


Orioles™

Media Guide



1990

THE ORIOLES, INC.

Memorial Stadium, Balto., MD. 21218
Tel. (301) 243-9800 Ticket Office (301) 338-1300
FAX (301) 467-5333

BASEBALL PUBLIC RELATIONS DIRECTORY

	Contact	Office	Private	Home
Commissioner's Office	Richard Levin Jim Small	212-371-7800	339-7860	385-9782 517-8349
American League	Phyllis Merhige	212-371-7600	339-7618	982-2464
Baltimore	Rick Vaughn Bob Miller	301-243-9800	235-9710	290-6504 653-4144
Boston	Dick Bresciani Josh Spofford	617-267-9440	236-6710 236-6718	237-7618 508-462-4121
California	Tim Mead John Sevano	714-937-6700	937-7214	595-1423 245-2464
Chicago	Chuck Adams Dana Noel	312-924-1000	624-6460 924-1412	708-983-1622 708-462-7987
Cleveland	Bob DiBiasio John Maroon	216-861-1200	861-4454	349-0934 331-3492
Detroit	Dan Ewald Greg Shea	313-962-4000	962-4338	828-8153 668-6521
Kansas City	Dean Vogelaar Steve Fink	816-921-2200	921-8154	578-4622 524-4430
Milwaukee	Tom Skibosh Mario Zino	414-933-4114	933-6975	
Minnesota	Tom Mee Rob Anthony	612-375-1366	375-7470 375-7489	447-2065 529-8014
New York	Arthur Richman Jeff Idelson Kara Waxman	212-293-4300	579-4455 579-4456 ext. 515	914-683-9433 516-689-9759
Oakland	Jay Alves Kathy Jacobson	415-638-4900	ext. 223 ext. 253	352-0269 830-4556
Seattle	Dave Aust Ethan Kelley	206-628-3555	343-4608 343-4623	284-0912 767-7824
Texas	John Blake Larry Kelly	817-273-5222	273-5208 273-5202	214-570-0739 860-4012
Toronto	Howard Starkman Gary Oswald	416-595-0077	595-0282	820-7265 781-2807
Elias Sports Bureau	Seymour Siwoff Steve Hirdt	212-869-1530		
Howe SportsData	John Montague Jay Virshbo	617-951-0070		
National League	Katy Feeney Dorsey Parker	212-371-7300		
Atlanta	Jim Schultz Glenn Serra Mike Ringering	404-522-7630	522-2724	951-1559 973-5259 952-7421
Chicago	Ned Colletti Sharon Pannozzo	312-404-4191		708-350-1462 348-7881
Cincinnati	Jon Ferguson Jon Braude	513-421-4510	421-2990	232-7590 385-4196
Houston	Rob Matwick Chuck Pool Craig Sanders	713-799-9600	799-9596 799-9597 799-9598	668-6986 550-6650 520-6333
Los Angeles	Mike Williams Jay Lucas	213-224-1301	224-1331	818-287-5610 714-623-8440
Montreal	Pierre Vidal Richard Griffin Monique Giroux	514-253-3434	253-3263	733-5964 686-7168 689-5872
New York	Jay Horwitz Rick Lawes	718-507-6387	565-4330 565-4323	201-546-5089 516-944-9719
Philadelphia	Larry Shenk Gene Dias Leigh McDonald	215-463-6000	755-9321	302-478-5154 609-482-6618 659-2981
Pittsburgh	Jim Lachimia Jim Tirdinich	412-323-5000	323-5018 323-5031	396-9444 486-2396
St. Louis	Jeff Wehling Brian Bartow	314-421-4040	425-0625 425-0623	618-288-3250 968-0218
San Diego	Mike Swanson	619-283-7294	584-7210	463-9754
San Francisco	Matt Fischer Robin Carr	415-468-3700	468-2390	341-1228 775-1677

Produced by: Bob Brown, Rick Vaughn, Gordon Beard, Bob Miller, and Helen Conklin; assisted by Bob Caplan and Avram Mandell

Desktop Output: BG Composition; **Cover:** Steve Beshara; **Printing:** French Bray, Inc.

DETAILED INDEX

ALCS, O's	89-90	History, Orioles	93-98	Promotions, '90	254
All Star Games	87-89, 260	Home Runs		Radio Network	110
Announcers, R-TV	111-117	All-time M.L. Ldrs	122	Radio-Television	110-117
Attendance, '54-'89	17	Each Park by O's	229	RBI, 100 Year O's	19
Attendance, Largest		First Time Up	159	Records Section	21-31
Walkup	14	Grand Slams	25-26	"Read Like a Pro"	218
Attendance, M.L. Record	13	Inside Park	23	Retired Numbers, O's	119
Awards, Major Winners	39	Long HR, Mem'l Stad	122	Robinson, Brooks	115
Awards, Player of Month	99	Opponents Ldrs vs O's	xxx	Robinson, Frank	119
Babe Ruth Birthplace	14	Records, O's	24-26	Rosters	
Ballparks		Thirty Homer Club	18	All-Time O's	32-37
Major League, by Age &		Top 10 O's	20	'90, O's	258-259
Capacity	101	How They Joined O's	255	Non-Roster, '90	257
Memorial Stadium	15, 100	Jacobs, Eli	4	Rules of Interest	37-38
New Downtown	101-104	Japan, O's Trips to	254	St. Louis Browns	98
BBWAA/Media	109	Last Time Happened	221	Save Rule	37
Batting		Latest Finish	172	Scouts, O's	10
Annual Leaders, O's	18	Lucchino, Larry	4	Spring Training	256, 260
Career Leaders, O's	20	Magic Number	38	Standings	
Cycle, Hitting for	22	Managers, O's W-L	120	Major League '89	261
Designated Hitters	78	Media	109	O's, '54-'89	261
Opponents vs. O's	73-76	Memorial Stadium		Starts, Fast & Slow	8
Position, Leaders by	19	Data/Diagram	15	Strength/Conditioning	
Pinch Hitters	78	History	100	Coach	108
Records	21-26	Minimum Salary	260	Summary, '89 Season	46-51
Stats, '89	45	Minor Lge System	9-12	Suspended Games	38
300 Hitters	18	Monthly Records	130	Television Radio	110-117
Vs. Opponents	78-82	Most Valuable O's	39-40	Third Basemen,	
Coming from Behind	109	Movies & the O's	217	since Brooks	15
Consecutive Game Streams	260	No Hitters	29	Ticket Info	13-14
Day-by-Day (orange trim)	42	Officers, Orioles	2, 4-7	Trade, O's Biggest	134
"Designated Hitters"	108	Opening Days	51	Trainers	118
DHs, O's Lifetime Aves	78	Opponents		Triple Plays, O's	38
Diamond Vision Board	254	Batting, '89/Life	72-76	Twenty Game Winners	28
Drafts, O's		Pitchers/Big Winners & Losers vs		Twenty-Two Club O's	176
Major League, '54-'89	256	O's	31	Williams, Edw. B.	4, 96-97
Re-Entry	255	Pitching, '89/Life	76-78	Winning, O's	
Farm System	8-12	Hitties vs. O's	52-72	Best Long Stretch	146
Father Son Combos	12, 132	Leaders vs O's, '89	72	18 Straight Seasons	16
Fielding		Orlando Advocates	108	Last 21, 30 & 36 Yrs	16
'89 Stats, O's	44	Palmer, Jim	113	100 Wins, 3 St Years	261
Records, O's	29-30	Pennants, 3 Straight	31	Two Wins, One Day	174
Finish, Latest Game	167	Pinch-Hitting	78	Won-Lost Records vs.	
First Game, O's	45	Pitching, O's	19	Each Opp., '54-'89	41
Front Office	2-7	Annual Leaders	20	By Year	261
Gold Gloves	40	Career Leaders	20	Workout Sked, Pre-Game	51
Hall of Fame		Long Games	29	World Series, O's	90-92
O's in Cooperstown	105	Opponents vs. O's	76-78	World Series Shares	92
Hatter Award, MVO	39-40	Records	27-29	Yearly Leaders, O's	18-19
Hemond, Roland	5	Stats, '89	45	Youngest Team, O's	12
		Vs. Opp., Lifetime	83-87		
		Presidential Visits	50		

THE COVER ILLUSTRATION, features key members of the exciting 1989 Orioles, including six who earned a total of 15 major awards (clockwise from top left): **Gregg Olson, Frank Robinson, Mickey Tettleton, Roland Hemond, Craig Worthington and Cal Ripken, Jr.** In the center, a couple of other major contributors, **Phil Bradley and Randy Milligan.**

ORIOLES '90 HOTEL HEADQUARTERS

CITY	HOTEL	AREA	TELEPHONE
BOSTON	Sheraton Boston	(617)	236-2000
CALIFORNIA	Doubltree Hotel	(714)	634-4500
CHICAGO	Westin Chicago	(312)	943-7200
CLEVELAND	Sheraton Cleveland City Centre	(216)	771-7600
DETROIT	Omni-International	(313)	222-7700
KANSAS CITY	Adams Mark	(816)	737-0200
MILWAUKEE	Pfister Hotel & Tower	(414)	273-8222
MINNESOTA	Minneapolis Marriott	(612)	349-4000
NEW YORK	Grand Hyatt	(212)	883-1234
OAKLAND	Oakland Hyatt	(415)	562-6100
SEATTLE	Crowne Plaza	(206)	464-1980
TEXAS	Sheraton CentrePark	(817)	261-8200
TORONTO	Sheraton Centre	(416)	361-1000

VISITING CLUBS' HOTELS IN BALTIMORE '90

CLUB	HOTEL	AREA	TELEPHONE
BOSTON	Cross Keys Inn	(301)	532-6900
CALIFORNIA	Cross Keys Inn	(301)	532-6900
CHICAGO	Sheraton Inner Harbor (1st trip)	(301)	962-8300
	Stouffer Harborplace (2nd trip)	(301)	547-1200
CLEVELAND	Marriott Inner Harbor	(301)	962-0202
DETROIT	Stouffer Harborplace	(301)	547-1200
KANSAS CITY	Marriott Inner Harbor	(301)	962-0202
MILWAUKEE	Cross Keys Inn	(301)	532-6900
MINNESOTA	Marriott Inner Harbor	(301)	962-0202
NEW YORK	Marriott Inner Harbor	(301)	962-0202
OAKLAND	Tremont Plaza (1st trip)	(301)	727-2222
	Stouffer Harborplace (2nd trip)	(301)	547-1200
SEATTLE	Stouffer Harborplace	(301)	547-1200
TEXAS	Marriott Inner Harbor	(301)	962-0202
TORONTO	Stouffer Harborplace	(301)	547-1200

BALTIMORE ORIOLES ORGANIZATION

OFFICERS

Chairman of the Board	Eli S. Jacobs
President and Chief Executive Officer	Lawrence Lucchino
Executive Vice President/General Manager	Roland A. Hemond
Senior Vice President/Assistant to the Chairman	Thomas A. Daffron
Vice President/Business Affairs	Robert R. Aylward
Vice President/Marketing	Martin B. Conway
Vice President/Finance	Joseph P. Hamper Jr.
Vice President/Administrative Personnel	Calvin Hill
Vice President	Sven Erik Holmes
Vice President/Sales	Louis I. Michaelson
Vice President/Planning and Development	Janet Marie Smith
Treasurer	Robert A. Crisafulli Jr.
Secretary	Michael Schein
General Counsel	Lon S. Babby

FRONT OFFICE

Director of Publications	Robert W. Brown
Traveling Secretary	Philip E. Itzoe
Computer Services Director	James L. Kline
Administrative Assistant to Messrs. Hemond/Itzoe	Debbie Bent
Administrative Ass'ts to Mr. Lucchino	Barbara Bianucci, Sara Shafer
Administrative Assistant to Mr. Aylward	L. Ann Lange
Admin. Ass't to Messrs. Hill & Robinson	Delores Stokes
Administrative Assistant to Messrs. Kline & Barr	Marcy M. Zerhusen
Administrative Assistant to Mr. Michaelson/Sales Dep't	Lisa Siliato
Administrative Assistant to Ms. Smith	Sharon Gallagher

Baseball Operations

Ass't General Manager/Player Personnel	R. Douglas Melvin
Special Assistant to General Manager	Gordon F. Goldsberry
Special Assistant to General Manager	Fred B. Uhlman
Scouting Director	John B. Barr
Ass't Director Player Development/Scouting	Roy H. Krasik
Director of Special Projects/Baseball Operations	Kenneth E. Nigro
Director of Research and Statistics	Eddie Epstein
Assistant Director of Scouting	Fred P. Uhlman
Administrative Assistant to Player Development	Debbie Dickman
Administrative Assistant to Scouting	Kathleen Moriarty
Baseball Operations Intern	Leland S. MacPhail IV

Sales Department

Director of Sales Operations	Vince Dunbar
Assistant Director Sales Operations	Matthew P. Dryer
Sales Representative	Quay T. Rich
Sales Representative	Lucy M. Kelly
Sales Representative	Richard E. Simmons

Marketing/Promotions

Assistant Director of Marketing	David B. Cope
Assistant Director of Marketing	Juliette Dryer
Administrative Assistant	Evelyn L. Ehlers

Public Relations/Community Relations

Public Relations Director	Richard L. Vaughn
Community Relations Director	Julia A. Wagner
Assistant Public Relations Director	Robert H. Miller
Assistant Community Relations Director	Stephanie Kelly
Administrative Assistant to Messrs. Brown & Vaughn	Helen M. Conklin
Administrative Assistant	Patricia C. Waters
Adm Ass't, Orioles Prod/Comm Rel	Kathryn V. Case
Public Relations Intern	Matt Eastwick

Orioles Productions (Diamond Vision)

Director of Orioles Productions Charles A. Steinberg, DDS		
Staff:		
Eli Eisenberg	Peter J. Hock Jr.	Kristin A. Sudbrink
Jacqueline S. Patrick	Kyle A. Ritchie	

Medical Staff

Club Physician	Sheldon Goldgeier, MD
Club Physician, Orthopedics	Charles E. Silberstein, MD
Head Trainer	Richard L. Bancells
Trainer	James M. Reed
Strength & Conditioning Coach	Allan D. Johnson

Stadium Services

Director of Stadium Services	Roy A. Sommerhof
Ass't Manager, Fan Center	Vanessa Sandler

Ticket Office

Ticket Manager	Audrey M. Brown
Ass't Ticket Manager	Denise C. Addicks
Ass't Ticket Manager	Joseph B. Codd
Administrative Ass'ts to Mr. Sommerhof/Ms. Brown	Ileen A. Wagner
	Joyce J. Noto

Staff:

G. Sue Bennett	Dorothy Proud
Stephanie Crockett	Cindy Rosenberger
Lorraine Fischer	Lorraine Sapp
Daisy Garland	Marge Schick
M. Ethel January	Lisa Tolson
Joan Leatherwood	Joan Walsh
Grace McArtor	June Wiltshire

Mabel Pauls

Advance Sale Window Supervisor	Steve Kowalski
Assistant Supervisor	Laura M. Delaney

Stadium Operations

Head Groundskeeper	Pat A. Santarone
Assistant Groundskeeper	Paul C. Zwaska
Equipment Managers	James W. Tyler (home), Frederick Tyler (visiting)
Switchboard Receptionists	Edna M. Weibe, Greta P. Smith, Judy L. Valentini, Christine S. Werzinsky

General Duties	Edward E. Ridgely, Leroy Washington, F. Joseph Leilich, Karen Leilich,
----------------	--

Consultant/Stadium Operations	Charles A. Jasper
Supervisor/Ushers	John A. Sansone
Supervisor/Ticket Takers & Guards	Edward R. Hojnacki
Supervisor/Ticket Sellers	Leo F. Harnen
Supervisor/Parking	C. Douglas Rosenberger
Fan Relations Representatives	James B. Carnaggio, Joseph Carnaggio & Sue Rowell

Accounting Department

Accounting Manager: Michael D. Hoppes
Accounting Assistants and Coordinators:

M. Christina Hoos	Lisa Miller	Ruth A. Thompson
Kaye C. Laker	M. Pamela Nowicki	Myralynn Vazquez
Joseph Lichtfuss Jr.		Kim Yancheski


Game Personnel

Public Address Announcers	Rex E. Barney, T. Christopher Ely
Press Box Supervisor	Vernon L. Joiner
Press Box Staff	David L. Shauck, Fred G. Trautman
Closed Circuit System	Robert W. McMahon, James Nason
Stadium Electrician	Albert M. Scrimger
Press Box Security	George G. Desch & James Oliver
Game Technicians	Eddie Charik, Rick Fairbend, Nicole Finch, Steven Ostrow, John Watts
"Baserunners"	Amy Mudd, Beth Plecker
"Ballgirl"	Graziella Bemini

TWO ORIGINALS

Two members of the front office staff, who joined the Orioles prior to the first season in Baltimore ('54), have remained with the club throughout its 36 year history: **Joe Hamper**, vice president/finance and **Joe Codd**, assistant ticket manager.

ORIOLES OFFICERS



Larry Lucchino
President and CEO



Eli S. Jacobs
Owner/Board Chairman



Roland Hemond
VP & General Mgr.

OWNERSHIP OF THE ORIOLES

It was on December 6, '88, that **Agnes Neill Williams**, who succeeded her late husband, **Edward Bennett Williams**, as chairman of the board of the Orioles, announced that agreement had been reached to sell the Orioles for approximately \$70 million to a group of investors with three things in common: a love of baseball, an association with the Baltimore area, and degrees from Yale University Law School.

The group of three included **Eli Jacobs**, the principal shareholder, Orioles President **Larry Lucchino** (see below for biographies on both) and Westminster MD native **R. Sargent Shriver**, a practicing attorney who is also president of Special Olympics International.

Mr. Shriver, a long-time Orioles fan who now lives in Potomac, MD, was the first executive director of the Peace Corps, from its inception in '61 during the administration of his brother-in-law, **President John F. Kennedy**, until '66. He served as U.S. Ambassador to France from '68 to '70, and in '72 ran as the Democratic nominee for the vice-presidency.

ELI S. JACOBS, 52 (10/5/37), officially became Chairman of the Orioles April 18, '89, the day the purchase of the Orioles received unanimous approval from all major league owners. Not long after, he was appointed to Major League Baseball's Executive Council. Although Mr. Jacobs prefers to rely on management to run the club on his behalf, he has taken an active role in the design and planning of the Orioles new ballpark at Camden Yards.

The former sandlot third baseman is Chairman of the Board of Memorex-Telex, the world's second largest manufacturer of computer peripheral equipment, and owns a controlling interest in companies whose annual revenues exceed \$5 billion.

Mr. Jacobs was born in Cambridge, Massachusetts, grew up in Newton, west of Boston, and was, of course, an ardent Red Sox fan. (One of his biggest disappointments came as a nine-year-old when the Cardinals defeated the Sox in the 7th game of the '46 World Series).

Mr. Jacobs is a graduate of Phillips Academy, Andover, and Yale College ('59) as well as Yale Law School ('64). As an undergraduate he served as the managing editor of the Yale Daily News.

Mr. Jacobs has had extensive ties to Baltimore and Maryland and currently serves on the board of directors of the Times Mirror Company, owner of the Baltimore Sunpapers. During a two-year tour of duty in the U.S. Army, he was stationed at Fort Holabird in Baltimore.

LARRY LUCCHINO, 44 (9/6/45) was appointed acting president of the Orioles by **Edward Bennett Williams** in May, 1988, succeeded him as the club's chief executive following **Mr. Williams'** death on August 13, 1988.

Prior to becoming president, he had been vice-president/general counsel and a member of the board, beginning in 1979 when **Williams** purchased the ballclub.

During his 11 years as an Orioles officer, he has held wide-ranging responsibilities that have included: participating in player acquisitions and front office reorganization; developing and coordinating the company's marketing policy; negotiating major business and player contracts; serving as the Orioles' principal representative in negotiations with the Maryland Stadium Authority regarding the new downtown ballpark, and representing the club

at American League and major league meetings.

He is a partner at **Williams & Connolly**, the firm founded by **Mr. Williams**, where he also specialized in sports law and litigation. Larry was also secretary/general counsel and a member of the board of directors of the Washington Redskins from '78 thru '85.

Born and raised in Pittsburgh, PA, he was all-city in basketball and a second baseman on the city championship baseball team at Taylor Alderdice High School (Class of '63). He graduated cum laude from Princeton University in '67, and was a '72 graduate of Yale University Law School.

While at Princeton, he was a varsity basketball letterman on two Ivy League championship teams, coached by **Butch Van Breda Kolff**. As a sophomore, he was a teammate of U.S. Senator **Bill Bradley** who led the team to the Final Four tournament.

In Larry's senior year, the Tigers were 23-3, the best record in Princeton basketball history. He has had the unique sports distinction of receiving a World Series ring (Orioles '83), a Super Bowl ring (Redskins '83) and an NCAA "Final Four" watch (Princeton '65).

He is a member of the Bar of the District of Columbia, California and Pennsylvania. He is a bachelor.

ROLAND HEMOND, 60 (10/26/29) was named 1989 Major League Executive of the Year in his second season as executive vice president and general manager of the Orioles. It's the third time in his career he's won the award, the second time in the '80s.

Hemond, team President **Larry Lucchino** and Assistant General Manager/Director of Player Personnel **Doug Melvin** were the chief architects of the Orioles 32 1/2-game improvement over '88, third greatest improvement in major league history.

It wasn't, however, all that new to Hemond. In fact, the energetic Frenchman has engineered three of the major league's 10 best turn-arounds since divisional play began in '69. As general manager of the Chicago White Sox, Hemond's '71 club improved 23 games over the previous year and his '77 team climbed 26 games above the '76 White Sox.

One of the more active members of baseball's trade market, Hemond has made 121 trades involving 335 players in his career. He made 17 trades in his first 17 months with the Orioles, and has made a total of 20 deals since he was named by **Edward Bennett Williams** to succeed Hank Peters as Orioles vice president and general manager on November 10, '87. Of the 40 players to wear an Orioles uniform last season, 17 were acquired via a Hemond trade.

Roland's career dates back some 39 years to 1951, when he joined the front office of the Eastern League's Hartford Chiefs following a 4-year tour of duty in the U.S. Coast Guard. At the end of that season he was promoted to the parent Boston Braves, where he worked for **John Mullen** (now with the Atlanta Braves). In '53, Roland accompanied the Braves' franchise move to Milwaukee.

In December, '60, former Braves Manager **Fred Haney** became the first California Angels' general manager, and less than a month later, Roland joined him as scouting and farm director.

On Sep 14, '70, he was appointed director of (major league) player personnel for the White Sox who were well on their way to a 56-106 final season record. At the same time, the Sox hired, at his urging, his former Angels' organization colleague, **Chuck Tanner**, as manager. At their first winter meeting, the 2 newcomers moved 16 players in the first 18 hours of the convention in Los Angeles.

In their first 2 full seasons, the **Hemond/Tanner** combine brought the Sox in third ('71) and second ('72). The Sox sent 87-67 in '72 and Roland won the 1st of his three Major League Executive of the Year awards.

He became a vice president in July, '73, in the **John Allyn** administration, then worked with **Bill Veeck** from December, '75, when the latter bought the club, until January, '81. After **Jerry Reinsdorf** and **Eddie Einhorn** purchased the franchise from **Veeck**, they promoted him to executive vice president for baseball operations.

ROLAND HEMOND (Cont.)

Roland earned his second "major league executive" award in '83 after his White Sox won the Western Division by a record 20 games (biggest winning margin in either league since the divisional system was adopted in '69).

He was replaced in October, '85 by **Ken Harrelson**, but remained with the Sox in a consulting capacity for a time as "special assistant to the chairman and president." Seven months later, in May '86, he joined the commissioner's office and remained there thru 2 baseball seasons before joining the Orioles.

Roland was born in Central Falls, Rhode Island. His mother was French-Canadian and his father's family is of French descent.

He married **Margo Quinn** on Nov 8, '58. They have 5 children: **Susan** (1/3 '60), **Tere** (12/27/61), **Robert** (4/20/64), **Jay** (12/11/65), and **Ryan** (12/11/72). The Hemonds are truly a baseball family. **Margo's** father was **John Quinn**, a major league g.m. for 28 seasons--first with the Braves for 14 years (Boston and Milwaukee), then with the Phillies for 14 more (to '72). **Quinn** won 3 pennants with the Braves ('48, '47, '58). Born in '08, he went to work in '32 with the Red Sox, who were then operated by his father.

In addition to **Margo**, **John Quinn's** children include: **Susan**, who worked for the Angels and was Roland's secretary for a number of years; **Bob**, the Cincinnati Reds' general manager, and **Jack**, president of the St. Louis Blues hockey team and former baseball general manager of the Hawaii Islanders and Vancouver Canadians of the Pacific Coast League.

Two of Roland's children, **Susan** and **Bob**, are also in baseball. **Susan** is the associate director of San Diego Padres telecasts and **Bob** is a member of the front office of the Wichita Wranglers in the Texas League.

ROLAND HEMOND'S TRADES SINCE COMING TO THE ORIOLES ON NOV 10, '81

(Thru February 20, 1990)

- 1/10/90 ... INF Mike Brumley from the Tigers for DH Larry Sheets.
- 12/5/89 ... RHP John Mitchell and OF Joaquin Contreras from the Mets for OF Keith Hughes and RHP Cesar Mejia.
- 7/29/89 ... DH-3B Keith Moreland from the Tigers for LHP Brian DuBois.
- 7/19/89 ... OF Stan Jefferson from the Yankees for RHP John Habyan.
- 3/31/89 ... RHP Dave Johnson and OF Victor Hite from the Astros for C Carl Nichols.
- 3/24/89 ... 1B Francisco Melendez from the Giants for OF Ken Gerhart.
- 3/11/89 ... OF Mike Devereaux from the Dodgers for RHP Mike Morgan.
- 1/24/89 ... C Bob Melvin from the Giants for C Terry Kennedy.
- 12/9/88 ... OF Phil Bradley from the Phillies for RHP Ken Howell and LHP Gordon Dillard.
- 12/4/88 ... RHP Ken Howell, RHP Brian Holton and SS Juan Bell from the Dodgers for 1B Eddie Murray.
- 11/14/88 ... RHP Mike (Mississippi) Smith from the Expos for a player to be named later ... Deal was completed 12/7/88 when RHP Doug Kline went to Expos.
- 11/9/88 ... 1B Randy Milligan from the Pirates for a player to be named later ... Deal was completed 12/7/88 when RHP Pete Blohm went to Pirates.
- 8/31/88 ... C Chris Hoiles, LHP Robinson Garces and RHP Cesar Mejia from the Tigers for OF Fred Lynn.
- 8/29/88 ... RHP Doug Kline from the Twins for OF Jim Dwyer.
- 7/30/88 ... OF Brady Anderson and RHP Curt Schilling from the Red Sox for RHP Mike Boddicker.
- 3/30/88 ... IF Wade Rowdon from the Cubs for SS Nick Ramirez and RHP Tom Michno.
- 3/21/88 ... 3B Rick Schu, OF Keith Hughes and OF Jeff Stone from the Phillies for OF Mike Young and a player to be named later ... Deal was completed 6/15/88 when OF Frank Bellino went to Phillies.
- 2/26/88 ... LHP Mark Thurmond from Tigers for 3B Ray Knight.
- 12/16/87 ... RHP Jay Tibbs and RHP Alfredo Cardwood from Expos for RHP John Hoover, RHP Rick Carriger and RHP Doug Cinnella.
- 12/9/87 ... RHP Mike Morgan from Mariners for RHP Ken Dixon.
- 12/8/87 ... RHP Doug Sisk from Mets for RHP Greg Talamantez and LHP Blaine Beatty.

TOM DAFFRON, 51, was named senior vice-president/assistant to the chairman in January. He comes to the Orioles after serving 16 years as chief of staff to U.S. Senator **William Cohen**, R-Maine.

Daffron's Capitol Hill career began in 1970 when he left his position as editor of the editorial page at the Wilmington (DE) News-Journal to accept a nine-month fellowship from the American Political Science Association. Following the fellowship, he spent three years on the staff of Senator **Charles Percy**, R-Illinois, before joining Cohen, then a member of the House of Representatives, in 1973.

After earning degrees from Brown University and Columbia University's School of Journalism, Daffron was a reporter at the Miami Herald and Wilmington News-Journal and Associate Director of Public Relations at the University of Chicago. He also served in the Peace Corps in Thailand.

A native of New York City, **Tom** and his wife, **Margot**, have three children: **Thomas**, **Susan** and **Cynthia**.



Thomas A. Daffron
Senior VP/Assistant
to the Chairman



Robert R. Aylward
VP/Business Affairs



Martin B. Conway
VP/Marketing



Joseph P. Hamper, Jr.
VP/Finance



Calvin Hill
VP/Admin. Personnel



Sven Erik Holmes
Vice President



Louis I. Michaelson
VP/Sales



Janet Marie Smith
VP/Planning &
Development



Robert A. Crisafulli, Jr.
Treasurer

DOUG MELVIN, 37 (8/8/52), is a native of Chatham, Ontario, Canada (also the home of 284-game winner **Ferguson Jenkins**). Still a Canadian citizen, Melvin is in his 19th year in professional baseball, 5th with the Orioles. He was named special assistant to Orioles President **Edward Bennett Williams** and Executive Vice-President **Hank Peters** on February 11, '86. A year and a half later, he became director of player personnel in charge of minor league operations and for the past two seasons has served as assistant general manager/director of player personnel.

His pro career began in '72 when he was signed by the Pittsburgh Pirates as a righthanded pitcher. Melvin went on to spend two seasons in the Pirates' system ('72-'73) and four more in the Yankees' chain ('75-'78) after sitting out one season with a leg injury. He was released by the Pirates following the '73 campaign, but was re-signed by Yankees Scouting Director **Pat Gillick**, now the general manager of the Toronto Blue Jays.

Over six pro seasons, Melvin was 29-19 with a 3.43 era (ip-520, er-198). He was 16-4 combined in his last two seasons ('77-'78), both at West Haven, the Yankees' affiliate in the AA Eastern League. Although he was 6-7 in '76 at Fort Lauderdale, he finished with a 2.41 era, fifth best in the Florida State League.

After his playing career ended, Melvin served as the Yankees' batting practice pitcher for one year, then spent the next six seasons ('80-'85) with the Yankees building a reputation as a bright, young executive. His responsibilities included scouting, working with a succession of Yankees' managers as a spotter in the press box, compiling managers' statistics, and working on defensive alignment. In '85, he was named the club's scouting director.

There was no baseball at Ontario's Chatham Kent Secondary School, but Melvin played football, basketball and hockey, and is in the school's athletic hall of fame. He holds the school's basketball record of 55 points in a single game. Among his hockey opponents were **Mark** and **Marty Howe**, sons of Hockey Hall of Famer **Gordie Howe**.

He and his wife, **Ellen**, reside in Columbia, MD, and have two children: **Ashley** (4/18/83) and **Cory** (7/9/86).

JOHN B. BARR, 32 (6/22/57), the Orioles scouting director, has both a varied front office career in baseball and a diversified career in business. Barr was named to his current post on October 1, '88 after serving tours with two of the most successful teams in the majors over the past decade—the New York Mets and the Minnesota Twins.

He began his career in professional baseball in '84 as an administrative assistant in scouting and minor league operations for the Mets, where he served under Director of Player Personnel **Joe McIlvaine**.

After four seasons with the Mets, Barr joined the Twins in January, '88 as East Coast scouting supervisor, working closely with Twins' Scouting Director **Terry Ryan**. Less than a year later, he joined the Orioles.

Barr was a first baseman-outfielder at Rider College (Lawrenceville, NJ), where he received a B.S. degree in commerce in '79. Following graduation, Barr worked with the Burroughs Corporation and Merrill Lynch, where he was a financial planner. He also spent time as an assistant coach at both Fairfield University (CT) and Mercer (NJ) Community College.

A native of southern New Jersey, Barr helped lead Audubon High School to the only state baseball championship in the school's history in '75.

John and his wife, **Marianne**, reside in Baltimore. His father-in-law, **Charles Ready**, played in the Dodgers' and Cardinals' systems in the '50s.

STARTS, FAST AND SLOW

The O's best start was 11-1 in 1966 . . . They won a club record 5 consecutive games at the start of the '70 season . . . The major league record, incidentally, in that category is 13, shared by the '82 Atlanta Braves and '87 Milwaukee Brewers.

The worst start in Orioles and major league history occurred in '88 when they lost their 1st 21. That shattered the previous club record of 5, set in '78.

LONGEST AFFILIATIONS

Only 3 minor league baseball teams have affiliations with the same parent club continuously since 1961, and 2 of them are part of the O's farm system. Bluefield, the O's rookie team in the Appalachian League since 1958, has baseball's longest current affiliation. Next is Lakeland (Class A, Florida State League), with Detroit since 1960 and Rochester, the Orioles AAA team in the International League since 1961.

ORIOLES BASEBALL OPERATIONS DEPARTMENT

Assistant General Manager/Player Personnel Director: Doug Melvin
Scouting Director: John Barr
Special Assistant to the General Manager: Gordon Goldsberry
Special Assistant to the General Manager: Fred Uhlman Sr.
Assistant Director of Player Development/Scouting: Roy Krasik
Administrative Assistant/Scouting: Fred Uhlman Jr.
Director of Special Projects: Ken Nigro
Director of Research and Statistics: Eddie Epstein
Administrative Assistant: Debbie Dickman
Administrative Assistant: Kathleen Moriarty
Director of Field Operations/Instruction: Don Buford
Minor League Camp Coordinator: Len Johnston
Minor League Hitting Instructor: Deacon Jones
Minor League Pitching Coordinator: Mike Pazik
Minor League Groundskeeper: Jaime Rodriguez

ORIOLES FARM SYSTEM—1990

CLUB	LEAGUE/CLASS/STADIUM	OFFICIALS
Rochester Red Wings Silver Stadium Rochester, NY 14621 (716) 467-3000	International (AAA) Silver Stadium	Fred Strauss (Pres.) Dave Ocorr (GM) Greg Biagini (Mgr.) Paul Blair (Coach) Dick Bosman (Pitch. Coach) Jeff Wood (Trainer)
Hagerstown Suns P.O. Box 230 Hagerstown, MD 21740 (301) 791-6266	Eastern (AA) Municipal Stadium	Hugh Schindel (Pres.) Bob Miller (GM) Jerry Narron (Mgr.) Tom Brown (Pitch. Coach) Joe Durham (Coach) Brian Ebel (Trainer)
Frederick Keys P.O. Box 3169 Frederick, MD 21701 (301) 662-0013	Carolina (A) Grove Stadium	Hugh Schindel (Pres.) Keith Lupton (GM) Wally Moon (Mgr.) Mike Pazik (Pitch. Coach) Bob Miskic (Coach) Bill Murray (Trainer)
Wausau Timbers P.O. Box 1704 Wausau, WI 54402 (715) 845-4900	Midwest (A) Athletic Park	Jack Roeder (GM) Mike Young (Mgr.) Chet Nichols (Pitch. Coach) Carlos Bernhardt (Coach) Mitch Bibb (Trainer)
Bluefield Orioles P.O. Box 356 Bluefield, WV 24701 (703) 326-1326	Appalachian League (Rookie) Bowen Field	George Fanning (GM) Phil Linz (Mgr.) Larry McCall (Pitch. Coach) Gus Gil (Coach) Dave Werner (Trainer)

LEON BRAVOS (BRAVES): The Orioles will maintain a working agreement with the Leon Braves of the AAA Mexican League in '90 . . . There are two 7-team divisions in the Mexican League, and Leon is in the Southern Division.

Jose Carlos Martinez (Pres.) . . . Manual Cortez (GM) . . . Francisco Estrada (Mgr.) . . . Address: Blvd. Lopez Mateos, #1139, Despacho 212., C.P. 3700 Leon, Gto . . . Telephone: (471) 4-97-51 and 6-83-61.

CLYDE KLUTTZ MEMORIAL AWARD

Named in honor of the Orioles' director of player development who died in May, 1979, the CLYDE KLUTTZ MEMORIAL AWARD is presented annually to the Baltimore organization player "who best exemplifies Clyde's integrity, desire, dedication, and loyalty to the game of baseball and the Baltimore Orioles." Clyde had spent 41 years in baseball when he passed away at the age of 61.

The winners of the Kluttz Award to date: **Tom Eaton** (2b); 1980—**Cal Ripken, Jr.** (3b); 1981—**Victor Rodriguez** (2b); 1982—**John Shelby** (of); 1983—**Mike Boddicker** (p); 1984—**Al Pardo** (c); 1985—**John Habyan** (p); 1986—**Eric Bell** (p); 1987—**Leo Gomez** (3b). In 1988, the award was restructured to honor the Orioles' organization "Player of the Year" and "Pitcher of the Year."

	Player	Pitcher
1988	Steve Finley , of	Bob Milacki
1989	David Segui , if	Mike Linskey

JOHN COX
(Western Region)
2225 E. Purnamo St.
San Bernardino, CA 92404

RICK ARNOLD
4448 Iroquois Ave.
Lakewood, CA 90713

CARLOS BERNHARDT
(Dominican Republic)
Calle Medicina #8
San Pedro de Macoris, DR

JESUS CARMONA
(Mexico)
804 Preston
Laredo, TX 78041

RAY CRONE
(LA, TX)
916 NW Panorama
Waxahachie, TX 75165

LANE DECKER
#9 Valwood, CB 16-049
Oklahoma City, OK 73116

ED FARMER
(Advance)
29296 Rue Cerise
Laguna Niquel, CA 92677

PAUL FRYER
8525 Desoto Ave. #78
Kanoga Park, CA 91304

JIM GILBERT
(MD, VA, NC, WV)
1912 Maplewood Dr.
Hagerstown, MD 21740

SCOUTING STAFF Regional Supervisors

GARY NICKELS
(Midwest Region)
1112 Bay Hill Ave.
Naperville, IL 60565

JESUS HALABI
(Latin America)
P.O. Box 724
Aruba, Netherland Antilles

RUDY HERNANDEZ
Suite 1B
Calle Rodriguez Sierra, #8
Conado, San Juan, PR 00907

JIM HOWARD
(NY, PA, NJ)
30 Mapleridge Ave.
Clifton Park, NY 12065

LEO LABOSSIERE
(ME, MA, NH, VT, NYC, LI)
4 Claremont
Lincoln, RI 02865

MIKE LEDNA
(MI, IN, WI, IL)
463 Cardinal Dr.
Buffalo Grove, IL 60089

ED LIBERATORE
(Major League)
1068 Holly Tree Rd.
Abington, PA 19001

TIM LUGINBUHL
(OH, KY, TN)
2312 Chesterfield Ln.
Batavia, OH 45103

JOSE LUGO
B-BQ-43
Ext. Santa Teresita St.
Ponce, PR. 00731
IGUEL MACHADO
(So. Fla., Latin America)
8219 NW 192nd Terrace
Miami, FL 33015

JOHN STOKOE
(Eastern Region)
12 Bradford Place
Slingerlands, NY 12159

LAMAR NORTH
(MS, AL, GA, SC, TN)
1307 S. Crest Rd.
Rossville, GA 30741

CAMILO NUNEZ
(Panama)
P.O. Box 1429
Panama, 9-A, Panama

JIM PAMLANYE
(No. Fla.)
P.O. Box 110
Orlando, FL 32802

ED SPRAGUE
(No. CA, NV)
23160 N. Davis Rd.
Lodi, CA 95242

BIRDIE TEBBETTS
(Major League)
P.O. Box 278
Anna Maria, FL 33501

LOGAN WHITE
(AZ, NM, CO, UT)
2301 E. University #478
Mesa, AZ 85213

BENNETT WILLIAMS
(DE, MD)
22 Benton Court
Sterling, VA 22170

JERRY ZIMMERMAN
(WA, OR, ID, MT, WY)
13650 Fernridge Way
Milwaukie, OR 97222

RBI and led all 1st basemen in fielding percentage (.992). RHP **Mickey Weston** came within 5 innings of qualifying for the ERA title (2.09).

RHP **Curt Schilling** tied for 1st in the I.L. in wins (13), starts (27), shutouts (3), and complete games (9). He also finished 8th with a 3.21 era, and 5th in strikeouts (109). OF **Keith Hughes** was named to the mid-season AAA All-Star Team but was unable to participate after suffering a shoulder injury in a season-ending collision at home plate.

HAGERSTOWN (67-72) was led by **Leo Gomez**, twice named the Eastern League "Player of the Week." He finished 2nd in the E.L. in rbi (78) and home runs (18), including 2 grand slams. **Linskey** went 10-6 with a 2.81 era, 7 complete games and 4 shutouts. **Don Buford Jr.** tied for 4th in the E.L. in stolen bases (30) while **Victor Hith** tied for 4th in runs scored (67) and led all outfielders in fielding percentage (.983). **Segui** batted .324 in 173 at bats after being promoted from Frederick.

FREDERICK (73-65) had the most successful season of all Orioles affiliates. The Keys sent 5 players to the mid-season Class A All-Star game and 2 to the Carolina League All-Star Team. **Segui** and **Mercedes** were named to both teams. **Segui** hit .317 but did not have the necessary plate appearances to qualify for the Carolina League batting crown before being moved up to Hagerstown. **Rodney Lofton** led the C.L. in stolen bases (62) and was 1st in at bats (473).

ERIE (25-49) was led on the mound by **Mike Oquist** who went 7-4 and finished 2nd in the New York-Penn League in strikeouts (110). **Melvin Wearinger** finished 3rd in the league in walks (45) and tied for 3rd in home runs (10). **Pat Leinen** finished 4th in IP (101.1).

BLUEFIELD (27-41) featured 2 of the Appalachian League's brightest stars. **Manny Alexander** led the league in hits (85), was 10th in the league in batting (.310), and was named to the post-season Class A All-Star Team. He was also named the top major league prospect in the league by Baseball America. **T.R. Lewis**, an Appy League all-star, finished 4th in home runs (50). **Lewis** belted 3 homers and went 5-for-6 on Aug 12 vs. Wytheville.

1989 MINOR LEAGUE REPORT

CLASS AAA . . . ROCHESTER RED WINGS (INTERNATIONAL LEAGUE, EAST DIVISION)
Manager: Greg Biagini: 72-73, 2nd, 11 GB

PLAYERS	AVG	AB	R	H	HR	RBI	SB	PITCHERS	W-L	ERA	G	SV	IP	H	ER	BB	SO
Anderson, Brady	.200	70	14	14	1	8	2	Bautista, Jose	4-4	2.83	15	0	98.2	84	31	26	47
El, Juan	.262	408	50	107	2	32	17	Bell, Eric	1-2	4.99	7	0	39.2	40	22	15	27
Erbe, Sherwin	.200	55	6	11	0	7	8	Culkar, Steve	2-2	3.99	23	2	29.1	28	13	8	19
Evans, Butch	.303	479	81	145	10	64	19	Dubois, Brian	3-1	1.80	4	0	30.0	24	6	12	16
Fin, Tim	.252	389	48	98	5	38	8	Habyan, John	1-2	2.17	7	0	37.1	38	9	5	22
Gilmer, Craig	.000	7	0	0	0	0	0	Harnisch, Pete	5-5	2.58	12	0	87.1	60	25	35	59
Gray, Steve	.160	25	2	4	0	2	3	Husmann, Mark	2-1	1.71	16	8	21.0	9	4	3	20
Gray, Walt	.219	233	39	51	1	24	19	Hulett, Tim	0-0	0.00	1	0	0.2	0	0	0	0
Gray, Chris	.245	322	41	79	10	51	1	Johnson, Dave	7-6	3.26	18	1	105.0	104	38	31	60
Gray, Keith	.274	285	44	78	2	43	4	Jones, Mike	9-7	3.35	31	2	129.0	127	48	42	80
Gray, Tim	.280	461	61	129	3	50	2	Meja, Cesar	3-6	4.86	18	0	66.2	77	36	36	32
Gray, Joe	.125	16	0	2	0	3	0	Mesa, Jose	0-2	5.40	7	0	10.0	10	6	6	3
Jensen, Stan	.234	64	9	15	1	12	3	Raczka, Mike	1-6	5.13	44	2	66.2	75	38	31	50
Kendrick, Francisco	.258	454	59	117	9	78	5	Schilling, Curt	13-11	3.21	27	0	185.1	176	66	59	109
Kyle, Billy	.199	221	25	44	4	26	0	Schwarz, Jeff	0-2	5.84	9	2	12.1	5	6	16	12
Lyons, Harold	.245	404	44	99	9	51	2	Smith, Mike (MS)	1-4	5.75	11	1	20.1	29	13	11	14
McKenzie, Craig	.262	174	19	49	3	11	4	Smith, Mike (TX)	2-4	3.21	36	7	56.0	45	20	22	48
McKenzie, Craig	.333	12	0	4	0	0	0	Stanhope, Chuck	5-4	4.25	28	0	91.0	113	43	30	57
McKenzie, Craig	.202	109	18	22	1	12	6	Thorppe, Paul	2-1	2.66	14	1	20.1	18	6	6	2
McKenzie, Craig	.223	94	11	21	1	10	3	Tibbs, Jay	3-0	0.93	4	0	29.0	22	3	10	14
McKenzie, Craig	.000	5	0	0	0	0	0	Weston, Mickey	8-3	2.09	23	4	112.0	103	26	19	51
McKenzie, Craig	.181	199	13	36	2	17	3										
McKenzie, Craig	.222	194	31	43	2	19	6										
Totals	.250	4680	616	1168	66	560	115	Totals	72-73	3.31	145	30	1,247.2	1,187	459	423	752

CLASS AA . . . HAGERSTOWN SUNS (EASTERN LEAGUE)
Manager: Jim Schaffer: 67-72, 5th, 24 1/2 GB

PLAYERS	AVG	AB	R	H	HR	RBI	SB	PITCHERS	W-L	ERA	G	SV	IP	H	ER	BB	SO
Anderson, Dave	.276	489	54	135	8	60	4	Bell, Eric	4-2	1.88	9	1	43.0	32	9	11	35
Anderson, Don	.192	333	51	64	4	24	30	Borgatti, Mike	0-0	0.00	1	0	3.0	2	0	0	1
Anderson, Tony	.268	246	34	66	8	44	11	Cavers, Mike	7-4	3.81	12	0	75.2	89	32	33	26
Anderson, Tony	.246	187	34	46	0	8	17	Culkar, Steve	6-2	1.34	26	1	47.0	33	7	15	45
Anderson, Tony	.202	272	21	55	1	21	2	Delarosa, Francisco	1-1	4.55	18	8	29.2	27	15	20	34
Anderson, Tony	.210	272	27	57	8	30	0	Dixon, Ken	1-0	0.75	6	0	24.0	14	2	4	20
Anderson, Tony	.417	48	11	20	0	7	4	Dubois, Brian	6-4	2.49	15	0	112.0	93	31	18	82
Anderson, Tony	.281	448	71	126	18	78	2	Garcos, Robinson	1-6	3.47	32	1	83.0	75	32	46	76
Anderson, Tony	.277	451	67	125	0	44	29	Githens, John	0-9	4.43	27	0	101.2	98	50	38	60
Anderson, Tony	.227	348	30	79	4	33	1	Housholder, Brian	1-1	3.23	8	0	30.2	22	11	14	23
Anderson, Tony	.222	18	4	4	0	0	0	Laimore, Bob	0-0	0.00	1	0	2.1	2	0	1	2
Anderson, Tony	.210	410	37	86	3	38	5	Linskey, Mike	10-6	2.81	18	0	126.0	108	40	35	90
Anderson, Tony	.067	30	2	2	0	1	1	Meja, Cesar	6-1	3.68	11	0	73.1	73	30	27	42
Anderson, Tony	.324	173	22	56	1	26	0	Mesa, Jose	0-0	1.38	3	0	13.0	9	2	4	12
Anderson, Tony	.246	114	7	28	0	7	2	Myers, Chris	4-2	2.56	6	0	45.2	41	13	12	25
Anderson, Tony	.208	159	17	33	0	13	21	Pinder, Chris	2-1	3.31	9	1	16.1	15	6	9	9
Anderson, Tony	.223	233	29	52	2	23	2	Sander, Mike	9-10	4.49	32	1	120.1	123	60	48	62
Anderson, Tony	.253	154	15	39	0	13	6	Schwarz, Jeff	0-6	3.91	17	1	69.0	66	30	41	78
Anderson, Tony	.194	72	3	14	0	6	0	Smith, Dana	0-0	0.00	1	0	2.0	0	0	0	0
Anderson, Tony	.23	698	7	0	29	39	23	Sonberg, Erik	2-3	6.98	7	0	29.2	39	23	20	22
Anderson, Tony	1-3	2.88	6	0	40	38	13	12	21								
Anderson, Tony	4-5	3.71	39	7	53	15	22	20	31								
Anderson, Tony	2-6	6.65	12	0	44	60	33	27	18								
Totals	.244	4457	536	1087	57	477	137	Totals	67-72	3.49	139	21	1188.0	1,111	461	455	814

MINOR LEAGUE ROUNDUP

The Orioles' 5 youthful minor league teams posted a 264-300 (.466) cumulative record in '89. Over the last 2 years, the Orioles have signed 5580 draft choices, including **Ben McDonald**, the nation's number one pick last June, and as a result, the O's farm system in '89 was the youngest it has been at any time in the '80s. The O's signed 25 of 33 draft picks in '88 and 30 of 47 in '89.

Although the Orioles failed to have a team qualify for post-season, 2 teams, Hagerstown (AA) and Frederick (A), put on great drives in the final month. Overall, Frederick had the best record in the Carolina League's Northern Division, but didn't win either the 1st or 2nd half championship. The Keys, their 1st year, went 27-9 beginning mid-July, but still finished 2 1/2 games behind 1st place Prince William (Yankees) for the league's 2nd half crown. Hagerstown went 15-6 the final 3 weeks of the season, but finished 4th, one game from qualifying for the Eastern League playoffs.

Frederick 2B **Luis Mercedes** became the Orioles 3rd minor league batting champion in the last 2 seasons. **Mercedes** won the Carolina League with a .309 average. 1B-DH **David Segui** and LHP **Mike Linskey** were named the Orioles' minor league player and pitcher of the year respectively. Both players spent time at Frederick and Hagerstown. **Segui** batted a combined .319 and **Linskey** was 12-8 with a 2.19 era (ip—189.1, er—46).

ROCHESTER (72-73) After a first-place finish in '88, Rochester finished 2nd in the International League East, 11 games behind 1st place Syracuse. Among the I.L. leaders, **Tim Hulett** was 2nd in the I.L. in triples (12) and finished in the league top ten with a .280 average. OF **Butch Davis** was 3rd in the I.L. with a .303 average, 2nd in total bases (222), 4th in triples (9) and tied for 2nd in hits (145). **Francisco Melendez** was 2nd in the league with 7

1989 MINOR LEAGUE STATISTICS (Cont.)

CLASS A . . . FREDERICK KEYS (CAROLINA LEAGUE, NORTHERN DIVISION)
Manager: Jerry Narron: 34-36, 2nd, 1 1/2 GB—1st Half
39-29, 2nd, 2 1/2 GB—2nd Half

BATTERS	AVG	AB	R	H	HR	RBI	SB	PITCHERS	W-L	ERA	G	SV	IP	H	ER	BB	SO
Anall, Delf	.100	20	3	2	0	3	0	Ball, Brent	2-0	7.85	16	0	39.0	45	34	26	25
Bautista, Hector	.273	22	2	6	0	4	0	Borgatti, Mike	7-0	0.86	23	9	41.2	34	4	9	24
Blais, Omer	.238	290	25	69	5	29	0	Bowden, Mark	1-0	1.04	4	0	8.2	9	1	4	3
Gilbert, Roy	.239	352	39	84	2	38	35	Burdick, Stacy	3-3	2.45	9	2	25.2	14	7	22	33
Gutierrez, Ricky	.232	456	48	106	3	41	15	Cavers, Mike	4-8	2.41	16	0	101.0	92	27	34	88
Harms, Tom	.227	295	43	67	2	28	15	Constant, Andres	10-4	3.04	29	0	127.1	117	43	38	116
Hayden, Paris	.206	154	14	32	2	13	5	Delarosa, Francisco	3-4	2.38	23	5	22.2	17	6	11	3
Lehman, Mike	.241	220	34	53	3	21	0	Deutsch, Mike	4-9	4.94	25	0	129.1	147	71	50	81
Lofton, Rod	.243	473	65	115	0	29	62	Jones, Stacy	5-6	4.90	15	0	62.2	93	45	35	58
Meadows, Scott	.272	371	59	101	2	41	12	Kent, Zachary	3-3	2.96	6	0	45.2	40	15	14	31
Mercedez, Luis	.309	401	62	124	3	36	29	Linskey, Mike	2-2	0.88	9	0	61.1	47	6	16	46
Mims, Larry	.136	22	1	3	0	2	2	McDonald, Ben	0-0	2.00	2	0	9.0	10	2	0	1
Paulino, Louie	.248	226	26	56	2	25	7	Miller, Dave	13-4	2.88	28	0	153.1	141	49	43	96
Robbins, Doug	.310	174	29	54	5	30	2	Mondie, Steve	2-4	3.58	38	6	78.0	77	31	34	45
Rose, Pete	.179	67	3	12	0	7	1	Myers, Chris	8-10	3.99	22	0	140.0	136	62	53	118
Segui, David	.317	284	43	90	10	50	2	Palermo, Pete	0-1	0.00	3	0	4.1	5	0	5	5
Sharnburg, Ken	.254	201	27	51	7	40	2	Pena, Jaime	0-0	0.00	1	0	1.0	0	0	1	0
Smoggs, Dan	.194	62	8	12	0	7	1	Rhodes, Arthur	2-2	5.18	7	0	24.1	19	14	19	26
Voigt, Jack	.264	406	61	107	10	77	17	Riddle, David	0-1	4.30	6	0	14.2	15	7	9	7
								Telford, Anthony	2-1	4.21	9	1	25.2	25	12	12	19
								Williams, Bob	2-3	4.84	24	2	44.2	49	24	22	31
Totals	.255	4496	592	1145	56	521	207	Totals	73-65	3.51	138	25	1180.0	1134	460	457	872

CLASS A . . . ERIE ORIOLES (NY-PENN LEAGUE, WEST DIVISION)
Manager: Bobby Tolán: 25-49, 7th, 18 GB

BATTERS	AVG	AB	R	H	HR	RBI	SB	PITCHERS	W-L	ERA	G	SV	IP	H	ER	BB	SO
Beasley, Tony	.279	247	40	69	1	14	19	Bowen, John	0-0	6.75	7	0	9.1	11	7	10	10
Berfield, Dan	.234	192	30	45	8	25	6	Brown, Dan	0-1	4.50	3	0	4.0	2	2	3	1
Hedgie, Pat	.207	169	14	35	1	23	3	Brown, Dave	0-3	8.31	17	0	21.2	25	20	31	21
Hicks, Aman	.205	151	19	31	5	16	3	Dorman, Rob	0-1	4.26	10	2	12.2	21	6	2	10
Hildreth, Brad	.235	226	29	53	0	22	3	Eck, Jay	0-0	8.10	1	0	3.1	6	3	1	1
Horowitz, Ed	.222	126	10	28	0	14	3	Henneman, John	2-5	5.11	26	5	44.0	53	25	15	26
Meek, Richard	.191	110	10	21	0	8	4	Horowitz, Ed	0-0	32.40	1	0	1.2	3	6	5	2
Mets, Cary	.231	147	21	34	4	14	3	Kent, Zachary	3-2	3.12	9	0	57.2	64	20	12	51
Nicosa, Steve	.260	196	19	51	0	23	20	Lenon, Pat	2-9	3.55	16	0	101.1	94	40	34	81
Reynolds, Doug	.204	119	20	4	13	0	0	Martin, Thomas	0-5	6.64	7	0	40.2	42	30	25	44
Richardson, Mike	.345	113	18	39	6	23	0	Meek, Richard	0-0	3.60	4	0	5.0	4	2	3	1
Rose, Pete	.276	228	30	63	2	26	1	Oquist, Mike	7-4	3.59	15	0	97.2	86	39	25	116
Shingledacker, Gary	.226	146	13	33	1	12	3	Pena, Jaime	1-7	8.82	19	0	51.0	80	50	28	25
Wearing, Melvin	.253	170	26	43	10	22	0	Rhodes, Art	2-0	1.16	5	0	31.0	13	4	10	6
								Riddle, David	2-4	4.24	14	2	22.0	34	11	11	28
								Rupp, Mark	0-0	2.70	2	0	3.1	2	1	1	1
								Smith, Rick	0-2	6.95	12	0	22.0	28	17	16	18
								Somerville, Robbie	0-0	8.10	3	0	3.1	6	3	2	1
								Williams, Steve	3-4	5.90	19	0	61.0	91	40	10	4
Totals	.242	2455	307	865	42	264	72	Totals	25-49	4.84	74	10	636.1	711	342	251	58

ROOKIE . . . BLUEFIELD ORIOLES (APPALACHIAN LEAGUE, NORTHERN DIVISION)
Manager: Mike Young: 27-41, 5th, 15 GB

BATTERS	AVG	AB	R	H	HR	RBI	SB	PITCHERS	W-L	ERA	G	SV	IP	H	ER	BB	SO
Alexander, Eric	.293	75	14	22	1	8	2	Anderson, Matt	0-4	8.66	14	0	35.1	61	34	18	37
Alexander, Manny	.310	274	49	85	2	34	19	Bautista, Juan	0-0	6.75	7	0	16.0	22	12	12	6
Bastie, Chris	.245	98	10	24	0	8	1	Belén, Matres	5-3	5.32	28	7	45.2	50	27	33	21
Benitez, Christian	.236	182	34	43	0	12	11	Heden, Shawn	2-2	8.73	9	0	33.0	35	32	30	3
Caro, Sergio	.266	207	30	55	2	40	1	Maret, John	2-3	4.82	11	0	52.1	58	28	28	3
Davis, Allen	.203	128	17	26	0	12	4	Martin, Tom	3-3	4.62	8	0	39.0	36	20	25	31
Devaraz, Cesar	.214	42	3	9	0	7	0	Medina, Victor	2-2	5.88	21	1	49.0	58	32	26	3
Fowler, John	.300	220	43	66	9	38	7	Moore, John	3-6	5.28	12	1	58.0	76	34	12	4
Fries, Israel	.218	78	10	17	3	8	0	Pennington, Brad	2-7	6.58	15	0	64.1	50	47	74	8
Kessinger, Keith	.273	99	17	27	2	9	1	Seracids, Al	1-3	5.30	17	2	37.1	43	22	14	27
Lewis, TR	.331	151	31	50	10	32	0	Shegole, Rob	0-0	9.00	1	0	2.0	4	2	1	1
Norwood, Aaron	.138	109	14	15	0	2	5	Sutton, Doug	0-0	31.50	3	0	2.0	0	7	11	4
Rosa, Jimmy	.307	153	32	47	4	25	0	Taylor, Tommy	1-3	6.48	11	0	41.2	56	30	29	3
Schmidt, Keith	.227	194	28	44	5	32	6	Tejera, Joe	2-2	4.05	19	2	46.2	58	21	12	35
Shegole, Rob	.330	179	37	59	9	31	5	Wheelecroft, Bob	4-3	5.29	10	1	49.1	56	29	11	36
Williams, Earl	.270	126	20	34	6	28	3										
Totals	.269	2315	389	622	53	327	65	Totals	27-41	5.95	68	14	570.2	663	377	338	458

LIKE FATHER, LIKE SON

Eight players in the Orioles organization have fathers who played in the major leagues. They include Don Buford Jr. (father, Don Sr.), Mike Brumley Jr. (father, Mike Sr.), Tony Chance (father, Bob), Robert Kessinger (father, Don), Jeff McKnight (father, Jim), Aaron Norwood (father, Willie), Pete Rose II (father, Pete Sr.), and David Segui (father, Diego).

In addition, Orioles farmhand Greg Zaun is the nephew of former Orioles catcher Rick Dempsey.

O'S 2ND YOUNGEST TEAM IN A.L.

Based on major league baseball's 40-man rosters, the Orioles open 1990 spring training as the 2nd youngest team in the American League and the 6th youngest overall.

The Orioles average 26 years, 9 months per player, exactly one year older than Toronto. The Blue Jays are the youngest in the majors (25 years, 9 months).

Second youngest overall is a tie between Atlanta and San Diego, 26 years, 2 months per team. The Mets are next (26 years, 4 months), followed by Cincinnati (26 years, 8 months) and the Orioles.

The New York Yankees are the oldest team at 29 years, one month.

Orioles Game and Ticket Information

STARTING TIMES

Day Games & Afternoon Doubleheaders 1:35

*Exceptions:

Mon, Apr 2 vs Kansas City—2:05
 Sun, Apr 29 vs Seattle—2:35
 Sat, June 16 vs Boston—3:15
 Sun, Aug 5 vs Kansas City—8:05
 Mon, Sep 3 vs Seattle—4:05

NOTE: Thu, June 28 vs
 Cleveland is a **day game**
 (1:35)

Night Games 7:35

* Other game times are subject to change due to network television scheduling.
 (Eastern Daylight Time Starts Apr. 1)

TICKET PRICES

Lower Box \$11.00
 Mezzanine Box 10.00
 Terrace Box 10.00
 (Lower Deck)
 Upper Box 8.50
 Lower & Upper Reserved 7.50
 Lower Res. Grandstand 6.50
 General Admission
 Adult 4.75
 *Child/Senior Citizens 1.50

Group Sales Information 1-800-BASEBALL

*Child's prices will NOT be effective on children's souvenir giveaway dates, or on dates when everyone receives souvenir items, regardless of age . . . There will be no discounts on dates that general admission tickets are sold in advance on a reserved basis.

MEMORIAL STADIUM TICKET OFFICE

1000 block East 33rd Street
 Baltimore, MD 21218

Mon. thru Sat., 9 a.m. to 6 p.m.
 During Night Games until 8:30 p.m.
 Sundays when Club is at home,
 12 noon until 6 p.m.

TICKET INFORMATION (301) 338-1300

TICKETCENTER PHONECHARGE*

Box and reserved seat tickets to all Orioles home games can be ordered by phone and charged to your major credit card. PhoneCharge hours: 10 a.m. to 10 p.m., 7 days a week.

Baltimore Metro Area (301) 481-6000
 Washington Metro Area (202) 432-0200
 Richmond (Va.) Area (804) 780-3777
 From all other Areas (Toll free) 1-800-448-9009

*A convenience charge is assessed on all TicketCenter phone charges.

SPECIAL TICKET PROGRAMS

Baltimore Sun Fantastic Fans Club, presented by the Baltimore Sun in cooperation with the Orioles and the Oriole Advocates, Inc., allows families and friends to attend 8 pre-selected Orioles game together at vastly reduced prices. The membership package costs \$13.00 and provides an opportunity to purchase reserved seat tickets to any or all of the 8 games for up to 8 people at a 50% discount. To order the membership kit, enclose a check or money order, payable to "Fantastic Fans Club," in the amount of \$14.00 (includes \$1 for postage and handling) to: Baltimore Sun Fantastic Fans Club, Baltimore Orioles, Memorial Stadium, Baltimore, MD 21218.

Student Discount Program: Senior High school and college students may purchase upper reserved seats for just \$2.50 at any of 32 selected Orioles home games (denoted by an "S" on the schedule list on the back cover). Tickets go on sale 1 1/2 hours prior to game time at gate E-6. Groups of 40 or more may purchase in advance thru the Orioles group sales office.

Giant Food Value Nights: Upper Reserve, Lower Reserve Grandstand and General Admission seats sold for \$3.75 for 6 pre-selected Monday and 6 Thursday home games.

BASEBALL SETS ATTENDANCE MARK: Major League Baseball smashed its all-time attendance record for the 4th consecutive season when 55,173,096 fans attended games in '89. That bested the previous mark of 52,998,904 set in '88. For the past 3 seasons, the average attendance for the 26 major league clubs has topped the 2 million mark. In '89, except for one club (Atlanta-984,930), each team drew more than one million fans at home for the 4th consecutive season.

ORIOLES TICKET OUTLETS

HECHTS

Greater Baltimore Area

Bel Air—Harford Mall
Glen Burnie—Marley Station
Owings Mills—Owings Mills Mall
Rosedale—Golden Ring Mall
Towson—Towson Mall
Woodlawn—Security Square Mall

Greater Washington Area

Alexandria, VA—Landmark Mall
Arlington, VA—Ballston Mall
Bethesda, MD—Montgomery Mall
Fairfax, VA—Fair Oaks Mall
Gaithersburg, MD—Lakewood Mall
Hyattsville, MD—Prince George's Plaza
Landover, MD—Landover Mall
Manassas, VA—Manassas Mall
McLean, VA—Tyson's Corner Shopping Center
Sutland, MD—Marlow Heights Shopping Center
Washington, DC—1301 G St. NW
Wheaton, MD—1116 Viers Mill Road

Other Locations

Annapolis, MD—Annapolis Mall
Chesapeake, VA—1401 Greenbrier Mall
Columbia, MD—Columbia Mall
Laurel, MD—Laurel Mall
Richmond, VA—1406 Parkham Road
11504 Midlothian Turnpike
Salisbury, MD—Salisbury Mall
Virginia Beach, VA—Lynnhaven Mall

Bowie, MD—Metro Video, 3224 Superior Lane

ADDITIONAL OUTLETS

Greater Baltimore Area

Baltimore
Baltimore Arena
Lyric Opera House
Steeltown, 4040 Northport Blvd.
Catonsville—Univ. Ctr.; Univ. of MD Balto. Co. Campus
Glen Burnie—Maryland Waterbeds, 26 Crain Highway
Towson—Towson Center, Towson State University

Greater Washington Area

College Park, MD—Student Union at University of Maryland
Fairfax, VA—Patriot Center, George Mason University
Landover, MD—Capital Centre
Leesburg, VA—The Athlete's Foot, Market Station
McLean, VA—The Alden Theatre, 1234 Ingleside Ave.
Rockville, MD—W. Bell & Co., 12401 Twinbrook Parkway
Vienna, VA—The Barns of Wolf Trap
Waldorf, MD—Video Plus, Rt. 301, Charles County Plaza
Washington, DC
TICKETplace, 12th & F, NW
W. Bell & Co., 19th & L, NW
George Washington U., Charles E. Smith Center & Marvin Center
Commander Salamander, 1420 Wisconsin Ave., NW
RFK Stadium, Main Gate
Metro Video, 5017 Connecticut Ave., NW
Bender Arena, American University

Other Locations

Frederick, MD—Mother's Records, Francis Scott Key Mall

STANDARD DRUG/STANDARD DISCOUNT STORES

Greater Richmond/Tidewater Area

Ashland, VA—1333 Junction Drive
Charlottesville—208 Main St.
Chesapeake, VA—1084 Greenbrier Mall
Colonial Heights, VA—74 South Park Circle
Fredericksburg—Village Square Shopping Center
Mechanicsville—6593 Mechanics Turnpike
Midlothian—11114 Hull St. Road
Newport News—3501 Washington Ave.
Petersburg—Arch Village Shopping Center
South Crater Square
Richmond
1st & Broad Streets
Chesterfield Town Center
1830 Creighton Road
3514 W. Cary St. (Carytown)
Laburnum Square
6100 Lakeside Avenue
Regency Square
Village Shopping Center
Tuckermuck Shopping Ctr.
4910 Forest Hill Avenue
Virginia Beach
1005 Lynnhaven Mall

Other Locations

Richmond
Carpenter Center
The Mosque, 6 N. Laurel St.
Richmond Coliseum
University of Richmond

*—A convenience charge is assessed at all TicketCenter outlets.

York, PA—Bon-Ton Department Store, #9 York Galleria

LARGEST WALKUP

The largest "walk-up" sale in Memorial Stadium was 31,626 for a May 9, 1971 weeknight game featuring the Oakland A's sensational rookie Vida Blue against the Orioles' Ace Jim Palmer. Something under 12,000 tickets had been sold in advance of game day . . . The total paid attendance that night was 43,307.

BABE RUTH BIRTHPLACE/ORIOLES MUSEUM

Located at 216 Emory Street, the Babe Ruth Birthplace/Orioles Museum is just 6 blocks west of Baltimore's Inner Harbor, and only 2 blocks from the future Camden Yards ballpark.

The museum was officially established in '74 as an historic landmark and shrine to commemorate the birthplace of George Herman "Babe" Ruth. It was expanded in '83 to become the official Baltimore Orioles Museum.

The Babe Ruth Birthplace/Orioles Museum is open daily to the public from 10 am to 5 pm, and is the country's 2nd largest baseball museum, with 26 exhibits on the Orioles, Babe Ruth, and the history of baseball in Maryland.

And, it will soon be getting bigger. If all goes according to plan, a 2nd museum building, at Emory & Portland Streets, cater-corner to the birthplace, will open in the spring of '91. . . . The new facility which will quadruple the current exhibit space will feature an expanded Orioles museum, and a large photo replica of the inside of Memorial Stadium in the grand reception area.

To inquire about birthday parties, private receptions, memberships or group tours at the present facility, please call 301-727-1539.

MEMORIAL STADIUM DATA

Lower Boxes 7,474¹
Terrace Boxes
(Rows 16-24) 3,519
Mezzanine Boxes 1,866²
Upper Boxes 3,610
"Sky" Boxes 28 (16,497)

Lower Reserved 8,533²
Upper Reserved 12,298 (20,831)

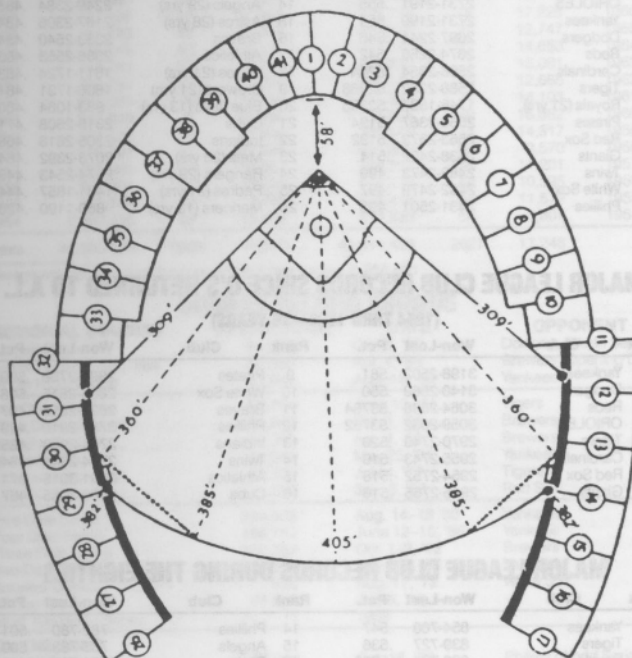
Lower Reserved
Grandstand 3,273
Gen. Adm. Lower 7,601³
Gen. Adm. Upper 5,169 (12,769)

CAPACITY 53,371

(1) Includes 2,568 "Field Boxes" installed in '61 . . . (2) Includes 3,484 "partially obstructed" seats . . . (3) Includes 853 "partially obstructed" seats . . . there are a total of 4,337 partially obstructed seats in lower deck.

Additional Totals: Lower Stand Boxes (10,993) . . . Lower Stand Box & Reserved (22,799) . . . Total Lower Stand Capacity, including General Admission (30,400) . . . Upper Stand Boxes & Reserved, excluding Mezzanine (15,908) . . . Total Upper Stand Capacity (22,971) . . . A total of 723 seats were added to the upper deck in 1977 (35th row).

See page 100 for Memorial Stadium history.



Additional measurements: Concrete wall—14 ft. high; Wire fence—7 ft. high.

O'S HAVE USED 35 THIRD BASEMEN SINCE BROOKS

Since **Brooks Robinson** retired in '77, the Orioles have used 35 different players at 3rd base. Alphabetically, they are: Juan Beniquez, Juan Bonilla, Fritz Connally, Todd Cruz, Rich Dauer, Doug DeCinces, Tom Dodd, Kiko Garcia, Rene Gonzales, Dan Graham, Wayne Gross, Glenn Gulliver, Jackie Gutierrez, Leo Hernandez, Rex Hudler, Tim Hulett, Ron Jackson, Ricky Jones, Ray Knight, Wayne Krenchicki, John Lowenstein, Eddie Murray, Tom O'Malley, Kelly Paris, Floyd Rayford, Bill Ripken, Cal Ripken Jr., Aurelio Rodriguez, Gary Roenicke, Wade Rowdon, Rick Schu, Larry Sheets, Pete Stanicek, Ron Washington; and Craig Worthington.

A total of 80 have played the "hot corner" for the O's during their 36 Baltimore seasons. Brooks appeared in a major league record 2,871 games there, but only 3 other Orioles have played 200 games at 3rd base for the Orioles: **Doug DeCinces** (792), **Rich Dauer** (242), and **Floyd Rayford** (204). **Craig Worthington** has played in 171 games at 3rd for the O's. Since **DeCinces** was traded to California prior to the '82 season, 29 Orioles have seen duty at that position.

ORIOLES BIGGEST WINNERS SINCE START OF DIVISIONAL PLAY

(1969 THRU 1989—21 YEARS)

Rank	Club	Won-Lost	Pct.	Rank	Club	Won-Lost	Pct.
1	ORIOLES	1853-1470	.558	14	Giants	1657-1685	.496
2	Yankees	1826-1504	.548	15	Twins	1633-1700	.488
3	Reds	1823-1513	.546	16	Angels	1635-1705	.488
4	Dodgers	1820-1519	.545	17	Cubs	1612-1718	.484
5	Red Sox	1804-1531	.541	18	Expos	1611-1724	.483
6	Royals	1746-1587	.524	19	Brewers	1606-1731	.481
7	Pirates	1736-1594	.521	20	Blue Jays	983-1064	.480
8	Athletics	1729-1610	.518	21	White Sox	1578-1749	.474
9	Tigers	1718-1619	.515	22	Rangers	1553-1775	.467
10	Cardinals	1712-1622	.513	23	Braves	1530-1798	.460
11	Astros	1693-1648	.507	24	Indians	1509-1814	.454
12	Mets	1679-1655	.504	25	Padres	1481-1857	.444
13	Phillies	1658-1680	.497	26	Mariners	860-1190	.420

ORIOLES BIGGEST WINNERS OVER LAST 30 YEARS

(1960 thru 1989)

Rank	Club	Won-Lost	Pct.	Rank	Club	Won-Lost	Pct.
1	ORIOLES	2731-2191	.555	14	Angels (29 yrs)	2249-2384	.485
2	Yankees	2731-2199	.554	15	Astros (28 yrs)	2167-2306	.484
3	Dodgers	2697-2241	.546	16	Braves	2383-2540	.484
4	Reds	2674-2256	.542	17	Athletics	2386-2553	.483
5	Cardinals	2596-2354	.5244	18	Expos (21 yrs)	1611-1724	.483
6	Tigers	2588-2352	.52388	19	Brewers (21 yrs)	1606-1731	.481
7	Royals (21 yrs)	1746-1587	.52385	20	Blue Jays (13 yrs)	983-1064	.480
8	Pirates	2558-2367	.5194	21	Cubs	2318-2608	.471
9	Red Sox	2563-2373	.5192	22	Indians	2305-2618	.468
10	Giants	2538-2402	.514	23	Mets (26 yrs)	2073-2392	.464
11	Twins	2462-2473	.499	24	Rangers (29 yrs)	2074-2543	.449
12	White Sox	2452-2479	.497	25	Padres (21 yrs)	1481-1857	.444
13	Phillies	2431-2501	.493	26	Mariners (13 yrs)	860-1190	.420

MAJOR LEAGUE CLUB RECORDS SINCE O'S RETURNED TO A.L.

(1954 THRU 1989—36 YEARS)

Rank	Club	Won-Lost	Pct.	Rank	Club	Won-Lost	Pct.
1	Yankees	3198-2502	.561	9	Pirates	2899-2796	.509
2	Dodgers	3140-2569	.550	10	White Sox	2885-2816	.506
3	Reds	3064-2636	.53754	11	Braves	2827-2858	.497
4	ORIOLES	3059-2632	.53752	12	Phillies	2787-2915	.489
5	Tigers	2970-2740	.520	13	Indians	2764-2929	.4855
6	Cardinals	2955-2743	.519	14	Twins	2764-2941	.4845
7	Red Sox	2954-2752	.518	15	Athletics	2691-3018	.471
8	Giants	2945-2765	.516	16	Cubs	2659-3035	.467

MAJOR LEAGUE CLUB RECORDS DURING THE EIGHTIES

Rank	Club	Won-Lost	Pct.	Rank	Club	Won-Lost	Pct.
1	Yankees	854-708	.547	14	Phillies	782-780	.501
2	Tigers	839-727	.536	15	Angels	783-783	.500
3	Royals	826-734	.5295	16	Reds	781-783	.499
4	Cardinals	825-734	.5292	17	Giants	773-795	.493
5	Dodgers	825-741	.527	18	Padres	762-805	.4862
6	Red Sox	821-742	.525	19	White Sox	758-802	.4858
7	Mets	816-743	.5234	20	Cubs	735-821	.472
8	Blue Jays	817-746	.5227	21	Pirates	732-825	.470
9	Astros	819-750	.5219	22	Twins	733-833	.468
10	Expos	811-752	.519	23	Rangers	720-839	.462
11	Brewers	804-760	.514	24	Braves	712-845	.457
12	ORIOLES	800-761	.5125	25	Indians	710-849	.455
13	Athletics	803-764	.5124	26	Mariners	673-893	.430

18 STRAIGHT WINNING SEASONS

The O's string of 18 consecutive winning seasons ('68 thru '85) was the 2nd longest in baseball history. The Yankees' 39 year string ('26 thru '64) represents the major league record.

BIG CROWDS (Cont. from page 17)

A's played before only 1,201 at home on May 11, a Thursday afternoon make-up of a game rained out the night before. It was the third smallest crowd ever at Memorial Stadium.

The Orioles had 11 100,000+ series at home, most in club history . . . The O's handled 4 of the top 8 best attended series in club history including the 3rd highest ever: 164,040 vs. California, July 13-16 . . . In 36 years, the club has hosted 67 series of 100,000+, 56 of them coming in the last 11 years, starting '79.

ORIOLES ATTENDANCE INFORMATION

ANNUAL ATTENDANCE FIGURES, 1954-1989

AT MEMORIAL STADIUM				ON THE ROAD			
SEASON	ATTENDANCE	DATES	AVG. DATE	ATTENDANCE	DATES	AVG. DATE	SEASON
1989	2,535,208	78	32,503	2,041,702	81	25,206	1989
1988	1,660,738	74	22,442	1,879,950	81	23,209	1988
1987	1,835,692	78	23,535	1,880,678	80	23,508	1987
1986	1,973,178	79	24,977	1,737,893	80	21,724	1986
1985	2,132,387	80	26,655	1,657,460	76	21,809	1985
1984	2,045,784	76	26,918	1,759,964	81	21,728	1984
1983	2,042,071	77	26,520	1,854,401	77	24,083	1983
1982	1,613,031	74	21,798	1,622,109	80	20,276	1982
1981	1,024,247	53	19,325	954,002	46	20,739	1981
1980	1,797,438	80	22,468	1,608,616	77	20,891	1980
1979	1,681,009	72	23,347	1,596,922	76	21,012	1979
1978	1,051,724	73	14,407	1,495,193	78	19,169	1978
1977	1,195,769	77	15,529	1,412,675	72	19,620	1977
1976	1,058,609	74	14,306	1,307,920	74	17,675	1976
1975	1,002,157	68	14,738	1,163,631	74	15,725	1975
1974	962,572	74	13,008	1,289,741	75	17,197	1974
1973	960,303	72	13,338	1,184,679	75	15,796	1973
1972	899,950	69	13,042	1,265,353	74	17,099	1972
1971	1,023,037	64	15,985	1,165,879	76	15,341	1971
1970	1,057,069	75	14,094	1,311,394	78	16,813	1970
1969	1,062,094	73	14,549	1,244,770	74	16,821	1969
1968	868,709	71	12,235	1,256,724	76	16,536	1968
1967	860,390	64	13,444	1,122,760	74	15,172	1967
1966	1,203,366	67	17,961	1,309,159	76	17,225	1966
1965	781,649	68	11,495	930,538	73	12,747	1965
1964	1,116,215	69	16,177	1,057,173	72	14,683	1964
1963	774,343	72	10,755	829,732	71	13,081	1963
1962	790,254	72	10,976	886,543	70	12,665	1962
1961	951,089	70	13,587	1,001,302	71	14,103	1961
1960	1,187,849	71	16,730	1,151,055	69	16,682	1960
1959	891,926	64	13,936	990,449	71	14,317	1959
1958	829,991	67	12,388	660,352	69	9,570	1958
1957	1,029,581	67	15,367	739,289	66	11,201	1957
1956	901,201	67	13,539	678,173	64	10,595	1956
1955	852,039	62	13,743	648,412	56	11,579	1955
1954	1,060,910	67	15,834	614,833	64	9,607	1954
Totals	44,893,579	2558	17,550	45,311,426	2627	17,248	

*Average annual attendance home—1,247,044 away—1,258,651

ORIOLES RECORD CROWDS

MEMORIAL STADIUM	ATTENDANCE	DATE	OPPONENT
Largest Crowd	54,458	Oct. 9, '66	Dodgers (World Series)
Largest Crowd, Reg. Sea.	52,395	Apr. 4, '88	Brewers (Opening Day)
Single Night Game	51,649	Aug. 16, '80	Yankees
Day Doubleheader	51,764	June 10, '84	Tigers
Night Doubleheader	51,883	Oct. 1, '82	Brewers
Opening Day	52,395	Apr. 4, '88	Brewers
Memorial Day	42,949	May 25, '81	Yankees
Independence Day	45,339	July 4, '77	Tigers
Labor Day	41,202	Sep. 5, '83	Red Sox
Five Date Series	249,605*	Aug. 14-18 '80	Yankees
Four Date Series	166,752	June 12-15, '86	Yankees
Three Date Series	150,757	Oct. 1-3, '82	Brewers
Two Date Series	69,569	July 1-2, '57	Yankees
Smallest Crowd	655	Aug. 17, '72	White Sox
All Star Game	48,829	July 8, '58	—
Most 100,000+ Series	11	1989	—

ON THE ROAD	ATTENDANCE	DATE	OPPONENT
Largest Crowd	67,064	Oct. 16, '83	Phillies (World Series)
Largest Crowd, Reg. Sea.	64,540	Apr. 10, '87	Indians
Smallest Crowd	476	Sep. 19, '63	Angels (L.A.)
Single Series (3 dates)	156,458	Aug. 8-10, '80	Yankees (3 games)
Single Series (4 dates)	188,350	Aug. 3-6, '79	Yankees (4 games)

*Major League Record

CLUB ATTENDANCE RECORD SET: The Orioles set a club home attendance record of 2,535,208, for 78 dates, 402,821 more than they have ever drawn (2,132,387 in '85) and 874,470 more than in '88 . . . The O's were 4th in the A.L. in attendance finishing behind Toronto, Oakland and California . . . O's became the 16th team in A.L. history to reach 2.5 million. The club drew 599,040 in August the best attendance for one month in team history . . . The Orioles' 2,041,702 road attendance was also the highest in club history.

BIG CROWDS: The O's drew +40,000 or more 19 times, +45,000 or more 11 times and +50,000 3 times . . . They've now drawn 50,000 or more 26 times, 23 of which came in the '80s . . . The O's Opening Day crowd of 52,161 was the 3rd largest regular season home crowd in Orioles' history . . . 2 of the top 4 regular season crowds ever at Memorial Stadium are games in which Boston ace **Roger Clemens** has pitched (the other was June 27, '86, 52,159) . . . There were 3 sellouts: Apr. 3 vs. Boston (52,161), Aug. 5 vs. Texas (48,776), and Aug. 12 vs. Boston (50,865) . . . On the flip side, the O's and

(Cont. on page 16)

ORIOLES YEAR-BY-YEAR LEADERS—BATTING

YR.	AVERAGE	HOME RUNS	RUNS BATTED IN	STOLEN BASES
54	Abrams	293	Stephens	46 Coan
55	Triandos	277	Triandos	65 Diering Pope
56	Nieman	322	Triandos	88 Francona
57	Boyd	318	Triandos	72 Pilarcik
58	Woodling	276	Triandos	79 Pilarcik
59	Woodling	300	Triandos	77 Pilarcik
60	B. Robinson	294	Hansen	98 Breeding
61	Gentile	302	Gentile	141 Brandt
62	B. Robinson	303	Gentile	87 Brandt
63	A. Smith	272	Powell	82 Aparicio★
64	B. Robinson	317	Powell	118 Aparicio★
65	B. Robinson	297	Blefary	80 Aparicio
66	F. Robinson★	316	F. Robinson★	122 Aparicio
67	F. Robinson	311	F. Robinson	94 Aparicio
68	B. Robinson	253	B. Robinson	17 Powell
69	F. Robinson	308	Powell	121 Blair
70	F. Robinson	306	Powell	114 Blair
71	Rettenmund	318	F. Robinson	99 Buford Rettenmund
72	Grich	278	Powell	81 Baylor
73	Davis	306	Williams	89 Baylor
74	Davis	289	Grich	84 Baylor
75	Singleton	300	Baylor	99 Bumbry
76	Singleton	278	R. Jackson	109 Bumbry
77	Singleton	328	L. May/Murray	99 Kelly
78	Singleton	293	DeCinces	95 Harlow
79	Murray	295.4	Singleton	111 Bumbry
80	Bumbry	318	Murray	116 Bumbry
81	Murray	294	Murray★	78 Bumbry
82	Murray	316	Murray	110 Bumbry
83	Ripken	318	Murray	111 Shelby
84	Murray	306	Murray	110 Shelby
85	Murray	297	Murray	124 Wiggins
86	Murray	305	Ripken	84 Wiggins
87	Sheets	316	Sheets	98 Wiggins
88	Murray	284	Murray	84 Stanicek
89	Bradley	277	C. Ripken	93 Devereaux

To be listed as average leader, player must have qualifying plate appearances (502 minimum)

300 HITTERS

In 36 seasons the Orioles have had 26 qualifying .300 hitters (477 plate appearances from '54 through '60 and 502 plate appearances since '61) and only five times (three in '80 and two in '69, '77, '83 & '84) have they had more than one in the same season . . . The complete list: 1956—Bob Nieman, .322 . . . 1957—Bob Boyd, .318 . . . 1959—Gene Woodling, .300 . . . 1961—Frank Robinson, .316 . . . 1962—Brooks Robinson, .303 . . . 1964—Brooks Robinson, .317 . . . 1966—Frank Robinson, .316 . . . 1967—Frank Robinson, .311 . . . 1969—Frank Robinson, .308 . . . 1970—Frank Robinson, .306 . . . 1971—Merv Rettenmund, .318 . . . 1972—Tommy Davis, .306 . . . 1975—Ken Singleton, .300 . . . 1977—Ken Singleton, .328 (club record) . . . 1980—Al Bumbry, .318, Ken Singleton, .304, and Eddie Murray, .300 . . . 1982—Eddie Murray, .316 . . . 1983—Cal Ripken, .318 and Eddie Murray, .306 . . . 1984—Eddie Murray, .306 and Cal Ripken, .304 . . . 1986—Eddie Murray, .305 . . . 1987—Larry Sheets, .316

*Led League

30 HOME RUN CLUB

Seven different Orioles have hit 30 or more home runs in a season 17 different times. Eddie Murray has done it 5 times, followed by Boog Powell with 4. Frank Robinson accomplished the feat three times, Jim Gentile twice and Gus Triandos, Ken Singleton and Larry Sheets once each. Triandos was the first Oriole to achieve that mark when the hit 30 homers in '58, earning him a share of the A.L. record for a catcher that stood for 24 years until Detroit's Lance Parrish broke it in '82.

By Year: 1958—Triandos (30) . . . 1961—Gentile (46) . . . 1962—Gentile (33) . . . 1964—Powell (39) . . . 1966—F. Robinson (49, Club Record) and Powell (34) . . . 1967—F. Robinson (30) . . . 1969—Powell (37) and F. Robinson (32) . . . 1970—Powell (35) . . . 1979—Singleton (35) . . . 1980—Murray (32) . . . 1982—Murray (32) . . . 1983—Murray (33) . . . 1985—Murray (31) . . . 1987—Sheets (31) and Murray (30).

Frank Robinson is the only Oriole to have led the league outright in homers (49 in '66). Murray tied three others for A.L. top honors with 22 during the abbreviated '81 season.

ORIOLES TOP PERFORMANCES BY MONTH

HOME RUNS		RUNS BATTED IN	
15	Jim Gentile Aug. '61	32	Mike Young
13	Frank Robinson Jul. '66		Doug DeCinces
12	Frank Robinson Aug. '66		Boog Powell
11	Eddie Murray Jun. '78	30	Jim Gentile
	Boog Powell Aug. '66		Eddie Murray
	Boog Powell Jul. '69	29	Frank Robinson
	Mike Young Aug. '85		Boog Powell
	Eddie Murray July '87		Eddie Murray

ORIOLES YEAR-BY-YEAR LEADERS—PITCHING

YR.	WON	LOST	INNINGS PITCHED	ERA
54	Turley	14	Larsen★	21 Coleman
55	Wilson	12	Wilson★	18 Wilson
56	Moore	12	Wight	12 Moore
57	Johnson	14	Moore	13 Johnson
58	Portocarrero	15	Harshman	15 Harshman
59	Pappas	15	O'Dell	12 Wilhelm
60	Estrada★	18	Estrada/Fisher	11 Estrada
61	Barber	18	Fisher	13 Barber
62	Pappas	12	Estrada★	17 Estrada
63	Barber	20	Barber	13 Barber
64	Bunker	19	Barber	13 Pappas
65	Barber	15	Barber	10 Barber
66	Palmer	15	Palmer	10 McNally
67	Phoebeus	14	S. Miller	10 Phoebeus
68	McNally	22	Phoebeus	15 McNally
69	Cuellar	23	Cuellar	11 Cuellar
70	Cuellar★	24	Palmer	10 Palmer★
71	McNally	21	Cuellar	9 Cuellar
72	Palmer	21	Phoebeus	18 Palmer
73	Palmer	22	McNally	17 Palmer
74	Cuellar	22	Grimsley	13 Grimsley
75	Palmer★	23	Grimsley	13 Palmer
76	Palmer★	22	Cuellar	13 Palmer★
77	Palmer★	20	R. May	14 Palmer★
78	Palmer	21	Flanagan	15 Palmer★
79	Flanagan★	23	D. Martinez	16 D. Martinez★
80	Stone★	25	Flanagan	13 McGregor
81	D. Martinez★	14	Palmer/Stewart	8 D. Martinez
82	D. Martinez	16	D. Martinez	12 D. Martinez
83	McGregor	18	D. Martinez	16 McGregor
84	Boddicker	20	Flanagan	13 Boddicker
85	McGregor	14	Boddicker	17 McGregor
86	Boddicker	14	McGregor	15 Boddicker
87	Bell/Boddicker	10	Bell	13 Boddicker
88	Ballard	8	Bautista	15 Bautista
89	Ballard	18	Schmidt	13 Milacki

★ Led league
To qualify as era leader must have 154 innings ('54-'60) and 162 or more innings (starting '61).

★★★

100 RBI MEN

During the O's first seven years ('54 thru '60), nobody drove in 100 runs . . . Then, in '61, Jim Gentile broke the barrier with gusto while accumulating 141 rbi, still a club record.

Since then, seven different players have driven in 100 runs 17 times; Eddie Murray (5 times); Boog Powell (3 times); Brooks and Frank Robinson, Ken Singleton and Cal Ripken (twice); Lee May (once).

By Year: 1961—Gentile (141) . . . 1964—Brooks (118)* . . . 1966—Frank (122)*, Powell (109) and Brooks (100) . . . 1969—Powell (121) and Frank (100) . . . 1970—Powell (114) . . . 1976—May (109)* . . . 1979—Singleton (111) . . . 1980—Murray (116) and Singleton (104) . . . 1982—Murray (110) . . . 1983—Murray (111) and Ripken (102) . . . 1984—Murray (110) . . . 1985—Murray (124) and Ripken (110).

NOTE: Murray became the fourth Oriole to lead the American League in runs batted in with 78 in '81, which was abbreviated by the players' strike.

*Led league

★★★

ORIOLE HOME RUN AND RBI RECORDS BY POSITION

POS.	PLAYER	HR	YR.	POS.	PLAYER	RBI	YR.
1B	Jim Gentile	45*(46)	1961	1B	Jim Gentile	139*(144)	1961
2B	Bobby Grich	19	1974	2B	Bobby Grich	82	1974
3B	Brooks Robinson	28	1964	3B	Brooks Robinson	118	1964
SS	Cal Ripken	27	1983	SS	Cal Ripken	110	1985
LF	Boog Powell	39	1964	LF	Boog Powell	94*(99)	1964
CF	Paul Blair	26	1969	CF	Paul Blair	76	1969
RF	Frank Robinson	47*(49)	1966	RF	Frank Robinson	117*(122)	1966
C	Gus Triandos	30	1958	C	Gus Triandos	78*(79)	1958
DH	Tommy Davis	25	1978	DH	Tommy Davis	83*(89)	1973
						83*(84)	1974
						83*(84)	1983

HR & RBI all that position only. Total HR and RBI for season are in parentheses.

ORIOLES CAREER PITCHING LEADERS

ERA (500 or more innings)	STRIKEOUTS	GAMES
S. Miller 2.37	Palmer 2,212	Palmer 58
Wilhelm 2.42	McNally 1,476	T. Martinez 49
Watt 2.73	Flanagan 1,225	McNally 41
Dobson 2.78	Cuellar 1,011	Watt 36
Palmer 2.86	Pappas 944	McGregor 35
O'Dell 2.87	Barber 918	Flanagan 34
Hall 2.89	McGregor 904	Hall 34
Hardin 2.95	D. Martinez 858	D. Martinez 31
Phoebe 3.06	Boddicker 836	Stewart 30
Roberts 3.09	T. Martinez 584	S. Miller 29

WINS	INNINGS	SHUTOUTS
Palmer 268	Palmer 3,947.2	Palmer 5
McNally 181	McNally 2,653	McNally 3
Cuellar 143	Flanagan 2,184.2	Cuellar 3
Flanagan 139	McGregor 2,141.1	Pappas 2
McGregor 138	Cuellar 2,028	McGregor 2
Pappas 110	D. Martinez 1,775.1	Barber 1
D. Martinez 108	Pappas 1,632	Flanagan 1
Barber 95	Barber 1,415	Boddicker 1
Boddicker 79	Boddicker 1,273.2	Phoebe 1
Hall 65	H. Brown 1,032	D. Martinez 1

LOSSES	SAVES	WON-LOST PCT. (Minimum 50 dec.)
Palmer 152	T. Martinez 105	Stone 656 (40-2)
McNally 113	S. Miller 92	Palmer 638 (268-15)
Flanagan 109	Watt 72	Bunker 620 (44-2)
McGregor 108	Stoddard 57	Cuellar 619 (143-6)
D. Martinez 93	Hall 51	Hall 619 (65-4)
Cuellar 88	Aase 50	McNally 616 (181-11)
Barber 75	Stanhouse 45	Pappas 598 (110-7)
Pappas 74	Stewart 42	Dobson 581 (36-2)
Boddicker 73	Wilhelm 40	Phoebe 5747 (50-3)
H. Brown 48	G. Jackson 39	Davis 5744 (54-4)

COMPLETE GAMES: Palmer 211; Cuellar 133; McNally 120; Flanagan 98;
McGregor 83; Pappas 81; D. Martinez 69; Barber and Boddicker 53; Grimsley 38.

ORIOLES CAREER BATTING LEADERS

GAMES	AT BATS	RUNS
B. Robinson 2,986	B. Robinson 10,654	B. Robinson 1,23
Belanger 1,962	Murray 6,845	Murray 1,04
Murray 1,820	Powell 5,912	Powell 79
Powell 1,763	Belanger 5,734	C. RIPKEN 79
Blair 1,700	Blair 5,605	Bumbry 77
Singleton 1,446	Singleton 5,115	Blair 73
Bumbry 1,428	C. RIPKEN 5,055	Singleton 68
C. RIPKEN 1,315	Bumbry 4,958	Belanger 67
Dempsey 1,237	Dauer 3,829	F. Robinson 55
Dauer 1,140	Dempsey 3,576	Dauer 44
D. Johnson 995		

HITS	DOUBLES	TRIPLES
B. Robinson 2,848	B. Robinson 482	B. Robinson 6
Murray 2,021	Murray 351	Bumbry 5
Powell 1,574	Blair 269	Blair 5
Singleton 1,455	C. RIPKEN 266	Aparicio 3
Blair 1,426	Powell 243	Belanger 3
Bumbry 1,403	Singleton 235	Grich 2
C. RIPKEN 1,402	Bumbry 217	Murray 2
Dempsey 1,304	Dauer 193	C. RIPKEN 2
Dauer 984	D. Johnson 186	Brandt 2
D. Johnson 904	Belanger 174	Boyd 2
		Snyder 2

HOME RUNS	TOTAL BASES	RUNS BATTED IN
Murray 333	B. Robinson 4,270	B. Robinson 1,35
Powell 303	Murray 3,431	Murray 1,19
B. Robinson 268	Powell 2,748	Powell 1,06
C. RIPKEN 204	C. RIPKEN 2,328	Singleton 76
Singleton 182	Singleton 2,274	C. RIPKEN 74
F. Robinson 179	Blair 2,175	Blair 56
Triandos 142	Bumbry 1,883	F. Robinson 54
Blair 126	Belanger 1,604	Triandos 51
Gentile 124	F. Robinson 1,598	L. May 48
L. May 123	Triandos 1,351	Gentile 39

EXTRA BASE HITS	BATTING AVERAGE (minimum 1,200 ab's)	STOLEN BASES
B. Robinson 818	Nieman 303	Bumbry 25
Murray 709	Boyd 301	Blair 16
Powell 557	F. Robinson 300	Aparicio 16
C. RIPKEN 494	Murray 295	Belanger 16
Blair 446	T. Davis 291	Baylor 11
Singleton 436	Rettenmund 284	Buford 8
F. Robinson 340	Singleton 284	Grich 7
Bumbry 322	Bumbry 283	Wiggins 7
DeCinces 282	Lacy 280	Murray 5
D. Johnson 268	Woodling 280	Shelby 5
	Snyder 280	Rettenmund 5

WALKS	GWRBI
Powell 889; Singleton 885; B. Robinson 860; Murray 856; Belanger 571; C. RIPKEN 553; Bumbry 464; F. Robinson 460; Grich 457; Blair 420.	B. Robinson 184; Murray 166; Powell 140; Singleton 95; C. RIPKEN 94; Robinson 83; L. May 77; Blair 67; Gentile 58; D. Johnson 57.

BALTIMORE ORIOLES RECORDS

1954 thru 1989

BATTING

Individual - By Game

Most Hits 5	Accomplished 27 times: 3 times —Luis Aparicio (all in '66); Cal Ripken [8/22/82 vs. Tex (A), 9/3/83 vs. Min. (A), 5/5/85 vs. Min. (A)] Twice —Don Baylor, Bob Boyd, Al Bumbry, Tommy Davis, Brooks Robinson Once —Jerry Adair, Mark Belanger, Paul Blair ('69 ALCS), Phil Bradley [7/9/89 vs. Mil. (A)], Rich Coggins, Clint Courtney, Rich Dauer, Billy Goodman, Eddie Murray, Russ Snyder, Gene Woodling.
Most Hits, M.S. 5	Accomplished 4 times: Jerry Adair [8/24/62—vs. N.Y.] Bob Boyd† [9/15/57 vs. Cle.] Rich Dauer [6/2/80—vs. Mil.], Billy Goodman† [9/15/57—vs. Cle.]
Most Runs 4	Accomplished 25 times: 3 times —Merv Rettenmund Twice —Bob Boyd, Don Buford, Al Bumbry, Eddie Murray Once —Luis Aparicio, Don Baylor, Mark Belanger, Bob Johnson, Lee Lacy, John Lowenstein, Randy Milligan [6/27/89 vs. Tor.] Joe Orsulak [8/26/89 vs. N.Y. (A)], Brooks Robinson, Frank Robinson, John Shelby, Mickey Tettleton [6/27/89 vs. Tor.]
Most RBI 9	Jim Gentile—May 9, '61 vs. Minnesota (A) Eddie Murray—Aug. 26, '85 vs. California (A)
Most RBI M.S. 7	Boog Powell—Jul. 6, '66 vs. K.C. A's Eddie Murray—May 18, '86 vs. Oakland
Most RBI, Opp. 8	Mike Epstein—Jun. 19, '70, Washington (H)
Most RBI, D-header 11	Boog Powell—Jul. 6, '66 vs. K.C. A's (H)
Most Doubles 4	Charlie Lau—Jul. 13, '62 vs. Cleveland (H) Dave Duncan—Jun. 30, '75 vs. Boston (A)
Most Triples 3	Al Bumbry—Sep. 22, '73 vs. Milwaukee (A)
Most Home Runs 3	See Home Run Section on page 24.
Most Total Bases 13	Eddie Murray (twice)—Sep. 14, '80 vs. Toronto (A) & Aug. 26, '85 vs. California (A). Boog Powell—Aug. 15, '66 vs. Boston (A) Cal Ripken—Sep. 3, '83 vs. Minnesota (A) Dan Ford—July 20, '83 vs. Seattle (A) Lee Lacy—June 8, '86 vs. New York (A)
Most Total Bases, M.S. 12	Bobby Grich—Jun. 18, '74 vs. Min. Juan Beniquez—Jun. 12, '86 vs. New York
Most Total Bases, Opp. 16	Rocky Colavito—Jun. 10, '59, Cleveland (H)
Most Stolen Bases 3	Accomplished 13 times: 5 times —Luis Aparicio; 3 times —Don Baylor; Once —Paul Blair, Don Buford, Al Bumbry, Steve Finley [9/7/'89 vs. Tex. (A)], Larry Harlow.
Most Stolen Bases, Opp. 4	Rickey Henderson—Jun. 26, '85, New York (A) Dave Collins—Aug. 5, '84, Toronto (H)
Most Base on Balls 5	Bobby Grich—Aug. 9, '75 vs. Chicago (A)
Most Strikeouts 5**	Don Buford—Aug. 26, '71 vs. Chicago (A), [9 inn., consecutive] Phil Bradley—Sep. 7, '89 vs. Texas (A)
Most Consecutive Hits, 2 or More Games 10	Ken Singleton—Aug. 26-28, '81
Most Consecutive Times, Reached Safely 13	Jim Dwyer—Sep. 29 thru Oct. 2, '82 [5 walks/8 hits]
Most Times Reaching Base on Error 3††	Phil Bradley—Aug. 4, '89 vs. Texas (H)

†—Boyd & Goodman were the first two of only 4 O's to get 5 hits in one game in 36 seasons at Memorial Stadium, and they did it in the same game, Sep. 15, '57.
*—American League Record
**—Ties American League Record
††—Ties Major League Record

BATTING RECORDS (Cont.)

HITTING FOR CYCLE

Brooks Robinson Jul. 15, '60—vs. Chicago (A) [5 hits ... 2 singles]
Cal Ripken May 6, '84—vs. Texas (A) [4 hits]

VS. O'S: Tony Horton, Cle., Jul. 2, '70 (at Bal.); Larry Hise, Min., Jun. 4, '76 (at Bal.); George Brett, K.C., May 28, '79 (at K.C.); Bob Watson, Bos., Sep. 15, '79 (at Bal.); Tony Phillips, Oak., May 16, '86 (at Bal.); Mike Greenwell, Bos., Sep. 14, '88 (at Bos.).

Individual—By Season(s)

Most Games.....	163...	Brooks Robinson.....	'61, '62
Most Consec. Games, One or More Seasons.....	1,250...	Cal Ripken.....	Current thru '84
Most Consec. Innings, One or More Seasons.....	8,243...	Cal Ripken.....	June 5, '82 thru Sep. 14, '84
Most At Bats.....	668...	Brooks Robinson.....	
Most Plate Appearances.....	736...	Brooks Robinson.....	
Most Runs.....	122...	Frank Robinson.....	
Most Hits.....	211...	Cal Ripken.....	
	205...	Al Bumbry.....	
Most Total Bases.....	367...	Frank Robinson.....	
Most Singles.....	158...	Al Bumbry.....	
Most Doubles.....	47...	Cal Ripken.....	
Most Triples.....	12...	Paul Blair.....	
Most HR, RHB.....	49...	Frank Robinson.....	
Most HR, LHB.....	46...	Jim Gentile.....	
Most Extra Base Hits.....	85...	Frank Robinson.....	
Most RBI, LHB.....	141...	Jim Gentile.....	
Most RBI, RHB.....	122...	Frank Robinson.....	
Most RBI, SWB.....	124...	Eddie Murray.....	
Most RBI, Month.....	32...	Mike Young.....	Aug. '78
Most GWRBI.....	21...	Jim Gentile (un-official).....	
	20...	Eddie Murray.....	
Most Consec. Games Hit Safely.....	22...	Eddie Murray.....	
		Doug DeCinces.....	'78
Most Sac. Hits.....	23...	Mark Belanger.....	
Most Sac. Flies.....	11...	Cal Ripken.....	
Most Stolen Bases.....	57...	Luis Aparicio.....	
Most Walks.....	118...	Ken Singleton.....	
Most Int. Walks.....	25...	Eddie Murray.....	
Most Strikeouts.....	125...	Boog Powell.....	
Fewest Strikeouts.....	19...	Rich Dauer (618 app.).....	
	7...	Clint Courtney (437 app.—non-qualifier).....	
Most Hit by Pitch.....	20...	Bobby Grich.....	
Most GIDP.....	32...	Cal Ripken.....	
	29...	Brooks Robinson.....	
Most Pinch Hits.....	24*	Dave Philley.....	
Most Consec. Pinch Hits.....	6...	Bob Johnson.....	
Most Pinch-Hit RBI.....	18...	Dave Philley.....	
Highest Batting Avg.....	.328...	Ken Singleton (536-176).....	
Highest Slugging Avg.....	.646...	Jim Gentile (486-314).....	
Highest On-Base Pct.....	.438...	Ken Singleton (651-285).....	

Club Batting (Game, Inning)

Most Runs, Inning.....	10...	Jul. 8, '69—vs. New York (H) Apr. 29, '79—vs. Oakland (A) Aug. 21, '85—vs. Seattle (A)
Most Runs, Game.....	19...	Aug. 28, '67—vs. Cleveland (H)
Most Runs, Game, M.S.....	18...	Sep. 28, '73—vs. Cleveland (H)
Most Runs, Game, Both Clubs.....	34...	Jun. 26, '78—Tor.-24, Bal.-10 (A) 27... Jun. 8, '86—Bal.-18, N.Y.-9 (A)
Most Runs, Game, Both Clubs, M.S.....	26...	Aug. 14, '55—N.Y. 20, Bal. 6
Most Runs Yielded, Inning.....	12...	Aug. 10, '65—to Boston (A)

* American League record

† DeCinces' 22-game streak: 9/8/78 thru 4/6/79
—Only 2 O's to get 200 hits in one season.

CLUB BATTING, GAME (Cont.)

Most Runs Yielded, Inning, M.S.....	11...	May 11, '62—to Washington
Most Runs Yielded, Game.....	24...	Jun. 26, '78—to Toronto (A) 20... Aug. 14, '55—to New York (H)
Larg. Win Margin.....	17...	Jul. 27, '69—vs. Chicago (H), [17-0]
Larg. Loss Margin.....	16...	Apr. 30, '60—to New York (H), [0-16]
Most Hits, Inning.....	9...	Jul. 8, '69—vs. New York (H) Aug. 28, '80—vs. California (H)
Most Hits Yielded, Inning.....	11...	Sep. 20, '83—to Detroit (A)
Most Hits, Game.....	26...	Aug. 28, '80—vs. California (H), [9 innings]
Most Hits, Game, Both Clubs.....	41...	May 14, '83—Tex.-22, Bal.-19 (A), [11 innings] 40... Aug. 28, '80—Cal.-14, Bal.-26 (H), [9 innings]
Most Hits Yielded, Game, M.S.....	23...	June 19, '88—to Boston [9 innings]
Most Doubles, Game.....	8...	Aug. 26, '54—vs. Boston (H), Sep. 7, '65—vs. New York (A), Jun. 30, '66—vs. Kansas City (A), Aug. 28, '80—vs. California (H)
Most Triples, Game.....	3...	4 Times—Most recently: Sep. 22, '73—vs. Milwaukee (A), all by Al Bumbry.
Most Home Runs, Game.....	7...	See "Home Run" section below
Most Total Bases, Game.....	41...	Sep. 16, '85—vs. Detroit (A) 40... May 9, '87—vs. Chicago (A)
Most Total Bases, Game, Opp.....	53...	Sep. 14, '87—by Toronto (A)
Most Extra Base Hits, Game.....	10...	May 9, '87—vs. Chicago (A) Sep. 16, '85—vs. Detroit (A) Sep. 20, '84—vs. Boston (H)
Most Extra Base Hits, Game, Opp.....	12...	June 21, '87—by Detroit (H) Sep. 14, '87—by Toronto (A)
Most Stolen Bases, Game.....	7...	Aug. 28, '86—vs. Oakland (A)
Most Stolen Bases, Game, Opp.....	8...	Sep. 27, '65—by Kansas City (H)
Most Left on Base, Game.....	21...	Aug. 25, '68—vs. Boston (H), [18 innings]
Most Left on Base, 9 inn.....	18...	May 15, '71—vs. Boston (A)
Most Strikeouts, Game, 9 inn.....	15...	Apr. 25, '81—vs. Bos. (H)—Frank Tanana 7, Mark Clear 8 Aug. 13, '87—vs. Mil. (H)—Chris Bosio 12, Mark Clear 3
Most Strikeouts, Game, extra inn.....	21†	Sep. 12, '62—vs. Wash. (H) (16 inn.)—all by Tom Cheney
Most Walks, Game.....	15...	Sep. 28, '73—vs. Cleveland (H)—Wilcox 5, Lamb 4, Johnson 5, Bosman 1

Club Batting (Season)

Highest Average.....	.273...	'80	Most Extra Base Hits.....	478.....	'83
Lowest Average.....	.225...	'68	Most GIDP.....	159.....	'86
Highest Slugging Pct.....	.430...	'85	Most Sacrifice Hits.....	110.....	'57
Most Runs.....	818...	'85	Most Sacrifice Flies.....	59.....	'69
Most Hits.....	1523...	'80	Most Stolen Bases.....	150.....	'76
Most Total Bases.....	2370...	'85	Most Walks.....	717.....	'70
Most Doubles.....	283...	'83	Most Intentional Walks.....	69.....	'71
Most Triples.....	49...	'54	Most Strikeouts.....	1019...	'64-'68
Most Home Runs.....	214...	'85	Most Hit by Pitch.....	58.....	'74

INSIDE-THE-PARK HOME RUNS

The Orioles have hit 17 inside-the-park home runs in their 36-year history, but none since Aug. 21, '76 when Al Bumbry hit one off Jesse Jefferson at Chicago. O's opponents have hit 14, including six since Bumbry's. Milwaukee's Mike Felder hit the only inside-the-park home run involving the O's in 1989 when he did it Sep. 26 at County Stadium off Dave Johnson.

There have been 11 inside-the-park home runs hit at Memorial Stadium (9 by the Orioles, 2 by opponents). The last one hit at Baltimore came Apr. 19, '74, when Bumbry hit one off N.Y.'s Steve Kline. Bumbry's 2 inside-the-park blasts rank him 2nd on the O's all-time list behind Paul Blair (3, two at home).

HOME RUNS RECORDS

Individual

Most, Consecutive . . . 4** . Don Baylor—Jul. 1-2, '75—vs. Bos. (A)—1, vs. Det. (H)
 Most, Game . . . 3 . . . Accomplished 13 times
 3 Times: Eddie Murray—
 Aug. 29, '79—vs. Minnesota (A-Metro)
 Sep. 14, '80—vs. Toronto (A)
 Aug. 26, '85—vs. California (A)

Boog Powell— Aug. 10, '63—vs. Washington (A-RFK)
 Jun. 27, '64—vs. Washington (A-RFK)
 Aug. 15, '66—vs. Boston (A)

Once: Don Baylor— Jul. 2, '75—vs. Detroit (A)
 Juan Beniquez— Jun. 12, '86—vs. New York (H)
 Paul Blair— Apr. 29, '70—vs. Chicago (A)
 Curt Blefary— Jun. 16, '67—vs. California (A)
 Dan Ford— Jul. 20, '83—vs. Seattle (A)
 Bobby Grich— Jun. 18, '74—vs. Minnesota (H)
 Lee Lacy— Jun. 8, '86—vs. New York (A)

Most, Game, M.S. . . . 3 . . . Bobby Grich—Jun. 18, '74 vs. Min.
 Juan Beniquez—Jun. 12, '86 vs. N.Y.

Most, Game, by Opp., M.S. . . . 4 . . . Rocky Colavito—Jun. 10, '59, Cleveland
 3 . . . Manny Jimenez—Jul. 4, '64, KC A's
 Lee Stanton—Jul. 10, '73, California

Most, Game, by Opp., Road . . . 3 . . . Preston Ward—Sep. 9, '58, KC A's
 Bill Madlock—June 28, '87, Detroit
 Ernie Whitt—Sep. 14, '87, Toronto

Most, Season . . . 49 . . . Frank Robinson, '66

(1) .49 . Frank Robinson (rhb)—'66	(9) .33 . Eddie Murray (swb)—'83
(2) .46 . Jim Gentile (lhb)—'61	(10) .32 . Frank Robinson (rhb)—'69
(3) .39 . Boog Powell (lhb)—'64	(11) .32 . Eddie Murray (swb)—'80
(4) .37 . Boog Powell (lhb)—'69	(12) .32 . Eddie Murray (swb)—'82
(5) .35 . Boog Powell (lhb)—'70	(13) .31 . Eddie Murray (swb)—'85
(6) .35 . Ken Singleton (swb)—'79	(14) .31 . Larry Sheets (lhb)—'87
(7) .34 . Boog Powell (lhb)—'66	(15) .30 . Gus Triandos (rhb)—'58
(8) .33 . Jim Gentile (lhb)—'62	(16) .30 . Frank Robinson (rhb)—'67
	(17) .30 . Eddie Murray (swb)—'87

See Also, "30 Home Run" Club, page 18

Most, Season, M.S. . . . 27 . . . Frank Robinson—'66

Most, Season, Rookie . . . 28 . . . Cal Ripken—'82

Most, Season, Pitcher . . . 6 . . . Jack Harshman—'58

Most, Lifetime, Oriole . . . 333 . . . Eddie Murray—'77-'88
 303 . . . Boog Powell—'61-'74
 268 . . . Brooks Robinson—'55-'74

Most, Lifetime, M.S. . . . 160 . . . Eddie Murray—'77-'88
 138 . . . Brooks Robinson—'55-'77
 133 . . . Boog Powell—'61-'74

Most Multi-Homer Games, Season . . . 7 . . . F. Robinson—'66

Most Multi-Homer Games, Career . . . 20 . . . Eddie Murray—'77-'88
 Boog Powell—'61-'74

Most Grand Slams, Season . . . 5 . . . Jim Gentile—'61

Most Grand Slams, Game . . . 2†† . Jim Gentile—May 9, '61—vs. Minnesota (A)
 Frank Robinson—Jun. 26, '70—vs. Washington (A)

Most Grand Slams, Lifetime . . . 14 . . . Eddie Murray—'78-'88

Most, Season, vs. One Opponent . . . 11 . . . Frank Robinson—vs. Detroit, '66

Most, Season, by One Opponent . . . 9 . . . Frank Howard—Washington, '68

Most, Season, by Opponent, M.S. . . . 5 . . . Rocky Colavito—Detroit, '59
 Tony Perez—Boston, '80
 Jim Sundberg—Texas, '80

Most, Lifetime, by Opponent . . . 70 . . . Harmon Killebrew—'55-'75

Most, Lifetime, by Opponent, M.S. . . . 30 . . . Harmon Killebrew—'55-'75

Most, Pinch-Hit Season . . . 3 . . . Whitey Herzog—'62
 Sam Bowens—'67
 Pat Kelly—'79
 Jim Dwyer—'86

Most, Lifetime Pinch-Hit, O's . . . 9 . . . Jim Dwyer—'80-'88

Most, Consecutive Gms, Hit HR . . . 6** . Reggie Jackson—Jul. 18-23, '76

Most Extra Innings HRS, Game . . . 2†† . Mike Young—May 28, '87 vs. California (H)

Most Times Career, Hitting HRS Left & Righthanded, Same Game . . . 8 . . . Eddie Murray

Most Times Season, Hitting HRS Left & Righthanded, Same Game . . . 2†† . Eddie Murray (twice): '82—Apr. 24 vs. Chicago (A) & Aug. 26 vs. Toronto (H); '87—May 8-9 vs. Chicago (A)

Most Consecutive Games Hitting HRS Left & Righthanded . . . 2† . . Eddie Murray—'87—May 8-9 vs. Chicago (A)

Club Records (Game & Inning)

Most, Game . . . 7 . . . May 17, '67—vs. Boston (A) [Blair, B. Robinson, F. Robinson, Etchebarren, Bowens, Powell, D. Johnson]
 Aug. 26, '85—vs. California (A) [Murray-3, Shelby, Rayford, Roenicke, Dempsey]

Most, Game, M.S. . . . 6 . . . May 28, '87—vs. California

Most, Game, Opp. . . 10† . Sep. 14, '87—by Toronto (A)

Most, Game, Opp., M.S. . . . 6 . . . Jun. 10, '59—Cleveland [Colavito-4, B. Martin, Minoso]

Most, Game, Both Clubs . . . 11†† . Sep. 14, '87—Toronto-10, Baltimore-1 (A)

Most, Game, Both Clubs, M.S. . . . 8 . . . May 28, '87—Baltimore-6, California-2

Most, Inning . . . 4 . . . May 17, '67—vs. Boston (A) [Etchebarren, Bowens, Powell, D. Johnson]

Most, Succession . . . 3 . . . Apr. 30, '61—Detroit (A) [Gentile, Triandos, Hansen]
 Sep. 10, '65—vs. K.C. (H) [B. Robinson, Blefary, Adair]
 Sep. 4, '69—vs. Detroit (A) [F. Robinson, Powell, B. Robinson]
 May 8, '79—vs. Oakland (H) [Murray, L. May, Roenicke]
 Sep. 16, '85—vs. Detroit (A) [Ripken, Murray, Lynn]

Most, 11 consecutive games . . . 32† . May 8-18, '87

Most, 12 consecutive games . . . 35† . May 8-19, '87

Most, 13 consecutive games . . . 36† . May 8-20, '87

Most, 14 consecutive games . . . 38† . May 8-22, '87

Most consecutive games, 2 or more . . . 9†† . May 8-16, '87

Club Records (Season)

Most, Season . . . 211 . . . '85
 Most, Season, M.S. . . . 110 . . . '87
 Most, Season, Opp. . . 226† . '87
 Most, Season, O's & Opponents . . . 437† . '87
 Most, vs. One Club . . . 32 . . . (vs. Det., 18 games)
 26 . . . (vs. Cle. & Det., 13 games)
 Most, Month . . . 58† . May, '87

Most, Opponents, M.S. . . . 125 . . . '87
 Most, O's & Opp., M.S. . . . 235 . . . '87
 Most, Pinch-Hit . . . 11** . '82
 Most, Grand Slams . . . 8 . '70, '79, '82, '83, '84

Most Pinch Grand Slams . . . 3†† . '82
 '66

††Ties Major League Record
 **American League Record

†Major League Record

GRAND SLAM HOME RUNS

Lifetime Grand Slams by Current Orioles (Site of Slam in Parenthesis)

TOTAL	AT BAL.	PLAYER
2	2	Cal Ripken
		(1) Sep. 14, '82 vs. N.Y. (Bal.) — Mike Morgan (RHP)
		(2) Jul. 13, '83 vs. Oak. (Bal.) — Tim Conroy (LHP)
1	0	Phil Bradley
		Apr. 13, '85 vs. Min. (Sea.) — Ron Davis (RHP)
1	1	Larry Sheets
		Aug. 6, '86 vs. Tex. (Bal.) — Bobby Witt (RHP)
1	0	Steve Finley
		June 5, '89 vs. N.Y. (N.Y.) — Chuck Cary (LHP)

GRAND SLAMS BY ORIOLES 1954 thru 1989

TOTAL	AT BAL.	PLAYER	TOTAL	AT BAL.	PLAYER
14	9	Eddie Murray	2	1	Gene Woodling
7	4	Boog Powell	1	0	Luis Aparicio
6	2	Jim Gentile	1	1	Benny Ayala
6	4	Brooks Robinson	1	1	Frank Baker
5	3	Doug DeCinces	1	0	Jim Busby
5	5	Lee May	1	0	Mike Cuellar
5	1	Gary Roenicke	1	1	Jim Dwyer
5	2	Ken Singleton	1	1	Jim Dyck
5	1	Gus Triandos	1	0	Steve Finley
4	3	Terry Crowley	1	1	Dan Ford
4	3	Pat Kelly	1	1	Tito Francona
4	2	Fred Lynn	1	0	Dan Graham
3	2	Paul Blair	1	1	Dave Johnson
3	2	Curt Blefary	1	1	Bob Kennedy
3	1	Reggie Jackson	1	0	Billy Klaus
3	1	John Lowenstein	1	1	Curt Motton
2	1	Don Buford	1	0	Albie Pearson
2	0	Fritz Connally	1	1	Dave Philley
2	1	Tommy Davis	1	1	Merv Rettenmund
2	1	Rick Dempsey	1	1	Lenn Sakata
2	1	Bobby Grich	1	0	Rick Schu
2	0	Wayne Gross	1	1	Larry Sheets
2	1	Eliot Hendricks	1	0	John Shelby
2	2	Dave McNally	1	1	Jim Traber
2	2	Joe Nolan	1	1	Dick Williams
2	2	Cal Ripken	1	0	Earl Williams
2	0	Frank Robinson	1	0	Mike Young
2	0	Billy Smith			
			134	72	Orioles Totals

GRAND SLAM NOTES

O's Led the Majors in the '80's: The Orioles belted 50 grand slams in the '80s, 11 more than any other club (the Yankees (39) and Red Sox (37) were the next closest teams). Former Oriole **Eddie Murray** led the Orioles during the decade with 12.

Thru the Years: The O's have "outslammed" their opponents 134-85 over the last 36 years (including a 72-38 advantage at Baltimore).

Three in One Game: The Orioles and Texas set a major league record on Aug. 6, '86 when the two teams combined to hit three grand slams in Texas' 13-1 win at Memorial Stadium (the record was equalled on June 3, '87, Hou. vs. Chi.). **Jim Dwyer** and **Larry Sheets** hit grand slams for the O's, both in the 4th inning. It marked only the 5th time in major league history that one club has hit 2 grand slams in a single inning. It was the 4th time the O's had hit grand slams in one game. **Toby Harrah** hit Texas' slam.

Two in a Game: Only 7 players have hit two grand slams in one game in baseball history and only 3 have hit them on consecutive at-bats. In both situations, two of them were Orioles: **Gentile** hit two in a row at Minnesota on May 9, '61 (Metropolitan Stadium off **Pete Ramos** and **Paul Giel**), and **Frank Robinson** did the same on June 26, '70 at RFK Stadium in Washington (off **Joe Coleman, Jr.** and **Joe Grzenda**).

Gentile Hit 5 in '61: **Jim Gentile** set an American League record and tied the major league standard in '61 when he hit 5 bases loaded home runs. The only prior player to reach that total was the Cubs' **Ernie Banks** in '55. In '81 **Don Mattingly** of the Yankees broke that record by hitting 6 grand slams.

Post-Season Slams-Slugging Pitchers: Only two pitchers have ever hit grand slam home runs in post-season play. Both were Orioles at the time, and both did it in 1970. In game one of the '70 ALCS, **Mike Cuellar** hit one off the Twins' **Jim Perry** (at Minny) and in the 3rd game of the World Series vs. the Reds, **Dave McNally** found the range off **Wayne Granger** (at Baltimore).

The blast by **Cuellar** was the only ALCS grand slam ever until **Don Baylor** hit one for the Angels vs. Milwaukee in '82 (off **Moose Haas**) . . . Only two bases loaded homers have ever been hit in NLCS play: the Dodgers' **Roberto Cey** and **Dusty Baker** in '77.

Opponents: Seven opponents have hit two career slams each against the O's. Nobody has hit more . . . Three have hit two at Memorial Stadium: **Robt Sievers** (Was.), **Moose Skowron** (N.Y.), **Mike Epstein** (Was.). There have been 13 alien pitchers to throw up two grand slams each to Baltimore batters.

Orioles "Gophers:" Among Orioles pitchers, **Milt Pappas** was the most generous. He gave up 6 bases loaded homers during his tenure in Baltimore. **Dave McNally** and **Scott McGregor**, are next in line with 4 apiece. On the other hand, **Jim Palmer** never allowed a slam in 558 games spanning nearly 4,000 innings.

PITCHING

Individual (Game & Season)

Most Strikeouts, Game 14*	Bob Turley—Apr. 21, '54 vs. Cle. (H)
	Connie Johnson—Sep. 2, '57 vs. N.Y. (H)
	Mike Boddicker—Oct. 6, '83 vs. Chi.—ALCS #2—(H)
Most Bases on Balls, Game . . . 12**	Jack Fisher—Aug. 30, '61† vs. L.A. (A), 9 inn.
Most Inn. Pitched, Game 16	Jerry Walker—Sep. 11, '59 vs. Chi. (H)
Fewest Batters Faced, 9-inning Game 27	Bob Milacki—Apr. 23, '89 vs. Minn. (H)
	Jim Palmer—May 12, '67 vs. N.Y. (A)
	Mike Flanagan—May 3, '82 vs. Sea. (H)
Most Consec. Shutout Inn. 36	Hal Brown—Jul. 7 to Aug. 8, '61
Most Consec. Shutouts 3	Jack Fisher—1960; Hal Brown—1961; Milt Pappas—1964; Tom Phoebus—1967; Jim Palmer—1978
Most Consecutive Scoreless Appearances . . . 21	Gregg Olson—Aug. 4, '89—current
Most Consecutive Wins 17	Dave McNally—Sep. 22, '68 to Aug. 3, '69
Most Consecutive Losses 13	Mike Boddicker—('87-'88)
Most Consecutive Wins, One Season 15	Dave McNally—Apr. 12 to Aug. 3, '69
Most Consecutive Losses, One Season 10	Jay Tibbs—('88)
Most Consecutive Games Won, Reliever, 3 Consecutive Games 3††	Grant Jackson—Sep. 29, 30, Oct. 1, '74, 5.1 innings
Most Wins, One Day 2	Wes Stock—May 26, '63 vs. Cle. (A)
Most Losses, One Day 2	Don Aase—Aug. 28, '86 vs. Oak. (A)
Most Wins vs. One Club, Season 6	Wally Bunker—vs. K.C., '64
Most Losses vs. One Club, Season 5	Don Larsen—1954 vs. Chi.
	Joe Coleman—1954 vs. N.Y.
	Jim Wilson—1955 vs. Cle.
Most Wins by Opp., Season 6	Bud Daley, K.C.—1959
Most Wins by Opp., Season (Since '61 Expansion) 5	Joe Coleman, Jr., Det.—1973
	Pat Dobson, Cle.—1976
Most Losses by Opponent, Season 5	Ned Garver, K.C.—1957
	Dick Stigman, Min.—1963
	Stan Williams, Cle.—1969
	"Catfish" Hunter, N.Y.—1976

* Club record is 21 set by 5 pitchers [Steve Barber, Wally Bunker, Eddie Watt, Eddie Fisher & Stu Miller] on Jun. 4, '67 vs. Wash. (H)—19 innings. Club record for 9 innings is 17 by 3 pitchers [Nelson—13, Drabowsky—3, Beene—1] on Sep. 18, '68 vs. Bos. (A).

** Club record is 14 set by 3 pitchers [Bruce Howard—6, Gene Brabender—5, & Eddie Watt—3] on Apr. 30, '68 vs. N.Y. (H).

† Paul Richards' last game as O's manager . . . Ed Hurley was plate umpire.

†† Ties major league record.

‡ A.L. record.

Individual Pitching by Season

Most Games 76	Tippy Martinez 1982
Most Games, Rookie 64	Gregg Olson 1989
Most Games Started 40	Dave McNally 1969-70
	Mike Cuellar 1970
Most Complete Games 25	Jim Palmer 1975
Most Games Finished 59	Stu Miller 1963
Most Wins 25	Steve Stone 1980
Most Losses 21	Don Larsen (W-3) 1954
Best Won-Lost Pct.808 .(21-5)	Dave McNally 1971
Most Bases on Balls 181	Bob Turley 1954
Most Hit Batsmen 15	Chuck Estrada 1960
Most Strikeouts 202	Dave McNally 1968
Most Innings Pitched 323	Jim Palmer 1975
Most Innings Pitched, Rookie 243	Bob Milacki 1989
Most Shutouts 10	Jim Palmer 1975
Most Home Runs Allowed 35	Robin Roberts 1963
	Scott McGregor 1986

INDIVIDUAL PITCHING BY SEASON (Cont.)

Least Home Runs Allowed (by qualifier)	8	Milt Pappas (209 ip)	1963
		Billy Loes (155 ip)	1964
Lowest ERA (by qualifier) ..	1.95	Dave McNally	1969
Highest ERA (by qualifier) ..	5.45	Eric Bell	1964
Most Saves	34	Don Aase	1969
Most Saves, Rookie	27†	Gregg Olson	1969
Most Wins, Reliever	14	Stu Miller	1969
Most Relief Points (win + saves)	(6 + 34) 40	Don Aase	1969
Most Innings Pitched by Reliever	140.1	Sammy Stewart	1969

Club Pitching by Season

Most Consecutive Shutouts ... 5*	Sep. 2 thru 6, '74 (Grimsley, Cuellar, Palmer, McNally, Cuellar)
Most Consecutive Shutout Innings	54* Sep. 1 (from 9th inn.) to 7 (thru 8th inn.), '74
Most Complete Gms, Season	71 ... 1971
Most Consecutive Complete Games	7 May 1 thru 7, '68
Most Shutouts, Season	21 ... 1961
Most Strikeouts, Season ...	1070 ... 1966
Most Bases on Balls, Season	688 ... 1954
Fewest Bases on Balls, Season	395 ... 1972
Lowest ERA, Season	2.53 ... 1972
Highest ERA, Season	5.01 ... 1987
Most Hits Allowed, Season	1,555 ... 1987
Most Runs Allowed, Season	880 ... 1987
Most Home Runs Allowed, Season	226† ... 1987
Fewest Home Runs Allowed, Full Season	78 ... 1954
Most Grand Slams Allowed, Season	7 ... 1988

*American League Record
†Major League Record

20-Game Winners

YEAR	PITCHER	RECORD	YEAR	PITCHER	RECORD
1963	Steve Barber	20-13	1974	Mike Cuellar	22-10
1968	Dave McNally	22-10	1975	Jim Palmer	23-11
1969	Dave McNally	20- 7	1975	Mike Torrez	20- 8
	Mike Cuellar	23-11	1976	Jim Palmer	22-10
				Wayne Garland	20- 9
1970	Dave McNally	24- 9	1977	Jim Palmer	20-11
	Mike Cuellar	24- 8	1978	Jim Palmer	21-10
	Jim Palmer	20-10	1979	Mike Flanagan	23- 9
1971	Dave McNally	21- 5	1980	Steve Stone	25- 7
	Mike Cuellar	20- 9		Scott McGregor	20- 8
	Jim Palmer	20- 9	1984	Mike Boddicker	20-11
1972	Jim Palmer	21-10			
1973	Jim Palmer	22- 9			

Notes on 20-Game Winners

Although the Orioles have had only one in the past 9 years, Baltimore pitchers have produced 23 20-game seasons in the past 25 years (starting '68), nearly twice as many as any other major league club (Oakland is next with 12).

From '68 thru '80, a span of 13 years, at least one Oriole pitcher accumulated 20 or more victories to set a major league record. The old standard was 12 by the New York Giants from '03 to '14, a mark single-handedly assured by **Christy Mathewson** who won 20+ each of those years.

In 1971 four Baltimore pitchers reached the 20-win plateau. The only other foursome in the entire history of major league baseball to have achieved the feat was a quartet from the 1920 White Sox (51 years earlier): **Urban "Red" Faber-23, Claude Williams-22, Dickie Kerr-21 and Ed Cicotte-21**. Despite that achievement, the White Sox finished second that year, two games behind Cleveland.

The four Orioles all won their 20th games within 6 days: **McNally** was the first on 9/21; then in a series in Cleveland, the other three joined him: **Cuellar** (9/24—first game-clinched division title), **Dobson** (9/24—2nd game), and **Palmer** (9/26).

Stone was the earliest 20-game winner in club history, winning his 20th game on August 19 en route to a team record 25 victories in '80. Three other Orioles' hurlers have recorded their 20th wins in August: **McNally** (8/25) and **Cuellar** (8/27) in '71 and **Palmer** (8/30) in '75.

The first Oriole to win 20, and the only one in the club's first 14 seasons in Baltimore ('54 thru '67) was lefthander **Steve Barber** in '63.

LOW HIT GAMES

No-Hit Games (4)

Hoyt Wilhelm, vs. N.Y., 9/20/58 (H)
*Steve Barber—Stu Miller, vs. Det., 4/30/67 ¹ (H)
Tom Phoebus, vs. Bos., 4/27/68 (H)
Jim Palmer, vs. Oak., 8/13/69 (H)

One-Hit Games (28)

Joe Coleman, vs. N.Y., 9/9/54 (H)
§C. Johnson—G. Zuverink, vs. Chi., 6/21/56 (A)
Hoyt Wilhelm, vs. N.Y., 5/22/59 (H)
Steve Barber, vs. K.C., 7/28/60 (H)
Billy Hoelt, vs. Was., 8/19/61 (A)
Wally Bunker, vs. Was., 5/5/64 (H)
Wally Bunker, vs. K.C., 7/3/64 (H)
Milt Pappas, vs. Min., 9/2/64 (A)
§Frank Bertina, vs. K.C., 9/12/64 (H)
Dave McNally, vs. Was., 10/1/64 (H)

One-Hit Games (Cont.)

Steve Barber, vs. N.Y., 5/12/67 (A)
Jim Palmer, vs. N.Y., 4/16/67 (A)
Dave Leonhard, vs. Det., 5/6/68 (H)
Dave McNally, vs. Min., 5/15/69 (A)
Mike Cuellar, vs. Min., 8/10/69 (H)
Mike Cuellar, vs. K.C., 5/12/71 (H)
Jim Palmer, vs. Cle., 7/27/73 ¹ (H)
Mike Cuellar, vs. Cal., 5/31/75 (A)
Jim Palmer, vs. K.C., 6/8/75 (H)
Mike Cuellar, vs. Mil., 7/26/75 (A)
Jim Palmer, vs. Min., 8/10/76 (H)
S. Stone—T. Martinez, vs. Mil., 7/30/79 (A)
Jim Palmer, vs. Min., 9/4/82 (H)
Mike Boddicker—Sammy Stewart—T. Martinez, vs. N.Y., 10/2/83 (H)
Mike Boddicker, vs. Tor., 8/13/84 (A)
D. Martinez, vs. Cal., 6/5/85 (H)
Mike Boddicker vs. K.C., 4/28/87 (A)
Bob Milacki—Tom Niedenfuer vs. Det., 9/17/88 (A)

Orioles lost, 2-1, when Tigers scored twice in top of 9th inning ... First Detroit run scored on Barber's wild pitch and deciding run scored on error.

Johnson and Zuverink were beaten by Jack Harshman who also pitched one-hitter ... Bertina defeated Bob Myer who also threw one-hitter ... Score in both games was 1-0.

NO-HITTERS BY OPPONENTS (3)

- (1) May 5, 1962 by **Bo Belinsky** for the California Angels at Dodger Stadium. **Belinsky** defeated his former roommate in the O's farm system, **Steve Barber**, 2-0.
- (2) June 1, 1975 by **Nolan Ryan** for the California Angels at Anaheim Stadium. He defeated **Ross Grimsley**, 1-0. It was the 4th of **Ryan's** 5 major league no-hitters.
- (3) April 15, 1987 by **Juan Nieves** for the Milwaukee Brewers at Baltimore Memorial Stadium. The score was 7-0 and losing pitcher was **Mike Flanagan**.

LONG GAMES BY ORIOLES PITCHERS

IP	PITCHER	OPPONENT	DATE	W/L/ND	CG/SHO
16	Jerry Walker	Chi.	9/11/59	W, 1-0	CG-SHO
15	Ray Moore	Det.	5/21/57	ND	
14	Ross Grimsley	N.Y.	9/11/74	ND	
13.1	Robin Roberts	K.C.	6/30/63	L, 1-3	
13	Jim Wilson	Cle.	5/31/55	L, 1-2	CG
	Billy O'Dell	Cle.	5/ 3/58	W, 3-2	CG

FIELDING—1954 thru 1989

Club—By Season

Most Double Plays	189 ... 1977	Highest Fielding Pct.	9860† ... 1989
Most Errors	167 ... 1955	Most Consecutive Errorless Games	10 ... 1962
Fewest Errors	87 ... 1989		
Most Errorless Games	93 ... 1989		

Club—By Game

Most Errors	6 ... May 19 ¹ , '74 vs. Bos. (H) and June 9, '83 vs. Mil. (H)
Most Double Plays	5 ... 7 times (latest Aug. 10, '87 vs. Cleveland)

Note: The O's 49 passed balls in 1959 were a major league record until the Texas Rangers obliterated it with 73 passed balls in 1987.

†Modern Major League record (since 1900).

FIELDING—1954 THRU 1989 (Cont.)

Individual A.L. and M.L. Fielding Records

SECOND BASE

Most Consec. Errorless Games, Season	86 (AL)	Rich Dauer (Apr. 10 thru Sep. 29, '78)
Most Consec. Errorless Games, League	89 (AL)	Jerry Adair (Jul. 22 thru May 6, '65)
Most Consec. Errorless Chances, Season	425 (AL)	Rich Dauer (Apr. 10 thru Sep. 30 [part], '78)
Most Consec. Errorless Chances, League	458 (AL)	Jerry Adair (Jul. 22 thru May 6, '65)
Most Putouts, Season	484 (ML)	Bobby Grich '74
Most Games, Season	162 (AL-tie)	Bobby Grich '73
Highest Fielding Avg., Season (150 or more games)	.995 (ML)	Bobby Grich '73
Fewest Errors, Season (150 or more games)	5 (ML-tie)	Jerry Adair '64 Bobby Grich '73

THIRD BASE

Most Seasons	23 (ML)	B. Robinson
Highest Fielding Avg., Lifetime (1,000 or more games)	.971 (ML)	B. Robinson
Most Games, Lifetime	2,870 (ML)	B. Robinson
Most Putouts, Lifetime	2,697 (ML)	B. Robinson
Most Assists, Lifetime	6,205 (ML)	B. Robinson
Most Chances, Lifetime	8,902* (ML)	B. Robinson
Most Double Plays, Lifetime	618 (ML)	B. Robinson
Most Yrs. Leading Lge. In Fldg. Avg.	11 (AL)	B. Robinson
Most Yrs. Leading Lge. In Games	8 (ML)	B. Robinson
Most Yrs. Leading Lge. In Assists	8 (ML)	B. Robinson
Most Yrs. Leading Lge. In Chances	8† (AL-tie)	B. Robinson
Most Games, Season	163 (AL)	B. Robinson—'61, '86
Most Errors, Game	4 (AL-tie)	Floyd Rayford (Apr. 21, '86 at Cleve.)

SHORTSTOPS

Highest Fielding Avg. Lifetime (1,000 or more games)	.977 (AL)	Mark Belanger
Most Games, Season	162 (AL-tie)	Cal Ripken '83, '85, '86, '87
Most Assists, Season	583 (AL)	Cal Ripken '84
Most Yrs. Leading Lge. In Games	5 (AL-tie)	
Most Yrs. Leading Lge. In Putouts	4 (AL-tie)	

OUTFIELDERS

Highest Fielding Avg. Season (100 or more games)	1.000‡ (ML-tie)	Russ Snyder '65 Gary Roenicke '80 John Lowenstein '83
--	-----------------	---

PITCHERS

Most Putouts, Lifetime	292 (AL)	Jim Palmer
------------------------	----------	------------

† Also held by Frank "Home Run" Baker
‡ Held by many

* Does not include errors.

GENERAL CLUB RECORDS

Longest Win Streak	14	Sep. 20, '70 thru Apr. 10, '71 Aug. 12, '73 thru Aug. 27, '73
Longest Win Streak, Season	14	Aug. 12 thru Aug. 27, '73
Longest Losing Streak	21**	Apr. 4 thru Apr. 28, '88
Longest Game, By Innings	19	Jun. 4, '67 vs. Was. (H) [Bal.-7, Was.-5]
Longest Game, By Time	5.46	Jun. 4, '88 vs. N.Y. (H) [14 inn., Bal.-7, N.Y.-6]
	4.16‡	Jun. 8, '86 vs. N.Y. (A) [Bal.-18, N.Y.-9]
Shortest Game, By Time	1.32	Sep. 26, '62 vs. K.C. (H) [9 inn., Bal.-3, K.C.-0, Big League debut—McN Etchebarren]
Most Players, Game	24	Sep. 7, '58 vs. Bos. (H) [10 inn.]
Most Players, Game, Both Clubs	45	Sep. 9, '89 vs. Tex. (A) [10 inn.]
Most Wins vs. One Club, Season	16	vs. K.C. A's ('57) & Bos. ('60)
	15	Since '61 Expansion (to 162 games): vs. W ('63) & N.Y. ('66)
Most Consecutive Wins vs. One Club	23†	vs. K.C. Royals (May 10, '69 thru Aug. 2, '70)
Most Losses vs. One Club, Season	19	to Cle. ('54, '55), to N.Y. ('55)
Most Night Games Won, Season	79†	1980

Most Games, Season	163	1961, 1964, 1982
Most One-Run Games, Season	63	1978
Most One-Run Wins, Season	40*	1970, 1974
Most One-Run Losses, Season	33	1967
Most One & Two-Run Games, Season	97	1978
Most One & Two-Run Wins, Season	60	1970
Most Extra Inning Games, Season	27	1957
Most Extra Inning Wins, Season	16	1970
Most Extra Inning Losses, Season	13	1962
Fewest Road Wins, Season	20***	1988
Most Doubleheaders, Season	32	1955
Fewest Doubleheaders, Season	3	1986
Most Doubleheaders Sweeps, Season	9	1965
Most Wins, Home Stand	11	3 Times ('60, '73, '78) '60 (11-3), '73 (11-1), '78 (11-4)
Most Wins, Road Trip	12	Jun. 15 thru 30, '66 (12-5) 11 ... 3 Times ('61-twice, '78)
Most Losses, Home Stand	13	Jul. 26 thru Aug. 15, '55 (8-13)
Most Losses, Road Trip	19	Jul. 5 thru 25, '54 (3-19)
Longest Home Stand, Games	21	'55 (Jul. 26 thru Aug. 15, 21 days), 8-13 '56 (May 25 thru Jun. 13, 20 days), 10-11
Longest Road Trip, Games	22	'54 (Jul. 5 thru 25, 21 days), 3-19

* American League record

** A.L. record for most consecutive losses. Major league record for most consecutive losses, start of season.

*** Major League Record, 162-game season.

† Major League record

‡ Longest 9 inning game, by time, in American League history.

BIGGEST LIFETIME WINNERS/LOSER VS. O's

WINNERS: Though he has been retired for 22 years ('67), **Whitey Ford**, the Yankee Hall of Famer, still holds the distinction of having beaten the Orioles more than anyone else. He was 30-16 against the Birds.

Ford was one of 11 pitchers to have posted 20 or more lifetime wins against the O's in 34 Baltimore seasons. The others: "**Catfish**" **Hunter** (26-24), **Mickey Lolich** (25-19), **Billy Pierce** (23-11), **Early Wynn** and **Frank Sullivan** (both 21-8), **Jim Kaat** (21-21), **Earl Wilson** (20-9), **Luis Tiant** (20-22), **Jim Perry** (20-22) and **Camilo Pascual** (20-23).

Among currently active pitchers, the biggest winners against the O's are **Bert Blyleven** (19-14) and **Frank Tanana** (18-16).

LOSERS: **Hunter**, the 2nd biggest winner vs. Baltimore (26), is also the biggest lifetime loser (24) ... At one time "**Catfish**" had a 23-16 lifetime record vs. the O's, but then lost 8 of his last 11 decisions against them from '76 thru '79.

There have been 4 other 20-game losers: **Tiant** and **Jim Perry** (22 each), **Fritz Peterson** (14-21), and **Kaat** (21) ... Other big losers were **Lolich** (19), **Gaylord Perry** (12-19) and **Sam McDowell** (9-19) ... From a percentage standpoint, **Jim Colborn**, formerly of Brewers, Royals and Mariners, with a .150 (3-17) and **Rudy May** at .167 (3-15) rank near the bottom of the list.

Others who've had little success against Baltimore include: **Geoff Zahn** (2-11), **Matt Keough** (1-8), **Milt Wilcox** (4-12), **Jim Beattie** (3-11) and **Mike Caldwell** (3-9).

Among actives, **Tanana** and **Nolan Ryan** are the biggest losers (16). **Blyleven** is 3rd (14).

THREE STRAIGHT PENNANTS

The Orioles' 3 straight pennants '69-'70-'71 were not unprecedented in Baltimore baseball history. The National League Orioles won 3 straight pennants '94-'95-'96. Six of their number ultimately were elected to the Hall of Fame: John McGraw, Wilbert Robinson, Hughie Jennings, Willie Keeler, Dan Brouthers and Joe Kelley.

ALL TIME ORIOLES ROSTER 1954 thru 1989 (36 SEASONS)

MANAGERS (9)

ALTOBELLI, Joe ('83-'85)
BAUER, Hank ('64-'68)
DYKES, Jimmy ('54)
HARRIS, Luman ('61)
HITCHCOCK, Billy ('62-'63)
RICHARDS, Paul ('55-'61)
RIPKEN, Cal Sr ('87-'88)
ROBINSON, Frank ('88-)
WEAVER, Earl ('68-'82, '85-'86)

COACHES (38)

ADAIR, Jimmy ('60-'61)
APPLING, Luke ('63)
BAMBERGER, George ('68-'77)
BAUER, Hank ('63)
BRECHEN, Harry ('54-'67)
BUSBY, Jim ('61)
CROWLEY, Terry ('84-'88)
ERMER, Cal ('62)
FREY, Jim ('70-'79)
HARRIS, Luman ('55-'61)
HART, John ('88)
HENDRICKS, Elrod ('78-)
HOSCHET, Vern ('58)
HUNTER, Billy ('64-'77)
JACKSON, Al ('89-)
JOHNSON, Darrell ('62)
LAU, Charlie ('69)
LOLLAR, Sherman ('64-'67)
MCCRAW, Tom ('89-)
MENDOZA, Minnie ('88)
MILLER, Ray ('78-'85)
OATES, Johnny ('89-)
OLIVER, Tom ('54)
RIPKEN, Cal Sr ('76-'86, '89-)
ROBINSON, Brooks ('77)
ROBINSON, Eddie ('59)
ROBINSON, Frank ('78-'80, '85-'87)
ROWE, Ken ('85-'86)
ROWE, Ralph ('81-'84)
SCARBOROUGH, Ray ('68)
SKAFF, Frank ('54)
STALLER, George ('62, '68-'75)
STARRETTE, Herm ('88)
VINCENT, Al ('55-'59)
WEAVER, Earl ('68)
WILEY, Mark ('87)
WILLIAMS, Jimmy ('81-'87)
WOODLING, Gene ('64-'67)

PLAYERS (480)

AASE, Don ('85-'88), RHP
ABRAMS, Cal ('54-'55), OF, L-L
ADAIR, Jerry ('58-'66), 2B, R-R
ADAMS, Bobby ('56), IF, R-R
ADAMSON, Mike ('67-'69), RHP
ALEXANDER, Bob ('55), RHP
ALEXANDER, Doyle ('72-'78), RHP
ANDERSON, Brady ('85-), OF, L-L
ANDERSON, John ('60), RHP
ANDERSON, Mike ('78), OF, R-R
APARICIO, Luis ('63-'67), SS, R-R
ARNOLD, Tony ('86-'87), RHP
AVILA, Bobby ('59), 2B, R-R
AYALA, Benny ('79-'84), OF, R-R
BAILOR, Bob ('75-'76), IF, R-R
BAKER, Frank ('73-'74), IF, L-R
BALLARD, Jeff ('87-), LHP
BAMBERGER, George ('59), RHP
BARBER, Steve ('60-'67), LHP
BARKER, Ray "Buddy" ('60), 1B, L-R
BARNOWSKI, Ed ('65-'66), RHP
BAUTISTA, Jose ('88-), RHP
BAUTISTA, Don ('70-'75), OF, R-R
BEAMON, Charlie ('56-'58), RHP
BEENE, Fred ('68-'70), RHP
BELANGER, Mark ('85-'81), SS, R-R
BELL, Eric ('85-'87), LHP
BELL, Juan ('89-), SS, S-R
BENIQUEZ, Juan ('86), OF, R-R
BERRY, Connie "Neil" ('54), IF, R-R
BERTAINA, Frank ('64-'67, '69), LHP
BESANA, Fred ('56), LHP
BICKFORD, Vern ('54), RHP
BIRNER, Werner "Babe" ('56), RHP
BLAIR, Paul ('64-'76), OF, R-R
BLEFARY, Curt ('65-'68), OF, L-R
BLYZKA, Mike ('54), RHP
BODDICKER, Mike ('80-'88), RHP
BONILLA, Juan ('86), 2B, R-R
BONNER, Bob ('80-'83), IF, R-R
BORDI, Rich ('86), RHP
BOSWELL, Dave ('71-), RHP
BOWENS, Sam ('63-'67), OF, R-R
BOYD, Bob ('56-'60), 1B, L-L
BRABENDER, Gene ('66-'68), RHP
BRADLEY, Phil ('89-), OF, R-R
BRANDT, Jackie ('80-'85), OF, R-R
BREEDING, Marv ('60-'62), 2B, R-R

DOB Birthplace Residence

5/26/32	Detroit, MI	Rochester, NY
7/31/22	E. St Louis, IL	Overland Park, KS
11/10/96	Philadelphia, PA	Died 6/15/76 (79)
1/17/15	New Castle, AL	Vincent, AL
1/17/15	Inverness, AL	Opelika, AL
11/21/08	Waxahachie, TX	Died 5/4/86 (77)
12/17/35	Aberdeen, MD	Aberdeen, MD
8/31/35	Beaumont, TX	Bel Air, CA
8/14/30	St Louis, MO	Hialeah, FL

DOB Birthplace Residence

1/25/07	Waxahachie, TX	Died 12/9/82 (75)
4/2/09	High Point, NC	Cummings, GA
8/1/25	Staten Island, NY	Redington Beach, FL
7/31/22	E. St Louis, IL	Overland Park, KS
10/14/14	Broken Bow, OK	Ada, OK
1/8/27	Kenedy, TX	Millen, GA
2/16/47	Staten Island, NY	Baltimore, MD
11/10/24	Baltimore, MD	Chattanooga, TN
5/26/31	Cleveland, OH	Timonium, MD
1/17/15	New Castle, AL	Vincent, AL
7/21/48	Tampa, FL	Orlando, FL
12/22/40	St Thomas, VI	Randallstown, MD
4/1/22	Brunswick, NE	Plainview, NE
6/4/28	Punxsatawney, PA	Lutherville, MD
12/25/35	Waco, TX	Dix Hills, NY
8/25/28	Horace, NE	Ord, NE
4/12/33	Durham, AR	Died 3/18/84 (50)
8/23/24	Malvern, AR	Died 9/24/77 (53)
11/21/40	Havana, CUBA	Huddleston, VA
11/16/33	Takoma Park, MD	Charlotte, NC
4/30/45	Silva, NC	Quellair, Mike ('69-'76), LHP
1/21/46	Montgomery, AL	
1/15/03	Aberdeen, MD	
12/17/35	Lutherville, MD	
5/18/37	Paris, TX	Fi Worth, TX
12/15/20	Beaumont, TX	Bel Air, CA
8/31/35	Ferndale, MI	Doraville, GA
12/21/33	Newberry, SC	Newberry, SC
7/14/24	Mt Gilead, NC	Died 7/11/82 (64)
7/23/17	LaCrosse, WI	Died 4/12/88 (74)
9/30/13	Rutherford Hgts, PA	Harrisburg, PA
4/1/16	Statesville, NC	Statesville, NC
11/20/38	Birmingham, AL	Beaumont, TX
12/23/06	St Louis, MO	Hialeah, FL
8/14/30	San Diego, CA	Miami Springs, FL
2/28/48	Toronto, ONT, CAN	Joppa, MD
5/15/26		Rensselaer, NY
8/16/22		Akron, OH

DOB Birthplace Residence

9/8/54	Orange, CA	Yorba Linda, CA
3/2/24	Philadelphia, PA	Amagansett, NY
12/17/36	Sand Springs, OK	Died 5/31/87 (50)
12/14/21	Tuolumne, CA	Scottsdale, AZ
9/13/47	San Diego, CA	Moorepark, CA
8/7/22	Vancouver, BC, CAN	Vancouver, B.C., CA
9/4/50	Cordova, AL	Arlington, TX
1/18/64	Silver Spring, MD	Poway, CA
11/23/32	St Paul, MN	
6/22/51	Florence, SC	Florence, SC
4/29/34	Maracaibo, VEN	Maracaibo, VEN
5/3/59	El Paso, TX	Irvine, TX
4/2/24	Vera Cruz, MEX	Vera Cruz, MEX
2/7/51	Yauco, PR	Dorado, PR
7/10/51	Connellsville, PA	Baldwinsville, NY
10/29/46	Meridian, MS	Meridian, MS
8/13/63	Billings, MT	Cockeysville, MD
8/1/25	Staten Island, NY	Redington Beach, FL
2/22/39	Takoma Park, MD	Las Vegas, NV
3/12/36	Martinsburg, WV	Martinsburg, WV
8/23/43	Scranton, PA	Webster, NY
7/24/64	Bani, DOMR	Bani, DOMR
6/28/49	Austin, TX	Ventura, CA
12/15/34	Oakland, CA	Palo Alto, CA
12/14/42	Angleton, TX	Oakhurst, TX
6/8/44	Pittsfield, MA	Timonium, MD
10/27/63	Modesto, CA	Modesto, CA
3/29/68	SP de Macoris, DR	SP de Macoris, DR
5/13/50	San Sebastian, PR	Carolina, PR
1/11/22	Kalamazoo, MI	Kalamazoo, MI
4/14/44	San Francisco, CA	San Francisco, CA
4/5/31	Lincoln, CA	Roseville, CA
8/17/20	Hellier, KY	Died 5/6/80 (39)
7/4/28	Buffalo, NY	Williamsburg, NY
2/1/44	Cushing, OK	Baltimore, MD
7/5/43	Brooklyn, NY	FL Lauderdale, FL
12/25/28	Hantramack, MI	Cheyenne, WY
8/23/57	Cedar Rapids, IA	Framingham, MA
1/12/56	Santurce, PR	Quincy, FL
8/12/56	Uvalde, TX	Rochester, NY
4/18/59	San Francisco, CA	San Francisco, CA
1/20/45	Baltimore, MD	Joppa, MD
3/23/39	Wilmington, NC	Leland, NC
10/1/26	Potts Camp, MS	Whitita, KS
8/1/84	Madison, WI	Black Earth, WI
3/11/59	Bloomington, IN	Columbia, MO
4/28/34	Omaha, NE	Omaha, NE
3/8/34	Decatur, AL	Decatur, AL

PLAYERS (480)

BRIDEWESER, Jim ('54-'57), IF, R-R
BRILES, Nellie ('77-'78), RHP
BROWN, Dick ('63-'65), C, R-R
BROWN, Hal "Skinny" ('55-'62), RHP
BROWN, Larry ('73), IF, R-R
BROWN, Mark ('84), RHP
BRUNET, George ('63), LHP
BUFORD, Don ('68-'72), OF, S-R
BUMBRY, Al ('72-'84), OF, L-R
BUNKER, Wally ('63-'68), RHP
BURKE, Leo ('58-'59), IF, OF, R-R
BURLESIDE, Pete ('63), LHP
BUSBY, Jim ('57-'58, '60-'61), OF, R-R
BUZHARDT, John ('67), RHP
BYRD, Harry ('55), RHP

CABELL, Enos ('72-'74), IF, R-R
CARRASQUEL, Alfonso "Chico" ('59), SS, R-R
CARREON, Camilo ('66), C, R-R
CASTLEMAN, Foster ('58), IF, R-R
CAUSEY, Wayne ('55-'57), IF, L-R
CECCARELLI, Art ('57), LHP
CHAKALES, Bob ('54-), RHP
CHEVEZ, Tony ('77), RHP
CHISM, Tom ('79), 1B, L-L
CIMOLI, Gino ('64), OF, R-R
COAN, Gil ('54-'55), OF, R-R
COGGINS, Richie ('72-'74), OF, L-L
COLEMAN, Joe ('54-'55), RHP
COLEMAN, Walter "Rip" ('59-'60), LHP
CONNALLY, Fritz ('85), 3B, R-R
CONSUEGRA, Sandalo "Sandy" ('56-'57), RHP

CORSETT, Doug ('87), RHP
COREY, Mark ('79-'81), OF, R-R
COURTNEY, Clint ('54, '60-'61), C, L-R
COX, Billy ('55), 3B, R-R
CRISCIONE, Dave ('77), C, R-R
CROWLEY, Terry ('69-'73, '76-'82), 1B-OF, L-L
CRUZ, Todd ('83-'84), 3B, R-R
CUELLAR, Mike ('69-'76), LHP
DAGRES, Angelo ('55), OF, L-L
DALRYMPLE, Clay ('69-'71), C, L-R
DAUER, Rich ('76-'85), 2B, R-R
DAVANON, Jerry ('71), IF, R-R
DAVIS, George "Storm" ('82-'86), RHP
DAVIS, Tommy ('72-'75), DH, R-R
DAVIS, Wallace ('73-'81), OF, R-R
DEJONES, Doug ('73-'81), 3B, R-R
DELEON, Luis ('87), RHP
DELOCK, Ike ('63), RHP
DEMPSIE, Rick ('76-'86), C, R-R
DEVEREAUX, Mike ('89-), OF, R-R
DIERING, Chuck ('54-'56), OF, R-R
DILLARD, Gordon ('88), LHP
DILLMAN, Bill ('67), RHP
DIMMEL, Mike ('77-'78), OF, R-R
DIXON, Ken ('84-'87), RHP
DOBSON, Pat ('71-'72), RHP
DODD, Tom ('86), DH-PH, R-R
DORISH, Harry ('55-'56), RHP
DRABOWSKY, Myron "Moe" ('66-'68, '70-), RHP

DRAGO, Dick ('77), RHP
DROPP, Walt ('58-'61), 1B, R-R
DUKES, Tom ('71), RHP
DUNCAN, Dave ('75-'76), C, R-R
DUREN, Ryne ('54), RHP
DURHAM, Joe ('54, '57), OF, R-R
DWYER, Jim ('81-'88), OF, L-L
DYCK, Jim ('55-'56), OF, R-R
EPSTEIN, Mike ('66-'67), 1B, L-L
ESGIAN, Chuck ('61), OF, R-R
ESTRADA, Chuck ('60-'64), RHP
ETCHEBARREN, Andy ('62, '65-'75), C, R-R
EVERS, Walter "Hoot" ('55-'56), OF, R-R

FARMER, Ed ('77), RHP
FERNANDEZ, Lorenzo "Chico" ('68), IF, R-R
FERRARESE, Don ('55-'57), LHP
FINIGAN, Jim ('59), 3B, R-R
FINLEY, Steve ('89-), OF, L-L
FIORIE, Mike ('68), 1B, L-L
FISHER, Eddie ('66-'67), RHP
FISHER, Jack ('59-'62), RHP
FISHER, Tom ('67), RHP
FLANAGAN, Mike ('75-'87), LHP
FLINN, John ('78-'79, '82), RHP
FLOYD, Bobby ('68-'70), IF, R-R
FOILES, Hank ('61), C, R-R
FORD, Dan ('82-'85), OF, R-R
FORD, Dave ('78-'81), RHP
FORNIELES, Mike ('56-'57), RHP
FOX, Howie ('54), RHP
FRANCONA, John "Tito" ('56-'57), OF-1B, L-L
FRAZIER, Joe ('56), OF, L-R
FREED, Roger ('70), 1B-OF, R-R
FRIDLEY, Jim ('54), OF, R-R
FULLER, Jim ('73-'74), OF, R-R

GAINES, Joe ('63-'64), OF, R-R
GARCIA, Alfonso "Kiko" ('76-'80), IF, R-R
GARCIA, Vinicio "Chico" ('54), 2B, R-R
GARDNER, Billy ('56-'59), 2B, R-R
GARLAND, Wayne ('73-'76), RHP
GASTALL, Tom ('55-'56), C, R-R
GENTILE, Jim ('60-'63), 1B, L-L
GERHART, Ken ('86-'88), OF, R-R
GILLIFORD, Paul ('67), LHP

DOB Birthplace

2/13/27	Lancaster, OH
8/5/43	Dorris, CA
1/17/35	Shinnston, WV
12/11/24	Greensboro, NC
3/1/40	Shinnston, WV
7/13/59	Bellevue Falls, VT
6/8/35	Houghton, MI
2/2/37	Linden, TX
4/21/47	Fredericksburg, VA
12/5/45	Seattle, WA
5/6/34	Hagerstown, MD
4/29/51	Lynwood, CA
7/2/30	Evanston, IL
1/8/27	Kenedy, TX
8/17/36	Prosperity, SC
2/3/25	Darlington, SC

10/8/49	Fl Riley, KS
1/23/26	Caracas, VEN

8/6/37	Colton, CA
1/1/31	Nashville, TN
12/26/38	Ruston, LA
4/2/30	New Haven, CT
8/10/27	Asheville, NC
6/20/54	Telica, NIC
5/9/54	Chester, PA
12/18/29	San Francisco, CA
5/18/22	Monroe, NC
12/7/50	Indianapolis, IN
7/30/22	Medford, MA
7/31/31	Troy, NY
5/19/58	Bryan, TX
9/3/20	Potrerrillo, CUBA

11/4/52	Sarasota, FL
11/3/55	Tucumcari, NM
3/16/27	Hall Summit, LA
8/29/19	Newport, PA
9/21/51	Dunkirk, NY
2/16/47	Staten Island, NY

11/23/55	Highland Park, MI
5/8/37	Las Villas, CUBA

8/22/34	Newburyport, MA
12/3/36	Chico, CA
7/27/52	San Bernardino, CA
8/21/45	Oceanside, CA
12/26/61	Dallas, TX
3/21/39	Brooklyn, NY
6/19/58	Williamston, NC
8/29/50	Burbank, CA
8/19/57	Ponce, PR
11/1/29	Highland Park, MI
9/13/49	Fayetteville, TN
4/10/63	Casper, WY
2/5/23	St Louis, MO
5/20/64	Salinas, CA
5/25/45	Trenton, NJ

10/18/54	Albert Lea, MN
10/17/60	Monroe, VA
2/12/42	DePew, NY
8/15/58	Portland, OR
7/13/21	Swoyersville, PA
7/21/35	Ozama, POLAND

6/25/45	Toledo, OH
10/3/23	Moosup, CT
8/31/42	Knoxville, TN
9/26/45	Dallas, TX
2/22/29	Cazenovia, WI
7/31/31	Newport News, VA
1/3/50	Evergreen Park, IL
2/3/22	Omaha, NE
4/4/43	Bronx, NY
8/9/31	Boston, MA
2/15/38	San Luis Obispo, CA
6/20/43	Whittier, CA
2/8/21	St Louis, MO

10/18/49	Evergreen Park, IL
4/23/39	Havana, CUBA
8/19/29	Oakland, CA
8/19/28	Quincy, IL
5/12/65	Union City, TN
10/11/44	Brooklyn, NY
7/18/36	Shreveport, LA
3/4/36	Frostburg, MD
4/4/42	Cleveland, OH
12/16/51	Manchester, NH
9/2/54	Merced, CA
10/20/43	Hawthorne, CA
6/10/29	Richmond, VA
5/19/52	Los Angeles, CA
12/29/56	Cleveland, OH
1/18/32	Havana, CUBA
3/1/21	Coburg, OR
11/4/43	Aliquippa, PA

10/6/22	Liberty, NC
6/2/46	Los Angeles, CA
9/6/24	Phillippi, WV
11/28/50	Bethesda, MD
11/22/36	Bryan, TX
10/14/53	Martinez, CA
12/24/24	Vera Cruz, MEX
7/19/27	Waterford, CT
10/26/50	Nashville, TN
6/13/32	Fall River, MA
6/3/34	San Francisco, CA
5/19/61	Charleston, SC
11/2/45	Bryn Mawr, PA

Residence

Died 8/25/89 (62)
Greensburg, PA
Died 4/12/70 (35)
Greensboro, NC
West Palm Beach, FL
N. Walpole, NH
Anaheim, CA
Sherman Oaks, CA
Lutherville, MD
Lansley, VA
Hagerstown, MD
La Habra Hgts, CA
Wilmette, IL
Millen, GA
Prosperity, SC
Died 5/14

ALL TIME ORIOLES ROSTER 1954 thru 1989 (36 SEASONS)

PLAYERS (480)

GINSBERG, Myron "Joe" ('56-'60), C, L-R
GONZALES, Rene "Gonzo" ('87-), IF, R-R
GOODMAN, Billy ('57), IF-OF, L-R
GRAHAM, Dan ('80-'81), C-3B, L-R
GRAY, Ted ('55), LHP
GREEN, Gene ('60), OF-C, R-R
GREEN, Lenny ('57-'58, '64), OF, L-L
GRICH, Bob ('70-'76, '28, '64), OF, L-L
GRIFFIN, Mike ('87), RHP
GRIMSLEY, Ross ('74-'77, '82), LHP
GROSS, Wayne ('84-'85), 3B, L-R
GULLIVER, Glenn ('82-'83), 3B, L-R
GUTIERREZ, Jackie ('86-'87), IF, R-R

HABYAN, John ('85-'88), RHP
HADIX, Harvey ('64-'65), LHP
HALE, Bob ('55-'59), 1B, L-L
HALL, Dick ('61-'66, '69-'71), RHP
HAMRIC, Bert ('58-'60), OF, L-R
HANLEY, Larry ('66-'68), C, R-R
HANSEN, Ron ('58-'62), SS, R-R
HARDIN, Jim ('67-'71), RHP
HARLOW, Larry ('75-'79), OF, L-L
HARNISCH, Pete ('89-), RHP
HARPER, Tommy ('78), DH, R-R
HARRISON, Bob ('55-'56), RHP
HARRISON, Roric ('72), RHP
HARSHMAN, Jack ('58-'59), LHP
HART, Mike L. ('87), OF, L-L
HARTZELL, Paul ('80), RHP
HATTON, Brady ('56), IF, L-R
HAVENS, Brad ('85-'88), LHP
HAZEWOOD, Drungo ('80), OF, R-R
HEARD, Jehosie ('54), LHP
HELD, Mel ('56), RHP
HELD, Woodson "Woodie" ('66-'67), IF-OF, R-R

HENDRICKS, Elrod ('68-'72, '73-'76, '78-'79), C, L-R
HERNANDEZ, Leo ('82-'83, '85), 3B, R-R
HERZOG, Dorrel "Whitey" ('61-'62), OF, L-L
HICKEY, Kevin ('89-), LHP
HOEFT, Billy ('59-'62), LHP
HOLLES, Chris ('89-), C, R-R
HOLDSWORTH, Fred ('76-'77), RHP
HOLTEN, Brian ('89-), RHP
HOLTZMAN, Ken ('76), LHP
HOOD, Don ('73-'74), LHP
HOUTTEMAN, Art ('57), RHP
HOWARD, Bruce ('88), RHP
HUDLER, Rex ('86), IF, R-R
HUFFMAN, Phil ('85), RHP
HUGHES, Keith ('88), OF, L-L
HUISMANN, Mark ('89), RHP
HULETT, Tim ('89-), IF, R-R
HUNTER, Billy ('54), SS, R-R
HUPPERT, Dave ('83), C, R-R
HUTTO, Jim ('75), C, R-R
HYDE, Dick ('61), RHP

JACKSON, Grant ('71-'76), LHP
JACKSON, Lou ('64), OF, L-L
JACKSON, Reggie ('76), OF, L-L
JACKSON, Ron ('84), IF, R-R
JEFFERSON, Jesse ('73-'79), RHP
JEFFERSON, Steve ('89-), OF, S-R
JOHNSON, Bob ('83-'87), IF, R-R
JOHNSON, Clifford "Connie" ('56-'58), RHP
JOHNSON, Darrell ('82), C, R-R
JOHNSON, Davey ('65-'72), 2B, R-R
JOHNSON, Dave ('89-), RHP
JOHNSON, David ('74-'75), RHP
JOHNSON, Don ('55), RHP
JOHNSON, Ernie ('80), RHP
JONES, Gordon ('60-'61), RHP
JONES, O'Dell ('86), RHP
JONES, Ricky ('86), IF, R-R
JONES, "Sad Sam" ('64), RHP

KELL, George ('56-'57), 3B, R-R
KELLERT, Frank ('54), 1B, R-R
KELLY, Pat ('77-'80), OF, L-L
KENNEDY, Bob ('54-'55), 3B, R-R
KENNEDY, Terry ('87-'88), C, L-R
KERRIGAN, Joe ('78, '80), RHP
KIRKLAND, Mike ('86-'87), LHP
KIRKLAND, Willie ('64), OF, L-R
KLAUS, Billy ('59-'60), IF, L-R
KNIGHT, Ray ('87), 3B, R-R
KNOWLES, Darold ('65), LHP
KOKOS, Dick ('54), OF, L-L
KOSLO (Koslowski), George "Dave" ('54), LHP

KRENCHICKI, Wayne ('79-'81), IF, L-R
KRETLOW, Lou ('54-'55), RHP
KRYHOSKI, Dick ('54), 1B, L-L
KUZAVA, Bob ('54-'55), LHP
LACY, Lee ('85-'87), OF, R-R
LANDRITH, Hobert "Hobie" ('62-'63), C, L-R
LANDRUM, Terry "Tito" ('83, '88), OF, R-R
LARSEN, Don ('54, '65), RHP
LAU, Charlie ('61-'63, '64-'67), C, L-R
LEHEW, Jim ('61-'62), RHP
LEHMAN, Ken ('57-'58), LHP
LENNARDT, Don ('54), OF, R-R
LENNARDT, Dave ('67-'72), RHP
LEPPERT, Don E. ('55), 2B, L-R
LITTLEFIELD, Dick ('54), LHP
LOCKE, Charlie ('85), RHP

DOB

10/11/26 New York, NY
9/23/60 Austin, TX
3/22/26 Concord, NC
7/19/54 Ray, AZ
12/31/24 Detroit, MI
6/28/33 Los Angeles, CA
1/6/33 Detroit, MI
1/15/49 Muskegon, MI
6/26/57 Colusa, CA
1/7/50 Topeka, KS
1/14/52 Riverside, CA
10/15/54 Detroit, MI
6/27/60 Cartagena, COL

1/29/63 Bay Shore, NY
9/18/25 Medway, OH
11/7/33 Sarasota, FL
9/27/30 St Louis, MO
3/1/28 Clarksburg, WV
11/19/42 Charlotteville, VA
4/5/38 Morris Chapel, TN
11/13/51 Oxford, NE
8/6/43 Colorado Springs, CO
9/23/66 Commack, NY
10/14/40 Oak Grove, LA
9/22/30 St Louis, MO
9/20/46 Los Angeles, CA
7/12/27 San Diego, CA
2/17/58 Milwaukee, WI
11/2/53 Bloomburg, PA
10/7/22 Beaumont, TX
11/17/59 Highland Park, MI
9/1/59 Mobile, AL
1/17/20 Atlanta, GA
4/12/29 Edon, OH
3/25/32 Sacramento, CA

12/22/40 St Thomas, VI
11/6/59 Santa Lucia, VEN
11/9/31 New Athens, IL
2/25/56 Chicago, IL
5/17/32 Oshkosh, IL
3/20/65 Bowling Green, OH
5/29/52 Detroit, MI
11/29/59 McKeessport, PA
11/3/45 St Louis, MO
10/18/49 Florence, SC
8/7/27 Detroit, MI
3/23/43 Salisbury, MD
9/2/60 Tempe, AZ
6/20/58 Freeport, TX
9/12/63 Bryn Mawr, PA
5/11/58 Lincoln, NE
1/12/60 Springfield, IL
6/4/28 Punksutawney, PA
4/1/57 Southgate, CA
10/17/47 Norfolk, VA
8/3/28 Hindsboro, IL

9/28/42 Fostoria, OH
7/28/35 Riverton, LA
5/18/46 Wyncote, PA
5/9/53 Birmingham, AL
3/3/49 Midlothian, VA
12/4/62 New York, NY
3/4/36 Omaha, NE
12/27/22 Stone Mountain, GA
8/25/28 Horace, NE
1/30/43 Orlando, FL
10/24/59 Baltimore, MD
10/14/48 Abilene, TX
11/12/26 Portland, OR
6/18/24 Brattleboro, VT
4/2/30 Portland, OR
1/13/53 Tulare, CA
6/4/58 Tupelo, MS
12/14/25 Stewartsville, OH

8/23/22 Swifton, AR
7/6/24 Oklahoma City, OK
7/30/44 Philadelphia, PA
8/18/20 Chicago, IL
6/4/56 Euclid, OH
11/30/54 Philadelphia, PA
4/1/58 Seattle, WA
2/17/34 Siluria, AL
12/9/28 Fox Lake, IL
12/28/52 Albany, GA
2/28/28 Brunswick, MO
3/31/20 Chicago, IL
3/31/20 Menasha, WI

9/17/54 Trenton, NJ
6/27/23 Apache, OK
3/24/25 Leonia, NJ
5/28/23 Wyandotte, MI
4/10/48 Longview, TX
3/16/30 Decatur, IL
10/25/54 Joplin, MO
8/7/29 Michigan City, IN
4/12/33 Romulus, MI
8/19/37 Baltimore, MD
6/10/28 Seattle, WA
10/14/22 Alton, IL
1/22/42 Arlington, VA
11/20/30 Memphis, TN
3/18/26 Detroit, MI
5/5/32 Malden, MO

Residence

Punta Gorda, FL
Covina, CA
Died 10/18/84 (58)
Malmee, OH
Clarkston, MI
Died 5/23/81 (47)
Detroit, MI
Long Beach, CA
Hawthorne, NJ
Towson, MD
Danville, CA
Allen Park, MI
Miami, FL

Brentwood, NY
Springfield, OH
Park Ridge, IL
Timonium, MD
Died 8/8/84 (58)
Barboursville, WV
Baldwin, MD
West Palm Beach, FL
Norco, CA
Commack, NY
Sharon, MA
Scottsdale, AZ
San Diego, CA
West Allie, WI
San Rafael, CA
Houston, TX
Royal Oak, MI

Birmingham, AL
Edon, OH
Dubois, WI
Randallstown, MD
Edo Miranda, VEI
Blue Springs, MO
Wheaton, IL
Livonia, MI
Wayne, OH
Chelsea, MI
Hunt Valley, MD
Buffalo Grove, MI
Florence, SC
Detroit, MI
Sarasota, FL
Fresno, CA
Lake Jackson, TX
Paoli, PA
Aurora, CO
Springfield, IL
Lutherville, MD
Zephyr Hill, FL
Champaign, IL

Pittsburgh, PA
Died 5/27/89 (33)
Monterey, CA
Irvine, CA
Midlothian, VA
Bronx, NY
St Paul, MN
Kansas City, MO
OR, NE
Winter Park, FL
Baltimore, MD
Abilene, TX
Portland, OR
Crabapple, GA
Sacramento, CA
Beaverton, OR
Decatur, GA
Died 11/5/71 (45)

Swifton, AR
Died 11/19/76 (52)
Timonium, MD
Mesa, AZ
San Diego, CA
Daly City, CA
Seattle, WA
Detroit, MI
Sarasota, FL
Albany, GA
St Petersburg, FL
Died 4/9/86 (58)
Died 12/17/75 (55)
Tampa, FL
Enid, OK
Birmingham, MI
Wyandotte, MI

Calabasas Park, CA
Bloomfield Hills, MI
St Louis, MO
Morgan Hill, CA
Died 3/18/84 (50)
Essex, MD
Sedro Wooley, WA
St Louis, MO
Beverly, MA
Memphis, TN
Detroit, MI
Poplar Bluff, MO

PLAYERS (480)

LOCKMAN, Carroll "Whitey" ('59), 1B, L-R
LOES, Billy ('56-'59), RHP
LOPAT, Eddie ('55), LHP
LOPEZ, Carlos ('78), OF, R-R
LOPEZ, Marcelino ('67, '69-'70), LHP
LOWENSTEIN, John ('79-'85), OF, L-R
LUEBBER, Steve ('81), RHP
LUEBKE, Dick ('62), LHP
LYNN, Fred ('85-'88), OF, L-L

MABE, Bobbie ('60), RHP
MADDOX, Elliott ('77), OF-3B, R-R
MAJESKI, Hank ('55), 3B, R-R
MARQUIS, Roger ('55), OF, L-L
MARSH, Fred ('55-'56), IF, R-R
MARSHALL, Jim ('58), 1B, L-L
MARTIN, Morrie ('56), LHP
MARTINEZ, Dennis ('76-'86), RHP
MARTINEZ, Felix "Tippy" ('76-'86), LHP
MATCHICK, Tom ('72), 3B, L-R
MAXWELL, Charlie ('55), OF, L-L
MAY, Dave ('67-'70), OF, L-R
MAY, Lee ('75-'80), 1B, R-R
MAY, Rudy ('76-'77), LHP
McCORMICK, Mike ('53-'64), LHP
McDONALD, Ben ('69-), RHP
McDONALD, Jim ('55), RHP
McGREGOR, Scott ('76-'88), LHP
McGUIRE, Mickey ('62, '67), IF, R-R
McNALLY, Dave ('62-'74), LHP
MELE, Sam ('54), OF, R-R
MELENDEZ, Francisco ('89-), 1B, L-L
MELVIN, Bob ('89-), C, R-R
MESA, Jose ('87), RHP
West Allie, WI
MILACKI, Bob ('88-), RHP
MILLER, Bill ('55), LHP
MILLER, Dyan ('75-'77), RHP
MILLER, John ('62-'63, '65-'67), RHP
MILLER, Randy ('77), RHP
MILLER, Stu ('63-'67), RHP
MILLIGAN, Randy ('81-'82), C-3B, R-R
MIRABELLA, Paul ('83), LHP
MIRANDA, Willy ('55-'59), SS, R-R
MITCHELL, Paul ('75), RHP
MOELLER, Ron ('56-'58), LHP
MOLINARO, Bob ('79), OF, L-R
MOORE, Ray ('55-'57), RHP
MORA, Andres ('76-'78), OF, R-R
MORALES, Jose ('81-'82), C-3B, R-R
MORELAND, Keith ('89), DH, R-R
MORGAN, Mike ('88), RHP
MOROGIELLO, Dan ('83), LHP
MORRIS, John ('68), LHP
MOSS, Les ('54-'55), C, R-R
MOTTON, Curt ('67-'71, '73-'74), OF, R-R
MURRAY, Eddie ('77-'88), 1B, S-R
MURRAY, Ray ('54), C, R-R
MUSER, Tony ('75-'77), 1B, L-L

NARUM, Leslie "Buster" ('63), RHP
NELSON, Bob ('55-'57), OF
NELSON, Roger ('68), RHP
NICHOLS, Carl ('86-'88), C, R-R
NICHOLSON, Dave ('60, '62), OF, R-R
NIEDENFUER, Tom ('87-'88), RHP
NIEMAN, Bob ('56-'59), OF, R-R
NOLAN, Joe ('82-'85), C, L-R
NOLES, Dickie ('88), RHP
NORTHBROOK, Tim ('74-'76), IF, R-R
NORTHROP, Jim ('74-'75), OF, L-R
OATES, Johnny ('70, '72), C, L-R
O'CONNOR, Jack ('87), LHP
O'DELL, Billy ('54, '56-'59), LHP
O'DONOHUE, John ('68), LHP
OERTEL, Chuck ('58), OF, L-R
OLIVER, Bob ('74), OF, R-R
OLSON, Gregg ('88-), RHP
O'MALLEY, Tom ('85-'86), 3B, L-R
ORSINO, John ('83-'85), C, R-R
ORSULAK, Joe ('88-), OF, L-L

PACELLA, John ('84), RHP
PAGAN, Dave ('76), RHP
PALICA, Erv ('55-'56), RHP
PALMER, Jim ('65-'67, '69-'84), RHP
PAPA, John ('61-'62), RHP
PAPPAS, Milt ('57-'65), RHP
PARDO, Al ('85-'86), C, S-R
PARIS, Kelly ('85-'86), IF, S-R
PARROTT, Mike ('77), RHP
PATTON, Tom ('57), C, R-R
PEARSON, Albie ('59-'60), OF, L-L
PENA, Orlando ('71, '73), RHP

PERAZA, Oswald ('88), RHP
PETERSON, Carl "Buddy" ('57), IF, R-R
PHILLEY, Dave ('55-'56, '60-'61), OF-1B, S-R
PHOEBUS, Tom ('66-'70), RHP
PHILARIC, Al ('57-'60), OF, L-L
PHILLETTE, Duane ('54-'55), RHP
PINELLA, Lou ('84), OF, R-R
POPE, Dave ('55-'56), OF, L-R
ORTOCARRERO, Arnie ('58-'60), RHP
OWELL, John "Boog" ('61-'74), 1B, L-R
OWERS, John ('60), OF, L-R
OWIS, Carl ('57), OF, R-R
YBURN, Jim ('55-'57), OF, R-R

JURK, Art ('62), LHP
JURK, Jamie ('89), C, L-R

DOB

7/25/26 Lowell, NC
12/13/29 Long Isnd City, NY
6/21/18 New York, NY
9/27/50 Mazatlan, MEX
9/23/43 Havana, CUBA
1/17/47 Wolf Point, MT
7/9/49 Clinton, MO
4/8/35 Chicago, IL
2/3/52 Chicago, IL

10/8/29 Danville, VA
12/21/47 Orange, NJ
12/13/16 Staten Island, NY
4/5/37 Holyoke, MA
1/5/24 Valley Falls, KS
5/25/32 Danville, IL
9/23/22 Dixon, MO
5/14/55 Granada, NIC
5/31/50 LaJunta, CO
9/7/43 Hazelton, PA
4/8/27 Lawton, MI
12/23/43 New Castle, DE
3/23/43 Birmingham, AL
7/18/44 Coffeyville, KS
9/29/38 Pasadena, CA
11/24/67 Baton Rouge, LA
5/17/27 Grants Pass, OR
1/18/54 Inglewood, CA
1/18/41 Dayton, OH
10/31/42 Billings, MT
1/21/23 Astoria, NY
1/25/64 Rio Piedras, PR
10/28/61 Palo Alto, CA
5/22/66 Pueblo Viejo, DOMR
9/11/26 Burlington, NJ
7/28/64 Trenton, NJ
7/26/26 Minersville, PA
5/29/46 Batesville, IN
5/30/41 Baltimore, MD
3/18/53 Oxnard, CA
12/28/27 Northampton, MA
11/27/61 San Diego, CA
3/20/54 Belleville, NJ
5/24/26 Velasco, CUBA
8/19/49 Worcester, MA
10/13/38 Cincinnati, OH
5/21/50 Newark, NJ
6/1/26 Meadows, MD
5/25/55 Rio Bravo, MEX
12/30/44 Fredericks, VI
5/2/54 Dallas, TX
10/8/59 Tulare, CA
8/23/41 Brooklyn, NY
5/14/25 Lewes, DE
9/24/40 Tulsa, OK
2/24/56 Darnell, LA
10/12/17 Los Angeles, CA
8/1/47 Spring Hope, NC
Van Nuys, CA

11/16/40 Philadelphia, PA
8/7/36 Dallas, TX
6/7/44 Altadena, CA
10/14/62 Los Angeles, CA
8/29/39 St Louis, MO
8/13/59 St Louis Park, MN
1/26/27 Cincinnati, OH
5/12/51 St Louis, MO
11/19/56 Charlotte, NC
7/7/49 Baltimore, MD
11/24/39 Breckenridge, MI

12/14/66 Sylva, NC
6/2/58 29 Palms, CA
2/10/33 Whitmore, SC
10/7/39 Kansas City, MO
3/12/31 Coffeyville, KS
2/28/43 Shreveport, LA
10/11/66 Omaha, NE
12/25/60 Orange, NJ
4/22/38 Teaneck, NJ
5/31/62 Glen Ridge, NJ

9/15/56 Brooklyn, NY
9/15/49 Nipawin, SASK, CAN
2/9/28 Lomita, CA
10/15/45 New York, NY
12/5/40 Bridgeport, CT
5/1/39 Detroit, MI
9/8/62 Oviedo, SPAIN
10/17/57 Encino, CA
12/6/54 Oxnard, CA
9/5/35 Honey Brook, PA
9/12/34 Alhambra, CA
11/17/33 Victoria de las Tunas, CUBA

10/19/62 Puerto Cabello, VEN
4/23/25 Portland, OR
5/16/20 Paris, TX
4/7/42 Baltimore, MD
7/1/30 Whiting, IN
7/4/22 St John, IN
8/28/43 San Jose, CA
6/17/25 Allendale, NJ
7/5/31 Cleveland, OH
7/5/31 Died 7/21/86 (55)
8/17/41 Key West, FL
7/8/29 Birmingham, AL
1/11/28 Philadelphia, AL
11/1/32 Fairfield, AL

4/11/38 Providence, RI
10/22/54 Whittier, CA

Birthplace

Scottsdale, AZ
Astoria, NY
Hillsdale, NY
Mexico City, MEX
Hialeah, FL
Las Vegas, NV
Joplin, MO
Died 12/4/74 (39)
Rancho Mirage, CA

Danville, VA
Guttenberg, NJ
Staten Island, NY
Holyoke, MA
Corry, PA
Scottsdale, AZ
Washington, MO
Miami, FL
Towson, MD
Toledo, OH
Paw Paw, MI
New Castle, DE
Cincinnati, OH
North Fork, CA
Cupertino, CA
Denham Springs, LA
Downey, CA
Towson, MD
Dayton, OH
Billings, MT
Quincy, MA
Juana Diaz, PR
Germantown, TN
Azua, DOMR
Huntingdon Valley, PA
Lake Havasu, AZ
Hatboro, PA
Greensburg, IN
Baltimore, MD

Cameron Park, CA
Baltimore, MD
Clifton, NJ
Baltimore, MD
Berlin, ME
Cincinnati, OH
Del Ray Beach, FL
Upper Marlboro, MD
Caguas, PR
Deerfield, IL
Ogden, UT
Brooklyn, NY
Milton, DE
Longwood, FL
Webster, NY
Los Angeles, CA
Kennedale, TX
Los Alamitos, CA

Clearwater, FL
Dallas, TX
Shawnee, KS
Compton, CA
Schamburg, IL
Beverly Hills, CA
Died 3/10/85 (58)
St Louis, MO
Arlington, TX
Baltimore, MD
Pontiac, MI

Colonial Heights, VA
River Falls, WI
Newberry, SC
New Castle, DE
Clarkston, MI
Anaheim, CA
Omaha, NE
Montoursville, PA
Boynton Beach, FL
Timonium, MD

Westerville, OH
Nipawin, SASK, CAN
Died 5/29/82 (54)
Brooklandville, MD
Huntington, CT
Wheaton, IL
Tampa, FL
Channel Island, CA
Lyons, CO
Honey Brook, PA
Lindale, TX
Key Biscayne, FL

ALL TIME ORIOLES ROSTER 1954 thru 1989 (36 SEASONS)

PLAYERS (480)

RAMIREZ, Allan ('83), RHP
RAYFORD, Floyd ('80, '82, '84-'87), 3B-C, R-R
REINBACH, Mike ('74), OF, L-R
RETTENMUND, Merv ('68-'73), OF, R-R
REYNOLDS, Bob ('72-'75), RHP
RICE, Del ('60), C, R-R
RICHERT, Pete ('67-'71), LHP
RINEER, Jeff ('79), LHP
RIPKEN, Bill ('87-), 2B, R-R
RIPKEN, Cal Jr ('81-), SS, R-R
ROBERTS, Robin ('62-'65), RHP
ROBINSON, Brooks ('55-'77), 3B, R-R
ROBINSON, Earl ('61-'62, '64), OF, R-R
ROBINSON, Eddie ('68-'69), 1B, L-R
ROBINSON, Frank ('66-'71), OF, R-R
ROBLES, Sergio ('72-'73), C, R-R
RODRIGUEZ, Aurelio ('83), 3B, R-R
RODRIGUEZ, Vic ('84), 2B, R-R
ROENICKE, Gary ('78-'85), OF, R-R
ROGOVIN, Saul ('55), RHP
ROWDON, Wade ('68), 3B, R-R
ROWE, Ken ('64-'65), RHP
ROYSTER, Willie ('81), C, R-R
ROZNOVSKY, Vic ('66-'67), C, L-R
RUDOLPH, Ken ('77), C, R-R
SAKATA, Lenn ('80-'85), IF, R-R
SALMON, Rutherford 'Chico' ('69-'72), IF, R-R
SANCHEZ, Orlando ('84), C, L-R
SAVERINE, Bob ('59, '62-'64), IF-OF, S-R
SCHALLLOCK, Art ('55), LHP
SCHERRER, Bill ('88), LHP
SCHILLING, Curt ('88-), RHP
SCHMIDT, Dave ('87-'89), RHP
SCHMITZ, Johnny ('58), LHP
SCHNEIDER, Jeff ('81), LHP
SCHU, Rick ('88-'89), 3B, R-R
SCOTT, Ralph "Mickey" ('72-'73), LHP
SEGRIST, Kal ('55), IF, R-R
SEVERINSEN, Al ('69), RHP
SHEETS, Larry ('84-'89), OF-DH, L-R
SHELBY, John ('81-'87), OF, S-R
SHETRONE, Barry ('59-'62), OF, L-R
SHOPAY, Tom ('71-'72, '75-'77), OF, L-R
SHORT, Billy ('62-'66), LHP
SIEBERN, Norm ('64-'65), 1B, L-R
SIMMONS, Nelson ('87), OF, S-R
SINGLETON, Ken ('75-'84), OF, S-R
SISK, Doug ('88), RHP
SKAGGS, Dave ('77-'80), C, R-R
SLEATER, Lou ('58), LHP
SMITH, Al ('63), OF, R-R
SMITH, Billy ('77-'80), 2B, S-R
SMITH, Hal ('55-'56), C, R-R
SMITH, Mike ('89-), RHP
SMITH, Nate ('62), C, R-R
SNELL, Nate ('84-'86), RHP
SNYDER, Russ ('61-'67), OF, L-R
STANHOUSE, Don ('78-'79, '82), RHP
STANICEK, Pete ('87-'88), IF-OF, S-R
STARRETTE, Herm ('63-'65), RHP
STEPFERO, John ('83-'86), C, L-R
STEPHENS, Gene ('60-'61), OF, L-R
STEPHENS, Vern ('54-'55), 3B, R-R
STEPHENSON, Earl ('77-'78), LHP
STEWART, Sammy ('78-'85), RHP
STILLMAN, Royle ('75-'76), 1B-DH, L-L
STOCK, Wes ('59-'64), RHP
STODDARD, Tim ('78-'83), RHP
STONE, Dean ('63), LHP
STONE, Jeff ('88), OF, L-R
STONE, Steve ('79-'81), RHP
STUART, Marlin ('54), RHP
SUNDIN, Gordon ('56), RHP
SWAGGERTY, Bill ('83-'86), RHP
TASBY, Willie ('58-'60), OF, R-R
TAYLOR, Joe ('58-'59), OF, L-L
TEMPLE, Johnny ('62), 2B, R-R
TETTERTON, Mickey ('88-), C, S-R
THOMAS, Valmy ('60), C, R-R
THOMSON, Bobby ('80), OF, R-R
THRONEBERRY, Marv ('81-'82), 1B, L-L
THURMOND, Mark ('88-'89), LHP
TIBBS, Jay ('88-), RHP
TORREZ, Mike ('75), RHP
TRABER, Jim ('84, '86-'89), 1B, L-L
TRIANDOS, Gus ('55-'62), C, R-R
TROUT, Paul "Dizzy" ('57), RHP
TURLEY, Bob ('54), RHP
UNDERWOOD, Tom ('84), LHP
VALENTINE, Fred ('59, '63, '68), OF, S-R
VAN GORDER, Dave ('87), C, R-R
VINEYARD, Dave ('64), RHP
VIRGIL, Ozzie ('62), 3B, R-R
WAITKUS, Eddie ('54-'55), 1B, L-L
WALKER, Jerry ('57-'60), RHP
WARD, Pete ('62), OF, L-R
WARWICK, Carl ('85), OF, L-R
WASHINGTON, Ron ('87), IF, R-R
WATT, Eddie ('66-'73), RHP
WELCH, Don ('82-'83), RHP
WELCH, George ('56), RHP
WERTZ, Vic ('54), 1B, L-R
WESTLAKE, Wally ('55), OF, R-R

DOB Birthplace

5/1/57	Victoria, TX
2/27/57	Memphis, TN
8/6/49	San Diego, CA
6/6/43	Flint, MI
1/21/47	Seattle, WA
10/27/22	Portsmouth, OH
10/29/39	Floral Park, NY
8/24/64	Lancaster, PA
7/3/55	Havre de Grace, MD*
9/30/26	Springfield, IL
5/18/37	Little Rock, AR
11/3/36	New Orleans, LA
12/15/20	Paris, TX
8/31/35	Beaumont, TX
4/16/46	Magdalena, MEX
12/28/47	Cananea Sonora, MEX
7/14/61	New York, NY
12/5/54	Covina, CA
3/24/22	Brooklyn, NY
9/7/60	Riverhead, NY
12/31/33	Ferndale, MI
4/1/54	Clarksville, VA
10/19/38	Shiner, TX
12/29/46	Rockford, IL
6/8/54	Honolulu, HI
12/3/40	Colon, PAN
9/7/56	Canovanas, PR
6/2/41	Norwalk, CT
4/25/24	Mil Valley, CA
1/20/58	Tonawanda, NY
11/14/66	Anchorage, AK
4/22/57	Niles, MI
11/26/20	Wausau, WI
12/6/52	Bremerton, WA
1/26/62	Philadelphia, PA
7/25/47	Weimar, WGER
4/14/31	Greenville, TX
11/9/44	Brooklyn, NY
12/6/59	Stanton, VA
2/23/58	Lexington, KY
2/21/45	Baltimore, MD
11/27/37	Bristol, CT
7/26/33	Kingston, NY
6/27/63	St Louis, MO
6/10/47	Washington, DC
9/26/57	New York, NY
6/12/51	Renton, WA
9/8/26	Santa Monica, CA
2/7/28	St Louis, MO
7/14/53	Kirkwood, MO
12/7/30	Hodge, LA
10/31/63	West Frankfort, IL
4/28/35	San Antonio, TX
9/2/52	Chicago, IL
6/22/34	Orangeburg, SC
2/12/51	Oak, NE
4/18/63	DuQuoin, IL
11/20/38	Harvey, IL
9/22/59	Statesville, NC
1/20/33	Sumter, SC
10/23/20	Gravette, AR
7/31/47	McAlister, NM
10/28/54	Benson, NC
1/2/51	Asheville, NC
4/10/34	Santa Monica, CA
1/24/53	Longview, WA
9/1/30	East Chicago, IN
12/26/60	Moline, IL
7/14/47	Kennett, MO
8/8/18	Euclid, OH
10/10/37	Paragould, AR
12/5/56	Minneapolis, MN
1/8/33	Sanford, FL
12/30/29	Shreveport, LA
8/8/28	Alhambra, CA
9/16/60	Lexington, NC
10/21/28	Oklahoma City, OK
10/25/23	Santurce, PR
9/2/33	Glasgow, SCOT
9/12/56	Collierville, TN
1/4/62	Houston, TX
8/28/46	Birmingham, AL
12/26/61	Topeka, KS
7/30/30	Columbus, OH
6/29/15	San Francisco, CA
9/19/30	Sandcut, IN
12/22/53	Troy, IL
1/19/35	Kokomo, IN
3/27/57	Clarksdale, MS
2/25/41	Los Angeles, CA
5/17/33	Clay, WV
9/4/19	Montecristi, PR
2/12/39	Cambridge, MA
7/26/39	Ada, OK
2/27/37	Lake Oswego, OR
4/29/52	Montreal, QUE, CAN
4/4/42	Dallas, TX
2/3/57	New Orleans, LA
9/8/38	Lamonia, IA
2/9/25	Atlanta, TX
11/18/20	St Louis, MO
	York, PA
	Gridley, CA

Residence

Victoria, TX
Columbia, MO
Died 5/20/89
Poway, CA
Died 1/26/83
Palm Springs, CA
Nottingham, PA
Hunt Valley, MD
Reisterstown, MD
Temple Terrace, NJ
Lutherville, MD
Oakland, CA
Fi Worth, TX
Bel Air, CA
Magdalena, MEX
Los Mochis, MEX
Carolina, PR
Nevada City, CA
Covina, CA
Brooklyn, NY
Riverhead, NY
Ferndale, MI
Clarksville, VA
Shiner, TX
Rockford, IL
Merced, CA
Panama
Canovanas, PR
Stamford, CT
Novato, CA
Tampa, FL
Phoenix, AZ
Agoura, CA
Wausau, WI
Moline, IL
Carmichael, CA
Binghamton, NY
Lubbock, TX
Baldwin, NY
Cockeysville, MD
Lexington, KY
Glen Burnie, MD
Miami, FL
Sarasota, FL
Independence, MO
San Diego, CA
Lutherville, MD
Tacoma, WA
Norco, CA
Towson, MD
Chicago, IL
Castroville, CA
Houston, TX
San Antonio, TX
Vance, SC
Nelson, NE
Dallas, TX
Park Forest, IL
Statesville, NC
Odenton, MD
Oklahoma City, OK
Died 11/3/68
Tampa, FL
Swannanoa, NC
Tacoma, WA
Barrington, IL
Silvis, IL
Voorhees, NJ
Chicago, IL
Paragould, AR
Minnetonka, MN
Ellicott City, MD
Plant City, FL
Pittsburgh, PA
Irmo, SC
Scottsdale, AZ
Christiansted, VI
Watchung, NJ
Collierville, TN
Katy, TX
Trussville, AL
White Plains, NY
Columbia, WA
San Jose, CA
Died 2/28/72
Marco Island, FL
Lauderhill, FL
Washington, D.C.
Peoria, AZ
Left Hand, WY
Glendale, AZ
Died 9/15/72
Ada, OK
Lake Oswego, OR
Houston, TX
New Orleans, LA
North Bend, OH
Largo Vista, FL
Died 7/7/83
Sacramento, CA

PLAYERS (480)

WESTON, Michael "Mickey" ('89-), RHP
WIGGINS, Alan ('85-'87), 2B, S-R
WIGHT, Bill ('55-'57), LHP
WILHELM, Hoyt ('58-'62), RHP
WILLIAMS, Dallas ('81), OF, L-L
WILLIAMS, Dick ('56-'57, '58, '61-'62), OF-IF, R-R
WILLIAMS, Earl ('73-'74), C-1B, R-R
WILKINSON, Mark ('87-), RHP
WILSON, Jim ('55-'56), RHP
WOODLING, Gene ('55, '58-'60), OF, L-R
WORTHINGTON, Craig ('88-), 3B, R-R
YOUNG, Bobby ('54-'55), 2B, L-R
YOUNG, Mike ('82-'87), OF, S-R
ZUPO, Frank "Noodles" ('57-'58, '61), C, L-R
ZUVERINK, George ('55-'59), RHP

DOB Birthplace Residence

3/26/61	Flint, MI	Marysville, MI
2/17/58	Los Angeles, CA	San Diego, CA
4/12/22	Rio Vista, CA	Carmichael, CA
7/26/23	Huntersville, NC	Sarasota, FL
2/28/58	Brooklyn, NY	Indianapolis, IN
5/7/28	St Louis, MO	Riviera Beach, FL
7/14/48	Newark, NJ	Montclair, NJ
7/21/59	Corpus Christi, TX	Lemon Grove, CA
2/20/22	San Diego, CA	Died 9/2/86 (64)
8/16/22	Akron, OH	Medina, OH
4/17/65	Los Angeles, CA	Pico Rivera, CA
1/22/25	Granite, MD	Died 1/28/85 (60)
3/20/60	Oakland, CA	Hayward, CA
8/29/39	San Francisco, CA	San Bruno, CA
8/20/24	Holland, MI	Tempe, AZ

*Both Ripken Brothers were born in Havre de Grace Hospital, but the family has always lived in neighboring Aberdeen.

RULES OF INTEREST

TRADING AND WAIVER REGULATIONS: Player assignments may be made to another major league club **without waivers** at any time **except** between August 1 and the day following the final day of the regular season (5 p.m. et).

Waivers are required for assignments to National Association clubs at all times **except** for optional assignments within 3 years of the date the player first reported to the major leagues. One year shall be deducted from the above three year period for each season in which the player may have been charged with an option prior to first reporting to a major league club during a championship season.

FREE AGENCY: Six years major league service required for eligibility . . . Re-entry draft has been abolished.

By Dec. 7, player's former club must offer to arbitrate or it becomes ineligible to sign player . . . By Dec. 19, player must accept offer or on Jan. 9 former club becomes ineligible to sign the player until May 1.

SALARY ARBITRATION: Three years major league service required for eligibility . . . Maximum cut rules do not apply if, in immediately preceding year, player won arbitration increase of over 50%.

TERMINATION PAY: One full season's pay if player released opening day or later. Thirty days pay for player who is released on the 16th day before opening day or earlier. If player is released after that 16th day prior to opening day he receives one additional day's pay (over the 30 days) for each additional day. In other words, if he were released the day before opening day, player would receive 45 days pay.

SAVE RULE: Credit a pitcher with a save when he is the **finishing**, but **not** the **winning** pitcher, and when he qualifies under one of the following conditions:

- 1) He enters the game with a lead of no more than 3 runs and pitches for at least one inning, or
- 2) He enters the game with the potential tying run either on base, at bat or on deck, or
- 3) He pitches effectively for at least 3 innings regardless of his club's lead.

The current rule was adopted in 1975. Saves became official for the first time in '69. The original rule was amended in '73 and revised again in '75.

HITTING/ERA TITLE QUALIFICATIONS: 502 or more plate appearances/162 or more innings pitched.

ROOKIE AWARD QUALIFICATIONS: A player is considered a rookie unless, during a previous season or seasons, he has:

- 1) exceeded 130 at bats or 50 innings pitched in the major leagues, or
- 2) accumulated more than 45 days on the active roster of a big league club(s) prior to Sep. 1.

CONSECUTIVE GAME STREAKS: A consecutive-game hitting streak shall not be terminated if all the player's plate appearances (one or more) result in a walk, hit by pitch, defensive interference or a sacrifice bunt. The streak shall terminate, however, if the player has a sacrifice fly and no hit.

The player's individual consecutive-game hitting streak shall be determined by the consecutive games in which the player appears and is not determined by his club's games.

RULES OF INTEREST (Cont.)

SUSPENDED GAME RULE: A game terminated for any of the following reasons will be a suspended game **IF** it has progressed far enough to be an official game (i.e. 4-1/2 or 5 innings):

- (1) A curfew imposed by law
- (2) A pre-arranged time limit
- (3) Darkness where local law prohibits turning on the lights or where lights are not available.

Light Failure: A game terminated by light failure or malfunction of a mechanical device under the control of the home club will be a suspended game **anytime after it starts.**

Inning in Progress (added in '80): If weather forces the termination of a legal game while an inning is in progress, it will become a suspended game if either of the following conditions exists:

- (1) The **visiting team** has scored one or more runs to tie the game, and the **home team** has not scored.
- (2) The **visiting team** has scored one or more runs to take the lead and the **home team** has not tied the score or retaken the lead.

Note: If a legal game is **tied** when called because of weather and neither of the above situations prevails, it is a **tie game** and must be **replayed in entirety.**

Procedures for Resumption of Play: Suspended games shall be resumed at the exact point of suspension immediately preceding the next single game between the two clubs on the **same ground.** If that is not possible, other provisions for resumption are specified in A.L. Regulation 5.2 (c).

CURFEW: The American League curfew provides that no inning may start after 1:00 a.m., but any inning that begins prior to 1 a.m. may be played to completion. Curfews shall be waived for the final series of the season in each of the parks of the contesting teams. There is no other curfew in the American League.

TRIPLE PLAYS

The Orioles executed the only triple play in the A.L. last year, their first in 10 years. It occurred in the first inning of a home game against the Yankees on June 15. With Don Mattingly on first, Steve Sax on second and Jeff Ballard pitching for the Orioles, Dr. Steve Balboni lined out to SS Cal Ripken, who flipped the ball to brother Bill at second base to double-up Sax. Bill then threw to 1B Randy Milligan to get Mattingly. It was the 9th triple play in club history. The others:

- Jun. 10, '79**—at Bal.—Buddy Bell "gftp" . . . 5-4-3 (DeCinces, Dauer, Murray)
Sep. 9, '78—at Tor.—Rick Cerone "gftp" . . . 5-4-3 (DeCinces, Dauer, Murray)
Jun. 3, '77—at K.C.—John Wathan hit a sac fly to Pat Kelly in right. Fred Patek was caught off 1st and was out, Kelly to Mark Belanger to Billy Smith back to Belanger. Belanger then noticed Dave Nelson standing off 3rd base. He ran at him and tagged him out, completing the game-ending triple play and giving the O's a 7-6 win—9-6-4-6-6.
Sep. 29, '73—at Det.—Frank Howard "gftp" . . . 5-4-3 (B. Robinson, B. Grich, T. Crowley).
Jul. 7, '73—vs. Oak. at Bal.—Gene Tenace "gftp" . . . 5-4-3 (B. Robinson, B. Grich, E. Cabell).
Aug. 6, '69—vs. K.C. at Bal.—Eliseo Rodriguez "gftp" . . . 5-4-3 (B. Robinson, D. Johnson, B. Powell).
Apr. 9, '59—at Was.—Ed Fitzgerald line drive . . . 3-6-3 (Boyd, Carrasquel, Boyd).
Aug. 3, '55—vs. K.C. at Bal.—Art Ceccarelli "gftp," then runner was thrown out at home . . . 3-6-2 (G. Triandos, W. Miranda, H. Smith).

The Orioles have hit into 13 triple plays in 36 seasons, the last victim being Gary Roenicke against Oakland at Baltimore on May 7, '79. He grounded to third baseman Wayne Gross, who started an "around the horn" 5-4-3 triple play, the first executed against the Orioles since 1972. On four of the 13 occasions that Birds' opponents have completed triple plays, Brooks Robinson has been the batter. Brooks grounded into one, lined into another, and two were "gftp's", with a runner then being thrown out between third and home.

EASY MAGIC NUMBER FORMULAS

This one suggested by veteran Baltimore **EVENING SUN** baseball writer, **Jim Henneman:** Add trailing club's losses to leading team's wins . . . Subtract the sum from 162, then add one . . . That is your magic number.

This one from a Baltimore baseball fan, **Michael McCoy:** Subtract trailing leader's wins and the trailing team's losses from 163, i.e. Magic Number = 163 - LW - TL.

MAJOR ORIOLES AWARD WINNERS

Most Valuable Player, A.L. (BBWAA): Brooks Robinson (1964), Frank Robinson (1966), Boog Powell (1970), Cal Ripken (1983).

Cy Young Award, A.L. (BBWAA): Mike Cuellar (1969, tied with Denny McLain), Jim Palmer (1973, 1975, 1976), Mike Flanagan (1979), Steve Stone (1980).

Manager of the Year, Major League (The Sporting News): Hank Bauer (1966), Earl Weaver (1977, 1979), Frank Robinson (1989).

Manager of the Year, A.L. (Associated Press): Paul Richards (1960), Hank Bauer (1964, 1966), Earl Weaver (1973, 1977, 1979), Frank Robinson (1989).

Manager of the Year, A.L. (United Press International): Earl Weaver (1979), Joe Altobelli (1983), Frank Robinson (1989).

Rookie of the Year, A.L. (BBWAA): Ron Hansen (1960), Curt Blefary (1965), Al Bumbry (1973), Eddie Murray (1977), Cal Ripken (1982), Gregg Olson (1989).

Rookie of the Year, A.L. (The Sporting News): Ron Hansen (1960), Curt Blefary (1965), Al Bumbry (1973), Cal Ripken (1982), Craig Worthington (1989).

Rookie Pitcher of the Year, A.L. (The Sporting News): Wally Bunker (1964), Tom Phoebus (1967), Mike Boddicker (1983).

Player of the Year, A.L. (The Sporting News): Brooks Robinson (1964), Frank Robinson (1966), Cal Ripken (1983).

Pitcher of the Year, A.L. (The Sporting News): Chuck Estrada (1960), Jim Palmer (1973, 1975, 1976), Mike Flanagan (1979), Steve Stone (1980).

Player of the Year, Major League (The Sporting News): Frank Robinson (1966), Cal Ripken (1983).

Executive of the Year, Major League (The Sporting News): Harry Dalton (1970), Hank Peters (1979, 1983), Roland Hemond (1989).

Executive of the Year, Major League (United Press International): Hank Peters (1979), Roland Hemond (1989).

Roberto Clemente Award (Commissioner's Office): Presented annually to player "who best typifies the game of baseball, both on and off the field"—Brooks Robinson (1972), Ken Singleton (1982).

Joe Cronin Award (American League Office): Presented annually to an American League player for significant achievement—Jim Palmer (1976), Brooks Robinson (1977).

Most Valuable Player, World Series: Frank Robinson (1966), Brooks Robinson (1970), Rick Dempsey (1983).

Most Valuable Player, American League Championship Series: (Leland S. MacPhail, Jr. Award/Chevrolet): Mike Boddicker (1983).

Most Valuable Player, All Star Game (Commissioner's Office): Now known as the Arch Ward Memorial Trophy—Billy O'Dell (1958), Brooks Robinson (1966), Frank Robinson (1971).

Jack Dunn Memorial Community Service Award: Elrod Hendricks (1987), Ken Singleton (1988), Brooks Robinson (1989).

Bart Giamatti Caring Award (Baseball Alumni Team): Cal Ripken, Jr. (1989).

LOUIS M. HATTER "MOST VALUABLE ORIOLE" AWARD

Gregg Olson, who set an American League record for saves by a rookie (27), was named the winner of the '89 **Louis M. Hatter** "Most Valuable Oriole" Award. It is the first time in the award's 36-year history a freshman took home the trophy.

Olson came to spring training not knowing if he was going to be a starter or pitch in relief. Nor did he know if he would be pitching for the Orioles or at the "AAA" level. However, he was so impressive in Florida, he earned a spot on the team.

Olson's season began slowly and cautiously. He picked up 3 wins, but only had 2 saves through May 22. However, after that, he caught the attention of the American League with 16 saves in his following 20 appearances.

(Cont. on page 40)

MOST VALUABLE ORIOLE (Cont.)

The MVO award has been annually presented by the Sports Boosters of Maryland since the 1954 when the St. Louis Browns moved here. The Sports Boosters renamed the award in the memory of **Lou Hatter**, the distinguished sportswriter whose "beat" was the Orioles for 27 years. Voting for the award is done by the media who cover the Orioles on a regular basis.

Winners by position: Outfielders-13, 1st basemen-11, pitchers-3, 3rd basemen-4, shortstops-2, catchers and 2nd basemen-1 each.

The complete list:

1954—Chuck Diering (of)	1972—Jim Palmer (p)
1955—Dave Philley (of)	1973—Jim Palmer (p)
1956—Bob Nieman (of)	1974—Paul Blair (of) & Mike Cuellar (p)
1957—Billy Gardner (2b)	1975—Ken Singleton (of)
1958—Gus Triandos (c)	1976—Lee May (1b)
1959—Gene Woodling (of)	1977—Ken Singleton (of)
1960—Brooks Robinson (3b)	1978—Eddie Murray (1b)
1961—Jim Gentile (1b)	1979—Ken Singleton (of)
1962—Brooks Robinson (3b)	1980—Al Bumbry (of)
1963—Stu Miller (p)	1981—Eddie Murray (1b)
1964—Brooks Robinson (3b)	1982—Eddie Murray (1b)
1965—Stu Miller (p)	1983—Eddie Murray (1b) & Cal Ripken (ss)
1966—Frank Robinson (of)	1984—Eddie Murray (1b)
1967—Frank Robinson (of)	1985—Eddie Murray (1b)
1968—Dave McNally (p)	1986—Don Aase (p)
1969—Boog Powell (1b)	1987—Larry Sheets (of)
1970—Boog Powell (1b)	1988—Eddie Murray (1b) & Cal Ripken (ss)
1971—Brooks Robinson (3b) & Frank Robinson (of)	1989—Greg Olson (p)

ORIOLES RAWLINGS GOLD GLOVE AWARD WINNERS

YEAR	PLAYER	YEAR	PLAYER	YEAR	PLAYER
1960	B. Robinson (3b)	1971	B. Robinson (3b)	1976	Belanger
1961	B. Robinson (3b)		Belanger (ss)		Grich
1962	B. Robinson (3b)		D. Johnson (2b)		Palmer
1963	B. Robinson (3b)		Blair (of)	1977	Belanger
1964	B. Robinson (3b)	1972	B. Robinson (3b)		Palmer
	Aparicio (ss)		Blair (of)	1978	Belanger
1965	B. Robinson (3b)	1973	B. Robinson (3b)		Palmer
1966	B. Robinson (3b)		Belanger (ss)	1979	Palmer
	Aparicio (ss)		Grich (2b)	1980	None
1967	B. Robinson (3b)		Blair (of)	1981	None
	Blair (of)	1974	B. Robinson (3b)	1982	Murray
1968	B. Robinson (3b)		Belanger (ss)	1983	Murray
1969	B. Robinson (3b)		Grich (2b)	1984	Murray
	Belanger (ss)		Blair (of)	1985	None
	D. Johnson (2b)	1975	Belanger (ss)	1986	None
	Blair (of)		Grich (2b)	1987	None
1970	B. Robinson (3b)		Blair (of)	1988	None
	D. Johnson (2b)		B. Robinson (3b)	1989	None
	Blair (of)				

NOTES: Though the Orioles have not won a Rawlings Gold Glove for the past 19 years, they bear the distinction of having won more such awards (48) than any other American League club since it all began in '57. Among major league teams, only the St. Louis Cardinals have won more (52 1/2).

Winners by club thru the years: Cardinals-52 1/2*, Orioles-48, Reds-41, Yankees-40, Tigers-35, Pirates-34, Phillies-32, Red Sox-31, White Sox-28, Dodgers-25, Twins-25, Cubs-22, Braves-21, Giants-17, Angels & Royals-16 each, Rangers-13 each, Athletics & Expos-13 each, Astros-12, Mets-10 1/2*, Indians-10, Brewers-9 each, Padres-9 each, Blue Jays-6, Mariners-4, Original Senators-1.

The Orioles during the 11-year period from '69 thru '79 won 33 Gold Glove Awards including 4 each in '69, '71, '73, '74 & '75. During the 80's, Eddie Murray was the Orioles' only winner. He earned three A.L. fielding awards, the last in '84.

A total of 8 Orioles have won multiple Gold Gloves. Leading that list is **Brooks Robinson** whose 16 tie him with **Jim Kaat** for most won by a single player. Others tied for 3rd with 12 each) are **Roberto Clemente** & **Willie Mays** (are tied for 3rd with 12 each). Others: **Paul Blair** & **Mark Belanger**—8 each; **Jim Palmer** & **Bobby Grich**—4 each; **Dwight Gooden**, **D. Johnson** & **Murray**—3 each, and **Luis Aparicio**—2 (9 total).

The Gold Glove Awards were initiated in '57 by the Rawlings Sporting Goods Company to acknowledge individual defensive excellence by vote of managers and coaches in each league. Selection is based on a player's overall defensive ability, not simply on his fielding percentage.

***Keith Hernandez** played for both the Cardinals and Mets when he was selected as 1st baseman in '83.

WON-LOST RECORDS vs. EACH OPPONENT 1954-1989

CLUB	HOME			AWAY			TOTAL		
	W	L	PCT	W	L	PCT	W	L	PCT
Boston	154	150	.507	133	168	.442	287	318	.474
California	119	75	.613	100	98	.505	219	173	.559
Chicago	159	111	.589	129	140	.480	288	251	.534
Cleveland	159	143	.526	143	161	.470	302	304	.498
Detroit	160	145	.525	155	153	.503	315	298	.514
Kansas City	75	48	.610	56	65	.463	131	113	.537
Milwaukee ¹	91	52	.636	82	64	.562	173	116	.599
Minnesota ²	156	114	.578	140	130	.519	296	244	.548
New York	158	145	.521	144	161	.472	302	306	.497
Oakland ³	157	109	.590	150	127	.542	307	236	.565
Seattle	45	28	.616	44	29	.603	89	57	.610
Texas ⁴	128	71	.643	131	70	.652	259	141	.648
Toronto	53	31	.631	38	44	.463	91	75	.548
Totals	1614	1222	.569	1445	1410	.510	3059	2632	.538

5700 Games*

***Tie Games:** O's have played games in 36 seasons including 9 ties (one in '82 and 8 others between '55 and '64) . . . Most were Baltimore curfew related . . . Those curfews, which prohibited starting an inning after 11:59 p.m. six nights a week and required the immediate suspension of play at 11:59 p.m. on Saturdays, are no longer in effect.

Ties were played against: Chicago-4, Kansas City A's-2, Milwaukee-1, New York-1, Oakland-1.

Legend: 1-includes Seattle '69 . . . 2-includes Washington '54-'60 . . . 3-includes Philadelphia '54 & Kansas City '55-'67 . . . 4-includes Washington '61-'71.

ORIOLES WON-LOST RECORDS IN DIFFERENT BALLPARKS

CALIFORNIA	Wrigley Field, L.A. (6-4, '61) . . . Dodger Stadium (15-20, '62 thru '65) . . . Anaheim Stadium (79-74, '66 thru '89, not including 1-1 in '79 ALCS).
CHICAGO	Comiskey Park (125-142, '54 thru '89, not including 2-0 in '83 ALCS) . . . Milwaukee County Stadium (2-0, 5/28/68 & 9/1/69).
KANSAS CITY . . .	Municipal Stadium vs. both A's & Royals (93-71, '54 thru '67, '69 thru '72), vs. Royals only (17-7, '69 thru '72) . . . Royals Stadium (39-58, '73 thru '89).
MILWAUKEE	County Stadium (77-63, '70 thru '89, not including 2-0 vs. Chicago at Milwaukee on 5/28/68 & 9/1/69).
MINNESOTA	Metropolitan Stadium, Bloomington (77-68, '61 thru '81, not including 3-0 in '69 & '70 ALCS) . . . Hubert H. Humphrey Metrodome (19-29, '82 thru '89).
NEW YORK	Yankee Stadium (135-152, '54 thru '73, and '76 thru '89) . . . New Yankee Stadium (44-52, '76 thru '89) . . . Shea Stadium (9-9, '74 thru '75, not including 0-3 in '69 WS vs. Mets).
OAKLAND	Oakland-Alameda County Coliseum (74-63, '68 thru '89, not including 3-3 in '71, '73 & '74 ALCS).
PHILADELPHIA . .	Connie Mack Stadium (2-9, '54).
SEATTLE	Sicks' Stadium (5-1, '69) . . . Kingdome (44-29, '77 thru '89).
TEXAS	Arlington Stadium (66-37, '72 thru '89).
TORONTO	Exhibition Stadium (35-41, '77 thru '88). Sky Dome (3-3, '89).
WASHINGTON . . .	Griffith Stadium vs. both D.C. franchises (51-34, '54 thru '61) Robert F. Kennedy Stadium (58-32, '62 thru '71). . . . Note: Orioles had combined overall record of 224-126, .640 vs. the two Washington franchises (home & away).

ORIOLES WON-LOST RECORDS vs. MULTI-CITY FRANCHISES

CALIFORNIA	Los Angeles (49-41, '61 thru '65) . . . Anaheim (170-132, '66 thru '89, not including 3-1 in '79 ALCS).
MILWAUKEE	Seattle (9-3, '69) . . . Brewers (164-113, '70 thru '89).
MINNESOTA	Washington (Griffith Stadium) Senators (89-65, '54 thru '60) . . . Twins (207-179, '61 thru '89, not including 6-0 in '69 & '70 ALCS).
OAKLAND	Philadelphia A's (10-12, '54) . . . Kansas City A's (151-104, '55 thru '67) . . . Oakland A's (146-120, '68 thru '89, not including 6-6 in '71, '73, '74 ALCS).
TEXAS	Washington (Expansion) Senators (135-61, '61 thru '71) . . . Rangers (124-80, '72 thru '89).

ORIOLES DAY-BY-DAY RECORD - 1989

Game	Score	Pitchers of Record	Opponent
No. Opp.	Bal.-Opp.	W/L/Orioles	
1 BOS	5-4(11)	W HOLTON-r (1-0)	Stanley-r (0-1)
2 BOS	6-4	W BAUTISTA-s (1-0)	Smithson-r (0-1)
3 Min	3-8	L Milacki-s (0-1)	R.SMITH-s (1-0)
4 Min	5-6	L Holtan-r (1-1)	GONZALEZ-r (1-0)
5 Min	8-1	W BALLARD-c (1-0)	Viola-s (0-2)
6 K.C.	0-3	L Harnisch-s (0-1)	SABERHAGEN-c (1-0)
7 K.C.	5-6	L Bautista-s (1-1)	BANNISTER-s (1-0)
8 K.C.	5-4(15)	W OLSON-r (1-0)	Farr-r (0-1)
9 Bos	4-7	L Schmidt-s (0-1)	DOPSON-s (2-0)
10 Bos	12-4	W BALLARD-s (2-0)	Boddicker-s (1-1)
11 Bos	4-6	L Holtan-r (1-2)	SMITH-r (1-1)
12 K.C.	4-7(13)	L Williamson-r (0-1)	GORDON-r (2-0)
13 K.C.	6-5	W SCHMIDT-s (1-1)	Leibrandt-s (0-2)
14 K.C.	2-0	W BALLARD-s (3-0)	Saberhagen-c (1-2)
15 MIN	1-7	L Bautista-s (1-2)	ANDERSON-s (4-0)
16 MIN	4-1	W OLSON-r (2-0)	Toivola-s (1-1)
17 MIN	3-0	W MILACKI-c (1-1)	Rawley-s (1-2)
18 Cal	2-3	L Schmidt-c (1-2)	ABBOTT-s (1-2)
19 Cal	8-1	W BALLARD-s (4-0)	M. Williams-s (2-3)
20 Oak	2-1	W BAUTISTA-s (2-2)	Welch-s (3-2)
21 Oak	4-9	L Thurmond-r (0-1)	BURNS-r (1-0)
22 Sea	5-11	L Holtan-r (1-3)	JeREED-r (2-2)
23 Sea	3-4	L Schmidt-s (1-3)	LANGSTON-s (3-3)
24 Sea	4-3	W BALLARD-s (5-0)	Trout-r (2-2)
25 CAL	4-3	W OLSON-r (3-0)	Fraser-r (0-2)
26 CAL	0-2	L Milacki-s (1-2)	MONTELEONE (1-0)
27 SEA	1-2	L Schmidt-s (1-4)	LANGSTON-s (4-3)
28 SEA	5-6	L Ballard-s (5-1)	BANKHEAD-s (2-2)
29 SEA	3-5	L Bautista-s (2-3)	SWIFT-s (1-0)
30 OAK	1-6	L Milacki-s (3-3)	MOORE-s (4-2)
31 OAK	6-2	W BALLARD-s (6-1)	Stewart-s (6-1)
32 CHI	9-6	W THURMOND-r (1-1)	McCarthy-r (0-1)
33 CHI	2-8	L Milacki-s (1-4)	KING-s (4-3)
34 CHI	5-8	L Williamson-r (0-2)	ROSENBERG-r (1-1)
35 Tex	8-2	W SCHMIDT-s (2-4)	Hough-s (2-5)
36 CLE	3-2(10)	W WILLIAMSON-r (1-2)	Atherton-r (0-3)
37 CLE	1-4	L Bautista-s (2-4)	CANDIOTTI-s (5-2)
38 CLE	5-1	W BALLARD-s (7-1)	Farrell-s (2-4)
39 CLE	0-2	L Holtan-s (1-4)	YETT-s (4-2)
40 Chi	5-1	W SCHMIDT-s (3-4)	Rosenberg-s (1-2)
41 Chi	9-3	W MILACKI-s (2-4)	Long-s (2-5)
42 Chi	8-0	W TIBBS-s (1-0)	Kings-s (4-5)
43 Cle	5-2	W BALLARD-s (8-1)	Yett-s (4-3)
44 Cle	5-1	W SCHMIDT-s (4-4)	Black-s (3-6)
45 Cle	0-1	L Milacki-s (2-5)	SWINDEL-c (5-1)
46 TEX	6-1	W HOLTON-s (2-4)	Ryan-s (5-3)
47 TEX	6-2	W WILLIAMSON-r (2-2)	Moyer-s (3-5)
48 TEX	9-5	W WILLIAMSON-r (3-2)	Witt-s (4-5)
49 Det	8-3	W SCHMIDT-s (5-4)	Nosek-s (0-2)
50 Det	4-1	W MILACKI-s (3-5)	Trujillo-s (1-2)
51 Det	4-2	W HICKER-r (1-0)	Alexander-s (4-5)
52 Det	7-4	W TIBBS-s (2-0)	Tanana-s (5-5)
53 N.Y.	16-3	W BALLARD-s (9-1)	Hawkins-s (5-7)
54 N.Y.	0-4	L Schmidt-s (5-5)	LaPoint-s (6-4)
55 MIL	2-6	L Milacki-s (3-6)	KNUDSON-r (2-1)
56 MIL	7-1	W WILLIAMSON-r (4-2)	Clutterbuck-s (2-4)
57 MIL	0-6	L Ballard-s (9-2)	AUGUST-c (6-6)
58 MIL	1-3	L Hickey-r (1-1)	CRIM-r (5-3)
59 N.Y.	5-2	W SCHMIDT-s (6-5)	LaPoint-s (6-5)
60 N.Y.	1-2	L Hickey-r (1-2)	GUETTERMAN-r (1-0)
61 N.Y.	3-2(10)	W THURMOND-r (2-1)	McCullers-r (2-2)
62 OAK	5-7	L Holtan-r (2-5)	DAVIS-s (5-3)
63 OAK	5-1	W TIBBS-s (3-0)	Moore-s (8-5)
64 OAK	4-2	W BAUTISTA-s (3-4)	M.Young-s (0-1)
65 OAK	4-2	W SCHMIDT-s (7-5)	C.Young-s (2-7)
66 Sea	9-5	W MILACKI-s (4-6)	M.Jackson-r (2-2)
67 Sea	8-6	W WESTON-r (1-0)	Reed-r (3-5)
68 Sea	8-6	W TIBBS-s (4-0)	Holman-s (0-2)
69 Cal	6-5	W WILLIAMSON-r (5-2)	Fraser-r (1-4)
70 Cal	1-5	L Schmidt-c (7-6)	WITT-c (5-7)
71 Cal	3-8	L Milacki-s (4-7)	C.FINLEY-c (8-6)
72 Cal	6-7	L Ballard-s (9-3)	McCASKILL-s (8-4)
73 Tor	16-6	W TIBBS-c (5-0)	Panagari-s (4-6)
74 Tor	2-1	W HICKER-r (2-2)	Curtis-s (3-4)
75 Tor	1-11	L Schmidt-s (7-7)	CUMMINGS-s (1-0)
76 DET	5-16	L Milacki-s (4-8)	SCHWABE-r (2-3)
77 DET	8-1	W BALLARD-s (10-3)	Hudson-s (0-4)
78 DET	3-7	L Thurmond-r (2-2)	NUNEZ-r (1-1)
79 DET	11-4	W M. SMITH-r (1-0)	Alexander-s (4-8)
80 Tor	3-0	W SCHMIDT-s (8-7)	Stieb-s (7-5)
81 Tor	5-4	W MILACKI-s (5-8)	Keys-s (7-8)
82 Tor	1-4	L Ballard-s (10-4)	STOTTLEMYRE-s (1-4)

Game	Score	Pitchers of Record	Opponent
No. Opp.	Bal.-Opp.	W/L/Orioles	
83 MI	4-6	L Harnisch-s (0-2)	AUGUST-s (9-7)
84 MI	5-2	W HOLTON-s (3-5)	Higuera-s (3-3)
85 MI	2-7	L Schmidt-s (8-8)	BOSCO-s (9-4)
86 CAL	5-13	L Thurmond-r (2-3)	BYLVEEN-s (9-2)
87 CAL	4-6	W HOLTON-s (4-5)	McCaskey-s (9-6)
88 CAL	11-9	W WILLIAMSON-r (6-2)	Harvey-r (1-2)
89 CAL	3-2(11)	W M. SMITH-r (2-0)	Fraser-r (2-5)
90 SEA	8-4	W HARNISCH-s (1-2)	Dunnes-s (1-4)
91 SEA	4-3	W BALLARD-s (11-4)	R. Johnson-s (3-2)
92 SEA	0-7	L Holtan-s (4-6)	HOLMAN-s (4-2)
93 Oak	2-5	L Schmidt-s (9-9)	STEWART-s (14-5)
94 Oak	2-3	L Olson-r (4-1)	MOORE-c (13-5)
95 Oak	1-3	L Harnisch-s (1-3)	WELCH-s (11-5)
96 Oak	2-3	L Ballard-c (11-5)	S. DAVIS-s (9-4)
97 Min	3-9	L Schmidt-s (8-10)	ANDERSON-s (10-9)
98 Min	4-5	L Williamson-r (6-3)	REARDON-r (3-2)
99 Min	6-10	L Harnisch-s (1-4)	R. SMITH-s (6-4)
100 K.C.	4-3(13)	W WILLIAMSON-r (7-3)	Montgomery-r (7-2)
101 K.C.	0-5	L Schmidt-s (8-11)	AQUINO-c (6-4)
102 K.C.	0-7	L Olson-r (4-2)	FARR-r (1-4)
103 Bos	6-9	L Milacki-s (5-9)	STANLEY-r (3-2)
104 Bos	3-5	L Harnisch-s (1-5)	MURPHY-r (2-5)
105 Bos	2-6	L D. Johnson-s (0-1)	GARDNER-s (3-6)
106 Bos	9-6	W WILLIAMSON-r (8-3)	Hetzler-r (1-2)
107 TEX	4-6	L Schmidt-s (12-2)	HOUGH-s (6-11)
108 TEX	5-2	W MILACKI-s (9-9)	Ryan-s (12-7)
109 TEX	3-10(10)	W WILLIAMSON-r (9-3)	Russell-r (5-3)
110 MIN	2-4	L Ballard-s (11-6)	R. SMITH-s (7-4)
111 MIN	6-1	W D. JOHNSON-c (1-1)	Aguilera-s (0-2)
112 MIN	0-7	L Thurmond-s (2-4)	ANDERSON-c (13-9)
113 BOS	4-6	L Milacki-s (6-10)	CLEMENS-s (12-8)
114 BOS	4-1	W HARNISCH-c (2-5)	Smithson-s (6-10)
115 BOS	8-10(13)	L Hickey-r (2-3)	STANLEY-r (4-2)
116 BOS	6-1	W D. JOHNSON-c (2-1)	Bottom-s (0-3)
117 Det	4-1(10)	W SCHMIDT-r (9-12)	Morris-c (2-10)
118 Det	2-0	W MILACKI-c (7-10)	Alexander-s (5-14)
119 Det	0-4	L Harnisch-s (2-6)	TANANA-c (9-10)
120 TOR	11-6	W BALLARD-s (12-6)	Cerutti-s (9-7)
121 TOR	2-9	L D. Johnson-s (2-2)	GOZZO-r (3-0)
122 TOR	1-5	L Milacki-s (7-11)	KEY-s (8-13)
123 TOR	7-2	W HARNISCH-s (3-6)	Stieb-s (12-8)
124 MIL	5-0	W BALLARD-s (13-6)	Reute-s (8-7)
125 MIL	4-2	W D. JOHNSON-c (3-2)	Bosio-c (14-8)
126 MIL	3-1	W MILACKI-s (4-2)	Filer-s (4-2)
127 N.Y.	1-5	L Harnisch-s (3-7)	CARY-c (3-2)
128 N.Y.	9-2	W SCHMIDT-s (10-12)	Plunk-s (4-4)
129 N.Y.	3-1	W BALLARD-s (14-6)	Parkers-s (3-4)
130 N.Y.	6-4	W D. JOHNSON-s (4-2)	Tanaka-s (2-4)
131 N.Y.	8-5	W MILACKI-c (9-11)	Cadaret-s (4-4)
132 Cle	1-3	L Harnisch-c (3-8)	D. JONES-s (6-7)
133 Cle	7-4	W BALLARD-s (15-6)	Swindell-s (13-4)
134 Cle	3-11	L D. Johnson-s (4-3)	FARRELL-c (8-13)
135 Chi	1-10	L Milacki-s (9-12)	KING-s (7-8)
136 Chi	2-1	W HOLTON-r (5-6)	Hibbard-c (4-6)
137 Chi	2-4	L Ballard-s (15-7)	PEREZ-s (8-13)
138 CLE	5-4	W WILLIAMSON-r (10-3)	Nichols-r (3-4)
139 CLE	3-1	W MILACKI-s (10-12)	Farrell-s (8-14)
140 CLE	0-9	L Schilling-s (0-1)	BLACK-c (10-11)
141 Tex	8-3	W BALLARD-s (16-7)	Ryan-s (15-10)
142 Tex	9-5	W HARNISCH-s (4-8)	Witt-s (10-13)
143 Tex	1-3	L D. Johnson-s (4-4)	BROWN-s (12-9)
144 Tex	1-2	W OLSON-r (4-2)	D. Hall-r (1-1)
145 Tex	4-8(10)	L Schmidt-s (10-13)	MOYER-c (4-6)
146 CHI	6-3	W BALLARD-s (17-7)	Rosenberg-s (4-12)
147 CHI	1-11	L Harnisch-s (4-9)	KING-s (8-9)
148 CHI	0-3	L D. Johnson-c (4-5)	HIBBARD-s (5-7)
149 K.C.	5-2	W MILACKI-s (11-12)	Crawford-r (3-1)
150 K.C.	7-5	W OLSON-r (5-2)	Leach-r (5-5)
151 K.C.	0-7	L D. Johnson-s (4-6)	SABERHAGEN-s (20-6)
152 DET	6-2	W MILACKI-s (12-12)	Morris-s (6-12)
153 DET	9-2	W BALLARD-s (18-7)	Tanana-s (9-14)
154 N.Y.	4-5	L Holtan-r (5-7)	TERRELL-s (5-5)
155 N.Y.	10-2	W MILACKI-s (13-12)	Plunk-s (7-6)
156 N.Y.	0-2	L Ballard-s (18-8)	CARY-s (4-4)
157 MI	5-3	W HARNISCH-s (5-9)	Higuera-s (9-6)
158 MI	3-7	L D. Johnson-s (4-7)	NAVARRO-c (7-7)
159 MI	4-0	W MILACKI-s (14-12)	Reute-s (9-9)
160 Tor	1-2(11)	L Williamson-r (10-4)	HENKE-r (8-3)
161 Tor	3-4	L Williamson-r (10-5)	WILLS-r (3-1)
162 Tor	7-5	W McDONALD-r (1-0)	Gozzo-r (4-1)

—second game of doubleheader; s—starter; r—relief; c—complete ()—denotes games ahead;
Opponent bold face CAPS—home game; opponent lower case—away game; winning pitcher in caps
Attendance Home—Orange Road—Black

ORIOLES 1989 FIELDING

	PCT.	G	PO	A	E	TC	DP	TP
1st Base								
Melendez	1.000	5	25	2	0	27	4	0
Traber	.998	69	514	54	1	569	59	0
Milligan	.995	117	914	83	5	1002	92	1
Totals	.996	—	1453	139	6	1598	155	1
2nd Base								
Bell	1.000	2	1	3	0	4	1	0
Schu	1.000	1	1	0	0	1	0	0
B. Ripken	.985	114	255	335	9	599	81	1
Gonzales	.978	54	93	125	5	223	35	0
Hulett	.976	23	61	59	3	123	12	0
Totals	.982	—	411	522	17	950	129	1
3rd Base								
Hulett	.955	11	9	12	1	22	1	0
Worthington	.951	145	113	277	20	410	22	0
Gonzales	.923	17	8	16	2	26	1	0
Totals	.950	—	130	305	23	458	24	0
Shortstop								
Gonzales	1.000	1	2	5	0	7	1	0
Bell	1.000	2	1	3	0	4	0	0
C. Ripken	.990	162	276	531	8	815	119	1
Totals	.990	—	279	539	8	826	120	1
Outfield								
B. Davis	1.000	3	3	0	0	3	0	0
Bradley	.990	140	285	4	3	292	0	0
Jefferson	.988	32	78	3	1	82	1	0
Finley	.986	76	144	1	2	147	0	0
Orsulak	.985	109	250	10	4	264	2	0
Anderson	.985	79	191	3	3	197	0	0
Devereaux	.983	112	288	1	5	294	0	0
Totals	.986	—	1239	22	18	1279	3	0
Catcher								
Quirk	1.000	24	96	9	0	105	1	0
Holles	1.000	3	11	0	0	11	0	0
Tettleton	.994	75	297	42	2	341	1	0
Melvin	.991	75	303	20	3	326	1	0
Totals	.994	—	707	71	5	783	3	0
Pitcher								
Williamson	1.000	65	9	10	0	19	1	0
Harnisch	1.000	18	7	9	0	16	2	0
Thurmond	1.000	49	4	10	0	14	0	0
Johnson	1.000	14	6	5	0	11	0	0
Tibbs	1.000	10	5	5	0	10	0	0
Hickey	1.000	51	2	6	0	8	0	0
Huisman	1.000	8	3	3	0	6	0	0
Smith	1.000	13	1	4	0	5	0	0
McDonald	1.000	6	0	2	0	2	0	0
Weston	1.000	7	1	0	0	1	0	0
Schilling	1.000	5	1	0	0	1	0	0
Ballard	.971	35	13	55	2	70	6	0
Holton	.969	39	22	9	1	32	1	0
Milacki	.965	37	27	28	2	57	5	0
Olson	.944	64	5	12	1	18	0	0
Schmidt	.939	38	18	28	3	49	2	0
Bautista	.929	15	3	10	1	14	0	0
Totals	.970	—	126	197	10	333	17	0
Club Totals	.986*	162	4345	1795	87	6227	163	1

*Major League Record

1989 CLUB STATISTICS

	WON	LOST	PCT.
Home Games	47	34	.580
Away Games	40	41	.494
vs. Eastern Division	45	33	.577
vs. Western Division	42	42	.500
Day Games	17	20	.459
Night Games	70	55	.560
Shutouts-Individual	3	8	.273
Shutouts-Team	7	15	.318
One-Run Games	18	16	.529
Two-Run Games	19	17	.528
Extra Innings	9	3	.750
vs. RH starters	52	50	.510
vs. LH starters	35	25	.583
Doubleheaders	1	1	
Split	3		

ORIOLES SENIORITY

With 8 years, 57 days of service, Orioles shortstop **Cal Ripken** has had the most time in an Orioles uniform among active Birds. **Cal** is the only current Oriole who played with the Birds in '86. Orioles right hander **Mark Williamson** is 2nd to **Cal** in days of service as an Oriole with 7 years, 131 days. He barely edges out infielder **Rene Gonzales** with 6 years, 125 days.

ORIOLES 1989 BATTING

BATTER	GI																				
	AVG	G	AB	R	H	2B	3B	HR	RBI	SH	SB	HB	BB	IB	SO	SB	CS	DP	SLG	OBP	
Anderson	.207	94	266	44	55	12	2	4	16	5	0	3	43	6	45	16	4	4	.312	.324	
Bell	.000	8	4	2	0	0	0	0	0	0	0	0	0	0	1	1	0	0	.000	.000	
Bradley	.277	144	545	83	151	23	10	11	55	4	7	70	4	103	20	6	12	.417	.364		
Davis	.167	5	6	1	1	1	0	0	0	0	0	0	0	3	0	0	0	.333	.167		
Devereaux	.266	122	391	55	104	14	3	8	46	2	3	32	36	0	60	22	11	7	.379	.329	
Finley	.249	81	217	35	54	5	2	2	25	6	2	1	15	1	30	17	3	3	.318	.298	
Gonzales	.217	71	166	16	36	4	0	1	11	6	1	0	12	0	30	5	3	6	.259	.268	
Holles	.111	6	9	0	1	1	0	0	1	0	0	0	1	0	3	0	0	0	.222	.200	
Hullet	.278	33	97	12	27	5	0	3	18	1	1	0	10	0	17	0	3	.423	.343		
Jefferson	.260	35	127	19	33	7	0	4	20	0	2	1	4	0	22	9	3	1	.409	.284	
Melendez	.273	9	11	1	3	0	0	0	3	0	1	0	1	0	2	0	0	1	.273	.308	
Melvin	.241	85	278	22	67	10	1	1	32	7	1	0	15	3	53	1	4	10	.295	.279	
Milligan	.268	124	365	56	98	23	5	12	45	0	2	3	74	2	75	9	5	12	.458	.394	
Moreland	.215	33	107	11	23	4	0	1	10	0	0	0	4	0	12	0	7	7	.280	.243	
Orsulak	.285	123	390	59	111	22	5	7	55	7	6	2	41	6	35	5	3	8	.421	.351	
Quirk	.216	25	51	5	11	2	0	0	9	1	1	0	9	0	11	0	1	3	.255	.328	
C. Ripken	.239	115	318	31	76	11	2	2	26	19	5	0	22	0	53	1	2	12	.305	.284	
C. Ripken	.257	162	646	80	166	30	0	21	93	0	6	3	57	5	72	3	2	22	.401	.317	
Schu	.000	1	0	0	0	0	0	0	0	0	0	0	0	0	0	0	0	0	.000	.000	
Sheets	.243	102	304	33	74	12	1	7	33	0	5	3	26	10	58	1	1	4	.359	.305	
Tettleton	.258	117	411	72	106	21	2	26	65	1	3	1	73	4	117	3	2	8	.509	.369	
Traber	.209	86	234	14	49	8	0	4	26	1	3	0	19	1	41	4	3	7	.295	.266	
Worthington	.247	145	497	57	123	23	0	15	70	3	1	4	61	2	114	1	2	10	.384	.334	
Totals	.252	162	5440	708	1369	238	33	129	659	63	47	30	593	44	957	118	55	140	.379	.326	
Opponents	.272	162	5583	686	1518	251	28	134	649	53	42	25	486	43	676	114	51	150	.399	.331	
DH	.237	162	603	85	143	28	2	16	71	0	10	4	65	12	123	6	2	15	.370	.311	
PH	.212	84	118	12	25	4	1	2	17	0	2	0	16	3	31	1	0	7	.314	.301	
Bell	L .000	3	0	0	0	0	0	0	0	0	0	0	0	0	1	—	—	0	.000	.000	
Bell	R .000	1	0	0	0	0	0	0	0	0	0	0	0	0	0	—	—	0	.000	.000	
Jefferson	L .309	68	21	3	0	3	12	0	1	0	1	0	3	0	13	—	—	1	.485	.333	
Jefferson	R .203	59	12	4	0	1	8	0	1	1	1	0	9	—	—	—	—	0	.322	.226	
Jefferson NY/Bal	.245	45	139	20	34	7	0	4	21	0	2	1	4	0	26	10	4	1	.381	.267	
Moreland Det/Bal	.278	123	425	45	118	20	0	6	45	0	0	2	31	5	45	3	2	21	.367	.330	
Quirk	NY/Oak/Bal	.176	47	85	6	15	2	0	1	10	1	1	0	12	0	20	0	2	4	.235	.276
Tettleton	L .265	272	72	11	2	16	45	1	2	1	51	4	70	—	—	—	—	7	.496	.380	
Tettleton	R .245	139	34	10	0	10	20	0	1	0	22	0	47	—	—	—	—	1	.532	.346	

PITCHING

PITCHER	W-L	ERA	G	GS	CG	SHO	SV	IP	H	R	ER	HR	BB	IB	SO	WP	
Ballard	L 18-8	3.43	35	35	4	1	0	215.1	240	95	82	16	4	57	5	62	3
Ballard	R 3-4	5.31	15	10	0	0	0	78.0	84	46	46	17	1	15	0	30	0
Harnisch	R 5-9	4.62	18	17	2	0	0	103.1	97	55	53	10	5	64	3	70	5
Hickey	L 2-3	2.93	51	0	0	0	2	49.1	38	16	16	3	1	23	4	28	3
Holton	R 5-7	4.02	39	12	0	0	0	116.1	140	63	52	11	1	39	1	51	5
Huisman	R 0-0	6.35	8	0	0	0	1	11.1	13	8	8	0	0	0	0	13	1
Huisman	R 4-7	4.23	14	14	4	0	0	89.1	90	44	42	11	4	28	1	26	0
McDonald	R 1-0	8.59	6	0	0	0	0	7.1	8	7	7	2	0	4	0	3	1
Milacki	R 14-12	3.74	37	36	3	2	0	243.0	233	105	101	21	2	88	4	113	1
Milacki	R 5-2	1.69	64	0	0	0	27	85.0	57	17	16	1	1	46	10	90	9
Milacki	R 0-1	6.23	5	1	0	0	0	8.2	10	6	6	2	0	3	0	6	1
Milacki	R 10-13	5.69	38	26	2	0	0	156.2	196	102	99	24	2	36	2	46	3
Milacki (TX)	R 2-0	7.65	13	1	0	0	0	20.0	25	19	17	3	0	14	2	12	2
Murmond	L 2-4	3.90	49	2	0	0	4	90.0	102	43	39	6	1	17	2	34	1
Roberts	R 5-0	2.82	10	8	1	0	0	54.1	62	17	17	2	0	20	0	30	3
Roberts	R 1-0	5.54	7	0	0	0	1	13.0	18	8	8	1	1	2	0	7	0
Stallman	R 10-5	2.93	65	0	0	0	9	107.1	105	35	35	4	2	30	9	55	0
Stallman	R 8-7	4.00	162	16	7	4	44	1448.1	1518	686	644	134	25	486	43	676	38

1989 SEASON SUMMARY

Final Overall Record: 87-75

2nd in A.L. East, 2 games behind Toronto

"When you've gone first class all the way, which station you finally get into is beside the point."--Jonathan Yardley, The Washington Post, '89 Orioles

What a ride it was.

It began for **Manager Frank Robinson's** Orioles in February at Sarasota, FL with vivid memories of their 54-107 record in '88 and later at the Toronto SkyDome with a pair of heartbreaking one-run losses that left the Orioles 2 games short of becoming the 1st major league team to go from last place to 1st since the 1889-1890 Louisville Colonels American Association.

Along the way the Orioles spent 116 days in 1st place, including 21 consecutive days, May 26-Aug 31. And they did it with many new faces. Of the 40 players to wear an Orioles uniform in '89, 19 were new to the team. The only 2 teams with less than 2 years of major league experience. In addition, 13 were rookies and 6 others were in their first season in the majors...Sixteen '89 Orioles were ex-National League players.

Just how incredible was the Orioles journey?

Ask any of 186 baseball writers polled by The Sporting News at predictions at the start of the season. Of that group, 170 picked the Orioles to finish last, 11 picked the O's 6th, and 5 conceded a 5th place finish possible.

Their 87-75 record was a 32^{1/2}-game improvement over '88, matched the '36 Boston Braves as the 3rd greatest improvement in modern major league history (and it was the 2nd best in the American League.) The only 2 teams with greater improvement were the '06 New York Giants who improved 34^{1/2} games and the '46 Boston Red Sox who improved 33. It should be noted that the Red Sox were aided greatly by the return of World War II veterans **Ted Williams** .342, and pitcher **Hughson** 20-11, **Mickey Harris** 17-9, and **Joe Dobson** 13-7.

The O's 87 wins tied the '67 Cubs for the most wins ever for a team following a 100-loss season. The Orioles became the 11th team in major league history to have a winning season the year after losing 100 games. Quite a ride for a team that had been 109 games under .500 between '86, '86 and the start of the '89 season.

WINS AND LOSSES: The Orioles opened the season with a pair of wins over the defending Eastern Division champion Red Sox, sparking 12 wins in the 1st month, matching '85 for their most wins in April in 12 years...The O's lost 7 of their 1st 10 in May and were only 15-19 through June 14.

Buoyed by the league's best pitching over the next month (O's posted a 2.45 era between mid-May and mid-June) the Orioles, beginning with a win at Texas on May 17, went on a 38-19 tear...The Orioles moved into 1st place in the East on May 26 (it wouldn't be until 98 days later they gave it up).

On July 18, the O's had a 53-38 record and a 7^{1/2}-game lead over season highs...The O's lost at home to Seattle on June 19, then won their longest road trip in 14 years, a 14-game, 4-city trip. They were 1st on the trip, but held on to 1st place.

It took a 9-8 win at Boston in the last game of the trip to keep 1st place Red Sox from catching the O's then and there...In that game the O's rallied from a 6-0 deficit in the 6th inning, providing one of the season's most dramatic moments...Between July 19 and the 1st game of August the O's were 5-17, but held onto the lead...It tied the worst 20-game losing streak ever by a 1st-place team (the '75 Pirates also went 5-17, and didn't give up the lead in the N.L. East on their way to the division title).

The O's lead in the East was 2 games or less for 26 of 31 days in August. Toronto caught up with the O's on Aug 31 and passed the lead the next night when the O's dropped a 10-1 decision at Chicago.

The Orioles remained no more than 2^{1/2} games back and were 40 games out when they went to Toronto for the final 3 games of the

Toronto overcame a pair of O's 8th-inning leads to win 2-1 in 11 innings on Friday and 4-3 on Saturday to clinch the division. It was the 12th time since divisional play began that a race was decided in the final series. The Orioles' elimination matched the 2nd latest in club history...In '82 they were eliminated on the final day; in '80 and '64 it came in game #161.

AGAINST THE LEAGUE'S BEST: The Orioles went 17-6 in games when the opposing pitcher was one of the following pitchers: **Nolan Ryan** (3-0)...**Mark Gubicza** (3-1)...**Greg Swindell** (3-1)...**Dave Stieb** (2-0)...**Ted Higuera** (2-1)...**Roger Clemens** (1-1)...**Dave Stewart** (1-1)...**Bob Welch** (1-1)...**Frank Viola** (1-0)...The O's were 18-10 against pitchers who have won 20 games in the majors.

ALL-STAR BREAK: The Orioles became one of only 6 teams to be in 1st place at the All-Star break after a last-place finish the year before (since the All-Star play began in '33)...The others: '74 Phillies, '77 White Sox, '83 Blue Jays, '84 Mets, and '86 Giants...O's 48-37 record was an improvement of 21 games over the break a year earlier, the greatest improvement ever by a team from one All-Star break to another.

ARTIFICIAL SURFACE: The Orioles were 10-14 in the A.L. ballparks with artificial turf, the 5th time in the last 6 years they've had a losing record on the carpet...Over the last 2 seasons, the O's are 7-5 at Seattle and 8-29 in the three other artificial surface parks...In '89 the O's were 4-2 at Seattle, 4-4 at Kansas City, 3-3 at Toronto, and 1-5 at Minnesota...O's lifetime mark on the carpet is 174-188 (.481)...The O's are 167-184 (.476) in the A.L. ballparks (Chicago, 27-24, from '68 thru '75; Kansas City, 39-58; Minnesota, 19-29; Seattle, 44-29; Toronto, 38-44 (35-41 at Exhibition Stadium) and 3-3 at SkyDome); and 7-4 in four World Series ('70 Cincinnati, 2-0; '71 Pittsburgh, 0-3; '79 Pittsburgh, 2-1; '83 Philadelphia, 3-0).

BATTING: The Orioles had a .252 team average and were shut out 15 times, most since '68, but only 4 major league teams scored more than the O's 708 runs...How?...One reason was the Orioles received 593 walks, 107 more than the O's pitchers issued...That margin was the best in baseball...Of the O's 593 walks, 167 led to runs and 11 came with the bases loaded...Opponents walked 486 times, 112 scored, came with the bases full.

O's team speed was also evident...Their 118 steals were the most since '75 and their 33 triples were the highest total since '75...O's also executed sacrifice bunts, most since '75 and 30 more than they had averaged over the previous 4 seasons...The Orioles used 113 different lineups...For the 1st time since '78, the Orioles hit higher at home (.255) than on the road (.249)...Biggest increase was by the Orioles' outfielders who batted .26 points higher than a year ago.

O's run production fell off a run per game the last 2^{1/2} months...As late as July 18, the Orioles were leading the majors in runs per game (4.8), batting (.403) and extra-base hits (252), and were batting .262 (at the O's were a season-best 53-38)...However, over the final 71 games, O's batted only .238 and averaged 3.8 runs per game, had 148 extra-base hits and were 34-37...O's batted .270 (148-40) with the bases loaded, .322 (87-28) before the All-Star break and .197 (61-12) after the break.

PLAYING WITH MEN IN SCORING POSITION: ANDERSON, .200 (50-100)...BELL, .000 (2-0)...BRADLEY, .240 (121-29)...DEVEREAUX, .238 (25)...DAVIS, .000 (2-0)...FINLEY, .273 (55-15)...GONZALES, .244 (10)...HOILES, .250 (4-1)...HULETT, .440 (25-11)...JEFFERSON, .385 (10)...MELENDEZ, .333 (3-1)...MELVIN, .292 (72-21)...MILLIGAN, .261 (3)...MORELAND, .179 (28-5)...ORSULAK, .279 (104-29)...QUIRK, .156 (15-6)...B. RIPKEN, .254 (71-18)...C. RIPKEN, .255 (165-8)...SHEETS, .234 (77-18)...TETTLETON, .204 (98-20)...TRABER, .257 (8)...WORTHINGTON, .313 (134-42)...TEAM, .261 (1356-354).

PLAYING WITH BASES LOADED: ANDERSON, .000 (3-0)...BRADLEY, .122)...DEVEREAUX, .429 (7-3)...FINLEY, .200 (10-2)...GONZALES, .1-0)...HOILES, .000 (1-0)...HULETT, 1.000 (5-5)...JEFFERSON, .250, MELVIN, .333 (15-5)...MILLIGAN, .000 (6-0)...MORELAND, .500, ORSULAK, .444 (9-4)...QUIRK, .000 (1-0)...B. RIPKEN, .444 (9-1)...RIPKEN, .071 (14-1)...SHEETS, .200 (5-1)...TETTLETON, .250 (16-1)...RABER, .083 (12-1)...WORTHINGTON, .375 (16-6)...TEAM, .270 (40).

LAST YEAR

1989 SEASON SUMMARY (Cont.)

BY MONTH: Apr (12-12)...May (14-10)...June (17-11)...July (16)...Aug (18-13)...Sep (14-13)...Oct (1-0).

CLOSE GAMES/LATE-INNING WINS: The Orioles were 9-3 in extra-inning games. Only Toronto (13-4) was better among major league clubs...Over the last 2 seasons the O's have gone 16-7, the best record in the majors...O's were 18-16 in one-run games and 37-33 in 1-and-2 games combined...O's were 22-18 in games decided in the 7th inning or later...The O's were involved in 13 "sudden death" games and were winners in 8 of them...O's were 13-12 in games decided in the last at-bat...The O's won 6 games when they trailed after 7 innings...Entering the last week, the O's were 71-4 when they led after 7 innings...However, on Sep 22 the O's lost 2 games after leading in the 8th.

DAYS IN EACH PLACE: 1st (116); 2nd (44); 3rd (8); 4th (9); 5th (5); 6th (0); 7th (0). The Orioles' 116 days in 1st were the most ever by a team coming off a last-place finish and 81 more days than any other A.L. club (Toronto-35)...The O's had spent a combined 23 days in 1st place '84-'88...The Orioles, who spent every day of '88 in last, were the only team in the East that not to occupy last at least one day this year...The O's spent 10 straight days in 1st place, May 26-Aug 31...The O's were never more than 3 games out of 1st place and their largest lead was 7 1/2 games (June 18-July 20)...The O's were alone in 1st later than any team ever coming off a last-place finish.

DESIGNATED HITTERS: The Orioles' designated hitters batted only 133 times (603-143), 13th in the A.L. and the club's 5th lowest since DH rule instituted in '73...O's DH's were 3rd in the league with 85 runs scored...the last 17 years that the DH rule has been in affect, O's DH's have batted .272 (9747-2654) and averaged 18 homers and 82 rbi...O's DH's hit 13 home runs, 8 by **Mickey Tettleton**, and drove in 71 runs...The O's used 13 different DHs...**Larry Sheets** was the league's 5th busiest designated hitter with 291 ABs.

EIGHTIES: Despite having the worst season by any major league team in the '80s ('88: 54-107), the Orioles finished the decade with an 80-73 (.512) record, 13th best in the majors.

FIELDING, O'S SET MAJOR LEAGUE MARK: The Orioles set a major league record for best club fielding percentage in one season (.987, TC-6227, E-87)...The Orioles broke the record of .9857 set in '88 by the Twins...The O's and the '88 Twins are the only 2 teams in major league history to finish with less than 90 errors in a full season...The Orioles set a franchise record with 93 errorless games.

The Orioles allowed only 42 unearned runs, fewest in the majors...the '82 Orioles allowed only 39...O's made only 26 errors in 1st 66 games (38-28); 40 in the next 46 (20-26), and 21 in the last 50 (29-21).

The O's made only 9 errors in May, 3 by the infield...The Orioles allowed an unearned run until their 15th game of the season...The last team to do better was the '81 A's who didn't allow an unearned run until the 17th game.

FIELDING, INDIVIDUAL: Phil Bradley had the highest defensive rating by a leftfielder (.990, 4th in A.L.)...O's 1st basemen **Randy Milligan** and **Jim Traber** didn't make an error until June 17...They had gone 63 games without one...Their combined total of 6 errors were 10 fewer at 1st than '88 and tied with California for the fewest in the majors...O's caught by **Mickey Tettleton**, **Bob Melvin**, **Jamie Quirk** and **Chris Hoiles**, made 5 errors all year, lowest total in the majors.

Cal Ripken led all major league shortstops in putouts (276), assists (531), total chances (815) and double plays (119)...His career best fielding pct. was 2nd in the majors behind **Tony Fernandez**, who set the A.L. record with a .992 fielding mark...**Cal** went 47 games without an error (239 TCs), Aug. 5-Sep. 23, longest streak of his career.

Craig Worthington was 2nd among A.L. 3rd basemen with 410 total chances...His 145 games at 3rd were the most by an Oriole since **DeCinces** in '77 (148), the year **Brooks Robinson** retired...**Tim Lincecum** became the O's 35th 3rd basemen since **Brooks**.

Catchers Efficiency (ATT-CS-PCT): QUIRK (12-4-33%)...TETTLETON (71-17-24%)...MELVIN (63-13-21%)...TEAM (146-34-23%).

Triple Play: The only triple play in the A.L. was executed by the O's...On June 15 vs. the Yankees, the Orioles pulled off the 9th triple play in club history, 1st since June 10, '79...NY's **Steve Balboni** lined into the triple play (L6-4-3, **Cal Ripken-Bill Ripken-Randy Milligan**).

HOME AND AWAY: The Orioles had the 7th best home record in the majors (47-34)...Despite losing 10 of their 1st 15 on the road, their record away from Memorial Stadium was a 20-game improvement over '88 when they set a major league record for fewest road wins in a 162-game season (20-61)...The Orioles matched last year's road win total on June 21 when they captured their 20th road win at Seattle...The O's snapped a streak of 3 straight losing seasons at home during which they were a combined 37 games under .500.

HOME RUNS: The Orioles were 5th in the A.L. in homers with 129 (2 ahead of Oakland), their fewest for a full season since '76 (119)...There were only 263 home runs hit in Orioles games this year, a dropoff of 40% from 2 years ago when the O's and their opponents combined to hit 437, most in major league history, and a decrease of 10% from '88 (290)...O's allowed 134, fewest since '83 (130).

The O's had their best success with homers against some of the league's toughest pitchers: A.L. save leader **Jeff Russell**, major league strikeout leader **Nolan Ryan** and **Mark Gubicza**, the league's toughest starter to hit a home run off...The O's hit their most homers off **Ryan** (5) including 3 in one game on May 29 in a 6-1 win, the most he has allowed in a game since Aug 6, '82.

On Sep 16, the Orioles hit 3 home runs off **Gubicza**, the most he'd allowed since Aug 25, '84...The Birds also hit 2 homers (both game winners) off **Russell**, who allowed only 4 all year...Combined, **Russell**, **Ryan** (17) and **Gubicza** (10) gave up only 31 homers and the O's hit 10...The O's hit 22 three-run homers and one grand slam (rookie **Steve Finley** at NY on June 5)...They hit only 9 three-run homers and one grand slam in '88.

Memorial Stadium: Only 126 home runs were hit at Memorial Stadium in '89, fewest since '78 (116)...There were 235 home runs hit at Memorial Stadium in '87, but in 2 years since there have been a combined total of just 273 (147 in '88).

JUNE DRAFT: For the 1st time in history, the Orioles had the 1st overall selection in the June free agent draft. And, for the 1st time since the draft was initiated in 1965, the Orioles became the only team to be in 1st place in the day they picked the 1st player in the draft. The Orioles selected lifetime All-America pitcher **Ben McDonald** out of LSU.

MOST VALUABLE ORIOLE: Orioles' rookie reliever **Gregg Olson** (O's 1st pick in '88) was selected the winner of the '89 **Louis M. Hatter** "Most Valuable Oriole" Award. The award is selected by vote of sportswriters and broadcasters who cover the team at home and regularly on the road. The award is named in honor of **Lou Hatter**, the beloved dean of Baltimore baseball writers who passed away in May '88.

Olson is the 1st rookie to win the award. He received a total of 42 points, 6 first-place votes, in the 5-3-1 point system. **Cal Ripken** finished 2nd in the voting with 29 points (4 first-place votes)...Others receiving votes in order were: **Mickey Tettleton** (9), **Jeff Ballard** (5 1/3 points), **Craig Worthington** (4 1/3 points) and **Bob Milacki** (1/3 point).

PINCH HITTERS: Although Orioles' pinch hitters batted .212 (118-25), 11th in the A.L. and 14 points below the league average (.226), the O's did have 2 of the league's best individuals...**Joe Orsulak's** .400 (15-6) mark was the highest among A.L. pinch hitters with 15 or more ABs...**Larry Sheets** (.333, 18-6) had the 5th highest average.

The remaining O's pinch hitters batted only .153 (85-13)...The O's hit 11 pinch homers: **Orsulak** on Apr 11 at KC off **Tom Gordon** and **Jim Traber** on June 22 at California off **Willie Fraser**...**Mike Devereaux** was 0-for-14, the most pinch-hit ABs without a hit in the A.L.

PITCHING: Only 48 of the O's 162 games were started by pitchers with more than 2 years of major league experience...The Orioles used 17 pitchers-11 entered the season with 2 years or less experience; 14 with less than 15 career wins and 8 were rookies...Those 17 entered the season with a total of 170 career wins--an average of just 10...Only 3 (**Dave Hmilt**-41, **Mark Thurmond**-36, **Jay Tibbs**-31) had more than 15 wins.

1989 SEASON SUMMARY (Cont.)

O's used 11 starters...The O's recalled a total of 6 pitchers (The **Mickey Weston**, **Dave Johnson**, **Ben McDonald**, **Curt Schilling**, **Mike Smith**) that didn't start the season with the O's and they went 13-8 (6 saves)...Thru July 3, minor league recalls were 8-0. O's pitchers struck out 676, fewest by a major league staff since '83 (California-668, 593)...The O's fanned 10 or more only 3 times (**Nolan Ryan** had 18 in 4 games in '89), and their 486 walks were their fewest since '83 (452). They walked 2 or less in 81 games...The O's had 11 games without a walk without a strikeout.

O's 4.00 era was the lowest since '84, 9th in the A.L....O's staff reached a season-low 3.45 on June 18 following a stretch of 13 games May 17-30, in which they allowed only 22 runs, the best stretch by Orioles staff since '74...For more than a month, May 17 thru June 18, O's had the best era in the majors (2.45, IP-279.2, ER-76) while going 11-1.

Starters: O's starters were 61-58 (4.20, IP-961.2, H-1031, ER-449). Starters worked into the 7th inning 90 times (57-33)...The Orioles went 11-1 in the last 23 games started by **Jeff Ballard** and **Bob Milacki** beginning Aug 17...O's starters worked 26 times on 3 days rest (all coming after 15) and were 14-7 (2.87, IP-188.1, ER-60).

Bulpen: The O's bullpen was 26-17 (.605). Only KC (29-17, .630) had a better winning pct. in the A.L....O's converted 44 of 59 save opportunities (75%), tied with Texas for the 2nd best pct. in the A.L. behind Oakland (76%)...The O's bullpen finished 2nd in the A.L. in the Rolaids Bullpen Standings, accumulating 120 points behind Oakland's 135...O's were 5th in the majors according to the Rolaids system (SV +3 pts, +2, Loss -2, Blown SV -2)...O's relievers posted a 3.61 era (IP-487, H-487, ER-195), 9th in the A.L.

Save/Save Opportunities: HICKEY (2-2, 100%)...HOLTON (1)...HUISMANN (1-3, 33%)...OLSON (27-33, 82%)...THURMOND (100%)...WESTON (1-1, 100%)...WILLIAMSON (9-15, 60%)...TEAM (59, 75%).

Runners Inherited/Scored-Pct. Stranded: HICKEY (48/12, 75%)...HOLTON (30-16, 47%)...HUISMANN (7-2, 71%)...McDONALD (7-4, 43%)...OLSON (45-10, 78%)...SCHMIDT (8-2, 75%)...MIKE SMITH (11-1, 90%)...THURMOND (48-18, 63%)...WESTON (4-2, 50%)...WILLIAMSON (64-25, 61%)...OTHERS (9-3, 67%)...TEAM (291/98, 66%).

PRESIDENT BUSH: The Orioles went 3-1 in games attended by President **George Bush**, 2-1 at home...Those games were: Apr 3, Opening Day, 5-4 in 11 innings over Boston at home; 8-1 on Apr 25 at California; 2-1 at home over Toronto on June 28; and a 6-4 loss to Texas at home on Aug 4...The **President** threw out the 1st ball Opening Day and the O's was their 1st ever when a president has thrown out the 1st ball...O's have been 0-4 (**President Reagan** 0-3, **President Carter** 0-1).

ROOKIES: The Orioles used 13 rookies, all but 3 were with the team as of Sep 1...Only the Tigers, White Sox, Braves and Twins used more...The Orioles opened spring training with the youngest roster in the majors and their opening day lineup was their youngest since 1968, averaging 27 years old one month. They opened the season with six rookies on the roster (**Devereaux**, **Steve Finley**, **Pete Harnisch**, **Bob Milacki**, **Craig Worthington**, and **Gregg Olson**).

Rookies had either a win and/or a save in 50 of the O's 87 wins...They pitched 39% of the O's total innings...The Orioles became the 1st team (since saves became an official statistic in '69) to get 25 saves and 10 wins combined from rookies.

O's used 8 rookie pitchers, 7 earned wins...O's rookie pitchers led all major league clubs in nearly every category including starts (69, Atlanta was 2nd with 56); innings (569.2, Atlanta was 2nd with 391.2) and wins (32, KC and Min. were 2nd with 20)...The last team to get more wins from its rookies was the '86 Rangers (775 ip)...**Gregg Olson** had 8 wins, more than all other A.L. rookies combined.

The O's rookie run production was 3rd best in the majors...O's rookies combined to produce 266 runs, 3rd behind Seattle (323) and the Mariners (286)...O's 1,118 at bats by rookies were also 3rd most behind the Mariners (1,200).

(1,548) and Cubs (1,230)...**Craig Worthington** led all M.L. rookies with 70 rbi.

Orioles Rookie Pitchers

W	L	ERA	G	GS	CG	SV	IP	H	ER	BB	SO
32	31	3.95	164	69	9	28	569.2	538	250	249	327

Orioles Rookie Hitters

AVG.	AB	R	H	2B	3B	HR	RBI	SB
.252	1118	149	282	43	5	25	142	41

STOLEN BASES: O's 118 steals were the most since '76...Six different Orioles stole 2nd and 3rd in the same inning: **Steve Finley** (twice), **Mike Devereaux** (twice), **Stan Jefferson** (twice), **Phil Bradley**, **Rene Gonzales**, and **Brady Anderson**...O's were 19 of 27 stealing 3rd (70%), **Jefferson** making it safely a club-high 5 times...Opponents stole 3rd 8 times out of 11.

SERIES PLAY: The Orioles went 24-18-10 in series play...On May 26 at Cleveland the O's took 2 of 3 against the Indians for the 1st series win in an A.L. East ballpark since Apr 10-12, '87 when they swept a 3-game series at Cleveland...The O's had gone 0-22-2 in 24 East road stops without a series win.

STREAKS: The Orioles longest win streak was 8 games, May 29-June 5...They won 7 straight once; 5 straight twice and 4 straight twice...Their 8-game losing streak, July 19-27, was one game short of the A.L. record for the longest losing streak by a 1st place team ('53 Yankees and '70 Twins) and two shy of the major league record ('32 Pirates).

TYING AND LEAD RBI: C.RIPKEN-37...TETTLETON-22...MILLIGAN-18...WORTHINGTON-17...ORSULAK-17...BRADLEY-15...DEVEREAUX-10...GMELVIN-10...B.RIPKEN-7...SHEETS-7...TRABER-7...ANDERSON-6...FINLEY-5...MORELAND-5...HULETT-4...JEFFERSON-4...GONZALES-3...QUIRK-2...MELENDEZ-1.

WIN #3,000: The Orioles beat the Tigers 4-1 on June 2 for the 3,000th win in the franchise's history. Only 4 other major league franchises won 3,000 in fewer games: New York Yankees, Chicago Cubs, Pittsburgh Pirates and New York Giants.

Pre-Game Workout Schedule at Memorial Stadium

1:35 P.M. Start

In Uniform:	11:10
Orioles Hitting:	11:15-12:15
Visitors Hitting:	12:15-12:55
Orioles Infield:	12:55- 1:05
Visitors Infield:	1:05- 1:15
Ground Crew:	1:15

2:35 P.M. Start

In Uniform:	12:10
Orioles Hitting:	12:15- 1:15
Visitors Hitting:	1:15- 1:55
Orioles Infield:	1:55- 2:05
Visitors Infield:	2:05- 2:15
Ground Crew:	2:15

7:35 P.M. Start

In Uniform:	5:10
Orioles Hitting:	5:15- 6:15
Visitors Hitting:	6:15- 6:55
Orioles Infield:	6:55- 7:05
Visitors Infield:	7:05- 7:15
Ground Crew:	7:15

2:05 P.M. Start

In Uniform:	11:40
Orioles Hitting:	11:45-12:45
Visitors Hitting:	12:45- 1:25
Orioles Infield:	1:25- 1:35
Visitors Infield:	1:35- 1:45
Ground Crew:	1:45

5:05 P.M. Start

In Uniform:	2:40
Orioles Hitting:	2:45- 3:45
Visitors Hitting:	3:45- 4:25
Orioles Infield:	4:25- 4:35
Visitors Infield:	4:35- 4:45
Ground Crew:	4:45

8:05 P.M. Start

In Uniform:	5:40
Orioles Hitting:	5:45- 6:45
Visitors Hitting:	6:45- 7:25
Orioles Infield:	7:25- 7:35
Visitors Infield:	7:35- 7:45
Ground Crew:	7:45

OPENING DAY

The Orioles are 22-14 in 36 previous openers, an edge built largely from 1970 thru 1982 when they went 11-2 (including 7-0 from '70 thru '76).

For the past 9 years ('81 thru '89) the O's have opened the season at home and have gone 5-4 in that stretch...In home openers alone, the Birds are 23-13. Opening Day in Baltimore has drawn over 50,000 in 9 of the last 10 seasons.

ORIOLES VS. OPPONENTS

VS. BOSTON ('89: 6-7, Lifetime: 287-318, .474)...The Red Sox won the season series for the 6th straight year (starting '84)...In that period, they are only 26-52 (.333) against Boston...Over the last 3 seasons, they have gone 11-28 (.282) in the season series, and in the '80s they are 4-10 their worst record against one club in the decade just past.

The Carmines' lifetime won-lost record is the best among all Orioles opponents. It's been more than 17 years since the Orioles have the winning record against the Sox--since Sep 20, '72 (184-183).

The Orioles maintain a winning record against each of their 13 opponents at Baltimore, but their 154-150 lead against the Sox at Memorial Stadium is easily their most precarious.

Fenway Park has been traditionally a house of horrors for the Orioles whose lifetime percentage there is a modest .442 (133-168), their lowest anywhere...Since **Mike Boddicker** decisioned **Bob Stanley** in Boston on Sep 30, '86, the Birds have gone 3-17 at Fenway, including 2-5 a year ago.

Pitching was definitely not the name of the 13 games between Baltimore and Baltimore...The Sox' average run yield was 5.6 runs (era 4.60) the O's 5.5 (era 4.81).

RED SOX BATTING: Over the last 3 years Boston has batted .312 average (1390-433) in 39 games vs. the O's while scoring an average of 6.3 runs per game...Their on-base percentage in that stretch is an impressive .357 (1570-597).

The Sox' offensive achievements at the Orioles expense are borne by individual stats...For example, the top 2 career active hitters against Baltimore (minimum 100 at bats) are **Mike Greenwell** (.425, 113-48) and **Marty Barrett** (.367, 281-103)...Three of the top 6 are Red Sox--add **Wade Boggs** (.342, 374-128), and 5 of the top 14--add **Jim Rice** (.324, 680-213) and **Ellis Burks** (.313, 144-45).

In home runs **Rice** (38) and **Dwight Evans** (28) are 1-2 (Evans actually tied with **Tony Armas**), and in rbi, it's **Rice** 136 at the top, **Evans** 2nd with 128 (Evans takes the lead if **Rice** retires)...At the end of last season, those 2, and **George Brett** (101) were the only active players with 100 or more rbi vs. Baltimore pitching.

Greenwell has developed into the Orioles' chief nemesis. Not only does he lead all opponents in average, but he has driven in 23 runs, hit 8 home runs in 18 games vs. the Birds over the last 2 years...He hit for the cycle once in that span (9/14/88 at Boston).

Barrett in '87 hit .529 (51-27) against the O's in 13 games, believed to be the highest average ever recorded vs. Baltimore pitching one season (30 or more at bats)...Though **Boggs** is batting .342 lifetime against the Orioles, that figure is 10 points below his major league career mark.

Here is **Rice's** consolidated career line against the Orioles in 13 games: Average-.324 (680-220), HR-38, RBI-136...**Nick Esasky**, in his lone A.L. campaign, hit 4 homers and drove in 14 in 12 games against the Birds.

RED SOX PITCHING: **Clemens**, 1-0 in 2 '89 starts, has won 7 of his 11 decisions against Baltimore and is 7-2 lifetime...Reliever **Bob Stanley** is 1-0.

Lee Smith, in 2 Red Sox seasons is 1-0 with 5 saves in 12 appearances...In his 3 A.L. campaigns, **Jeff Reardon** is 2-1 with 7 saves and 10 appearances...Over the last 2 years, he's held O's batters to a .250 average (36-4)...**Wes Gardner**, 1-0 in 3 '89 starts, is 4-0 lifetime against Baltimore (3-0 at Memorial Stadium).

Mike Boddicker had a 9.39 era (ip-7.2, er-8) in 2 starts against the former teammates while going 0-1...He's 1-1 lifetime.

ORIOLES BATTING: The top hitters against the Sox were: **Bill Ripken** (.271, 21-7), **Randy Milligan** (.321 (28-9) and **Cal Ripken** (.314 (51-16)...In lifetime, **Cal's** .268 average (414-111) vs. Boston is the best on the club.

ORIOLES PITCHING: Six different pitchers accounted for the O's 6 wins against the Red Sox...**Jose Bautista**, 1-0 in 2 starts, held the Sox to a .250 average (50-10)...So did **Pete Harnisch**, 1-1 (55-11)...**Bob Milacki** was 0-2 in the season series in 2 starts had an 11.57 era (ip-7, er-9). Red Sox batted .343 (35-12) against him.

VS BOSTON (cont)

Only 2 of the current Orioles staff have beaten the Sox more than once...Both **Jeff Ballard** and **Bautista** are 2-2.

GAME HIGHLIGHTS:

Mon, Apr 3 (Bal)...A dramatic win for the O's who snapped the presidential jinx (they'd gone 0-4 at Memorial Stadium with U.S. presidents in attendance). Not only was **Mr. Bush** there, but so was Egypt's chief executive, **Hosni Mubarak**--See page 50 for more on presidential visits)

More than that, they eliminated the possibility of another 0-21 start...**Steve Finley's** first major league defensive play was a smash (into the fence) that stole extra bases from **Nick Esasky**, but it was to cost the O's rookie 3 weeks on the DL...**Cal Jr's** 3-run homer off "**Cy**" **Clemens** put the O's ahead in 6th, but Sox tied it in the 7th.

It remained for rookie **Craig Worthington** to win it in the 11th with a 1-out single over a 5-man infield (**Greenwell** came in from left field to join **Wade Boggs** and **Jody Reed** on the left side of the infield) off **Mike Smithson**...It was the 2nd time **Joe Morgan** had employed that maneuver in Baltimore, and the 2nd time it failed...Most of 52,161 went home happy.

Sat, Apr 15 (Bos)...O's were 1-13 in last 14 at Fenway before downing **Mike Boddicker**, 12-4, scoring 7 runs in the 9th off **Mike's** successors...The rally featured 3-run homers by **Brady Anderson** & **Larry Sheets**.

Tue, Aug 1 (Bos)...The absolute low point of the season...The O's dropped both ends of a rare day-night doubleheader and had now gone 1-13 in their last 14...Their lead was down to one game...A total of 70,012 watched the 2 games...At the suggestion of the players from both clubs, a total of \$10,000 from the gate receipts was donated to charity.

Wed, Aug 2 (Bos)...Arguably the biggest win of the season...Trailing 6-0 entering the 6th after having lost 13 of 14 games, the O's score 3 each in 6th, 7th and 8th...**Randy Milligan's** 3-run 7th inning homer ties it and **Cal** put O's ahead for good with a double in the 8th...**Bill** (4) and **Cal** (3) combined for 7 hits...Our distinguished researcher **Al Kermisch** indicates the only brother combo to have exceeded that total was the **Waners**, **Paul** and **Lloyd**, who once had 8 in one game.

Sat, Aug 12 (Bal)...The Orioles' longest game of the season by time (5:23) was decided negatively at 1 a.m. on a **Rich Gedman** double in the 13th...Twelve pitchers from both sides threw a total of 501 pitches. **Nick Esasky** hit a 425' home run to left that nearly cleared the left field stands (only **Frank Robby** has hit one completely out of the park)...**Al Bumby**, Sox 1st base coach, got the heave ho from **John Hirschbeck**, his 3rd lifetime (first 2 as player with O's).

Sun, Aug 13 (Bal)...O's gained a split in 4 game series (behind **Dave Johnson's** 2nd straight cg)...The Sox made 9 errors in the set and 10 of the O's 22 runs were unearned.

VS CALIFORNIA ('89: 6-6, Lifetime: 219-173, .559)...The Angels hit .317 (432-137), but had to settle for a tie in the 12 game season series...Ten of the 15 Angels who batted against the Orioles hit over .300.

Over the last 3 years, these 2 clubs have played 36 games, and 26 of them have been decided by 1 or 2 runs...During the '80s, the O's were 1-49 (.592) against the Angels, and went 7-1 in season series competition with 2 ties.

ANGELS BATTING: The Angels' 17 homers were the most hit against the Orioles by a single opponent...In limited duty, 2 Angels hit .500 against the O's: **Bill Schroeder** (14-7) and **Max Venable** (12-6)...**Venable** who joined with the Orioles several seasons back enjoyed his first 4-hit game the majors on July 15 in Baltimore...Among regulars, **Johnny Ray** hit .366 (44-17) and **Lance Parrish** .370 (27-10) with 3 homers.

However, the most productive Angel was **Jack Howell** whose 5 homers were tops among O's opponents (5 of his first 12 homers were against Baltimore; he wound up with 20)...**Howell** drove in 10 runs in 11 games.

ANGELS PITCHING: Six different pitchers each won a game against the Orioles, while **Willie Fraser** (0-3) accounted for half of the California defeats...**Chuck Finley** (1-0) fanned 29 Orioles in 21.1 innings, tops in the league and one more than **Nolan Ryan** registered against the

VS CALIFORNIA (cont)

Birds...**Finley** also held the O's to a .215 combined average in his 3 starts, yet his era vs Baltimore was a modest 4.22 (10 er)...Lifetime, he's 2-1.

Mike Witt, 1-1 in '89, is 7-12 lifetime...In Baltimore where he was 1-0 in one start last year, **Witt** is 1-6, and has lost 5 in a row here in 9 starts since that lone victory on Aug 28, '81 over **Steve Stone**...In his 7 decisions here, the Angels have scored only 14 runs.

Bryan Harvey, the Angels' prime closer, suffered from wildness in outings totaling 4.1 innings...He was 0-1 with 2 saves and a lofty 10.1 era, thanks to a yield of 6 walks which combined with 4 hits resulted in 9 earned runs...He also fanned 9 Orioles with his blazer...**Mike Smith** after a 3-0 '88, went 0-2 in the '89 season series for the Red Sox with a 8.49 era (ip-11.2, er-11)...The O's hit .417 (48-20) against him in 1989...Lifetime he's 8-9.

Bert Blyleven was 1-0 in 2 starts and is now the leading active win-loss pitcher vs Baltimore at 19-14...The runner-up is Detroit's **Frank Tanana** at 16)...Last year the Netherlands-born righthander didn't give up a home run (in '88 the O's homered 6 times off him, and in '87 8 times). However, the O's did hit .306 (49-15) against him in 2 starts.

During the last 3 years, **Blyleven** has gone 3-3 against the Birds in 6 starts, and it hasn't been pretty (ip-56, h-62, er-42, hr-14, bb-22, so-10, era-6.75)...Over the past 2 seasons, the O's have batted .333 (99-149) against this grizzled veteran of many campaigns.

ORIOLES BATTING Phil Bradley has been a consistent Angels hitter throughout the A.L. portion of his career...Last year he led the O's with a .432 average (37-16), and has batted .320 (200-64) against them lifetime...**Steve Finley** excelled at the plate vs. California (.355, 31-11) in his big league season, but fellow rookie, **Craig Worthington** struggled (.213, 31-3).

ORIOLES PITCHING: The O's era in the 12 games was 4.92, so don't expect many Herculean feats in this category...**Mark Williamson** is the current Oriole with more than one career victory at California's expense...He's now 6-2 after going 2-0 a year ago.

The O's two top starters had their hands full with California...**Jeff Ball** was 1-1 in 3 starts, and the Angels batted .379 (58-22) against him...his era was 8.03 (ip-12.1, er-11)...**Bob Milacki** went 0-2 despite a 3-1 (ip-18, er-6)...The Angels batted .304 (69-21) against him.

GAME HIGHLIGHTS:

Mon, Apr 24 (Cal)--After 2 losses, **Jim Abbott** earned his 1st big league victory, 3-2, over the O's and **Dave Schmidt**.

Tue, Apr 25 (Cal)--Four home runs (**Jim Traber**, **Bill Ripken**, **Mike Tettleton** and **Steve Finley**) offset 5 gids as the O's romped 11-1...**Finley's** a 3-run shot, was his 1st in the majors...**President Bush** in Anaheim that night and shook a few Orioles hands in the bullpen.

Thu, Jun 22 (Cal)--The O's blew a 5-0 lead over **Abbott**, but **Traber** pinch home run in the 8th inning off **Willie Fraser** won it before a national television (ABC) audience.

Thu, Jul 13 (Bal)--The Angels won their 4th straight from the O's, 11-2, and had scored 33 runs in those 4 games...**Blyleven** won his 19th game (20th if you include a '79 WS win for the Pirates) though he gave up 5 runs in 6 innings...The O's would go on to win the last 3 games of the final series to even their record at 6-6 against the Angels.

Sat, Jul 15 (Bal)--**Mike Devereaux** turned this one into a classic win, 2-1, controversial game-winning, game-ending 9th inning home run down the leftfield line that brought out the savage in Angels' skipper **Doug Rader** of them...**Brady Anderson** hit only 4 homers all year, but 2 were at the expense of the White Sox...**Mike Devereaux**, in his 1st A.L. season, batted .321 (28-9) in the season series.

The O's had never led in the game until that final moment and 9 runs...Lifetime, his 23 homers against Chicago are a career high vs one team...He has driven in 72 runs vs. both the White Sox and Brewers, and without **Joe Orsulak's** 7th inning 2-run pinch triple that kept the O's what also represents a personal high.

Sun, Jul 16 (Bal)--Another "game of inches" for the 2nd day in a row...time it was a drive down the rightfield line in the 11th inning by **Mike Tettleton** off **Willie Fraser** that brought instant victory to Baltimore as **Jr** romped home from 1st.

Manager Rader didn't see this one live, having been ejected before the 1st pitch at home plate by **Ken Kaiser** while rehashing **Joyce's** final call from the previous night... At this point the O's were 29-22 vs the West, the best record by any of the league's 14 teams against the A.L.'s dominant division (that record diminished to 40-41 by the end of the season).

VS CHICAGO ('89: 6-6, Lifetime: 288-251, .534)...The Orioles have lost only 5 season series to the White Sox in the last 22 years (15-5-2)...During the decade of the '80s, the Birds maintained a 63-53 edge against the Pale Hose.

Frank Robinson drew his 2nd and last ejection of the season on Sep 13 in the last game of the year between these 2 clubs...**Richie Garcia** gave him the heave ho after a spirited dispute concerning the condition of the playing field in Baltimore following a 49-minute rain delay with the O's trailing 2-0 in the 4th. **Frank** provided the denouement with an artfully executed bow to the umpires just before he left the field...The Sox went on to win in 9 innings, 3-0 behind **Greg Hibbard** and **Bobby Thigpen**.

The home town advantage didn't apply in this season series...Each club went 4-2 at the other's ballpark...The O's outscored the Sox 22-4 in the 3-game series at Chicago May 22-23-24...Over the last 3 years, the O's are 12-6 in Comiskey Park.

WHITE SOX BATTING The Sox hit a swarthy .298 in 12 games vs the Orioles, yet came away with only an even split in the season series. Among the 21 different White Sox who came to bat against the Orioles in '89, 12 hit over .300...In the 3-game series at Baltimore May 12, 13, 14, the White Sox batted .339 (115-39) as a team...On the year in Memorial Stadium, the Sox hit .325 (228-74).

The season leaders, among regulars, were: **Lance Johnson**-.370 (27-10), **Steve Lyons**-.353 (34-12) and **Dave Gallagher**-.345 (29-10)...**Ron Kittle** saw little service against the Birds in '89, but made the most of his opportunities...He was 7-for-12 (.583).

On the surface it appears that **Ivan Calderon** experienced a forgettable year against Baltimore in '89--considering that he batted only .192 (51-10)...But he was the only Chicago player to hit 2 homers off O's pitching, and his 8 rbi led the club. **Darryl Boston** was the only player with a grand slam against the Orioles all year...He hit it off **Bob Milacki** on Sep 1 in Chicago.

The 3-time all-American (Oklahoma St) and '88 Golden Spikes Award winner **Robin Ventura** made his big league debut in Baltimore on Sep 12 and registered his 1st hit. Ironically, it came off the '89 Golden Spikes Award winner, **Ben McDonald**...In the same game, **Scott Fletcher** hit his 1st home run in 2 years (1,075 at bats since Sep '87)...**Mickey Weston** had the dubious honor...It was **Mickey's** 1st big league gopher ball.

WHITE SOX PITCHING: The good news? The O's finally beat **Eric King** (on May 24 at Chicago)...The bad news? He defeated them 3 times in 4 starts and is now 6-1 lifetime with 2 saves and a 1.45 era (ip-68.1, er-11) in 13 appearances...He's held Orioles batters to a collective .145 (235-34) average.

Rookie **Hibbard** was also impressive...He was 1-1 with a 1.04 era in 2 starts (ip-17.1, er-2)...Relief ace **Thigpen** has gone 0-1 with 7 saves in 11 appearances vs the O's over the past 2 years...He had 3 saves in '89 despite an 8.44 era (ip-5.1, er-5).

ORIOLES BATTING: Phil Bradley batted .372 (43-16) against the Sox...His 292 lifetime (216-63) average vs. Chicago is tops on the club. The O's hit 11 homers off Chicago pitching and **Mickey Tettleton** had 4 of them...**Brady Anderson** hit only 4 homers all year, but 2 were at the expense of the White Sox...**Mike Devereaux**, in his 1st A.L. season, batted .321 (28-9) in the season series.

Though he hit only .229 in the 12 games, **Cal Jr** drove in a club high 19 runs...Lifetime, his 23 homers against Chicago are a career high vs one team...He has driven in 72 runs vs. both the White Sox and Brewers, and without **Joe Orsulak's** 7th inning 2-run pinch triple that kept the O's what also represents a personal high.

ORIOLES PITCHING: No Oriole won more than one game against the White Sox last year. Only one current Oriole has beaten them more than once lifetime. That's **Mark Williamson** who is 2-1 with 3 saves. One of those

VS CHICAGO (cont)

victories was historic...It was the game that ended the O's 21-game losing streak at the start of the '88 season...Two of the 6 losses in '89 were charged to **Bob Milacki** (1-2).

Kevin Hickey's save against his former teammates in Chicago on May 12 was his 1st in the majors in six seasons, since he pitched for their Western Division championship year ('83)...**Jeff Ballard**, who made his big league debut in Chicago on May 9, '87 in a no decision start, went 1-1 last year...They were his first 2 career decisions against the Sox.

On May 24, **Jay Tibbs**, in his 1st start after being called up by the Rochester, put an end to his 10-game A.L. losing streak left over from previous year and started a 5-game winning skein (still intact)...That's the day he and **Williamson** combined to blank the Sox, 8-0, while beating major nemesis, **King**, for the 1st and only time.

VS CLEVELAND ('89: 7-6, Lifetime: 301-304, .498)...Though the Orioles were out-scored by the Indians, 45 to 35, out-hit .247 to .215, and out-pitched 2.74 to 3.18, the Birds won the season series 7 games to 6...During the decade of the 80s, however, the Indians held the upper hand, 64-59.

The Indians are one of 3 clubs with a lifetime winning record in Baltimore (along with the Red Sox and Yankees)...The Tribe re-took lead in the lifetime rivalry in '88 when they went 9-4 vs. the Birds.

When you consider that in Baltimore's 1st 3 years back in the league ('54, '55, '56) the club went 11-55 vs the Indians (3-19, 3-19, 5-17), amazing the O's are even close. It took 25 years for the Orioles to go .500 against Cleveland (June 18, '79) and they maintained the advantage until Apr 10, '88...At that point, the Indians were in the midst of winning their 1st first 9 games of the season vs. Balmer.

INDIANS BATTING: **Cory Snyder** continued his 4-year harassment of O's while hitting .325 (40-13) with 2 homers...Actually that pace reduced his career figure to .340 (162-55) constructed over 42 games in which he has hit 14 homers...In Baltimore, where he is batting .382 lifetime (76), he has bashed 8 home runs in 20 games.

Brook Jacoby and **Joe Carter** each hit 3 homers... **Carter**, in his A.L. season (for awhile at least), batted .320 (50-16) and led the Indians with 9 rbi against the O's, one of them on a game-ending bunt (see p. 28 below under "Game Highlights")...His lifetime average is considerably more modest: .236 (259-61) with 12 hr & 34 rbi in 65 games.

Another who left the Tribe with less than sparkling anti-Baltimore stats is Atlanta's **Oddibe McDowell** who batted .199 (151-30) against the Orioles in 5 seasons...Seattle-bound **Pete O'Brien** hit only .218 (303-66) in 10 games for Cleveland vs the Birds...**Felix Fermin** dazzled the Orioles with the leather throughout the season series, but batted only .121 (33-4).

INDIANS PITCHING: In 5 of the 6 games the Indians won, their pitchers shutout the O's 3 times and held them to one run on 2 other occasions...Cleveland pitcher won more than once, though relief ace Doug Jones went 1-0 with 2 saves...Over the last 2 seasons, he's held the O's to 1 run in 10 innings and a .156 average (32-5) while going 1-0 with 5 saves in 6 outings.

John Farrell's 3-2 two-year record against the O's belies his effectiveness...He's held them to a .216 (139-30) average in that time.

Greg Swindell before '89 had allowed the Orioles only 2 earned runs in 32.2 innings (era 0.55)...Last year he wasn't himself (ip-22.1, er-4, era-4.84)...See Aug 30 below under "Game Highlights"... Lifetime he's gone 4-2 with a 2.29 (ip-55, er-14)...He had never allowed an earned run at Memorial Stadium (over 28.2 innings) until the 6th inning of a start last year... Now his era in Baltimore is 1.49 (er-36.1, er-6).

Tom Candiotti was 1-0 in 2 starts last year (ip-14.2, er-1) and the Orioles hit only .196 (51-10)...Lifetime, he's 6-4 with a 2.83 (ip-89, er-36).

ORIOLES BATTING: The Orioles' 35 runs against the Tribe were the least they scored against anybody...However, although many of their lifetime averages took a beating in '89, there are several current Orioles with impressive figures vs the Indians...For example, **Joe Orsulak** is batting .364 lifetime (66-24), **Mickey Tettleton** .313 (83-26), **Tim Hulett** (.102-31), and **Phil Bradley** .302 (215-65). Rookie **Craig Worthington** batted only .162 (37-6) last year in 11 games.

ORIOLES PITCHING: **Jeff Ballard** took the mound 3 times against Cleveland and came away on each occasion with a victory...His era was 2.08 (ip-21.1, er-5) and the Indians average against him was .213 (80-17)...Although he was only 1-1, **Bob Milacki** was even more effective...His era vs. Cleveland was 1.46 (ip-24.2, er-4) and the Indians average against him was .195 (87-17).

The **Mark Williamson-Greg Olson** team didn't allow a run in a combined total of 9 appearances (13.2 innings) while going 2-0 with 3 saves and holding the Tribe to a .128 average (47-6)...**Williamson** was 2-0 in 4 outings (ip-5.2, avg against-.200, 20-4), and **Olson** had no decisions but 3 saves in 5 appearances...He limited the Ohioans to 2 hits in 27 trips (.074).

On May 27 at Cleveland, **Mark Huismann**, just up from Rochester, combined with Dave Schmidt on a 4-hitter and earned his 1st big league save since pitching for the Tribe in '87...**Ben McDonald** made a dramatic big league debut, in relief, against the Indians in Baltimore Sep 6. On his first pitch he induced **Cory Snyder** to bounce into an inning ending double play...He had relieved starter **Curt Schilling**, trailing 4-0, and Tribe ultimately won 9-0.

GAME HIGHLIGHTS

Thu, May 18 (Bal)--**Bob Melvin's** bases-loaded 10th inning single off **Keith Atherton**, gave the O's instant victory.

Fri, May 19 (Bal)--**Brook Jacoby's** two 2-run homers off **Jose Bautista** were more than enough for the Tribe.

Sun, May 28 (Cle)--The Orioles' 5-game winning streak came to a shocking and abrupt end when **Joe Carter** dropped a 2-out bunt in the bottom of the 9th inning and beat it out as **Felix Fermin** scored the winning run...It was reminiscent of **Paul Blair's** perfect bunt in the bottom of the 12th off the Twins' **Ron Perranoski** that scored **Mark Belanger** with the decisive tally in the first ALCS game ever played ('69).

Tue, Aug 29 (Cle)--Playing in Cleveland for the 1st time since the **Carter** bunt, the O's again fell victim to "sudden death" when **Brad Komminsk** homered in the bottom of the 9th off **Pete Harnisch**.

Wed, Aug 30 (Cle)--The Birds jumped on long-time nemesis **Greg Swindell**, not long off the DL, for 7 1st inning runs enroute to a 7-4 victory.

Mon, Sep 4 (Bal)--This one had nearly everything before **Tim Hulett**, playing in his 1st game at Memorial Stadium since his recall from Rochester, homered in the 9th off **Rod Nichols**, who had just retired 15 straight hitters, to give the O's the win.

Earlier, **Doc Edwards**, using moves not seen since **Earl Weaver's** day, entertained the crowd after umpire **Jim Joyce** ejected him for the 1st time all year.

And, then there was "The Catch" that nearly postponed an historic achievement...**Cal Ripken**, bidding to become the 1st shortstop to hit 20 or more homers in 8 consecutive seasons, hit a long drive off **Swindell**, bound for the leftfield bullpen. But, outfielder **Komminsk** leaped in the air, caught the ball, then jackknifed over the fence. As he descended earthward on the other side of the barrier, however, the ball fell out of his glove--for a home run...Teammate **Carter** later called it "the greatest catch never made."

VS DETROIT ('89: 10-3, Lifetime: 315-298, .514)...The O's enjoyed their biggest success against the Tigers since 1980, but they had lost 30 of their last 40 games to the Tigers entering the season, and wound up going 61-69 vs Detroit during the decade of the '80s.

They held the Bengals to a .213 average (427-91), lowest average among all opponents. The O's batted .261 (436-114) in the 13 games and hit a season high 18 home runs.

TIGERS BATTING: Among those Tigers with 25 or more at bats against the Orioles, the leading hitters were **Keith Moreland** (.360, 25-9) before he joined the O's, and **Rick Schu** (.320, 25-8) after he was traded by the O's...**Mike Heath** led the Bengals with 3 homers and 9 rbi against Baltimore.

VS DETROIT (cont)

Matt Nokes, who had hit 8 homers in his first 23 games vs the O's ('88), went homerless and batted only .143 (28-4) in 9 games...**Fred Lynn** final figures vs. the Birds: .287 (478-137) with 15 homers and 75 rbi in 12 games.

Detroit's longtime keystone combination, **Alan Trammell** and **Lu Whitaker**, had a terrible time with O's pitching in '89...**Trammell** batted .108 (37-4) and **Whitaker** .133 (45-6).

TIGERS BATTING: **Doyle Alexander** had won 9 of his last 10 decisions from the O's at the start of last year, then went 0-3 in '89 with a 5.40 ip-16.2, er-10)...He is 13-8 lifetime since the O's traded him to the Yankees in a 10-player deal in June '76.

Jack Morris was 0-2 in '89 with a 5.74 era (ip-15.2, er-10) despite the fact he held the O's to a combined .214 average (56-12)...He is 11-1 lifetime vs. Baltimore and 6-10 over the past 8 seasons.

Frank Tanana (1-2 last year) is 18-16 lifetime vs the Orioles and the 2nd biggest winner among actives behind **Bert Blyleven** (19-14)...His victory against the Birds was his lone '89 shutout, a 2-hit 10 strikeout masterpiece at Detroit on Aug 16.

Charlie Hudson is still looking for his first career victory against the Birds...He's 0-2 in the A.L. and 0-4 if you include his 2 losses in the World Series for the Phillies.

ORIOLES BATTING: **Cal Ripken**, **Mickey Tettleton** and **Craig Worthington** each hit 3 home runs and batted over .300 against Detroit. Cal has hit 10 homers in Tiger Stadium, most in one ballpark on the road...He's hit 100 homers lifetime vs. Detroit.

The top Baltimore hitter in the season series among regulars was **Orsulak** (.353, 35-12)...**Tim Hulett**, appearing in 2 games against the Bengals, went 6-for-8.

ORIOLES PITCHING: **Bob Milacki** has excelled during his brief A.L. career against the Tigers, particularly in Detroit...He's 4-1 overall with a 2.23 ip-44.1, h-21, er-11) including 3-1 last year.

In Detroit, he has been better than phenomenal...Over 3 career starts there, starting with his major league debut on Sep 18, '88, **Milacki** is 1-0 with a-.36 era...He achieved that figure by allowing only one run in 25.1 innings...He's given up only 6 hits in the Motor City and the run scored off him there came on a solo homer last June 2 by **Fred Lynn**...As a club, the Tigers are batting .144 (146-21) against him overall and only .077 (78-6) at Tiger Stadium.

Jeff Ballard was 2-0 last year in 2 starts with a 1.26 era (ip-14.1, er-1) and held **Sparky's** team to a .189 average (53-10).

GAME HIGHLIGHTS

Thu-Sun, Jun 1-4 (Det)--The O's swept a 4-game series at Detroit to their winning streak to 7...They'd now won 12 of their last 13.

Fri, June 30 (Bal)--Tigers, trailing 5-1, bounced back to beat their nemesis, **Bob Milacki**, 16-5...**Mike Smith** in his major league debut touched for 8 runs in the 8th inning...**Chet Lemon** drove in a career-high 5 runs and **Mike Heath** hit 2 homers.

Sun, Jul 3 (Bal)--Badly beaten up in his debut 2 days earlier, **Texas Mike Smith** hurled 4 scoreless innings and gained his 1st big league victory.

Mon, Aug 14 (Det)--One of the truly big wins of the year...**Craig Worthington's** 3-run homer off **Jack Morris** in the 10th did the trick...**Morris** had pitched a 2-hitter thru 9...What made this one so special was that **Frank Robinson** went with a "bullpen committee" to give his regular rotation a day of badly needed rest. **Brian Holton**, **Mark Thurmond** and **Dave Schmidt**, each went 3 innings, then **Gregg Olson** came on to preserve the 3-run lead...**Stan Jefferson** contributed a game-tying homer in the 4th.

Tue, Aug 15 (Det)--**Milacki** pitched one of his patented gems in Detroit, a 2-hitter...This was the day **Frank** switched basically to a 4-man rotation and 3 days rest between starts.

Wed, Aug 16 (Det)--**Frank Tanana** pitched a 2-hitter to win his 18th lifetime victory against the O's who were held to 11 hits in this 3-game series...He won 2 of the 3 games.

Tue, Sep 19 (Bal)--The bottom third of the order (**Craig Worthington**, **Tim Hulett** and **Jamie Quirk**) were mainly responsible for the 6-2 win...They were collectively 3-for-40 going into the game, but went 4-for-7 with 5 rbi on this night...**Worthy** and **Hulett** homered, and **Quirk** drove home the game-winner.

For the 13th time at home rain forced an interruption in play (not including 4 other games completely rained out).

Wed, Sep 20 (Bal)--The Orioles batted 7 times with the bases loaded while **Hulett** continued his hot hitting...He went 4-for-4 and **Mickey Tettleton** drove in 4 runs...It was the 1st time in exactly a month that the O's had won a game on the same day the Blue Jays lost.

VS KANSAS CITY ('89: 6-6, Lifetime: 131-113, .537)...The Orioles effort against the Royals last year represented a 50% improvement over the year before when they were shutout completely (0-12)...Over the last 2 years, therefore, the O's have gone only 6-18 vs. the Royals.

During the Orioles' 36 years in the A.L. ('54 thru '89), there have been only 3 occasions on which one team has swept another in a season series (excluding strike-torn '81), and the Orioles have been involved in all 3:

1970-Baltimore-12, Kansas City-0

1978-Baltimore-11, Oakland-0

1988-Kansas City-12, Baltimore-0

Before the Birds put an end to it last Apr 12 in a tense 15-inning struggle at Royals Stadium (see "Game Highlights" below), the O's had dropped 15 straight to the Royals...It was a formidable string of losses, but far shy of the major league record set in '69 and '70 when the brand new Royals fell to the Orioles 23 consecutive times.

A week later, on Apr 19, the O's ended a string of 8 straight losses in Baltimore to the Royals.

The Orioles generally haven't fared well at Royals Stadium since it opened in '73...They were 2-4 there last year, and the 2 victories required 15 and 13 innings respectively to accomplish. Lifetime in the Truman Sports Complex they are 39-58 (.402), and over the last 2 years have gone 2-10...There was one 3 year stretch ('85-'87), during which the O's maintained a 12-6 advantage...However, the fact remains that the only currently used stadium where they have been less successful is the HHH MetroDome in Minneapolis (.396, 19-29).

ROYALS BATTING: **Pat Tabler**, **Kevin Seitzer**, **Bill Buckner**, and **George Brett** are all among the currently active top 14 lifetime hitters vs Baltimore (minimum 100 at bats).

Tabler at .343 (289-99) ranks 3rd, followed by **Seitzer**, who after 3 years and 34 games, has a .329 average (140-46). **Buckner**, 6-for-10 last year, has batted .325 (206-67) lifetime against the Birds...At Memorial Stadium, his career average is .393 (107-42) including 2-for-4 last year, all as a pinch hitter.

Brett, hitting .315 (644-203) with 25 homers and 101 rbi in 171 games, was one of 3 actives at the end of last season with 100+ rbi against the O's behind **Jim Rice** (136) and **Dwight Evans** (128).

Jose Tartabull, who is approaching the .300 lifetime circle against the O's (.292, 154-45) hit .333 last year (36-12), while the veteran **Frank White** batted .385 (78-30) off the Birds the past 2 years.

The Orioles were, however, able to hold **Bo Jackson** fairly well in check last year...He hit only .154 (39-6) with 2 homers and is now at .241 lifetime (116-28) with 6 long balls in 30 games.

ROYALS PITCHING: In '89, the Royals' pitching was often awesome...Their 2.90 era vs. the O's was second only to the Indians' 2.74, and O's batters hit only .217 (424-92) as a unit against KC.

There was no question in any Orioles mind regarding the '89 Cy Young pick...The amazing thing was not **Bret Saberhagen's** eye popping figures against them, but how they managed to beat him once in 3 decisions (see Apr 20 under "Game Highlights" below).

Saberhagen's era was 0.38 (ip-24, er-1) and the O's average against him was a lousy .139 (79-11)...He was the only pitcher in the league to throw 2 complete games against them, and he allowed only one non-in-

VS KANSAS CITY (cont)

tentional walk...Of the 81 Orioles he faced, only 13 reached base and nobody homered against him.

Tom Gordon, **Gregg Olson's** principal competition for the AL "Rookie of the Year" (BBWAA) award, also put up some impressive numbers...He relieved in 3 games, pitched 11.1 innings, gave up 1 run (era 0.79), fanned 13 and held the O's to a .158 average (38-6).

Another with impressive stats was former Blue Jay **Luis Aquino** who pitched a shutout, allowed only 1 run in 11.2 innings overall and limited the O's to a .128 average (39-5)...**Mark Gubicza** couldn't get a decision... started 4 times, worked 29.1 innings against the Birds (more than any other A.L. pitcher) and was 0-0...The first 3 games he started went to 15, 13 and 13 innings...Lifetime, he's 4-3. **Charlie Leibrandt** leaves the league with a 5-4 record. **Floyd Bannister** (1-0) is now 9-7 lifetime.

ORIOLES BATTING: Among the Orioles' regulars **Joe Orsulak** (.333, 11), **Mike Devereaux** (.333, 21-7) and **Randy Milligan** (.304, 23-7) with homers, all gave good accounts of themselves in the season series.

Cal Ripken, **Larry Sheets**, **Mickey Tettleton** and **Jim Traber** batted below .200 against KC pitching...Current O's with the highest lifetime averages are: **Tim Lue** (.288, 104-30) and **Phil Bradley** (.282, 248-11).

ORIOLES PITCHING: **Jeff Ballard**, 1-0 with a 2.01 (ip-22.1, er-5) and **Bob Milacki**, 1-0 with a 2.70 (ip-23.1, er-7) pitched effectively vs. the Royals as did relievers **Olson** (2-1 with a save) and **Mark Williamson** (1-1 with 2 saves)...Those 2 firemen are the only current Orioles with as many as 2 career wins over KC, and the only ones with a lifetime victory in Royal Stadium (each has one).

GAME HIGHLIGHTS

Wed, Apr 12 (KC)--One of the big early victories for the good guys...The O's had dropped the 1st 2 games of the series, extending their losing streak to KC to 15 straight...On this night they entered the 9th with a 2-1 lead, but allowed KC to tie...Fortunately, **Mark Williamson** got the O's out of the inning and, in fact, retired all 14 batters he faced...The Birds hung in there until winning in the 15th on a **Mike Devereaux** sac fly. **Steve Farr**...**Gregg Olson**, who took over for **Williamson** in the 14th, earned the win.

Tom Gordon fanned 10 in 6.2 innings of relief for KC, and **Geoff Burt** stole 3 bases for the 1st time ever, but to no avail.

Thu, Apr 20 (Bal)--**Bret Saberhagen** went the route against the Birds the 2nd time in this young season, but was beaten 2-0 (only 1 run earned) by **Jeff Ballard** who combined with **Williamson** to match 7-hitters with KC ace...**Cal's** 1st inning rbi single was the game's decisive blow...At 2:00 it was the shortest game of the year for the O's.

Fri, Jul 28 (KC)--For the 2nd time this year, the O's blew a 9th inning lead in KC and lived to tell about it...Losers of their last 8 straight, the O's needed this one badly...They led 3-1 in the 9th, but **Olson** who had relieved **Ballard** with 1 out and none on had an off night and the Royals tied it.

In the 13th the O's scored the winning run on: an error by **Frank White** on a wild pitch, and an error by **Bob Boone** who threw a perfect strike to 2nd base trying to nail **Jim Traber** running on a would be wild pitch, but nobody was covering.

Fri, Sep 15 (Bal)--**Bob Milacki** gave up 11 hits, but held KC to 2 runs and won 5-2 with help from **Olson**.

Sat, Sep 16 (Bal)--The O's hit 3 homers off **Mark Gubicza** in 6 innings...**Bob Melvin's** 2-run single in the 8th was decisive...

VS MILWAUKEE ('89: 7-6, Lifetime: 164-113, .592--vs. Milwaukee or 4-2.

After losing 5 of their 1st 7 games vs the Brewers in '89, the Birds had gone 9-4 (.237) in 38 games against them, dating back to Sep 21, '86... The Birds bounced back, however, to win 5 of the last 6 between the 2 clubs to win the season series.

Despite the downturn in the O's fortunes against the Brewers in recent years, the Birds were 64-59 during the '80s, and their overall record (50-45) above under "lifetime", which does not include the Seattle Pilots of 1969 (.592), is the O's best against an eastern team, and 3rd overall (vs. Texas-.643, vs. Seattle M's-.610).

At Milwaukee, the O's are 77-63 (.550), but are only 6-17 there starting Sep 24, '86.

BREWERS BATTING: The Brewers hit only 6 homers in the 13 games; and nobody hit more than one (O's hit only 8)...**Mike Felder** was the 2nd leading hitter in the league vs. Baltimore at .429 (28-12) among those with 25 or more at bats (**George Bell** led at .479).

BREWERS PITCHING: **Don August** was 2-0 and held the O's to a .176 average (51-9)...**Chris Bosio** went 1-1 in 2 starts with seemingly contradictory stats...His era was 1.80 (ip-15, er-3), but the O's hit .293 against him (58-17).

Ted Higuera was 0-2 and is now 5-6 lifetime...**Dan Plesac** continued his reign of terror against the Birds though he missed much of the season with injury...In 3 appearances, he was 0-0 with 2 saves and didn't give up a hit (let alone a run)...The O's haven't scored on him since '87...Over these past 3 years, he's saved 8 in 12 appearances while holding Baltimore batters to a .111 (54-6) average.

ORIOLES BATTING: **Phil Bradley** hit .462 (39-18) in the season series to raise his lifetime record vs Milwaukee to .348 (181-63), his highest against a single opponent...**Mike Devereaux** hit .378 (37-14) off Brewers pitching, and that was about it for excellence in hitting.

Eight of the 18 Orioles who batted against the Brewers in '89 hit under .200...**Cal Ripken** (2 hr, .167, 48-8) and **Mickey Tettleton** (3 hr, .143, 35-5) combined to hit 5 of the O's 8 homers, but as you can see, their hits were few and far between.

ORIOLES PITCHING: **Bob Milacki** at 2-1 was the only multi-winner in the series, but **Gregg Olson**, 0-0, saved 3 wins in 5 appearances. **Milacki** and **Jeff Ballard** are the only current staff members with as many as 2 lifetime wins at the Brewers' expense.

GAME HIGHLIGHTS

Fri, Jun 9 (Bal)--**Cal Sr** was thrown out and **Frank Robby** took a turn on the 3rd base coaching line but the O's won handily, 7-1, thanks in large measure to **Mickey Tettleton's** 2 home runs off **Bryan Clutterbuck**...One of them was a 3-run shot.

Sun, Jun 11 (Bal)--For the 2nd time in 2 weeks, the O's lost a game in the 9th on a bunt single, this one by the Brewers' **B.J. Surhoff**...Cleveland's **Joe Carter** beat the Birds with a bunt in Cleveland on May 28...The Orioles lost 3 of these 4 games to the Brewers who stole 9 bases in the series.

Sat, July 8 (Mil)--**Brian Holton** started and pitched a career-high 6.1 innings as he turned back the Brewers, 5-2, with efficient support from both **Mark Williamson** and **Gregg Olson**...The game was scoreless until the 6th when **Cal's** sac fly and **Bob Melvin's** 2-run single produced what turned out to be a commanding lead.

Sun, July 9 (Mil)--It was the last game before the All-Star break, and it was obvious that everyone needed a rest. **Frank** got into a long hassle with **Jim McKean**, **Larry Young** and **John Shulock** about a collision play involving **Bradley** and **Jim Gantner**. Ultimately, **Frank** protested and **Tom Treblehorn** counter-protested...The Brewers won the game, 7-2.

Mon, Aug 21 (Bal)--The Brewers had won 9 of their last 10 games and came to Baltimore trailing the 1st place O's by one-half game...**Jeff Ballard** pitched a 5-0 shutout in the opener, neither walking or striking out a batter in the process (that had never happened before in an Orioles' cg shutout)...**Cal** hit his 200th homer and **Stan Jefferson** hit his 4th while playing in only his 10th game for the O's.

Tue, Aug 22 (Bal)--After a 2-hour rain delay at the start, **Dave Johnson** went the route for the 3rd time in 15 days, and retired 14 of the last 15 batters...O's jumped **Chris Bosio** for 4 runs in the 1st and went on to win 4-2.

Wed, Aug 23 (Bal)--The O's completed a 3-game sweep of the injury-riddled Brewers who had 9 on the DL and 3 more came down with maladies while they were in Baltimore...Milwaukee left town 3 1/2 games back.

Mon, Sep 25 (Mil)--This was the start of the important final week for the O's who trailed the Blue Jays by one game. **Pete Harnisch** pitched the best game of his career in a high pressure atmosphere...The O's won 5-3 and **Gregg Olson** finished up with his 20th consecutive scoreless appearance.

VS MILWAUKEE (cont)

Tue, Sep 26 (Mil)--Young **Jaime Navarro** went the route to beat 7-3, but the Blue Jays lost, too (even though they led by 2 in the Detroit).

Wed, Sep 27 (Mil)--**Bob Milacki**, **Kevin Hickey** and **Mark Williams** combined to blank the Brewers and **Mickey Tettleton** iced it with a homer off **Jerry Reuss** after **Mickey** had failed to execute a sacrifice bunt...The O's then went on to Toronto for the final showdown, on game out.

VS MINNESOTA ('89: 4-8, Lifetime: 207-179, .536)...The Orioles tained a 63-51 edge over the Twins during the decade of the '80s; recent years things have been going mostly the Twins' way...The O's lost the last 3 season series to Minnesota while going 12-24 in games in the HHH MetroDome, they are 2-14 (.125) since capturing their games there in '87...They were 1-5 in the Dome last year.

TWINS BATTING: **Kent Hrbek** batted .343 (35-12) against Baltimore in '89 with 4 homers and 14 rbi...Over the last 2 years, the Twins baseman has hit 9 homers and driven in 22 runs in 22 games.

Gary Gaetti batted .390 (41-16) last year but hit only one home run and had only 4 rbi...**Randy Bush** in the last 2 seasons has batted .320 (266-85) against the O's (57-23)...**Kirby Puckett** has a .320 (266-85) average vs. the Birds...His career mark against everybody is .323 (1243).

Tim Laudner's .182 career average (143-26) is the lowest against Orioles among all actives with 100 or more at bats against them.

TWINS PITCHING: Three pitchers did most of the damage to the Orioles last season: **Allan Anderson**, **Roy Smith** and **Jeff Reardon**...Combined they were 7-0 with 2 saves against Baltimore in '89.

Anderson has gone 6-0 vs the O's the past 2 years (also his career record) 3-0 each season (record against them)...His era in that time (ip-43.1, er-9)...**Smith** was 3-0 as well (his first 3 lifetime decisions vs O's) in 3 starts.

Reardon was 1-0 with the only 2 saves registered by the Twins against the Orioles over 4 appearances...In his 3 A.L. seasons **Reardon** has a 2-1 with 7 saves in 13 appearances, and over the last 2 years he has pitched to a .111 (36-4) average.

ORIOLES BATTING: **Mike Devereaux** led Baltimore hitters in batting average (.343, 35-12), homers (2) and rbi (9) against Minnesota...**Worthington** batted .314 (35-11) in the season series.

Cal Ripken, who has been devastating against the Twins throughout most of his career, batted only .267 (45-12) last year with one home run...It was only the 2nd time in 8 A.L. seasons that he's hit below .200 vs Minnesota...**Cal** still has a .337 career average (368-124), his best vs one opponent.

Cal has never missed a game against the Twins (96 games) since he 1st joined the club in '81...He has had 3 five-hit games during his career, 2 of them vs the Twins at the Dome (Sep 3, '83 & May 5, '85)...It was the 1st of those 2 games that he tied or broke 4 club records in a 13-0 rout, among them most total bases, game (13, tied)...He has driven in 48 runs in 48 games at "The Hump," and is batting .368 (190-70) there...10 home runs (his career high in one park on the road is 11 at Dela-

Bob Melvin hit .450 (20-9) vs the Twins in '89 and is batting .325 (32-12) against them lifetime...**Mickey Tettleton** batted .292 (24-7) in the season series with a home run and 3 rbi, but his career average is .180 (100-18)...**Phil Bradley**, one of 6 Orioles to bat below .200 in the Minny, hit only .150 (50-9)...His career average vs the Twins dipped .325 a year ago to .292 (219-64)...However, his 33 career rbi against the Twins still represents a career high.

ORIOLES PITCHING: Nobody won more than one game vs the Twins last year and nobody on the current staff has beaten them more than once lifetime...As a matter of fact, **Jeff Ballard** is the only current Oriole to win a lifetime victory in the Dome (Apr 9)...For details on that game, see **Milacki's** masterpiece in Baltimore on Apr 23, and **Dave Johnson's** triumphant homecoming on Aug 8, see "Game Highlights" below.

GAME HIGHLIGHTS

Sun, Apr 9 (Min)--After losing the first 2 games at Minny, the O's jumped on "Cy" **Viola** for an 8-1 victory...**Randy Milligan's** 3-run 1st inning homer was the big blow...**Jeff Ballard**, featuring a new sinker, became the only current Oriole ever to win a game in Minny (and still is).

Sat, Apr 22 (Bal)--The O's beat Minnesota, 4-1, and moved into 1st place all by themselves for the 1st time since May 11, '85...**Mark Thurmond**, making a spot start, held them to 1 run in 6 innings; **Steve Finley** recorded his 1st big league rbi, a game-winner in the 7th, and **Gregg Olson** pitched 3 scoreless innings to win it.

Sun, Apr 23 (Bal)--**Bob Milacki** went the route, threw a 3-hit shutout (winning 3-0), used only 100 pitches and became only the 3rd Oriole ever to face the minimum 27 batters (**Jim Palmer** '67 and **Mike Flanagan** '82)...The O's executed 4 double plays and **Mickey Tettleton** hit a solo homer off loser **Shane Rawley**.

Wed, Jul 26 (Min)--O's lost their 7th straight, blowing a 4-0 lead over **Shane Rawley**...**Kent Hrbek** homered twice and **Doug Baker** tripled home a run in the 8th before knocking in the game-winner with a "sudden death" single in the 9th.

Thu, Jul 27 (Min)--The Birds' losing streak reached its apex at 8, one shy of the A.L. record for most consecutive losses by a 1st place team...A national tv audience (ABC) saw the O's at their worst as they lost 10-6...The streak was snapped the following night in Kansas City.

Tue, Aug 8 (Bal)--**Dave Johnson**, pitching professionally in his home town for the 1st time, hurled the O's 1st complete game victory since June 27...As hundreds of family members and friends cheered the Overlea High School grad (it was the 1st of 3 complete game victories he would pitch over the next 2 weeks)...**Mike Devereaux** was credited with a double and a 1-run triple on drives that **Kirby Puckett** tried to catch but couldn't reach...The final score was 6-1.

VS NEW YORK ('89: 8-5, Lifetime: 302-306, .497)...The O's had lost 6 consecutive season series to the Yankees starting '83 until last season...That explains the 56-74 (.431) record against the Bombers during the '80s.

However, the O's lifetime percentage vs New York (.497) remains the best in the American League...In 2nd place are the Milwaukee Brewers (not including Seattle '69) at 136-144, .486, followed by the Detroit Tigers (478, 822-898) and the Oakland (only) Athletics who are 122-140 (.466) since moving to the West Coast in '68.

From Sep '70 to Sep '87, the O's bore the distinction of being the only team in the A.L. with a lifetime winning record against the Yankees. That dominance reached its climax on June 21, '83 when Baltimore's record against them was 26 games over .500 at 272-246...Since then, the O's have gone 30-60.

The Orioles generally dominated the rivalry over a 19-year period from '65 thru '82, particularly in the 4 seasons from '65 thru '68 when they went 18 (.750) vs. New York, including 30-8 in the Bronx.

In the early days, the Yankees built up a huge surplus in wins. For example, the O's were 8-36 (.182) after their 1st 2 years in the league (1954-55) and were only slightly improved at 34-76 (.309) thru the 1st 5 seasons ('54 thru '58).

YANKEE STADIUM: The Birds, 5-2 in New York last year after going 8-24 there from '84 thru '88 (including 2-11 in '87-'88), are 135-152 (.470) lifetime at Yankee Stadium (not including '74-'75 when they were 9-9 at Shea Stadium) That is easily the best record for any visiting club...The Yankees-up are the Toronto Blue Jays (38-45, .458), and the Oakland (only) at 54-71 (.432).

The Birds were 91-100 in old Yankee Stadium and have since gone 52 in the renovated facility (starting '76).

BEST/LATEST GAME IN BALMER: On June 4, '88 in Baltimore the O's beat the Yankees, 7-6, in 14 innings...The game, which began at 7:36 pm didn't end until 1:22 am, consumed 5:46, making it both the longest latest game in Memorial Stadium history.

VS NEW YORK (cont)

YANKEES BATTING: The Yankees scored only 39 runs (average 1.3 per game) in the season series, fewest by any Orioles opponent...They allowed the Orioles 66 runs, 23 of them unearned (largely the result of 17 errors), and 12 of those in one game (see June 5 under "Game Highlights" below)...By contrast, the O's allowed only one unearned run.

Don Mattingly, for the first time since '83 hit below .300 against the O's (.280, 50-14) and **Jeff Ballard** struck him out 3 times in one game on Aug 25 (see below under "Game Highlights"), but he did lead the team in rbi with 9...**Don Slaught**, hit .385 (26-10), and is now batting .330 (198-67) vs Baltimore...**Roberto Kelly** had a .345 (29-10) average in his 1st A.L. season, batted .327 (55-18), but didn't steal any of his 43 steals against the Birds...He was 0-for-1 in steal attempts.

Jesse Barfield hit .178 (45-8) and had no rbi in 12 games...Over the last 2 seasons, **Jesse** has been held to .191 (89-17) against the Yankees.

YANKEES PITCHING: **Chuck Cary**, 2-0 in 4 appearances including the 2nd game, was tough...He had a 1.09 era (ip-24.2, er-3), fanned 20, and held the Orioles to a .136 average (88-12)...He struck out a career-high 10 batters, shutting the O's out on Sep 24 in Balmer...He did yield 3 homers, but only one of them the only slam by an Oriole in '89... That was to **Steve Sax**, for whom it was his 1st major league hit of any kind off a lefthander (5).

Dave Righetti was 0-0 with 3 saves in 6 games and did not allow a walk or a run in 7 innings...Over the last 4 years, he has won (1) out of (16) 17 of the Yankees' 33 wins against the Orioles. During the last 2 seasons he's 2-0 with 19 saves in 29 appearances.

Eric Plunk, who was 0-0-0 for Oakland in 3 relief assignments in 1988, 0-2 in 2 starts for the Yankees and yielded 8 earned runs in 9 innings against the Orioles.

ORIOLES BATTING: Among the Orioles batting heroes against the Yankees were: **Craig Worthington** (.355, 31-11), **Joe Orsulak** (.350, 40-11), **Melvin** (.346, 26-9) and **Randy Milligan** (.333, 36-12).

Ironically, a player who appeared in only 8 games and batted .178 (29-6) tied for the club rbi lead (8) with **Orsulak**. That was **Tim Lincecum**, **Bradley** struggled with the bat against the Bombers...He batted .178 (46-7) with 11 strikeouts.

The top lifetime hitters vs NY among current O's are **Orsulak** (.71-25) and **Rene Gonzales**-.314 (70-22).

ORIOLES PITCHING: The Orioles' era was an impressive 2.95 (er-38), their lowest against one team. **Jeff Ballard**, **Bob Milacki** and **Schmidt** each won 2 games against New York in '89...**Ballard** and **Schmidt** each lost one as well...**Gregg Olson** relieved 5 times, and won 3 wins while not allowing a single run.

Milacki has gone 3-0 lifetime against the Yankees in 4 starts with a 2.16 era (ip-33.1, er-8) while holding the Bombers to a .205 average (122-25).

GAME HIGHLIGHTS

Mon, Jun 5 (NY)--This 16-3 win by the O's was a classic... The Yankees lost by 13 runs though they out-hit the O's 13 to 9... The Bombers had a total of 21 runners on and left 16...They made 6 errors (2 for the Yankees)...The 2 New York teams lost that night...The combined 31-6 (Mets were beaten by the Cubs, 15-3).

The Birds scored 3 in the 1st when 2 out-of-position players, **Barfield** in center and **Tom Brookens** in right, collided chasing a bases-loaded fly ball by **Jim Traber**.

Steve Finley hit his 1st grand slam, in the 3rd off Lefty **Chuck**... That was his 1st hit ever off a lefthander...He'd been 0-for-15 in his last 15 southpaws to that point...The O's scored 8 runs in that inning alone.

Only 4 of the Orioles' 16 runs in that game were earned...Starting **Hawkins'** line: ip-2.1, h-5, r-10, er-0...With the Orioles ahead 11-0 in the 3rd, Yankees fans were chanting under threatening skies, "We Want **Mickey Tettleton**"...He hit his 14th homer to take the league lead...The Orioles were 8-0, 13-1, 16-3, and overall they were 31-22, in 1st place with a 5.00 lead.

Wed, Jun 14 (Bal)--Chalk this one up to the fog...With the O's up 1-0 in the top of the 9th, **Ken Phelps** hit a routine fly to left... Trouble was that the fog was so thick, **Phil Bradley** couldn't see it...The ball dropped and both the tying and ultimate winning runs scored.

Thu, Jun 15 (Bal)--**Rene Gonzales**, a late-inning sub at 3rd, singled off **Lance McCullers** with 1 out in the 10th to give the O's a "sudden death" victory...In the 1st inning, the Birds pulled off their 1st triple play in a decade...**Steve Balboni** lined to **Cal** who threw to **Brother Bill** at 2nd for **Bill** relayed to **Randy Milligan** to triple up **Don Mattingly**.

Thu, Aug 24 (NY)--The 2 clubs split a doubleheader...In the opener won by the Yankees, 5-1, **Tim Lincecum** hit his 1st big league homer since May 1987 off O's nemesis **Chuck Cary**.

In the nightcap, **Frank Robby** went to his "Bullpen Committee" plan for the 2nd time in 10 days (Aug 14 at Detroit) and got away with it again...**Dave Schmidt**, **Mark Thurmond** and **Brian Holton** did the job on the mound with **Schmidt** getting the win (he was the winner at Detroit also). **Harry Sheets'** 2-run homer in the 2nd off **Eric Plunk** got the O's started...The final score was 9-2.

Fri, Aug 25 (NY)--**Jeff Ballard** (14-6) pitched brilliantly in the clutch and fanned **Don Mattingly** 3 times...He also set a career high with 5 strikeouts overall, and came within one out of his 2nd straight shutout...**Gregg Olson** came on to record his 20th save...**Joe Orsulak** put the O's on top for good with a 5th inning rbi single.

Sat, Aug 26 (NY)--Despite fielding and base-running lapses, the O's prevailed, 6-4, on NBC-TV mostly because of **Orsulak**. Batting in the cleanup spot, he hit 2 homers (both off **Walt Terrell**) for the 1st time in his career; scored 4 runs and drove in the game winner for the 3rd time in his last 5 wins...**Dave Johnson** struggled but won.

Sun, Aug 27 (NY)--The O's won their 4th straight in NYC, 8-5. **Bob Milacki** was the winner and **Bob Melvin** enjoyed what might have been his best performance in the majors...He had 3 hits including a triple and hit his 1st homer since the one he hit off **Orel Hershiser** in August '88.

Tue, Sep 23 (Bal)--**Milacki** beat the Yankees again, and **Hulett** drove in 3 runs, 2 on a bases-loaded single...He was now 5-for-5 with bases loaded since joining the O's. Tim and the other 2 Orioles who hit in the bottom half of the order went 6-for-10 in the game.

Thu, Sep 24 (Bal)--**Chuck Cary** fanned 10 thru 7 innings then a trio of relievers preserved the 2-0 shutout, the 15th and last suffered by the O's in '89.

OAKLAND ('89: 5-7, Lifetime vs Oak only: 146-120, .549)...Though the Yankees lost the last 2 season series to the A's (as well as 3 of the last 4), the O's held a 63-57 edge over Oakland during the recent decade.

At Oakland, despite their 3-9 record there the past 2 years, the O's still held a 74-63 advantage in 22 seasons at the Oakland-Alameda County Coliseum.

FIRST GAME IN OAKLAND: The Orioles were the visiting club for the 1st game in Oakland on Apr 17, '68...**Dave McNally** pitched a 2-hitter to beat **Lew Krausse**, 4-1...**Boog Powell** hit the 1st home run in the Coliseum while driving in the game-winning run in the 2nd inning...**Mark Binger**, **Brooks Robinson**, and the A's **Rick Monday** also homered in the game before a crowd of 47,233.

LETICS BATTING: **Jose Canseco** played in only 4 games against the Yankees last year, but made the most of his opportunities...He was 6-for-13 (2) with 3 homers and 5 rbi...**Walt Weiss**, who also spent a lot of time in the DL, also batted .462 vs. Baltimore (13-6).

Relatively speaking, **Dave Henderson** had an off year against the Yankees last year...He batted "only" .286 (42-12)...However, he remains the 4th leading home run hitter (100 or more at bats) in the league with a .342 (240-82) career average.

There has been a lot of talk recently about **Rickey Henderson**, the O's, being the best lead-off man of all time...In the Orioles' experience, there is no argument...Take a look at these lifetime figures: g-112, 334 (419-140), bb-86, sf-2, sb-75, cs-10 (success rate 88%), on-pct-.446 (app-507, on base-226)...Case closed.

VS OAKLAND (cont)

Mark McGwire batted only .205 (44-9) against the O's last year, but of his 9 hits were home runs...**Dave Parker** also hit .205 (39-8), but he had no rbi in 11 games...**Terry Steinbach** hit .355 (31-11) and now has a .326 (61-20) life-time average vs the Birds.

Mike Gallego batted only .097 (31-3), the lowest average in the league against the O's among hitters with 25 or more at bats.

ATHLETICS PITCHING: Dave Stewart (1-1 in '89) had lost 5 straight to the Orioles when he finally beat **Dave Schmidt** in Oakland, 5-1, on July 2. In each of the past 2 years, the O's have inflicted his 1st defeat upon him after he'd jumped out to fast starts...He was 8-0 at the time in '88 and 1-0 last year when they defeated him, both times in Baltimore.

Stewart's record in Baltimore lifetime is 1-4...His lone victory came Aug 19, '86 (over **Storm Davis**)...Since then he's lost 3 in a row at Memorial Stadium.

Mike Moore (2-1) evened his lifetime record at 9-9...He's won 6 of his last 8 decisions against the O's and over the past 2 years has held them to a collective .214 (168-36) average...**Curt Young** (0-1) had beaten the Birds 5 straight times until losing to **Dave Schmidt** in Baltimore on July 18...That was also his 1st career loss at Memorial Stadium where he has now 5-1... Overall, he's 6-3 lifetime.

Bob Welch was 1-1 in 2 starts with a 1.93 era (ip-14, er-3) and he held the O's to a .163 average (49-8) against him...**Dennis Eckersley** was 1-0 in 1 start with a .163 average (49-8) against him...He appeared in 3 games, worked 3 innings, retired all 9 hitters he faced, fanned 5 of them and picked up 3 saves.

ORIOLES BATTING: Former Athletic **Mickey Tettleton** was the only Oriole to perform consistently well at the plate in the season series...Against old teammates, he batted .341 (41-14) with 2 homers and 7 rbi...**Cal Ripken Jr.** also hit 2 homers, on a .244 average (45-11)...**Craig Worthington** hit .244 (41-8) and **Mike Devereaux** .091 (22-2).

ORIOLES PITCHING: **Jose Bautista** didn't have a great year, but he led with pride at beating the World Champions twice in 2 starts, his 2 lifetime decisions against them (era 2.08, ip-13, er-3)...**Dave Schmidt** (1-1) leaves the A.L. with a 5-1 lifetime record vs. Oakland. **Jeff Ballard** (1-1) leaves the A.L. with a 5-1 lifetime record vs. Oakland. **Jeff Ballard** the high man on the current staff with 3 career victories at the A's expense.

GAME HIGHLIGHTS

Wed, Apr 26 (Oak)--One of the big ones. **Bob Welch** had the O's out on 2 hits thru 7 and led 1-0...But, the Birds tied on a bases-loaded double in the 8th, then **Steve Finley** drilled an rbi single, and the O's were out 2-1.

Gregg Olson came on in the bottom half of the inning to protect the slim lead, and protect it he did--retiring all 6 batters...In the 9th he faced the side--**Dave Parker**, **Dave Henderson** and **Mark McGwire**, who led the O's at a Hall of Fame curve ball for strike 3 and the ballgame.

Thu, May 11 (Bal)--The O's dealt **Dave Stewart** his 1st loss of the season (for the 2nd straight year)...It was his 5th straight loss to the Birds...The game was a hastily scheduled afternoon makeup for a rainout the previous night which explains the crowd of 1,201, 3rd smallest in Orioles history.

Fri, Jun 16 (Bal)--The 2 clubs split a twin bill, the O's losing the opener after bouncing into 5 double plays...**Jay Tibbs** (3-0) won the 2nd game after holding the A's to one run in 7 innings...The Birds jumped **Mike Moore**, leading the A.L. in era at the time, for 5 runs in 7 innings...**Orsulak** drove in the lead run twice.

Sat, Jun 17 (Bal)--For the 1st time in 3 years, an Orioles game was on national television and the O's looked good...**Phil Bradley's** 2 doubles and 3 rbi helped them overcome an early Oakland lead and they won 4-2 in the 7th. Then rain interrupted the action for 38 minutes...When play resumed, NBC pulled the plug (they went to the ballgame and stayed there), but Olson held the A's at bay to preserve the lead.

Sun, Jun 18 (Bal)--The O's beat the A's again 4-2 as **Mickey Weston** took up from Rochester, made an auspicious big league debut by retiring the 9 batters he faced, and saved a win for **Dave Schmidt**.

Thu, Jul 20 (Oak)--Tired of hearing about the Orioles jinx over him, **Dave Stewart** did something about it, beating the Birds, 5-2.

Fri, Jul 21 (Oak)--One of the toughest of the year...**Bob Milacki**, leading 2-1 after 8 1/2 innings, came out in favor of **Olson**. **Gregg** had control problems that day, walked 4 and threw a wild pitch, then **Mark Williamson** came on to give up a game-ending single to **Rickey Henderson**. **Mike Moore** went the route for the win.

VS SEATTLE ('89: 6-6, Lifetime: 89-57, .610)...The Orioles' record against the Mariners (.610) is 2nd only to the one they've logged against the Texas Rangers/Washington Senators (259-141, .648)...The Birds are 44-29, .603 lifetime at the Seattle Kingdome which is runner-up to their 66-37, .641 record at Arlington Stadium.

The O's who went 63-51 vs Seattle during the '80s have won 8 seasons series, lost one and tied 4 since the M's came into the league in '77.

In '89 the M's won 5 of the 1st 6 games, the the Birds won 5 of the last 6. Seattle out-hit the O's .293 (427-125) to .274 (402-110), and out-scored them 62-58...The Mariners doubleheader sweep of the Orioles in Baltimore on May 6 was their 1st against anybody since May '81.

MARINERS BATTING: **Alvin Davis** hit .409 (44-18) and also drew 10 walks which produced an on-base percentage of .519 (54-28), best in the league against the O's...Three others hit with gusto: the rookie **Ken Griffey Jr.** .366 (41-15) with 8 rbi and 9 runs scored, **Harold Reynolds** .364 (44-16) and **Jim Presley** .349 (43-15)...**Greg Briley** hit 3 homers, all in his last 8 at bats vs the O's and all in Baltimore...He hit 2 of them in one game at Baltimore on July 19. The Mariners' leading lifetime hitter is **Dave Valle** at .377 (69-26).

MARINERS PITCHING: Before leaving for Montreal, **Mark Langston** beat the O's twice in 2 starts to run his winning streak against them to 8...He's 9-4 overall...He hasn't lost to the O's since **Mike Boddicker** beat him in Seattle on May 18, '87. **Jerry Reed**, 1-1 against the Birds in '89, held them to a .108 average (37-4).

ORIOLES BATTING: The 2 **Ripkens** each batted over .300...**Bill** .314 (35-11) and **Cal** .308 (52-16) with a club leading 11 rbi in 12 games...The leading hitter was **Craig Worthington** .372 (43-16), and **Mickey Tettleton** led in home runs with 3.

ORIOLES PITCHING: **Jeff Ballard** was 2-1 vs. the M's despite a 6.91 era (ip-14.1, er-11) and a .322 average against (59-19) in 4 starts...**Bob Milacki**, 1-0, had a 9.72 era (ip-8.1, er-9) in 2 outings...The M's batted .342 (38-13) against him.

Brian Holton and **Dave Schmidt** both went 0-2...**Mark Williamson** was 0-0-1 and allowed no runs in 4 appearances (ip-5.2, ab-18, h-2, avg-.111)...Lifetime he has a 1.95 era (ip-32.1, er-7) in 14 outings.

GAME HIGHLIGHTS

Sun, Apr 30 (Sea)--**Jeff Ballard**, the undefeated, became the 1st Oriole ever to win 5 games in April...His batterymate, **Mickey Tettleton**, tied the game at 1-1 with a sac fly in the 2nd and hit a 2-run homer righthanded to right field in the 8th to put the O's ahead for good.

Mon, Jun 19 (Sea)--**Jeffrey Leonard's** 3-run homer gave the M's an early lead, but **Cal** countered with a 3-run blast of his own to ignite a 7-run 7th and the O's went on to win 9-5.

Tue, Jun 20 (Sea)--This time the O's spotted Seattle a 5-0 lead, but the result was the same...**Ballard** was ko'd with one out in the 1st, and **Mickey Tettleton** came on to earn his 1st big league victory.

Wed, Jun 21 (Sea)--The O's reversed rolls, jumped out to an 8-0 lead, then held on to win 8-6...With 2 out and the tying run at the plate in the 9th, **Gregg Olson** came on to post his 10th save, most ever by an O's rookie...The O's swept the series, scoring 25 runs in the 3 games...They'd won 6 straight.

Thu, Jul 18 (Bal)--The O's won their 5th straight beating the M's, 4-3, to match their biggest lead of the season (7 1/2) and go 15 games over .500 for the 1st time.

The outcome revolved around a bouncing ball...**Olson** was pitching the 8th, protecting a 1-run lead with **Greg Briley** on 1st and 2nd...**Darnell Coles** lined a shot to left center that scored **Briley** easily.

VS SEATTLE (cont)

except that it bounced over the fence and he had to hold at 3rd. After intentional walk that loaded the bases, **Dave Valle** hit a shot down the base line. **Craig Worthington** scrambled behind the bag, knocked ball down, picked it up and threw **Valle** out by a hair...An average run beats it out...**Something Magic Happened.**

Wed, Jul 19 (Bal)--A rare weekday afternoon game to be followed by regular season Eastern League battle (Hagerstown vs. New Britain) to an astonishing 35,691. **Briley**, the rookie from NC, enjoyed his 1st career 2-homer game, and **Brian Holman** pitched 7 scoreless innings as the went on to blank the Birds, 6-0.

This was the start of something bad for the O's...It was the beginning of a 14-game stretch during which the O's would go 1-13.

VS TEXAS ('89: 9-3, Lifetime Tex Only: 124-80, .608)...The Orioles are against the Texas Rangers-Washington Senators who began operation in '61 is 259-141, .648...That represents the O's best record against a franchise...The O's are 35-11 (.761) at home against the Rangers since '82.

However, for those of you more interested in contemporary history it be said that the O's record against the Rangers only (.599) is 2nd to their 89-57, .610 log vs the Seattle Mariners...At Arlington Stadium Orioles are 66-37, .641, and that is their best record in a single ball on the road (2nd best is at the Kingdome--44-29, .602)...During the years, though, the Birds, who were 4-2 there in '89, are only 15-15 at the

During the '80s, the Orioles were 72-39 (.649) against the Rangers. That was easily the Birds best record against one team. In '89 the outscored the Rangers, 63-42, out-hit them .275 to .252 and out-pitched them 3.42 to 4.96.

RANGERS BATTING: **Harold Baines** hit a combined .308 (52-16) between Chicago and Texas, but had no homers and only 2 rbi vs. the O's...**Bill Bell** finished with a .246 average (625-154) average against Baltimore 168 games...He hit 10 homers and drove in 63 runs.

Jim Sundberg in 135 games hit .302 (444-134) off Orioles pitching...**Julio Franco** has hit .300 or better against the O's in 5 of his 7 seasons... Lifetime he's batting .304 (336-102).

RANGERS PITCHING: **Nolan Ryan** was 0-3 in 3 starts against the Orioles is now 5-16 lifetime...His career era (not including post-season) is (ip-167, er-82)...Last year **Ryan's** 7.45 era vs the O's (ip-19.1, er-16) is the highest among pitchers with 15 or more innings...He also led the Orioles in walks (13) and home runs (5), and his 28 strikeouts were one of leader **Chuck Finley** (29).

Ryan hasn't beaten the Orioles since Apr 20, '76 at Anaheim, and lost 9 in a row to them...At Memorial Stadium, where he has lost 7 starts (8 starts), he hasn't won since May 18, '75 (2 weeks before his no-hit at Anaheim)...He is 3-10 lifetime in Baltimore with a 6.42 era (ip-472.34)...He has fanned 10 or more Orioles in a game 10 times with a high 13 twice...His 5 wins are tied for fewest with the Toronto Blue Jays against whom he is 5-3 with a 2.26 era (ip-83.2, er-21).

It took **Charlie Hough** 9 years to win a game at Memorial Stadium, though he has often pitched well in Baltimore...The breakthrough occurred last Aug 4 when he beat **Dave Schmidt**...**Hough** is 5-10 overall against the Birds, and he's 1-5 in Baltimore in 8 starts.

Bobby Witt went 0-2 last year in 2 starts...He pitched only 6.2 innings and his era was 14.85 (er-11)...The Orioles average against him was (31-14) and if you throw in his 5 walks, their on-base percentage was (36-19).

The 3 Ranger pitchers to beat the O's in '89 were **Hough**, **Kevin Brown** and **Jamie Moyer**...**Jeff Russell** had 2 saves in 6 appearances, but gave up 2 late-inning, game-winning homers to the Orioles (to **Devereaux** & **Milligan**).

ORIOLES BATTING: The 2 leading Orioles hitters in the season series are rookies **Mike Devereaux** (.333, 39-13) and **Steve Finley** (.346, 24-13) each...Another rookie, **Craig Worthington**, hit .302 (43-13) and drove in 6 runs.

6 runs...**Mickey Tettletton** batted .444 (18-8) and hit a club-leading 3 homers in only 7 games.

Lifetime the top O's batters against the Rangers are **Phil Bradley** (.310, 226-70), **Cal Jr** (.306, 382-117) and **Joe Orsulak** (.300, 30-9).

ORIOLES PITCHING: The Orioles' 2 principal bullpen aces, **Mark Williamson** and **Gregg Olson**, combined to make 13 appearances against the Rangers last year, and didn't allow a run in 20 innings while going 4-0 with 4 saves.

The Rangers hit .109 against them (64-7).

Williamson, 3-0 with a save in 6 outings, held the Rangers to a .156 average in 13.1 innings (45-7)...**Olson** was 1-0 with 3 saves, and not only didn't he give up a run, he didn't yield a single hit (Rangers were 0-for-19) in 6.2 innings.

GAME HIGHLIGHTS

Wed, May 17 (Tex)--After a day off and a day of rain, the O's played a one-game road trip, beating the Rangers, 8-2, as 8 different players drove in one run apiece...Nobody knew it at the time, but this was the day that the pennant race began in earnest for the Orioles...**Dave Schmidt** pitched 7 strong innings.

Mon, May 29 (Bal)--The O's jumped on **Nolan Ryan** for 3 home runs (by **Mickey Tettletton**, **Cal Ripken** and **Larry Sheets**), and won 6-2 despite 10 **Ryan** strikeouts...It was **Tettletton's** 7th homer in 14 games, and **Cal's** first in 41 games.

Wed, May 31 (Bal)--**Jeff Ballard** left with a 4-0 lead at the end of 5 after **Pete Incaviglia** hit him in the neck with a line drive...**Mark Huismann** was the victim of a 6-run Texas rally in the 6th, but the Birds bounced back with 4 in the bottom of the inning to retake the lead for good...Three of those runs scored on **Tettletton's** 8th homer in his last 16 games...**Mark Williamson** was the winner in relief for the 2nd straight night (1st time that had happened since **Tippy Martinez** in '83).

Fri, Aug 4 (Bal)--A large crowd went home disappointed as **Charlie Hough** broke a 9-year-old jinx and finally won a game in Baltimore, 6-4, with a lot of help from **Julio Franco** and his 3-run homer...**President Bush** was there, but sitting with son, **George** (part-owner of the Rangers), as the O's record with #1 on hand dipped to 3-1...O's starters were winless in the last 16 games. **Jeff Russell** earned a save for Texas despite a 47-pitch 9th inning.

Sat, Aug 5 (Bal)--The O's received bad news...**Mickey Tettletton** found out he had to undergo arthroscopic surgery on his left knee...A big win by **Bob Milacki**, who was only 4-8 since late April, helped relieve the anxiety...The O's defeated **Ryan** again before a crowd of 48,776.

Sun, Aug 6 (Bal)--**Mike Devereaux** "sudden death" homer in the bottom of the 10th off **Russell** won it after **Randy Milligan** tied the game in the 9th with a one-out single...**Pete Harnisch** threw 152 pitches while working the 1st 8.1 innings...**Mark Williamson** blanked the Rangers over the last 1.2 to get the victory.

Thu, Sep 7 (Tex)--The Orioles swept a doubleheader for the 1st time in more than a year and for only the 2nd time since Sep '84...In the opener, they beat **Ryan** for the 3rd time this year (his 9th straight loss to them)...It didn't matter that the O's went down on strikes 16 times at the hands of **Ryan** (10) and 4 other pitchers...**Devereaux** registered a career-high 5 rbi in the 8-3 1st game victory.

In the nightcap (or would you prefer afterpiece?), **Steve Finley** concluded the evening with a 2-game total of 5 hits, 4 stolen bases, 2 rbi and a home run...**Devereaux** added another rbi bringing his total to 6 for the day as the O's won 9-5.

Sat, Sep 9 (Tex)--**Milligan's** 2-run homer in the 10th off **Russell** won it, 4-2.

VS TORONTO ('89: 7-6, Lifetime: 91-75, .548)...It is of small consolation, perhaps, that the Orioles won the season series--for only the 2nd time in 5 years...Sort of like winning the battle, but losing the war...Nonetheless, the O's reversed a downward trend during which they had gone 6-20 (.231) in '87 & '88 (1-12 in '87, 5-8 in '88), and 29-48 (.377) starting '84...During the 80s, however, the O's finished with a scant one-game margin over Toronto (62-61).

Over the last 8 1/2 weeks of the season, the Orioles and Blue Jays were never more than 2 1/2 games apart (i.e. after the O's led by 3 on July

VS TORONTO (cont)

31)...The final 3 games of the season marked the 2nd time in O's history (both in the eighties) that they had gone down to the wire with an opportunity to win the division by knocking off the 1st place club head-to-head...In '82, the O's won the 1st 3 games of a 4-game, season-ending series against Milwaukee in Baltimore, tying them with the Brewers for 1st place, then lost the finale.

The Orioles who wound up going 3-3 in the new SkyDome, made their debut there on July 4th and celebrated with an 8-0 win on a 2-hit performance by **Dave Schmidt**-**Mark Williamson** at the expense of **Dave Stieb**. See details below under "Game Highlights." The 1st Oriole to hit a home run in the SkyDome was **Cal Jr**, who hit a 2-run shot that night off **Dave Wells**...The O's were 35-41 lifetime (.461) at Exhibition Stadium, including 1-12 in the last 2 years there ('87-'88).

BLUE JAYS BATTING: **George Bell** was the top hitter in the league against the O's among those with 25 or more at bats...He hit .479 (48-23), and also in hits (23) and rbi (15)...He hit only 2 home runs...Lifetime he is batting .294 (309-91) in 80 games with 19 homers and 64 rbi...The **Brothers Bell**, **George** and **Juan** played in the same major league game for the 1st time in Toronto on Sep 29.

Fred McGriff hit a club leading 4 home runs vs. the O's despite a .225 (50-10) average...**Kelly Gruber** hit .333 (33-11) and is now a .317 hitler (120-38) lifetime against the O's...**Rance Mulliniks** batted .417 (24-10) and **Mookie Wilson** .370 (27-10).

BLUE JAYS PITCHING: **Dave Stieb** went 0-2 (after going 2-0 in '88) and now 5-9 lifetime...That's his lowest win total against a single opponent (he is the Yankees' against whom he's 8-10)...At Memorial Stadium he is 0-0 lifetime...It is the only current ballpark in which he has not ever won a game...His career record in 14 starts at Baltimore is 4-07 (ip-84, er-38)...Lifetime at Toronto, **Stieb** is 5-4 in 11 starts with a 2.97 era (ip-75, er-25).

John Cerutti, the Amherst College alumnus, was also 0-2...He'd been 4-1-1 lifetime at the start of the season. Nobody else won, lost or saved more than one...**Mike Flanagan**, who went to school cross town from **Cerutti** at the University of Massachusetts, is now 1-3 lifetime against his original team...He beat the Orioles' **Jose Mesa** in Toronto on Sep 15, '87. In Baltimore, he is 0-2 as a Blue Jay.

Tom Henke is 4-1 with 7 saves in 22 career outings...Last year he didn't allow a run in 8 innings over 6 appearances, held the O's to a .225 average (29-6) and struck out 14...The Orioles hit .312 (77-24) vs. **Jimmy Key** who was 1-1 in 3 starts...Lifetime **Key** is 6-7.

ORIOLES BATTING: The 3 top Orioles hitters against Toronto in '89 were **Joe Orsulak**-.387 (31-12), **Randy Milligan**-.367 (30-11) and **Phil Bradley**-.349 (43-15)...**Bradley** and **Cal Ripken** (.288, 52-15) each hit 3 homers in the season series...**Cal** drove in 10 runs, tops on the club. Lifetime **Orsulak** is batting .380 (50-19) and **Bradley** .329 (210-69).

ORIOLES PITCHING: **Jeff Ballard** (1-1 in '89) at 3-4 leads the O's in both career wins and losses against Toronto...The O's most effective pitcher was **Gregg Olson** who was 0-0 with 2 saves in 4 appearances (average against: .200, 25-5)...**Mark Williamson** who lost back-to-back games on Sep 29 & 30 is 0-2-2 lifetime.

GAME HIGHLIGHTS

Tue, Jun 27 (Bal)--Matching their best run output of the year (at NY, Jun 5), the O's are out-hit by the Jays (13 to 11), but drew a club-record tying 15 walks enroute to a 16-6 victory.

Randy Milligan enjoyed his biggest day in the majors with 4 hits, 4 runs and 9 total bases while producing a homer, 2 doubles, a single and a walk...**Mickey Tettleton** had 3 walks, his 18th homer and a sac fly good for 4 rbi. **Jay Tibbs** earned the O's 1st complete game victory in 10 months...Third baseman **Kelly Gruber** committed 3 errors and 3 Toronto pitchers, including loser **Mike Flanagan**, expended 220 pitches...**Tibbs** threw 123.

Wed, Jun 28 (Bal)--**Cal Jr** drove in both O's runs, including the 8th-inning game winner with a 2-run shot.

The O's 7 1/2 game lead was their 2nd biggest ever in the month of June, surpassed only by an 11-game advantage in June '69.

Thu, Jun 29 (Bal)--The Jays salvaged one game in the 3-game series with a 19-hit attack off **Dave Schmidt** and **Jose Bautista**.

Tue, Jul 4 (Tor)--The O's, playing their 1st game in the SkyDome, celebrated Independence Day with a big 8-0 win. **Schmidt** pitched 6 perfect innings, and was deprived of a no-hitter by a questionable official scorer's call after **Tony Fernandez** reached safely on a bunt. After another hit, **Mark Williamson** came on and blunted the Toronto threat over the last 2.2 innings.

Meanwhile, the O's who led only 3-0 at the time, scored 5 in the 9th...The crowd of 44,025 was the smallest yet at the SkyDome that had opened on June 5.

Wed, Jul 5 (Tor)--After jumping out to a 5-0 lead, the O's hung on to win 5-4...**Olson** was short of stuff this day, but left the bases loaded in the 8th and retired the side in order in the 9th...The Jays who had 4 catchers had used them all late in the game so infielder **Tim Lawless** made his debut behind the plate...What did he do right off? He nailed **Bill Ripken** trying to steal with a perfect throw...**Bob Melvin's** 2 rbi were big ones...The Orioles, 32-15 since May 14, were 47-34, their best halfway record since '79.

Thu, Jul 6 (Tor)--**Fred McGriff's** 3-run homer off **Jeff Ballard** (10-4) led to the Jays 4-1 win.

Thu, Aug 17 (Bal)--With the score tied at 1, the Orioles jumped on **Cerutti** for 8 runs (4 earned) in the 4th inning...**Stan Jefferson** hit a 3-run homer and drove in a career-high 5 runs.

Fri, Aug 18 (Bal)--**George Bell** had 4 of the Jays' 15 hits, an outburst that included 3 home runs off **Dave Johnson** in a 9-2 Toronto win.

Sat, Aug 19 (Bal)--**Phil Bradley** doubled and **Mike Devereaux** singled leading off the 1st and that was the extent of the O's offense...The Jays won 5-1 as **Jimmy Key**, just off the DL, snapped a 7-game losing streak.

Sun, Aug 20 (Bal)--**Dave Stieb** remained winless lifetime in Baltimore (0-5) as the O's won 7-2...A loss would have allowed the Brewers to move into 1st place...**Pete Harnisch** worked (at least) into the 7th for the 7th time in his last 8 starts...O's rookies had now contributed a win and/or save to 34 of the O's 64 victories.

Fri, Sep 29 (Tor)--The 1st game of the dramatic final showdown for the Eastern Division title went to the Jays, 2-1, in 11 innings when **Lloyd Moseby** lined a 2-out rbi single off the leftfield wall against **Mark Williamson** who took the loss.

The O's had drawn 1st blood before a SkyDome record 49,636 when **Bradley** homered on the very 1st pitch of the game, a 420' shot off **Todd Stottlemyre**. **Jeff Ballard**, who pitched magnificently, was still leading 1-0 when he came out with 1 out in the 8th...The Jays tied when **Lawless** scored from 3rd on a wild pitch, an errant breaking ball from reliever **Olson** that bounced wide of the plate.

The game was played under roof as the Jays extended their undefeated record inside a closed dome to 10-0 (not including 2-0 when the dome was partially closed or closed in mid-game)...it was the Blue Jays' 7th straight extra inning win...They were 13-4 in overtime, the O's 9-3.

Sat, Sep 30 (Tor)--The pennant race ended despite a gallant effort by **Johnson** who replaced **Harnisch** as the Orioles' starter after the latter had severely cut his foot while walking back to the hotel following the game the night before...The Baltimore native gave up a 1st inning run, then retired 18 of the next 19 Blue Jays. He was leading 3-1 when he came out after walking **Liriano** to open the 8th, and had allowed only 2 hits and 3 walks.

Kevin Hickey walked the only man he faced, then **Williamson** came on...The next 4 batters would then bring the pennant race to a dramatic conclusion. **Moseby** sacrificed; **Mookie Wilson** singled, scoring **Liriano**; **McGriff** drove in the tying run with another single, and then **George Bell** put the Jays on top for good with a sac fly...The O's went down 1-2-3 in the 9th and it was over.

VS TORONTO (cont)

of 15, more than half of whom had spent much of the year at Rochester... The O's trailed 3-0 until the 7th when they rallied for 2, then an inning later jumped on the Jays for 5 more and won, 7-5... **Francisco Melendez** contributed 3 rbi including the game-winner... The 3 day attendance for this historic series came to 148,658.

LEADING OPPOSING BATTERS, 1989

Batting (minimum 25 at bats)

- 1—479—**George Bell**, Tor (48-23)
- 2—429—**Mike Felder**, Mil (28-12)
- 3—414—**Rick Cerone**, NY (29-12)
- 4—409—**Alvin Davis**, Sea (44-18)
- 5—390—**Gary Gaetti**, Min (41-16)

Hits

- 23—**George Bell**, Tor
- 18—**Wade Boggs**, Bos
- 18—**Alvin Davis**, Sea
- 18—**Steve Sax**, NY

Doubles

- 8—**Wade Boggs**, Bos

Triples

- 2—**Al Newman**, Min
- 2—**Rance Mulliniks**, Tor

Home Runs

- 5—**Jack Howell**, Cal

Runs Batted In

- 15—**George Bell**, Tor

Walks

- 10—**Alvin Davis**, Sea

Strikeouts

- 16—**Fred McGriff**, Tor

Stolen Bases

- 5—**George Brett**, KC
- 5—**Gary Pettis**, Det
- 5—**Devon White**, Cal

On Base Percentage

- .519—**Alvin Davis**, Sea (54-28)

Slugging Percentage

- .771—**Kent Hrbek**, Min (35-27)

TOP 10 ACTIVE HITTERS VS ORIOLES

(100 at bats minimum)

- 1—425—**Mike Greenwell**, Bos (113-48)
- 2—367—**Marty Barrett**, Bos (281-103)
- 3—343—**Pat Tabler**, KC (289-99)
- 4—342—**Wade Boggs**, Bos (374-128)
- 5—342—**Dave Henderson**, Oak (240-82)

- 6—340—**Cory Snyder**, Cle (162-55)
- 7—338—**Don Slaught**, NY (198-87)
- 8—334—**R. Henderson**, Oak (419-142)
- 9—329—**Kevin Seitzer**, KC (140-48)
- 10—325—**Bill Buckner**, KC (206-67)

TOP 5 ACTIVES VS ORIOLES

HOME RUNS

- 1-38—**Jim Rice**, Bos
- 27-28—**Tony Armas**, Cal
- 27-28—**Dwight Evans**, Bos
- 4-24—**George Brett**, KC
- 57-23—**Kent Hrbek**, Min
- 57-23—**Lance Parrish**, Cal

RUNS BATTED IN

- 1—136—**Jim Rice**, Bos
- 2—128—**Dwight Evans**, Bos
- 3—101—**George Brett**, KC
- 4—98—**Carlton Fisk**, Chi
- 5—96—**Robin Yount**, Mil

LEADING OPPOSING PITCHERS, 1989

- Wins**—3—**Allan Anderson**, Min (3-0)
Eric King, Chi (3-1)
Roy Smith, Min (3-0)

- Losses**—3—**Doyle Alexander**, Det (0-3)
Willie Fraser, Cal (0-3)
Nolan Ryan, Tex (0-3)

- Saves**—3—**Dennis Eckersley**, Oak
Dave Righetti, NY
Mike Schooler, Sea
Bobby Thigpen, Chi

- Appearances**—7—**Rob Murphy**, Bos
Complete Games—2—**Bret Saberhagen**, KC

- Innings**—29.1—**Matt Gubicza**, KC
Strikeouts—29—**Chuck Finley**, Cal (ip-21.1)

- 28—**Nolan Ryan**, Tex (ip-19.1)

- Walks**—13—**Nolan Ryan**, Tex

- Home Runs**—5—**Nolan Ryan**, Tex

- Lowest ERA (minimum 15 Innings)**

- 0.38—**B. Saberhagen**, KC (ip-24, er-1)

- 1.04—**G. Hibbard**, Chi (ip-17.1, er-2)

- 1.09—**C. Cary**, NY (ip-24.2, er-3)

- 1.61—**A. Anderson**, Min (ip-22.1, er-4)

- 1.65—**E. King**, Chi (ip-27.1, er-5)

- Lowest Average (minimum 15 Innings)**

- .136—**Chuck Cary**, NY (88-12)

- .139—**Bret Saberhagen**, KC (79-11)

- .182—**Bud Black**, Cle (55-10)

- .192—**Eric King**, Chi (99-19)

- Highest ERA (minimum 15 Innings)**

- 7.45—**Nolan Ryan**, Tex (ip-19.1, er-16)

- 5.74—**J. Morris**, Det (ip-15.2, er-10)

- 5.40—**D. Alexander**, Det (ip-16.2, er-10)

BEST LONG STRETCH

The best record the O's have ever compiled in a stretch of 30 or more games is 26-4 between Sep 8 and Oct 15, '70. It included a 19-3 run at the end of the regular season and 7-1 in post-season (playoffs, world series).

OPPONENTS 1989 CLUB BATTING VS. ORIOLES

	W-L	AVG.	AB	R	H	HR	R/GM
Boston	7-6	.285	466	71	133	12	5.8
California	6-6	.317	432	62	137	17	5.2
Chicago	6-6	.298	420	58	125	9	4.8
Cleveland	6-7	.247	433	45	107	14	3.8
Detroit	3-10	.213	427	47	91	10	3.6
Kansas City	6-6	.274	456	54	125	8	4.3
Milwaukee	6-7	.255	428	44	109	6	3.4
Minnesota	8-4	.281	402	59	113	9	4.9
New York	5-8	.274	441	39	121	9	3.0
Oakland	7-5	.260	385	44	100	11	3.7
Seattle	6-6	.293	427	62	125	11	5.0

OPPOSING BATTERS RECORDS—1989 AND LIFETIME

1989 VS. ORIOLES										LIFETIME VS. ORIOLES										
PLAYER	B	CLUB	AVG.	G	AB	H	HR	RBI		AVG.	G	AB	H	HR	RBI					
Aguayo	R	Cle	.333	2	3	1	0	0		.111	4	9	1	0	0					
Alanson	R	Cle	.179	10	28	5	0	0		.250	32	96	24	0	11					
Anderson, K.	R	Cal	.211	6	19	4	0	1		.211	6	19	4	0	1					
Armas	R	Cal	.333	5	21	7	0	4		.231	114	425	98	28	85					
Backman	S	Min	.273	6	22	6	0	2		.273	6	22	6	0	2					
Baines	L	Chi-Tex	.308	13	52	16	0	2		.270	109	415	112	13	57					
Baker, D.	S	Min	.400	5	15	6	0	3		.276	11	29	8	0	3					
Balboni	R	NY	.381	9	21	8	1	4		.209	70	215	45	11	30					
Barfield	R	NY	.178	12	45	8	0	0		.285	94	305	87	17	43					
Barrett	R	Bos	.286	8	35	10	0	3		.367	71	281	103	2	36					
Bates	L	Mil	.500	2	2	1	0	0		.500	2	2	1	0	0					
Beane	R	Oak	.500	2	4	2	0	0		.375	4	8	3	0	1					
Bell, B.	R	Tex	.250	3	4	1	0	0		.246	168	625	154	10	63					
Bell, G.	R	Tor	.479	12	48	23	2	15		.294	80	309	91	19	64					
Belle	R	Cle	.429	2	7	3	2	4		.429	2	7	3	2	4					
Bergman	L	Det	.220	12	41	9	1	2		.203	52	128	26	2	9					
Bichette	R	Cal	.100	3	10	1	0	0		.100	3	10	1	0	0					
Blankenship	R	Oak	.167	3	6	1	0	0		.167	3	6	1	0	0					
Blowers	R	NY	.000	1	2	0	0	0		.000	1	2	0	0	0					
Boggs	L	Bos	.316	13	57	18	0	1		.342	91	374	128	2	34					
Boone	R	KC	.216	9	37	8	0	2		.236	88	280	66	4	34					
Borders	R	Tor	.308	7	13	4	0	0		.233	14	30	7	0	0					
Bosley	L	Tex	.000	4	4	0	0	0		.262	46	103	27	1	7					
Boston	L	Chi	.231	7	13	3	1	4		.221	30	95	21	4	11					
Bradley, S.	L	Sea	.200	8	20	4	1	5		.229	34	105	24	2	14					
Braggs	R	Mil	.263	11	38	10	0	3		.267	31	120	32	2	17					
Brantley	R	Sea	.231	3	13	3	0	1		.274	25	106	29	1	13					
Brenly	R	Tor	.500	2	4	2	0	0		.500	2	4	2	0	0					
Brett	L	KC	.294	12	51	15	2	11		.315	171	644	203	24	101					
Briley	L	Sea	.304	6	23	7	3	4		.304	6	23	7	3	4					
Brock	L	Mil	.289	12	45	13	1	5		.311	34	122	38	3	18					
Brookens	R	NY	.375	3	8	3	0	0		.258	112	353	91	6	43					
Brower	R	NY	—	—	—	—	—	—		.231	14	39	9	1	7					
Brown	S	Cle	.333	13	48	16	0	2		.292	28	96	28	0	5					
Brunley	S	Det	.111	4	9	1	0	1		.111	4	9	1	0	1					
Buckner	L	KC	.600	8	10	6	0	1		.325	57	206	67	6	30					
Buechele	R	Tex	.226	10	31	7	2	5		.229	47	144	33	6	20					
Buhrer	R	Sea	.250	3	12	3	0	2		.300	16	50	15	2	10					
Burks	R	Bos	.280	12	50	14	1	5		.313	34	144	45	5	22					
Bush	L	Min	.333	10	30	10	1	6		.283	60	152	43	7	28					
Calderon	R	Chi	.192	12	52	10	2	8		.252	40	143	36	9	24					
Canale	L	Mil	.200	2	5	1	0	0		.200	2	5	1	0	0					
Canseco	R	Oak	.462	4	13	6	3	5		.256	42	160	41	10	26					
Carter	R	Cle	.320	13	50	16	3	9		.236	65	259	61	12	34					
Castillo, C.	R	Min	.143	7	14	2	0	0		.265	42	102	27	4	14					
Cerone	R	Bos	.414	9	29	12	1	10		.237	82	266	63	3	34					
Clark, D.	L	Cle	.211	8	19	4	0	0		.259	12	27	7	0	2					
Cochrane	S	Sea	.500	2	2	1	0	0		.500	2	2	1	0	0					
Coles	R	Sea	.308	11	39	12	1	2		.241	32	108	26	2	8					
Coolbaugh	R	Tex	.333	4	6	2	1	2		.333	4	6	2	1	2					
Cotto	R	Sea	.211	6	19	4	0	0		.271	34	96	26	2	8					
Datz	R	Det	1.000	1	1	1	0	0		1.000	1	1	1	0	0					
Daugherty	S	Tex	.500	5	6	3	0	0		.500	5	6	3	0	0					
Davis, A.	L	Sea	.409	12	44	18	2	8		.264	70	261	69	7	26					
Davis, C.	S	Cal	.238	11	42	10	0	4		.241	23	83	20	2	10					
Deer	R	Mil	.333	8	27	9	0	6		.292	43	154	45	4	25					
De Los Santos	R	KC	.000	2	1	0	0	0		.000	2	1	0	0	0					
Diaz	R	Sea	.111	4	9	1	0	0		.118	6	17	2	0	0					
Downing	R	Cal	.326	12	46	15	2	5		.230	157	552	127	15	56					
Ducey	L	Tor	.250	2	4	1	0	2		.389	11	18	7	1	1					
Dwyer	L	Min	.294	5	17	5	0	1		.296	11	27	8	1	3					
Eisenreich	L	KC	.250	8	28	7	1	3		.250	21	68	17	2	11					
Engle	R	Mil	.200	1	5	1	0	0		.269	37	119	32	2	14					
Esasky	R	Bos	.277	12	47	13	4	14		.267	12	47	13	4	14					
Espinosa	R	NY	.265	13	49	13	0	4		.265	13	49	13	0	4					
Espy	S	Tex	.212	11	33	7	0	0		.215	19	65	14	0	3					
Evans, Dw.	R	Bos	.300	13	50	15	2	11		.284	207	730	207	28	121					
Felder	S	Mil	.429	10	28	12	1	5		.268	31	97	26	1	8					
Felix	S	Tor	.235	9	34	8	0	3		.235	9	34	8	0	3					
Fermin	R	Cle	.121	12	33	4	0	2		.121	12	33	4	0	2					
Fernandez	S	Tor	.235	13	51	12	0	7		.211	70	270	84	4	33					
Fields	L	Sea	—	—	—	—	—	—		.294	6	17	5	0	0					
Fisk	R	Chi	.350	6	20	7	1	5		.256	188	656	168	22	93					
Fletcher	R	Tex-Chi	.238	10	42	10	1	4		.277	75	271	75	2	33					
Franco	R	Tex	.317	12	41	13	1	6		.304	87	336	102	4	40					
Francona	L	Mil	.143	5	7	1	0	0		.269	10	26	7	0	0					
Gaetti	R	Min	.390	11	41	16	1	4		.313	91	335	105	13	41					
Gagne	R	Chi	.154	11	26	4	0	3		.221	51	145	32	3	14					
Gallagher	R	Chi	.345	12	29	10	0	1		.275	16	40	11	0	1					
Gallego	R	Oak	.097	12	31	3	0	1		.098	28	51	5	0	0					
Gantner	L	Mil	.320	7	25	8	0	1		.246	110	366	90	4	53					

OPPOSING BATTERS RECORDS (Cont.)

1989 VS. ORIOLES

CLUB	AVG.	G	AB	H	HR	RBI
Bos	.167	7	18	3	0	2
NY	.250	8	28	7	2	6
Min	.318	7	22	7	0	1
Tex	.222	4	9	2	0	2
Bos	.421	5	19	8	3	6
Sea	.366	12	41	15	0	8
Tor	.333	8	33	11	2	5
Chi	.240	12	50	12	0	3
Chi	.000	1	1	0	0	0
NY	.250	10	40	10	2	4
Min	.276	9	29	8	2	7
Oak	.333	6	15	5	1	3
Det	.243	11	37	9	3	9
Bos	.261	9	23	6	0	2
Oak	.286	11	42	12	1	7
NY-Oak	.235	9	34	8	0	3
Sea	—	—	—	—	—	—
Tor	.333	2	6	2	0	0
Cle	.000	2	1	0	0	0
Cal	.000	2	3	0	0	0
Cal	.308	11	39	12	5	10
Min	.343	10	35	12	4	14
Oak	.125	7	16	2	0	1
Tex	.242	10	33	8	2	3
Tor	.000	1	3	0	0	0
KC	.154	9	39	6	2	6
Cle	.239	13	46	11	3	6
Cle	.368	5	19	7	1	3
Oak	.222	8	27	6	0	3
Oak	—	—	—	—	—	—
Chi	.370	6	27	10	0	1
Det	.167	5	18	3	0	0
Cal	.309	12	55	17	2	6
Chi	.111	5	9	1	0	1
NY	.345	10	29	10	0	1
Sea	—	—	—	—	—	—
Chi	.583	4	12	7	1	6
Cle	.278	6	18	5	2	5
Tex	.077	8	13	1	0	0
Tex	.250	5	16	4	0	1
Bos	.222	7	9	2	0	1
Oak	.313	9	32	10	1	3
Min	.205	12	44	9	0	1
Min	.188	6	16	3	0	0
Tor	.286	6	7	2	0	0
NY	.333	1	3	1	0	0
Tex	.261	9	23	6	0	5
Tor	.219	11	32	7	0	0
Det	.353	5	17	6	1	5
Sea	.239	11	46	11	2	10
Tor	.136	9	22	3	0	2
Det	—	—	—	—	—	—
Det	.125	5	8	1	0	0
Det	.273	10	33	9	2	5
Chi	.353	11	34	12	0	4
KC	.364	5	11	4	0	1
Chi-Tex	.273	10	33	9	1	6
Chi	.306	11	36	11	0	4
Sea	.313	5	16	5	1	3
NY	.280	13	50	14	2	9
Tor	.400	4	10	4	1	2
Cle	.154	7	26	4	0	0
Tor	.200	13	50	10	4	10
Sea	.000	1	2	0	0	0
Oak	.205	12	44	9	4	8
Cal	.000	0	0	0	0	0
Cle	.000	2	4	0	0	0
Chi	.278	5	18	5	0	0
NY	.111	5	18	2	0	1
Mil	.231	4	13	3	1	1
Mil	.314	13	51	16	1	5
Det	.360	7	25	9	0	2
Chi	.000	2	0	0	0	0
NY	—	—	—	—	—	—
Tor	.175	11	40	7	0	1
Min	.300	9	10	3	0	0
Tor	.417	9	24	10	0	2
Tor	.000	3	9	0	0	0
Det	.194	11	31	6	0	1
Det	.143	9	28	4	0	2
Mil	.091	5	11	1	0	1
Cle	.173	13	52	9	1	5

1989 VS. ORIOLES								LIFETIME VS. ORIOLES							
PLAYER	B	CLUB	AVG.	G	AB	H	RBI	AVG.	G	AB	H	HR	RBI		
Palmeiro	L	Tex	.310	12	42	13	0	1	.310	12	42	13	0	1	
Palmer, D.	R	Tex	.000	2	3	0	0	0	.000	2	3	0	0	0	
Parker	R	Oak	.205	11	39	8	0	0	.257	20	74	19	2	8	
Parrish, Lan	L	Oak	.370	9	27	10	3	4	.261	115	421	110	23	62	
Pasqua	L	Chi	.308	4	13	4	0	2	.240	35	104	25	4	13	
Pecota	R	KC	.000	9	10	0	0	0	.143	17	21	3	0	0	
Pedrique	R	Det	.000	2	2	0	0	0	.000	2	2	0	0	0	
Petrilli	S	Tex	.091	5	11	1	0	0	.254	29	71	18	2	7	
Petis	S	Det	.298	13	47	14	1	1	.250	60	188	47	1	11	
Phelps	L	NY	.273	5	11	3	1	4	.296	54	142	42	17	38	
Phillips	S	Oak	.185	9	27	5	0	3	.265	58	185	49	4	24	
Polidor	R	Mil	.286	4	14	4	0	2	.313	8	16	5	0	2	
Polonia	L	Oak-NY	.351	11	37	13	1	4	.295	25	88	26	1	13	
Presley	R	Sea	.349	10	43	15	1	4	.260	61	242	63	10	33	
Puckett	R	Min	.313	12	48	15	1	11	.320	63	266	85	10	41	
Quinones	R	Sea	—	—	—	—	—	—	.231	28	91	21	2	10	
Quintana	R	Bos	.000	2	2	0	0	0	.000	2	2	0	0	0	
Quirk	L	Oak	.000	2	1	0	0	0	.131	47	99	13	1	5	
Ray	S	Cal	.386	11	44	17	1	8	.309	24	94	29	2	13	
Reed	R	Bos	.239	11	46	11	0	3	.293	21	75	22	0	7	
Reynolds	S	Sea	.364	10	44	16	0	4	.292	49	168	49	1	14	
Rice	R	Bos	.250	8	32	8	0	5	.324	174	680	220	38	136	
Richie	R	Det	.333	2	3	1	0	0	.333	2	3	1	0	0	
Rivera	R	Bos	.391	8	23	9	1	3	.391	8	23	9	1	3	
Rodriguez, V.	R	Min	.500	2	2	1	0	0	.500	2	2	1	0	0	
Romero	R	Mil-Bos	.500	2	4	2	0	1	.305	46	118	36	2	12	
Romine	R	Bos	.154	8	26	4	0	4	.175	22	40	7	0	5	
Salas	L	Cle	.071	6	14	1	0	0	.250	39	112	28	1	6	
Sanders	L	NY	.000	1	3	0	0	0	.000	1	3	0	0	0	
Sax, S.	R	NY	.327	13	55	18	0	1	.327	13	55	18	0	1	
Schaefer	R	Chi	.000	1	0	0	0	0	.000	1	0	0	0	0	
Schofield	R	Cal	.281	8	32	9	2	6	.257	66	210	54	4	18	
Schroeder	R	Cal	.500	5	14	7	0	1	.295	31	105	31	4	11	
Schu	R	Det	.320	9	25	8	1	4	.320	9	25	8	1	4	
Seitzer	R	KC	.275	12	51	14	0	5	.329	34	140	46	3	18	
Sheffield	R	Mil	.125	6	24	3	1	1	.125	6	24	3	1	1	
Sheridan	L	Det	.125	3	8	1	0	0	.286	55	147	42	5	18	
Sierra	S	Tex	.255	12	47	12	2	7	.237	42	152	36	8	28	
Skinner	R	Cle	.200	5	10	2	0	1	.245	35	94	23	2	10	
Slaght	R	NY	.385	10	26	10	0	1	.338	61	198	67	5	16	
Snyder	R	Cle	.325	10	40	13	2	5	.340	42	162	55	14	29	
Sosa	R	Chi	.333	6	21	7	1	2	.333	6	21	7	1	2	
Spies	L	Mil	.259	8	27	7	0	3	.259	8	27	7	0	3	
Stanley	R	Tex	.500	3	6	3	0	3	.293	14	41	12	1	7	
Steinbach	R	Oak	.355	9	31	11	0	1	.328	20	61	20	1	8	
Stillwell	S	KC	.182	6	22	4	0	0	.329	18	73	24	1	6	
Strange	S	Det	.188	5	16	3	0	0	.188	5	16	3	0	0	
Sundberg	R	Tex	.273	4	11	3	0	1	.302	135	444	134	9	52	
Surhoff	L	Mil	.139	10	36	5	0	0	.250	27	96	24	1	13	
Sveum	S	Mil	—	—	—	—	—	—	.265	33	117	31	5	16	
Tabler	R	KC	.375	10	32	12	0	1	.343	79	289	99	3	40	
Tartabull	R	KC	.333	11	36	12	2	6	.292	43	154	45	5	27	
Thurman	R	KC	.250	8	16	4	0	1	.250	8	16	4	0	1	
Tingley	R	Cal	—	—	—	—	—	—	.667	1	3	2	1	2	
Tolleson	S	NY	.333	5	3	1	0	0	.304	57	168	51	3	13	
Trammell	R	Det	.108	10	37	4	0	5	.286	143	542	155	7	65	
Valle	R	Sea	.250	6	20	5	0	5	.377	18	69	26	3	18	
Vaughn	R	Mil	.125	5	16	2	0	0	.125	5	16	2	0	0	
Velarde	R	NY	.400	3	10	4	1	1	.235	5	17	4	1	1	
Venable	L	Cal	.500	4	12	6	0	2	.500	4	12	6	0	2	
Ventura	L	Chi	.375	2	8	3	0	2	.375	2	8	3	0	2	
Vizquel	S	Sea	.147	11	34	5	0	2	.147	11	34	5	0	2	
Walker, G.	L	Chi	.267	4	15	4	1	4	.287	64	209	60	7	24	
Ward, G.	R	Det	.133	8	15	2	0	2	.282	81	301	85	12	38	
Washington, C.	L	Cal	.313	4	16	5	1	1	.230	75	257	59	5	24	
Weiss	S	Oak	.462	4	13	6	0	2	.313	15	48	15	1	5	
Wellman	R	KC	.350	10	20	7	1	3	.310	17	29	9	1	3	
Whitaker	L	Det	.133	13	45	6	1	5	.251	129	467	117	8	48	
White, D.	S	Cal	.327	12	52	17	1	4	.258	34	120	31	2	9	
White, F.	R	KC	.343	10	35	12	0	3	.269	154	527	142	12	61	
Whitt	L	Tor	.323	11	31	10	0	2	.235	92	264	62	9	36	
Williams, E.	R	Chi	.222	3	9	2	0	1	.222	3	9	2	0	1	
Williams, K.	R	Det	.000	4	12	0	0	0	.143	16	56	8	2	8	
Wilson, M.	S	Tor	.370	6	27	10	1	6	.370	6	27	10	1	6	
Wilson, W.	S	KC	.279	12	43	12	0	6	.297	119	491	146	3	28	
Winfield	R	NY	—	—	—	—	—	—	.287	97	383	110	19	65	
Winters	L	KC	.167	4	12	2	0	0	.167	4	12	2	0	0	
Young, M.	S	Cle	.222	4	9	2	0	1	.222	4	9	2	0	1	
Yount	R	Mil	.200	13	50	10	1	7	.273	196	743	203	19	96	
Zuvela	R	Cle	.667	5	6	4	0	0	.667	5	6	4	0	0	

OPPONENTS 1989 CLUB PITCHING VS. ORIOLES

ERA	W-L	CG	SV	SHO	IP	H	R	ER	HR	BB	SO
4.60	7-6	0	4	0	119.1	116	73	61	13	64	88
4.54	6-6	2	2	1	107	99	55	54	13	53	77
3.99	6-6	1	3	1	106	102	50	47	11	39	59
2.74	6-7	3	2	4	115	90	35	35	5	39	61
5.29	3-10	2	1	1	114	114	71	67	18	59	72
2.90	6-6	3	3	3	118	92	44	38	7	36	60
3.35	6-7	3	2	1	113	102	45	42	8	33	59
3.43	8-4	1	2	1	105	98	45	40	7	40	62
3.35	5-8	0	3	2	115.2	126	66	43	11	40	62
3.29	7-5	1	4	0	104	85	38	38	6	35	59
4.58	6-6	0	4	1	106	110	58	54	8	49	75
4.96	3-9	1	2	0	105.1	113	63	58	11	58	93
4.23	6-7	0	2	0	115	122	65	54	11	49	82
3.93	75-87	17	34	15	1443.1	1369	708	631	129	593	807

G PITCHERS RECORDS

		VS. ORIOLES		'89 OVERALL		AMER. LGE		MAJORS	
T	'89 CLUB(S)	'89 W-L-S	CAREER W-L-S	W-L-S	W-L-S	W-L-S	W-L-S	W-L-S	W-L-S
L	Cal	1-0	1-0	12-12	12-12	12-12	12-12	26-40	34-28
R	Tor	0-0	0-0-1	2-1	19-13	12	26-40	34-28	34-28
R	Min	0-1	0-1	3-5	3-5	3-5	3-5	29-15	7-7
R	Tex	0-0	1-0	0-1	2-7	2-7	2-7	92-78	2-2
R	Mil	0-0	1-0	1-0-1	4-1-1	4-1-1	4-1-1	194-101	194-101
R	Det	0-3	13-8	6-18	152-134	3	152-134	152-134	152-134
L	Min	3-0	6-0	17-10	37-25	37-25	37-25	194-101	194-101
R	KC	1-0	1-1	6-8	8-9	8-9	8-9	33-41	26-19
R	Tex	0-0	0-0	2-2-1	3-5-1	3-5-1	3-5-1	33-41	26-19
R	Cle	0-1	0-3-2	0-3-2	33-41	26-19	33-41	26-19	26-19
R	Mil	2-0	3-0	12-12	25-19	25-19	25-19	25-19	25-19
L	Cle	0-0	3-3-1	5-9	31-41	13	31-41	13	13
L	Sea	1-0	2-0	14-6	38-32	32	38-32	32	32
L	KC	1-0	9-7	4-1	122-124	133-146	122-124	133-146	133-146
L	Min	0-0	3-3-1	9-3-3	52-42	10	52-42	10	10
L	Mil	0-0	4-0	0-4	12-17	11	12-17	11	11
L	Cle	1-1	4-5-1	12-11	70-71	11	70-71	11	11
R	Cal	1-0	19-14	17-5	237-203	271-220	237-203	271-220	271-220
R	Bos	0-1	1-1	15-11	101-87	87	101-87	87	87
L	Bos	0-1	0-1-0	0-4	2-7-1	8	2-7-1	8	8
L	Mil	1-1	4-2	15-10	33-37	8	33-37	8	8
R	Bos	0-0	5-4	3-2	60-56	10	60-56	10	10
R	Tex	1-0	1-0	12-9	14-10	20	14-10	20	20
R	Tor	0-0	0-3	1-0	9-11	20	9-11	20	20
R	Oak	1-0	2-0	6-5-8	14-7-9	9	14-7-9	9	9
L	NY	0-1	1-1-1	5-5	16-9-3	3	16-9-3	3	3
L	NY	0-0	1-1	3-3	41-21-1	167-107	41-21-1	167-107	167-107
R	Cle	1-0	6-4	13-10	56-54	6-1	56-54	6-1	6-1
L	NY	2-0	2-1	4-4	5-7-2	2	5-7-2	2	2
R	Tor	0-2	4-3-1	11-11	37-28-2	6-1	37-28-2	6-1	6-1
R	Bos	1-0	7-2	17-11	95-45	6	95-45	6	6
R	Cal	0-0	1-0	—	13-5-6	6	13-5-6	6	6
R	Mil	0-1	0-1	2-5	2-6	1	2-6	1	1
L	Cal	0-0	0-0-1	0-0-0	2-1-1	1	2-1-1	1	1
R	KC	0-1	1-3-1	3-1	22-17-17	28	22-17-17	28	28
R	Mil	1-0	2-0-3	9-7-7	22-21-28	28	22-21-28	28	28
R	Tor	1-0	1-0	2-0	2-0	0	2-0	0	0
R	Oak	2-0	4-0	19-7	90-55-2	92-62	90-55-2	92-62	92-62
R	Chi	0-0	0-0-1	0-1-1	7-8-4	15-21	7-8-4	15-21	15-21
R	Bos	1-0	1-0	12-8	111-109	22-26	111-109	22-26	22-26
R	Chi-NY	0-0	10-8	5-12	111-109	22-26	111-109	22-26	22-26
R	Sea	0-1	0-1	2-9	2-9	0	2-9	0	0
R	Oak	0-0-3	9-10-5	4-0-33	138-112-97	165-138	138-112-97	165-138	165-138
R	KC	1-1-2	2-3-6	2-5-18	24-28-49	20-13	24-28-49	20-13	20-13
R	Cle	1-2	3-2	9-14	28-25	13	28-25	13	13
R	Mil	0-1	0-3	7-3	19-11	13	19-11	13	13
R	Cal	1-0	2-1	16-9	30-32	1	30-32	1	1
L	Cal	0-1	1-3	8-10	163-134-1	26-30-3	163-134-1	26-30-3	26-30-3
R	Bos	1-0	4-0-1	3-7	14-19-12	15-22	14-19-12	15-22	15-22
L	Det	0-0	1-0	4-8	8-10	11	8-10	11	11
L	KC	0-0	0-1	0-0-0	10-18-11	11	10-18-11	11	11
R	Min	1-0	1-0	3-2	3-2	1	3-2	1	1
R	KC	1-0	1-0	17-9-1	17-9-1	113-98	17-9-1	113-98	113-98
R	NY	0-0	9-5-6	1-0-1*	71-64-181	27-31	71-64-181	27-31	27-31
R	Tor	1-1	1-1	4-1	4-1	15	4-1	15	15
R	Tex	0-0	1-0	6-6-2	14-14-15	27-31	14-14-15	27-31	27-31
R	KC	0-0	4-3	15-11	84-67	13	84-67	13	13
L	NY	1-0	2-1	5-5-13	17-15-13	4	17-15-13	4	4
L	NY	—	11-9	—	170-91-4	5-5	170-91-4	5-5	5-5
R	Tex	—	3-4	—	37-44	—	37-44	—	—
L	Tex	0-1	0-1	2-1	2-1	—	2-1	—	—
R	Sea	0-0	0-0	0-5	11-0	—	11-0	—	—

OPPOSING PITCHERS RECORDS

			VS. ORIOLES		'89 OVERALL		AMER. LGE		MAJORS	
PITCHER	T	'89 CLUB(S)	'89 W-L-S	CAREER W-L-S	W-L-S	W-L-S	W-L-S	W-L-S	W-L-S	W-L-S
Hawkins	R	NY	0-1	0-1	15-15	15-15	15-15	75-73	75-73	75-73
Henke	R	Tor	1-0-1	4-1-7	8-3-20	27-22-122	8-3-20	27-22-122	8-3-20	27-22-122
Henneman	R	Det	0-0-1	0-0-3	11-4-8	31-13-37	11-4-8	31-13-37	11-4-8	31-13-37
Hernandez	L	Det	0-0-0	4-2-9	2-2-15	36-31-120	4-2-9	36-31-120	4-2-9	36-31-120
Hetzl	R	Bos	0-1	0-1	2-3	2-3	2-3	2-3	2-3	2-3
Hibbard	L	Chi	1-1	1-1	6-7	6-7	6-7	6-7	6-7	6-7
Higuera	L	Mil	0-2	5-6	9-6	78-44	9-6	78-44	9-6	78-44
Hilgus	R	Chi	0-0	0-0	7-11-3	10-13-3	0-0	7-11-3	10-13-3	10-13-3
Holman, B.	R	Sea	1-1	1-1	8-10*	8-10	1-1	8-10*	8-10	8-10
Honeycutt	L	Oak	0-0-1	0-5-1	2-2-12	62-80-19	0-0-1	0-5-1	2-2-12	62-80-19
Hough	R	Tex	1-1	5-10	10-13	127-111-1	1-1	5-10	10-13	127-111-1
Hudson	R	Det	0-1	0-2	1-5	18-18-2	0-1	0-2	1-5	18-18-2
Jackson	R	Sea	0-1	1-1-1	4-6-7	10-11-11	0-1	1-1-1	4-6-7	10-11-11
Jeffcoat	L	Tex	0-0	0-0	9-6	15-14-1	0-0	0-0	9-6	15-14-1
John T.	L	NY	—	18-17-2	2-7	201-189-3	—	18-17-2	2-7	201-189-3
Johnson, R.	L	Sea	0-1	0-1	7-9	7-9	0-1	0-1	7-9	7-9
Jones, D.	R	Cle	1-0-2	1-0-7	7-10-32	17-19-78	1-0-2	1-0-7	7-10-32	17-19-78
Key	L	Tor	1-1	6-7	13-14	74-49-10	1-1	6-7	13-14	74-49-10
King	R	Chi	3-1	6-1-2	9-10	30-24-15	3-1	6-1-2	9-10	30-24-15
Knudson	R	Mil	1-0	2-0	8-5	12-10	1-0	2-0	8-5	12-10
Krueger	L	Mil	0-0	3-2	3-2-3	30-33-4	0-0	3-2	3-2-3	30-33-4
Lamp	R	Bos	0-0	0-4-4	4-2-2	58-46-35	0-0	0-4-4	4-2-2	58-46-35
Langston	L	Sea	2-0	9-4	4-5*	74-67	2-0	9-4	4-5*	74-67
LaPoint	L	NY	1-1	1-2	6-9	26-29-1	1-1	1-2	6-9	26-29-1
Lasch	R	KC	0-1	0-1	5-6	5-6	0-1	0-1	5-6	5-6
Leibrandt	L	KC	0-1	5-4	5-11	76-61	0-1	5-4	5-11	76-61
Leiter	L	NY	—	1-0	1-2	7-8	—	1-0	1-2	7-8
Long	R	Chi	0-1	2-2	5-5-1	21-25-4	0-1	2-2	5-5-1	21-25-4
McCarthy	R	Chi	0-1	0-1	1-2	3-2-1	0-1	0-1	1-2	3-2-1
McCaskill	R	Cal	1-1	5-3	15-10	56-44	1-1	5-3	15-10	56-44
McClure	L	Cal	0-0	2-2-6	6-1-3	52-44-38	0-0	2-2-6	6-1-3	52-44-38
McCullers	R	NY	0-1	0-1	4-3-3	4-3-3	0-1	0-1	4-3-3	4-3-3
McDowell	R	Chi	—	1-1	—	8-10	—	1-1	—	8-10
Minton	R	Cal	0-0	0-2-1	4-3-8	13-12-25	0-0	0-2-1	4-3-8	13-12-25
Mohoric	R	NY	0-0	2-0-4	2-1-2	15-19-31	0-0	2-0-4	2-1-2	15-19-31
Monteleone	R	Cal	1-0	1-0	2-2	2-2	1-0	1-0	2-2	2-2
Montgomery	R	KC	0-1-1	2-1-1	7-3-18	14-5-19	0-1-1	2-1-1	7-3-18	14-5-19
Moore, M.	R	Oak	2-1	9-9	19-11	85-107-2	2-1	9-9	19-11	85-107-2
Morris	R	Det	0-2	11-12	6-14	183-132	0-2	11-12	6-14	183-132
Moyer	L	Tex	1-1	1-1	4-9	4-9	1-1	1-1	4-9	4-9
Murphy	L	Bos	1-0	1-0	5-7-9	5-7-9	1-0	1-0	5-7-9	5-7-9
Musselman	L	Tor	0-0	2-1-1	0-1	20-11-3	0-0	2-1-1	0-1	20-11-3
Navarro	R	Mil	1-0	1-0	7-8	7-8	1-0	1-0	7-8	7-8
Nelson	R	Oak	0-0	4-8	3-5-3	46-50-18	0-0	4-8	3-5-3	46-50-18
Nichols	R	Cle	0-1	0-1	4-6	5-13	0-1	0-1	4-6	5-13
Niedenfuhr	R	Sea	0-0	0-0	0-3-0	6-12-31	0-0	0-0	0-3-0	6-12-31
Nieves	L	Mil	—	4-2	—	32-25-1	—	4-2	—	32-25-1
Nosek	R	Det	0-1	0-1	0-2	0-2	0-1	0-1	0-2	0-2
Nunez, E.	R	Det	1-0	2-2-2	3-4-1	18-25-36	1-0	2-2-2	3-4-1	18-25-36
Orosco	L	Cle	0-0	0-0	3-4-3	3-4-3	0-0	0-0	3-4-3	3-4-3
Parker	R	NY	0-1	0-1	4-5	4-5	0-1	0-1	4-5	4-5
Perez	R	Chi	1-0	3-0	11-14	24-25	1-0	3-0	11-14	24-25
Petry	R	Cal	0-0	12-9	3-2	113-92	0-0	12-9	3-2	113-92
Pisac	L	Mil	0-0-2	2-1-9	3-4-33	19-19-100	0-0-2	2-1-9	3-4-33	19-19-100
Plunk	R	NY	0-2	1-2-3	8-6-1	23-21-8	0-2	1-2-3	8-6-1	23-21-8
Powell	L	Sea	0-0-1	0-2-1	2-2-2	4-8-2	0-0-1	0-2-1	2-2-2	4-8-2
Price	L	Bos	0-0	0-0	2-5	2	0-0	0-0	2-5	2
Rawley	L	Min	0-1	2-7-2	5-12	52-70-40	0-1	2-7-2	5-12	52-70-40
Reardon	R	Min	1-0-2	2-1-7	5-4-31	15-16-104	1-0-2	2-1-7	5-4-31	15-16-104
Reed	R	Sea	1-1	1-1-1	7-7	17-16-16	1-1	1-1-1	7-7	17-16-16
Reuss	L	Chi-Mil	0-0	1-2	9-9	26-23	0-0	1-2	9-9	26-23
Reuss	L	Mil	0-2	1-4	9-9	26-23	0-2	1-4	9-9	26-23
Righetti	L	NY	0-0-3	5-4-22	2-6-25	73-60-188	0-0-3	5-4-22	2-6-25	73-60-188
Rosenberg	L	Chi	1-2	1-2	4-13	4-14	1-2	1-2	4-13	4-14
Russell	R	Tex	0-1-2	2-3-2	6-4-38	29-25-43	0-1-2	2-3-2	6-4-38	29-25-43
Ryan	R	Tex	0-3	5-16	16-10	154-131-1	0-3	5-16	16-10	154-131-1
Saberhagen	R	KC	2-1	7-5	23-6	92-61	2-1	7-5	23-6	92-61
Schooner	R	Sea	0-0-3	0-2-3	1-7-33	6-15-48	0-0-3	0-2-3	1-7-33	6-15-48
Schwabe	R	Det	1-0	1-0	2-4	2-4	1-0	1-0	2-4	2-4
Smith, L.	R	Bos	1-0-2	1-0-5	6-1-25	10-6-54	1-0-2	1-0-5	6-1-25	10-6-54
Smith, R.	R	Min	3-0	3-0	10-6-1	20-17-1	3-0	3-0	10-6-1	20-17-1
Smithson	R	Bos	0-2	8-9	7-14-2	76-86-2	0-2	8-9	7-14-2	76-86-2
Stanley	R	Bos	2-1-2	12-9-14	5-2-4	115-97-132	2-1-2	12-9-14	5-2-4	115-97-132
Stewart	R	Oak	0-1	3-6	21-9	83-61-4	0-1	3-6	21-9	83-61-4
Stieb	R	Tor	1-2	1-0	17-8	148-117-1	1-2	1-0	17-8	148-117-1
Stottlemire, T	R	Tor	1-0	1-0	7-7	11-15	1-0	1-0	7-7	11-15
Swift	R	Sea	1-0	1-1	7-3-1	23-34-1	1-0	1-1	7-3-1	23-34-1
Swindell	L	Cle	1-1	4-2	13-6	39-30	1-1	4-2	13-6	39-30
Tanana	L	Det	1-2	18-16	10-14	198-188	1-2	18-16	10-14	198-188
Terrell	R	NY	1-1	6-3	6-5*	60-53	1-1	6-3	6-5*	60-53
Thigpen	R	Chi	0-0-3	1-1-7	2-6-34	16-19-91	0-0-3	1-1-7	2-6-34	16-19-91
Toivler	R	Min	0-1	1-1	1-3	8-9	0-1	1-1	1-3	8-9
Trout	L	Sea	0-1	1-7	4-3	45-54-4	0-1	1-7	4-3	45-54-4
Trujillo	R	Det	0-1	1-2	1-2	12-12-3	0-1	1-2	1-2	12-12-3

OPPOSING PITCHERS RECORDS (Cont.)

VS. ORIOLES '89 OVERALL

T	'89 CLUB(S)	'89 W-L-S	CAREER W-L-S	W-L-S	AMER. LGE W-L-S	MAJOR LGE W-L-S
R	Tor	0-0-1	0-0-2	4-10-15	14-14-30	14-15-31
R	Mil	0-0	5-1	2-6	34-42	149-103
R	Oak	1-1	3-2	17-8	34-17	14-12-7
L	Tor	0-0	1-0-1	7-4-2	16-21-6	39-42
R	Tor	1-0	2-0	3-1	109-104-5	
R	Tex	0-2	2-2-1	12-13		
R	Cal	1-1	7-12	9-15		
R	Cle	1-1	3-1	5-6	23-24-2	
L	Oak	0-1	6-3	5-9	51-42	
L	Oak	0-1	2-4-2	1-4	38-52-14	43-53

above list contains all pitchers with at least one win, loss or save vs. Orioles in '89, plus others.

not include his '89 record in N.L.

(2-1-4 w/ChiC), Holman (1-2 w/Mil.), Langston (12-9 w/Mil.), Terrell (5-13 w/SD) (Vols)

**--Includes '89 record in N.L.

ORIOLES 1989/LIFETIME PINCH-HITTING STATISTICS

1988						LIFETIME					
AVG.	AB	H	HR	RBI		AVG.	AB	H	HR	RBI	
.167	6	1	0	0		.077	13	1	0	0	
.000	4	0	0	0		.000	12	0	0	0	
.000	1	0	0	0		.000	11	0	0	0	
.000	14	0	0	0		.038	26	1	0	0	
.200	5	1	0	1		.200	5	1	0	0	
.000	2	0	0	0		.000	2	0	0	0	
.000	2	0	0	0		.000	2	0	0	0	
.000	1	0	0	0		.222	9	2	0	0	
.500	2	1	0	0		.053	19	1	0	0	
.250	4	1	0	0		.160	50	8	0	0	
.000	5	0	0	0		.130	23	3	0	0	
.182	11	2	0	0		.200	25	5	0	0	
.333	9	3	0	2		.268	71	19	1	0	
.400	15	6	1	6		.000	4	0	0	0	
.000	0	0	0	0		.303	66	20	4	0	
.333	18	6	0	2		.091	22	2	0	0	
.333	3	1	0	0		.229	35	8	1	0	
.188	16	3	1	5							
.212	118	25	2	17							

ORIOLES 1989/LIFETIME DESIGNATED HITTING STATISTICS

1989						LIFETIME					
AVG.	G	AB	H	HR	RBI	AVG.	G	AB	H	HR	RBI
.000	8	2	0	0	0	.000	8	2	0	0	0
.000	4	0	0	0	0	.000	4	0	0	0	0
.250	2	4	1	0	0	.143	6	7	1	0	0
.000	1	0	0	0	0	.000	3	0	0	0	0
.286	5	7	2	0	1	.286	5	7	2	0	1
.000	3	0	0	0	1	.000	3	0	0	0	1
.000	3	4	0	0	0	.000	3	4	0	0	0
1.000	2	2	2	0	1	1.000	3	2	2	0	1
.292	9	24	7	0	2	.292	9	24	7	0	2
.000	1	0	0	0	0	.000	1	0	0	0	0
.214	29	103	22	1	8	.252	80	278	70	4	4
.417	5	12	5	0	2	.417	5	12	5	0	2
.000	1	0	0	0	0	.000	1	0	0	0	0
.241	88	291	70	7	31	.256	296	986	252	34	34
.219	43	137	30	8	22	.219	47	137	30	8	22
.235	5	17	4	0	3	.240	65	225	54	10	10
.237	162	603	143	16	71						

ORIOLES 1989 CLUB BATTING

W-L	AVG.	AB	R	H	HR	R/GM
87-75	.252	5440	708	1369	129	4.4
47-34	.255	2654	347	676	61	4.3
40-41	.249	2786	361	693	68	4.5
6-7	.258	450	73	116	13	5.6
6-6	.253	392	55	99	13	4.6
6-6	.258	396	50	102	11	4.2
7-6	.215	418	35	90	5	2.7
10-3	.261	436	71	114	18	5.5
6-6	.217	424	44	92	7	3.7
7-6	.243	420	45	102	8	3.5
4-8	.246	399	45	98	7	3.8
8-5	.273	462	66	126	11	5.1
5-7	.223	381	38	85	6	3.2
6-6	.274	402	58	110	8	4.8
9-3	.275	411	63	113	11	5.3
7-6	.272	449	65	122	11	5.0
48-37	.261	2885	398	752	72	4.7
39-38	.241	2555	310	617	57	4.0
45-33	.254	2635	355	670	66	4.4

ORIOLES INDIVIDUAL BATTING, 1989 AND LIFETIME

1989						BRADY ANDERSON						LIFETIME					
Avg.	AB	H	HR	RBI		Avg.	AB	H	HR	RBI		Avg.	AB	H	HR	RBI	
.267	266	55	4	16		Total						.210	591	124	5	37	
.222	135	30	2	8		Bal.						.191	230	44	3	14	
.191	131	25	2	8		Road						.222	361	80	2	23	
.296	27	8	1	4		Bos.						.250	44	11	1	5	
.333	15	5	0	0		Cal.						.281	57	16	0	1	
.217	23	5	2	3		Chi.						.212	33	7	2	5	
.250	20	1	0	1		Cle.						.118	34	4	0	4	
.143	21	3	0	0		Det.						.250	60	15	0	2	
.205	39	8	0	2		K.C.						.197	76	15	0	3	
.222	9	2	0	0		Mil.						.220	41	9	1	5	
.207	29	6	0	1		Min.						.220	50	11	0	2	
.250	12	3	0	0		N.Y.						.179	28	5	0	0	
.158	19	3	0	0		Oak.						.212	52	11	0	4	
.250	24	6	1	3		Sea.						.185	54	10	1	4	
.176	17	3	0	2		Tex.						.152	33	5	0	2	
.182	11	2	0	0		Tor.						.172	29	5	0	0	
.190	100	19	1	5		vs. East						.208	236	49	2	17	
.217	166	36	3	11		West						.211	355	75	3	20	
.217	230	50	4	15		1st Half						.222	378	84	4	27	
.139	36	5	0	1		2nd Half						.188	213	40	1	10	
.129	70	9	1	2		vs. Left						.168	155	26	1	4	
.225	196	46	3	14		Right						.225	436	98	4	33	
.167	6	1	0	0		Pinch-Hitter						.077	13	1	0	0	
.000	2	0	0	0		Des. Hitter						.000	2	0	0	0	

1989						PHIL BRADLEY*						LIFETIME					
Avg.	AB	H	HR	RBI		Avg.	AB	H	HR	RBI		Avg.	AB	H	HR	RBI	
.277	545	151	11	55		Total #						.290	3273	950	74	345	
.286	255	73	3	25		Bal.						.283	329	93	5	32	
.269	290	78	8	30		Road						.298	2375	707	58	257	
.214	42	9	2	6		Bal.						.294	160	47	6	22	
.432	37	16	0	5		Bos.						.265	185	49	6	20	
.372	43	16	0	2		Cal.						.320	200	64	5	23	
.244	45	11	0	2		Chi.						.292	216	63	4	22	
.256	43	11	2	8		Cle.						.302	215	65	4	22	
.239	46	11	1	7		Det.						.249	189	47	7	25	
.462	39	18	0	4		K.C.						.282	248	70	5	28	
.180	50	9	1	5		Mil.						.348	181	63	4	15	
.152	46	7	0	1		Min.						.292	219	64	3	33	
.256	39	10	1	4		N.Y.						.276	214	59	4	14	
.250	36	9	0	2		Oak.						.298	205	61	5	19	
.250	36	9	1	5		Sea.						.250	36	9	0	2	
.349	43	15	3	4		Tex.						.310	226	70	5	30	
.275	258	71	7	25		Tor.						.329	210	69	5	14	
.279	287	80	4	30		vs. East						.318	1254	399	36	131	
.312	295	92	6	36		West						.277	1450	401	27	158	
.236	250	59	5	19		1st Half#						.277	1680	466	41	180	
.297	192	57	8	22		2nd Half#						.304	1593	484	33	165	
.266	353	94	3	33		vs. Left#						.284	992	282	34	106	
.000	4	0	0	0		Right#						.293	2281	668	40	239	
.250	4	1	0	0		Pinch-Hitter#						.000	12	0	0	0	
						Des. Hitter						.143	7	1	0	0	

1989					RENE GONZALES*					LIFETIME						
Avg.	AB	H	HR	RBI		Avg.	AB	H	HR	RBI		Avg.	AB	H	HR	RBI
.217	166	36	1	11	Total#	.218	519	113	4	1		.218	519	113	4	1
.213	75	16	0	5	Bal.	.234	235	55	2	2		.234	235	55	2	2
.220	91	20	1	6	Road	.282	226	48	2	2		.282	226	48	2	2
.200	20	4	0	1	Bos.	.217	46	10	0	0		.217	46	10	0	0
.235	17	4	0	0	Cal.	.283	46	13	0	0		.283	46	13	0	0
.429	7	3	0	0	Chi.	.261	23	6	1	1		.261	23	6	1	1
.250	8	2	0	1	Cle.	.286	14	4	0	0		.286	14	4	0	0
.250	20	5	1	2	Det.	.145	55	8	1	1		.145	55	8	1	1
.217	23	5	0	1	K.C.	.175	40	7	0	0		.175	40	7	0	0
.000	10	2	0	2	Mil.	.206	34	7	0	0		.206	34	7	0	0
.158	19	3	0	1	Min.	.190	21	4	0	0		.190	21	4	0	0
.176	17	3	0	1	N.Y.	.314	70	22	0	0		.314	70	22	0	0
.000	4	0	0	0	Oak.	.214	28	6	1	1		.214	28	6	1	1
.500	2	1	0	1	Sea.	.244	45	11	1	1		.244	45	11	1	1
.200	5	1	0	0	Tex.	.100	10	1	0	0		.100	10	1	0	0
.214	14	3	0	1	Tor.	.129	31	4	0	0		.129	31	4	0	0
.213	89	19	1	8	vs. East	.220	250	55	1	1		.220	250	55	1	1
.221	77	17	0	3	West	.225	213	48	3	3		.225	213	48	3	3
.250	92	23	1	8	1st Half	.236	267	63	4	4		.236	267	63	4	4
.176	74	13	0	3	2nd Half	.204	196	40	0	0		.204	196	40	0	0
.136	44	6	0	4	vs. Left	.261	165	43	1	1		.261	165	43	1	1
.146	122	30	1	7	Right	.201	298	60	3	3		.201	298	60	3	3

ORIOLES INDIVIDUAL BATTING (Cont.)

1989			TIM HULETT			LIFETIME		
H	HR	RBI		Avg.	AB	H	HR	
27	3	18	Total	242	1264	306	32	
13	2	7	Bal.	.382	76	29	4	
14	1	11	Road	.233	1188	277	28	
—	—	—	Bal.	.298	94	28	5	
—	—	—	Bos.	.230	74	17	1	
1	0	1	Cal.	.217	83	18	4	
7	1	3	Chi.	.143	7	1	0	
6	1	3	Cle.	.304	102	31	5	
—	—	—	Det.	.239	92	22	5	
3	0	1	K.C.	.288	104	30	2	
—	—	—	Mil.	.255	106	27	4	
6	1	8	Min.	.229	83	19	1	
—	—	—	N.Y.	.183	109	20	2	
—	—	—	Oak.	.208	101	21	0	
1	0	0	Sea.	.240	100	24	0	
3	0	2	Tex.	.223	103	23	2	
—	—	—	Tor.	.236	106	25	1	
25	3	17	vs. East	.249	683	170	23	
2	0	1	West	.234	581	136	9	
—	—	—	1st Half	.250	676	169	16	
27	3	18	2nd Half	.233	588	137	16	
10	1	7	vs. Left	.264	477	126	16	
17	2	11	Right	.229	787	180	16	
0	0	0	Pinch-Hitter	.222	9	2	1	
—	—	—	Des. Hitter	—	—	—	—	

1989			BOB MELVIN*			LIFETIME		
H	HR	RBI			Avg.	AB	H	HR
67	1	32	Total #		.225	1147	258	25
36	0	17	Bal.		.236	161	38	0
31	1	15	Road		.236	199	47	1
3	0	2	Bal.		.200	10	2	0
2	0	4	Bos.		.222	27	6	0
5	0	0	Cal.		.231	13	3	0
4	0	1	Chi.		.179	28	5	0
5	0	0	Cle.		.114	35	4	0
6	0	5	Det.		.278	18	5	0
7	0	5	K.C.		.231	26	6	0
6	0	5	Mil.		.212	33	7	0
9	0	2	Min.		.375	32	12	0
9	1	5	N.Y.		.308	39	12	1
3	0	4	Oak.		.263	19	5	0
3	0	0	Sea.		.316	19	6	0
5	0	2	Tex.		.188	32	6	0
6	0	2	Tor.		.207	29	6	0
34	1	17	vs. East		.220	191	42	1
33	0	15	West		.254	169	43	0
38	0	17	1st Half#		.232	647	150	15
29	1	15	2nd Half#		.216	500	108	10
46	1	20	vs. Left#		.264	579	153	14
21	0	12	Right#		.185	568	105	11
0	0	0	Pinch-Hitter#		.130	23	3	0
7	0	2	Des. Hitter		.292	24	7	0

ORIOLES INDIVIDUAL BATTING (Cont.)

1989 CRAIG WORTHINGTON LIFETIME									
H	HR	RBI	Total	Avg.	AB	H	HR	RBI	Total
123	15	70		.239	578	138	17		
67	12	42	Bal. Road	.251	287	72	12		
56	3	28		.227	291	66	5		
14	1	7	Bos.	.269	52	14	1		
3	0	0	Cal.	.097	31	3	0		
6	0	6	Chi.	.174	46	8	0		
6	0	2	Cle.	.162	37	6	0		
8	3	9	Det.	.267	45	12	3		
8	2	7	K.C.	.200	40	8	2		
7	1	3	Mil.	.163	43	7	1		
11	1	8	Min.	.255	47	12	2		
11	1	3	N.Y.	.309	55	17	2		
8	1	3	Oak.	.195	41	8	1		
16	2	8	Sea.	.372	43	16	2		
13	2	6	Tex.	.277	47	13	2		
12	1	8	Tor.	.275	51	14	1		
58	7	32	vs. East	.247	283	70	8		
65	8	38	West	.231	295	68	9		
65	5	40	1st Half	.233	292	68	6		
58	10	30	2nd Half	.245	286	70	11		
40	4	19	vs. Left	.246	187	46	4		
83	11	51	Right	.235	391	92	13		
—	—	—	Pinch-Hitter	—	—	—	—		
—	—	—	Des. Hitter	—	—	—	—		

EVEREAUX* LIFETIME STEVE FINLEY 1989/LIFETIME									
H	HR	RBI	Total	Avg.	AB	H	HR	RBI	Total
121	8	52		.249	217	54	2		
47	14	19	Bal. Road	.219	114	25	0		
57	4	27		.282	103	29	2		
9	0	1	Bos.	.000	1	0	0		
8	2	6	Cal.	.355	31	11	1		
9	1	4	Chi.	.263	19	5	0		
9	0	0	Cle.	.067	15	1	0		
3	0	2	Det.	.063	16	1	0		
7	0	5	K.C.	.250	8	2	0		
14	0	1	Mil.	.200	10	2	0		
12	2	9	Min.	.333	9	3	0		
8	0	1	N.Y.	.200	10	2	1		
2	0	1	Oak.	.290	31	9	0		
3	0	5	Sea.	.250	28	7	0		
13	2	7	Tex.	.346	26	9	0		
7	1	4	Tor.	.154	13	2	0		
50	1	9	vs. East	.123	65	8	1		
54	7	37	West	.303	152	46	1		
46	3	18	#1st Half	.210	124	26	2		
75	5	34	#2nd Half	.301	93	28	0		
64	3	21	vs. Left	.158	38	6	1		
57	5	31	Right	.268	179	48	1		
1	0	2	#Pinch-Hitter	.200	5	1	0		
2	0	1	Des. Hitter	.000	0	0	0		

FERSON* LIFETIME RANDY MILLIGAN* 1989/LIFETIME									
H	HR	RBI	Total	Avg.	AB	H	HR	RBI	Total
12	14	57		.259	448	116	15		
6	3	11	Bal. Road	.287	178	51	6		
8	1	10		.251	187	47	6		
3	1	2	Bos.	.321	28	9	1		
1	0	0	Cal.	.211	19	4	2		
2	0	0	Chi.	.281	32	9	1		
3	1	1	Cle.	.222	36	8	0		
1	0	2	Det.	.217	23	5	2		
1	0	3	K.C.	.304	23	7	2		
0	0	0	Mil.	.241	29	7	0		
0	0	4	Min.	.182	33	6	1		
—	—	—	N.Y.	.333	36	12	0		
—	—	—	Oak.	.227	22	5	0		
0	3	3	Sea.	.250	20	5	1		
1	6	6	Tex.	.294	34	10	1		
4	16	5	Tor.	.367	30	11	1		
0	5	—	vs. East	.286	182	52	4		
13	48	—	West	.251	183	46	8		
1	9	—	#1st Half	.258	240	62	9		
2	11	—	#2nd Half	.260	208	54	6		
—	—	—	vs. Left	.217	226	—	—		

ORIOLE PITCHING—LIFETIME W-L-S RECORDS VS. EACH OPPONENT

Pitcher	Bos. W-L-S	Cal. W-L-S	Chi. W-L-S	Cle. W-L-S	Det. W-L-S	K.C. W-L-S	Mil. W-L-S
Ballard	2-2	1-3	1-1	4-0	3-1	1-1	2-2
Bautista	2-2	1-1	1-1	0-2	0-1	0-3	1-1
Harnisch	1-2	0-0	0-1	0-1	0-1	0-1	1-1
Hickey	0-1-1	0-1-1	0-0-1	1-0-1	1-0-2	0-1	0-2-2
Milacki	0-2	0-2	1-2	1-1	4-1	1-0	2-1
Olson	0-0-1	1-0-2	0-0-2	0-0-3	0-1-2	2-1-1	0-0-3
Schilling	0-1	0-0	0-0	0-1	0-0	0-0	0-0
Tibbs	0-1	0-1	1-2	0-1	1-0	0-1	0-0
Williamson	1-2-2	6-2	2-1-3	4-2-1	0-2-2	2-2-2	1-1
Pitcher	Min. W-L-S	N.Y. W-L-S	Oak. W-L-S	Sea. W-L-S	Tex. W-L-S	Tor. W-L-S	Totals W-L-S
Ballard	1-3	2-3	3-2	4-4	1-2	3-4	28-28
Bautista	0-2	0-2	2-0	1-2	1-1	0-1	9-19
Harnisch	0-1	0-2	0-1	1-0	1-0	1-0	5-11
Hickey	0-1	1-2-1	2-0-2	0-1	0-0	1-0-3	7-11-16*
Milacki	1-1	3-0	0-1	1-0	1-0	1-1	16-12
Olson	1-0	0-0-3	0-1-2	1-0-3	1-0-3	0-0-2	6-3-27
Schilling	0-0	0-1	0-0	0-0	0-0	0-1	0-4
Tibbs	0-1	0-2	2-3	1-1	2-0	2-2	9-15
Williamson	1-1	0-2	1-2	2-1-1	3-2-1	0-2-2	23-22-14

* Includes 1-2-2 record vs. Orioles.

1989 INDIVIDUAL W-L-S RECORDS VS. EACH OPPONENT

Pitcher	Bos. W-L-S	Cal. W-L-S	Chi. W-L-S	Cle. W-L-S	Det. W-L-S	K.C. W-L-S	Mil. W-L-S
Ballard	1-0	1-1	1-1	3-0	2-0	1-0	1-1
Bautista	1-0	0-0	0-0	0-1	0-0	0-1	0-0
Harnisch	1-1	0-0	0-1	0-1	0-1	0-1	1-1
Hickey	0-1	0-0	0-0-1	0-0	1-0-1	0-0	0-1
Holton	1-1	1-0	1-0	0-1	0-0	0-0	1-0
Huisman	0-0	0-0	0-0	0-0-1	0-0	0-0	0-0
Johnson	1-1	0-0	0-1	0-1	0-0	0-1	1-1
McDonald	0-0	0-0	0-0	0-0	0-0	0-0	0-0
Milacki	0-2	0-2	1-2	1-1	3-1	1-0	2-1
Olson	0-0-1	1-0-2	0-0-2	0-0-3	0-0-2	2-1-1	0-0-3
Schilling	0-0	0-0	0-0	0-1	0-0	0-0	0-0
Schmidt	0-1	0-2	1-0	1-0	2-0	1-1	0-1
Smith, M.	0-0	1-0	0-0	0-0	1-0	0-0	0-0
Thurmond	0-0-1	0-1	1-0	0-0	0-1-1	0-0	0-0
Tibbs	0-0	0-0	1-0	0-0	1-0	0-0	0-0
Weston	0-0	0-0	0-0	0-0	0-0	0-0	0-0
Williamson	1-0-1	2-0	0-1-1	2-0	0-0-2	1-1-2	1-0
Totals	6-7-3	6-6-2	6-6-4	7-6-4	10-3-6	6-6-3	7-6-3
Pitcher	Min. W-L-S	N.Y. W-L-S	Oak. W-L-S	Sea. W-L-S	Tex. W-L-S	Tor. W-L-S	Totals W-L-S
Ballard	1-1	2-1	1-1	2-1	1-0	1-1	18-8
Bautista	0-1	0-0	2-0	0-1	0-0	0-0	3-4
Harnisch	0-1	0-1	0-1	1-0	1-0	1-0	5-9
Hickey	0-0	0-1	0-0	0-0	0-0	1-0	2-3-2
Holton	0-1	0-1	0-1	0-2	1-0	0-0	5-7
Huisman	0-0	0-0	0-0	0-0	0-0	0-0	0-0-1
Johnson	1-0	1-0	0-0	0-0	0-1	0-1	4-7
McDonald	0-0	0-0	0-0	0-0	0-0	1-0	1-0
Milacki	1-1	2-0	0-1	1-0	1-0	1-1	14-12
Olson	1-0	0-0-3	0-1-2	0-0-3	1-0-3	0-0-2	5-2-27
Schilling	0-0	0-0	0-0	0-0	0-0	0-0	0-1
Schmidt	0-1	2-1	1-1	0-2	1-2	1-1	10-13
Smith, M.	0-0	0-0	0-0	0-0	0-0	0-0	2-0
Thurmond	0-1	1-0	0-1	0-0-1	0-0	0-0-1	2-4-4
Tibbs	0-0	0-0	1-0	1-0	0-0	1-0	5-0
Weston	0-0	0-0	0-0-1	1-0	0-0	0-0	1-0-1
Williamson	0-1	0-0	0-0	0-0-1	3-0-1	0-2-1	10-5-9
Totals	4-8-0	8-5-3	5-7-3	6-6-5	9-3-4	7-6-4	87-75-44

ORIOLES 1989 CLUB PITCHING

Season	ERA	W-L	CG	SV	SHO	IP	H	R	ER	HR	BB	SO
Baltimore	3.87	47-34	9	19	3	744	789	338	320	65	242	369
Road	4.14	40-41	7	25	4	704.1	729	348	324	69	244	307
vs. Bos.	4.81	6-7	2	3	0	118	133	71	63	12	47	50
Cal.	4.92	6-6	2	2	0	106	137	62	58	17	34	60
Chi.	4.67	6-6	1	4	1	106	125	58	55	9	40	48
Cle.	3.18	7-6	1	4	0	116	107	45	41	14	27	61
Det.	3.38	10-3	1	6	1	117	91	47	44	10	39	68
K.C.	4.12	6-6	0	3	1	118	125	54	54	8	55	53
Mil.	3.24	7-6	2	3	2	114	109	44	41	6	37	45
Min.	4.62	4-8	3	0	1	103.1	113	59	53	9	26	32
N.Y.	2.95	8-5	2	3	0	116	121	39	38	9	33	46
Oak.	3.83	5-7	1	3	0	103.1	100	44	44	11	39	41
Sea.	4.58	6-6	0	5	0	106	125	62	54	11	38	53
Tex.	3.42	9-3	0	4	0	108	104	42	41	8	38	64
Tor.	4.17	7-6	1	4	1	116.2	128	50	50	10	22	55

RIOLAS PITCHING RECORDS, EACH PARK

Bal. W-L-S	Bos. W-L-S	Cal. W-L-S	Chi. W-L-S	Cle. W-L-S	Det. W-L-S	K.C. W-L-S
15 1-0	1-3	0-1	2-0	0-0	0-0	0-0
10 1-1	0-1	1-0	0-1	0-0	0-0	0-0
1 0-2	0-0	0-0	0-1	0-1	0-1	0-1
5-2 0-0-1	0-0-1	4-2-6	0-0	1-0-2	0-0	0-0
4 0-1	0-0	1-0	0-0	0-0	0-0	0-0
3 0-1	0-0	0-0	0-1	0-0	0-0	0-0
0 0-1	0-0	0-0	0-1	0-0	0-0	0-0
7 0-1	0-1	1-1	0-1	3-0	0-0	0-0
0-12 0-0-1	0-0-1	0-0-1	0-0-2	0-1-2	1-1	1-1
2 0-1	0-0	0-0	0-0	0-0	0-0	0-0
0 0-0	0-0	0-0	0-0	0-0	0-0	0-0
8 0-0	0-0	0-0	1-1	0-1	1-0	0-0
0-1 0-0	0-0	0-0	0-0	0-0	0-0	0-0
10-8 1-2	2-1	2-0-2	1-1	0-0-1	1-1	1-1
Ill. W-L-S	Min. W-L-S	N.Y. W-L-S	Oak. W-L-S	Sea. W-L-S	Tex. W-L-S	Tor. W-L-S
0 1-1	2-2	1-1	2-1	1-1	1-1	0-0
1 0-0	0-1	1-0	0-1	0-1	0-1	0-0
1 0-1	0-2	0-1	0-0	0-0	0-0	0-0
1-0 0-1-0	1-1-1	0-0-1	0-1-0	0-1-0	0-1-0	0-0
0 0-1	0-0	0-0	0-1	0-0	0-0	0-0
1 0-0	1-0	0-0	0-0	0-1	0-0	0-0
0 0-0	0-0	0-0	0-0	0-0	0-0	0-0
0 0-1	1-0	0-0	0-0	0-0	0-0	1-0
0-2 0-0	0-0-2	0-1-1	1-0-2	1-0	0-0	1-0
0 0-0	0-0	0-0	0-0	0-0	0-0	0-0
0 0-0	0-0	0-0	0-0	0-0	0-0	0-0
0 0-0	0-0	0-0	0-2	1-1	0-0	0-0
0 0-0	0-0	0-0	0-0	1-0	0-0	0-0
1 0-1	0-1	1-1	1-0-1	0-1-1	0-1-1	0-0

bition Stadium and 0-1 at SkyDome; Schilling is 0-1 at Exhibition Stadium
 Tibbs is 0-2 at Exhibition Stadium and 0-0 at SkyDome.

ADUAL PITCHING, '89 & LIFETIME

P	H	ER	HR	Total	ERA	W-L-SHO	G	IP	H	ER	HR
15.1	240	82	16	Total	4.27	28-28-2	74	438.1	507	208	48
10.0	122	39	5	Bal	4.17	16-15-1	40	233.1	273	108	21
35.1	118	43	11	Away	4.39	12-13-1	34	205.0	234	100	28
12.0	21	11	2	vs. Bos	7.31	2-2-0	7	32.0	52	26	4
12.1	22	11	1	Cal	6.00	1-3-0	5	27.0	38	18	3
12.2	16	6	1	Chi	6.14	1-1-0	3	14.2	23	10	3
21.2	17	5	3	Cle	2.20	4-0-0	4	28.2	24	7	4
14.1	10	2	0	Det	4.22	3-1-0	5	32.0	34	15	4
22.1	21	5	1	KC	3.77	1-1-0	5	31.0	32	13	4
12.0	13	4	0	Mil	2.08	2-2-2	4	26.0	23	8	2
16.0	17	4	1	Min	3.72	1-3-0	4	29.0	31	12	2
32.0	36	7	0	NY	3.61	2-3-0	9	57.1	68	23	2
15.0	13	4	1	Oak	2.45	3-2-0	5	36.2	27	10	8
4.1	19	11	3	Sea	5.75	4-4-0	11	51.2	70	33	8
1.0	11	3	1	Tex	6.32	1-2-0	4	15.2	24	11	2
9.2	24	9	2	Tor	3.81	3-4-0	8	56.2	61	24	1
18.2	114	36	6	1st Half	4.33	16-13-0	34	193.1	237	93	26
6.2	126	46	10	2nd Half	4.84	12-15-2	40	245.0	270	115	28

P	H	ER	HR	Total	ERA	W-L-SHO	G	IP	H	ER	HR
8.0	84	46	17	Total	4.61	9-19-0	48	249.2	255	128	38
8.2	51	29	10	Bal	4.80	6-10-0	24	135.0	137	72	23
9.1	33	17	7	Away	4.40	3-9-0	24	114.2	118	56	15
4.0	10	5	1	vs. Bos	4.26	2-2-0	5	31.2	30	15	2
2.0	13	8	4	Cal	4.40	1-1-0	5	30.2	31	15	2
4.2	7	2	1	Chi	3.21	1-1-0	3	14.0	15	5	2
7.0	6	4	2	Cle	9.75	0-2-0	3	12.0	19	13	2
—	—	—	—	Det	6.32	0-1-0	3	17.0	14	12	1
3.0	8	6	3	KC	5.65	0-3-0	7	28.2	37	18	3
—	—	—	—	Mil	1.37	1-1-0	4	19.2	15	3	1
1.0	7	5	2	Min	7.45	0-2-0	3	9.2	13	8	4
—	—	—	—	NY	6.75	0-2-0	2	12.0	13	9	3
1.0	10	3	1	Oak	1.80	2-0-0	3	20.0	12	4	1
1.0	7	4	1	Sea	3.20	1-2-0	3	19.2	15	7	2
1.1	6	2	1	Tex	2.70	1-1-0	3	16.2	17	5	1
1.0	10	7	1	Tor	7.00	0-1-0	4	18.0	24	14	3
1.2	75	42	16	1st Half	4.66	8-10-0	32	162.1	165	84	28
1.1	9	4	1	2nd Half	4.53	1-9-0	16	87.1	90	44	10

1989							PETE HARNISCH		LIFETIME						
ERA	W-L-SHO	G	IP	H	ER	HR		ERA	W-L-SHO	G	IP	H	ER	HR	
4.62	5-9-0	18	103.1	97	53	10	Total	4.72	5-11-0	20	116.1	110	61	11	
3.41	3-1-0	6	34.1	29	13	2	Bal	3.41	3-1-0	6	34.1	29	13	2	
5.27	2-8-0	12	69.0	68	40	8	Away	5.27	2-10-0	14	82.0	81	48	9	
3.52	1-1-0	2	15.1	11	6	1	vs. Bos	4.26	1-2-0	3	22.1	17	11	2	
0.00	0-0-0	1	0.1	0	0	0	Cal	0.00	0-0-0	1	0.1	0	0	0	
6.00	0-1-0	2	6.0	7	4	0	Chi	6.00	0-1-0	2	6.0	7	4	0	
3.24	0-1-0	1	8.1	9	3	1	Cle	3.24	0-1-0	1	8.1	9	3	1	
5.68	0-1-0	1	6.1	8	4	1	Det	5.68	0-1-0	1	6.1	8	4	1	
3.52	0-1-0	1	7.2	7	3	0	KC	3.52	0-1-0	1	7.2	7	3	0	
8.64	1-1-0	2	8.1	7	8	3	Mil	8.64	1-1-0	2	8.1	7	8	3	
11.12	0-1-0	1	5.2	7	7	0	Min	11.12	0-1-0	1	5.2	7	7	0	
3.86	0-1-0	1	7.0	6	3	0	NY	4.15	0-2-0	2	13.0	13	6	0	
3.80	0-1-0	2	10.0	10	4	2	Oak	3.60	0-1-0	2	10.0	10	4	2	
4.32	1-0-0	1	8.1	8	4	1	Sea	4.32	1-0-0	1	8.1	8	4	1	
3.29	1-0-0	2	13.2	10	5	1	Tex	3.29	1-0-0	2	13.2	10	5	1	
2.84	1-0-0	1	6.1	7	2	0	Tor	2.84	1-0-0	1	6.1	7	2	0	
6.23	0-2-0	3	13.0	13	9	3	1st Half	6.23	0-2-0	3	13.0	13	9	3	
4.53	5-9-0	17	103.1	97	52	8	2nd Half	4.53	5-9-0	17	103.1	97	52	8	

1989							KEVIN HICKEY							LIFETIME						
ERA	W-L-SV	G	IP	H	ER	HR	Total	ERA	W-L-SV	G	IP	H	ER	HR						
3.32	2-3-2	51	49.1	38	16	3		3.37	7-11-16	175	192.1	172	72	15						
3.28	1-3-1	25	24.2	22	9	2	Bal	3.82	1-4-2	30	30.2	27	13	4						
2.35	1-0-1	26	24.2	16	7	1	Away	3.28	6-7-14	145	161.2	145	59	11						
vs. Bal							3.86	1-2-2	9	14.0	12	6	3							
4.30	0-1-0	6	6.0	4	3	0	Bos	4.02	0-1-1	18	15.2	14	7	1						
6.00	0-0-0	4	4.0	5	0	0	Cal	1.74	0-1-1	15	10.1	9	2	0						
6.00	0-0-1	3	4.0	0	0	0	Chi	0.00	0-0-1	3	4.0	0	0	0						
—	0-0-0	1	0.0	0	0	0	Cle	1.69	1-0-1	12	16.0	13	3	0						
2.57	1-0-1	6	7.0	4	2	1	Det	1.76	1-0-2	12	15.1	8	3	1						
1.80	0-0-0	6	5.0	0	1	0	KC	5.14	0-1-0	13	14.0	15	8	1						
1.93	0-1-0	4	4.2	3	1	0	Mil	1.85	0-2-2	17	24.1	18	5	2						
0.00	0-0-0	2	2.0	1	0	0	Min	3.86	0-1-0	11	9.1	11	4	0						
5.40	0-1-0	5	3.1	3	2	0	NY	3.50	1-2-1	18	18.0	17	7	1						
0.00	0-0-0	1	2.0	1	0	0	Oak	2.93	2-0-2	12	15.1	7	5	1						
6.00	0-0-0	6	6.0	11	4	2	Sea	9.00	0-1-0	11	10.0	22	10	3						
2.70	0-0-0	4	3.1	2	1	0	Tex	2.03	0-0-0	12	13.1	9	3	0						
9.00	1-0-0	3	2.0	4	2	0	Tor	6.40	1-0-3	12	12.2	17	9	2						

1989							BOB MILACKI		LIFETIME					
ERA	W-L-SHO	G	IP	H	ER	HR	Total	ERA	W-L-SHO	G	IP	H	ER	HR
3.74	14-12-2	37	243.0	233	101	21		3.46	16-12-3	40	268.0	242	103	22
3.53	7-7-1	18	130.0	120	51	9	Bal	3.24	8-7-2	20	147.0	128	53	10
3.98	7-5-1	19	113.0	113	50	12	Away	3.72	8-5-1	20	121.0	114	50	12
11.57	0-2-0	2	7.0	12	9	2	vs. Bos	11.57	0-2-0	2	7.0	12	9	2
3.00	0-2-0	3	18.0	21	6	3	Cal	3.00	0-2-0	3	18.0	21	6	3
6.87	1-2-0	3	18.1	23	14	1	Chi	6.87	1-2-0	3	18.1	23	14	1
1.46	1-1-0	3	24.2	17	4	2	Cle	1.46	1-1-0	3	24.2	17	4	2
2.23	4-1-1	6	44.1	21	11	4	Det	2.23	4-1-1	6	44.1	21	11	4
2.70	1-0-0	3	23.1	25	7	1	KC	2.70	1-0-0	3	23.1	25	7	1
2.91	2-1-0	4	21.2	24	7	0	Mil	2.91	2-1-0	4	21.2	24	7	0
3.92	1-1-1	3	20.2	18	9	2	Min	3.92	1-1-1	3	20.2	18	9	2
2.96	2-0-0	3	24.1	22	8	2	NY	2.16	3-0-1	4	33.1	25	8	2
3.00	0-1-0	2	15.0	16	5	1	Oak	3.00	0-1-0	2	15.0	16	5	1
9.							Sea	9.72	1-0-0	2	8.1	13	9	9
9.72	1-0-0	2	8.1	13	9	1	Tex	2.30	1-0-0	2	15.2	11	4	0
2.30	1-0-0	2	15.2	11	4	2	Tor	5.09	1-1-0	3	17.2	16	10	9
5.09	1-1-0	3	17.2	16	10	1								
4.39	5-8-1	19	119.0	123	58	9	1st Half	4.39	5-8-1	19	119.0	123	58	9
2.72	11-4-2	21	149.0	119	45	12	2nd Half	2.72	11-4-2	21	149.0	119	45	12

1989					CURT SCHILLING			LIFETIME				
G	IP	H	ER	HR		ERA	W-L-SHO	G	IP	H	ER	HR
5	8.2	10	6	2	Total	8.49	0-4-0	9	23.1	32	18	30
3	5.2	9	6	2	Bal	7.56	0-2-0	5	16.2	22	14	20
2	3.0	1	0	0	Away	10.80	0-2-0	4	6.2	10	3	10
—	—	—	—	—	vs. Bos	6.23	0-1-0	2	8.2	11	6	14
—	—	—	—	—	Cal	—	—	—	—	—	—	—
1	2.1	1	2	1	Chi	7.73	0-0-0	1	2.1	1	1	1
1	2.1	6	4	1	Cle	15.43	0-1-0	1	2.1	6	4	1
—	—	—	—	—	Det	—	—	—	—	—	—	—
1	1.0	2	0	0	KC	0.00	0-0-0	1	1.0	2	0	0
—	—	—	—	—	Mil	—	—	—	—	—	—	—
—	—	—	—	—	Min	—	—	—	—	—	—	—
—	—	—	—	—	NY	11.25	0-1-0	1	4.0	7	3	7
—	—	—	—	—	Oak	—	—	—	—	—	—	—
—	—	—	—	—	Sea	—	—	—	—	—	—	—
1	2.0	1	0	0	Tex	0.00	0-0-0	1	2.0	1	0	0
1	1.0	0	0	0	Tor	15.00	0-1-0	2	3.0	4	1	4
					1st Half	—	—					
5	8.2	10	6	2	2nd Half	8.49	0-4-0	9	23.1	32	18	30

1989					JAY TIBBS					LIFETIME*				
G	IP	H	ER	HR						G	IP	H	ER	HR
10	54.1	62	17	2	Total #	4.15	36.47	5	143	805.0	825			
7	35.1	42	14	2	Bal	4.33	6-8-0		25	139.1	155	61		
3	19.0	20	3	0	Away	5.50	3-7-0		15	73.2	91	45		
—	—	—	—	—	vs. Bos	3.21	0-1-0		2	14.0	12	5		
—	—	—	—	—	Cal	5.12	0-1-0		3	19.1	18	11		
2	9.0	10	1	0	Chi	3.67	1-2-0		5	27.0	24	10		
—	—	—	—	—	Cle	14.73	0-1-0		1	3.2	10	8		
2	8.0	9	4	0	Det	3.79	1-0-0		5	19.0	20	8		
—	—	—	—	—	KC	5.91	0-1-0		2	10.2	13	5		
1	6.1	6	1	0	Mil	2.16	0-0-0		2	8.1	7	2		
—	—	—	—	—	Mil	13.50	0-1-0		1	4.2	9	7		
1	7.0	6	1	0	NY	6.00	0-2-0		4	15.0	14	10		
2	11.0	12	2	0	Oak	4.75	2-3-0		5	30.1	37	16		
1	4.0	6	2	0	Sea	3.18	1-1-0		3	17.0	18	8		
1	9.0	13	6	2	Tex	2.41	2-0-0		3	18.2	20	9		
—	—	—	—	—	Tor	5.68	2-2-0		4	25.1	34	16		
10	54.1	62	17	2	1st Half#	4.40	21-26-2		80	435.1	462	201		
—	—	—	—	—	2nd Half#	3.80	15-21-3		63	369.2	363	201		

only, except as indicated

1989		MARK WILLIAMSON					LIFETIME				
G	IP	H	ER	HR		ERA	WL-SV	G	IP	H	
65	107	105	35	4	Total	3.99	23-22-14	163	350.0	352	
35	58.2	53	17	1	Bal	3.47	14-11-8	86	184.1	172	
30	48.2	52	18	3	Away	4.56	9-11-6	77	165.2	180	
6	7.1	10	3	0	vs. Bos	8.42	1-2-2	16	31.0	51	
5	7.2	13	4	1	Cal	3.55	6-2-0	14	25.1	30	
5	9.0	9	3	1	Chi	1.75	2-1-3	10	25.2	14	
4	5.2	4	0	0	Cle	4.74	4-2-1	13	24.2	23	
4	10.1	5	5	1	Det	4.17	0-2-2	13	36.2	29	
7	14.0	12	5	0	KC	3.66	2-2-2	13	32.0	36	
6	12.2	7	0	0	Mil	2.18	1-1-0	11	20.2	20	
2	1.1	3	1	0	Min	1.26	1-1-0	9	14.1	9	
5	5.0	9	2	0	NY	2.83	0-2-0	12	28.2	34	
6	8.0	15	8	1	Oak	7.45	1-2-0	13	29.0	41	
4	5.2	2	0	0	Sea	1.93	2-1-1	14	32.1	21	
6	13.1	7	0	0	Tex	3.76	3-2-1	11	26.1	23	
5	7.1	9	4	0	Tor	3.86	0-2-2	14	23.1	21	
36	64.0	55	20	3	1st Half	4.35	9-13-11	89	215.0	217	
29	43.1	50	15	1	2nd Half	3.40	14-9-13	74	135.0	155	

C BELL ETIME					BEN McDONALD 1989/LIFETIME					
G	IP	H	ER	HR		ERA	W-L-SHO	G	IP	H
#1	194.0	201	116	37	Total	8.59	1-0-0-0	6	7.1	8
16	76.0	86	52	21	Bal	13.50	0-0-0-0	3	4.0	6
25	118.0	115	64	16	Away	2.70	1-0-0-0	3	3.1	2
4	14.0	13	10	2	vs. Bos	---	---	---	---	---
4	19.0	19	12	3	Cal	---	---	---	---	---
1	6.2	5	2	0	Chi	27.00	0-0-0-0	1	0.2	3
3	20.2	20	8	4	Cle	3.38	0-0-0-0	1	2.2	1
5	12.2	21	16	7	Det	---	---	---	---	---
3	20.0	15	4	1	KC	40.50	0-0-0-0	1	0.2	2
4	20.2	23	13	4	Mil	0.00	0-0-0-0	1	1.0	0
3	22.2	15	9	2	Nat	---	---	---	---	---
6	24.1	23	10	3	NY	---	---	---	---	---
3	14.2	21	14	1	Oak	---	---	---	---	---
1	5.1	6	4	2	Sea	---	---	---	---	---
2	9.1	12	7	2	Tex	6.77	0-0-0-0	3	---	---

BRIAN HOLTON LIFETIME*										DAVE JOHNSON LIFETIME*									
ERA	WL-SH	G	IP	H	ER	HR				ERA	WL-SH	G	IP	H	ER	HR			
4.45	18 16	3	152	312.2	333	120	24	#Total#		4.61	4 - 7	0	19	95.2	103	49	12		
										Back									
3.53	3 4	0	20	66.1	84	26	8		3.79	3 - 3	0	6	54.2	57	23	5			
4.08	2 3	0	19	50.0	56	26	3		4.93	1 - 4	0	6	34.2	33	19	6			
										Cal									
3.09	1 - 1	0	5	11.2	15	4	1	vs. Bos	3.45	1 - 1	0	2	15.2	14	6	1			
4.36	1 0	0	3	12.1	16	6	1		---	---	---	---	---	---	---	---			
4.30	1 0	0	3	7.0	7	2	1	Chi	2.00	0 1 - 0	1	9.0	10	2	0				
4.30	0 1 - 0	3	8.0	10	3	1	1	Cle	5.91	0 1 - 0	2	10.2	15	7	1				
4.38	0 0	0	3	11.0	11	5	0	DET	---	---	---	---	---	---	---	---			
4.00	0 0	0	3	5.2	9	4	0	KC	7.20	0 1 - 0	1	5.0	8	4	0				
8.35	0 0	0	2	10.2	8	1	0	Mill	3.95	1 - 1 - 0	2	13.2	9	6	2				
6.84	1 0	0	2	13.0	16	8	2	Min	1.00	1 0 - 0	1	9.0	8	1	0				
5.54	0 1	0	2	5.0	7	2	1	NY	6.30	1 0 - 0	2	10.0	11	7	3				
3.60	0 1	0	2	6.1	9	5	1	Oak	---	---	---	---	---	---	---	---			
7.11	0 1	0	4	12.1	15	9	2	Sea	---	---	---	---	---	---	---	---			
8.57	0 2	0	1	7.1	8	1	0	Tex	2.84	0 1 - 0	1	6.1	6	2	1				
1.25	0 0	0	2	8.0	9	2	1	Tor	6.30	0 1 - 0	2	10.0	9	7	3				
										Bos									
2.90	8 8	3	75	171.1	165	57	10	#1st Half#	6.95	0 0 - 0	5	6.1	13	7	1				
4.36	10 8	7	77	141.1	168	63	14	#2nd Half#	4.23	4 - 7	0	14	89.1	90	42	11			

*American League only, except as indicated

MIKE SMITH 1989/LIFETIME								MICKEY WESTON 1989/LIFETIME							
ERA	W-L-SV	G	IP	H	ER	HR	Total	ERA	W-L-SV	G	IP	H	ER	HR	
7.65	2-0-0	13	20.0	25	17	3		5.54	1-0-1	7	13.0	18	8	1	
9.75	2-0-0	7	12.0	18	13	2	Bal	1.29	0-0-1	3	7.0	6	1	1	
4.50	0-0-0	6	8.0	7	4	1	Away	10.50	1-0-0	4	6.0	12	7	0	
0.00	0-0-1	1	0.1	1	0	0	vs. Bos	13.50	0-0-0	1	0.2	2	1	0	
12.27	1-0-0	3	3.2	6	5	2	Cal	23.14	0-0-0	2	2.1	10	6	1	
---	---	---	---	---	---	---	Chi	0.00	0-0-1	1	2.0	2	0	0	
---	---	---	---	---	---	---	Det	---	---	---	---	---	---	---	
13.50	1-0-0	2	5.1	9	8	0	KC	---	---	---	---	---	---	---	
18.00	0-0-1	1	2.0	3	4	1	Mil	---	---	---	---	---	---	---	
0.00	0-0-1	1	1.1	2	0	0	Min	---	---	---	---	---	---	---	
0.00	0-0-0	1	1.1	0	0	0	NY	---	---	---	---	---	---	---	
---	---	---	---	---	---	---	Oak	0.00	0-0-1	1	3.0	1	0	1	
0.00	0-0-1	1	1.1	0	0	0	Sea	2.25	1-0-0	1	4.0	2	1	1	
0.00	0-0-0	2	3.0	3	0	0	Tex	0.00	0-0-0	1	1.0	1	0	0	
---	---	---	---	---	---	---	Tor	---	---	---	---	---	---	---	
0.00	0-0-0	1	1.2	1	0	0									

5.1	13	6
-----	----	---

1989: Shortstop **Cal Ripken** and catcher **Mickey Tettleton** were the Orioles' representatives at the 60th all-star game at Anaheim. **Ripken** received 1,172,506 votes, nearly 500,000 more than the A.L.'s next shortstop candidate—**Walt Weiss** of Oakland. **Ripken** went 1-for-3 with a 5th inning single off Montreal's **Tim Burke** and **Tettleton** struck out in his only all-star at bat. The A.L. won, 5-3, scoring all 5 runs in the first 3 innings.

All-Star Starts: **Ripken** started his 6th straight All-Star game, most consecutive ever by an Oriole (in all but one—'88—he was elected by the fans). Only one other shortstop in major league history has made more consecutive starts: **Ozzie Smith**, who has started the last seven. **Cal** is the only A.L. player to start the last 6 All-Star games. **Cal Smith** and **Joe Cronin** are the only three shortstops to start in an all-star game six straight years.

Game Six straight years. **Elected Starts: Brooks Robinson** holds the club record with 10 elected starts, including five in a row ('64-'68) when the voting was done by major league players. Since 1970, when the balloting was returned to the fans, both **Brooks** ('71-'74) and **Cal** ('84-'87) have had runs of four consecutive starts, and **Cal** tops the club with five in that period.

Seventeen Orioles have been elected to start in the 20 years of fan voting. In addition to **Cal** and **Brooks**, Orioles who have been elected to starting berths are **Boog Powell** ('70-'71), **Frank Robinson** ('70-'71), **Bobby Grich** ('76), **Ken Singleton** ('81), **Eddie Murray** ('85) and **Terry Kennedy** ('87).

Selection of the starting team was returned to the fans in '70 under the sponsorship of the Gillette Company, in cooperation with Major League Baseball. Following the ballot box "stuffing" incident in Cincinnati in '57, responsibility was entrusted to major league players

'89/LIFETIME

ALL-STAR GAME SELECTEES

1966

Steve Barber (DNP)
Andy Etchebarren (DNP)
Brooks Robinson (ST)
Frank Robinson (ST)

1967

Andy Etchebarren (DNP)
Brooks Robinson (ST)
Frank Robinson (DNP)

1968

Dave Johnson
Boog Powell
Brooks Robinson (ST)

1969

Paul Blair
Dave Johnson*
Dave McNally
Boog Powell (ST)
Brooks Robinson
Frank Robinson (ST)

1970

Mike Cuellar (DNP)
Dave Johnson (ST)†
Dave McNally (DNP)
Jim Palmer (ST)†
Boog Powell (ST)
Brooks Robinson
Frank Robinson (ST)

1971

Don Buford
Mike Cuellar
Jim Palmer
Boog Powell*
Brooks Robinson (ST)
Frank Robinson (ST)

1972

Pat Dobson (DNP)
Bobby Grich (ST)†
Dave McNally
Jim Palmer (ST)†
Brooks Robinson (ST)

1973

Paul Blair
Brooks Robinson (ST)

1974

Mike Cuellar (DNP)
Bobby Grich
Brooks Robinson (ST)

1975

Jim Palmer (DNP)
Mark Belanger
Bobby Grich (ST)

1976

Mark Belanger
Bobby Grich (ST)

1977

Jim Palmer (ST)†
Ken Singleton

1978

Jim Palmer (ST)†
Mike Flanagan (DNP)
Eddie Murray (DNP)

1979

Ken Singleton
Don Stanhouse (DNP)

1980

Al Bumbry
Steve Stone (ST)†

1981

Scott McGregor (DNP)
Eddie Murray
Ken Singleton (ST)

1982

Eddie Murray

1983

Tippy Martinez (DNP)
Eddie Murray

1984

Cal Ripken (ST)
Eddie Murray
Mike Boddicker (DNP)

1985

Eddie Murray (ST)
Cal Ripken (ST)

1986

Don Aase
Eddie Murray (DNP)
Cal Ripken (ST)

1987

Cal Ripken (ST)
Terry Kennedy (ST)

1988

Cal Ripken (ST)†

1989

Cal Ripken (ST)
Mickey Tettleton

ORIOLES ALL-STAR HOME RUNS

PLAYER	DATE	SITE	PITCHER	INNING	MEN ON
Brooks Robinson	July 11, '67	Anaheim	Ferguson Jenkins	6th	None
Frank Robinson	July 13, '71	Detroit	Dock Ellis	3rd	One
Ken Singleton	August 9, '81	Cleveland	Tom Seaver	2nd	None

ORIOLES CHAMPIONSHIP SERIES SUMMARY

Game No.	Date	Site	Line Score	Attendance
1969	10/4 (Sat.)	BAL.	Min. 3-4-2 (12) Bal. 4-10-1 J. Perry, Perranoski (9) (L) Cuellar, Richert (9), Watt (10), Lopez (12). D. Hall (12) (W) HR: F. Robinson, Belanger, Powell, Oliva GWRBI: Blair	39,324
2	10/5 (Sun.)	BAL.	Min. 0-3-1 Bal. 1-8-0 (11) Boswell (L), Perranoski (11) McNally (W) GWRBI: Motton	41,704
3	10/6 (Mon.)	MIN.	Min. 11-18-0 Bal. 2-10-2 Palmer (W) R. Miller (L), Woodson (2), T. Hall (4), Worthington (5), Grzenda (6), Chance (7), Perranoski (9) HR: Blair GWRBI: Hendricks	32,735 (113,763)
1970	10/3 (Sat.)	MIN.	Min. 10-13-0 Bal. 6-11-2 Cuellar, D. Hall (5) (W) J. Perry (L), Zepp (4), Woodson (5), Williams (6), Perranoski (9) HR: Cuellar (3 on, J. Perry), Buford, Powell, Killebrew GWRBI: B. Robinson	26,847
2	10/4 (Sun.)	MIN.	Min. 11-13-0 Bal. 3-6-2 McNally (W) T. Hall (L), Zepp (4), Williams (5), Perranoski (8), Tiant (9) HR: F. Robinson, Killebrew, Oliva, D. Johnson GWRBI: Powell	27,490
3	10/5 (Mon.)	BAL.	Min. 1-7-2 Bal. 6-10-0 Kaat (L), Blyleven (3), T. Hall (5), J. Perry (7) Palmer (W) HR: D. Johnson GWRBI: Powell	27,608 (81,945)
1971	10/3 (Sun.)	BAL.	Oak. 3-9-0 Bal. 5-7-1 Blue (L), Fingers (8) McNally (W) , Watt (8) (S) HR: None GWRBI: Blair	42,621
2	10/4 (Mon.)	BAL.	Oak. 1-6-0 Bal. 5-7-0 Hunter (L) Cuellar (W) HR: B. Robinson, Powell-2, Hendricks GWRBI: B. Robinson	35,003
3	10/5 (Tue.)	OAK.	Bal. 5-12-0 Oak. 3-7-0 Palmer (W) Segui (L), Fingers (5), Knowles (7), Locker (7), Grant (8) HR: Jackson-2, Bando GWRBI: B. Robinson	33,176 (110,800)
1973	10/6 (Sat.)	BAL.	Oak. 0-5-1 Bal. 6-12-0 Blue (L), Pina (1), Odum (3) Fingers (8) Palmer (W) HR: None GWRBI: T. Davis	41,279
2	10/7 (Sun.)	BAL.	Oak. 6-9-0 Bal. 3-8-0 Hunter (W) , Fingers (8) (S) McNally (L), Reynolds (8), G. Jackson (9) HR: Campaneris, Rudi, Bando-2 GWRBI: Rudi	48,425 34,367
3	10/9 (Tue.)	OAK.	Bal. 1-3-0 (11) Oak. 2-4-3 Cuellar (L) Holtzman (W) HR: Williams, Campaneris GWRBI: Campaneris	27,497
4	10/10 (Wed.)	OAK.	Bal. 5-8-0 Oak. 4-7-0 Palmer, Reynolds (2), Watt (7) G. Jackson (7) (W) Blue, Fingers (7) (L) HR: Etchebarren, Grich GWRBI: Grich	24,265
5	10/11 (Thu.)	OAK.	Bal. 0-5-2 Oak. 3-7-0 Alexander (L), Palmer (4) Hunter (W) HR: None GWRBI: Rudi	(175,833)
1974	10/5 (Sat.)	OAK.	Bal. 6-10-0 Oak. 3-9-0 Cuellar (W), Grimsley (9) Hunter (L), Odum (5), Fingers (9) HR: Blair, B. Robinson, Grich GWRBI: T. Davis	41,609
2	10/6 (Sun.)	OAK.	Bal. 0-5-2 Oak. 5-8-0 McNally (L), Garland (6) Reynolds (7), G. Jackson (8) Holtzman (W) HR: Bando, Fosse GWRBI: Bando	42,810 32,060
3	10/8 (Tue.)	BAL.	Bal. 1-4-2 Oak. 0-2-1 Blue (W) Palmer (L) HR: Bando GWRBI: Bando	

JEWELS

nds, '61'; Hank Bauer, '67; Earl Weaver, '70, '71, '72, '73, '74, '75, '76, '77, '78, '79, '80, '81, '82, '83, '84.

end due to injury 1—Selected for 1st game only
2—Selected for 2nd game only

l, who left Yankees after they won pennant in '60

The A.L. has won only 8 of the last 36 all-star games, but it's been Oriole relievers who have saved the day. **O'Dell** ('58-'59), **Milt Pappas** ('62) and **Don**

Ps: Three Orioles have won MVP honors in the A.L.: **O'Dell** ('58), **Brooks Robinson** ('66) and

Orioles' left-hander who also pitched for the Yankees, hurled the last 3 innings of the only all-star game in Baltimore and retired all 9 batters he faced to thus giving the A.L. a 4-3 win.

Arch Ward Memorial Trophy on the strength of his performance (including a triple) and an 8-for-8 performance

ORIOLES CHAMPIONSHIP SERIES SUMMARY (Cont.)

ite	Site	Line Score	Attendance
3 d.)	BAL. Cal. 3-7-1 Bal. 6-6-0 (10) HR: Ford, Lowenstein	Ryan, Montague (8) (L) Palmer, Stanhouse (10) (W) GWRBI: Lowenstein	52,797
1 d.)	BAL. Cal. 8-10-1 Bal. 9-11-1 HR: Ford, Murray	Frost (L), Clear (2), Aase (8) Flanagan (W) , Stanhouse (8) GWRBI: Kelly	52,188
1 d.)	CAL. Bal. 3-8-3 Cal. 4-9-0 HR: Baylor	D. Martinez, Stanhouse (9) (L) Tanana, Aase (6) (W) GWRBI: Harlow	42,188
1 d.)	CAL. Bal. 8-12-1 Cal. 0-6-0 HR: Kelly	McGregor (W) Kriapp (L), Laroche (3), Frost (4), Montague (7), Barlow (9) GWRBI: Singleton	43,188 (191,288)
1 d.)	BAL. Chi. 2-7-0 Bal. 1-5-1 HR: None	Hoyt (W) McGregor (L), Stewart (7), T. Martinez (7) GWRBI: Paciorek	51,288
1 d.)	BAL. Chi. 0-5-2 Bal. 4-6-0 HR: Roenicke	F. Bannister (L), Barojas (7) Lamp (8) Boddicker (W) GWRBI: None	52,347
1 d.)	CHI. Bal. 11-8-1 Chi. 1-6-1 HR: Murray	Flanagan (W) , Stewart (6) (S) Dotson (L), Tidrow (6), Koosman (9), Lamp (9) GWRBI: Murray	46,633
1 d.)	CHI. Bal. 3-9-0 Chi. 0-10-0 (10) HR: Landrum	Davis, T. Martinez (7) (W) Burns (L), Barojas (10), Agosto (10), Lamp (10) GWRBI: Landrum	45,477 (195,748) (1,013,887)

ORIOLES WORLD SERIES SUMMARY

L.A.	BAL. 5-9-0 L.A. 2-3-0 HR: F. Robinson, B. Robinson, LeFebvre GWRBI: F. Robinson	McNally, Drabowsky (3) (W) Drysdale (L), Moeller (3), R. Miller (5), Perranoski (8)	55,940
L.A.	BAL. 6-8-0 L.A. 0-4-6 HR: None	Palmer (W) Koufax (L), Perranoski (7), Regan (8), Brewer (9) GWRBI: None	55,947
BAL.	L.A. 0-6-0 Bal. 1-3-0 HR: Blair	Osteen (L), Regan (8) Bunker (W) GWRBI: Blair	54,440
BAL.	L.A. 0-4-0 Bal. 1-4-0 HR: F. Robinson	Drysdale (L) McNally (W) GWRBI: F. Robinson	54,458 (220,777)
BAL.	N.Y. 1-6-1 Bal. 4-6-0 HR: Buford	Seaver (L), Caldwell (6), Taylor (7) Cuellar (W) GWRBI: Buford	50,433
BAL.	N.Y. 2-6-0 Bal. 1-2-0 HR: Clendenon	Koosman (W) , Taylor (9) (S) McNally (L) GWRBI: Weis	50,853
N.Y.	BAL. 0-4-1 N.Y. 5-6-0 HR: Agee, Kranepool	Palmer (L), Leonhard (7) Gentry (W) , Ryan (7) (S) GWRBI: Agee	56,335
N.Y.	BAL. 1-6-1 N.Y. 2-10-1 HR: Clendenon	Cuellar, Watt (8), Hall (10) (L), Richert (10) Seaver (W) GWRBI: None	57,367
N.Y.	BAL. 3-5-2 N.Y. 5-7-0 HR: McNally, F. Robinson, Clendenon, Weis GWRBI: Swoboda	McNally, Watt (8) (L) Koosman (W) GWRBI: Hendricks	57,367 (272,373)
CIN.	BAL. 4-7-2 Cin. 3-5-0 HR: L. May, Powell, Hendricks, B. Robinson GWRBI: B. Robinson	Palmer (W) , Richert (9) (S) Nolan (L), Carroll (7) GWRBI: B. Robinson	51,531
CIN.	BAL. 6-10-2 Cin. 5-7-0 HR: Tolan, Powell, Bench	Cuellar, Phoebe (3) (W) , Drabowsky (5), Lopez (7), D. Hall (7) (S) McGlothlin, Wilcox (5) (L), Carroll (5), Gullett (8) GWRBI: Hendricks	51,531
BAL.	Cin. 3-9-0	Cloninger (L), Granger (6),	51,777

Game No.	Date	Site	Line Score	Attendance
4	10/14 (Wed.)	BAL. Cin. 6-8-3 Bal. 5-8-0 HR: B. Robinson, Rose, L. May	Nolan, Gullett (3), Carroll (6) (W) Palmer, Watt (8) (L), Drabowsky (9) GWRBI: L. May	53,007
5	10/15 (Thu.)	BAL. Cin. 3-6-0 Bal. 9-15-0 HR: F. Robinson, Rettenmund	Merritt (L), Granger (2), Wilcox (3) Cloninger (5), Washburn (7), Carroll (8) Cuellar (W) GWRBI: Blair	45,341 (253,183)
1971 1	10/9 (Sat.)	BAL. Pit. 3-3-0 Bal. 5-10-3 HR: F. Robinson, Rettenmund, Buford GWRBI: Rettenmund	Ellis (L), Moose (3), R. Miller (7) McNally (W) GWRBI: Rettenmund	53,229
2	10/11 (Mon.)	BAL. Pit. 3-8-1 Bal. 11-14-1 HR: Hebner	B. Johnson (L), Kison (4) Moose (4), Veale (5), R. Miller (6), Giusti (8) Palmer (W) , R. Hall (9) (S) GWRBI: B. Robinson	53,239
3	10/12 (Tue.)	BAL. Pit. 1-3-3 Pit. 5-7-0 HR: Robertson, F. Robinson	Cuellar (L), Dukes (7), Watt (8) Blass (W) GWRBI: Clemente	50,403
4	10/13 (Wed.)	BAL. Pit. 3-4-1 Pit. 4-14-0 HR: None	Dobson, G. Jackson (6), Watt (7) (L), Richert (8) Walker, Kison (1) (W) , Giusti (8) (S) GWRBI: M. May	51,378
5	10/14 (Thu.)	BAL. Pit. 0-2-1 Pit. 4-9-0 HR: Robertson	McNally (L), Leonhard (5), Dukes (6) Briles (W) GWRBI: Robertson	51,377
6	10/16 (Sat.)	BAL. Pit. 2-9-1 Bal. 3-8-0 HR: Clemente, Buford	Moose, B. Johnson (6), Giusti (7), R. Miller (9) (L) Palmer, Dobson (10), McNally (10) (W) GWRBI: B. Robinson	44,174
7	10/17 (Sun.)	BAL. Pit. 2-6-1 Bal. 1-4-0 HR: Clemente	Blass (W) Cuellar (L), Dobson (9), McNally (9) GWRBI: Clemente	47,291 (351,091)
1979 1	10/10 (Wed.)	BAL. Pit. 4-11-3 Bal. 5-6-3 HR: DeCinces, Stargell	Kison (L), Rooker (1), Romo (5), D. Robinson (6), G. Jackson (8) Flanagan (W) GWRBI: Lowenstein	53,735
2	10/11 (Thu.)	BAL. Pit. 3-11-2 Bal. 2-6-1 HR: Murray	Blyleven, D. Robinson (7) (W) , Tekulve (9) (S) Palmer, T. Martinez (8), Stanhouse (9) (L) GWRBI: Sanguillen	53,739
3	10/12 (Fri.)	BAL. Pit. 8-13-0 Pit. 4-9-2 HR: Ayala	McGregor (W) Candelaria (L), Romo (4), G. Jackson (7), Tekulve (8) GWRBI: Garcia	50,848
4	10/13 (Sat.)	BAL. Pit. 9-12-0 Pit. 6-17-1 HR: Stargell	D. Martinez, Stewart (2), Stone (5), Stoddard (7) (W) Bibby, G. Jackson (7), D. Robinson (8), Tekulve (8) (L) GWRBI: Crowley	50,883
5	10/14 (Sun.)	BAL. Pit. 1-6-2 Pit. 7-13-1 HR: None	Flanagan (L), Stoddard (7), D. Martinez (7), Stanhouse (8) Rooker, Blyleven (6) (W) GWRBI: Madlock	50,920
6	10/16 (Tue.)	BAL. Pit. 4-10-0 Bal. 0-7-1 HR: None	Candelaria (W) , Tekulve (7) (S) Palmer (L), Stoddard (9) GWRBI: Parker	53,739
7	10/17 (Wed.)	BAL. Pit. 4-10-0 Bal. 1-4-2 HR: Dauer, Stargell	Bibby, D. Robinson (5), G. Jack- son (5) (W) , Tekulve (8) (S) McGregor (L), Stoddard (9), Flanagan (9), Stanhouse (9), T. Martinez (9), D. Martinez (9) GWRBI: Stargell	53,733 (367,597)
1983 1	10/11 (Tue.)	BAL. Pha. 2-5-0 Bal. 1-5-1 HR: Dwyer, Morgan, Maddox	Denny (W) , Holland (8) (S) McGregor (L), Stewart (9), T. Martinez (9) GWRBI: Maddox	52,204
2	10/12 (Wed.)	BAL. Pha. 1-3-0 Bal. 4-9-1 HR: Lowenstein	Hudson (L), Hernandez (5), Andersen (6), Reed (8) Boddicker (W) GWRBI: Dempsey	52,132
3	10/14 (Fri.)	PHA. Bal. 3-6-1 Pha. 2-8-2	Flanagan, Palmer (5) (W) , Stewart (7), T. Martinez (9) (S) Carlton (L), Holland (7)	65,792

IOLES WORLD SERIES SUMMARY (Cont.)

		Line Score	Attendance
Bal.	5-10-1	Davis (W) , Stewart (6), T. Martinez (8) (S)	66,547
Pha.	4-10-0	Denny (L), Hernandez (6), Reed (6), L. Andersen (8)	
HR: None		GWRBI: Shelby	
Bal.	5-5-0	McGregor (W)	67,364
Pha.	0-5-1	Hudson (L), Bystrom (5), Hernandez (6) Reed (9)	
HR: Murray-2, Dempsey		GWRBI: Murray	(304,128)
			(1,769,179)

EASON NOTES

1 several ALCS/LCS records including: Most ALCS (7, in divisional play), Most ALCS won (5), Most ALCS games; W-L percentage (.692, 18-8), is also a record.

e first 10 ALCS games they played (including the first 3 they swept the Twins twice ('69-'70) and A's ('71) in the first game #1 against Oakland in '73 before losing the 2nd. The Orioles are 9-4 at home and on the road.

ltimore has gone 3-3 in 6 WS, but has a .576 pct. in the Birds are 10-7 at home and 9-7 on the road.

L: In 59 post-season games, the O's are 37-22 (.627) at home and 18-11 away.

ALCS games, the O's have played to 1,013,997, and They've played 13 of those at home and have drawn .899).

attendance has totaled 1,769,179 (average 53,611). At the Birds have pulled 877,518 (average 51,619).

total post-season games have attracted 2,783,178. Memorial Stadium there have been 30 post-season wins a total of 1,422,209 (average 47,407).

W-L records to watch the O's in a WS were games 5, 4, & 3 of '65, '79, '83, all at Philadelphia. The largest game in Baltimore was 54,458 for game #4 (final game).

for an Orioles LCS game was 52,787 for game #1 at Baltimore in '79 (the "Tonight, Let it be Lowenstein" game).

RIES SHARES BY YEAR

year they qualified for a share), the O's have finished 1st in 30 seasons, thereby qualifying in all but 8 years ('86, '87, '88) for a share of the WS pool (combined

ORLD SERIES SHARES

dual shares that Baltimore players received over

place)	1973	\$ 7,469.77	(1st place East)
place)	1974	7,394.76	(1st place East)
place)	1975	1,245.15	(2nd place East)
place)	1976	1,652.12	(2nd place East)
place)	1977	1,173.30	(2nd place East tie)
l Champions)	1979	22,113.94	(A.L. Champions)
place)	1980	2,668.71	(2nd place East)
hampions)	1981	757.87	(3rd place East*)
hampions)	1982	2,926.54	(2nd place East)
hampions)	1983	65,487.50	(World Champions*)
ace East)	1989	7,078.66	(2nd place East)

\$185,913.35—Total

best full season record in A.L. East, they received only New York and Milwaukee each won half-season cham-

ires in '83 . . . The Phillies (losers') share in '83 was 129 full shares.

Champion Athletics

THE ORIOLES—PAST AND PRESENT

Major League Baseball returned to the City of Baltimore in 1954 after an absence of more than half a century.

The transfer of the St. Louis Browns to Baltimore represented the first inter-city shift of an American League club in 52 seasons. Ironically, it was Baltimore that had been victimized in the last previous move. The Orioles, a charter franchise in the new league in '01, moved to New York under shadowy circumstances for \$18,000 after the 1902 season. There, they were renamed, first the "Highlanders", then later—gasp!—the "Yankees".¹

Thirty-six seasons have elapsed since the Orioles set up shop at 33rd & Eversie. During that time they have finished first 8 times, captured 6 American League pennants and won 3 World Series. They've also been runners-up 9 times, and have placed in the 1st division 22 times (all in the last 30 years). During those last 3 decades they have the best won-lost percentage in major league baseball (.555, see p. 16 for more details). The Orioles have enjoyed 26 winning seasons, including, at one stretch, 18 in a row from '68 thru '85.²

The O's maintained the winningest record in the majors from '57 thru '87, a stretch of 31 years, but it was really from '60, when they nearly won their 1st pennant, thru '83, when they captured their last, that they dominated major league baseball.

During that 24 year period, they were 612 games over .500 (2206-1594), .581 and held a 99½ game edge over the majors' 2nd best club of that era, the Yankees.

IN THE BEGINNING

A winning tradition is not peculiar to the modern Orioles, however. It took root in Baltimore a long time ago. There are no fewer than 21 former Orioles players in the Baseball Hall of Fame at Cooperstown, and 15 of them played here before 1954 (see page 105).

The history of professional baseball in Baltimore dates back 118 years to 1872, when the city was represented in the National Association, an important forerunner of today's major leagues.

Baltimore's baseball heritage was richly embellished in the formative years by:

—A left-hander named **Matt Kilroy**, who won 46 games for the American Association O's in 1887;

—Three straight National League pennant winners ('94, '95, '96), a team that would ultimately produce 6 Hall of Famers³;

—The manager of that championship team, an innovative man named **Ned Hanlon**, who with the help of his talented athletes did much to shape the future of baseball strategy⁴;

—Legendary all-time greats **Babe Ruth**, **Lefty Grove**, and **John McGraw** to name a few;

—**Jack Dunn**, whose name has long been synonymous with baseball in Baltimore. An infielder and pitcher with the city's original A.L. franchise, Dunn subsequently owned and managed the International League Orioles for 22 eventful seasons from 1907 thru 1928.

Among his many achievements: signing **Ruth** to his first professional contract, and winning 7 straight pennants from 1919 thru 1925⁵. It was the **Dunn** family that kept professional baseball alive and well in Baltimore during most of those 51 years between big league franchises⁶;

—And, by a crowd of 52,833 that attended a Little World Series game at Municipal Stadium (on the same site as Memorial Stadium) between the Orioles and Louisville Colonels on Oct. 9, 1944. That same afternoon in St. Louis, the Cardinals and Browns played the decisive 6th game of the World Series before a crowd that was 20,203 smaller at Sportsman's Park (att: 32,630).⁷

RETURN TO THE MAJORS

Officially the American League returned to Baltimore on Sep. 29, 1953. That was the day American League owners, meeting in New York, unanimously approved the purchase of a controlling interest in the St. Louis Browns from previous owner **Bill Veeck** by a group of Baltimore negotiators,

ORIOLES HISTORY (Cont.)

only the name on the uniforms had changed. In 1954, the Orioles were essentially the Browns transplanted. They were essentially the Browns who had finished in the 2nd division for so many years in St. Louis ("towns" below).⁸

Under the likable veteran manager **Jimmy Dykes**⁹, lost 100 games while winning only 54. But, as poor as that record was, it was a high to finish last. Happily, that dubious honor belonged to the Orioles with a record of 51-103.

Escape from the basement that year allowed them to maintain function for 32 years. They had never finished last until the Orioles in 1986.

THE START OF SOMETHING BIG

took the first big step in the right direction on Sep. 14, 1954, when **Paul Richards** came aboard as both general manager, succeeding **Dykes** and **Arthur Ehlers**. Richards, of Waxahatchie, Texas, and a catcher for the World Champions in '45, was a highly regarded strategist and a fine handler of men. He also became an aggressive administrator.

He arrived, **Richards** engineered a 17-player deal with the Yankees, the biggest in baseball history (see page 134 for details). **Bob Turley**, **Don Larsen**, shortstop **Bill Hunter** and **Sam Rice** who came to Baltimore were two who proved to be very good. The Orioles' first legitimate long ball threat, and a slick baserunner named **Willy Miranda**. Those two helped the Orioles during those early years while the club struggled toward

the top. The Orioles kept the revolving door well greased. A total of 54 players, including 23 pitchers. While the Orioles were heeling and dealing at the major league player level, the Orioles (**McLaughlin** and **Harry Dalton**) was pursuing young players relentlessly pace all over the country.

Prospects was a kid from Little Rock, named **Brooks Robinson**. He would develop into the best fielding 3rd baseman of all-time. He played 3 seasons in an Orioles uniform before moving up to the major leagues.

The Orioles began to improve. In 1957, **Richards**' 3rd season finished at .500 (76-76) for the first time. In 1960, with 19 regulars in their 20's, 7 of them rookies, the Birds nearly won the pennant.¹¹

Particularly adept at reconstructing the careers of fading players, including young pitchers. During his reign, the Orioles had the "Kiddie Korps", a passel of hard-throwing young pitchers from the mid-50s to the early 60s.¹³

THE NEXT STEP UP

The Orioles hired the Yankees' highly respected farm director **MacPhail** as general manager, replacing **Richards**¹⁴ who remained as field manager (until Sep. '61). **MacPhail** improved the Orioles' fielding efficiency of the operation and increased the production of the minor league system. . . . He also made some brilliant

moves. In '60, the Orioles set a club record with 95 wins in '61. **Gentile**, acquired the year before from the Dodgers, had an unprecedented show of power and production (46 home runs, a major league record-tying 5 grand slams, and 141

hits). He missed under the direction of "Manager of the Year" **Billy Hitchcock** that season. The Birds finished 3rd behind the pennant-winning Yankees and produced their first major league MVP—**Brooks Robinson**.

The Orioles after the '65 season to join Baseball Commissioner **Walter Eckert** as his principal advisor; but not before making arguably the most important trade in the ballclub's history that brought **Brooks Robinson** to Baltimore.

THE LAND OF PLEASANT LIVING

Just before **MacPhail** departed, **Jerry Hoffberger** and his family¹⁸ acquired a controlling interest in the franchise. The **Hoffbergers** owned the Baltimore-based National Brewing Company, and their highly successful advertising theme for many years was based on the concept that the Chesapeake Bay area was "The Land of Pleasant Living."

That was surely true for the Orioles who went on to enjoy a golden age of on-field prosperity. Over the next 6 seasons, the Orioles would win four pennants and in a period of 9 years would finish first six times.¹⁹

Hoffberger brought **Frank Cashen** from the brewery to serve as executive vice president, and promoted the club's talented farm director, **Harry Dalton**, to run the baseball program.

In '66, the Orioles not only won their first pennant, under **Hank Bauer**, they shocked the baseball world by sweeping the heavily favored Dodgers in four straight. **Frank Robinson**, in his first A.L. season, won the Triple Crown (316, 49 hr, 122 rbi), and was MVP of both the American League and the World Series.

It had taken a player of **Frank's** stature to put the O's over the top, but the club was already blessed with considerable talent; players like **Brooks Robinson** and **Luis Aparicio** who would later join **Frank** in the Hall of Fame, long ball hitting 1st baseman **Boog Powell**, rookie 2nd baseman **Dave Johnson**, perennial gold glove centerfielder **Paul Blair**, and a couple of pitchers named **Jim Palmer** and **Dave McNally**, still the top 2 winners in Orioles history. All but **Frank** and **Aparicio** were products of the O's fertile farm system.

The O's slumped badly in '67²⁰ and were going nowhere in '68 at the All-Star break when **Dalton** replaced **Bauer** with his longtime associate, **Earl Weaver**. The feisty 5'8" St. Louisan had enjoyed a remarkable career as a manager in the O's farm system. Over the next 14½ years he would experience even greater success at the major league level.

Having added the ultimate leadoff man (**Don Buford**), and a talented left-handed pitcher (**Mike Cuellar**), and having replaced one gold glove for another at shortstop (**Mark Belanger** for **Aparicio**), the O's, with **Dalton** at the controls of the baseball operation, would reign over the American League for the next 3 years.

In '69, '70 & '71, they became only the 3rd club in history to win 100 or more games for three straight years.²¹ They won the division title by 19, 15, and 12 games, and swept the first 3 American League Championship Series, 3 games to none²², over the Twins twice and A's once.

Following a humiliating loss to the New York Mets in the '69 World Series, the O's bounced back in '70 and took the Cincinnati Reds in a 5 game series that was thoroughly dominated by the brilliance of **Brooks Robinson**.

In '70, the O's had three 20-game winners (**McNally**, **Palmer** & **Mike Cuellar**); the next year they had 4 (add **Pat Dobson**), a feat that had occurred only once before in major league history.²³

THAT OLD GANG OF MINE

After the Orioles lost a heartbreaking 7-game World Series to the Pirates in '71, **Dalton** left the ballclub to run the California Angels, and Executive VP **Cashen** added player personnel decisions to his job description.

After their 4 pennants in 6 seasons, the O's began to perform some major surgery. **Frank Robinson** was traded and, a year later, so were **Dave Johnson**, **Buford** and others.

The '72 season was grim but with youngsters like **Bobby Grich**, **Don Baylor**, **Al Bumbry** and **Richie Coggins** joining forces with **Boog**, **Blair**, **Brooks**, and all those talented starters²⁴, the O's regained the division championship in '73, and defied the odds to win it again in '74.

On Aug. 28, '74, the O's were in 4th place, 8 games behind the first-place Red Sox. When the smoke had cleared 5 weeks later, the O's, who had gone 28-6 during that stretch, were on top of the heap, a shade ahead of the 2nd place Yankees, and a full 8 games up on the 3rd place Sox.

THE PETERS PRINCIPLE

Cashen, who had acquired **Ken Singleton**, **Mike Torrez** and **Lee May** in a couple of glittering trades the previous winter, returned to the beer

ORIOLES HISTORY (Cont.)

After his arrival, **Peters** shook up the Orioles, trading for the g-ball hitting **Reggie Jackson**.²⁶ But of more long term significance, a 10-player deal he constructed with the Yankees in June '76, players acquired in that transition contributed greatly to the successes over the next decade: **Rick Dempsey**, **Tippy Martinez**, **McGregor**.²⁷

remained competitive well into the 80s despite serious losses in the free agent re-entry system adopted in '76.²⁸ **Peters'** Yankee farm system harvest in the early 70s which produced **Eddie Murray**, **Flanagan** and **Rich Dauer** among others, helped the cause. From '76 thru '83, the O's won 2 golds and 5 silvers in 8

E BALTIMORE-WASHINGTON CONNECTION

after the O's had lost a second 7-game World Series to the nationally renowned Washington attorney, **Edward Bennett Williams**, leted the purchase of the ballclub in its entirety.

bought with him a new regional marketing concept designed to appeal over a wider geographic area. The plan was to move from Washington and states to the south to a drawing area that was limited to Maryland and parts of Pennsylvania and Delaware.

has met with popular acceptance by baseball fans all over the state. Despite the Orioles' below-average performance on the field in the 80s, attendance at Memorial Stadium has averaged over 20,000 per game that period.

ur years of the **Williams-Peters** administration, the O's won 12 pennants though they had to settle for one. They won 12 pennants, finished 2nd, 3 games back of the Yankees; played the vision championship on the final day of the '82 season and won in '83.

me remarkable achievements during that period. In '80, for as a 5-game series against the Yankees in Baltimore that was the largest turnout in history for a single series.

is '82 when the O's went 33-10 (starting Aug. 10) down the line, winning the next-to-last day of the season by beating the Brewers; pressure-packed games at Memorial Stadium. On the final day, however, the Brewers won big, to clinch their first division

at crushing defeat, most of the crowd of over 51,000 stayed in the stadium for a full 45 minutes afterward. They stayed in the stadium for their down-to-the-wire effort and to say goodbye to **Weaver**, whose retirement had officially begun at game's end.

ressed so warmly and spontaneously by those loyal Orioles fans, it is difficult to tell, in the dusk of that autumn afternoon, who was who and who had lost.

that the son of the Orioles 3rd base coach, **Cal Ripken Jr.**, joined the Orioles starting lineup, a position he has not relinquished for one game, and joined with **Eddie Murray**, the 3-run champion, to form an awesome 1-2 punch.

HE LAST HURRAH—FOR AWHILE

n old Orioles organization veteran who'd been on a 6-man roster replaced **Earl Weaver** in '83, and right off the bat leted the 3rd world championship.

division by 6 games, then defeated the White Sox in Game #4 of the ALCS, breaking a scoreless tie with a winning home run by the newest Oriole, **Tito Landrum**.²⁹

had never lost the first game of a post-season event, in '83³⁰, and each time a gritty complete game effort in game #2 restored the balance.

first 2 World Series games in Baltimore, the action moved to Veterans Stadium where the Phillies boasted the best record in the National League. . . . But, the Orioles swept the 3 Phil

In the 5th and final game, **Rick Dempsey** homered and doubled to clinch the World Series "mvp" award, and **Eddie Murray** hit 2 electrifying home runs while **Scott McGregor** was blanking the Phillies on 5 hits.

The 1983 champions boasted 2 dominating players in **Murray** and **Ripken**, and excellent pitching. But, most observers credited the club's many "role" players with making the difference, for getting the most out of their abilities while submerging their own egos in the interest of winning.³¹

RECONSTRUCTION

After that world championship, the Orioles' success on the field went into decline. . . . The '84 and '85 seasons were modest, though winning ones, but from '86 thru '88 their record was the worst in the American League (194-291, .400), and 2nd in the majors to the Atlanta Braves (186-295, .387) . . . This unaccustomed series of setbacks bottomed out in '88 when the Orioles went 0-21 at the start of the season, and ultimately lost a club record 107 games.

By then, however, the Orioles' reconstruction plan had already begun in earnest. . . . **Edward Bennett Williams** had signaled the start of the massive rebuilding project with a series of personnel decisions during the fall of '87. He replaced **Hank Peters** and Farm Director **Tom Giordano** with **Roland Hemond** and **Doug Melvin**, and brought **Frank Robinson** into the policy making process. The following May he appointed as president **Larry Lucchino**, a long-time associate who had been a club vice president as well as the general counsel during most of **Williams'** tenure as club owner.

At the same time, **Williams** renewed his commitment to restore the club to its customary level of competitiveness by redeveloping the farm system, and returning to fundamentals. When he passed away in August '88, the pieces were in place for an orderly takeover by **Eli Jacobs'** new ownership group which is equally dedicated to a bright Orioles future.

The Orioles' success in '89, going down to the final weekend before conceding the division championship to Toronto, was as surprising as it was exciting. No one in the organization expected that kind of dramatic improvement so quickly, just as no one now thinks that the reconstruction project is nearing completion.

As **Frank Robinson** said in a letter to Orioles fans after the season, "I ask each of you now to stop thinking about last year. Regardless of our turnaround in '89, we're still in the process of rebuilding, attempting to create a solid foundation for the future. But, you can bet that with every step forward, the going will get a little tougher. We're going to have to work even harder than ever before."

EPILOGUE

Despite the club's problems through most of the late eighties, and because of last year's rebound, the Orioles enter the final decade of the 20th Century bearing two very proud distinctions:

They have been the winningest team in baseball since the start of divisional play in '69, and they have also compiled the game's best won-lost record over the last 30 years.*

*See page 16.

FOOTNOTES

1—John McGraw, who had earlier starred for the N.L. Orioles in the 90s, was manager and part-owner of the A.L. O's until July of '02, when he departed abruptly for New York to manage the N.L. Giants. His right-hand man and business partner, Wilbert Robinson, took over the reins for the balance of the season.

McGraw was an obvious villain in this piece. Not only did he sell his stock in the club to the owner of the Giants, but he took several Orioles with him to New York (in mid-season, yet).

2—The Yankees are the only club that has ever produced a longer string of consecutive winning seasons—39, from '26 thru '64.

3—John McGraw, Wilbert Robinson, Hughie Jennings, Willie Keeler, Dan Brouthers and Joe Kelley are all in the Hall of Fame. . . . Those 3 straight pennant winners batted, as a team, .343, .327 and .328.

4—The Orioles of the 1890s are credited with inventing the "squeeze play", and the "Baltimore chop", and for developing the "hit and run" to a science. They reportedly were the first to slope the base lines so that bunted balls would not roll foul. It is also said that they helped establish the custom of taking spring training in a warm climate.

They were also known, as well, for their team play, place-hitting and aggressive base running. They had a reputation for playing despite injuries and their "never say die" attitude on the field. . . . The expression "Old Oriole" is still widely used to describe a player with those qualities.

5—Hall of Famer Lefty Grove played for the O's during that period, as did many other future big leaguers. . . . In the final year of that remarkable stretch, the Birds had a trio of pitchers—Tommy Thomas, George Earnshaw and Jack Ogden—who won, respectively, 32, 29 and 28 games.

6—His grandson, Jack Dunn III, carried on the family baseball tradition as a minor league player, manager, and club owner, and then for 34 years as an executive for the major league Orioles before

ORIOLES HISTORY (Cont.)

Park, at 29th St. and Greenmount Ave., had been the Orioles' home for many years on July 4th eve in '44. Municipal Stadium, heretofore a football-only facility, was for baseball, and it was there that the International League Orioles won their first league pennant that very same year ('44). It remained the home of the Orioles until ball returned to the city 10 years later, and the new ballpark was completed on the site.

nan Vern Stephens was the Orioles home run leader that year. He hit 8 and the ar produced only 52 all season (19 of them in what was then a cavernous Memorial

respect was hard-throwing "Bullet Bob" Turley who went 14-15 under difficult led the league in strikeouts. World Series hero-to-be Don Larsen was also on the

IM Arthur Ehlers both came from the Philadelphia A's, for whom Dykes had bus 3 years after succeeding Connie Mack in that capacity ('51). Mr. Ehlers club as a scouting supervisor and was instrumental in signing Brooks Robinson ame to Baltimore immediately and replaced Ehlers, who remained with the club a capacity. Dykes, however, finished the season as field manager.

re in a virtual tie for 1st with the Yankees on Sep. 15, '60, the day before a crucial n in New York. The Yankees swept that series, thus ending the Orioles dream. Richards was able to coax impressive efforts from seemingly washed-up hurlers, em his pet weapon—the "slip pitch", an off-speed delivery with a sinking action st-prime vets who profited from Paul's instruction were Bill Wight, Hal Brown, ty Moore, Jim Wilson and Arnie Portocarrero.

'Korps' names included Billy O'Dell, Milt Pappas, Jerry Walker, Wes Stock, Joe la and Steve Barber. Barber, incidentally, was the first of 24 Orioles 20-game

to become general manager of the newly created Houston franchise. He 3rd base coach, Luman Harris, finished out the season, then Billy Hitchcock was in '62. Two years later the old Yankee, Hank Bauer, took over.

17 former O's players in the Orioles Hall of Fame, 8 came from outside the ere acquired by MacPhail: Jim Gentile, Stu Miller, Luis Aparicio, Dick Hall and

ad the major league record with the Cubs' Ernie Banks until the Yankees' Don slams in '87.

sent the Reds outfielder Dick Simpson and reliever Jack Baldschun, both of aired during the off-season and had never played a game for the Orioles. es and Clyde Morris were the original authority figures of ownership when the more. Later, other local leaders—James Keelty, Joseph A.W. Iglehart and Zany room at various times until Hotfberger took over late in '65.

nnants in '66, '69, '70 & '71 and division titles in '73 & '74 (before losing to the is in the ALCS).

or 6th with the pesky Nats from Washington in '67 (in a 10-team league). 109-108-101 games in those 3 seasons, matching the Philadelphia A's Louis Cardinals ('42-'43-'44).

10-0 in ALCS clashes until losing game 2 in the '73 playoffs vs. Oakland. k had four 20-game winners in '20, but didn't win the pennant: Red Faber, r and Claude Williams.

Palmer, McNally and Cuellar combined for 16 twenty-win seasons for the O's uellar-4 each.

itay long. Bitten by the baseball bug during his tenure with the O's, Frank pined ice as administrator to Bowie Kuhn in '79, then hooked up with the Mets as nt/general manager in '80.

on Baylor and pitchers Mike Torrez and Paul Mitchell to the A's for Jackson Holtzman and Bill Van Bommel.

l Dave Pagan also came to the O's. The Birds gave up Ken Holtzman, Doyle on and Ellie Hendricks.

ayne Garland, Bobby Grich, Reggie Jackson and Royle Stillman, all to re-entry ne; then Dick Drago, Ross Grimsley and Elliott Maddox left thru the same

oined the club on Aug. 31 as the player-to-be-named later in the deal that sent rdinals June 13. The O's scored 2 more runs in that inning and won, 3-0. winner and Britt Burns took the loss.

post-season events (6 ALCS & 5 WS), the O's had won the opening game ropped both openers.

ple of success in role playing was in left field, where 3 players (John ickie and Benny Ayala) combined to hit .292 with 35 homers and 131 rbi (only

THE ST. LOUIS BROWNS

Browns, the franchise from which the current Oriole ad in Milwaukee in '01, the American League's first season began, the franchise had moved to St. Louis. It was n campaign that the original A.L. Orioles went to New York.¹

who took the name that originated with St. Louis teams ayed 52 seasons ('02-'53) in St. Louis and were probably ntly bad club in major league history. They were 3,416 s more than 1,000 games under .500; wound up in the ru 8th) 40 times; won just one pennant ('44, a war year, nly twice ('02 & '22).

; one of 12 Hall of Famers who played and/or managed as almost certainly the club's all-time best (and most

Another outstanding contributor was outfielder **Ken Williams**. He is not in the Hall of Fame, but he hit over .300 nine times in 10 St. Louis seasons and in '22 batted .332 with 34 doubles, 39 homers and 155 rbi. He was the home run champion that year with 4 more than **Babe Ruth**, and was the first ever to join the so-called "30-30" club—30 or more steals and 30 or more homers in the same year.

As you can see, '22 was a big year for both **Sisler** and **Williams** and the Browns set a club record for wins-93 (it was the only time in the history of the franchise that they reached the 90 victory level). They finished 2nd, one game back of the Yankees.

Despite the heroics of **Sisler** and **Williams**, however, when fans recall the Browns, they probably think first of a couple of guys named **Gray** and **Gaedel**.

Pete Gray, who had only one arm (his left), appeared in 77 games for the Browns in '45 (the last wartime season) at the age of 28. He batted .213 (234-51) with no homers and 13 rbi, and never returned to the big time.⁵

The appearance of **Eddie Gaedel**, at 3'7" and 65 pounds, was a product of club owner **Bill Veeck's** creative genius . . . The 26-year old signed in '51 as a pinch hitter and, in his only plate appearance, he did what he was paid for, he drew a walk.

As a surprise pinch hitter for leadoff batter **Frank Saucier** in the home half of the 1st inning, little **Eddie** was walked on 4 pitches by Detroit pitcher **Bob Cain**, then was promptly replaced by pinch runner **Jim Delsing**.⁶

The '44 A.L. pennant winners went 89-65 to finish one game ahead of the Tigers. They lost the World Series in 6 games to their hometown rivals, the Cardinals, in one of 3 World Series, played entirely in one stadium⁷ (Sportsman's Park was the regular season home of both clubs). The Browns won games #1 and #3 behind **Denny Galehouse** and **Jack Kramer** respectively. The Browns' only home run in the series was hit by 1st baseman **George McQuinn**.

In June '51, **Bill DeWitt**, who had been with the Browns since '16 (when **Branch Rickey** was gm), and his brother, **Charles**, sold their controlling interest to **Bill Veeck**. He operated the club for the next 2½ seasons. Twice in '53, **Veeck** attempted to bring the franchise to Baltimore himself, but could not get the necessary approval from American League owners . . . Subsequently (Sep. 29, '53), he sold his holdings to a group of Baltimore businessmen and the transfer was approved unanimously.

The Browns are gone from St. Louis, but not forgotten. The St. Louis Browns Fan Club, organized by Maryville College Professor **Bill Borst** in 1984, is alive and well. The members have even established a club hall of fame on the campus at Maryville (in St. Louis).

1—They were the 1st and 2nd franchise moves in A.L. history . . . The next one occurred 52 years later when the Browns came east to Baltimore.

2—The name came from the color of the stockings they wore.

3—The Seattle Mariners' won-lost percentage (.420, 860-1190) is lower, but they've played only 13 years.

4—The other 11: Jim Bottomley (1b-mgr), Jesse Burkett (of), Rick Ferrell (c), Goose Goslin (of), Rogers Hornsby (2b-mgr), Heinie Manush (of), Satchel Paige (rhp), Eddie Plank (lhp), Branch Rickey (mgr), Rube Waddell (lhp) and Bobby Wallace (ss-mgr).

5—Gray, now 75, still lives in his native Nanticoke, Pa.

6—Gaedel died prematurely in 1961 at the age of 36.

7—The Yankees & Giants played all of the '21 & '22 World Series at the Polo Grounds. Yankee Stadium opened in '23.

ORIOLES A.L. PLAYER OF THE MONTH AWARDS

YEAR	PLAYER	MONTH	YEAR	PLAYER	MONTH
1975	Jim Palmer, p	Aug.	1981	Dennis Martinez, p (tied with Larry Gura, K.C.)	Sep.
1976	Reggie Jackson, of	Jul.			
1978	Doug DeCinces, 3b	Jul.	1982	Eddie Murray, 1b	Apr.
1980	Steve Stone, p	Jun.		Tippy Martinez, p	July
	Tim Stoddard, p	Sep.		Jim Palmer, p	Aug.
	Eddie Murray, 1b (tied with Jim Rice, Bos.)	Sep.	1983	Scott McGregor, p	July
				Cal Ripken, ss	Sep.
1981	Ken Singleton, of	Apr.	1984	Eddie Murray, 1b	May
	Eddie Murray, 1b (tied with Willie Wilson, K.C.)	Sep.		Mike Boddicker, p	May
			1986	Don Aase, p	May
			1989	Jeff Ballard, p	Apr.

NOTE: In 1979 the American League started a Pitcher of the Month Award, in addition

MEMORIAL STADIUM—A BRIEF HISTORY

struction of Baltimore Memorial Stadium began on the site of old Memorial Stadium in 1949. A single deck concrete grandstand with no roof was completed in '50 with 20,000 chair seats¹, and home plate was moved to its original location (in what is now left field) to its present position. The stadium's external trappings were left unchanged. It was not yet a major league ballpark.

However, it was that facility which was officially dedicated and re-named "Memorial Stadium" when Mayor **Tommy D'Alesandro Jr.** ("Old Tommy") hit the first ball for the International League Orioles '50 opener (April 18).

After that dedication, plans to improve the stadium further, to satisfy league requirements, were suspended when a second bond issue failed.

In '53, bond loans were approved, and work began anew. Despite the I.L. Orioles continued to play there thru '53, as did the Colts when they emigrated from Dallas (Texans) that same year. Initially the new stadium, seating capacity approximately 47,700, was opened in October '53, but refinements continued thru the spring of '54. In American League Orioles' first season in Baltimore. The cost of the stadium, built on 28¾ acres of city-owned property (and financed by bonds), was \$6 million.

Original Municipal Stadium

Original Municipal Stadium, completed in '24, was built expressly for baseball. However, when old Oriole Park (NW corner of Greenmount Ave. & E. Eberhard St.), owned by the Dunn family, burned down on the morning of July 3-4, '44, Municipal Stadium became, of necessity, home of the Orioles.

On a hastily scheduled 2-week road trip, the stadium was made baseball. Later that year, the Orioles went on to win the International League pennant, then captured the Little World Series. One of those games, Louisville Colonels (American Association), drew an astonishing 15,000 fans. It remained a Baltimore baseball attendance record until the '50s.³

Changing Dimensions

Over the years, the playing field has undergone significant dimensional changes. The cavernous ballpark that greeted Orioles fans on opening day had home plate to dead center field measured 450'.⁴

In the outfield boundaries have been altered 4 times ('56, '58, '61, '66) gradually reducing the distance to straightaway center 45' to 350' and power alleys accordingly.⁵

Stadium Improvements

The Orioles' dugout was on the first base side, and there was no seating at the front row of the boxes from the field. Baltimore led the league in territory.

The situation was rectified in '61 with the construction of field box seating, which necessitated building new dugouts. It was then that the bullpen moved to the 3rd base side. The bullpens, originally in the left corners (in plain view), were moved behind the fences.

In addition, upper deck sections were added, increasing the seating to another 2,600. In '70 (mid-season), a new scoreboard (now old scoreboard) was installed and the original, squirrel-infested scoreboard was demolished.

Finally, the splintery wooden benches (without backs) that covered the second deck were replaced by chairs and metal benches, and a 35th row was added.

Two towers, housing a new ticket window and additional ticket storage areas and rest rooms, were completed.

Now, badly needed Orioles administrative offices were constructed. A large new state-of-the-art video board (Diamond Vision) was added in right-center field as a dramatic and colorful complement to the old cousin in left center.

3—The 6th game of the '44 World Series (Browns vs. Cardinals) played that same day drew only 21,630. See "St. Louis Browns" below.

4—Left and right-center were 447' from home plate. There was no "temporary" fence during the first 2 years, just the permanent walls plus a hedge (protected by a wire fence) that filled in the open end of the horseshoe.

5—In '55, O's centerfielder Chuck Diering immortalized himself by hauling in a Mickey Mantle blast with his back to the plate just before crashing into the hedge in deepest center field.

6—In '54 only 42 home runs were hit in 77 games at the stadium (a mere 19 by the O's), roughly one every 2 games. During the O's 1st 7 seasons here (thru '60), the Baltimore ballpark ranked last in the majors in home runs each year.

By 1988, the contraction of the outfield distances and greater emphasis on the long ball had resulted in a 5-fold increase in home run production at Memorial Stadium (235 in 82 games in '88).

Major League Baseball Stadiums Ranked by Age (oldest first)

Rank	Ballclub	Stadium	1st Big League Game	Capacity
1	Chicago White Sox	Comiskey Park	1910	43,931
2	Detroit Tigers	Tiger Stadium	1912 (4/20)	52,416
3	Boston Red Sox	Fenway Park	1912 (4/20)	34,182
4	Chicago Cubs	Wrigley Field	1916	39,012
5	New York Yankees	Yankee Stadium*	1923	57,545
6	Cleveland Indians	Cleveland Stadium	1931	74,483
7	Milwaukee Brewers	Milwaukee County Stadium	1953	53,192
8	Baltimore Orioles	Memorial Stadium	1954	53,371
9	San Francisco Giants	Candlestick Park	1960	58,000
10	Los Angeles Dodgers	Dodger Stadium	1962	56,000
11	New York Mets	Shea Stadium	1964	55,601
12	Houston Astros	Astrodome	1965	45,000
13	California Angels	Anaheim Stadium	1966 (4/9)	64,593
14	Atlanta Braves	Atlanta-Fulton County Stadium	1966 (4/12)	52,007
15	St. Louis Cardinals	Busch Stadium	1966 (5/12)	54,224
16	San Diego Padres	Jack Murphy Stadium	1968 (4/5)	59,022
17	Oakland A's	Oakland-Alameda County Stadium	1968 (4/17)	49,219
18	Cincinnati Reds	Riverfront Stadium	1970 (6/30)	52,392
19	Pittsburgh Pirates	Three Rivers Stadium	1970 (7/16)	58,729
20	Philadelphia Phillies	Veterans Stadium	1971	62,383
21	Texas Rangers	Arlington Stadium	1972	43,508
22	Kansas City Royals	Royals Stadium	1973	40,625
23	Seattle Mariners	Kingdome	1977 (4/6)	58,150
24	Montreal Expos	Olympic Stadium	1977 (4/15)	59,893
25	Minnesota Twins	Hubert H. Humphrey Metrodome	1982	55,883
26	Toronto Blue Jays	SkyDome	1989 (6/5)	53,000

*Renovated Yankee Stadium opened in '76



The new downtown ballpark scheduled to open in April 1992.

HISTORY

NEW BALLPARK TO OPEN IN '92

Excavation for the new baseball-only downtown Baltimore ballpark in January 1990 on an 85 acre site known as Camden Yards, a few blocks west of the Inner Harbor. The 46,000 seat facility is targeted for completion in time for opening day 1992.

Designed by Hellmuth, Obata & Kassabaum (HOK) of Kansas City, Missouri, with considerable input from the Orioles and the Maryland Stadium Authority (MSA), the new ballpark will be state-of-the-art in its function, unique, old fashioned and intimate in its architectural design, blending into the urban context of downtown Baltimore.

The ballpark will take its image from baseball parks built in the early 20th century, using steel (not concrete) trusses, arched brick facades, a sun-dappled gentle slope of the upper deck, and an asymmetrical playing field. The cost of the facility is projected at \$105.4 million.

LOCATION/ACCESS

The ballpark will be bounded by Russell (west), Camden (north), and Howard (east) streets, and by Martin Luther King Boulevard (south). It will be easily accessible to I-95, I-395 and the Baltimore-Washington Parkway which in turn lead directly to all major roadways in the Baltimore area.

Locally all city bus lines provide service to Camden Yards which will be the terminus for the planned new light rail system. Commuter buses from Washington and Frederick operate from the MARC station located on the site, and the Baltimore subway is only a few blocks from Camden Yards.

Access to nearby parking will be far greater than it is currently around Memorial Stadium. On the new site there will be approximately 5,000 no-bumper parking spaces, to the south of the ballpark. An additional 20,000 spaces will also be available in downtown public parking at a very easy walking distance.

FIELD

As indicated above, the outfield dimensions will not be symmetrical. The home plate to the rightfield foul pole will be 319', while in left field the distance along the line will be 334'. The field will be 18' below street level.

A high wall extending 100' from the rightfield corner into right center will moderate a scoreboard featuring game in progress information. A walkway back to the good old days, out-of-town scores permanently displayed in leftfield there will be a 7' wall with seats above. For the season, the permanent walls at Memorial Stadium in both right and left field are 14' high while the temporary fences measure 7' from top to bottom.

The deepest part of the playing field, in left-center, will be 406' from home plate. In addition to the rightfield scoreboard mentioned above, a scoreboard will be positioned high behind the centerfield stands.

Concessions will be located beyond the fences in left-centerfield, but above field level so that fans can identify the pitchers as they pitch.

A new state-of-the-art drainage system will be installed in the natural grass playing field, a feature that should prevent some of the problems that plague the frequency and shorten the length of rain delays, and improve the footing, in both the infield and outfield. The turf is already being custom grown on the Eastern Shore according to Orioles' Groundskeeper Pat Santarone's specifications.

0 seats with no obstructions will include some 2,500 modest bleacher seats. An estimated 72 private box suites, and 5,000 "club" seats will be offered to subscribers on a long-term basis.

There will be three levels of seating: (1) Lower Deck; (2) Mezzanine; and (3) Upper Deck.

A major effort has been made to minimize foul territory so that the stands will be as close to the field as possible.

The height of the upper deck will be low, relative to other stadiums, and the slope will be more gradual than at Memorial Stadium (31 degrees compared to 33 degrees on 33rd Street).

Leg room will be considerably more generous at Camden Yards than at Memorial Stadium. Tread width will be 32 to 33 inches throughout the ballpark. In the Orioles present home, that width is as narrow as 24 inches in the mezzanine, and 26 inches in many other areas.

Seats will be generally wider as well, from 19 to 21 inches, compared with 16 to 19 inches at Memorial Stadium.

Fans will move up and down thru the ballpark via ramps, escalators and stairs. Elevators will also be distributed around the facility for use by disabled fans. Restrooms will be vastly expanded and improved.

THE WAREHOUSE

The landmark B & O Railroad warehouse, 1016' long and 51' wide, will be preserved as will the historic Camden Station (beyond centerfield at Howard & Camden Sts.). The warehouse will provide office space for the Orioles and the Maryland Stadium Authority, and much more. Special rooms for pre-game group entertainment and a public cafeteria who want to eat dinner before the game are in the plans as well as an extension of the Babe Ruth Birthplace/Orioles Museum, just a few blocks away on Emory Street, and a home for the Maryland Sports Hall of Fame.

The warehouse, behind right field, runs roughly parallel to the 3rd baseline. It will be separated from the baseball facility by a 60' concourse, and will be within home run range of the most powerful hitters. A 432' blast down the rightfield line would hit the warehouse.

CONCESSIONAIRE

ARA-Martins, the concessionaire at Memorial Stadium for the past 7 years (including '90), will also operate the concessions at the new ballpark. The ARA people have been part of the design process since the very beginning of the project, and are planning larger, more modern stands, spread evenly thru the ballpark. These state-of-the-art facilities will enable them to offer quicker, and more efficient service as well as a vastly expanded food and beverage menu.

PROJECT BACKGROUND

In April '87 the Maryland State Legislature authorized the Maryland Stadium Authority, under the direction of Chairman **Herbert J. Belgrad**, to proceed with planning a major professional sports complex, comprising 2 separate stadiums on the Camden Yards site.

Construction of the baseball park was contingent upon the Orioles signing a long term lease. The football stadium would be built, within the 85 acre perimeter, only if the National Football League awards Baltimore a franchise to replace the departed Colts.

On May 2, 1988, the Orioles committed to that long term lease (15 years). In a dramatic pre-game announcement at Memorial Stadium that evening on "Fantastic Fans" Night, Maryland Governor **William Donald Schaefer** told a crowd in excess of 50,000 that the Orioles and the MSA had reached agreement that day that would bind the Orioles to Baltimore, at the very least, until 2006.

Among the fans there that night was a man who had made that agreement and the new ballpark possible. It would be the last time he would see his Orioles play. His name was **Edward Bennett Williams**.

The MSA began acquiring the property in the Camden Yards area soon after that, and in June '89 initiated the asbestos removal and demolition processes to clear the site for excavation and construction.

CAMDEN YARDS--A BRIEF HISTORY

The B & O Railroad, intent on reclaiming the trade that had made Baltimore the 2nd largest city in the country during the early 1820s, began in 1828 to build a rail line that would eventually extend to the Ohio Valley. It was a project they hoped would nullify the economic losses suffered by this area, as the result of competition from the Erie Canal which opened

NEW BALLPARK (Cont.)

the site of the B&O Railroad Museum just a few blocks from the city center, commenced in 1835.

Five years later, in 1852, when the construction of Camden Station, the B & O's Ohio Valley line had reached Wheeling, the Camden depot was completed in 5 years and by that time freight cars on the site just below Camden Street had also been opened. At the dedication Camden Station was the largest of its kind in the world.

The B & O owned the only rail line to Washington, every Union Pacific train from 1857 to 1873 passed through Camden Station enroute to the capital. In that period, trains arriving at other stations in Baltimore and Washington had to be drawn by horse through the city to the depot (steam engines weren't allowed on the streets).

During the Civil War, Camden Yards reportedly served as an important "railway" station transporting freed slaves to the north. In 1862, Abraham Lincoln passed thru en route to Gettysburg to the battlefield cemetery. Two years later his funeral train stopped at Camden Yards where his casket was transferred to City Hall to lay in state before continuing the journey that that would ultimately end in Springfield, IL.

During the Civil War, the Camden section developed into a busy manufacturing center as well as a railroad center, and by the last decade of the 19th century it was booming. The Howard Street Tunnel which joined the Camden stations was finished in 1895 and in 1898. The tunnel is built as part of a major expansion of the freight facilities. The structure could handle 60 freight cars on one side, and 100 on the other, all at the same time.

Camden continued to prosper well into the 20th century, and the city looked better than in 1912 when the B&O spent one million dollars to take it up prior to the Democratic National Convention held at summer...It was during that convention that Woodrow Wilson was nominated on the 46th ballot.

After World War II, however, railroads gradually lost their supremacy to the development of the airline industry and the construction of a highway system. The baggage building adjacent to the station in '71, the warehouse in '74 and by '80 Camden Station commuter trains between Baltimore and Washington...These trains, operated by MARC, continue to operate, and will be part of a transportation system serving the new ballpark.

In 1955 years, Camden Yards has played a highly significant role in the city's history and its economic development, serving first and foremost as a center, then for a time as a manufacturing and industrial site, and is the hub of major league baseball in the region.

Ruth's Cafe

In the early 1900s (from 1906 to 1912) Babe Ruth's father owned the cafe on the ground floor of the family residence, 406 Conway Street & Little Poca. It was one of at least 5 cafes in the area or managed by the elder Ruth (George Herman Sr.) and was popular in this working class Camden area neighborhood. Other than the cafe, 10 cent soup prepared by the Babe's mother were specialties of the house.

The location of the house/saloon at 406 Conway Street is now as located in what will soon be centerfield at the new ballpark. Over the winter, a Frederick, MD archeological firm Goodwin & Associates, with help from the Babe's daughter, Mary "Mamie" Ruth Moberly, located the remains of the cafe beneath the asphalt at the loading docks of the former house.

It is said that The Babe didn't spend a lot of time at the cafe, but much of that time at St Mary's Industrial School in Baltimore where he was dispatched at the age of 7...It was at the school that he was ultimately signed to his first pro contract by the Baltimore Orioles in 1914. He made his debut in 1915.

ORIOLES ENSHRINED AT COOPERSTOWN

Jim Palmer, the 7th modern Oriole to be selected to the Baseball Hall of Fame and the 3rd chosen in his 1st year of eligibility (Frank and Brooks Robinson were the others), gained 92.6% (411 of 444 votes cast) of the vote. He will become the 6th Oriole to be inducted in the last 9 years.

Joe Morgan (81.8%), the great National League second baseman who will accompany Jim into the Hall on Sunday, Aug 5th, was also a 1st year winner.

Jim's was the highest percentage ever received by an Oriole, and the second highest ever accorded a pitcher...Only the legendary Cleveland Indians righthander Bob Feller (93.75% in '62) ever earned a higher rate of acceptance from the BBWAA electorate.

Jim, Brooks and Frank (the only members wearing modern Orioles uniforms in their official busts/portraits) are 3 of only 21 among 204 Hall of Famers who have made it on the 1st ballot (see list below).

MODERN ORIOLES in BASEBALL HALL of FAME

Robin Roberts ('76, 87%)	George Kell ('83, VCS*)
Franks Robinson ('82, 89%)	Luis Aparicio ('84, 85%)
Brooks Robinson ('83, 92%)	Hoyt Wilhelm ('85, 84%)
Jim Palmer ('90, 93%)	

*Veterans Committee Selection

Fifteen others who played and/or managed for the Orioles during the Orioles' early days of Baltimore's rich baseball heritage are also enshrined in the Hall:

"OLD" ORIOLES in HALL of FAME

Frank "Home Run" Baker (3b)	Hughie Jennings (ss)
Charles "Chief" Bender (rhp)	"Wee Willie" Keeler (of)
Roger Bresnahan (c)	Joe Kelley (of-if)
Dan Brouthers (1b)	Rube Marquard (lhp)
Wm. "Candy" Cummings (rhp)	Joe "Iron Man" McGinnity (rhp)
Robert M. "Lefty" Grove (lhp)	John McGraw (mgr, 3b)
Rogers Hornsby (2b)	Wilbert Robinson (mgr, c)
George Herman "Babe" Ruth (of)	

FIRST YEAR ELECTEDS (alphabetical): Hank Aaron, of ('82); Ernie Banks, ss-1b ('77); Johnny Bench, c ('89); Lou Brock, of ('85); Bob Feller, rhp ('62); Bob Gibson, rhp ('81); Al Kaline, of ('80); Sandy Koufax, lhp ('72); Mickey Mantle, of ('74); Willie Mays, of ('79); Willie McCovey, 1b ('86); Joe Morgan, 2b ('90); Stan Musial, of-1b ('69); Jim Palmer, rhp ('90); Brooks Robinson, 3b ('83); Frank Robinson, of ('82); Jackie Robinson, 2b-1b ('62); Warren Spahn, lhp ('73); Willie Stargell, 1b-of ('88); Ted Williams, of ('66), and Carl Yastrzemski, of-1b ('89).

Note: This will be the 4th time that two 1st time eligibles have been elected in the same year: '62-Feller & J. Robinson; '82-Aaron & F. Robinson; '89-Bench & Yastrzemski.

THREE MORE: There are 3 additional Hall of Famers to have represented the Orioles though not as players: George Weiss, who immortalized himself as a general manager of the Yankees, served part of his apprenticeship as an International League Orioles general manager; Luke Appling, a legendary hitter/shortstop for the White Sox, coached one year under Birds' Manager Billy Hitchcock, and the late Burleigh Grimes, the famed spitball pitcher who won 270 games in the majors, scouted for the Orioles from '60 thru '71.

Notes: John McGraw had a .334 lifetime batting average in 16 big league seasons, but was elected to the Hall of Fame primarily because of his achievements as a manager...The same is true of his buddy, Wilbert

O's IN COOPERSTOWN (Cont.)

born **Babe Ruth** signed his first pro contract with **Jack Dunn** and made his debut with the Orioles (I.L.) that year as a pitcher. **Bender** was based in Baltimore twice...He pitched both for the '18, w-6, l-3) and the '15 Baltimore Terrapins (w-4, l-16) in the Federal League.

Five Marylanders in the Hall of Fame include "**Home Run**" **Eddie Murray**, **Grove** (Lonaconing), and 3 others who never played for the Orioles: **Sam Rice** (Sudlersville), **Judy Johnson** (Snow Hill) and **Doc** (Perry).

BASEBALL HALL of FAME INFORMATION

The Baseball Hall of Fame was established officially in '36 with the BBWAA of 5 players: **Ty Cobb**, **Walter Johnson**, **Christy Mathewson**, **Babe Ruth** and **Honus Wagner**.

Three years later, however, that the Hall had a home. The Hall of Fame and Museum in Cooperstown, NY was founded in '39 thru the generosity of **Stephen C. Clark**, Cooperstown's philanthropist who had amassed considerable wealth in the Singer Sewing Machine Company.

The Hall continues to play a paramount role in the administration of the Museum (as well as of the entire Village of Cooperstown). A \$7 million expansion and renovation program was completed in celebration of the Museum's 50th anniversary.

There are 206 men enshrined, 159 of them because of their major league players (including **Morgan** and **Palmer** but not **Wagner**) and 47 others that may be selected this year by the Veterans Committee.

by position: 1B-16, 2B-11, 3B-7, SS-16, LF-17, CF-14, P-16, C-11, RP-36, LHP-11).

10 managers, 6 umpires and 20 pioneers/executives from the old Negro Leagues on the membership list. 206 Hall of Famers, 55 are still living.

SS: Players with at least 10 years major league experience, 5 years after retirement for election by members. Candidates are asked to choose up to 10 players from the list. If elected, a player must receive mention on 75% of the ballots. The ballot shall be based upon the player's record, playing time, sportsmanship, character and contribution to the team(s), and not on what he may have done otherwise in or out of baseball.

Committee on baseball veterans, comprising 20 men with an outstanding record in major league baseball (players, managers, umpires, writers and broadcasters), is empowered to select candidates from among the following groups...As in the case of the Hall of Fame, a 75% majority is required.

10 or more years experience who have been retired at least 23 years.

Executives, managers and umpires who have been retired from baseball in those capacities for at least 5 years (period of retirement must be 5 or more years).

Players of the Negro Leagues whose service, prior to 1946, was recognized by the Negro Leagues, or whose combined pre-1946 Negro League and major league service aggregates to 10 or more years.

At least one of the conditions in effect for Hall of Fame voting. See "Hall of Fame" on page 21 of the Hall of Fame's 1989 Yearbook.

OF FAME GAME: Upon **Jim Palmer's** retirement, **Sam Rice** and **Doc** were chosen to represent the A.L. in the annual exhibition game between A.L. & N.L. teams on "Hall of Fame Night" as a gesture of confidence that **Palmer** would be eligible. **Peters** had done the same thing on "Hall of Fame Night" in '78. Both requests were granted and both were elected.

MUSEUM PHONE/HOURS/OFFICIALS: Museum phone number 607-547-9888. Daily hours: 9-5, 7 days a week....Officials: **Ed Stack**, chairman & president (NYC 212-269-1833); **Howard Talbot**, museum director; **Bill Guilfoyle**, associate director/public relations; **Tom Heitz**, librarian, and **Bill Spencer**, curator.

THE ORIOLES HALL OF FAME

Former manager **Hank Bauer**, a 2-time "Manager of the Year" while with the Orioles in the sixties, and lefthander **Scott McGregor**, the club's 5th biggest winner who retired in '88, are the newest additions to the Orioles Hall of Fame...Total membership is now at 21.

Bauer, 67, managed the Orioles for 4 1/2 years ('64 to mid-'68) and led them to their 1st pennant and world championship in '66 after nearly winning the American League championship 2 years earlier, in '64. ...He was a Manager of the Year selection in each of those seasons, and won \$7,949.97 games in his 1st 3 seasons as the O's skipper.

Now retired and living in Overland Park, KS, he becomes the 3rd manager to be elected to the Orioles Hall of Fame, joining **Earl Weaver** and the late **Paul Richards** in that distinction.

The former U.S. Marine sergeant and World War II combat veteran, whose "tough" outward appearance belies his warmth and good nature, appeared in 9 World Series as a Yankees outfielder. He still holds the WS record for hitting safely in 17 consecutive games.

In 14 A.L. seasons he batted .277...In addition to the Orioles, he managed both the Kansas City A's in '61 & '62, and the Oakland A's ('69).

McGregor won 138 games for the O's, just one less than #4 **Mike Flanagan** in nearly 12 full seasons. He won 20 games in '80; pitched a shutout in the decisive 4th game of the '79 ALCS against California to clinch the pennant, and pitched another shutout, against the Phillies in game #5 of the '83 World Series, that brought a world championship to Baltimore.

A native Californian who, like **Bauer**, started his career in the Yankees organization, **McGregor** came to Baltimore in June '76 in a major trade that also brought **Tippy Martinez** and **Rick Dempsey** to the Orioles. Despite his Yankee connection, he pitched only for the Orioles at the big league level, and he's never left Baltimore. He and his family live in Towson where he serves as pastor to youth groups at the Rock Church.

He started 6 post-season games for the Orioles, and his combined ERA in those 6 outings was 1.63 (IP-49.2, ER-9)...His 23 shutouts are 5th on the O's list, as are his 83 complete games...He also ranks in strikeouts (304, 7th), games (356, 5th), and innings (2,141.1, 4th)...See list of O's lifetime leaders on page 20.

Scott, one of the best control pitchers in the game, walked an average of just over 2 batters per nine innings during his career, and once put together a string of 46 consecutive innings without issuing a base on balls.

The new Orioles Hall of Famers were chosen in separate elections... **McGregor** by a constituency that includes some 80 men and women from the Oriole Advocates, the local sports media and the Orioles front office, and **Bauer** by a special veterans committee of 16 senior representatives from those 3 groups.

The election procedures in both instances are based on those used by the National Baseball Hall of Fame, requiring mention on 75% of ballots cast. Candidates, to be eligible for either selection process, must have served a minimum of 3 full years with the Orioles.

To be eligible for the regular election a player, manager or coach must have ceased serving in the capacity of consideration for at least one year. The Veterans Committee examines the credentials of candidates who have been removed from that assignment for a minimum of 20 years...It was formed last year in an effort to offset any injustices inflicted on those who might have been passed over unfairly by voters not familiar with their achievements. In the 1st veterans election ('88), **Stu Miller** and **Jim Gentile** were elected.

The Orioles Hall of Fame was conceived in '77 by the Oriole Advocates and the suggestion of two former past presidents, **Allen Barrett** and **Jack**

O's HALL OF FAME (Con.t)

administer the annual elections, this year under the direction of the Committee chairman **Ray Weinstein**.

ORIOLE ADVOCATES

Advocates, Inc. is a unique non-profit organization, dedicated and stimulating interest in the game of baseball at both the professional levels. Founded in July, 1960, the Advocates will celebrate its 10th anniversary this summer.

It comprises some 75 men and women, drawn from a broad cross-section of the Baltimore area.

Over the years, the Advocates have made substantial financial donations to various causes, primarily to baseball-oriented youth organizations. They played a key role in the restoration of **Babe Ruth's** birthplace at 218 E. Madison St. and its conversion into the Babe Ruth/Orioles Museum; and, in 1977, the Orioles Hall of Fame. (See page 107).

The organization has also served as an essential right arm to the Orioles and Marketing Departments. In that connection, the Advocates' popular "Junior Orioles" program (low cost tickets for kids) has been administered for 25 years. Membership in that program grew from the first year to a record 20,000 in 1977.

The "Junior Orioles" Program in recent years has evolved into the "Baltimore Fans Club" (see page 13), but the Advocates continue to play a key role in its operation.

The Advocates also serve as distributors of Orioles souvenirs on "game days" at the ballpark, assuring that all eligible fans get the items they want.

The Advocates don't get paid for anything they do. They are actively demonstrating the importance of competence and hard work where there is a job to do.

President—**Robert V. Bates, DDS** . . . First Vice President—**Jack S. Goodwin** . . . Second Vice President—**J. Thomas** . . . Treasurer—**Joseph N. Karey** . . . Secretary—**Lawrence** . . . Immediate Past President—**Daniel J. March** . . . Board of Directors—**Barrett, Louis C. Minder, James R. Hedrick, Chairman: Fantastic Fans Club—Robert M. Blatchley, Kenneth Goon** . . . Orioles Hall of Fame—**Ray N. Weinstein, Jack Guthall**.

ORIOLES "DESIGNATED HITTERS"

"Designated Hitters" are a group of volunteers, businessmen and women from the Baltimore-Washington areas, who sell Orioles season tickets on their behalf. This year marks the 11th year for the highly successful program.

The program was created in 1980, and in its first five years of operation, season ticket sale ballooned by over 700%, from 1,623 to a record 11,738. That mark was already broken this season in January when the campaign continues thru opening day.

Membership in the "Designated Hitters," candidates must meet minimums according to a formula based on a blend of sales, and everyone must requalify each year.

The sales person was **Mike Pintzuk**. The program offers sales or commissions given to "DHs," but there are no year those whose early sales were particularly brisk get away to Cancun, Mexico.

Eligible for the annual spring junket to South Florida while in Miami. Then, during the season, leading "DHs" will be taken to Cooperstown, Boston, Chicago and Toronto.

The Kansas City Royals' highly successful "Royal Legends" organization was actually founded in September, 1980.

The concept was to attract talented people from the business community to serve as the ballclub's principal season ticket sales representatives. The results have been dramatic.

Along with former Mayor (now Governor) **Schaefer**, the "founding fathers" of the "Designated Hitters" included: **Owen Daly, Bill Beasman** and **Chris Hartman**; the Orioles' Vice President for Business Affairs **Bob Ayward**; Executive Director of Sales and Tickets **Lou Michaelson**, and former club Vice President **Al Harazin**, now senior vice president for the New York Mets.

The "DHs" have their own officers and board of directors, as well as an active social program. The "DH" Board: **Mike Duvall**, President; **Jake Jacobson, Leslie Bowyer, Natalia Leimkuhler, Lou Hurwitz, Bill Michael, Dev Slingluff, Sally McGraw, and Jennifer Scalfani**.

The Orioles season ticket sales figures for the past 9 years: '79—1,623 . . . '80—4,018 . . . '81—5,215 . . . '82—5,430 . . . '83—6,061 . . . '84—11,738 . . . '85—11,707 . . . '86—11,145 . . . '87—10,512 . . . '88—10,082 . . . '89—10,849.

COMING FROM BEHIND

The biggest deficit the O's have ever overcome to win a ballgame is 8 runs . . . They trailed the Carmines at Boston on Sep. 2, '56 by 0-8 after 2½ innings, but came back to win 11-10 with a 3-run rally in the top of the 9th. The winner was **Billy Loes** and the game was produced by the late **Bob Nieman**.

The biggest lead they've blown (and lost the game) is also 8, the same year. They led the Indians 9-1 after 3½ at Cleveland on June 27, '56, but lost 12-11 in 11 innings. **Hal Brown** took the loss.

The major league record for coming from behind is 12, on June 11, '11 by the Tigers who spotted the White Sox a 13-1 lead before storming back to win 16-15.

In '89, the Red Sox and Pirates blew 10-0 leads. Boston lost 13-11 in 12 innings, June 4 vs. Toronto and Pittsburgh fell 15-11 at Philadelphia, June 8. In that game, the Pirates scored 10 runs in the top of the 1st inning.

The Cubs spotted Houston a 9-0 lead, Aug 29 at Chicago, then roared back to win 10-9.

BALTIMORE & WASHINGTON CHAPTERS BASEBALL WRITERS ASSOCIATION OF AMERICA

TIM LIOTTA, Associated Press, Chairman

MEL ANTONEN, USA Today
PAUL ATTNER, The Sporting News
KENT BAKER, Morning Sun
TOM BOSWELL, Washington Post
KEN DENLINGER, Washington Post
JOHN EISENBERG, Morning Sun
BOB FACHET, Washington Post
JACK GIBBONS, Evening Sun
ALAN GOLDSTEIN, Morning Sun
DICK HELLER, Washington Times
JIM HENNEMAN, Evening Sun
MARK HYMAN, Morning Sun
PHIL JACKMAN, Evening Sun

*Sports Editor

RICHARD JUSTICE, Washington Post
MARTY KAISER, Morning Sun
MIKE LITWIN, Morning Sun
BOB MAISEL, Morning Sun
JACK MANN, Evening Sun
DON MARKUS, Morning Sun
KEN PICKING, USA Today
KEN ROSENTHAL, Evening Sun
PETER SCHMUCK, Morning Sun
GEORGE SOLOMON, Washington Post
JOHN STEADMAN, Evening Sun
BILL TANTON, Evening Sun

HONORARY MEMBERS

LEW ATCHISON **JIM ELLIOT** **SHIRLEY POVICH**
CHARLES BARBOUR **LUTHER (BUS) HAM** **MORRIS SIEGEL**
GORDON BEARD **WHEELER JOHNSON** **MERRELL WHITTLESLEY**
DOUG BROWN **GEORGE MINOT** **MARTIE ZAD**

PRINCIPAL RADIO-TELEVISION SPORTS COMMENTATORS

BALTIMORE

TELEVISION: WMAR (Ch. 2)—**SCOTT GARCEAU** (S.D.), **KEITH MILLS**, and **JACK DAWSON** . . . WJZ (Ch. 13)—**JOHN BUREN** (S.D.), **PAUL SHERRY** and **CHRIS ELY** . . . WBAL (Ch. 11)—**VINCE BAGLI** (S.D.) and **GERRY SANDUSKY**.
RADIO: WYST (1010)—**PHIL WOOD** . . . WQSR (105.7)—**TOM DAVIS** . . . WBAL (1090)—**JEFF RIMER** (S.D.) and **JIM WEST** . . . WCAO (600)—**BOB BARTEL** (S.D.) and **STAN CHARLES** . . . WPOC-FM (93.1)—**TED PATTERSON** (S.D.) . . . WBGR (860)—**WILLIAM NEWMAN** (S.D.).

AREA

TELEVISION: Washington: WUSA (Ch. 9)—**GLENN BRENNER** (S.D.), and **KEN MEASE** . . . WRC (Ch. 4)—**GEORGE MICHAEL** (S.D.) and **TODD WHITTORNE** . . . WJLA (Ch. 7)—**FRANK HERZOG** (S.D.) . . . WTTG (Ch. 5)—**STEVE BUCKHANTZ** (S.D.) and **NATHAN ROBERTS**.

Play-by-Play Broadcasts

ERS

EVISION (CH. 2)

er and Brooks Robinson

0 (1090 AM)

and Joe Angel

SPORTS (CABLE)

or, John Lowenstein, Tom Davis, Rex Barney

carry Orioles baseball for the 12th consecutive year... A television network will supplement WMAR, carrying major portions of the Baseball schedule into a 5-state area plus the District of Columbia.

C	WJZY (46)	Raleigh-Durham, NC	WLFL (22)
L	WBR	Richmond, VA	WRLH (35)
, NC	WGGT (48)	Rocky Mount, NC	WFBE
VA	WJPR (21)	Salisbury, MD	WMDT (47)
tona-		Sarasota, FL	W24AT
FL	WAYK (56)	Washington, DC	WDCA (20)
	York, PA	WPMT (43)	

Sponsors: Budweiser, C & P Yellow Pages, Baltimore Area Middle Atlantic Milk Marketing Association, McDonalds, Giant

Although this is the 3rd consecutive year under the station's contract with the Orioles, for WBAL Radio this will be the 25th time the Birds' games in the club's 37 American League seasons... to the O's flagship from '57 thru '78.

ns throughout much of Birdland and beyond will again be up Orioles games on two powerful 50,000 watt AM stations, Baltimore and WTOP (1500) in Washington... The rest of the 33-station Orioles network will fill in the gaps that those 2 ch.

Sponsors: Amoco Oil Company, Santoni's Markets, Charley Middle Atlantic Milk Marketing Association, Sears Brand Federal Savings, Baltimore Area Honda Dealers, Miller Beer Deep Eagle Dealers.

SPORTS is available to cable systems in the six-state "Capital Maryland, Virginia, Delaware and D.C.; and parts of North Carolina and Pennsylvania).

and operated by Group W Satellite Communications will televise 90 Orioles' games this year including five spring training games (15, 19, 29, 30), 66 home games and 19 on the road.

Sports also televises Caps Hockey and Bullets Basketball, major professional, collegiate and high school events of regional interest.

Sponsors: Subaru, Giant Food, Maryland State Lottery, All-Star Beer, Miller Beer, Rosecroft Raceway, Safeway, Texaco, The

ORIOLES 1990 RADIO NETWORK

WNRK-AM (1260)	Pennsylvania	Carlisle	WIOO-AM (1000)
WSEA-AM (900)	Chambersburg	WCHA-AM (800)	
	Elizabethtown	WPDC-AM (1600)	
WTOP-AM (1500)	Hanover	WHVR-AM (1260)	
	Harrisburg	WKBO-AM (1230)	
WAMD-AM (970)	Lancaster	WLPA-AM (1480)	
WNAV-AM (1430)	Lebanon	WLBR-AM (1270)	
WBAL-AM (1090)	York	WSBA-AM (910)	
WCEN-FM (106.3)	Virginia		
WTBO-AM (1450)	Charlottesville	WKAV-AM (1400)	
WTFD-AM (930)	Hopewell	WHAP-AM (1340)	
WARK-AM (1490)	Leesburg	WAGE-AM (1200)	
WPTX-AM (920)	Luray	WLCC-FM (106.3)	
WETT-AM (1590)	Virginia Beach	WGH-AM (1310)	
WDMV-AM (540)	Winchester	WINC-AM (1400)	
WLWV-AM (960)	West Virginia		
WTTT-AM (1470)			

ANNOUNCERS

JOE ANGEL

A native of Colombia, South America, Joe Angel begins his 11th year of broadcasting major league baseball, his 3nd with the Orioles. The 42-year-old Angel has over 21 years of broadcasting experience, eight years of calling major league baseball on radio including three seasons ('76-'78) for the San Francisco Giants on station KSFO and three years ('84-'86) for the Minnesota Twins on WCOO radio. He also handled television play-by-play for the Oakland A's for two seasons ('80-'81) on KPIX-TV.

Joe worked 14 years in both radio and television in the San Francisco area, including five years of Stanford University football, and four years of the University of San Francisco basketball in addition to his work with the Giants and A's. He has also served as a television sports anchor, a radio talk show host and has filled in occasionally on San Francisco 49ers radio broadcasts.

Joe, who quarterbacked on the same high school football team with **O.J. Simpson** (a team which at one point lost 21 straight games), was born in Bogota, Colombia in '47. His family immigrated to Chicago ten years later and after five years, moved to the Bay Area. It was there at Galileo High School in San Francisco that he played football with **Simpson**. Joe later attended City College of San Francisco.

Joe and his wife, **Antoinette**, reside in Rancho Murieta, CA (near Sacramento, CA) with their three children: **Tony** (22), **Natalie** (14) and **Jonathan** (12).

REX BARNEY

Rex returns for his 7th season with Home Team Sports. Known as the "Voice of Memorial Stadium" since '70, he will continue to handle the stadium's public address announcing.

Rex, who also served as the press box announcer for the Baltimore Colts from '69 to '83, has hosted a variety of radio sports shows in Baltimore. He presently has a daily report on WBAL-AM, and will host that station's sports talk show through the baseball season.

A former major league pitcher, Rex played with the Brooklyn Dodgers for six seasons ('43, '46-'50) and last June was inducted into the Brooklyn Dodgers' Hall of Fame. He appeared briefly with the Dodgers in '43 before being called into the service for three years of military duty. He returned to the Dodgers in '46 and compiled a career record of 35-31. His best season came in '48, when he won 15 games, including a 2-0 no-hit victory over the New York Giants.

Rex began his broadcasting career in '52 in New York City, doing Mutual Radio's Game of the Day from '55 to '57 and games in the New York area for WOR-TV.

In '82 and '83, he served as color commentator for 16 Orioles' telecasts on subscription television. A native of Omaha, Nebraska, Rex resides just a half-mile from Memorial Stadium.

TOM DAVIS

Baltimore native Tom Davis hosts the Orioles pre- and post-game shows, provides in-game updates of scores and The Orioles Report on HTS. He has handled these duties since '84, HTS' first season on the air.

The 42-year-old Davis is in his 19th season as a sportscaster in Baltimore and is a 4-time winner of the Maryland Sportscaster of the Year Award ('78, '84, '85 and '89).

Tom's assignments for HTS have included play-by-play for the O's and college basketball, doing pre-game coverage for hockey, covering boxing and Redskins football and hosting cable talk shows.

Tom gained national exposure doing NFL radio play-by-play and sideline reporting for NBC radio and television, ABC-TV and the Mutual Broadcasting System.

Currently, Tom can be heard in the mornings with his sportcasts on WOSR-FM. A veteran of the Baltimore sports scene, Tom began his professional career with WBAL radio in '71. He has also worked for WJZ-TV, WBAL-TV and WCBM radio.

Tom is a Calvert Hall and University of Baltimore graduate. He lives with

JOHN LOWENSTEIN

Oriole John Lowenstein returns for his 6th season as color commentator for Home Team Sports. He played his last game for the Orioles on April 1 and later that month began his sportscasting career calling the games on HTS. His insight and humor are key elements of the

major league career began in '70 with the Cleveland Indians. He stayed in Cleveland until '78 when he was traded to the Texas Rangers. After a year at Texas, John's contract was sold to Baltimore where he has spent the seasons with the Orioles.

Lowenstein compiled a .253 (3476-881) lifetime batting average in 1,368 big league games. His best season came in '82, when he batted .320 (322-103) with 122 runs and 66 rbi in 122 games for the O's while platooning with Cal Ripken Jr. The duo combined to produce a .292 average (612-173) with 127 runs and 131 rbi.

Lowenstein is married to a woman (1/27/47 at Wolf Point, MT) and his wife, Barbara, resides in

AVG.	G	AB	R	H	2B	3B	HR	RBI	BB	SO	SB	CS	HP
.000	3	2	0	0	0	0	0	0	1	1	0	0	0
.328	48	164	22	53	8	2	7	38	22	42	8	3	1
.284	26	67	7	19	4	2	1	11	11	13	5	1	1
.295	108	369	69	109	15	6	18	52	59	64	10	10	3
.256	17	43	3	11	3	1	1	6	1	9	1	0	0
.320	37	125	27	40	8	0	8	24	24	30	4	3	0
.186	58	140	15	26	5	0	4	9	16	28	1	5	0
.212	68	151	16	32	8	1	6	21	20	43	2	4	0
.292	98	305	42	89	16	1	6	40	40	23	5	3	0
.242	140	508	65	123	14	2	8	48	53	85	36	17	0
.242	91	265	37	64	5	1	12	33	28	28	15	10	0
.205	93	229	33	47	8	2	2	14	25	35	11	8	0
.242	81	149	24	36	6	1	4	12	21	29	1	8	0
.222	77	176	28	39	8	3	5	21	37	29	16	3	0
.254	97	197	33	50	8	2	11	34	30	37	16	4	0
.311	104	196	38	61	8	0	4	27	32	29	7	3	0
.249	83	189	19	47	7	0	6	20	22	32	7	6	0
.320	122	322	69	103	15	2	24	66	54	59	7	6	0
.281	122	310	52	87	13	2	15	60	49	55	2	1	0
.237	105	270	34	64	13	0	8	28	33	54	1	0	0
.077	12	26	0	2	0	0	0	2	2	3	0	0	0

.253 1368 3476 510 881 137 18 116 441 446 596 128 78 3

4: '82-9; '83-9; '84-3; '85-1. Total: 34.

and organization in June '68 free agent draft (18th round, regular phase) ... Signed on

Blue Jays from Cleveland in deal for outfielder Rico Carty on 12/6/76 ... Reacquired

in deal for infielder Hector Torres on 3/28/77.

Angers from Blue Jays in deal for outfielder Willie Horton and pitcher David Clyde on

by Orioles from Texas for \$20,000 waiver price on 11/27/78.

hip Series Record

G.	G	AB	R	H	2B	3B	HR	RBI	BB	SO	SB	CS	HP
7	4	6	2	1	0	0	1	3	2	2	0	0	0
7	2	6	0	1	1	0	0	2	1	2	0	0	0
7	6	12	2	2	1	0	1	5	3	4	0	0	0

G.	G	AB	R	H	2B	3B	HR	RBI	BB	SO	SB	CS	HP
6	13	2	3	1	0	0	3	1	3	0	0	0	0
4	13	2	5	1	0	1	1	0	3	0	0	0	0
10	26	4	8	2	0	1	4	1	6	0	0	0	0

JON MILLER

's best announcers, Jon will lend his talents to ESPN on a . His current arrangement will force him to miss approxi

ms have been sharing Jon with the country for 5 years an he called the action for NBC-TV's Saturday afternoon

ague baseball.

is 8th season on the Orioles' radio network. His major perience includes three years as radio play-by-play

oston Red Sox ('80-'82) and radio and television with

Jon has an extensive background in basketball, soccer and hockey during his 18 years in broadcasting. He did 10-15 games a season for the NBA's Golden State Warriors from 1979-82 and prior to that, was the voice of University of San Francisco basketball for 5 years. He has also announced MISL games for the San Jose Earthquakes and did both television and radio for the Washington Diplomats of the North American Soccer League in '77. He's broadcast soccer for the CBS, TVS and Satelcast networks.

A renowned mimic, Jon can be heard to imitate such outstanding baseball announcers as **Al Michaels**, **Vin Scully** and **Chuck Thompson** during breaks in the action (rain delays, etc.). Popular on the banquet circuit in the off-season, Jon attended numerous such functions across the country last winter and was a part of the Orioles Winter caravan.

In '86, he was named "Baltimore's Best Radio Sportscaster" by Baltimore Magazine and "Best Play-by-Play Broadcaster" by Washingtonian Magazine.

A native of the San Francisco Bay area, Jon now lives in Cockeysville, MD with his wife, **Janine**, and their children **Michelle**, **Holly**, **Emilie** and **Alexander**.

JIM PALMER

Broadcasting: Beginning his 2nd season calling play-by-play over the Orioles Television Network, Jim reached the pinnacle of his playing career when he was named to Baseball's Hall of Fame on the 1st ballot in January ... see page 104.

Jim spent 13 seasons doing baseball color for ABC-TV and occasionally did play-by-play for Home Team Sports Orioles broadcasts.

He's not a stranger to his broadcast partner, **Brooks Robinson**, either ... They played together for the better part of 13 years ('65-'77); both their numbers have been retired by the Orioles; both played their entire careers with the same club and both were, of course, elected to the Baseball Hall of Fame in their 1st year of eligibility.

The Orioles and Detroit Tigers (George Kell and Al Kaline) have baseball's only Hall of Fame announcing crews.

Pitching Distinctions: Unquestionably, the finest pitcher in the Orioles' 36-year history, Jim holds many club records including: most wins (268), losses (152), games (558), innings (3947.2), shutouts (53), complete games (211), strikeouts (2212) and walks (1311).

He won 20 games 8 times, earned 3 Cy Young Awards, started and won the pennant-clinching game 4 times ('66, '69, '70, '71), and was 8-3 in post-season play while pitching for the O's over a span of 20 years ('65 thru '84).

During his entire career, he **never** gave up a grand slam home run in regular or postseason play. (little known fact: **Johnny Bench** hit one off him in the International League during Jim's brief stint with Rochester in '68).

Last Hurrah: Made his final start, at Chicago, Apr 23, '84, but did not get a decision. Pitched in his last game as an Oriole, in relief, at Memorial Stadium on May 12, '84 against Oakland, but again was not a pitcher of record ... His final career victory was in game #3 of the '83 World Series at Philadelphia (see post-season below). Earned his 268th and last regular season win on Sep 30, '83, a 3-2 win over the Yankees at Baltimore in the 2nd game of a doubleheader.

Lifetime Victories/20-Win Seasons: Jim ranks 27th on the all-time list in victories ... he is one of only 3 pitchers in the 88-year history of the A.L. to have won 20 or more games in 8 or more seasons along with **Lefty Grove** (8, last time in '35) and **Walter Johnson** (12, last time in '25). The last major leaguer to do it was **Warren Spahn** (13 times, the last in '63).

Only 6 who have worked exclusively in the 20th century have won 20 or more 8 times, and in the entire history of the major leagues, Jim is one of only 16. He put that string together over a 9-year period from '70 thru '78 (was 7-12 in '74). He was 176-97 with a 2.54 era during that 9-season stretch.

Earned Run Average: His 2.8568 era is 4th on the all-time list (since era became an official statistic, '12 in NL and '13 in AL) among pitchers with 3,000 or more innings, behind: (1) **Walter Johnson**—2.37; (2) **Grover C. Alexander**—2.56; and (3) **Whitey Ford**—2.74. He ranks just ahead of #5

BROOKS ROBINSON (Cont.)

BIG LEAGUE CAREER: Brooks officially spent 20 years and 72 days as a player in the American League, spanning 23 seasons.

He played in 2,896 major league games, all of them with the Orioles, on the all-time list (**Pete Rose** leads at 3,562).

Only **Carl Yastrzemski** (3,308) and **Ty Cobb** (3,033) have played more American League games, and only 3 others in history have played more with one franchise: **Yastrzemski** (3,308), **Hank Aaron** (3,076) and **Stan Musial** (3,026).

Durability: Played in 97% of all Orioles games from July 9, '59 (when he turned from the minors for the last time) thru May 16, '76, a period of more than 16½ years. . . . Played at least 153 games in 14 of 15 years from '60 thru '75).

In the Orioles' 36-year history, only three other third basemen have played as many as 200 games at third base (**Doug DeGinces**-792, **Rick Bauer**-242, **Floyd Rayford**-203).

Opening Days: Started 20 consecutive opening day games for the Orioles from '57 thru '76 and batted .316 (79-25) with 6 home runs and 17 rbi.

Home Runs/RBI: Led AL in rbi (118) in '64 and also achieved career high 28 home runs that year. . . . Hit 17 or more homers nine times, 11 or more times. . . . His last year in double figures was '71 when he hit 20. . . . Holds record for most lifetime homers in Memorial Stadium (139). . . . Had 6 per grand slams, 4 of them in Baltimore.

hitting: Hit most home runs (37) and drove in most runs (167) against the Sox. . . . Twice put together strings of 8 straight hits: July 10 thru 15, '60 Aug. 21 thru 23, '63. . . . Holds AL record for most sacrifice flies, career 1.

Holds club records for games, at bats, runs, hits, doubles, triples, total rbi, rbi and extra base hits. . . . Has one-season mark for games (163, '61) and at bats (668, '61).

Fielding: Committed only 263 errors in 9,165 chances at 3rd base for a fielding percentage of .971. . . . Appeared in a total of 29 games at base (24) and shortstop (5) and committed only one boot in 31 tries. . . . It play anywhere defensively but at 3rd base after '63.

Star Games: Played in 18 consecutive all-star games from '60 thru '74, averaging two per year in '60, '61, '62. . . . Had lifetime average of .289.

Selected "MVP" in 1966 at St. Louis when he had three hits, including a run, while handling eight chances in the field. . . . Also homered in '67 at Anaheim. . . . Was also a serious contender for the award in '64 (at stadium) and '70 (at Cincinnati), when he went 2-for-3, hit a triple, a run, and drove in two others.

Three triples in all-star play and didn't make an error in 43 fielding chances.

Selected to starting lineup in Gillette-sponsored fan vote four times in '73, '74 after selection was returned to fans in '70. . . . Led AL in fan votes in '71 (1,110,469). . . . Started a total of 11 games. . . . Had last game at Detroit.

Season: Played first 39 postseason games in which the Orioles were in and batted a composite .303 (44-for-145)—.348 in 18 ALCS games and 21 WS games.

Homered in first WS at bat in first inning against Dodgers (at Dodger Stadium) '66 immediately following Frank Robinson's two-run homer (both r/sdale).

Leadslide "MVP" in '70 vs. Reds. . . . Hit .429 (9-for-21) and was defense. . . . His nine hits tied record for most hits in five-game series also contributed six rbi, two doubles, and two homers. . . . Erred fielding chance then handled 23 more flawlessly, many of them. . . . Stole at least two hits each from **Johnny Bench** and **Lee May** during the series that **Lee** gave him the nickname "Hoover" (as in Hoovers). . . . Made three errors in '76 WS chances.

Lead .486 average (18-for-37) after first three championship series in three straight games. . . . His lone hit in last CS in '74. . . . Mer off Oakland's "Confederate".

Major League Lifetime Records, 3B: Highest fielding percentage, 100 or more games (971). . . . Most seasons (23). . . . Most games (2,687). . . . Most chances accepted, excluding errors (8,902). . . . Most putouts (2,697). . . . Most assists (6,205). . . . Most double plays (618). . . . Most seasons leading league in games (8). . . . Most seasons leading league in assists (8).

American League Lifetime Records: Most seasons leading league in fielding (11). . . . Most seasons leading league in chances accepted, excluding errors (8). . . . Most games season (163, '61 & '64).

Nothing is Forever: His 268th and last home run provided one of the most emotional experiences in Orioles' history. It was Apr 19, '77 at Memorial Stadium, the O's trailed the Indians, 5-2, in the 10th. With one out and runners on 1st and 2nd, **Lee May** singled in a run. The O's now trailed by 2 as Brooks came to the plate as a pinch-hitter for **Larry Harlow**. He ran the count to "3 & 2", fouled off a number of pitches, then hit a home run into the left field stands off reliever **Dave LaRoche** to win the game, 6-5. There were only 4,826 fans at the ballpark that night, but none of them will ever forget the moment.

Signed for '77 as player-coach, but became coach exclusively on Sunday, Aug 21, when he went on the voluntarily retired list (in Minnesota) to make room on the roster for catcher **Rick Dempsey** who was returning to duty after 6 weeks on the disabled list.

An Orioles' record regular season crowd of 51,798 attended "Thanks Brooks" Day on Sunday, Sep 18, '77, against the Red Sox to pay tribute to the most important and beloved Oriole of modern times.

YEAR CLUB	AVG.	G	AB	R	H	2B	3B	HR	RBI	BB	SO	SB	CS	HP
1955 York-1	.331	95	354	72	117	17	3	11	67	47	64	1	—	6
Baltimore	.091	6	22	0	2	0	0	0	1	0	10	0	0	0
1956 San Antonio	.272	154	577	72	157	28	6	9	74	54	57	1	2	4
Baltimore	.227	15	44	5	10	4	0	1	1	1	5	0	0	0
1957 Baltimore	.239	50	117	13	28	6	1	2	14	7	10	1	0	1
San Antonio	.266	33	124	10	33	5	1	1	9	5	16	0	1	0
1958 Baltimore	.238	145	463	31	110	16	3	3	32	31	51	1	2	5
1959 Baltimore	.284	88	313	29	89	15	2	4	24	17	37	2	2	2
Vancouver	.331	42	163	20	54	9	2	6	30	6	14	2	1	0
1960 Baltimore	.294	152	595	74	175	27	9	14	88	35	49	2	2	0
1961 Baltimore	.287	163	668	89	192	38	7	7	61	47	57	1	3	4
1962 Baltimore	.303	162	634	77	192	29	9	23	86	42	70	3	1	1
1963 Baltimore	.251	161	589	67	148	26	4	11	67	46	84	2	3	1
1964 Baltimore	.317	163	612	82	194	35	3	28	118	51	64	1	0	4
1965 Baltimore	.297	144	559	81	166	25	2	18	80	47	47	3	0	2
1966 Baltimore	.269	157	620	91	167	35	2	23	100	56	36	2	3	5
1967 Baltimore	.269	158	610	88	164	25	5	22	77	54	54	1	3	4
1968 Baltimore	.253	162	608	65	154	36	6	17	75	44	55	1	1	4
1969 Baltimore	.234	156	598	73	140	21	3	23	84	56	55	2	1	3
1970 Baltimore	.276	158	608	84	168	31	4	18	94	53	53	1	1	4
1971 Baltimore	.272	156	589	67	160	21	1	20	92	63	50	0	0	3
1972 Baltimore	.250	153	556	48	139	23	2	8	64	43	45	1	0	2
1973 Baltimore	.257	155	549	53	141	17	2	9	72	55	50	2	0	3
1974 Baltimore	.288	153	553	46	159	27	0	7	59	56	47	2	0	3
1975 Baltimore	.201	144	482	50	97	15	1	6	53	44	33	0	0	1
1976 Baltimore	.211	71	218	16	46	8	2	3	11	8	24	0	0	1
1977 Baltimore	.149	24	47	3	7	2	0	1	4	4	4	0	0	0
M.L. Totals	.267	2896	10654	1232	2842	482	68	268	1357	860	989	28	23	53

—Signed by Baltimore as free agent on 6/1/55.

League Championship Series Record

YEAR CLUB	AVG.	G	AB	R	H	2B	3B	HR	RBI	BB	SO	SB	CS	HP
1969 Bal. vs. Min.	.500	3	14	1	7	1	0	0	0	0	0	0	0	0
1970 Bal. vs. Min.	.583	3	12	3	7	2	0	0	1	0	1	0	0	0
1971 Bal. vs. Oak.	.364	3	11	2	4	1	0	1	3	0	1	0	0	0
1973 Bal. vs. Oak.	.250	5	20	1	5	2	0	0	2	1	1	0	0	0
1974 Bal. vs. Oak.	.083	4	12	1	1	0	0	1	1	1	0	0	0	0
L.C.S. Totals	.348	18	69	8	24	6	0	2	7	2	3	0	0	0

World Series Record

YEAR CLUB	AVG.	G	AB	R	H	2B	3B	HR	RBI	BB	SO	SB	CS	HP
1969 Bal. vs. L.A.	.214	4	14	2	3	0	0	1	1	1	0	0	0	0
1969 Bal. vs. N.Y.	.053	5	19	0	1	0	0	0	2	0	3	0	0	0
1970 Bal. vs. Cin.	.429	5	21	5	9	2	0	2	6	0	2	0	0	0
1971 Bal. vs. Pit.	.318	7	22	2	7	0	0	0	5	3	1	0	0	0
W.S. Totals	.263	21	76	9	20	2	0	3	14	4	6	0	0	0

All-Star Game Record

ORIOLES TRAINERS

Nov 11, '55) is starting his 3rd season as the O's strength and conditioning coach with the big club and his 14th with the Orioles before coming to Baltimore. Richie spent 4 years with the Red Wings' head trainer and traveling secretary; he also assisted his predecessor, the late Ralph Kramida, in the Orioles' Miami training camp.

Richie is a graduate of Miami's Biscayne College (now Florida State College) and earned an M.S. in physical education from East Carolina University (Richmond, KY). He is certified by the National Athletic Trainers Association (NATA).

Richie was an assistant trainer with the Baltimore Orioles (Appalachian Rookie League) the next year, then served as head coach of the Orioles (Appalachian League) the next year, then served as head coach of the Orioles (Appalachian League) the next year, then served as head coach of the Orioles (Appalachian League) the next year.

Richie has 2 children: **Christopher** (7/8/80) and **Christina** (11/11/80). He is also a graduate of Biscayne College, where he earned a degree in physical education.

Richie is beginning his 2nd full year as the strength and conditioning coach for the Bluefield, WV Orioles (Rookie Appalachian League). He is also a graduate of Biscayne College, where he earned a degree in physical education.

Richie's career began in 1974 when he was hired by the Baltimore Orioles (Appalachian League) as an assistant trainer. He worked for the Orioles for 4 years, then moved to the Bluefield, WV Orioles (Rookie Appalachian League) in 1978. He came up to the Orioles to assist in the 1980 Little World Series (Triple Alliance) and was named MVP of the Orioles in 1980.

Richie has been a trainer to the Navy basketball team and has also worked as a trainer in the Venezuelan league.

Richie grew up in Annapolis. He was a 7th grade student at Annapolis High School where he played varsity football and basketball.

Richie is an Annapolis native who is also a graduate of St. John's University. He has 3 children: **Zachary** (11/11/80), **Rachel** (11/29/88) and **Christopher** (7/8/80). The Reeds now live in Annapolis.

STRENGTH AND CONDITIONING COACH

Richie, Dec 16, '55) joined the Orioles from West Virginia where he administered the strength and conditioning program for the Mountaineers compete. He is one of only a few coaches in major league baseball (along with the Pirates, Yankees and Mets).

Richie has 8 children (8 brothers, 2 sisters) in Parkersburg, West Virginia and as a football offensive guard and center. He was all-conference in both sports during his college career (Charleston) before transferring to Glenville State College in 1979.

Richie was an assistant track and baseball coach at Kent State University in Kent, OH (just over the WV border), then worked as a graduate assistant, and a year later was named strength and conditioning coach.

Richie worked in the 19 sports in which he was involved in contests. At West Virginia, he was instrumental in the construction of a new athletic center. As his last official act at WVU, he was named to the Fiesta Bowl where the Mountaineers won the national championship.

Richie's strength and conditioning program for the Orioles is in addition, he conducts clinics, seminars and is a member of the National Athletic Trainers Association.

MANAGERS AND COACHES

FRANK ROBINSON


20

Born: Aug. 31, 1935
Height: 6'1"; **Weight:** 195
Batted: R; **Threw:** R
Position: Outfield

Birthplace/Residence: Born in Beaumont, TX, but grew up in Oakland, CA. Now lives in Bel Air, CA (near Los Angeles) and Baltimore.

Tenure: Beginning his 38th year in professional baseball including 21 years as a player and the equivalent of 8 full seasons as a major league manager. This will be his 15th season with the Orioles, for whom he has been player, coach, manager and front office official.

Signed Originally with: Cincinnati.



HALL OF FAME: He was elected to the Hall of Fame at Cooperstown in '82 along with **Hank Aaron** after being named on 89% of the ballots cast (370 of 415). That was the 1st of 4 straight years in which at least one Oriole was elected.

He is one of only 21 to have been named to the Hall in his 1st year of eligibility (that list includes **Brooks Robinson** and **Jim Palmer**).

Frank was the 2nd of 7 former modern Orioles players to be so honored (date of election in paren): **Robin Roberts** ('76), **Brooks Robinson** ('83), **George Kell** ('83), **Luis Aparicio** ('84), **Hoyt Wilhelm** ('85) and **Jim Palmer** ('90). See page 105 for more details. Among them, he and **Brooks** are the only 2 wearing Orioles uniforms in their official Hall of Fame portraits, but **Palmer** will join them when he is inducted in August.

ORIOLES RETIRED NUMBERS

No.	Player	Year	No.	Player	Year
20	Frank Robinson (of)	1972	4	Earl Weaver (mgr)	1982
5	Brooks Robinson (3b)	1977	22	Jim Palmer (rhp)	1985
33	Eddie Murray (1b)	1989			

MANAGING/COACHING

Frank has managed the Cleveland Indians ('75-'77), Rochester Red Wings ('78), San Francisco Giants ('81-'84) and Orioles ('88-), as well as the Santurce Crabbers in the Puerto Rican League for 7 winters and the Culiacan Club in the Mexican Pacific Winter League ('77-'78).

MANAGER OF THE YEAR: After directing his team to a 32 1/2-game improvement over '88 and matching the '36 Boston Braves for the 3rd biggest one year improvement in modern history, Frank enjoyed a rare distinction. He won all 4 of the major American League "Manager of the Year" awards—BBWAA, The Sporting News, Associated Press and United Press International. He was the 5th Orioles skipper to have won at least one of the above, but the 1st to capture the BBWAA trophy which was initiated only in 1985.

Other Orioles managers to be honored: **Joe Altobelli**, **Hank Bauer**, **Paul Richards** and **Earl Weaver**. See "Orioles Award Winners" on page 39.

ORIOLES: Frank replaced **Cal Ripken** on Apr 12, '88, becoming the Orioles' 8th manager (excluding interim manager **Luman Harris**, who in Sep '61 filled out **Paul Richards'** final year).

He took over with the club at 0-6, and lost his first 15 games until the O's ended its record start-of-the-season losing streak at 21 (Apr 29). His

FRANK ROBINSON (Cont.)

ing the year he handed the reins to **Ellie Hendricks** because Frank missed 4 games from May 18 thru 20 (O's were 1-3). Hendricks was hospitalized, then missed 2 weeks from July 15 thru 28 during a successful surgery for the removal of a ruptured disc by Dr. Charles Silberstein. The cumulative record during his tenure was 4-11.

Orioles Managers Won-Lost Records

(212-167, .559)	Billy Hitchcock (163-161, .503)
407-318, .561)	Paul Richards (517-539, .490)
5 (54-100, .351)	Cal Ripken Sr. (68-101, .402)
1 (17-10, .630)	Frank Robinson (141-176, .448)
	Earl Weaver (1480-1060, .583)

son, Frank reassembled his coaching staff, retaining only those he inherited. That was **Ellie Hendricks**, whose relationship with the O's dates back to '68 when both played for the Orioles.

Cal Ripken Sr., the man he replaced as manager in April, to be coach; hired **Tom McCraw** with whom he had played in Anaheim, Cleveland, and San Francisco, as his batting coach; and **Johnny Oates**, another former Orioles' teammate, from whom he had just managed the Red Wings to the Governor's Cup. As pitching coach, **Al Jackson**, the highly regarded former pitching instructor in the acclaimed New York Mets system, was also in the Mets' system before joining the O's.

When he took over the ballclub in Apr '88, he was working for the 1st time as a front office official with the title, special assistant to the general manager, **Bennett Williams**.

Frank's 2nd tour of duty with the O's since he played here ('66 thru '76).

As a coach in '78, but spent most of that season managing in Baltimore. He moved back to Baltimore as a coach in '79 and '80. In the fall of '79, he was credited with helping to improve substantially the club's defense. In '80 he replaced **Jim Frey** (who left to manage the Royals) as the O's batting and 1st base coach. Frank '80 to manage the San Francisco Giants.

Frank returned to Baltimore 5 years later in '85, after nearly 4 seasons in the short stint ('84) as a coach with the Milwaukee Brewers. He was hired by Milwaukee the day after he was let go by the Orioles. He also worked with **Dalton** in Baltimore and Anaheim.

For the next 3 seasons, he served as bench/outfield coach under **Cal Ripken** ('85), **Earl Weaver** ('85-'86) and **Cal Ripken** ('87). Frank was named as special assistant to the president in October '87.

NTS: Named manager Jan 14, '81, replacing **Dave McLish** and replaced **Joe Altobelli**, and led the club to its 1st AL pennant. **Altobelli** did it in '78. The years '81 & '82 were the best in the club's history back-to-back in a decade. In '83 and '84, the O's finished below .500, and on Aug 4, '84, Frank was named interim skipper **Danny Ozark**.

Frank was named as the O's director of field operations/instruction and as the O's pitching coach, as well as **McCraw** (the O's current pitching coach).

ROCHESTER RED WINGS ('78): He started the season as an O's coach, but after **Ken Boyer** left the Wings to manage the St. Louis Cardinals (Apr 28), Frank replaced him at Rochester (May 9) and went 58-64 the rest of the way, before returning to Baltimore the following season.

CLEVELAND INDIANS ('74-'77): Frank joined the Indians as a player on Sep 12, '74, from California in a trade. Then, 3 weeks later, on Oct 4, the day after the season ended, he was named the first black major league manager in baseball history, replacing **Ken Aspromonte**.

Frank made a dramatic debut as playing manager on Apr 8, '75, before some 55,000 opening day fans at Cleveland Stadium. In his 1st at bat of that season (he was dh, batting 2nd), Frank homered off **Doc Medich** (later that inning, ex-Oriole teammate **Boog Powell** also homered).

The Indians won the game, 5-3, and Frank's effort was voted "most memorable moment" in Tribe history by Cleveland fans during baseball's observance of the U.S. bicentennial celebration.

In that 1st year, the Indians fell to 15 games below .500 by late June, but rallied and wound up 4th, just one game under. The next season, '76, they finished 3 games over .500. However, after a slow '77 start, Frank was released on June 19 and succeeded by **Jeff Torborg**.

For the rest of that year he coached with the Angels under Manager **Dave Garcia**, who had been his 3rd base coach in Cleveland in '75-'76.

PLAYING CAREER

MAJOR LEAGUE LEADER: He played for 21 seasons in the majors and is among the top ranking players of all time in 10 categories.

His 586 home runs represent the 4th highest figure in major league history behind **Hank Aaron** (755), **Babe Ruth** (714) and **Willie Mays** (660). See "500 Home Run Hitters" on page 122.

In addition, Frank ranks high in the following: games-2,808 (12th) . . . at bats-10,006 (14th) . . . runs-1,829 (10th) . . . hits-2,943 (20th) . . . doubles-528 (18th) . . . rbi-1,812 (12th) . . . total bases-5,373 (8th) . . . walks-1,420 (18th) . . . and hit by pitches-198 (3rd) behind **Don Baylor**-267 and **Ron Hunt**-243.

"MVP", BOTH LEAGUES: He is the only player ever to win the BBWAA "MVP" award in both leagues. He won the N.L. award in '61 and the A.L. award in '66. In addition, he was "MVP" in the '66 World Series and '71 All-Star game.

TRIPLE CROWN: Is one of only 11 players to have won the "Triple Crown" (accomplished 13 times, 2 each by **Ted Williams** and **Rogers Hornsby**). Frank did it in '66 with the O's. He, **Mantle** ('56) and **Carl Yastrzemski** ('67) are the only Triple Crown winners in the past 42 years (since **Williams**' second in '47).

HOME RUNS

He hit 343 in the N.L. and 243 in the A.L. . . . 388 were hit off righthanders and 198 off lefthanders.

VS. N.L. OPPONENTS: Astros (Colts)-11 . . . Braves-54 . . . Cardinals-46 . . . Cubs-54 . . . Dodgers-42 . . . Expos-0 . . . Giants-49 . . . Mets-12 . . . Padres-1 . . . Phillies-38 . . . Pirates-34 . . . Reds-2.

VS. A.L. OPPONENTS: Angels-14 . . . A's-20 . . . Brewers (Pilots)-14 . . . Indians-25 . . . Orioles-6 . . . Rangers (Senators)-31 . . . Red Sox-37 . . . Royals-15 . . . Tigers-28 . . . Twins-22 . . . White Sox-17 . . . Yankees-14.

33 PARKS: Frank holds the major league record for hitting home runs in most ballparks (33), including both regular season and World Series play. **Hank Aaron** is second at 32.

Among those, Crosley Field in Cincinnati (176) and Memorial Stadium (103) rank one-two in frequency. There were four stadia in which he played but did not hit a home run: Houston's Astrodome, Montreal's Expos Stadium, Sicks' Stadium in Seattle ('69 only) and Busch Stadium in St. Louis.

In regular season play Frank homered in 32 parks. His 33rd was Pittsburgh's Three Rivers in the '71 World Series.

GRAND SLAMS: Hit a total of seven slams, five of them in the N.L. . . . His only two bases loaded homers in the A.L. were hit in successive innings on Aug 20, '70 at R.F.K. Stadium in Washington off Senators' **Joe Coleman** and **Joe Grzenda**. Frank, **Jim Gentile** and **Jim Northrup** are the only ones ever

Record As Manager

WON	LOST	PCT.	G.B.	POSITION
79	80	.497	17	4th
81	78	.509	16	4th
26	31	.456	8	5th
58	64	.475	17	6th
56	55	.505	10 3/4	5th/3rd*
87	75	.537	2	3rd
79	83	.488	12	5th
42	64	.396	22	6th
54	101	.348	22	6th

FRANK ROBINSON (Cont.)

MORE/GAME: Hit two or more homers in a game 54 times (ranks 3rd in league history) . . . Hit three in a game for Reds at Crosley Field vs. St. Louis on Aug. 22, '59 . . . Had 16 two-homer games for O's.

IBBS AND ENDS: Hit his first at Wrigley Field off the Cubs' **Paul Minner** on Apr. 28, '56 and his last at Anaheim Stadium on July 6, '76 off the Angels' **Monge** . . . Hit most off N.L. righthander **Larry Jackson** (10) . . . Scored first run in ALCS history, in game #1 in '69 at Baltimore, and also hit the first off the Twins' **Jim Perry**.

ORIOLES: Hit his 500th major league homer in Baltimore in the 2nd inning of a two-night doubleheader against the Tigers' lefthander **Fred Luma** on Sep. 13, '71. At the time, he ranked 11th on the all-time list just behind **Harmon Killebrew** who had reached that milestone earlier that year after leaving Baltimore. Frank jumped past **Killebrew**, **Mel Ott**, **Ernie S.**, **Eddie Mathews**, **Ted Williams**, **Jimmie Foxx** and **Mickey Vernon**.

Frank became the first (and only) player ever to hit a ball completely out of Memorial Stadium on May 8, '66 (second game) when he blasted a **Luis** (Cleveland) offering over the left field stands.

set a major league record by hitting ten home runs in the month of May 1959, but that mark has since been pushed to 11 by **Willie Stargel**, **Rich Schmidt** and **Graig Nettles**.

a club record with 49 homers in '66 . . . Also set marks that year for homers by an Oriole against one opponent (11 vs. Det.) and most runs, Memorial Stadium (27).

TOP 14 CAREER HOME RUN LEADERS

Harry L. Aaron (RHB)	755	8. Mickey C. Mantle (SWB)	536
George H. Ruth (LHB)	714	9. James E. Foxx (RHB)	534
Ernie H. Mays (RHB)	660	10T. Theodore S. Williams (LHB)	521
Frank Robinson (RHB)	586	10T. Willie L. McCovey (LHB)	521
Harmon C. Killebrew (RHB)	573	12T. Edwin L. Mathews (LHB)	512
Donald M. Jackson (LHB)	563	12T. Ernest Banks (RHB)	512
Rich Schmidt (RHB)	548	14. Melvin T. Ott	511

LONG HOME RUNS/MEMORIAL STADIUM

Longest "measured" home run ever hit in Memorial Stadium was a 471' drive by **Killebrew** on May 24, 1964 off **Milt Pappas** over the hedge in left-center field. Added by two feet the only other blast that has ever cleared the hedge . . . That was **Log Powell** 469' to the same area off Boston's **Don Schwall** on June 22, 1962. In these three have been three balls hit into the hedge (approximately 450'), by **Billie** in 1954, by **Powell** in 1965 and by **Frank Robinson** in 1967.

Robinson is the only player to have hit a ball completely out of Memorial Stadium and game of a doubleheader with Cleveland on May 8, 1966. Frank hit a **Luis** over the left field stands and into the parking lot beyond, a drive that measured 540' and rolled to a stop 540' away from home plate.

OTHER CAREER HIGHLIGHTS

AS A PLAYER: Frank played in his last game as a player on Sep. 1, 1976 vs. Cleveland. He put himself in as a pinch-hitter for **Rudy May** in the 8th inning and singled in a run off **Rudy May**.

GAMES: Appeared in 11 all-star games as a player (six with four with Baltimore and one with California) and served as a pinch hitter while managing for Cleveland . . . Was "MVP" in '71 game at Baltimore. **Frank Robinson** hit another with one on off **Ellis** in same inning. (24-6) in all-star play with two home runs . . . Went 3-for-3 for the L.A. Coliseum) and homered off **Early Wynn**.

IES: Hit two key homers in '66 vs. Dodgers, both off **Don** . . . won Sport Magazine sports car . . . Hit his first in the opening game #1 at Dodger Stadium with **Russ Snyder** aboard (**Brooks** immediately with another and the O's led 3-0 before the Dodgers won the game 5-2 . . . In game #4 his 4th inning solo home run as the O's completed their sweep behind **Dave** . . .

ne #6 vs. Pittsburgh in Baltimore, Frank's base running in the owed the O's to tie the series at three games apiece.

Richie Hebner's tag with a head first slide . . . Then, he scored on **Brooks'** short sac fly to **Vic Davalillo** in center.

CINCINNATI: Spent ten full years with the Reds after three seasons in their farm system. Was N.L. "Rookie of the Year" in '56 . . . Tied league record for homers by a rookie (38, set by **Wally Berger** of the Braves), and set a rookie mark by being hit by pitched balls 20 times.

Won a Gold Glove in '58 . . . Led the N.L. three straight years in slugging percentage ('60-'61-'62) . . . Won N.L. "MVP" in '61 . . . Set personal career highs in '62 in average (.342), hits (208), doubles (51) and rbi (136) . . . Set N.L. record by leading in hit by pitcher for six straight years ('60 thru '65).

BALTIMORE: O's won four A.L. pennants and two world championships during his six years in Baltimore.

Won Triple Crown and MVP awards in A.L. and World Series in '66 . . . In addition to leading the league in average (.316), home runs (49) and rbi (122), he also paced the loop in total bases (367), runs (122) and slugging (.637).

Was batting .337 in late June '67 when he sustained serious injury in a second base collision with the White Sox' **Al Wels** . . . Missed a month and suffered from double vision for a year and a half afterward . . . Though he wound up with a .311 average that year, he slipped to .268 (with 15 homers and 52 rbi) in '68 while still recovering from that injury, compounded by an attack of mumps and a muscle tear in his right shoulder.

He returned to form the following spring and helped lead the O's to three straight pennants in '69, '70 and '71.

Following his trade to the Dodgers in Dec. '71, Frank's uniform #20 was retired. He was the first Oriole player to be so honored . . . In '77, he and **Brooks** became the first players to be inducted into the new Orioles Hall of Fame, originated by the Oriole Advocates in cooperation with the ballclub.

DODGERS-ANGELS: After one year ('72) in Los Angeles where he played for **Walter Alston**, Frank was traded to the Angels. At Anaheim he played nearly 2 years under **Bobby Winkles** and **Dick Williams**.

★ ★ ★

PERSONAL: One of 11 children . . . Graduated from McClymonds High School (Oakland) . . . Was basketball teammate of **Bill Russell** and played baseball there with **Vada Pinson**, **Willie Tasby** and **Charlie Beamon** . . . Hobbies: movies, music and Lakers basketball games . . . Attended Xavier University in Cincinnati.

Frank and his wife, the former **Barbara Anne Cole**, were married Oct. 28, '61 . . . They have 2 children: **Frank Kevin** (9/8/62) and **Nichelle** (8/24/65) . . . **Barbara** is a real estate agent in the Bel Air/Beverly Hills area. She recently sold a house to "**Magic**" **Johnson**, then sold his old house . . . **Nichelle**, worked in the Orioles PR Department for a number of years.

YEAR CLUB	AVG.	G	AB	R	H	2B	3B	HR	RBI	BB	SO	SB	CS	HP
1953 Ogden	.348	72	270	70	94	20	6	17	83	53	69	3	—	10
1954 Tulsa	.267	8	30	4	8	0	0	0	1	—	—	—	—	—
1955 Columbia	.336	132	491	112	165	32	9	25	110	88	65	6	—	5
1956 Columbia	.263	80	243	50	64	15	7	12	52	41	44	3	—	6
1957 Cincinnati	.290	152	572	122	166	27	6	38	83	64	95	8	4	20
1958 Cincinnati	.322	150	611	97	197	29	5	29	75	44	92	10	2	12
1959 Cincinnati	.269	148	554	90	149	25	6	31	83	62	80	10	1	7
1960 Cincinnati	.311	146	540	106	168	31	4	36	125	69	93	18	8	8
1961 Cincinnati	.297	139	464	86	138	33	6	31	83	82	67	13	6	9
1962 Cincinnati	.323	153	545	117	176	32	7	37	124	71	64	22	3	10
1963 Cincinnati	.342	162	609	134	208	51	2	39	136	76	62	18	9	11
1964 Cincinnati	.259	140	482	79	125	19	3	21	91	81	69	26	10	14
1965 Cincinnati	.306	156	568	103	174	38	6	29	96	79	67	23	5	9
1966 Baltimore	.296	156	582	109	172	33	5	33	113	70	100	13	9	18
1967 Baltimore	.316	155	576	122	182	34	2	49	122	87	90	8	5	10
1968 Baltimore	.311	129	479	83	149	23	7	30	94	71	84	2	3	7
1969 Baltimore	.268	130	421	69	113	27	1	15	52	73	84	1	2	12
1970 Baltimore	.308	148	539	111	166	19	5	32	100	88	62	9	3	13
1971 Baltimore—2	.306	132	471	88	144	24	1	25	78	69	70	1	1	7
1972 L.A.—3	.281	133	455	82	128	16	2	28	99	72	62	3	0	9
1973 California	.251	103	342	41	86	6	1	19	59	55	76	2	3	2
1974 Cal.-Cle.—4	.266	147	534	85	142	29	0	30	97	82	93	1	1	10
1975 Cleveland	.245	144	477	81	117	27	3	22	68	85	95	5	2	10
1976 Cleveland	.237	49	118	19	28	5	0	9	24	29	15	0	0	0
1977 Cleveland	.224	36	67	5	15	0	0	3	10	11	12	0	0	0
A.L. Totals	.286	1203	4137	745	1184	204	21	243	744	667	667	40	19	78

FRANK ROBINSON (Cont.)

Cincinnati on 12/9/65 in deal for pitchers Milt Pappas and Jack Baldschun and outfielder

Los Angeles Dodgers on 12/2/71 with pitcher Pete Richert in deal for pitchers Doyle

Brien, catcher Sergio Roberts and 1st baseman-outfielder Royle Sallman.

Los Angeles Angels from Dodgers with infielders Billy Grabarkewitz and Bobby Valentine and

Mike Strahler in deal for 3rd baseman Ken McMullen and pitcher Andy Messersmith.

and Indians from Angels in deal for outfielder Rusty Torres and catcher Ken Suarez.

and Indians from Angels in deal for outfielder Rusty Torres and catcher Ken Suarez.

and Indians from Angels in deal for outfielder Rusty Torres and catcher Ken Suarez.

and Indians from Angels in deal for outfielder Rusty Torres and catcher Ken Suarez.

and Indians from Angels in deal for outfielder Rusty Torres and catcher Ken Suarez.

and Indians from Angels in deal for outfielder Rusty Torres and catcher Ken Suarez.

and Indians from Angels in deal for outfielder Rusty Torres and catcher Ken Suarez.

and Indians from Angels in deal for outfielder Rusty Torres and catcher Ken Suarez.

and Indians from Angels in deal for outfielder Rusty Torres and catcher Ken Suarez.

and Indians from Angels in deal for outfielder Rusty Torres and catcher Ken Suarez.

and Indians from Angels in deal for outfielder Rusty Torres and catcher Ken Suarez.

and Indians from Angels in deal for outfielder Rusty Torres and catcher Ken Suarez.

and Indians from Angels in deal for outfielder Rusty Torres and catcher Ken Suarez.

and Indians from Angels in deal for outfielder Rusty Torres and catcher Ken Suarez.

and Indians from Angels in deal for outfielder Rusty Torres and catcher Ken Suarez.

and Indians from Angels in deal for outfielder Rusty Torres and catcher Ken Suarez.

and Indians from Angels in deal for outfielder Rusty Torres and catcher Ken Suarez.

and Indians from Angels in deal for outfielder Rusty Torres and catcher Ken Suarez.

and Indians from Angels in deal for outfielder Rusty Torres and catcher Ken Suarez.

and Indians from Angels in deal for outfielder Rusty Torres and catcher Ken Suarez.

and Indians from Angels in deal for outfielder Rusty Torres and catcher Ken Suarez.

and Indians from Angels in deal for outfielder Rusty Torres and catcher Ken Suarez.

and Indians from Angels in deal for outfielder Rusty Torres and catcher Ken Suarez.

and Indians from Angels in deal for outfielder Rusty Torres and catcher Ken Suarez.

and Indians from Angels in deal for outfielder Rusty Torres and catcher Ken Suarez.

and Indians from Angels in deal for outfielder Rusty Torres and catcher Ken Suarez.

and Indians from Angels in deal for outfielder Rusty Torres and catcher Ken Suarez.

and Indians from Angels in deal for outfielder Rusty Torres and catcher Ken Suarez.

and Indians from Angels in deal for outfielder Rusty Torres and catcher Ken Suarez.

and Indians from Angels in deal for outfielder Rusty Torres and catcher Ken Suarez.

and Indians from Angels in deal for outfielder Rusty Torres and catcher Ken Suarez.

and Indians from Angels in deal for outfielder Rusty Torres and catcher Ken Suarez.

and Indians from Angels in deal for outfielder Rusty Torres and catcher Ken Suarez.

and Indians from Angels in deal for outfielder Rusty Torres and catcher Ken Suarez.

and Indians from Angels in deal for outfielder Rusty Torres and catcher Ken Suarez.

and Indians from Angels in deal for outfielder Rusty Torres and catcher Ken Suarez.

and Indians from Angels in deal for outfielder Rusty Torres and catcher Ken Suarez.

and Indians from Angels in deal for outfielder Rusty Torres and catcher Ken Suarez.

and Indians from Angels in deal for outfielder Rusty Torres and catcher Ken Suarez.

and Indians from Angels in deal for outfielder Rusty Torres and catcher Ken Suarez.

and Indians from Angels in deal for outfielder Rusty Torres and catcher Ken Suarez.

and Indians from Angels in deal for outfielder Rusty Torres and catcher Ken Suarez.

His pitching career took place on June 26 in Toronto, where the O's were absorbing a 24-10 pasting . . . He worked 2.1 innings, allowed no runs, one hit and one walk while putting an end to the carnage inflicted upon 4 predecessors (**Mike Flanagan**, **Joe Kerrigan**, **Tippy Martinez**, and outfielder **Larry Harlow**). **Don Stanhouse** then pitched the 9th and also held the Jays scoreless.

In '79 he coached exclusively all year until Sep 1 when the roster expanded to 40 players . . . He made only one appearance, his last in the major leagues, at Detroit on Sep 19 and went 0-for-1 . . . He was not eligible for postseason play.

All-Star: He was the A.L.'s batting practice catcher and bullpen coach for the '82 All-Star game in Montreal.

★ ★ ★

YANKEES '76-'77: In '76, he played in 26 games for the Yankees after the June 15 trade from Baltimore and batted .210 (57-12).

Spent '77 shuttling between New York and Syracuse. He played in only 10 games for the Yankees and was not eligible for post-season play.

ORIOLES '68-'76: Ellie had been with the O's for nearly 9 full years when he was traded to the Cubs for **Tommy Davis** in Aug. '72 . . . However, when the season ended, he was reacquired by Baltimore.

100 Games/Year: Played in more than 100 games in each of the O's 3 pennant-winning seasons of '69-'70-'71 . . . He and **Andy Etchebarren** more or less split the regular catching job from '68 thru '71.

Weaver/Lane: **Earl Weaver** and **Frank Lane** were instrumental in convincing the O's to draft him from the Angels' AAA Seattle affiliate in Nov. '67 . . . Played for **Weaver** in Puerto Rico previously and Lane had scouted him in Mexico.

ALCS/WS: He compiled a .273 (66-18) average in 23 post-season games for the O's and Yankees (comprising five league championship series and four World Series).

'70 WS: Hit .364 (11-4) against the Reds with a home run and double and contributed significantly to the O's wins at Cincinnati in games #1 and #2.

In the opener, the Reds jumped out 3-0, but Ellie tied it in the 5th with a home run off **Gary Nolan** and the O's went on to win on **Brooks'** homer in the 7th . . . There was a play in the Cincinnati 6th in which Ellie was involved and that was as important as the home run.

"Carbo-Burkhart" Incident: One inning after Ellie had tied the game with his home run, the Reds had **Bernie Carbo** on 3rd representing the lead run, and only one out (**Brooks** had retired **Lee May** leading off the inning on a sensational play).

Pinch-hitter **Ty Cline** then chopped a high bouncer in front of the plate . . . As Ellie went out and grabbed it, **Carbo** headed home, Ellie dove and tagged **Carbo** a few feet up the line and umpire **Ken Burkhart**, who had been spun around by the players as they converged so that his back was to the play, called **Carbo** out.

Films later revealed that Ellie had tagged **Carbo** with one hand while holding the ball in the other, and that **Carbo** had missed the plate.

EARLY CAREER

PUERTO RICO: Ellie played for Santurce in the Puerto Rican Winter League each year from '60-'77, except in '71 when the O's went to Japan . . . His 112 homers in that loop rank him 2nd on the all-time list to former St. Louis Browns outfielder **Willard Brown** (120).

MINORS: He enjoyed his best minor league seasons in Jalisco in the Mexican League (AAA) where he hit 109 homers in 4 years and was known as the "**Babe Ruth** of Mexico" . . . In last season there ('67), he led the league in homers (41) and was 2nd in rbi (112).

He started his career in the Milwaukee Braves' organization ('59-'60), then spent 2 years at Winnipeg in the Cardinals' system ('62-'63) before going to Mexico.

PERSONAL: One of the most popular personalities ever to wear an Orioles uniform . . . He is very active in community projects in the Baltimore area . . .


LROD (ELLIE) JEROME HENDRICKS

0
ht: 185

e: Born and raised in St. is lived in Baltimore area e '70.

11 years in professional . . . Had 10 years, 89 days ague player.

ht: Milwaukee (Atlanta)



MAJOR LEAGUE CAREER

IZATION: This year will be the 22nd season opener for niform, most in club history (**Brooks Robinson** enjoyed irod has spent 20½ of the last 22 seasons in an O's

e Cubs during the last 6 weeks of '72 (**Tommy Davis** g the O's over the winter . . . Then he logged 1½ organization from June '76 thru the '77 season, before gain.

f '88: Ellie twice substituted for **Frank Robinson** as the latter was hospitalized with a bad back . . . Ellie m May 18-20 (1-3), then took over again for 2 weeks i (3-8) . . . His cumulative record during **Frank's** 2

ering his 14th year as the O's bullpen coach since his ition in '77 during **Earl Weaver's** 1st tour of duty.

during this span he's served as player-coach . . . In n May 18, replacing **Gary Roenicke** who had been ed on the roster for the balance of the year in the dual

ear he hit .333 (18-6) . . .

ELROD HENDRICKS (Cont.)

"Man of the Year" by the Oriole Advocates in '89. Received the **Lunn Memorial Service Award**, named after the late Oriole d presented by the Maryland Professional Baseball Players 1 Jan. '88 at the 35th Annual Tops in Sports Banquet... Elie award for his "many selfless years of service to the community," so selected the first "Man of the Year" by the Baltimore chapter al Conference of Christians and Jews in Feb. '83 and the ics "Man of the Year" in '87.

off-season he underwent rotator cuff surgery on his left

erated a 2-week baseball camp for youngsters the past 8 :Donogh School in Owings Mills.

wife, **Merle**, were married Jan. 14, '70 and are the parents of 1 (8/3/72) and **Ian Christopher** (11/28/76). They have lived in n area, near Baltimore, since the early 70s.

ren by a previous marriage: **Abigail** (7/13/62), **Elrod Jr.** '10/17/65) and **Berecia** (8/25/67).

AVG.	G	AB	R	H	2B	3B	HR	RBI	BB	SO	SB	CS	HP
.235	25	34	6	8	1	0	0	3	13	4	1	—	0
.235	73	217	36	51	8	1	11	36	28	52	0	0	4
(Out of organized ball)													
.211	69	213	25	45	7	2	3	22	27	36	3	—	4
.280	22	50	10	14	0	0	3	12	8	6	2	0	2
.292	67	202	43	59	8	4	10	45	48	38	3	0	2
.285	128	411	100	117	14	8	35	98	102	85	4	2	8
.301	122	386	78	116	19	2	23	87	107	55	6	6	10
.268	18	56	6	15	2	0	3	12	7	14	0	0	0
.316	131	434	124	137	18	4	*41	112	94	60	11	1	20
.222	13	36	3	8	1	0	2	4	2	12	0	0	0
.202	79	183	19	37	8	1	7	23	19	51	0	0	1
.244	105	295	36	72	5	0	12	38	39	44	0	1	2
.242	106	322	32	78	9	0	12	41	33	44	1	0	4
.250	101	316	33	79	14	1	9	42	39	38	0	0	2
.155	33	84	6	13	4	0	0	4	12	19	0	1	0
.116	17	43	7	5	1	0	2	6	13	8	0	1	0
.178	41	101	9	18	5	1	3	15	10	22	0	0	1
.208	66	159	18	33	8	2	3	8	17	25	0	0	1
.215	85	223	32	48	8	2	8	38	34	40	0	1	1
.174	54	132	8	23	2	0	4	9	10	23	0	1	0
.173	10	11	1	3	1	0	1	3	0	2	0	0	0
.181	56	135	30	38	9	0	11	37	21	16	0	0	4
.303	13	18	4	6	1	0	1	1	3	3	0	0	0
.00	1	1	0	0	0	0	0	0	0	0	0	0	0
22	694	1845	198	410	65	7	60	222	216	311	1	4	12
16	17	43	7	5	1	0	2	6	13	8	0	1	0
10	711	1888	205	415	66	7	62	228	229	319	1	5	12

25,000 in major league draft from Seattle roster (Angels) on 11/28/67.
in 8/18/72 in straight waiver deal for outfielder Tommy Davis... Reacquired from je for catcher Francisco Estrada.
3/15/76 along with pitchers Ken Holtzman, Doyle Alexander, Grant Jackson, and m Rochester to Syracuse) in deal for pitchers Tippy Martinez, Rudy May Dave assigned from Syracuse to Rochester) and catcher Rick Dempsey.
time as free agent in Nov. '77.

Series Record

G	AB	R	H	2B	3B	HR	RBI	BB	SO	SB	CS	HP
3	8	2	2	2	0	0	3	1	2	0	0	0
1	5	2	2	0	0	0	0	0	1	0	0	0
2	4	1	2	0	0	1	2	1	1	0	0	0
3	6	1	1	0	0	0	0	1	3	0	0	0
1	1	0	1	0	0	0	0	0	0	0	0	0
10	24	6	8	2	0	1	5	3	7	0	0	0
G	AB	R	H	2B	3B	HR	RBI	BB	SO	SB	CS	HP
3	10	1	1	0	0	0	0	1	0	0	0	0
3	11	1	4	1	0	1	4	1	2	0	0	0
6	19	3	5	1	0	0	1	3	3	0	0	1
2	2	0	0	0	0	0	0	0	0	0	0	0
4	42	5	10	2	0	1	5	5	5	0	0	1

AL JACKSON


31

Born: Dec. 25, 1935
Height: 5'9"; Weight: 180
Batted: L. Threw: L.
Position: Pitcher

Birthplace/Residence: Born and raised in Waco, TX... Resides in Dix Hills, NY.

Years: His career has spanned 35 years in professional baseball, including 25 years with the New York Mets' organization... Pitched for 10 seasons in the majors, all in the National League.

Signed Originally with: Pittsburgh.



PITCHING COACH: Last year, became the Orioles' 7th pitching coach, but the 5th in 5 years... This is his 2nd hitch as a major league pitching coach... He held that post between '77-'79 with the Red Sox under **Don Zimmer**.

COACHING CAREER: His playing career ended on Apr. 13, '70, and in the 20 years since, he has served as a minor league coach or manager in the Mets' system for 16 years, spent 3 years with the Red Sox (see above) and one with the O's.

He served as the Mets' roving minor league pitching instructor for a combined total of 12 years including '85-'88. Also had that role from '70-'75, '80, and '82... He managed in the Appalachian League in '76 (Marion) and '81 (Kingsport) and was a coach at Tidewater in the International League, '83-'84.

MAJOR LEAGUE CAREER: Pitched for 2 different world championship teams, but never appeared in a World Series game... Won 9 games for the World Champion St. Louis Cardinals in '67 and was eligible for World Series but did not appear... Began the '69 season with the eventual World Champion New York Mets and appeared in 9 games before he was sold to the Reds in June.

Was 43-80 (.350) in 5½ seasons with the Mets, but was 24-19 (.558) the rest of his career with the Pirates, Cardinals and Reds.

'62-'65 METS: Averaged 10 wins a season in those 4 years; team averaged 48 wins a season during that span... Led the club in wins 3 times, including '63 when he went 13-17 while the team was 51-111... In '62, 4 of his 8 wins came via shutout, the only shutouts thrown by the Mets in their inaugural season.

Pitched 15 innings vs. Phillies on Aug. 14, '62, a Mets record... His 123 decisions are 4th behind only **Tom Seaver**, **Jerry Koosman** and **Jon Matlack**... Ranks 5th on Mets' all-time list in complete games (41) and shutouts (10), 7th in innings (980), and 10th in strikeouts (561) and wins (43).

'66 CARDINALS: In '66, was the Cardinals' #2 starter behind **Bob Gibson** and was 2nd on club in wins, starts and complete games.

MINOR LEAGUE CAREER: Posted an 84-58 (.592) career record in 7 minor league seasons... Best year was '58, when he went 18-9 and led the Western League in era (2.07) while pitching at Lincoln... In 3 straight years at Columbus (AAA), he finished 2nd, 5th and 4th in earned run average in the International League.

AMATEUR CAREER: Was a 3 sport star at Moore High School in Waco, TX and was named school's outstanding athlete as a senior... Attended Wiley College (Marshall, TX) and Paul Quinn College (Waco, TX).

PERSONAL: He and his wife, **Nadine**, have 2 sons: **Reggie** (31) and **Barry**

AL JACKSON (Cont.)

	W-L	ERA	G	GS	CG	SHO	SV#	IP	H	R	ER	BB	SO
S	8-5	2.79	15	15	9	2	—	116	102	42	36	65	80
S	14-10	2.87	37	27	13	3	—	207	176	78	66	95	114
	0-2	6.23	5	0	0	0	—	13	14	11	9	7	12
	7-6	3.86	24	10	2	0	—	84	82	47	36	25	38
	0-1	6.55	3	0	0	0	—	11	14	9	8	14	6
	18-9	2.07	31	29	16	4	—	230	189	99	53	101	102
	0-0	6.50	8	3	0	0	0	18	30	14	13	8	13
	15-4	2.33	26	19	12	4	—	162	130	47	42	51	111
	10-14	3.06	35	29	8	4	—	197	159	81	67	58	122
	12-7	2.89	31	26	12	1	—	196	187	80	63	44	108
	1-0	3.42	3	2	1	0	0	23.2	20	10	9	4	13
	8-20	4.40	36	33	12	4	0	231.1	244	132	113	78	118
	13-17	3.96	37	34	11	0	1	227	237	128	100	84	142
	11-16	4.26	40	31	11	3	1	213.1	229	115	101	60	112
	8-20	4.34	37	31	7	3	2	205.1	217	111	99	62	120
	13-15	2.52	36	30	11	3	0	232.2	222	82	65	45	90
	9-4	3.95	38	11	1	1	1	107	117	61	47	29	43
	3-7	3.69	25	9	0	0	3	92.2	88	42	38	17	58
	0-0	10.64	9	0	0	0	0	11	18	13	13	4	12
	1-0	5.33	33	0	0	0	3	27.1	27	17	16	17	12

67-99 3.98 302 184 54 14 11 1389.1 1449 725 614 408 726

Saves were unofficial until '69, when rule was initiated

burgh organization.

York Mets in National League expansion draft on 10/10/61.

Louis, along with 3rd baseman Charlie Smith, in deal with New York for 3rd baseman

York Mets on 10/13/67, as player to be named later, in deal with St. Louis for pitcher

TOM McCRAW

940
ght: 190

se-outfield

nce: Born in Malvern, AR...
e, CA and now resides in

is 31st season in professional
a coach or instructor...
ason as the Orioles' hitting

with: Chicago White Sox.



w's path with O's Manager **Frank Robinson** has crossed 5
part of '74, the pair were teammates at California; late in '74
ner at Cleveland and the following season McCraw began
er as a player-coach for the Indians under player-manager
3-'84, at San Francisco, McCraw was a coach for

OR: Has a total of 9 years experience as a major league
minor league instructor... Was the Mets' roving hitting
... Spent the previous 3 years as a major league coach
(83-'85) and 8 years in the Cleveland organization as a
h ('75, '79-'82) and minor league instructor ('76-'78).

Played 13 seasons in the majors, all in the A.L., including
x.

'70: Hit 3 home runs and had 8 rbi in one game at
l, '67... In '68, led A.L. 1st basemen in assists (93) and
and was 2nd in the league in triples (12) and 9th in stolen
year, he also tied a major league record for most errors in
aseman with 3 against the Yankees on May 3.

d the majors with 3 pinch-hit homers, all in the 9th inning
t RFK Stadium, he hit short pop fly that resulted in an
mer when 3 Indians collided (one of whom

INDIANS, ANGELS, '74-'75: In his last 2 seasons, he batted a combined .291
(.282-.82), the 2 best seasons of his ML career.

MINOR LEAGUE CAREER: Batted .310 (1579-490) in 3 1/2 seasons in the
minors... Won the American Association batting title in '62 (.326) and
finished 5th in the Pioneer League with a .327 mark the year before.

AMATEUR: Is a '58 graduate of Venice High School, where he was All-Los
Angeles as a senior... Also played basketball... Attended Santa Monica
City College and was all-conference in basketball and baseball.

PERSONAL: Owns a T-shirt business in Huntsville, AL... Has 2 children:
Brian (8/3/66) and Maria (3/21/68).

YEAR CLUB	AVG.	G	AB	R	H	2B	3B	HR	RBI	BB	SO	SB	CS	HP
1980 Clinton—1	.286	116	413	72	118	16	12	9	79	36	62	26	—	15
1981 Idaho Falls	.327	115	446	84	146	27	10	11	96	46	62	22	4	8
1982 Indianapolis	*.326	140	525	93	171	29	11	7	59	67	81	19	—	8
1983 Indianapolis	.282	53	195	27	55	9	3	4	17	17	31	14	3	1
Chicago (A)	.264	102	280	38	71	11	3	6	33	21	46	15	4	3
1984 Chicago	.261	125	368	47	96	11	5	6	36	32	65	15	7	4
1985 Chicago	.238	133	273	38	65	12	1	5	21	25	48	12	7	3
1986 Chicago	.229	151	389	49	89	16	4	5	48	29	40	20	11	5
1987 Chicago	.236	125	453	55	107	18	3	11	45	33	55	24	10	1
1988 Chicago	.235	136	477	51	112	16	12	9	44	36	58	20	5	5
1989 Chicago	.258	93	240	21	62	12	2	2	25	21	24	1	3	3
1990 Chicago—2	.220	129	332	39	73	11	2	6	31	21	50	12	3	4
1970 Chicago—3	.213	122	207	33	44	6	4	7	25	19	38	3	3	5
1971 Washington—4	.258	129	391	43	101	13	5	7	33	41	47	12	10	4
1972 Cleveland—4	.265	99	264	25	70	7	0	3	24	30	42	3	2	2
1973 California	.265	56	119	21	34	8	0	3	17	12	13	2	1	0
1974 California—5	.286	56	119	21	34	8	0	3	17	5	11	0	1	1
Cleveland	.304	45	112	17	34	1	1	2	5	7	7	4	1	0
1975 Cleveland—6	.275	23	51	7	14	1	1	2	5	7	7	4	1	0

M.L. Totals .246 1468 3956 484 972 150 42 75 404 332 544 143 68 40

* Led League

1—Signed by Chicago White Sox organization on 12/20/59.

2—Acquired by Washington from Chicago in deal for outfielder Ed Stroud on 3/29/71.

3—Acquired by Cleveland from Washington, along with outfielder Roy Foster, in deal for outfielder Ted Ford.
on 4/3/72

4—Acquired by California from Cleveland, along with second baseman Bob Marciano (assigned to Salt Lake
City from Oklahoma City), in deal for shortstop Leo Cardenas, on 4/2/73.

5—Contract purchased by Cleveland from California on 7/17/74.

6—Player-coach with Cleveland.

CURT MOTTON

47

Born: Sep. 24, 1940

Height: 5'8"; Weight: 175

Batted: R; Threw: R

Position: Outfielder

Birthplace/Residence: Born in Darnell, LA and
grew up in Oakland, CA... Resides in
Rochester, NY.

Tenure: Has spent 21 years in professional
baseball, 14 in the Orioles' organization as a
player and coach at the major league levels.

Signed Originally with: Chicago Cubs.



COACHING: Joined the Orioles' coaching staff last March, just prior to the
season opener... Had served as a coach at Rochester the previous 3 years
(86-'88)... Serves as outfield coach and charts the Orioles' hitters and the
O's defense.

For the 1st 5 years after his playing career ended in '74, Curt worked in
real estate and insurance sales... His coaching career began in '81 as a
minor league instructor for the San Francisco Giants, who were then
managed by **Frank Robinson**... Remained with the Giants thru '85 before
rejoining the Orioles' organization in '86.

MAJOR LEAGUE CAREER: Served effectively as a reserve outfielder and top
right-handed hitting pinch hitter, '67-'71... Hit 5 career pinch homers with the
Orioles (4 of 5) between 1968-'71 and the O's won 3 A.L.

CURT MOTTON (Cont.)

ITS: Won 2 games that year with pinch home runs... Homered in **Rooker** on Aug 6 with one on in the 8th to give O's 2-1 win; later his homer in the top of the 10th off **Paul Linblad** beat... Also had a 2-homer game at California on Aug 9, hitting off **Rudy May**... In game #2 of LCS against Minnesota, he pinch-hit single in the bottom of the 11th inning off **Ron** scoring **Boog Powell** to give O's 1-0 win... Was batting for each **Elrod Hendricks**.

SEASON HEROICS: His pinch-hit rbi double with 2 out in the 7th wipe out Oakland's 3-1 lead in game #1 of the '71 LCS, as the runs to win 5-3.

1 a .308 (782-241) lifetime average at Rochester, tied for 10th in club's history... Before making his major league debut in '67 he batted .307 (1949-599) in 5 minor league seasons, '62-'63, winning all of '64 and much of '65 while serving in the military.

Winning 2 minor league batting titles... Finished 2nd in batting in '63 and again in International League in '67.

TEER: Graduated from Encinal High School in Alameda, CA in '58 in baseball, basketball, football and track... Helped lead to the Connie Mack World Series in St. Joseph's, MO in '59... a Rosa (CA) Junior College and the University of California.

the father of a daughter: **Simone Nicole** (2/10/71)... Curt is in (3 brothers, 5 sisters).

AVG.	G	AB	R	H	2B	3B	HR	RBI	BB	SO	SB	CS	HP
.291	124	440	70	128	22	4	13	69	96	77	4	—	7
.333	130	457	104	152	28	8	10	90	90	58	22	4	4
(Military Service- Did not play)													
.275	44	167	24	46	4	1	6	20	19	26	9	3	1
.287	112	394	72	113	19	7	11	62	71	78	21	5	10
.337	27	104	22	35	5	3	4	13	12	13	3	2	0
.323	113	387	83	125	29	4	18	70	72	64	2	7	5
.200	27	85	5	13	2	0	2	9	5	14	0	1	2
.198	83	217	27	43	7	0	8	25	31	43	1	3	1
.303	56	89	15	27	6	0	6	21	13	10	3	1	1
.226	52	84	16	19	3	1	3	19	18	20	1	2	1
.189	38	53	13	10	1	0	4	8	10	12	0	0	0
.320	26	75	15	24	3	0	5	15	19	17	1	0	2
.156	48	45	7	7	1	0	1	3	6	14	0	0	0
.152	28	66	10	10	2	1	4	14	14	15	3	0	2
.213	31	89	19	19	4	0	6	11	28	22	0	0	1
.222	33	81	18	18	4	0	2	11	30	17	1	0	1
.333	5	6	2	2	0	0	1	4	1	1	0	0	0
.300	74	210	48	63	12	0	8	46	58	42	0	0	7
.000	7	8	0	0	0	0	0	0	2	2	0	0	0

.213 316 567 85 121 20 1 25 89 86 116 5 7 8

by the Chicago Cubs.

from the Cubs' organization on 11/26/72.

to the Brewers for RHP Bob Reynolds (named later) and cash on 12/9/71.

to the Angels for Archie Reynolds (named later) on 5/26/72.

by the Orioles on 7/18/73.

Ship Series Record

VG.	G	AB	R	H	2B	3B	HR	RBI	BB	SO	SB	CS	HP
500	2	2	0	1	0	0	0	1	0	0	0	0	0
000	1	1	0	1	0	0	0	1	0	0	0	0	0
000	1	1	0	0	0	0	0	0	0	0	0	0	0

500 4 4 0 2 1 0 0 2 0 0 0 0 0 0

000 1 1 0 0 0 0 0 0 0 0 0 0 0 0

VG. G AB R H 2B 3B HR RBI BB SO SB CS HP

000 1 1 0 0 0 0 0 0 0 0 0 0 0 0

000 1 1 0 0 0 0 0 0 0 0 0 0 0 0

000 1 1 0 0 0 0 0 0 0 0 0 0 0 0

000 1 1 0 0 0 0 0 0 0 0 0 0 0 0

000 1 1 0 0 0 0 0 0 0 0 0 0 0 0

000 1 1 0 0 0 0 0 0 0 0 0 0 0 0

000 1 1 0 0 0 0 0 0 0 0 0 0 0 0

000 1 1 0 0 0 0 0 0 0 0 0 0 0 0

000 1 1 0 0 0 0 0 0 0 0 0 0 0 0

000 1 1 0 0 0 0 0 0 0 0 0 0 0 0

000 1 1 0 0 0 0 0 0 0 0 0 0 0 0

000 1 1 0 0 0 0 0 0 0 0 0 0 0 0

000 1 1 0 0 0 0 0 0 0 0 0 0 0 0

000 1 1 0 0 0 0 0 0 0 0 0 0 0 0

000 1 1 0 0 0 0 0 0 0 0 0 0 0 0

000 1 1 0 0 0 0 0 0 0 0 0 0 0 0

000 1 1 0 0 0 0 0 0 0 0 0 0 0 0

000 1 1 0 0 0 0 0 0 0 0 0 0 0 0

000 1 1 0 0 0 0 0 0 0 0 0 0 0 0

000 1 1 0 0 0 0 0 0 0 0 0 0 0 0

000 1 1 0 0 0 0 0 0 0 0 0 0 0 0

000 1 1 0 0 0 0 0 0 0 0 0 0 0 0

000 1 1 0 0 0 0 0 0 0 0 0 0 0 0

000 1 1 0 0 0 0 0 0 0 0 0 0 0 0

000 1 1 0 0 0 0 0 0 0 0 0 0 0 0

000 1 1 0 0 0 0 0 0 0 0 0 0 0 0

000 1 1 0 0 0 0 0 0 0 0 0 0 0 0

000 1 1 0 0 0 0 0 0 0 0 0 0 0 0

000 1 1 0 0 0 0 0 0 0 0 0 0 0 0

000 1 1 0 0 0 0 0 0 0 0 0 0 0 0

000 1 1 0 0 0 0 0 0 0 0 0 0 0 0

000 1 1 0 0 0 0 0 0 0 0 0 0 0 0

JOHNNY OATES

46

Born: Jan. 21, 1946

Height: 6'0"; Weight: 185

Batted: L. Threw: R

Position: Catcher

Birthplace/Residence: Born in Sylva, VA...

Grew up in Prince George, VA (near

Richmond)... Has a home in Wilmette, IL

and in Colonial Heights, VA.

Years: Has spent the last 22 years in

professional baseball, including the last 8 as a

major league coach or minor league

manager... His playing career spanned 15

seasons, 6 in the Orioles' organization.

Signed Originally with: Orioles.



'88, I.L. MANAGER OF THE YEAR: Returned to the Orioles' organization last year after a 16-year absence and was named International League Manager of the Year as he guided Rochester to a 77-64 record, the I.L.'s Western Division crown and the league championship, its 1st since '74.

MORE ON MINOR LEAGUE MANAGING: Has held 3 minor league managing posts, and despite spending only one year at each has led all 3 clubs to postseason and 2 to league titles... In the Yankees' system in '82, he guided Nashville (AA) to the Southern League championship and a 77-67 record... A year later at Columbus, the Yankees' team in the International League, Oates' club was 83-57 and won the regular season championship before bowing out in the playoffs... Has a 237-188 (.558) managing record.

COACHING: In his only other tour as a major league coach he served 4 years ('84-'87) with the Chicago Cubs... While with the Cubs, he served at various times as dugout, bullpen and bench coach... Credited with improving catcher **Jody Davis**.

PLAYING CAREER: Played with 5 major league clubs during his 10-year major league career... Singled in his 1st major league at bat, Sep. 17, '70 at RFK Stadium off Washington's **Dick Bosman**, now pitching coach at Rochester... In his rookie season with the Orioles in '72, he led all A.L. catchers in fielding percentage.

Had his best season in '75, when he was traded from Atlanta to Philadelphia early in the season and wound up as the Phillies starter, batting 286 in 90 games... Was the Phillies' opening day catcher in '76, but broke his collarbone in a home plate collision with Cincinnati's **Dave Parker** and was sidelined until mid-June, long enough for **Bob Boone** to prove himself as the new starter... Went over to the Dodgers for 3 seasons ('77-'79) and played on 2 N.L. pennant winners ('77-'78) as the 3rd catcher behind **Steve Yeager** and **Joe Ferguson**... Dodgers' Manager **Tommy LaSorda** called him "one of the most intelligent catchers in the game."

MINOR LEAGUES: Played most of his minor league career in the Orioles' organization under **Joe Atobelli** and **Cal Ripken Sr.**, except for one season under **Harry Malmberg**. Credits **Ripken** as the most influential, teaching him everything he knows about catching.

PERSONAL: He and his wife, **Gloria**, have 3 children: **Lori** (6/25/71), **Andy** (3/5/76) and **Jenny** (11/14/78)... In the offseason, John is an executive with the Halo Corporation, the 9th largest manufacturer of advertising specialties in the country... Earned a degree in health and physical education from Virginia Tech in '68... Elected to Tech's Sports Hall of Fame in '83.

JOHNNY OATES' MANAGERIAL RECORD

YEAR	CLUB	CLASS	LEAGUE	W-L	PCT.	POS.
1982	Nashville	AA	Southern	77- 67	.535	2nd
	Columbus	AAA	International	83- 57	.593	1st

JOHNNY OATES (Cont.)

AVG.	G	AB	R	H	2B	3B	HR	RBI	BB	SO	SB	CS	HP
.417	5	12	5	5	1	0	1	4	2	0	0	1	0
.283	48	156	22	45	5	2	3	19	24	13	2	2	0
.263	70	194	24	51	9	3	0	23	33	14	2	0	0
.288	66	191	24	55	12	2	1	18	20	9	0	1	0
.375	9	16	1	6	1	0	0	4	4	2	0	0	0
.278	5	18	2	5	0	1	0	2	2	0	0	0	0
.277	114	346	49	96	16	3	7	44	49	31	10	4	0
.261	85	253	20	66	12	1	4	21	28	31	5	7	0
.248	93	322	27	80	6	0	4	27	22	31	1	4	1
.223	100	291	22	65	10	0	1	21	23	24	2	3	0
.222	8	18	0	4	1	0	0	0	1	4	0	0	0
.296	90	269	28	77	14	0	1	25	33	29	1	0	0
.253	37	99	10	25	2	0	0	8	8	12	0	1	0
.269	60	156	18	42	4	0	3	11	11	11	1	0	0
.307	40	75	5	23	1	0	0	6	5	3	0	1	0
.130	26	46	4	6	2	0	0	2	4	1	0	1	0
.188	39	64	6	12	3	0	1	3	2	3	1	2	1
.192	10	26	4	5	1	0	0	2	0	0	0	0	0

.250 593 1637 146 410 56 2 14 126 141 149 11 19 2
 in Jan. 67 free agent draft (1st round, secondary phase).

a from Orioles, along with pitchers Pat Dobson and Roric Harrison, and second
 in deal for catcher Earl Williams and infielder Taylor Durcan, on 12/1/72.

phia from Atlanta, along with first baseman Dick Allen, in deal for catcher Jim Easten,
 and a minor league player to be named later or cash, plus an unspecified amount of

geles from Philadelphia, along with pitcher Quency Hill, in deal for infielder Te

ries on 3/27/80; signed by New York Yankees on 4/4/80.

by New York on 11/13/80; resigned by New York on 1/23/81.

ip Series Record

G	AB	R	H	2B	3B	HR	RBI	BB	SO	SB	CS	HP
1	1	0	0	0	0	0	0	0	0	0	0	0

G	AB	R	H	2B	3B	HR	RBI	BB	SO	SB	CS	HP
1	1	0	0	0	0	0	0	0	0	0	0	0
1	1	0	1	0	0	0	0	1	0	0	0	0
1	2	0	1	0	0	0	0	1	0	0	0	0

CALVIN (CAL) EDWIN RIPKEN

1: 170

Born, grew up, and still

h season in professional

nt his entire career in the


Orioles.

RIPKENS AND OTHER FAMILIES

enior became the 1st father ever to manage 2 sons
 for league baseball history-regular season. Among
 ged one son are **Connie Mack** (son **Earle**, '10, '11,
 son **Dale** '84 & '85).

Ripken trio hooked up professionally was in spring

for and Bill



THREE FROM SAME CLAN: Three members of the same family in the same
 uniform at the same time is a rarity, matched only 3 times before in baseball
 history. **1973—Jose, Hector & Tommy Cruz** for St. Louis; **1963—Felipe,**
Matty and Jesus Alou for San Francisco; **1876—George, Sam & Harry**
Wright for Boston in the National League (**Harry**, a Hall of Famer, was the
 manager and pitched briefly; **George** was an outfielder-70 games in '76-and
Sam, a shortstop, appeared in only 2 games that year. We're assuming they
 were all in uniform together).

OTHER FAMILIES WITH 3 OR MORE IN MAJORS*

Allen —Dick, Hank & Ron	Mansell —John, Mike & Tom
Boyer —Clete, Cloyd & Ken	O'Neill —Jim, Mike & Steve
Clarkson —Arthur, John & Walter	Sadowski —Bob, Eddie & Ted
Cross —Amos, Frank & Lave	Sewell —Joe, Luke & Tommy
DeLahanty —Ed, Frank, Jim, Joe & Tom	Sisler —Dave, Dick, & George
DiMaggio —Dom, Joe & Vince	Walker —Ernie, Ewart (Dixie), Fred (Dixie), & Harry**
Edwards —Dave, Marshall & Mike	

*—We count a total of 17 families with 3 or more representatives in majors.

—Ewart was father of **Fred & Harry and brother to **Ernie**.

FOURTH BROTHER KEYSTONE ACT: Our research indicates that the **Ripken**
 boys are the 4th brother keystone act in modern big league history . . . Their
 predecessors: **Granny & Garvin (Wes) Hamner** for the Phillies (briefly in
 '45), the **O'Brien** twins, **Eddie & Johnny** for the Pirates (sporadically in '53,
 plus '55-'56), and **Milt and Frank Bolling** for the Tigers (briefly in '58).

TOGETHERNESS: **Cal Junior** was a 2nd round pick in the June '78 draft
 while younger son, **Bill**, was chosen on the 11th round in June '82. Cal Sr. &
 Jr. have been teammates in spring training as well as in regular season for
 the last 9 years (starting '81).

VI & THE REST OF THE RIPKENS: The lady who has made the Ripken story
 possible is **Vi** (short for **Violet**), who was honored in Jan '88 at the annual
 Tops in Sports baseball dinner as Maryland's "First Lady of Baseball." The
 award was presented by **Governor William Donald Schaefer**.

Vi and Senior have been married 32 years (Nov 20, '57). Their 4 children,
 in order of appearance: **Ellen Leigh** (3/22/59), **Cal Jr.** (8/24/60), **Fred**
 (11/25/61), and **Bill** (12/16/64). **Ellen** is a payroll clerk in the treasury
 department of the Harford County government (Aberdeen is in Harford Cty.),
 and **Fred**, a motorcycle mechanic by trade, operates his own business in
 Joppa, MD called "Rip's Performance Center, Inc."

Cal Senior has 2 older brothers, **Oliver** and **Bill**. The latter was once a
 Brooklyn Dodger farmhand.

PRO CAREER

COACHING: Cal has spent 12 years on the O's coaching staff, 10½ as 3rd
 base coach . . . He joined the staff in '76, replacing **George Staller** who had
 retired at the end of the previous season. Cal served as bullpen coach until
 June 27, '77 when he took over at 3rd base after **Billy Hunter** left to manage
 the Texas Rangers.

MANAGING: Has managed for 14 and a fraction seasons in professional
 baseball, all in the Orioles' organization. His 13-plus years as a manager in
 the Birds' farm system ('61-'74) represent the longest tenure of any minor
 league skipper in Orioles history . . . **Earl Weaver** and **Joe Altobelli** are tied
 for 2nd in that category, each having managed 11 years for the Birds in the
 minors . . . During that span, Cal managed at all levels except "rookie"
 league.

Following the '86 season he replaced **Earl Weaver** to become only the
 7th "non-interim" manager in the club's 34-year history (excluded are
Luman Harris who finished out the '61 season after **Paul Richards**
 resigned in late August, and Cal, himself, who bridged the gap for one game
 between **Joe Altobelli** and **Earl Weaver** in '85).

Cal was replaced by **Frank Robinson** on Apr 12, '88 after the O's lost
 the first 6 games of the season (a streak that went to 21 before it ended) . . .
 His overall record as manager was 68-101, .402.

He began his managing career at Leesburg, FL on June 7, '61 as a
 replacement for **Billy DeMars**, who had just been promoted to a Class B
 team. After 10 weeks on the job, he was rushed to Rochester (Aug 17) for

CAL RIPKEN SR. (Cont.)

only 2 losing records in the minors: in '62, his 1st full season as a manager, and in '67 at Miami.

He led 2 pennants at Aberdeen, SD by 12 games in '64 with a record of 7 players who would ultimately play in the majors: **Jim Piniella, Mark Belanger, Andy Etchebarren, Eddie Watt, Fred and Mike Fiore.**

He went 81-34 and Cal was the Northern League's Manager of the Year. He was the Orioles' 3rd base coach, **Jimmy Williams**, managed at Cal in the same league for the Dodgers that year.

He led again in '72 at Asheville in the AA Southern League. He was at Rochester in '69 & '70.

He has been ejected 26 times in the big leagues, 18 as 3rd base coach, 8 as a manager (all in '87). . . . **Dale Ford, Mark Johnson and Bill Kunkel** have been his most frequent ejectors, 3 times each. At 2 apiece are **Roe, Durwood Merrill** and **Greg Kosc.**

His full year as manager in '87, the umpiring team of **Larry Roe** and **Tim Tschida** accounted for 5 of his 8 dismissals.

He has been tossed twice: (1) Sep 25, '87 by **Tim Welke** at Baltimore and (2) Aug 7, '89 by **Drew Coble** at Baltimore in the 1st inning of a game that was expunged from the major league game at this writing.

In '75, he turned to scouting, primarily at the professional level, and some free agent scouting and served as a "trouble shooter" for the Orioles.

Rip was a catcher in the O's organization although he also played 1st base and outfield and even pitched. He enjoyed his best years at Fox Cities (Appleton, WI) in '60. He became a manager the following year.

PLAYING RECORD

AVG.	G	AB	R	H	2B	3B	HR	RBI
.274	112	398	68	109	15	6	7	60
.216	118	393	40	85	20	2	4	35
.292	61	219	36	64	14	3	2	35
.203	30	69	6	14	2	0	0	3
.281	107	356	59	100	20	4	9	74
.185	32	81	6	15	2	1	1	8
.236	52	127	20	30	3	0	1	12
.083	11	24	2	2	0	0	1	2
.273	58	143	25	39	9	0	4	36
.000	2	1	0	0	0	0	0	0
			(did not play)					
253	583	1811	262	458	85	16	29	289

MANAGERIAL RECORD

CLASS	LEAGUE	W-L	PCT.
FL (6/7-8/16)	D	Florida State	37- 36
MI	D	Midwest	61- 63
SD	A	Northern	65- 55
SD	A	Northern	80- 37
SD	A	Northern	81- 58
SD	A	Northern	47- 22
SD	A	Florida State	65- 76
SD	AA	Eastern	77- 63
YY	AAA	International	71- 69
YY	AAA	International	76- 64
orth, TX	AA	Texas	82- 59
C	AA	Southern	81- 58
C	AA	Southern	71- 69
C	AA	Southern	70- 67
(13)	Major	American	1- 0
	Major	American	67- 95
	Major	American	0- 6
			1032-897
			.535

BIRDS' BIGGEST DEAL

In December 1954 the Orioles and Yankees engineered a 17 player trade in baseball history. General Manager Paul Richards sent the New York: pitchers Mike Blyzka, Don Larsen and Bob Turley, son, first baseman Dick Kryhoski, shortstop Billy Hunter, and infielder and Jim Fridley. The Birds in turn acquired the Harry Bird, Jim McDermott, and...

PLAYERS

BRADY KEVIN ANDERSON

9

Born: Jan. 18, 1964
Height: 6'1"; **Weight:** 195
Bats: L; **Throws:** L
Position: Outfield
Birthplace/Residence: Born in Silver Spring, MD... Resides in Poway, CA.
Contract Status: Signed thru '90.
Tenure: 1 year, 114 days.
Signed Originally with: Boston.



YEAR CLUB	AVG.	G	AB	R	H	2B	3B	HR	RBI	BB	SO	SB	CS	HP
1985 Elmira-1	.256	71	215	36	55	7	*6	5	21	*67	32	13	9	2
1986 Winter Haven	.319	126	417	86	133	19	11	12	87	*107	47	44	19	6
1987 New Britain	.294	52	170	30	50	4	3	6	35	45	24	7	3	2
Pawtucket	.380	23	79	18	30	4	0	2	8	16	8	2	1	0
1988 Bos.-Bal.	.212	94	325	31	69	13	4	1	21	23	75	10	6	4
Pawtucket-2	.287	49	167	27	48	6	1	4	19	26	33	8	3	3
1989 Baltimore	.207	94	266	44	55	12	2	4	16	43	45	16	4	3
Rochester	.200	21	70	14	14	1	2	1	8	12	13	2	2	2
M.L. Totals	.210	188	591	75	124	25	6	5	37	66	120	26	10	7
1988 Bal. only	.198	53	177	17	35	8	1	1	9	8	40	6	4	0

OWBBI, 88-2.

* Led League • Tied for League Lead

1—Selected by Boston in June '85 free agent draft (10th round).

2—Acquired by Orioles from Boston, along with pitcher Curt Schilling, for pitcher Mike Boddicker, on 7/30/88.

Career Highs, Game: **Runs-2, 12 times** (latest July 3, '89 vs. Det.); **Hits-4** (Sep. 16, '88 at Det.); **3, 4 times** (latest Apr. 25, '89 at Cal.); **HR-1, 5 times** (latest May 22, '89 at Chi.); **RBI-3, 3 times** (latest May 6, '89² vs. Sea.).

Hitting Streak: 6 (May 16 thru May 22, '88).

Grand Slams: None.

1989 SEASON SUMMARY

Began the season as the O's leadoff hitter, but struggled after mid-May and, after starting 45 of the first 49 games, cracked the lineup only 20 times the remainder of the year...All 65 starts came in centerfield.

Set club record for most stolen bases in April (8)...Thru May 2 he had reached base 43 times in his first 24 starts and was leading the A.L. in doubles (10), 5th in runs (20) and extra base hits (13)...However, from that point thru the rest of the season he reached only 58 times and had only 2 doubles in 69 games...Had 25 hits in April, but only 30 the rest of the season.

Had a .264 (140-37) average on May 17, .143 (126-18) thereafter...Optioned to Rochester on Aug 9, returned as a September call-up.

Opening Days: Was 3-for-4 opening day against Boston, including 2-for-3 off **Roger Clemens**...In his only other opening day game, in his big league debut in '88 while with the Red Sox, he went 3-for-5 against Detroit's **Jack Morris**...Combined, he's gone 6-for-9 on opening day.

1989 SEASON					BY MONTH		LIFETIME			
AVG	AB	H	HR	RBI	Month	AVG	AB	H	HR	RBI
.266	94	25	1	6	Apr	.270	141	38	1	9
.185	81	15	3	9	May	.203	177	36	3	18
.162	37	6	0	0	June	.143	42	6	0	0

BRADY ANDERSON (Cont) PREVIOUS CAREER HIGHLIGHTS

SOX, ORIOLES: Started the season with Boston after batting .325 in spring training...Was the starting centerfielder in April while **Ellis** recovering from an early spring ankle injury...Was the regular for most of May...Played in 41 of the Sox' first 49 games (all in center and 24 in right)...Was batting .277 (112-31) on May 22, then went 3-for-36 (including 0-for-his-last-20) and was sent to Pawtucket on June 4.

13 after reporting to Pawtucket (extending his hitless string to when batted .312 (154-48) the rest of the way before trade to July 30.

of 58 games after joining O's, all in centerfield...Hit safely in 4 games with O's, but batted .195 (154-30) the remainder of 1st major league homer in Baltimore off Milwaukee's **Tom** ended the season the way he started it, with a 3-hit game Oct 2

sacrifice bunts; only 5 others in the A.L. had more...Also had 6 s...Was 5-for-13 (.385) combined against 20-game winners **1** and **Dave Stewart**...Chosen in the spring as the A.L. East's it by Baseball America.

MINOR LEAGUE CAREER

d his league in walks and collected 117 more bases on balls hits in his minor league career.

id to 75 games because of a severely sprained right ankle a clubhouse accident on June 5...Was batting .304 for New at the time...Missed 49 games...Promoted to Pawtucket on safely in 18 of 23 games with Pawsox...Batted .350 in the lague for Tijuana, but didn't have enough plate appearances the batting title.

ER: With Winter Haven in 1986, was named to post-season League all-star team...Led FSL in walks (107) and on-base Was tied for 3rd in homers (12) and 7th in batting (.319)...In ra, led the New York-Penn League in walks (67 in 71 games) (tied, 6)...Played for the Red Sox in Hall of Fame Game at i, July 29, '85...Stole 57 bases in first 2 pro seasons.

IREER: Graduated from Carlsbad (CA) High School in '82... mvp in '79 and '80 and all-league and all-North County in Also lettered 3 times as a guard on the basketball team...At rsity of California at Irvine, '82-'85...As a sophomore in '84, triples, tied for 3rd in the nation with **Oddibe McDowell**, then ite...Played outfield and 1st base in college.

orn in Silver Spring, MD, but family moved to California when ant...His father, **Jerry**, ran track at University of California...Studied economics at UC-Irvine...Single.

JEFFREY (JEFF) SCOTT BALLARD

1963

ight: 198


L

ence: Born and still lives in

Signed thru '90.

30 days.

with: Orioles.



YEAR CLUB	W-L	ERA	G	GS	CG	SHO	SV	IP	H	R	ER	BB	SO
1985 Newark-1	10-2	1.41	13	13	6	*3	0	96	78	20	15	20	91
1986 Hagerstown	9-5	*1.85	17	17	5	2	0	112	106	39	23	32	115
Charlotte	5-2	3.32	10	10	0	0	0	59.2	70	29	22	20	35
Rochester	0-2	7.11	2	2	0	0	0	6.1	11	6	5	3	7
1987 Rochester	13-4	3.09	23	23	4	1	0	160.1	151	60	55	35	114
Baltimore	2-8	6.59	14	14	0	0	0	69.2	100	60	51	35	27
1988 Rochester	4-3	2.97	9	8	3	1	0	60.2	56	26	20	11	32
Baltimore	8-12	4.40	25	25	6	1	0	153.1	167	83	75	42	41
1989 Baltimore	18-8	3.43	35	35	4	1	0	215.1	240	95	82	57	62
A.L. Totals	28-28	4.27	74	74	10	2	0	438.1	507	238	208	134	130

* Led League • Tied for League Lead

...Selected by Orioles in June '85 free agent draft (7th round). Signed by George Lauzerique. Previously drafted by Orioles in 27th round of June '84 draft but did not sign.

Low Hitters: 3-hitter, (Aug. 13, '88 at Mil.); 4-Hitter, (Aug. 18, '88, vs. Oak.).

Strikeout Highs: 5, 3 times, (latest Sep. 16, '89 vs. K.C.).

Walk High: 9, (June 3, '87 at Oak.).

Winning Streak: 5, (Apr. 9 thru 30, '89).

Losing Streak: 8, (May 29 thru Oct. 2, '87); 5, (July 3 thru 29, '88).

Pitches: Fastball, curve, slider, forkball.

1989 SEASON SUMMARY

Spent 1st full season in the majors and won more games (18) than any other lefthander in the A.L....Led the A.L. East in wins...Fifth overall in A.L. and 7th in win pct. (.692).

Entered '89 with a 10-20 career record in the majors...Finished with the most wins by an Oriole since '84 when **Mike Boddicker** won 20...Most by an Orioles LHP since **Scott McGregor** was 18-7 in '83.

Was the only pitcher to beat both A.L. 20-game winners-**Dave Stewart** and **Bret Saberhagen**...Became the 1st and one of only 2 A.L. pitchers to defeat all 13 opposing teams in '89 (**Saberhagen** was the other)...First Oriole to do it since **Steve Stone** in '80.

O's were 24-11 in his 35 starts...Gave up 2 runs or less in 22 of 35 starts and 3 runs or less 28 times...Was 9th in the A.L. in fewest walks per 9 innings (2.4).

PITCHER OF THE MONTH IN APRIL: Set an O's record for most wins in April when he won all 5 of his starts and was named A.L. "Pitcher of the Month" (5-0, 1.46)...In 1st start, beat **Frank Viola** at Minnesota on Apr 9 in a 7-hit, 6-1 win, becoming the 1st lefthander to throw a complete game win over the Twins at home in 2 years...Win #3 came over K.C.'s **Saberhagen** on Apr 20...Combined with **Mark Williamson** on 7-hit, 2-0 win.

FIRST 11: Continued hot thru his 1st 11 starts and on June 5 was 9-1 (2.12, IP-72.1, H-70, R-18, ER-17, BB-18, SO-18)...Only loss came at home to Seattle's **Scott Bankhead**, 6-5...Handed Oakland's **Stewart** his 1st loss (after a 6-0 start) at home on May 11, 6-2, to tie **Stewart** for A.L. victory lead...Win #8 at Cleveland, 5-2 on May 26, pushed the Orioles into 1st place, beginning a stretch of 98 straight days in the top spot...Reached 8 wins quicker than any pitcher in Orioles' history.

2 MONTHS, 2 WINS: In a 2-month span, between June 10 and Aug 12, he won only 2 games in 13 starts (2-5, 6.10, IP-62, H-91, ER-42).

LAST 11: In his last 11 starts beginning Aug 17, he was 7-2 (2.64, IP-78.1, H-79, ER-23)...Won 4 straight starts, Aug 17-30...Shut out Milwaukee, 5-0 on Aug 21 to keep Brewers from catching 1st-place O's...In his next start at New York on Aug 25, he lost a shutout with 2 out in the 9th but earned 3-1 win with relief help from **Gregg Olson**. Beat **Nolan Ryan** at Texas on Sep 7 for win #16...Entering the game, **Ryan** had struck out 254 in 200.2 innings, Ballard 45 in 174.

SHOT AT 20: Earned his 18th win on Sep 20, a 9-2 decision at home over Detroit...Had 2 more starts and in those 2 allowed only 3 runs and 13 hits in 16.1 innings, but the O's scored only one run in the 2 starts combined...Lost a complete game to New York's **Chuck Cary**, 2-0, at home on Sep 24 and didn't get the decision vs. Toronto in the O's 2-1 loss in the 1st game of "The Series" at the Skydome.

STRIKEOUTS: The last pitcher to win 18 or more games and have fewer strikeouts than Ballard (62) was **Dick Newsome** with the '41 Red Sox who won 19 games as a rookie and fanned 58...Averaged 2.59 strikeouts per

JEFF BALLARD (Cont.)

s. Milwaukee, he became the 1st pitcher in Orioles' history without a walk or strikeout...Jeff has struck out 3 or less in 11 career starts.

The O's scored 198 runs in his 35 starts, 5.7 runs per start, ...O's had 11 games when they hit 3 or more homers—8 on the mound.

ST: Pitched with 3 days rest in 7 of his last 10 starts, the first he'd ever done so...In those 7 starts (beginning Aug. 2.24, IP-52.1/ER-13).

11 major league pitchers with 55 assists...Was 2nd in the total assists (68) and double plays (6)...Picked off 10 runners.

I: Tied with **Dennis Eckersley** and teammate **Gregg Jefferies** in the BBWAA's Cy Young voting (3 points apiece)...Averaged 9.9th among the league's starters...His 240 hits are the highest in the A.L...Was 9-4 at home and on road.

BY MONTH	LIFETIME		
	IP	ER	G
37.0	6	5	Apr
28.1	9	5	May
19.2	16	5	June
38.2	16	6	July
14.0	19	7	Aug
17.2	16	7	Sep-Oct

JOSE M.L. CAREER HIGHLIGHTS

Wasn't recalled from Rochester until May 19, tied for 8th with **Dave Schmidt**, and topped all O's pitchers in 6)...He was the only lefthanded starter to win a game...the only Oriole to pitch 2 consecutive complete games...kicked the Brewers on a 3-hitter, 5-0, at Milwaukee on Aug. 18...he A's on a 4-hitter, 10-1, on Aug. 18...His best month he was 3-2 (era-2.20, ip-45, er-11).

1ST WINS: Spent total of 2 months with Orioles and the Yankees at Rochester, where he was 2nd in the International League (3) and 3rd in era (3.09)...Served 2 tours with the O's, (2-3), and Sep 1 thru end of season (0-5).

League debut May 9 at Chicago in a no-decision effort...2 innings and left with 5-5 tie. His 1st big league win at Seattle on May 19 (over **Mike Trujillo**)...Won again at Oakland May 25, but didn't win another game for the year while losing his last 8 decisions...Allowed 17.44 runs, highest ratio in majors (min. 50 innings).

Was named to Topps' Class AAA all-star team...Allowed 1.65 runs per 9 innings (1.65) and fewest baserunners per 9.

INTERNATIONAL LEAGUE SUMMARY

-18 record in the minors over 74 appearances (73 in era (ip-495.1, er-140). Struck out 394, better than 3...walked (121), and walked only 2.2 batters per 9...among the top 3 in era 3 times: '85-NY-Penn League (1st)...'87-International League (3rd). Has the best pro career, for Rochester vs. Toledo on May 3, '88 in).

I: Set club record at Hagerstown with his league-leading 11 for league as a whole that year was 4.37)...Also led in strikeout average (9.24) per 9 innings and was 2nd in the (2.49). Was leading Carolina league in wins when

only 2 regular season decisions, but beat Richmond during the International League playoffs.

NEWARK '85: Led Newark in wins (10), era (1.41), complete games (6) and strikeouts (91)...Tied for league lead in shutouts (3)...Held opponents to .217 average (359-78) while giving up 2 or fewer earned runs in 12 of 13 starts.

AMATEUR BACKGROUND: At Stanford he set school records for career wins (37), innings (428) and strikeouts (316), was all-Pac 10 twice ('83 & '85) and also set a Pac-10 record for career innings. As a senior he was 14-4, tying another school mark for wins in a season...That year ('85) Stanford was 5th in the nation. On July 20, '88, the 2 biggest winners in Stanford history, Ballard & the White Sox' **Jack McDowell**, were to have squared off in Baltimore, but the game was rained out...**McDowell** won 35 games at Stanford and holds the career strikeout record (337)...They were teammates in '85 (**Pete Stanicek** was also on that club). Played basketball at Billings West High School... There is no high school baseball in Billings, but he played American Legion ball.

PERSONAL: Serves as Orioles player representative. Earned degree in geophysics from Stanford...Has worked as a geophysicist at Balcrom Oil Company (in Billings) in the offseason...**Jeff McNally**, son of Orioles' Hall of Famer **Dave**, is one of his best friends...They went to Stanford together to play baseball, but **McNally** had to give up the game because of injury...**McNally** is now a doctor, serving his internship at the Mayo Clinic in Rochester, MN.

JOSE JOAQUIN BAUTISTA

48

Born: July 25, 1964

Height: 6'2"; Weight: 210

Bats: R; Throws: R


Position: Pitcher

Birthplace/Residence: Born in Bani, Dominican Republic. Resides in Pembroke Pines, FL.

Contract Status: Signed thru '90.

Debut: 1 year, 116 days.

Signed Originally with: New York Mets.



YEAR CLUB	W-L	ERA	G	GS	CG	SHO	SV	IP	H	R	ER	BB	SO
1981 Kingsport—1	3-6	4.64	13	11	3	2	0	66	84	54	34	17	34
1982 Kingsport	0-4	8.92	14	4	0	0	5	38	61	44	38	19	13
1983 Sarasota Mets	4-3	2.31	13	13	2	0	0	82	66	31	21	32	44
1984 Columbus (Ga.)	13-4	3.13	19	18	5	3	0	135	121	52	47	35	96
1985 Lynchburg	15-8	2.34	27	25	7	3	1	169	145	49	44	33	109
1986 Jackson	0-1	8.31	7	4	0	0	0	22	36	22	20	8	13
Lynchburg	8-8	3.94	18	18	5	1	0	119	120	58	52	24	62
1987 Jackson—2	10-5	3.24	28	25	2	0	0	169	174	76	61	43	95
1988 Baltimore	6-15	4.30	33	25	3	0	0	171.2	171	86	82	45	76
1989 Baltimore	3-4	5.31	15	10	0	0	0	78	84	46	46	15	30
Rochester	4-4	2.83	15	13	3	1	0	98.2	84	41	31	26	47
M.L. Totals	9-19	4.62	48	35	3	0	0	249.2	255	132	128	60	106

1—Signed by New York Mets as undrafted free agent on 4/25/81.

2—Acquired by Orioles from the New York Mets in the major league draft (\$50,000) on 12/7/87.

Low Hitter: 4, (Sep. 3, '88 at Sea.)

Strikeout High: 7, (Aug. 15, '88, at Mil.)

Walk Highs: 4, 3 times, (latest Sep. 9, '88, vs. Tor.)

Winning Streak: 3, (June 24—July 10, '88).

Losing Streak: 6, (Aug. 10 thru Sep. 20, '88).

Pitches: Fastball, slider, forkball, change-up.

JOSE BAUTISTA (Cont)

1989 SEASON SUMMARY

up with the Orioles 4 times last year...Started season in the but was placed on the disabled list, May 21, with a sore arm to Rochester on rehab assignment, May 29...Reactivated and to the O's, June 10...Optioned to Rochester, June 18, but recalled only to be reoptioned a week later, June 30...Remained with the O's until the rosters expanded and was recalled Sep 3.

Made 9 starts through May 19...Was 2-4 with a 5.03 era (ip-53.2, pitched a season-high 8 innings in his 1st start, Apr 6 vs Boston, 1-4...Recorded season-high 5 strikeouts in 2nd start, Apr 11 at Baltimore in a 6-5 loss.

ALL A'S: Defeated the world champion Athletics twice, 2-1, Apr 1 and 4-2, June 17 at Memorial Stadium...Limited Oakland (all earned), 10 hits, 3 walks and 2 strikeouts in 13 innings. In June, he is 2-0 in 3 games with a 1.80 era against the Athletics (ip-21.0).

In June 17, in his 1st appearance since May 19, was his first win of the season...Pitched in 5 games after that, all in relief...Had 1 relief (ip-18.1, er-14).

2ND HALF: In his career, he is 8-10 with a 4.66 era in 32 games (er-84) in the 1st half as compared with 1-9 with a 4.53 era in just (ip-87.1, er-44) in the 2nd half...All his 2nd half decisions came

ER: Was 4-4 with 2.83 era in 15 games, 13 starts...Won 3 of his starts, Aug 1-31, and had 3 no-decisions...Pitched 3 complete games, 26 vs Pawtucket, Aug 1 at Tidewater and Aug 26 vs Tidewater was a 3-hit shutout, winning 6-0...Allowed only 1 run against Toledo...Was 0-0 with 2.45 era in relief (ip-7.1, er-2).

PREVIOUS CAREER HIGHLIGHTS

In his 1st season above AA ball, became the 1st Oriole rookie to lead in innings pitched (171.2) since Tom Phoebus in '67...Was 1 of A.L. rookies in that category to Chicago's Melido Perez, a club record for losses by a rookie (15).

Appearances in relief (0-1, era-4.74) before joining the rotation...As a starter, got off to a rocky 2-5 mark, but won 3 straight from June 24-July 10, heading into the All-Star break...His streak began with Roger Clemens at Fenway Park...After that, the Red Sox A.L. record 24-game home winning streak which lasted until

ending the All-Star break, O's scored 25 runs in his 13 starts...He had a 4.61 era, winning 5-4 at home, Aug 5, vs. Milwaukee...Finished with 6-game losing and 9-game winless streaks.

IN AUGUST: Had 1.79 era (ip-40.1, h-30, r-11, er-8), lowest in August...In 5 starts, however, he was only 1-2...The win came vs Milwaukee's Ted Higuera, Aug 5, while he dropped a 1-0 game to the Mariners, Sep 2 at Seattle...He threw only 70 pitches in that game, just 1:45, the shortest game in the majors in '88...Struck out 7 Brewers, Aug 15 at Milwaukee.

STATS: Was 7-13 in his 1st 3 professional seasons, all before 19 years old...Since then, his minor league record is 50-30 (.625 percentage) with 422 strikeouts, 169 walks and a 3.22 era (255).

1st in the Texas League (AA) with 3.24 era and 5th with 169.1 ip...Opened the season going 0-3, but went 10-2 from May 1 of season...Had 1.00 era during 5-game winning streak (7 ip, 10 hits, 0 runs, 0 errors, 0 walks, 5 strikeouts)...Walked only 18 batters in 4 innings after June 1.

Season with Jackson, but on May 7 he was sent to Lynchburg...He went 4-1...Averaged only 1.82 walks per 9 innings at

era...Hurled 7-inning no-hitter, May 26 over Prince William...Lost a no-hitter in the 8th inning, July 18 vs Salem...Had 9-game winning streak, June 21-Aug 8...His ratio of 1.76 walks per 9 innings was lowest in the league.

1984: Had a 1-hitter vs Anderson, Aug 20...Was 8th in the South Atlantic League with 3.13 era...Averaged 2.33 walks per 9 innings, 3rd best in the league.

1983: Finished 3rd in the Gulf Coast League with 13 starts and 5th with 82 innings pitched...Just missed top 10 in era with 2.31 mark.

PERSONAL: One of 16 children, including 10 boys...Has 3 brothers who have played pro ball...Graduate of the Bani School in the Dominican Republic...Has a son, **Jose** (3/2/87).

ERIC ALVIN BELL

37

Born: Oct. 27, 1963

Height: 6'0"; Weight: 165

Bats: L. Throws: L

Position: Pitcher

Birthplace/Residence: Born and still lives in Modesto, CA.

Contract Status: Signed thru '90.

Term: 1 year, 34 days.

Signed Originally with: Orioles.



YEAR CLUB	W-L	ERA	G	GS	CG	SHO	SV	IP	H	R	ER	BB	SO
1982 Bluefield-1	4-1	2.10	11	9	0	0	0	51.1	42	19	12	36	30
1983 Newark	3-2	4.95	18	5	2	0	6	60	71	44	33	30	56
1984 Hagerstown	0-0	9.82	3	1	0	0	0	3.2	6	4	4	5	6
Newark	8-3	2.46	15	15	4	1	0	102.1	82	40	28	26	114
1985 Hagerstown	11-6	3.13	26	26	5	2	0	158.1	141	73	55	63	162
Baltimore	0-0	4.76	4	0	0	0	0	5.2	4	3	3	4	4
1986 Charlotte	9-6	3.05	18	18	6	1	0	129.2	109	49	44	66	104
Rochester	7-3	3.05	11	11	4	0	0	76.2	68	26	26	35	59
Baltimore	1-2	5.01	4	4	0	0	0	23.1	23	14	13	14	18
1987 Baltimore	10-13	5.45	33	29	2	0	0	165	174	113	100	78	111
1988 Rochester	3-1	2.00	7	7	0	0	0	36	28	10	8	13	33
1989 Hagerstown	4-2	1.88	9	7	0	0	1	43	32	11	9	11	35
Rochester	1-2	5.00	7	7	0	0	0	39.2	40	24	22	15	27
N.L. Totals	11-15	5.38	41	33	2	0	0	194	201	130	116	96	133
Pro Totals	61-41	3.58	166	139	23	4	7	894.2	820	430	356	396	759

1—Selected by Orioles in June '82 free agent draft (9th round). Signed by George Lauzerique.

Strikeout Highs: 12, (July 23, '87 vs. K.C. at Bal.); 9, (July 17, '87 at K.C.).

Walk High: 6, (Sep. 23, '86 vs. N.Y. at Bal.); 5, (May 10, '87 at Chi.).

Winning Streak: 3, twice, (May 5 thru 25, '87 and July 17 thru 29, '87).

Losing Streaks: 6, (Aug. 5 thru Sep. 29, '87) 4, (May 30 thru June 15, '87).

Pitches: Fastball, curve, slider and change-up.

1989: Continued his comeback with impressive statistics at Hagerstown (AA), leading to his promotion to Rochester...Did not pitch in a game until June 11, but in his 1st outing since starting June 28, '88, he pitched 3 innings of one-hit relief (bb-1, so-1) in 6-0 victory over Reading.

Made his 1st start on June 17, a no-decision vs Albany...His 1st 3 appearances were scoreless (pitching in relief for the final time, June 22 vs. London) and he was 2-0 with 0.00 era after starting and winning, 8-2, June 28 (1) vs. Akron/Canton...To that point, his stats were ip-16, h-10, r-1, er-0, bb-5, so-10.

Lost 2 of his next 3 games, but started at Memorial Stadium, July 19 vs. New Britain, winning 5-3...Made one more start, July 24 (no-decision at New Britain), then was called up to Rochester...Had 6 strikeouts in consecutive starts, July 3 at Williamsport and July 8 vs. Harrisburg...His

ERIC BELL (Cont)

...Won the Toledo game, 2-1, his final outing of the season...g 8 innings, his longest outing since his injury.

PREVIOUS CAREER HIGHLIGHTS

Sore left elbow limited his appearances to 7 games at Rochester...52 days, May 6-June 27, and lasted only one inning on June...Richmond...He did not pitch again the rest of the season...Had...John" surgery on Aug 23...The operation was performed in Los...by **Dr. Frank Jobe**.

Led **Mike Boddicker** for team lead with 10 victories...Those were...2 pitchers who played for the O's the entire season...Was 2nd to...er in starts (29), innings (165) and strikeouts (111).

29 starts were tops among major league rookies and at the time...ly **Bunker** ('64) for 2nd most by O's rookie (**Tom Phoebus** had...but **Bob Milacki** had 36 last season).

roller-coaster season...Was 5-1 with 3.94 era in 9 games, 8 starts...25 (ip-45.2, er-20, hr-3), but lost 6 of 7 decisions leading to the...reak...After the break, had 3-game win streak, July 17-29, match...rsonal high in the majors...Pitched his only 2 ML complete games...sion, beating Kansas City, July 23 and Cleveland, July 29...Lost...Aug 5-Sep 29, before finally winning in season finale, Oct 4 at...In all, was 5-12 with 6.04 era (ip-119.1, er-80, hr-29) in last 24...1 starts.

HITTER: On May 5 at Minnesota, became the 9th Oriole pitcher...o lose a no-hit bid in the 9th inning...Minnesota's **Greg Gagne**...n an error leading off the 9th, then **Tom Nieto** singled...Thru...ly one Twins batter reached base: **Steve Lombardozzi** with a...walk...Minnesota went on to score 4 runs off 4 other O's pitchers...xon wrapped up the 5-4 victory...Bell's line: ip-8, 1, h-2, r-3, er-3.

er 9th-inning victims: **Bob Turley** in '54; **Don Ferrarese** in '56...ally and **Mike Cuellar**, both in '69; **Jim Palmer** in '73; **Wayne**...74; **Mike Flanagan** in '78 and **Storm Davis** in '83.

INEOUS: Was 3-0 vs Cleveland and 2-0 against Kansas...s with 7 road victories...Surrendered 1st grand slam in his ML...e 10, to Boston's **Ellis Burks** at Fenway Park.

WJORS, '86: Led entire O's organization with combined 17...Charlotte, Rochester and Baltimore...Made total of 33 starts...onents to 3 runs or less in 24 games, including 3 of his 4 with...i-9 in minors despite 7 losses by scores of 3-2 (3 times), 2-1...1 1-0 (once).

p from Rochester, Sep 15...Made 1st ML start Sep 17 at New...18-3 with relief help from **Don Aase**...Led Southern League...ra at Charlotte despite his promotion to AAA in early...l season-high 13 batters in 2-1 loss to Memphis, May 5...His...percentage (7-3) at Rochester was good for a 3-way tie for...nal League lead...Had 6-game win streak with Red Wings.

UE DEBUT, '85: Was 1st Oriole since **Bunker** in '63 to be...ctly from A ball to majors...Joined O's Sep 23 after spending...agerstown...Was pitching in Instructional League when d...Davis sustained season-ending injuries...Made his debut...ilwaukee, retiring the 3 hitters he faced in order, 2 on...is scored on in only one of his 4 relief outings with the O's.

, '85: Led Carolina League with 162 strikeouts and tied for...arts...Led Suns with 11 wins, 2 shutouts, 5 complete games...ngs pitched...Threw a trio of 2-hitters and one 4-hitter...er runs in 16 of 26 starts.

o Baseball America's NY-Penn League All-Star team while...wark to league championship series...Whiffed career-high...victory in the final series against eventual champion Little...in the league with 114 strikeouts and 3rd in innings pitched

AMATEUR BACKGROUND/PERSONAL: Is an '82 graduate of Beyer High School in Modesto, CA...Played baseball, basketball and football...Was 3-time school baseball MVP...Single.

JUAN BELL (MATHEY)

11

Born: Mar. 29, 1968

Height: 5'11"; Weight: 168

Bats: L-R; Throws: R


Position: Shortstop

Birthplace/Residence: Born and still resides in San Pedro de Macoris, Dominican Republic.

Contract Status: Signed thru '90.

Tenure: 30 Days.

Signed Originally with: Los Angeles.



YEAR CLUB	AVG.	G	AB	R	H	2B	3B	HR	RBI	BB	SO	SB	CS	HP
1985 Bradenton—1	.160	42	106	11	17	0	0	0	8	12	20	2	1	1
1986 Sarasota	.240	59	217	38	52	6	2	0	26	29	28	12	2	1
1987 Bakersfield	.245	134	473	54	116	15	3	4	58	43	91	21	7	3
1988 San Antonio	.279	61	215	37	60	4	2	5	21	16	37	11	3	2
Albuquerque—2	.300	73	257	42	77	9	3	8	45	16	70	7	9	1
1989 Rochester	.262	116	408	50	107	15	6	2	32	39	92	17	10	1
Baltimore	.000	8	4	2	0	0	0	0	0	0	1	1	0	0
Pro Totals	.255	493	1680	234	429	49	16	19	190	155	339	71	32	9

1—Signed by Los Angeles as an undrafted free agent on 9/1/84.

2—Acquired by Orioles from Los Angeles, along with pitchers Brian Holton and Ken Howell, in deal for first baseman Eddie Murray on 12/4/88.

1989 SEASON SUMMARY

For the 1st time in his professional career, Juan played baseball north of Bakersfield, CA...Took some time to adjust to a cold-weather climate...Was on the disabled list, May 26-June 22, with tendinitis in his right shoulder...Was batting .230 (165-38) with 8 walks and 39 strikeouts through May...Rebounded to hit .286 in June, .279 in July and .288 in August...After returning to the lineup, he hit .284 (243-69) with 31 walks and 53 strikeouts.

ROCHESTER: Came off the DL and hit in 10 consecutive games, June 22-July 1, (.35-11, .314)...Had 4 hits, July 14 (2) vs. Richmond...Had six 3-hit games and 16 two-hit games.

IN THE MAJORS: Recalled from Rochester on Sep 2...Appeared in 8 games, one start, 5 as a pinch runner and batted only in one game, Oct 1 at Toronto (started at 2b, also played ss, went 0-for-4 with a strikeout)...Made his major league debut, Sep 6 vs. Cleveland and played 2b...Scored runs Sep 7 and Sep 9, both at Texas...Had a stolen base, Sep 7.

WINTER BALL: Played for Licey in the Dominican League, batting .235 with 0 homers and 10 rbi in 27 games...Also played for Licey in '88.

MINOR LEAGUE CAREER

1988: Began season at San Antonio, promoted to Albuquerque on June 17...Hit safely in 20 of his last 24 games at San Antonio (.301, 93-28)...At Albuquerque, got off to a 1-for-16 start, then batted .315 (241-76) the rest of the season...Had 11-game hitting streak, June 28-July 8, batting .463 (41-19)...Hit 2 homers the last day of the season, Sep 5 vs. Las Vegas, giving him 6 in his last 28 games...At Albuquerque, hit .328 (186-61) as a lefty and .225 (71-16) from the right side...Overall, batted .271 (144-39) righthanded and .300 (327-98) lefthanded.

1987: Led California League shortstops in assists (431) and errors (53)...On June 12, he drove in 7 runs and had a grand slam in 14-9 win over Fresno.

JUAN BELL (Cont)

HITTING: Natural righthanded hitter...Began switch hitting at age 19.

PERSONAL: Attended Gastone F. Deligne High School in '85...Younger brother of Toronto's **George Bell**...Another older brother, **Rolando**, was in the Dodgers' system for 3 years before being released prior to season...Single...Also goes by the nickname, **Tito**.

PHILIP (PHIL) POOLE BRADLEY

March 11, 1959

6'0"; **Weight:** 190

Throws, R

Bats, Left

Residence: Born in Bloomington, IN
lives in Columbia, MO.

Status: Signed thru '90.

years, 31 days.

Originally with: Seattle.



	AVG.	G	AB	R	H	2B	3B	HR	RBI	BB	SO	SB	CS	IP
am-1	.301	53	193	38	58	12	5	1	20	33	35	20	1	4
ld	.331	109	405	98	134	17	10	0	37	82	39	58	13	8
	.323	130	458	100	148	14	4	2	41	73	41	36	10	6
	.269	23	67	8	18	2	0	0	5	8	5	3	1	0
	.301	124	322	49	97	12	4	0	24	34	61	21	8	3
	.300	159	641	100	192	33	8	26	88	55	129	22	9	12
	.310	143	526	88	163	27	4	12	50	77	134	21	12	8
2	.297	158	603	101	179	38	10	14	67	84	119	40	10	8
hia-3	.264	154	569	77	150	30	5	11	56	54	106	11	9	16
	.277	144	545	83	151	23	10	11	55	70	103	20	6	7
	.290	905	3273	506	950	165	41	74	345	382	657	138	55	54

5-12; '86-5; '87-8; '88-7. Total: 33.

Record

	AVG.	G	AB	R	H	2B	3B	HR	RBI	BB	SO	SB	CS	IP
	.000	1	1	0	0	0	0	0	0	0	1	0	0	2

Seattle in June '81 free agent draft (3rd round).

Philadelphia from Seattle, along with pitcher Tim Lincecum, in deal for outfielders Glenn Brundage, and pitcher Mike Jackson, on 12/9/87.

Orioles from Philadelphia in deal for pitchers Ken Howell and Gordon Dillard on 12/9/88.

Game: Runs-4, (May 9, '87 vs. Tor. at Sea.); **Hits-5, 3 times,** (July 9, '89 at Mil.); **Home Runs-2, twice,** (Sep. 24, '85 vs. K.C. at Sea.); **RBI-5, twice,** (Apr. 13, '85 vs. Sea. and Aug. 7, '87 vs. Cal. at Sea.); **SB-2, 15 times,** (latest '89 vs. Chi.).

19, (July 18 thru Aug. 7, '86).

1, (see page 00).

1989 SEASON SUMMARY

the 1st Oriole ever to finish with at least 10 doubles, triples, and stolen bases (for more details see below under "Quadruple"; 10 triples, were the 4th highest in O's history to **Paul Blair** (11 in '65) and **Al Bumbry** (11 in '73). **Con** **Devereaux** to give the Orioles two 20 base stealers for once '76.

Orioles in runs (83) and hit by pitches (7) in addition to 139 starts (138 in LF and one as a designated hitter)...Hitting percentage among A.L. leftfielders...

Played on a major league team that finished over .500 for the 1st time in his 7-year career...His teams had been a combined 135 games under .500 during the 1st 6 years of his career.

In one month stretch, June 13-July 14, he batted .422 (102-43), raising average from .260 to season-high .319...Batted .224 (241-54) the rest of the season...Included in that torrid month-long surge was a 16-game hitting streak (.500, 66-33), the O's longest of '89.

Entered '89 with a .316 lifetime average after the All-Star break and a .270 mark before, but reversed that in '89...Batted .312 the 1st half (295-92) and .236 (250-59) in the 2nd, precipitated by a 9-for-76 slump (.118), July 15-Aug 8.

BATTING: Tied a team record, and personal best, of 5 hits in a game, July 8, at Milwaukee...Had 15 hits in a 5-game span, July 7-14, tied for the 2nd best effort in club history (**Jerry Adair** had 16 hits over 5 games in '62)...At one point, he had 7 consecutive hits, 6th longest in club history. Batted #1 and #2 all season...Was a .289 (173-50) hitter in the leadoff spot and .272 (372-101) batting #2.

MAJOR LEAGUE RECORDS: Tied 3 major league records, 2 against Texas. Equalled a major league mark and set an A.L. standard when he reached base by way of errors 3 times in a game, Aug 4...Has been accomplished 3 other times in major league history (only one once in the last 53 years **Jerry Grote**, Mets, Sep 5, '75)...Tied another major league mark on Sep 7 at Texas when he struck out 5 times, all swinging...On Aug 30 at Cleveland he delivered 2 doubles in the same inning, matching another M.L. record.

MISCELLANEOUS: Named AL "Player of the Week" for July 3-9 (29-17, .566)...Was only 2-for-12 with the bases loaded, but had club high 4 bases-loaded walks.

1989 AND MAJOR LEAGUE CAREER

QUADRUPLE DOUBLE: Was one of only 3 in the majors last season to get a "Quadruple Double" (at least 10 doubles, triples, home runs and stolen bases in a season), something he 1st did with Seattle in '87...In the majors, only **Devon White** (California) and **Robby Thompson** (San Francisco) also accomplished that feat in '89. In last 5 years has averaged 52 extra-base hits per season.

FAVORITE A.L. BALLPARKS: Batted .520 (25-13) at Milwaukee in '89 and now has a lifetime mark of .374 (99-37) at County Stadium, his best...Has a .328 (119-39) lifetime mark at Minnesota's Metrodome and a .327 (107-35) career average at Cleveland...Was 8-for-22 (.364) at the Toronto Skydome.

FIELDING: His .990 fielding average led A.L. leftfielders and was 4th overall among outfielders trailing only Cleveland's **Cory Snyder**, .997; Chicago's **Dave Gallagher**, .993 and Minnesota's **Kirby Puckett**, .991...Although he had only two assists, has had 52 over the last 5 years. Only 8 other major league outfielders have more during that span: **Jesse Barfield**-91; **Glenn Wilson**-70; **Tony Gwynn**-67; **George Bell**-66; **Vince Coleman**-63; **Puckett**-60; **Kevin McReynolds**-57; **Tom Brunansky**-53...In '86, finished 2nd in the A.L. in fielding with a career-high .996 mark, a Seattle club record.

1989 SEASON				BY MONTH		LIFETIME			
AVG	AB-H	HR	RBI	Month		AVG	AB-H	HR	RBI
.255	94-24	3	13	Apr		.251	447-112	9	48
.317	82-26	0	6	May		.272	497-135	6	38
.268	82-22	1	8	June		.243	613-149	13	58
.337	98-33	3	17	July		.298	531-158	14	63
.202	104-21	2	7	Aug		.299	622-186	18	67
.294	85-25	2	4	Sep-Oct		.305	688-210	14	71

HIT BY PITCH: Was hit by pitches 7 times, most by an Oriole since Mike...Has been hit 51 times in the last 5

PHIL BRADLEY (Cont)

that span: **Brian Downing** (67)...Set a Phillies' club record last year when he was hit by a pitch 16 times, most in the N.L. since '74 when **Ron Hunt** also was plunked 16 times

MARINERS, '83-'87: Is the only lifetime .300 hitter in Seattle Mariners history (min. 300 games)...Holds 9 Seattle offensive records and shares 4 others.

PREVIOUS CAREER HIGHLIGHTS

PHILLIES, '88: Batted .305 the 2nd half of the season after batting .223 thru the 1st 81 games...Raised his average 41 points...Was the National League's 5th leading hitter after the All-Star break (.300)...Also had 20 doubles after the break, most in the N.L...Batted .314 (.194-61) after Aug 1, including .350 (137-48) in 34-game stretch, Aug 9-Sep 14, raising average to season-high .268.

atted .315 (235-74) in the leadoff position (60 games)...Moved to leadoff exclusively on July 29...Tied Phillies' club record with 3 homers as leadoff an...Set Phillies' mark when he was hit by pitches 16 times, most in the majors. Finished with career-high 14 assists and was ranked 5th in fielding long N.L. outfielders (.990).

'87: Batted .327 over his last 126 games, after batting only .162 thru May...Among A.L. leaders in triples (2nd), doubles (tied for 3rd), stolen bases (6th), walks (7th), and hits (10th).

'86: Finished 8th in the A.L. in batting and 2nd in the league in on-base (.405) behind **Wade Boggs**...Had career-high 19-game hitting streak est on club...Batted .478 (69-33) during that stretch.

'85: Became only the 2nd player in major league history, 1st since **Cap Anson** in 1884, to hit 20 or more homers the year after a 300 at-bat season no homers...Was 7th in the league in batting, 6th in hits, 3rd in total s (319), tied for 7th in triples, and 9th in slugging (.498). Named to Sporting News all-star team and was Seattle's "Player of the Year".

Mariners' lone representative at All-Star game...Won 5 games with a in M's final at bat, including a 2-out, bottom of the 9th grand slam innesota's **Ron Davis**, giving Seattle an 8-7 win...Set 7 club records ng hits (192), extra base hits (67), total bases, and plate appear- (714)...One of 6 A.L. players with 20 homers/20 stolen bases.

Was the only A.L. rookie to hit .300...Batted .349 in the 2nd half, 5th the A.L.

LEAGUE DEBUT, '83: Recalled by Seattle on Sep 1 and on Sep 4 t big league start, he got 1st hit, a single off NY's **Ron Guidry**...Hit 12 of his 1st 13 starts.

LEAGUE CAREER: Batted .322 (1056-340) in 3 minor league...Named league all-star all 3 seasons...Stole 20 bases in 21 tries ar at Bellingham (Rookie League) in '81...In '82 at Bakersfield, he missed the final month of the season with a shoulder d the California League in on-base pct. (.454), finished 4th in 31), and was leading the league in walks (82) and steals (58) inal game on July 31...Named the league's best defensive by league managers.

CAREER: Was All-Big Eight quarterback his last 3 years at '78-'80) and led the Tigers to a bowl game each year (Liberty and '80, and Holiday Bowl in '79)...One of 2 former Big Eight ks on the roster last year (**Jim Traber** played at Oklahoma is the conference's all-time total yardage leader (6,457 ted .457 as a senior at Missouri...Was a 3-sport star at Macomb hool, where he graduated in '77.

He and his wife, the former **Ramona Marie Reinitz**, have 2 gan (3/26/83) and **Curt** (6/29/85)...Earned a B.S. in anagement from Miss.

MARTY LEO BROWN

28

Born: Jan. 23, 1963

Height: 6'1" **Weight:** 195

Bats: R **Throws:** R


Position: Infielder

Birthplace/Residence: Born in Lawton, OK... Resides in Nashville, TN.

Contract Status: Signed thru '90.

Service: 65 days.

Signed Originally with: Cincinnati.



YEAR/CLUB	AVG.	G	AB	R	H	2B	3B	HR	RBI	BB	SO	SB	CS	HP
1985 Billings—1	.339	68	248	50	84	21	3	10	45	50	44	11	3	0
1986 Cedar Rapids	.299	139	508	85	152	19	8	18	83	58	100	58	20	4
1987 Vermont	.264	134	470	69	124	17	5	15	74	59	93	23	14	4
1988 Nashville	.264	135	484	50	128	15	4	7	55	51	111	15	9	2
Cincinnati	.188	10	16	0	3	1	0	0	2	1	2	0	1	0
1989 Nashville	.244	120	422	61	103	21	2	12	46	41	85	15	6	2
Cincinnati	.167	16	30	2	5	1	0	0	4	4	9	0	0	0
N.L. Totals	.174	26	46	2	8	2	0	0	6	5	11	0	1	0

Pro Totals

.275 624 2178 317 599 95 22 62 309 264 444 122 53 12

1—Selected by Cincinnati in June '85 free agent draft (12th round).

2—Acquired by Orioles from Cincinnati in the major league draft (\$50,000) on 12/4/89.

Career High, Game: RBI-3, (July 6, '89, at N.Y.).

1989 SEASON SUMMARY

Was with the Reds, June 28-July 22, and again in September...Made 7 starts, all at 3rd base in July...Had only 3 at-bats during his 2nd stint...Delivered 3 rbi on July 6 vs. New York Mets (2-run double, sf) in Reds' 10-2 win.

Led Nashville with 15 steals, and was 2nd on the team in runs (61) and homers (12)...Had his best stretch, June 3-27, when he batted .349 (86-30) to raise average from .205 to .251, the only time all season his average was over .250...Played 1b, ss, 3b and lf...Worked out behind the plate, but has never caught in a game.

PREVIOUS CAREER HIGHLIGHTS

1988, MAJOR LEAGUE DEBUT: Recalled by the Reds on Sep 2 and made his debut 2 days later with a ground out rbi as a pinch hitter against Chicago...Collected his 1st hit on Sep 25 off Atlanta's **Paul Asenmacher**...Finished 5th in the American Association in game-winning rbi (11) for Nashville...His 55 rbi were 2nd on the team...Worked on catching skills with Reds' bullpen coach **Bruce Kimm** during stint with Reds.

1987: Was 1st or 2nd on the AA Vermont team in every offensive category...Was the top fielding 3rd basemen in the Eastern League with a .957.

1986: Led the Midwest League in games played (139), was 3rd in hits (152) and triples (8), and 7th in rbi (83) and average (.299)...Managers voted him the league's best base runner and the infielder with the best arm.

1985: Batted .339, 10th best in the Pioneer League...Was 2nd in homers (10) and doubles (21), and 10th in batting (.339).

AMATEUR CAREER: Spent 2 years at the University of Georgia ('84-'85). Batted .313 (hr 13, rbi 46) in 44 games.

MARTY BROWN (Cont)

PERSONAL: He and his wife, the former **Kim Edmondson**, have a son (11/8/88).

ANTHONY MICHAEL (MIKE) BRUMLEY

Apr 9, 1963
5'10"; **Weight:** 165
-R; **Throws,** R
Position: Infielder

Place/Residence: Born in Oklahoma City, Resides in Broken Arrow, OK.

Contract Status: Signed thru '90

1 year, 53 days.

Originally with: Boston.



YR	AVG.	G	AB	R	H	2B	3B	HR	RBI	BB	SO	SB	CS	HP
1983 Boston	.314	44	153	25	48	6	4	1	18	16	31	4	3	2
1984 Boston	.231	34	121	14	28	6	2	0	9	18	33	3	0	0
1985 Boston	.216	73	255	37	55	11	3	6	21	48	49	5	2	0
1986 Boston	.276	131	460	66	127	23	14	3	58	74	95	29	7	0
1987 Boston	.225	139	458	74	103	21	5	10	44	63	102	35	14	0
1988 Boston	.254	22	319	44	81	20	5	6	42	35	61	27	10	0
1989 Boston	.202	39	104	8	21	2	2	1	9	10	30	7	1	0
1990 Boston	.315	113	425	77	134	16	7	3	41	56	84	41	14	0
1991 Boston	.198	92	212	33	42	5	2	1	11	14	45	8	4	0
1992 Boston	.231	8	26	4	6	2	2	0	1	3	11	1	0	0
Totals	.199	131	316	41	63	7	4	2	20	24	75	15	5	2
1983-92	.253	695	2533	382	645	112	46	31	254	337	541	160	55	7

1983 by Boston in June '83 free agent draft (2nd round). Previously selected by Philadelphia in June (round) but did not sign.

1984 by Chicago Cubs, along with pitcher Dennis Eckersley, in deal for 1st baseman/outfielder Bill Skowron.

1985 by San Diego, along with infielder Rick Moreland, in deal for pitchers Rich Gossage and Ray Lujan.

1986 by Detroit for infielder Luis Salazar on 3/23/89.

1987 by Orioles for designated hitter Larry Sheets on 1/10/90.

Career Highs, Game: **Runs-3**, (June 10, '89 at Tor); **Hits-3**, (June 29, '87 at IR-1, twice, (June 23, '87 at New York Mets, Sep 6, '89 vs. KC at **RBI-2**, 4 times, (latest Sep 8, '89 vs. Chi at Det); **SB-2**, 3 times, Aug 13, '89 at Tex).
Strikeout: 4, (Aug 17-20, '89).
Errors: None.

1989 SEASON SUMMARY

everywhere but pitcher, catcher and 1st base for Detroit...Made 16 at shortstop, 16 at 2nd base and 6 at 3rd base...Was with the team except for 2 weeks (May 23-June 8) at Toledo.

1st home run (2nd in M.L. career) Sep 6 off K.C.'s **Charlie** in Detroit's 11-5 win...Had season-high 2 hits 8 times...Had 6 in 6 games, Sep 2-8.

.278 thru June 13, .171 thereafter...His average dropped 36 Aug 20 (.234 to .198) as he went 10-for-75 (.133) in his last 23 finished season in 1-for-24 slump (.042)...Longest hit streak was 17-20.

PREVIOUS CAREER HIGHLIGHTS

led 8th in the Pacific Coast League in batting...

in AAA All-Star game in Buffalo...Led the club in runs (77) and stolen bases (41)...Had 38 multi-hit games, including a pair of 4-hit contests in 3 days.

1987, M.L. DEBUT: Recalled by the Cubs from Iowa in June after **Shawon Dunston** went down with an injury...Made his major league debut on June 16 vs. Philadelphia, then made 24 straight starts at shortstop...First major league hit came June 17 off Philadelphia's **Shane Rawley** at Wrigley Field...Hit 1st major league homer on June 23 off the Mets' **Ron Darling** at Shea Stadium...Stole home on Sep 30 at Pittsburgh...Optioned to Iowa on July 13, but returned in September.

1988: Led American Association shortstops in total chances (597) and assists (400), while his .966 fielding percentage was 2nd best in the league...His 35 steals were 6th in the league.

1989: Led the Eastern League with 14 triples and added a career best 23 doubles...Named as the shortstop on Baseball America's All-Eastern League team after spending the previous season as an outfielder.

1984: Though drafted as an infielder spent all the season in the outfield in both the Cubs and Red Sox organizations.

AMATEUR CAREER: Played in 3 consecutive College World Series at the University of Texas where he played with **Roger Clemens**, **Calvin Schiraldi** and **Spike Owen**...Batted .455 (22-10) with 9 rbi in '83 Series, earning a spot on the all-tournament team...Hit a grand slam vs. Michigan in Game #4 as Texas won the national title in 5 games. Originally drafted by the Phillies in '80, but chose to attend Texas. Earned 4 letters in baseball and 2 in football at Union High School in Broken Arrow, OK.

PERSONAL: His father, **Mike**, was a catcher with the Washington Senators, '64-66...The senior **Brumley** was named to the Topps' All-Rookie team in '64...On Aug 13, '65 he hit a 2-run game-winning home run at Memorial Stadium off **Wally Bunker**...It was one of 5 major league homers he hit, his only blast in Baltimore. Mike and his wife, **Dana**, have a son, **Logan Michael** (6/3/89).

MICHAEL DEVEREAUX

12


Born: Apr. 10, 1963
Height: 6'0"; **Weight:** 191
Bats: R; **Throws,** R
Position: Outfield

Birthplace/Residence: Born in Casper, WY... Resides in Scottsdale, AZ.

Contract Status: Signed thru '90.

Tenure: 1 year, 87 days.

Signed Originally with: Los Angeles.



YEAR CLUB	AVG.	G	AB	R	H	2B	3B	HR	RBI	BB	SO	SB	CS	HP
1985 Great Falls—1	.356	70	289	73	103	17	10	4	67	32	29	40	9	2
1986 San Antonio	.302	115	431	69	130	22	2	10	53	58	47	31	8	3
1987 San Antonio	.301	135	562	90	169	28	9	26	91	48	65	33	18	2
1988 Albuquerque	.273	3	11	2	3	1	0	1	1	0	2	1	0	0
1989 Los Angeles	.222	19	54	7	12	3	0	0	4	3	10	3	1	0
1990 Los Angeles	.340	109	423	88	144	26	4	13	76	44	46	33	9	2
1991 Los Angeles—2	.116	30	43	4	5	1	0	0	2	2	10	0	1	0
1992 Baltimore	.266	122	391	55	104	14	3	8	46	36	60	22	11	2
N.L. Totals	.175	49	97	11	17	4	0	0	6	5	20	3	2	0
M.L. Totals	.248	171	488	66	121	18	3	8	52	41	80	25	13	2

GWRI: 1987-1, 1988-0, Total-1.

1—Selected by Los Angeles in 5th round of free agent draft June 1985.

2—Acquired by Orioles from Dodgers for RHP Mike Morgan on 3/11/89.

Career Highs, Game: **Runs-2**, 6 times, (latest Aug. 27, '89 at N.Y.); **Hits-4**, (June 8, '89 vs. Mil.); **HR-1**, 8 times, (latest Sep. 7, '89 at Tex.); **RBI-5**, (June 8, '89 vs. Mil.).

MIKE DEVEREAUX (Cont)

1989 SEASON SUMMARY

ced 93 runs (rbi + runs - hrs), 4th among A.L. rookies. Was 2nd in major league rookies with 22 stolen bases (**Jerome Walton** of the 24)...Only 2 O's rookies have ever had more: **Don Baylor** (24) and **Al Bumbry** (23 in '73)...Only twice in the '80s did an Oriole have 20 or more stolen bases: **Bumbry** (44 in '80) and **Alan Wiggins** (30 in '85)...Made 5 starts in all 3 outfield positions (Games: LF-4, CF-79, RF-36)...Made 5 starts in rightfield, one in center. From May 22 thru June 22, O's went 23-7 to go from 18-21 to 41-28 he batted .338 and had 3 game-winning rbi, all coming in the O's last at bat...? "sudden death" homers (see below).

He of two O's with 5 rbi games (**Stan Jefferson** was the first to come at Texas on Sep 7 (1) when he went 3-for-5 and hit a home run off **Nolan Ryan**...Had career-high 4-hit game vs. Milwaukee and added 2 steals...Had 6 straight hits, June 6-8.

IS: Homered off 3 of the toughest pitchers to hit in the A.L. in '87: **Dave Stieb** (Aug 20) and **Jeff Russell** (Aug 6), who were top 5 in the league with the lowest batting average against. Hit a home run off Minnesota's 17-game winner **Alan Anderson** on Apr 21.

ATH BLASTS: Became the 1st rookie since **Cal Ripken** in '82 to hit a "sudden death" game-winning home run...Mike hit 2: July 15 off **Bob McClure** to give O's 11-9 win, and Aug 6 off Texas' **Jeff Lacy** for a 3-2 win...The controversial 2-run blast off **McClure** capped a 9-inning which saw the O's wipe out a 9-7 deficit...The ball was hit to the leftfield line and was seemingly impossible to determine if it was fair or foul. Umpire **Jim Joyce** called it fair...Combined with **Russell** gave up only 4 other homers all season-125 innings.

Was batting .239 (46-11) thru May 7, but went on a tear 24-for-55 over next 16 games raising average to season-high .347 on June 11...Batted only .211 (185-39) in his next 55 games...Hit .259 on Aug 25, but he batted .286 the last 27 games...Hit .333 (39-13) from the 9th inning on...Hit .429 (7-3, BB-1) with bases loaded.

APR (.270, 37-10, HR-1, RBI-8)...**MAY** (.316, 38-12, HR-1, RBI-5)...**JUNE** (.282, 71-20, HR-1, RBI-5)...**JULY** (.228, 57-13, HR-2, RBI-4)...**AUG** (.242, 95-23, HR-2, RBI-9)...**SEP-OCT** (.280, 93-26, HR-1, RBI-5).

PREVIOUS CAREER HIGHLIGHTS

BRIEFLY, '87-'88: Made his major league debut on Sep 2, '87 off Philadelphia's **Don Carmen** in his 1st at-bat...Had two 3-hit games in '87...In '88, recalled by Dodgers from the minors on Apr 21 after ex-Oriole **John Shelby** was injured...Went 5-for-11 in his first game...Was optioned back on May 12...Returned to Dodgers on May 19 and went 2-for-17 (.118) in 15 games.

BRIEF CAREER SUMMARY: In 4 minor league seasons with the Dodgers...batted .320 (1716-549) and averaged 34 steals a year...Was among the top 10 prospects in every league in which he played...1st in the Pacific Coast League in batting (.340) for Albuquerque...2nd in the league in runs (88) and was 7th in stolen bases (33)...Named 1st star team.

7 home runs, the most by a Dodgers' minor leaguer that season...1st in San Antonio in virtually every offensive category...Led Texas League in fielding mark...Also topped the league in stolen bases (11)...Had 4 hits and 4 steals Apr 15 vs. Wichita...3rd best prospect in Texas League by the league's managers...1st in the Texas League in batting (.301) and 3rd in outfield...Named 4th best prospect by league managers.

Named Pioneer League Player of the Year while leading the league in hits (103), total bases (152), rbi (67) and stolen bases (40)...Attended Kelly Walsh High School, same as Cincinnati's **Tom**

Oddibe McDowell were teammates at Arizona State University...Homered in opening game of College World Series in '84 vs. Miami...ASU finished 55-20 that year, ranked 2nd in the nation.

PERSONAL: Earned a degree in finance from Arizona State...Single...Nicknamed "Devo."

STEVEN (STEVE) ALLEN FINLEY

10

Born: March 12, 1965
Height: 6'2"; Weight: 180
Bats: L. Throws: L
Position: Outfielder

Birthplace/Residence: Born in Union City, TN
Resides in Paducah, KY.

Contract Status: Signed thru '90.

Tenure: 1 year.

Signed Originally with: Orioles.



YEAR CLUB	AVG.	G	AB	R	H	2B	3B	HR	RBI	BB	SO	SB	CS	HP
1987 Newark-1	.293	54	222	40	65	13	2	3	33	22	24	26	5	2
Hagerstown	.338	15	65	9	22	3	2	1	5	1	6	7	2	0
1988 Hagerstown	.214	8	28	2	6	2	0	0	3	4	3	4	0	0
Charlotte	.300	10	40	7	12	4	2	1	6	4	3	2	0	1
Rochester	.314	120	456	61	*143	19	7	5	54	28	55	20	11	0
1989 Baltimore	.249	81	217	35	54	5	2	2	25	15	30	17	3	1
Hagerstown	.417	11	48	11	20	3	1	0	7	4	3	4	0	0
Rochester	.160	7	25	2	4	0	0	0	2	1	5	3	0	0

Pro Totals .296 306 1101 167 326 49 16 12 135 79 129 83 21 4

* Led League

1-Selected by Orioles in June '87 free agent draft (14th round). Previously drafted by Atlanta ('86), but did not sign.

Career Highs, Game: Runs-2, 5 times, (latest Sep. 7¹, '89 at Tex.); Hits-3, twice, (latest Sep 7², '89 at Tex.); RBI-4, (June 5, '89 at N.Y.); SB-3, (Sept. 7¹, '89, at Tex.); HR-1, twice, (latest June 5, '89 at N.Y.).

Hitting Streak: 6, (Sep. 3 thru 9, '89).

Grand Slams: 1, (see page 25).

1989 SEASON SUMMARY

Made the club out of spring training as a non-roster player...Exactly one year earlier he opened the season at Class A Hagerstown...Made his major league debut on opening day and was batting #3 in the lineup...However, on his 1st fielding chance he suffered a sprained right shoulder when he crashed into the right-centerfield fence making a superb catch of a **Nick Esasky** drive in the 3rd inning...Placed on the 15-day disabled list, Apr 4

Reactivated from DL on April 22 and got his 1st major league hit that night, a single off Minnesota's **Fred Toliver**...In the 7th he singled again off **Toliver** to drive in go-ahead run in O's 4-1 win which put them alone in 1st place for the 1st time since May 11, '85...Three days later hit 1st major league homer off California's **Willie Fraser**, a 3-run blast Apr 25 in O's 8-1 win.

Batted only .196 in May and was at .186 on June 15, but hit .290 the rest of the season, including .301 (93-28) after the All-Star break.

Missed August with sprained right wrist, but went 10-for-22 in 1st 6 games after return, Sep 3-9.

Started at all 3 outfield positions (rf-32, cf-19, lf-3)...Stole 17 bases in only 81 games, 3rd highest among A.L. rookies.

SPEED: Thanks to him, and other newcomers **Phil Bradley** and **Mike Devereaux**, Orioles outfielders combined to steal 89 bases, 45 more than in '88 and 2nd most among A.L. outfielders (K.C. had 97)...Had an 85%

IN UNIFORM

STEVE FINLEY (Cont)

access rate (17 of 20), 4th best in the A.L. (min. 15 sb) **mond, KC.** (16-16, 100%); **Julio Franco**, Cle. (21 of 24 **fount, Mil.** (19 of 22, 86%)

his 1st 10 stolen base attempts, through July 16...Stole header at Texas, Sep 7, including 3 in the 1st game. 1 accomplished 12 other times.

ted O's only grand slam, June 5 against N.Y.'s **Chuck Stadium debut**...Had been 0-for-15 against lefthanded hit it.

Batted in every spot in the lineup, except cleanup...Hit at Texas, where he was 8-for-19 (.421)...Batted 131 East and .295 (156-46) vs. the West...Had 13 multi-hit West teams.

PREVIOUS CAREER HIGHLIGHTS

CHAMPION: Started the season at Class A Hagerstown, ions saw him move up to Class AA Charlotte on April Rochester 12 days later...Went on to become the 1st o win the International League batting championship in '76...Despite missing 20 games, he also led the 3)...Started in the Triple A Alliance all-star game at

Penn League all-star team... His 26 stolen bases were vent 5-for-5 July 19 vs. Erie.

in the 11th round by the Atlanta Braves in '86 following ut did not sign. Signed with the O's the following year d in the 14th round...Twice named to the All-Missouri team in helping lead Southern Illinois University at erence titles in '84 and '86...A 3rd team all-America in 86 Team USA which won bronze medal in international etherlands...Played baseball and was team MVP at (KY) High School, where he graduated in '83.

a degree in physiology from SIU-Carbondale...Was actic school (Logan College in St. Louis), but chose spent off-season hunting quail and geese, and refer- mes... Single.


LEONARDO (LEO) GOMEZ

80

born and still resides in co.

f thru '90.

Orioles.



	AB	R	H	2B	3B	HR	RBI	BB	SO	SB	CS	HP
3	88	23	31	7	1	7	28	25	27	1	0	1
7	466	94	152	*38	2	19	110	95	85	6	2	2
4	89	6	26	5	0	1	10	10	17	1	2	0
4	448	71	126	23	3	18	78	89	102	2	2	5
5	1091	194	335	73	6	45	226	216	231	10	6	8

OUTSTANDING CAREER: Has a .307 career average in the Orioles' organization...In his 2 full seasons, '87 and '89, compiled 165 runs, 278 hits, 61 doubles, 37 homers, 188 rbi and 184 walks in 265 games.

1989: Batting .242 (227-55) through June, was red hot (221-71, .321) the rest of the season...Hit .351 (111-39) in August with 9 homers and 30 rbi...Had a pair of 2 homer games, Aug 5 vs. Albany and Aug 24 vs. Harrisburg.

Belted grand slams July 2 vs Williamsport and July 23 (1) vs Reading...Had 10-game hit streak (39-19, .487), Aug 2-12...During that streak, had 3, 3, and 4 hits, Aug 4-6...In season's final 10 games, Aug 22-31, batted .444 (36-16)...Walked in 8 consecutive games (total of 15 walks), Apr 16 (2)-25.

Led the Eastern League with 89 walks, was 2nd with 78 rbi, 5th with 18 home runs and 10th with a .281 batting average...Named to the '89 E.L. All-Star team...Twice earned 'Player of the Week' honors...Played 116 games at 3rd base and one game at shortstop.

1988: Suffered a stress fracture of his right leg and didn't play after May 1...Was leading Charlotte in games (24), hits (26), and doubles (5) at the time of his injury...Had 8 rbi in last 8 games before injury.

1987: Was the winner of the 9th annual Clyde Klutzz Memorial Award (Orioles' organization "Player of the Year"). Led the Carolina League in batting (.326) and doubles (38), and was 2nd in RBI (110), walks (95) and on-base pct. (.435)...Was 3rd in slugging (.539) and total bases (251)...Named C.L. "Player of the Week" 4 times and "Player of the Month" twice.

1986: Was 74 plate appearances shy of qualifying for Appalachian League batting and slugging titles...Drove in 28 runs in 27 games...Hit grand slam Aug 7 vs Elizabethton.

AMATEUR/PERSONAL: Graduated from Luis Hernaes Nevones High School in Carnovanas, PR...Played baseball and volleyball...Signed as an undrafted free agent by Orioles' scout **Jim Pampanye**.

RENE ADRIAN GONZALES

88

Born: Sep. 3, 1961

Height: 6'3"; Weight: 195

Bats: R; Throws: R

Position: Infielder

Birthplace/Residence: Born in Austin, Texas . . .

Resides in Covina, CA.

Contract Status: Signed thru '90.

Tenure: 3 years, 24 days.

Signed Originally with: Montreal.



YEAR CLUB	AVG.	G	AB	R	H	2B	3B	HR	RBI	BB	SO	SB	CS	HP
1982 Memphis—1	.213	56	183	10	39	3	1	1	11	9	44	2	3	3
1983 Memphis	.269	144	476	67	128	12	2	2	44	40	53	5	2	3
1984 Indianapolis	.234	114	359	41	84	12	2	2	32	20	33	10	4	2
Montreal	.233	29	30	5	7	1	0	0	2	2	5	0	3	1
1985 Indianapolis	.226	130	340	21	77	11	1	0	25	22	49	3	5	0
1986 Indianapolis	.273	116	449	57	108	14	2	3	43	41	47	8	6	2
Montreal—2	.115	11	26	1	3	0	0	0	0	2	7	0	2	0
1987 Baltimore	.267	37	60	14	16	2	1	1	7	3	11	1	0	0
Rochester	.300	42	170	20	51	9	3	0	24	13	16	4	2	1
1988 Baltimore	.215	92	237	13	51	6	0	2	15	13	32	2	0	3
1989 Baltimore	.217	71	166	16	36	4	0	1	11	12	30	5	3	0
A.L. Totals	.222	200	463	43	103	12	1	4	33	28	73	8	3	3
N.L. Totals	.179	40	56	6	10	1	0	0	2	4	12	0	5	1
M.L. Totals	.218	240	519	49	113	13	1	4	35	32	85	8	8	4

RENE GONZALES (Cont)

Runs-2, 4 times, (latest Aug. 14, '88 at Mil.); Hits-4 (Phi.); HR-1, (4 times), (latest June 1, '89 at Det.); RBI-2, Sep. 26, '88 vs. N.Y.) g. 22 thru 27, '88).

1989 SEASON SUMMARY

12 games of the year and was the O's 5th different 2nd baseman in as many seasons (Rich Dauer; Burleson, Bill Ripken)...Made 40 starts at 2b and 3b in one game at short, Aug 7 vs. Minnesota, when called for arguing balls and strikes in the 1st inning...Happily in that game (po-2, a-5, dp-1).

High 6 consecutive games, May 3-June 2 (21-10, .478), season-high .283...Connected for his lone home run off rookie Randy Nosed...Was 19-for-106 (.179) the yr...Had "sudden-death" game-winning single in 10th New York...His career average vs Yankees is .314

.462 in May (13-6), lifting career average in May to .444...4 career major league homers, 3 have been hit in the

PREVIOUS CAREER HIGHLIGHTS

er-high 72 games, including 63 at 3b...Also made 8 5 positions: 1b-2b-ss-3b-rf...Batted a club-high .361 giving him .358, 53-19, career average vs NY), but inst the rest of the A.L.

14 games after moving into starting lineup, May 15, season-high .290 on June 5...But, batted only .107 ies, dropping to season-low .185 on Aug 13.

games, May 15-June 21, and made just one error ide 28 straight starts, Aug 10-Sep 9.

s hospitalized for several days with blood poisoning All-Star break...Helped coach amateur baseball in fseason.

ded season with the O's, but spent half the year in ...Made 15 starts for the O's, all at 3rd...Appeared in ies, batting .207 (29-6) when he was optioned to ies, batting .207 (29-6) when he was optioned to ies...Came back to Baltimore on Sep 10 and hit .323 games...Hit safely in his 1st 6 games after recall morial Stadium, and was 7-for-11 in 1st 4 games. as his 1st major league home run, a solo homer at ise DeLeon on May 2.

ed 5 different positions: 1b-1; 2b-8; 3b-22; ss-12; (.315) with 14 rbi over last 2 1/2 weeks while Red rn playoff spot.

ntreal from Indianapolis on July 20 and made 3 i, but was sent back on July 24 when Montreal rom Philadelphia...Recalled again on Sep 19 and nal 16 games, 5 at 3rd, 3 at shortstop.

olis, established career highs in average and d 42 games at 3rd, 41 at shortstop and 40 at 2nd. Association shortstops with 345 assists and 79 2nd in games (127).

ints with Expos in between playing for Indianapo debut July 27 at home vs. Phillies...Closed out jinning Sep 10, following conclusion of American started 7 consecutive games at short, Sep 15: a single off Jerry Koosman at Philadelphia, Sep r-5 in win over Phillies. Won a Silver Clavet

EARLY CAREER: Went from college to "AA" ball in Memphis in '82...In '83, finished 2nd in games played in the Southern League while leading the league's shortstops in fielding (.972), putouts (258) and double plays (102).

AMATEUR CAREER: Attended Cal State-LA...As a junior in '82, led the team in doubles (14) and rbi (34)...Also played at Glendale (CA) City College...He is a Rosemead (CA) High School graduate.

PERSONAL: Wears the highest uniform number (88) in O's history...Worked as an usher at Dodger Stadium for 2 seasons while in college...Father, Ben, played minor league ball between '56-'60 and at the end of the '58 season was on the Rochester roster (Cardinals' AAA club then), but did not play...Single.

PETER (PETE) THOMAS HARNISCH

42

Born: Sep. 23, 1966

Height: 6'0"; Weight: 207

Bats: R, Throws: R


Position: Pitcher

Birthplace/Residence: Born and still lives in Commack, NY.

Contract Status: Signed thru '90.

Tenure: 135 days.

Signed Originally with: Orioles.



YEAR CLUB	W-L	ERA	G	GS	CG	SHO	SV	IP	H	R	ER	BB	SO
1987 Bluefield-1	3-1	2.56	9	9	0	0	0	53	38	19	15	26	64
Hagerstown	1-2	2.25	4	4	0	0	0	20	17	7	5	14	18
1988 Charlotte	7-6	2.58	20	20	4	2	0	132.1	113	55	38	52	141
Rochester	4-1	2.16	7	7	3	2	0	58.1	44	16	14	14	43
Baltimore	0-2	5.54	2	2	0	0	0	13	13	8	8	9	10
1989 Baltimore	5-9	4.62	18	17	2	0	0	103.1	97	55	53	64	70
Rochester	5-5	2.58	12	12	3	1	0	87.1	60	27	25	35	59
M.L. Totals	5-11	4.72	20	19	2	0	0	116.1	110	63	61	73	80

Pro Totals 25-26 3.04 72 71 12 5 0 467.1 382 187 158 214 405

1-Selected by Orioles in June '87 free agent draft (3rd pick, a bonus choice between the 1st and 2nd rounds, as compensation for Cleveland signing Rick Dempsey). Signed by Joe Delucca.

Low Hitter: 3, (Aug. 11², '89 vs. Bos.).

Strikeout Highs: 5, twice, (Sep. 13, '88 at Bos. and Sep. 19, '88 at N.Y.).

Walk High: 7, (Aug. 1¹, '89 at Bos.).

Pitches: Fastball, change-up, slider.

1989 SEASON SUMMARY

One of 5 rookies to start for the O's in '89 and the club's youngest starter...Held opponents to a .249 average, lowest among team starters and 23 points below what opponents hit against the rest of the staff...Averaged 5.6 walks per 9, highest on club.

Began the season with the Orioles, but pitched only twice in the 1st month and was optioned to Rochester on Apr 28...Returned July 5 and became a regular in the O's 4-man rotation thru mid-September.

Lost 4 of 1st 5 starts after recall in July leaving him 1-5 (6.25 era), but in his last 10 starts of '89 beginning Aug 6 he worked to a 3.57 era (ip-63, h-53, er-25) and was 4-4 (O's scored one run or less in 4 of the 10 games)...Worked into the 7th inning in 8 of his last 11 starts.

Was particularly effective in month-long stretch from Aug 6-Sep 7 when he compiled a 2.74 era (ip-49.1, h-41, er-15), but managed only 2 wins in 7 starts. Missed his final starting assignment at Toronto on Sep 30 when

PETE HARNISCH (Cont)

had 3 clutch wins down the stretch...Pitched his 1st ML game win in a 3-hit, 4-1 victory over Boston, Aug 11...It was the 1st complete game win over Boston since June 20, '86 (48 games). Sox 1 1/2 games behind...On Aug 20 he beat Toronto's **Dave Sten** 5-6, 1, h-7, er-2) to keep Jays from overtaking O's...In last start he knocked Milwaukee from the pennant race with a 5-3 win **juera** (ip-6.1, h-3, er-3), combining with **Gregg Olson** on a

AD: Is 3-1 in 5 career starts at home (3.67 era, ip-34.1, h-29, 10 in 14 career starts on the road (5.29, ip-81.2, er-48)...Won 10 starts; 9-5 at Texas on Sep 7 and 5-3 at Milwaukee on Sep

OUS: Received one run or less in 6 of 17 starts...Walked 6 or 4 times.

PREVIOUS CAREER HIGHLIGHTS

OUT: Was recalled from Rochester on Sep 13...Made his major league debut at Boston that night...Started and lost 6-4...Gave up only 4 innings, including a grand slam to **Jim Rice** in the 3rd inning, the next 10 batters...Other start came at NY on Sep 19, 2-2 decision (ip-6, h-7, er-3, bb-6, so-5).

the season at Charlotte (AA), promoted to Rochester (AAA) on April 11, he was 11-7 (2.45, ip-190.2, bb-66, so-184)...Made 4 starts for Rochester (including 2 in postseason) and threw 4 relief shutouts in both playoff starts.

on Aug 14 in 2-0 win over Toledo...Starting with that win, he pitched thru the playoffs, he went 5-0 in his last 6 starts and 7 earned runs in 50 innings (1.26 era).

(gs-6, cg-3, era-1.97, ip-50.1, h-38, er-11, bb-12, so-38) in 1987 named Orioles "Minor League Player of the Month."

Early promotion from Charlotte, finished 3rd in the Southern League strikeouts (141) and 7th in era (2.58)...SL managers named him top prospect in a poll conducted by Baseball America.

the Orioles 3rd selection in June '87 draft out of Fordham bonus pick between the 1st and 2nd rounds, he was the 28th overall...Named Appalachian League's 3rd best prospect by fans that season...Was 3 innings shy of qualifying with the best era...Averaged 10.94 strikeouts per 9 innings at Bluefield 1266 batters in 263.2 innings in the O's minor league system.

H SCHOOL CAREER: Was 8-1 in '87 at Fordham with a 2.64 ip-97...Helped lead Fordham to 33-13 record and into the playoffs...Previous year was 7-2 with a 2.62 (ip-69, so-75)...Named Player of the Year twice, All-ECAC 3 times and 3rd team All-America...Graduated from Commack (NY) High School in '84...Named MVP.

Has 4 brothers and 2 sisters...Studied martial arts in off-season...Enjoys playing street hockey.

KEVIN JOHN HICKEY

1956

Height: 197

Weight: 175

Position: L

Throws: R

Birthplace: Born in Chicago, IL

Current Residence: Annapolis, MD.

Signed: Signed thru '90.

Years: 5.

Currently with: Chicago White Sox.



YEAR CLUB	W-L	ERA	G	GS	CG	SHO	SV	IP	H	R	ER	BB	SO
1979 Portland—1	2-4	4.00	9	7	3	0	0	36	37	19	16	23	24
1979 Appleton	5-10	3.57	29	15	4	0	3	121	122	64	48	71	100
1980 Gens Falls	9-7	4.31	26	26	5	2	0	169	184	92	81	73	80
1981 Chicago (AL)	0-2	3.65	41	0	0	0	3	44.1	38	22	18	18	17
1982 Chicago	4-4	3.00	60	0	0	0	6	78	73	32	26	30	38
1983 Chicago—2	1-2	5.22	23	0	0	0	5	20.2	23	14	12	11	8
1984 Denver	2-2	6.27	16	7	0	0	1	4	61	39	33	23	20
1984 Columbus—3	1-1	8.68	5	1	0	0	0	9.1	14	10	9	8	3
1985 Albany—4	1-0	2.92	11	0	0	0	1	12	11	5	4	7	11
1986 Reading—5	4-5	2.63	33	0	0	0	10	48	42	17	14	15	33
1986 Portland—6	1-3	6.51	33	5	0	0	2	65	76	54	47	29	44
1987 Hawaii—7	4-5	5.38	43	4	0	0	8	74	83	50	44	31	44
1987 Phoenix—8	0-0	2.00	3	0	0	0	0	9	5	2	2	5	4
1988 Charlotte—9	1-1	3.72	6	1	0	0	0	9.2	10	4	4	8	7
1988 Rochester	2-0	1.46	27	0	0	0	2	37	31	7	6	9	24
1989 Baltimore	2-3	2.92	51	0	0	0	2	49.1	38	16	16	23	28

ML Totals 7-11 3.37 175 0 0 0 16 192.1 172 84 72 82 91

1—Signed by Chicago White Sox as undrafted free agent on 8/18/77.

2—Released by Chicago on 3/26/83 and re-signed on 4/2/83.

3—Acquired by New York Yankees from Chicago, along with pitcher Doug Drabek, in deal for infielder Roy Smalley on 7/18/84.

4—Released by New York on 5/25/85.

5—Signed by Philadelphia as free agent on 6/1/85.

6—Released by Philadelphia on 9/30/86.

7—Signed by Chicago White Sox organization as free agent on 3/11/87.

8—Signed by San Francisco organization as free agent on 8/22/87 after release by Chicago.

9—Signed by Orioles as 6-year minor league free agent on 12/18/87.

Longest Outing: 5.1, (Aug. 9, '82 vs. Bal.).

Strikeout Highs: 4, (Aug. 9, '82 vs. Bal.).

Walk Highs: 3, (May 19, '81 at Tor.).

Winning Streak: 2, (Aug. 9 thru 31, '82).

Losing Streak: 3, (Sep. 21, '82 thru June 3, '83).

Pitches: Fastball, curve, slider, forkball.

1989 SEASON SUMMARY

His 51 appearances were the most by an Orioles lefthander since '84 (**Tippy Martinez** had 55 in '84)...When he made his debut with the O's on Apr 3, it was his 1st big league appearance since July 31, '83...Had gone 5 years, 8 months, and 3 days between major league games...His win June 3 at Detroit, was his 1st since June 17, '83.

All but 13 of his 51 appearances were scoreless, including 22 of his 1st 26 thru June 28 (2.13 era, ip-25.1, er-6), but was scored on in 9 of his last 25...Allowed more than one run only twice.

In his 1st appearance against his former team, the White Sox on May 12, he picked up his 1st save since May 7, '83...Allowed only 3 of first 22 inherited runners to score, but 12 of 48 on the season.

Had a save and a win in consecutive games at Detroit: June 2 he saved a 4-1 win for **Bob Milacki** and the next night he was a 4-2 winner over **Doyle Alexander**.

Didn't allow a hit in his last 7 appearances of '89, but walked 4 of the 12 batters he faced during that span.

TOUGH ON LEFTIES: Held lefthanded batters to a .206 (68-14) average, including a combined 1-for-17 by **Wade Boggs** (0-5), **Don Mattingly** (1-4), **George Brett** (0-5), and **Harold Baines** (0-3)...That group hit a collective 310 against the rest of the A.L.

SHORT MAN: Faced an average of only 3.9 men per appearance, 2nd lowest in the A.L. behind Seattle's **Keith Comstock**, 3.58...His longest outing was 2.2 innings and he did it only twice: July 7 at Milwaukee and Aug 12 vs. Boston...Has pitched more than 3 innings only 4 times in 175 big league appearances.

PREVIOUS CAREER HIGHLIGHTS

MINORS, '84-'88: Spent time in the White Sox, Yankees, Phillies and Giants organizations...Released by all 4 teams...Played with 9 different teams in 5 years...Had his best season in '84, when he finished 3rd in the Eastern League with 11 saves...Invited to spring training with Yankees in '85 and again by Orioles in '88...At Rochester in '88, was 3rd on staff in appearances (27) and games finished (11).

WHITE SOX, '81-'83: Made his major league debut on Apr 14, '81 at home against Milwaukee...Gave up 1st major league hit 4 games later on Apr 18...Finished 3rd on the club in appearances

3.00)...Gave up 4 homers that season, 3 of them to the n, Gary Roenicke, and Eddie Murray)...In '83, devel- and didn't pitch the last 2 months...Wasn't eligible for '83 hip series vs. Orioles.

GUE CAREER: In '80, his 3rd year in pro ball, he was ox "Minor League Player of the Year" by the Pitch and ...Winner of the Silver Glove award as the best fielding minor leagues in '80...Handled 61 chances without an double plays.

f: Graduated from Kelly High School after also attend- ma mater of Orioles' advance scout Ed Farmer), but all at either place...He worked at a steel company n...It was while playing softball and leading the team a 16-inch softball world championship in '76, that he d...After switching to a semi-pro team, the Markham given a summer tryout in '78 and offered a contract by General Manager Roland Hemond.

his wife, Terri, have 2 daughters: Kristen (2/9/84) and During the off-season he took karate lessons and th ice hockey team in the Baltimore area.

TOPHER (CHRIS) ALLEN HOILES

08

Born in Bowling Green, me, OH.
I thru '90.

Detroit.

G	AB	R	H	2B	3B	HR	RBI	BB	SO	SB	CS	HP
'68	253	42	81	19	2	13	57	30	20	10	1	1
08	380	47	105	12	0	13	53	35	37	1	5	3
22	69	4	11	1	0	2	6	2	12	1	0	2
03	360	67	102	21	3	17	73	50	56	4	3	7
96	322	41	79	19	1	10	51	31	58	1	2	4
6	9	0	1	1	0	0	1	1	3	0	0	0


03 1393 201 379 73 6 55 241 149 186 17 11 17
B6 free agent draft (19th pick).
troit, along with pitchers Robinson Garces and Cesar Mejia, in deal for

1989 SEASON SUMMARY

with Rochester, but was recalled Apr 22 when Bob abled list...Made his major league debut Apr 25 at n-hitting role (grounded out against Bob Mc- xt game, Apr 29 at Seattle as a designated hitter l strikeout)...Appeared as a pinch hitter in one other attle before he was optioned to Rochester, May 7.

games, he hit 10 home runs to tie for the team lead I was tied for 3rd (with Chris Padgett) in rbi with 1 May and 4 more in August...Hit 2 in a game, Aug and slam, May 28 vs. Buffalo...Batted .414 (29-12) ik, Aug 7-14.

ter Rochester's season ended, he returned home f his recall to O's in the middle of the night, Sep es, Sep 10 at Texas, Sep 17 vs. KC (0-for-1) and



WINTER BALL: Played for Estrellas in the Dominican League, batting .276 (58-27) with 18 runs scored, 7 doubles, one home run, 16 rbi and 20 walks (19 strikeouts) in 31 games...Played for Mayaguez in the Puerto Rican Winter League in '88.

MINOR LEAGUE CAREER

1988: Acquired Aug 31 from the Detroit organization along with pitchers Cesar Mejia and Robinson Garces for Fred Lynn...Began the season at Toledo, but was reassigned to Glens Falls on May 17 and remained there the rest of the season.

Topped all Tiger farmhands with 19 homers, including 17 at Glens Falls, tied for the most in the Eastern League...Also led the league in slugging (.500) and was 3rd in rbi (73), 4th in runs (67), and 11th in batting (.283)...Threw out 38 of 105 attempted base stealers (.362), 5th best among the league's 28 catchers with 10 or more attempts.

Batted .316 (215-68) after July 2, including .390 (100-39, rbi-27) in 28 games, July 3-28... With Glens Falls, hit safely in 70 of 103 games, including 31 multi-hit games.

1987: Moved from 1st base back to catcher and threw out a league-high 53 attempted base stealers (53 of 140, .379; league average was .353)...Tied for the club lead in homers (13)...Played in Eastern League All-Star Game.

1986: Named to the Appalachian League All-Star team as a 1st base- man...Led the league in rbi (57), gwrbi (10), total bases (143), doubles (19) and games (68)...Also, 2nd in homers (13) and tied for 3rd in batting (.320)...Led league's 1st basemen in fielding (.996)...Caught in 6 games.

AMATEUR CAREER: Graduated from Elmwood (Wayne, OH) High School- where he played football, basketball and baseball...Caught 3 years at Eastern Michigan University...Batted .340 in '84 as a freshman, .372 in '85, and .342 in '86 with a school record 19 homers and 70 rbi...Also set EMU career record with 34 home runs...Ended with .352 career aver- age...Named all-Mid-American Conference in '86.

PERSONAL: Majored in science at Eastern Michigan until he was drafted after his junior season...Single.

BRIAN JOHN HOLTON

51

Born: Nov. 29, 1959

Height: 6'0"; Weight: 196

Bats, R: Throws, R

Position: Pitcher


Birthplace/Residence: Born in McKeesport,

PA... Resides in Hunt Valley, MD.

Contract Status: Signed thru '90.

Tenure: 3 years, 101 days.

Signed Originally with: Los Angeles.



ONLY ORIOLE TO HOMER 1ST TIME UP

Righthanded pitcher Leslie "Buster" Narum is the only Oriole ever to hit a home run in his first major league plate appearance. He entered a game in Detroit on May 3, '63 in relief of Chuck Estrada, and homered in the 4th inning off lefthander Don Mossi with John Orsino aboard. It was to be for Buster, a long time Orioles farmhand, his only at bat in a Baltimore uniform.

The Orioles won the game, but Narum, who worked 2.2 scoreless innings, was not a pitcher of record. The win went to Wes Stock. That was the first of 7 appearances, all in relief, Narum made for the O's...He

BRIAN HOLTON (Cont)

W-L	ERA	G	GS	CG	SHO	SV	IP	H	R	ER	BB	SO
6-4	4.33	14	13	3	0	0	79	94	51	38	23	54
7-0	2.63	10	10	6	3	0	72	47	26	21	32	72
3-5	3.71	13	7	3	0	0	51	50	24	21	25	40
15-10	3.43	27	27	16	2	0	207	204	93	79	65	130
16-6	3.44	26	26	9	0	0	191	215	94	73	51	73
12-8	5.13	32	22	7	1	3	161.1	191	102	92	60	76
0-0	0.00	0	0	0	0	0	0	0	0	0	0	0
7-5	6.36	20	19	0	0	0	97.2	113	76	69	50	70
0-0	5.63	12	2	0	0	0	32	39	23	20	9	15
9-10	3.61	27	27	7	1	0	179.2	183	83	72	40	88
1-1	9.00	3	0	0	0	0	4	9	7	4	1	1
10-10	3.78	27	27	5	1	0	182.2	200	90	74	20	103
2-3	4.44	12	3	0	0	0	24.1	28	13	12	6	24
3-2	3.89	53	1	0	0	2	83.1	87	39	36	32	58
7-3	1.70	45	0	0	0	1	84.2	69	19	16	26	49
5-7	4.02	39	12	0	0	0	116.1	140	63	52	39	57

18-16 3.45 152 16 0 0 3 312.2 333 141 120 104 103

With club from Sep. 14 thru end of season, but did not appear in game
 Angeles in the Jan. '78 free agent draft (1st round, secondary phase).
 Incy on 10/15/84; resigned by Los Angeles on 10/22/84.
 les from Los Angeles, along with pitcher Ken Howell and shortstop Juan Bell, in deal for
 88.

6, (Sep. 12, '86 vs. Cin. at L.A.).
 July 8, '89 at Mil.).
 3, (July 14 thru 26, '88).
 1, (Apr. 8 thru May 21, '89).
 6.1 innings, start, (July 8, '89 at Mil.).
 I, curve, cut fastball, change-up.

PIONSHIP SERIES RECORD

W-L	ERA	G	GS	SHO	SV	IP	H	R	ER	BB	SO
0-0	2.25	3	0	0	1	4	2	1	1	1	2

RECORD

W-L	ERA	G	GS	SHO	SV	IP	H	R	ER	BB	SO
0-0	0.00	1	0	0	0	2	0	0	0	1	0

1989 SEASON SUMMARY

er A.L. game, was the winner on Opening Day, Apr 3 vs.
 4.1 innings of scoreless relief in O's 5-4 thriller...Split time
 and relief...Came out of the bullpen in 11 games through
 11 of his next 12 appearances through July 19.
 season pitching in relief, except Aug 14 vs the Tigers in
 t with **Mark Thurmond** and **Dave Schmidt** (see
 out season strong, going 1-1 with 2.00 era and only one
 (ip-9) in September.
 as 2-4 with a 4.37 era in 27 games (ip-59.2, h-72, r-35,
 , so-25)...O's were 6-21 in games he pitched...Pitched
 plete innings 5 times...His longest stint was 4.2 innings.
 (absorbed the 11-5 loss)...Wins came vs Boston, Apr 3
 ep 2...Lost at Minnesota, Apr 8; Boston, Apr 17; Seattle,
 vs New York, Sep 22.
 -3 with 3.65 era in 12 starts (ip-56.2, h-68, r-28, er-23,
 '6)...Beat Texas, May 29, for his 1st ML win as a
 :to-back starts, July 8 at Milwaukee and July 14 vs.
 e Brewers, 5-2, giving up 2 unearned runs in personal
 while striking out 4...Defeated the Angels, 6-4, striking
 16 innings, May 21 vs. Cleveland, losing 2-0...Lost June
 nd July 19 vs. Seattle...Pitched 6-plus innings of a
 onto, June 28, game won by O's, 2-1...O's were 9-3 in
 g 4-0 in starts vs **Nolan Ryan** (Texas), **Ted Higuera**
McCaskill (California) and **Jack Morris** (Detroit).
ART: With O's short on fresh pitchers, Manager **Frank**
 chores for the Aug 14 game at Detroit...Holton started
 , so-1)...He was followed on the mound by **Thurmond**

CAREER STARTER: He was 1-2 with a 4.86 era in 4 N.L. starts, 3 in '86 and
 the other in '87 (ip-16.2, h-19, r-9, er-9, hr-1, bb-5, so-14)...His career line
 as a starter is 4-5 in 16 games with a 3.93 era (ip-73.1, er-32).

BEST MONTHS/TEAMS: Was 1-1 with 1.77 era in May last year...All-time,
 he is 3-1 with 1.70 era in that month...Ironically, his career highs in wins
 (6) and era (4.60) come in the same month, July...Excelled against
 Brewers, 1-0, 0.84 (ip-10.2, er-1) in 2 games and Texas, 1-0, 1.23 (ip 7.1,
 er-1) in 2 games.

PREVIOUS CAREER HIGHLIGHTS

1988: Served as the set-up man in the world champion Dodgers' bullpen,
 which led the N.L. in wins (27) saves (49) and era (2.35)...Had the lowest
 ERA on the staff and the 2nd best winning percentage (behind **Orel**
Hershiser).

Was scored against on Aug 14 vs S.F., but his next inning was
 scoreless, starting a string over his final 9 regular season appearances
 (16.2 additional innings) without allowing a run (streak was extended to
 22 between including Opening Day, '89).

His 1.70 era was the 2nd lowest in the majors among pitchers with 75
 or more innings (following Cincinnati's **John Franco**-1.57)...Worked a
 career-high 84.2 innings and allowed only one homer all season (to **Terry**
Pendleton, at St. Louis, July 20)...Only Mets' **Roger McDowell** had a
 better ratio (one homer in 89 innings).

Earned one save in regular season, June 26 at Cincinnati), but also
 added another during postseason (see below).

POST SEASON: In 4 appearances, over 6 innings, allowed only 2 hits and
 one run...Saved Dodgers' 7-4 win in game #5 of the NLCS at New York,
 working 1 2/3 innings of scoreless relief...Pitched in game #1 of World
 Series and combined with **Tim Leary** and **Alejandro Pena** to shut out
 Oakland over the last 7 innings...Dodgers won, 5-4, in dramatic fashion in
 the 9th on **Kirk Gibson's** 2-out, 2-run homer.

VS. NATIONAL LEAGUE: Was 3-0 vs the Cubs in '88, giving him a 4-0
 lifetime mark...Career against the Mets he allowed only one earned run in
 15 innings (0.60) and was 1-0.

1987-1988 DODGERS WORKHORSE: Over those 2 years, his 1st full sea-
 sons in the majors, he appeared in 98 games, more than any other
 Dodger...Compiled 10-5 mark, with a 2.77 era (ip-168.2, er-52).

1986: Recalled on Aug 19 from Albuquerque, but season ended abruptly
 Oct 1 when he was hit by a line drive off the bat of **Marvell Wynne** and
 suffered a fractured right wrist...Overall, that season with L.A. and Albu-
 querque, he walked only 26 batters in 207 innngs.

1985, LONG AWAITED DEBUT: After 8 full seasons in the minors and 181
 minor league appearances, his major league debut came Sep 9 at Atlanta,
 winning in relief over **Bruce Sutter**.

MINOR LEAGUE CAREER

Pitched a total of 9 seasons in the minors and compiled an 85-58
 record and a 4.01 era (ip-1253.1, er-559) in 208 games, 180 starts...Spent
 parts of 6 seasons ('81-'86) at Albuquerque (AAA, Pacific Coast League)
 and was 54-39 there with a 4.26 era (ip-844.1 er-400) in 144 games, 123
 starts.

Had "Tommy John" surgery on his right elbow Sep 21, '83, when **Dr.**
Frank Jobe (who did a similar operation on **John**) took a ligament from
 Holton's right wrist and placed it in his ailing right shoulder...While recu-
 perating, saw only limited duty in '84..

His best season was '80 at San Antonio (AA) when he led the Texas
 League with 15 wins and 16 complete games. Only one other pitcher in
 all of pro baseball had more cg (Oakland's **Rick Langford**-28).

AMATEUR CAREER: Played at Louisburg (NC) Junior College in '78 and
 was 9-1 with a 0.75 era...Pitched a no-hitter in last college game against
 Lenior College and struck out 15...Named JUCO All-America...Attended
 Elizabeth Forward High School in Elizabeth, PA, where he was named
 all-league in baseball, football and basketball... Led his team to the
 Pennsylvania State baseball championships in '75.

BRIAN HOLTON (Cont)

L: He and his wife, **Wendy**, have 2 children: **Briana Lynn** and **Amanda** (6/9/88).

TIMOTHY (TIM) CRAIG HULETT

2, 1960
Weight: 195
Pos: 3B, R
Height: 6' 1"
Side: Right
Birthplace: Born and still resides in
Years: Signed thru '90.
Days: 11 days.
Team: Chicago White Sox.



AVG.	G	AB	R	H	2B	3B	HR	RBI	BB	SO	SB	CS	IP
.174	6	23	3	4	0	0	0	0	3	5	0	1	0
.250	3	3	1	2	0	0	0	0	0	0	0	0	0
.259	79	278	49	72	11	1	13	47	34	56	5	4	3
.227	134	437	59	99	27	1	10	55	64	86	0	3	3
.271	140	536	114	145	28	5	22	87	95	135	1	8	3
.273	133	477	77	130	19	4	21	88	61	64	5	3	2
.200	6	5	0	1	0	0	0	0	0	0	0	0	0
.000	8	7	1	0	0	0	0	0	1	4	1	0	0
.263	139	475	72	125	32	6	16	80	67	88	3	4	0
.268	141	395	52	106	19	4	5	37	30	81	6	4	1
.231	150	520	53	120	16	5	17	44	21	91	4	1	1
.217	68	240	20	52	10	0	7	28	10	41	0	2	0
.236	42	157	13	57	5	2	1	24	9	28	4	1	0
.234	126	427	36	100	29	2	7	59	34	106	2	0	0
.280	122	461	61	129	32	12	3	50	38	81	2	5	0
.278	33	97	12	27	5	0	3	18	10	17	0	0	0
.242	406	1264	138	306	50	9	32	127	72	234	12	7	5

go White Sox in Jan. '80 free agent draft (1st round, secondary phase). Previously
 '78 draft (39th round), but did not sign.
 napolis (Montreal) from Vancouver (Chicago White Sox) in deal for infielder Edgar
 as 6-year free agent on 11/11/88.
Runs-3, 4 times (latest June 2, '87 Chi. at Tex.) **Hits-4**
 t Sep. 20, '89 vs. Det.); **Home Runs-2**, (Sep. 20, '86 Chi. at
twice, (latest April 15, '87, Chi. at Tor.).
 (Sep. 27, '85 thru Apr. 7, '86).
 ne.

1989 SEASON SUMMARY

up from Rochester Aug 23 when **Bill Ripken** went on the
 served as an immediate replacement for 3rd base-man
on who was also injured but not on the DL... Started
lene Gonzales was playing 2nd). When **Worthington**
 31, Hulett moved to 2nd, and started 22 of the O's last
 with the bases loaded, and drove in 9 of the 15 runners
 situations...Batted .440 (25-11) with runners in scoring
 419 (31-13) at Memorial Stadium, and now has a .382
 brage in Baltimore...
 'uns in his 1st 13 games, capping that stretch on Sep 4
 ning, "sudden death," 2-out, 9th inning homer of
ichols who had just retired 15 straight Orioles batters
 th 9 rbi over his last 11 games...Went 4-for-6 Sep 20 at
 Tigers.
 off **Chuck**...

against KC in Comiskey Park...He hit 3 home runs in 33 games for the O's,
 and 3 for Rochester in 122 games.
 Went 6-for-8 vs. the Tigers (.750) and batted .389 (18-7) against the
 Indians...Has a career high .304 (102-31) average and 20 rbi vs the
 Cleveland...Has hit 5 home runs against both the Indians and Tigers.
 Fielded .976 (tc-123, e-3) in 23 games at 2nd base and .957 (tc-22,
 e-1) in 11 games at 3rd.

ROCHESTER: Led the Red Wings with 32 doubles and 12 triples, was 2nd
 in the league in both categories (tied in 2bh)...His 47 extra base hits were
 2nd on the club only to **Butch Davis'** 48...Started the season in a deep
 slump, and after 17 games (thru May 5) was batting .127 (55-7)...From
 then on, in 105 games, he batted .300 (406-122) for the Red Wings.

PREVIOUS CAREER HIGHLIGHTS

1988: Tim had spent all 8 pro seasons in the White Sox system when he
 was dealt to the Montreal Expos (4/13/88) who in turn assigned him to
 Indianapolis...He was bothered much of the year by "jammed toe" which
 required post-season surgery, and he batted only .234 in 126 games, but
 he was 3rd on the club in doubles (29) and rbi (59).

He was chosen "MVP" in the 1st Alliance championship (American
 Association vs International League, like the old "Little World Series") in
 which Indianapolis defeated Rochester in a best of season final series (4
 games to 2)...Tim batted .286 in the 6 games, with 5 rbi and 4 runs scored...
 He was released by Montreal shortly thereafter.

WHITE SOX: Was the White Sox' starting 3rd baseman opening day '87,
 and led the club with 3 homers, 14 rbi and a .297 (74-22) average through
 May 1...However, he hit only .181 (166-30) over the next 43 games, and
 was as-signed to Hawaii July 26...He returned to Chicago July 30 for a
 2-week stay (as a roster replacement for the injured **Donnie Hill**, then
 spent the balance of the season in Hawaii.

In '86, Tim hit a career-high 17 homers, tying **Ron Kittle** for 2nd on the
 club behind **Harold Baines** (21)...He hit only one in his first 39 games, and
 only 4 thru July 5 (70 games)...Then he blasted 11 in his next 35 games
 thru Aug 16 including 5 in one stretch of 9 games (8/8 thru 16)...His 29
 multiple hit games were 3rd on the club...Experienced an 0-for-23
 downspell in Sep...Started 56 games at 2nd and 81 at 3rd.

His 1st full season in the majors was 1985...He started 96 games at
 3rd and 20 at 2nd...Was batting .375 (72-27) after 34 games thru May 31,
 and remained over .300 until June 28...Hit his 1st home run off the Orioles'
Dennis Martinez on May 15 in Chicago...Finished the year with an
 8-game hitting streak.

A strong showing in the White Sox 1984 spring camp earned Tim a
 spot in the opening day lineup...However, after appearing in only 8 games
 (7 at bats) he was assigned to Denver where he spent the rest of the year,
 and where he amassed 54 extra base hits (2b-32, 3b-6, hr-16)...Led the
 Bears in homers.

Made his big league debut vs Seattle Sep 15, 1983...Started for the
 1st time on Sep 21 vs Minnesota...In his 1st 8 major league games, the
 White Sox were victims of 2 no-hitters (by Oakland's **Mike Warren** Sep 29
 and by Detroit's **Jack Morris** Apr 7, '84).

EARLIER MINOR LEAGUE HIGHLIGHTS: Had career high .273 average and
 88 rbi with Denver in '83, his 1st year at the AAA level...Helped Denver to
 a sweep of Louisville in the American Association championship with a
 title-clinching rbi (sac fly).

Was named in '82 by Baseball America as the top 2nd baseman at the
 "AA" level...Led the Eastern League with 114 runs scored that year.

PERSONAL/AMATEUR CAREER: Played basketball, football and baseball
 at Lanphier H.S. in his native Springfield, IL...Led city conference in
 average, home runs and stolen bases in each of his 4 years there...At-
 tended the University of South Florida (Tampa) where he played one year
 for former Orioles pitcher and Hall of Famer **Robin Roberts**. Set a school
 record in '79 with 19 doubles...Also attended Miami Dade-North Commu-
 nity College and established a school home run standard with 14 in '80.

Married to the former **Linda Ferguson**...They have 4 sons:

STANLEY (STAN) JEFFERSON

1962
Weight: 180
Pos: RF
Birthplace: Born in New York...
 Bronx.
Signed thru '90.
 15 days.
With: New York Mets.



AVG.	G	AB	R	H	2B	3B	HR	RBI	BB	SO	SB	CS	IP
.320	71	281	57	90	5	1	9	36	40	55	35	8	8
.288	128	493	113	142	20	9	5	47	84	73	45	15	8
.277	133	524	97	145	21	6	8	30	72	79	39	16	1
.290	95	369	60	107	19	4	2	37	41	65	25	7	2
.208	14	24	6	5	1	0	1	3	2	8	0	0	0
.230	116	422	59	97	8	7	8	29	39	92	34	11	2
.317	74	278	60	88	14	6	4	33	36	43	19	7	2
.144	49	111	16	16	1	2	1	4	9	22	5	1	1
.245	45	139	20	34	7	0	4	21	4	26	10	4	1
.254	84	321	43	83	14	9	3	36	35	49	18	8	1
.219	179	557	81	118	10	9	10	36	50	122	39	12	4
.218	224	696	101	152	17	9	14	57	54	148	49	16	8
.260	35	127	19	33	7	0	4	20	4	22	9	3	1

Mets' organization in 1st round (20th player selected) of free-agent draft, June 6.

Outfielder Kevin Mitchell, outfielder Shawn Abner and pitchers Kevin Brown and Diego Padres for outfielder Kevin McReynolds, pitcher Gene Walter and infielder...

...for Yankees in exchange for Pitcher John Habyan, and assigned to Rochester.

Runs-3, 4 times, (latest Sep. 23, '89 vs. N.Y.); **Hits-4,** (p. 11, '87, S.D. at Hou.); **RBI-5,** (Aug. 17, '89 vs. Tor.); '87, S.D. at NY).
Ice (latest Aug. 24² thru Aug. 27, '89)

1989 SEASON SUMMARY

...with Yankees, going 1-for-7 in 8 games before being...
 Columbus, the Yankees' AAA affiliate in the Intern...
 at Columbus the 1st time, he was 9-for-27 (.333)...
 ankees, Apr 26...Played in 2 games (0-for-5 including...
 at KC), then was sent back to AAA, Apr 29...Acquired...
 exchange for pitcher **John Habyan** and assigned...
 ct was purchased by the O's, Aug 8.

ghtfield Aug 9 vs Minnesota, the night he joined the...
 ut followed that with a 9-game binge in which he hit...
 in 9 runs...Led O's with .354 average in Sep-Oct...
 (27-10) with runners in scoring position and .309...
 d hitter...Batted .300 (30-9) with 4 rbi in 7 games...
 n, the Yankees.

lered off **Jack Morris**, Aug 14 at Detroit, tying the...
 into extra innings where the O's won 4-1 in the...
 dwn series with Toronto, he belted a 3-run shot...
 nd drove in a career-high 5 runs during O's 11-6...
 vith Milwaukee 1/2 game behind the division-lea...
 ff Brewers' **Mark Knudson** in a 5-0 win...His 1st...
 ainst Boston's **Roger Clemens**...

Aug 22 vs Milwaukee and Sep 20 vs Detroit...Was 3-for-4 with a double,
 3 runs, 3 rbi, a sacrifice fly and a stolen base, Sep 7 (2), in a 9-5 win at
 Texas...His other 3-hit game came Sep 23 vs New York...Batted .390
 (.41-16) in final 12 games with hits in 9 of them.

COLUMBUS/ROCHESTER: Batted .265 in 68 games (257-68) for Columbus
 with 2 homers, 24 rbi and 15 stolen bases...Had 3-hit games 4
 times...Beltd 13th-inning, game-winning home run, June 30 at Buf-
 falo...Had 7-game hit streak, July 7-15, (.34-13, .382).

Appeared in 16 games for Rochester...His only home run came July
 24 vs Syracuse...Longest hit streak was 5 games, July 27-Aug 3 (24-9,
 .375) with back-to-back 3-hit games, July 27-28 vs Tidewater...His 3 hits
 on July 28 were 2 doubles and a triple (drove in 5 runs)...Had 3 triples in
 84 at bats.

HOMERS RH, LH: A natural righthanded hitter, beltd 3 of his 4 homers as
 a lefty...In his major league career, 12 of his 14 home runs have been hit
 left-handed.

TRIPLE TRY: Had 9 triples with Columbus and Rochester (321 at
 bats)...Also had 9 triples '84 at Lynchburg and 7 with San Diego in '87.

PREVIOUS CAREER HIGHLIGHTS

1988: Traded by San Diego to the Yankees along with pitchers **Lance**
McCutters and **Jimmy Jones**, Oct 24, in exchange for **Jack Clark** and
 pitcher **Pat Clements**...Began season with Padres, but was 0-for-16 in 6
 games and optioned, Apr 20, to Las Vegas (AAA)...At the time, was batting
 .105 (.38-4) in 13 games.

Recalled July 26 and went 0-for-3 in 1st game before launching a
 7-game hit streak, July 27-Aug 3 (26-8, .308)...Homered Aug 2 vs Atlanta's
John Smoltz...Stole 2 bases, Aug 16 vs Montreal...Slumped to .091 (44-4)
 in final 27 games...Played for Ponce in the Puerto Rican Winter League.

1987: Acquired by Padres from New York Mets, Dec 11, '86, along with
 outfielders **Kevin Mitchell** and **Shawn Abner** and pitchers **Kevin Arm-**
strong and **Kevin Brown** in exchange for outfielder **Kevin McReynolds**,
 pitcher **Gene Walter** and infielder **Adam Ging**.

Sprained his left ankle, March 30, during an exhibition game...Rein-
 jured his ankle, Apr 10 at Cincinnati and placed on 21-day disabled list 5
 games into season...Reactivated May 7, but 18 games later, returned to
 DL with tendinitis in his right shoulder.

In a series vs Mets at Shea Stadium, May 18-20, he was 7-for-13 (.538),
 with 5 runs scored...Batted .333 (33-11) during career-high 9-game hit
 streak after the All-Star break...Had 4-hit games July 12 at Pittsburgh and
 Sep 11 vs Houston (with 4 rbi)...Stole 11 bases in his final 12 attempts,
 finished season with 34 swipes...Ended year hitting .040 (25-1).

1986: Played AAA and major league baseball for the 1st time...Called up
 by the Mets, Sep 6.

Major League Firsts: Made his major league debut, Sep 7 vs San
 Diego...He singled off **Dave LaPoint** in that game...Hit 1st ML home run,
 Sep 20 against Phillies' **Tom Hume**.

Missed a month of the season (July 14-Aug 14) with Tidewater
 because of a hamstring pull in his right leg...Returned to the lineup Aug
 15 and batted .355 (76-27) to raise his season average to .290 when he
 was promoted...Successful in 25 of 32 stolen base attempts (78 per-
 cent)...Played for Mayaguez in the Puerto Rican Winter League.

1985: Led Texas League (AA) with 39 stolen bases and was 3rd with 97
 runs scored...Selected to play in the All-Star Game...Hit all of his 9 homers
 as a lefty...Had professional-high 17-game hit streak (batting .413), includ-
 ing 6 playoffs games...Helped lead Jackson to league championship.

1984: Led the Carolina League with 113 runs scored and 9 triples...Was
 3rd in the league with 142 hits and 84 walks and 4th with 35 stolen
 bases...Named to the C.L. All-Star team.

1983: Led NY-Penn League with 35 stolen bases...Set league mark with
 10 consecutive hits, Aug 7-10, including 5-hit game, Aug 9 vs
 Oneonta...Named to league's All-Star team and Topps' All-Rookie League

STAN JEFFERSON (Cont)

BUR: Graduate of Harry S. Truman High School in the Bronx, attended Bethune-Cookman College (Daytona Beach, FL) where he was named to The Sporting News' All-America team as an outfielder... Bat 8 and led the nation with 67 stolen bases in his junior season... Was the 1st round pick (20th overall) in the June, '83 free agent draft.

INAL: Married... Wife's name is **Carmelita**... Has 2 daughters, **Tia** (1/12/85) and **Brittany Genai** (9/23/87).

DAVID (DAVE) WAYNE JOHNSON

Oct. 24, 1959
5'11"; **Weight:** 183

Throws, R
Pitches, R

Residence: Born in Baltimore, MD.
Lives in Middle River, MD.

Status: Signed thru '90.

13 days.

Signed with: Pittsburgh.



	W-L	ERA	G	GS	CG	SHO	SV	IP	H	R	ER	BB	SO
Wood—1	4-4	3.86	16	6	1	1	0	58.1	50	32	25	41	41
Idria	7-5	3.01	46	2	1	0	8	113.2	100	52	38	42	95
William	7-5	1.32	13	13	3	1	0	88.1	60	22	13	35	48
a	1-8	4.84	12	12	4	0	0	83.2	95	52	45	31	47
a	6-9	3.12	34	18	4	1	2	153.0	129	66	53	45	84
iver	8-7	3.17	22	22	6	1	0	150.1	150	68	53	35	71
ver	8-10	3.51	23	22	9	2	0	153.2	133	74	60	68	76
gh	0-0	9.95	5	0	0	0	0	6.1	13	7	7	2	4
—2	15-12	3.51	29	29	9	2	0	192.1	213	93	75	55	90
ster—3	7-6	3.26	18	14	2	0	1	105	104	45	38	31	60
re	4-7	4.23	14	14	4	0	0	89.1	90	44	42	28	26
	4-7	4.61	19	4	4	0	0	95.2	103	51	49	30	30
	67-73	3.38	232	152	43	8	11	1194	1137	565	449	413	841

• Tied for League Lead

by Pittsburgh as a non-drafted free agent on 6/10/82.

by Houston as a 6-year free agent on 12/22/88.

by Orioles from Houston, along with outfielder Victor Hiltne, for catcher Carl Nichols on 3/31/89.

High: 5, (Aug. 18, '89 vs. Tor).

4, twice (latest Sep. 8, '89 at Tex.).

reak: 2, (Aug. 8 thru 13, '89, Aug. 22 thru 26, '89).

ak: 5, (Aug. 31, '89—current).

astball, curveball, slider, change-up.

1989 SEASON SUMMARY

3-year-old rookie from Baltimore captured the hearts of Orioles fans by being acquired from the Houston organization just before start and assigned to Rochester, Johnson's contract was purchased on Aug 1 and he wound up tying for club lead with 4 complete ad 3 complete game wins, all in a 15-day period.

joining the Orioles, he had made 318 appearances, all but 5 in eagues.

his A.L. debut, 6-2, at Boston the day he joined the club (Aug 1), 1-1 in his next 5 starts (2.92, ip-37, er-12) with 3 complete amed A.L. "Player of the Week" his 2nd week with the Orioles, when he won his 2nd and 3rd career starts via complete games er the majors' 2 top hitting teams: Boston and Minnesota.

Memorial Stadium debut, before 60,000 fans.

Win #3 was a complete game victory over Milwaukee and Orioles nemesis **Chris Bosio**, 4-2, on Aug 22, the middle game of a crucial 3-game sweep that sent the Brewers reeling.

After earning his 4th win in his next start at Yankee Stadium Aug 26, he went 0-5 in his last 8 starts while the O's scored a total of 16 runs... He did, however, give the O's a clutch performance his final turn, a must-win game at Toronto on Sep 30, the final weekend of the season.

Named as a last-minute starter when **Pete Harnisch** stepped on a nail walking from the SkyDome back to the O's hotel the night before... Dave took a 2-hitter and 3-1 lead into the 8th, but came out after walking the leadoff hitter that inning... Toronto scored 3 times that inning and won the game and the division championship.

COMPLETE GAMES: Completed 4 of his 14 starts (29%), 5th best percentage among A.L. starters with 10 or more starts behind: **Jack Morris** (42%, 10 of 24); **Bret Saberhagen** (34%, 12 of 35); **Chuck Finley** (31%, 9 of 29); and **Frank Viola** (29%, 7 of 24)... Became the 1st Oriole since **Dave McNally** ('62-'63) to pitch complete game wins in his 1st 2 appearances at Memorial Stadium.

PLAYER OF THE WEEK: Was the 1st rookie pitcher to win the "Player of the Week" award since Boston's **Al Nipper** won it Sep 2-9, '85.

MISCELLANEOUS: Opponents were 0-for-6 in stolen base attempts when Dave was on the mound, including 3 pickoffs... O's scored 42 runs in his 14 starts, exactly 3 runs per game, lowest on staff... Was a shutout victim 3 times.

PREVIOUS CAREER HIGHLIGHTS

1988: In his 7th season in the Pirates' system, he led the American Association in wins (15), starts (29), and complete games (9)... Allowed only 6 homers in 192.1 innings, including only 3 in the last 170.1... Following the '88 season he was signed as a 6-year free agent by Houston, but didn't play a game in Astros organization.

1987, M.L. DEBUT: After 152 minor league appearances, made his major league debut on May 29 against Cincinnati (ip-1, er-3) after his contract was purchased by the Pirates from Vancouver earlier that day... His next 3 outings were scoreless, but he was optioned back to Vancouver on June 18... Remained there the rest of the season and tied for the Pacific Coast League in complete games (9) and finished 8th in ERA... Threw the 1st no-hitter in the PCL in over 2 years when he beat Portland, 3-0, with 5 strikeouts and 2 walks.

EARLY CAREER: He led the Pacific Coast League in '86, his 1st year at the AAA level... In '83, he was 6th in the Carolina League in ERA while at Alexandria.

LOCAL BOY MAKES GOOD: Born in Baltimore, grew up in Middle River and graduated from Baltimore's Overlea High School in '79... Over the next 3 years he drove an 18-wheel trailer and played in several summer leagues... Also played 2 years at Community College of Baltimore.

Went 22-2 in 2 years at CCB and helped lead the school to the '82 Junior College World Series where they lost to **Kirby Puckett's** Triton Community College team in the semi-finals... Johnson, on the mound in the last of the 9th with the score tied and the bases loaded, dropped the ball for a balk, allowing the winning run to score.

Signed with Pirates in '82 and spent the next 7 seasons in the Pirates' minor league system while driving a truck during the off-season.

5TH BALTIMORE NATIVE: Is the 5th Baltimore-born pitcher to play for the O's... The others were **Dave Boswell** ('71), **Jim Lebew** ('61-'62), **Tom Phoebus** ('66-'70), and **John Miller** ('62-'63; '65-'67).

PERSONAL: He and his wife, **Tera**, have a son, **Steven** (8/31/87)... Was the Oriole most in demand for off-season appearances.

LIFETIME HOME RUN LEADERS VS. ORIOLES

- 70+—Hamon Killebrew ('54-'75)
- 44—Mickey Mantle ('54-'68)
- 40+—Reggie Jackson ('67-'87)
- 40—Al Kaline ('54-'74)
- 35—Frank Howard ('65-'73)
- 33—Carl Yastrzemski ('61-'83)
- 30—Graig Nettles ('67-'83)
- 29—Roy Sievers ('54-'65)
- 29—Norm Cash ('58-'75)

LARRY BENARD (BEN) McDONALD

57
ht: 212

re: Born in Baton Rouge,
and resides in Denham

ned thru '91.

th: Orioles.



V-L	ERA	G	GS	CG	SHO	SV	IP	H	R	ER	BB	SO
0-0	2.00	2	2	0	0	0	9	10	2	2	0	9
1-0	8.63	6	0	0	0	0	7.1	8	7	7	4	3
1-0	4.96	8	2	0	0	0	16.1	18	9	9	4	12

he June '89 free agent draft (No. 1 player picked). Signed by Ray Crone.

innings, (Sep. 6, '89 vs. Cle.)
rveball, forkball, change-up.

1989 SEASON SUMMARY

as the 1st player selected in the baseball's free agent
irst time O's have had the top pick...It marked the 1st
f the draft (since 1965) that a team selected 1st while
eceived the highest rating ever for a pitcher by the
all scouting bureau...Signed with the Orioles Aug 19.
lays after signing with the Orioles, he made his pro
s on Aug 23, pitching for the Class A Frederick (MD)
st Winston-Salem (Cubs) in the Carolina League (IP-3,
), SO-2)...Approximately 6,500 attended his debut at
minor league appearance came Aug 27 at Frederick
ives) and he worked 6 innings (H-5, R-1, ER-1, BB-0,
ches (47 strikes/8 balls) including 34 straight strikes

y the Orioles on Sep 1...Made his major league debut
id on Sep 6 and on 1st pitch he got **Cory Snyder** to
...Earned 1st major league win last day of season with
at Toronto in O's 7-5 triumph...Allowed his 1st major
as to **Pete Incaviglia** on Sep 8. Played for the
league team in Sarasota and was 1-0 (4.09, IP-11,
-7) in 3 games, one start.

IRD: Last fall was the recipient of amateur baseball's
ior-the 1989 Golden Spikes Award presented annu-
eball Federation, the governing body for amateur
d States, to the nation's most outstanding amateur

l miles from Louisiana State University and originally
asketball scholarship, but after 2 seasons played

ring, was named College Player of the Year by The
aseball America and was ESPN's Co-Player of the
f Texas outfielder **Scott Bryant**...Was 14-4 with 4
He fanned 202 batters in 152 innings while helping
regular season record and a berth in the College

innings...Struck out 15 of 19 batters he faced in a win over Stephen
Austin on March 24.

One month earlier he shut out Oklahoma State at the New Orleans
Superdome, the 1st time the Cowboys had been blanked since
1965. Struck out 12 against #1 Mississippi State, but lost 4-3...Threw a
pitcher with 13 strikeouts over Florida.

In his 3-year career at Louisiana State, McDonald was 29-14 with 6
saves and fanned 373 batters in 308.1 innings...Was a two-time All-Amer-
ica.

OLYMPICS: During the 1988 Olympic Games in Seoul, Korea, McDonald
threw complete game wins over Puerto Rico (7-2) and Korea (5-3, 11 Ks)
while leading the USA to the Gold Medal.

Olympic stats: 2-0, G-2, ERA-1.00, IP-18, H-16, ER-2, BB-4, SO-
17...Was 6-2 during the pre-Olympic tour, including 16 innings of shutout
ball at the World Amateur Baseball Championships at Grosseto, Italy...Was
the team's 2nd leading hurler behind **Jim Abbott**, now with the California
Angels.

HIGH SCHOOL: Was all-state as a football placekicker and punter, basket-
ball center as well as a pitcher and 1st baseman at Denham Springs (LA)
High School, McDonald compiled a 33-7 career high school mark ...
Following his senior season in 1986, he was selected on the 20th round
by the Atlanta Braves in the June free agent draft. He chose to attend LSU
instead.

PERSONAL: Has been known to hunt and wrestle alligators...Caught one
this fall during Florida Instructional League at Sarasota and after taping
its mouth shut, put it in a teammate's bathtub...Has a pre-game ritual of
eating a can of mustard sardines before pitching...Has been hunting and
fishing since a toddler...Can hold 7 baseballs in one hand....Single.

FRANCISCO JAVIER MELENDEZ

35

born: Jan. 25, 1964

Height: 6'0"; Weight: 191

Bats: L. Throws: L


Position: First Base

Birthplace/Residence: Born in Rio Piedras,
Puerto Rico...Resides in Juana Dias, Puerto
Rico.

Contract Status: Signed thru '90.

Tenure: 1 year, 56 days.

Signed Originally with: Philadelphia.



YEAR CLUB	AVG.	G	AB	R	H	2B	3B	HR	RBI	BB	SO	SB	CS	HP
1981 Peninsula—1	.135	32	74	6	10	3	0	0	6	12	23	3	3	0
Spartanburg	.268	85	306	44	82	13	1	3	36	32	57	5	1	0
1982 Peninsula	.292	118	424	54	124	33	3	4	69	42	76	6	4	5
1983 Reading	.298	126	450	81	134	17	4	5	75	55	56	12	2	0
1984 Portland	.312	128	506	63	158	36	8	3	65	43	50	1	2	1
Philadelphia	.130	21	23	0	3	0	0	0	2	1	5	0	0	0
1985 Portland	.280	130	397	41	111	25	2	2	54	42	42	4	6	3
1986 Portland	.318	96	356	47	113	21	2	4	57	33	33	2	3	1
Philadelphia	.250	9	8	0	2	0	0	0	0	0	2	0	0	0
1987 Phoenix—2	.327	138	514	78	168	20	9	3	85	83	68	2	1	3
San Francisco	.313	12	16	2	5	0	0	1	1	0	3	0	0	0
1988 Phoenix	.361	96	368	61	133	26	2	4	58	40	40	5	2	3
San Francisco	.192	23	26	1	5	0	0	0	3	3	2	0	0	0
1989 Rochester—3	.258	126	454	59	117	24	2	9	78	63	70	5	5	2
Baltimore	.273	9	11	1	3	0	0	0	3	1	2	0	0	0
N.L. Totals	.231	65	73	3	15	0	0	1	6	4	12	0	0	0
A.L. Totals	.273	9	11	1	3	0	0	0	3	1	2	0	0	0
N.L. Totals	.214	74	84	4	18	0	0	1	9	5	14	0	0	0

1—Signed by Philadelphia as free agent on 10/4/80.

2—Contract purchased by San Francisco (Phoenix) on 3/22/87.

FRANCISCO MELENDEZ (Cont) 1989 SEASON SUMMARY

from San Francisco, Mar 24, in exchange for outfielder Ken ...ted the season with Rochester, but recalled, Apr 5, when was hurt on Opening Day.....Optioned back Apr 22, then riales, Sep 2...Played in 126 games for Rochester, 2nd most behind **Butch Davis** (127)...Was 2nd in the International 3 rbi.

appeared in 6 games in April, 4 as a pinch hitter, and 2 at 1st s Orioles debut, Apr 6 vs Boston...His 1st A.L. hit came Apr 11, a single off **Tom Gordon**.

in 3 games after recall, including starts at 1st base, Sep 8 ct 1 at Toronto...Was 2-for-6 in his starts...Drove in 3 runs e Jays...Also played 1st base Sep 12 at Chicago...Played all, 7 on the road.

had 3 hitting streaks reach double digits...Best was 13- ne 17-July 1, batting .368 (38-14) with 22 rbi...Had pair of s, July 8-17 (34-13, .382) and July 24-Aug 1 (39-17, .436) me, July 24 vs Syracuse...Had 4 other 3-hit games...Drove 25 vs Pawtucket and had 4-rbi game, Aug 22 at Syra- runs in 3 consecutive games, July 13 and both ends of chmond.

played for Arecibo in the Puerto Rican Winter League, 10) with 0 homers and 6 rbi in 13 games...Had 8 walks 1 only 4 strikeouts.

PREVIOUS CAREER HIGHLIGHTS

nd in the Pacific Coast League with career-high .361 Vamed the P.C.L. All-Star 1st baseman...Started season the 15-day disabled list, Apr 3, with a pulled right f in spring training...Sent to Phoenix, May 6 on rehab- ated from DL, May 13, and outrighted to Phoenix.

purchased June 10 and appeared in 8 games with g outrighted again, June 23...Singled as a pinch hitter go, his only hit in 8 at bats prior to September...All but s a pinch hitter.

1...Was 3-for-9 as a pinch hitter, 1-for-9 otherwise...Had Sep 3 at Montreal off **Pascual Perez**...Played part of s Angeles, in leftfield.

high 18-game hit streak, June 28-July 18, including plate appearances...Had 5 hits and scored 5 runs in ncouver.

h 168 hits and 11 intentional walks, was 3rd with .327 85 rbi...Named to the league's All-Star team...Batted f had 24 rbi in 30 games in May...Named the league's for June with a .431 average in 28 games...Played se and 7 in the outfield.

enix, Sep 2...Made Giants debut Sep 5 vs former las 0-for-7 in 1st 8 games, then went 4-for-4 in his an Diego...Hit 1st ML homer, Oct 2 vs Atlanta, pinch **Coffman**...Played winter ball for Arecibo.

.L. with .318 average...Returned to major leagues, Phillies, July 24-Aug 14, after spending entire '85

.L. with .315 average...Hit career-high 36 dou- basemen with .991 fielding percentage and 1,085

JT: Made his debut Sep 25 vs Montreal and in that e off **Bill Gullickson**.

gue 1st basemen with 1,166 total chances, 1,081 plays...Voted to the E.L. All-Star team.

lina League with 33 doubles in '82...

AMATEUR/PERSONAL: Was a baseball star at Ramon Vila Mayo High School in Puerto Rico...Played American Legion ball...Enjoys music...Mar- ried **Lesbia DeJesus** (8/17/84)...One child: **Francisco Javier** (6-25-88).

ROBERT (BOB) PAUL MELVIN

2

born: Oct. 28, 1961

height: 6'4"; Weight: 210

bats: R, Throws: R

Position: Catcher


Birthplace/Residence: Born in Palo Alto, CA

...Resides in Germantown, TN.

Contract Status: Signed thru '90.

Term: 4 years, 98 days.

Signed Originally with: Detroit.



YEAR CLUB	AVG.	G	AB	R	H	2B	3B	HR	RBI	BB	SO	SB	CS	HP
1981 Macon—1	.272	114	412	56	112	19	1	14	64	35	71	5	4	2
1982 Birmingham	.236	98	364	33	86	12	1	13	52	24	70	1	0	0
1983 Birmingham	.288	78	285	43	82	14	2	10	56	18	54	0	3	2
1984 Evansville	.190	45	142	10	27	6	0	2	11	7	41	0	1	0
1984 Evansville	.248	44	141	12	35	13	0	0	11	3	32	0	1	0
1985 Birmingham	.269	69	271	34	73	14	1	2	33	18	47	1	0	0
1985 Nashville	.271	53	177	27	48	7	1	9	24	16	38	3	1	1
1985 Nashville	.220	41	82	10	18	4	1	0	4	3	21	0	0	0
1986 Detroit—2	.224	89	268	24	60	14	2	5	25	15	69	3	2	0
1986 San Francisco	.199	84	246	31	49	8	0	11	31	17	44	0	4	0
1987 San Francisco	.234	92	273	23	64	13	1	8	27	13	46	0	2	0
1988 San Francisco—3	.307	21	75	11	23	5	0	2	9	8	13	0	0	1
1989 Phoenix	.241	85	278	22	67	10	1	1	32	15	53	1	4	0
1989 Baltimore	.236	126	360	32	85	14	2	1	36	18	74	1	4	0
A.L. Totals	.220	265	787	78	173	35	3	24	83	45	159	3	8	0
N.L. Totals	.225	391	1147	110	258	49	5	25	119	63	233	4	12	0

GMFB: '85-0, '86-2, '87-6, '88-2. Total: 10.

1—Selected by Detroit in Jan. '81 free agent draft (1st round, secondary phase). He had been selected by the Orioles in the June, '79 draft (3rd round), but did not sign.

2—Acquired by San Francisco from Detroit, along with pitcher Juan Berenguer and a player to be named later, for pitchers Dave LaPoint and Eric King, and catcher Matt Nokes, on 10/7/85. San Francisco acquired pitcher Scott Medvin to complete deal on 12/1/85.

3—Acquired by Orioles from San Francisco for catcher Terry Kennedy on 1/24/89.

League Championship Series Record

YEAR CLUB	AVG.	G	AB	R	H	2B	3B	HR	RBI	BB	SO	SB	CS	HP
1987 S.F. vs. St.L.	.429	3	7	0	3	0	0	0	0	1	1	0	0	0

Career Highs, Game: **Runs-3**, (July 9, '88 vs. Stl. at S.F.); **Hits-4**, (Apr. 13, '87 at S.D.); **HR-2**, twice, (Sep. 22, '87 vs. L.A. at S.F. and Apr. 7, '87 vs. S.D. at S.F.); **RBI-4**, 4 times, (latest Aug. 27, '89 at NY).

Hitting Streak: 9, (May 21 thru June 15, '86).

Grand Slams: None.

1989 SEASON SUMMARY

Batted .292 (72-21) with runners in scoring position, and .333 (15-5) with the bases loaded...Has a .258 lifetime average (31-8) in bases loaded situations...His average high in the last 3 months was .294 (126-37) on July 5th...His lowest average during the 2nd half was .240 on Sep 24 + 27.

He caught in 75 games (same as **Mickey Tettleton**), started 72 behind the plate and 5 as designated hitter...After **Tettleton** went on the DL Aug 5, **Melvin** didn't catch again the rest of the year...Melvin started 37 of those last 55 games, sharing the catching duties with **Jamie Quirk**...Threw out

BOB MELVIN (Cont)

until May 12...He celebrated the occasion by going 3-for-1 his 32 rbi came with 2 out.

one of his best games ever on Aug 27, against the Yankees. He had 3 hits with 4 rbi, a triple and a 3-run homer off Greg as Bob's 1st homer since his historic blast (also with 2 aboard) hiser Aug 14, '88 in Los Angeles, the last home run yielded that year...He went on to pitch 131.2 consecutive homerless ding 48.2 in post-sea- son)

PREVIOUS CAREER HIGHLIGHTS

Led Giants catchers with 72 starts, and for the 3rd straight on the club in gunning down base stealers...Threw out 17 See "Eraser Rate/Defense" below.

season with the Giants, but was in a 1-for-19 slump and nly .181 (116-21) when optioned to Phoenix June 2...Re- O, and batted .274 (157-43) in 54 games the remainder of lit .348 (89-31) in a 26-game span, July 23 to Aug 30, (41-17) the 1st 10 days of that stretch...His 22 extra-base eer high.

DEFENSE: In his 3 years with the Giants, he threw out 85 of ners attempting to steal...For comparison's sake, the N.L. those 3 years was just under 30%...In '87, he threw out 31 id best percentage in the league behind the Pirates' Mike : threw out **Vince Coleman** and **Tim Lincecum** twice speedsters were caught only 18 times combined that year 98 fielding percentage would have led the league, but he ort of qualifying...In '86, he gunned down 37 of 103 (36%)

lit 12 of his 24 homers in the N.L. against San Diego (7) s (5)...Hit 3 off **Fernandez Valenzuela**, including 2 in one 2, '87...His favorite park on the road for home runs was adium (San Diego), where he hit 4...Did his best hitting for St Louis (.293, 82-24).

t 7 homers with 17 rbi in his first 29 games...Batted .348 eks in September to help the ultimate division winners to ted 2 NLCS games against Cardinals (#2, #6)...Went #6, collecting half of the Giants' hits in a 1-0 loss to the

t his 1st major league homer on June 18, '86 off **Mark Diego**...Was hitting only .159 on May 21, but then batted er next 43 games, raising average to season-high .260 timately finished the year at .224.

ted '85 at Nashville (AAA), but was promoted to Detroit ting .312 in 36 games...Made big league debut at Seattle 2-for-4 with 2 doubles...Returned to Nashville Aug 12, oy the Tigers in Sep.

IREER: Has twice led minor leagues in fielding percent- i by the Orioles in June '79, but Bob chose college ted again by the Tigers in Jan '81, and that year he led : League's catchers in fielding (.996) and slugging Birmingham, he hit 2 grand slams, and led Southern it fielding (.993).

R: Played basketball, golf and baseball at Menlo- lenlo Park, CA...Graduated in '79...Attended Canada id City, CA and the University of California (Berkeley).

d his wife, the former **Kelly Robertson**, were married ave one daughter, **Alexi** (12/21/88).

LATEST FINISH

has been completed at Memorial Stadium was 1:22 a.m. on g game against New York that consumed 5:46.

ROBERT (BOB) MILACKI

18

Date: July 28, 1964

Height: 6'4"; Weight: 225

Throws: R

Position: Pitcher


Birthplace/Residence: Born in Trenton, NJ...

Resides in Lake Havasu, AZ.

Contract Status: Signed thru '90.

League: 1 year, 20 days.

Signed Originally with: Orioles.



YEAR CLUB	W-L	ERA	G	GS	CG	SHO	SV	IP	H	R	ER	BB	SO
1984 Hagerstown-1	4-5	3.36	15	13	1	0	0	78	69	35	29	48	62
1985 Daytona Beach	1-4	3.99	8	6	2	0	0	38	32	23	17	26	24
Hagerstown	3-2	2.66	7	7	1	0	0	41	32	16	12	22	37
1986 Hagerstown	4-5	4.75	13	12	1	1	0	61	69	59	32	37	46
Miami	4-4	3.74	12	11	0	0	0	67	70	36	28	27	41
Charlotte	0-1	6.75	1	1	0	0	0	5	7	4	4	4	6
1987 Charlotte	11-9	4.56	29	24	2	0	1	148	168	86	75	66	101
1988 Charlotte	3-1	2.39	5	5	1	0	0	37.2	26	11	10	12	29
1989 Rochester	12-8	2.70	24	24	11	3	0	176.2	174	62	53	65	103
Baltimore	2-0	0.72	3	3	1	1	0	25	9	2	2	9	18
1989 Baltimore	14-12	3.74	37	36	3	2	0	243	233	105	101	88	113
N.L. Totals	16-12	3.46	40	39	4	3	0	268	242	107	103	97	131

Pre Totals 60-51 3.55 154 142 23 7 1 920.1 889 439 363 404 580

1-Selected by Orioles in June '83 free agent draft (2nd round, secondary phase). Signed by Jim Driscoll and Joe Bowman on 8/15/83 for '84 season.

Low-Hitters: 3, 3 times, (latest Aug. 15, '89 at Det.).

Strikeout High: 10, (Sep. 28, '88, vs. N.Y. at Bal.).

Walk High: 7, (May 3, '89 vs. Cal.).

Winning Streak: 5, (Sep. 5, '89-current).

Pitches: Fastball, curve, slider, change-up.

1989 SEASON SUMMARY

Tied with Kansas City's **Mark Gubicza** and Oakland's **Dave Stewart** for the A.L. lead in games started (36)...Became the 1st rookie in 71 years to lead the A.L. in starts...Hadh't been done since **Scott Perry** of the '18 Philadelphia Athletics.

Finished one shy of the A.L. record for most starts by a rookie held by Detroit's **Herman Pillette** in '22 and Minnesota's **Roger Erickson** in '78.

His 243 innings were an Orioles record for a rookie, 47 more than any other major league rookie in '89, and 5th overall in the A.L...The last A.L. rookie to throw more innings was **Erickson** (266)...The last Oriole to throw more was **Mike Boddicker** (261) in '84.

His 14 wins were 2nd among major league rookies behind Kansas City's **Tom Gordon** (17)...Led the O's staff in starts, innings, shutouts (2) and strikeouts (113).

Gave up 2 runs or less in 18 starts, including 6 of his last 7, when he went 5-0 (for more details see below under "Win Streak")...Had a pair of 3-hit shutouts: Apr 23, 3-0 over Minnesota in a game he faced only 27 batters (for more details see below under "The Minimum") and Aug 15, 2-0 at Detroit...Now has three 3-hit shutouts in career.

Pitched into the 7th inning or later in 25 of 36 starts and into the 8th inning 19 times...Has worked into the 7th in 28 of 39 career starts.

DOWN THE STRETCH: Won only 5 times in his 1st 22 starts (5-9, 4.24, IP-142.1, ER-67), but after Aug 1 went 9-3 (3.04) in 14 starts. Only **Bret Saberhagen** and **Storm Davis** won more games in the majors the last 2

BOB MILACKI (Cont)

Aug 23, he went 7-1 in his last 9 starts (2.82, IP-70.1, H-66, ER-10). He won 18-5 the last 23 games started by either Milacki or Darryl Strawberry.

Finished the season with a 5-game win streak (2.33, IP-46.1, H-30, ER-7). He won 7 starts and the O's won all 7 games...His last loss was Sep 1...Gave up 1st major league grand slam (Darryl Strawberry).

Started with 3 days rest 10 times, all over his last 12 starts (50, IP-72, H-53, ER-20).

Eight times he worked into the 7th or later and allowed 2 runs or less (0-2, 6 no dec.)...The Orioles scored 142 runs, 3.9 per start (4.5 for everyone else) and that included in his last 5 starts.

On Apr 23 at home vs. Minnesota, he became the 3rd pitcher in Orioles history to face the minimum 27 batters in a complete game, beating the Twins on a 3-hitter...The other 2 were Jim Palmer, '67 vs. the Yankees and Mike Flanagan on May 3, '82 vs. the Yankees.

TEAM: Has made 3 career starts at Tiger Stadium and is 1-1, H-6, ER-1).

3: Worked 9.1 innings vs. Cleveland on May 18 but didn't win...First Oriole since Mike Boddicker (July 1987) to pitch more than 9 innings...Named to Baseball Digest's all-rookie team in 1987...Pitched in 4 starts indoors (Seattle & Minnesota) and a total of 8 strikeouts Aug 5 at Texas equaled the club's record for a pitcher.

(1-1, 4.20, G-5, IP-30, H-28, ER-14)...**MAY** (1-4, 3.92, G-6, IP-19)...**JUNE** (2-3, G-6, 4.66, IP-38.2, H-43, ER-20)...**JULY** (1-1, 4.20, G-5, IP-30, H-28, ER-14)...**AUG** (4-2, 3.42, G-6, IP-47.1, H-33, ER-10)...**SEP** (5-1, 2.70, G-8, IP-53.1, H-52, ER-16).

PREVIOUS CAREER HIGHLIGHTS

DEBUT: Recalled by Orioles from Rochester Sep 13 and made his first start in Orioles' history...Made 3 starts, the only ones won after Sep 11 (19 games)...Opponents batted .250 in his 3 starts.

At the beginning (2-0, 0.72, IP-25, H-9, ER-2) is comparable to the best in Orioles' history: Dave McNally was 3-0 (1.04, IP-26, H-10, ER-1) and Tom Phoebus was 2-1 (1.23, IP-22, ER-3) in '66 after his 1st 2 starts.

His debut at Detroit Sep 18 and combined with Tom Phoebus' one-hit, 2-0 win, the 28th one-hitter in Orioles' history...In his next start at home against Detroit when bullpen took a 3-1 lead into the 9th...In his 3rd start on Sep 28, he struck out 3 batters with a career high 10 strikeouts to all but 1 from the A.L. East race.

AA), Rochester (AAA)-including playoffs-and with the Orioles (18-11 (2.59, IP-264, ER-76) with 15 complete games...He pitched the entire organization in wins, innings, starts and...Had only 5 complete games in his first 3 years of pro ball.

Won only 16 games 1st 3 years, in O's system, but went 10-1 in '87, his 4th year...Highlight of career came May 28, he pitched a no-hitter into the 12th inning vs. Chattanooga. He struck out 3 batters and 3 walks in 13 innings to get the win.

R: Played football, basketball, and baseball at Lake Erie School...Was all-state in baseball...Played in the Naval Academy...Played one year at Yavapai Junior College (AZ).

His wife, the former Kimberly Myciak, were married in 1986.

TWO WINS IN ONE DAY

RANDY ANDRÉ MILLIGAN

39

Born: Nov. 27, 1961

Height: 6'1" Weight: 228

Throws: R

Bats: First base


Birthplace/Residence: Born in San Diego, CA.

Resides in Baltimore.

Contract Status: Signed thru '90.

Time: 1 year, 110 days.

Signed Originally with: New York Mets.



YEAR CLUB	AVG.	G	AB	R	H	2B	3B	HR	RBI	BB	SO	SB	CS	HP
1987 Shelby-1	.283	130	406	90	115	16	6	7	58	98	85	49	5	6
1987 Lynchburg	.269	118	420	63	113	10	6	5	55	54	101	25	3	4
1987 Lynchburg	.292	106	349	60	102	13	5	5	56	85	81	41	7	2
1987 Jackson	.275	62	193	32	53	5	0	9	34	53	39	15	7	4
1987 Jackson	.309	119	391	60	121	22	2	13	77	53	78	11	6	4
1987 Tidewater	.083	21	60	3	5	0	0	0	3	9	15	0	0	0
1987 Tidewater	.316	78	269	53	85	11	3	7	53	60	42	13	6	2
1987 Tidewater	.326	136	457	99	149	28	4	29	103	91	77	8	4	4
1987 Tidewater	.000	3	1	0	0	0	0	0	0	1	1	0	0	0
1987 New York (NL)-2	.220	40	82	10	18	5	0	3	8	20	24	1	2	1
1987 Pittsburgh	.276	63	221	37	61	15	3	2	30	36	40	1	2	1
1987 Buffalo-3	.268	124	365	56	98	23	5	12	45	74	75	9	5	3
1987 Baltimore	.217	43	83	10	18	5	0	3	8	21	25	1	2	1
M.L. Totals	.259	167	448	66	116	28	5	15	53	95	100	10	7	4

1987-88-1.

1-Selected by New York Mets in Jan. '81 free agent draft (1st round).

2-Acquired by Pittsburgh from New York Mets, along with pitcher Scott Henion, for catcher Mickey Sasser and pitcher Tim Drummond on 3/26/88.

3-Acquired by Orioles from Pittsburgh for player to be named later on 11/9/88. Orioles sent pitcher Peter Borne to Pittsburgh to complete deal on 12/7/88.

Career Highs, Game: Runs-4, (June 27, '89 vs. Tor.); Hits-4, (June 27, '89 vs. Tor.); HR-1, 15 times, (latest Sep. 16, '89 vs. KC); RBI-4, twice, (latest Aug. 2, '89 at Bos.).

Hitting Streak: 7, (Sep. 12 thru Sep. 20, '89).

1989 SEASON SUMMARY

After getting only 83 major league at-bats in 8 seasons in the Pirates and Mets organizations, Randy spent his 1st full season in the majors and had the Orioles' best on-base pct. (.394, compared with the league average of .326) and 2nd best slugging average (.458)...Was 58 plate appearances shy of qualifying among league leaders in on-base percentage.

His 74 walks led the O's and his average of one walk every 6 times to the plate was the 3rd best ratio in the A.L. behind Oakland's Rickey Henderson (1/5.34) and Toronto's Fred McGriff (1/5.71)...Reached via hit or walk in 90 of 106 starts.

Batted .217 in O's 1st 31 games...Then went 33-for-101 (.327) with 29 walks between May 12 and July 1 while O's went 30-16...Was the club's leading hitter in June (.356, 45-16), the Orioles' best month (17-10)...Hit only .231 over next 53 games thru Sep 7, but down the stretch he hit .340 (50-17) in the last 15 games of the season.

BATTING: In 14 games between June 13-July 2 he reached 32 times in 53 trips (15-for-36, with 17 walks)...Included in that stretch was a 4-game stretch, June 24-July 1, when he went 7-for-13 with 3 homers, 2 doubles and 7 rbi...Enjoyed best game of M.L. career June 27 at home vs. Detroit when he went 4-for-5 with 4 runs, 2 doubles, one homer and 4 rbi...The 4-run game also accomplished by Mickey Tettleton in the

IN UNIFORM

RANDY MILLIGAN (Cont)

ERS: Batted .306 (196-60) vs. righthanders with a .510 gging mark.

9 of his 12 homers drove in tying or lead runs...Hit only 2 Aug 2 but they came off 2 of the toughest in the A.L. (KC's and Texas' **Jeff Russell**). Hit 2 of the O's most dramatic ig 2 at Boston, a 3-run homer off **Rob Murphy** to tie game s trailed 6-0...O's eventually won 9-8 to retain hold on 1st d Sox and salvage only their 2nd win on a 2-12 road run, 10th inning, homer off **Russell** at Texas on Sep 9 giving

and fellow 1st baseman **Jim Traber** didn't make an error They had gone 63 games without one...Randy finished 5th basemen in fielding with a .995, just ahead of 5-time Gold on **Mattingly**.

or (.211, 38-8, hr-1, rbi-5)...May (.283, 60-17, hr-1, rbi-45-16, hr-3, rbi-10)...July (.242, 62-15, hr 4, RBI-8)...Aug .1. rbi-8)...Sep-Oct (.282, 85-24, hr-2, rbi-9).

PREVIOUS CAREER HIGHLIGHTS

season with Buffalo in the International League, but was ttsburgh after playing in just one game...Singled off **ike Maddux** for 1st ML hit, Apr 6...First homer was as a **Candy Sierra** at San Diego, Apr 30... Appeared in 40 n 23, then was returned to Buffalo on June 27...Finished 3isons.

best seasons in '86 and '87 working with Mets roving **Tom McCraw**, the O's current hitting coach...In '87, ternational League Triple Crown at Tidewater, and for his id "Minor League Player of the Year" by The Sporting the MVP of the IL

in batting average (.326), rbi (103), runs (99) and walks ome runs ranked 3rd behind **Jay Buhner** of Columbus at's **Sam Horn** (30)...Set Tidewater record for homers in

ne hitting streak between May 30-June 14 (64-27, d a 16-game streak, Aug 1-14...Made ML debut vs. St. s a pinch hitter...Won winter ball batting title in Puerto

or a brief stay at Tidewater in '86, he spent all 3 seasons AA, Texas League) and batted a combined .304

R: Began career as a shortstop and outfielder...Stole rst 3 years in pro ball, a 91% success rate...Stole 49 the South Atlantic League.

ome at 1st base in '82...Was 6th in the Carolina League ter that year he hit a 2-run homer in the bottom of the nchburg a 4-3 win over Winston Salem in the Carolina ip game.

of San Diego High School and attended San Diego for one year...Studied child psychology.

the former **Rene Sumler** on Oct 21, '89...Has 3 is marriage: **Sharon** (6/14/79); **Joshua** (10/27/82);

THE "TWENTY-TWENTY" CLUB

36 seasons have hit at least 20 homers and stolen he same season:

aul Blair (hr-26, sb-20).

on Baylor (hr-25, sb-32).

aggie Jackson (hr-27, sb-28).

JOHN KYLE MITCHELL

24

Born: Aug. 11, 1965

Height: 6'2", Weight: 195

Throws, R

Position: Pitcher


Birthplace/Residence: Born in Dickson, TN. . .

Resides in Nashville, TN.

Contract Status: Signed thru '90.

Debut: 1 year, 64 days.

Signed Originally with: Boston.



YEAR CLUB	W-L	ERA	G	GS	CG	SHO	SV	IP	H	R	ER	BB	SO
1983 Elmira-1	5-6	4.90	16	10	2	1	0	75.1	78	57	41	41	72
1984 Winter Haven	16-9	3.14	27	27	4	0	0	183.2	160	84	64	66	109
1985 New Britain-2	12-8	2.70	26	26	10	1	0	190.1	143	71	57	61	108
1986 Tidewater	12-9	3.40	27	27	5	2	0	172.1	102	78	65	58	83
New York (NL)	0-1	3.60	4	1	0	0	0	10	10	4	4	4	2
1987 Tidewater	3-2	3.33	8	8	1	1	0	48.2	44	24	18	20	16
New York	3-6	4.11	20	19	1	0	0	111.2	124	64	51	36	57
1988 Tidewater	10-9	2.84	27	27	7	2	0	190	164	76	60	45	60
New York	0-0	0.00	1	0	0	0	0	1	2	0	0	1	1
1989 Tidewater	11-11	3.03	26	26	7	2	0	178.1	169	78	60	57	86
New York-3	0-1	6.00	2	0	0	0	0	3	3	7	2	4	4

N.L. Totals 3-8 4.08 27 20 1 0 0 125.2 139 75 57 45 64

Pre Totals 74-70 3.27 211 191 38 9 0 1290 1138 618 469 438 632

1-Selected by Boston in June '83 free agent draft (7th round).

2-Acquired by New York Mets from Boston along with pitchers Bob Ojeda, Tom McCarthy and Chris Bayer, in deal for pitchers Calvin Schiraldi and Wes Gardner, and outfielders John Christensen and LaSelle Tarver on 11/3/85.

3-Acquired by Orioles from New York Mets, with outfielder Joaquin Contreras, for outfielder Keith Hughes and pitcher Cesar Mejia.

Strikeout High: 5, 3 times, (latest Aug 10, '87, Mets vs. Mon.); **Walk High: 4, twice**, (latest Aug 5, '87, Mets vs. Phi.); **Losing Streak: 4**, (Aug 10, '87-current).

Longest Outing: 9, (June 19, '87 vs. Phi.).

Pitches: Fastball, curveball, sinker, change-up.

1989 SEASON SUMMARY

Joined the New York Mets from Tidewater on Aug 20...Optioned back 10 days later, but recalled again on Sep 2...Worked twice for the Mets in relief: lost Aug 27 at San Diego when he allowed 4 unearned runs, and had no decision Sep 16 at Montreal.

At Tidewater, he was 3rd in the International League in innings (178.1) and complete games (7), and 5th in wins (11) and era (3.03)...Allowed only 5 home runs.

WORKHORSE: This marked the 5th time in his career that Mitchell has finished in his league's top 3 in innings pitched...The others: '84-1st in Florida State League, '85-2nd in Eastern League, '86-3rd in International League, and '88-1st in International League.

PREVIOUS CAREER HIGHLIGHTS

1988, PERFECT AT TIDEWATER: Led the International League in innings pitched (190)...Was 8th in era (2.84)... On June 27, he pitched the 1st perfect game in the history of the Tidewater franchise in the Tides' 4-0 win over Indianapolis in the 1st game of a two-night doubleheader...Threw 64 pitches in the 7-inning gem and fanned 5.

1987, FIRST M.L. WIN: Was up with the Mets, May 11-Aug 23...Returned in September. Was roughed up in his 1st 3 starts, but in his next 8

JOHN MITCHELL (Cont)

ue hit, a 7th inning double off **Dan Schatzeder**...Lost his last

ad Most Valuable Pitcher in the International League...Fast-
-record, 10-game winning streak between Apr 23 and July 2
ed 2nd in the Eastern League in innings (190.1) and complete
and tied for 4th in victories (12)...Had one 1-hitter and two

he Florida State League in innings (183.2), wins (16) and
9).

REER: Was graduated from Nashville's Overton High School
d on the All-Nashville team.

married (**Leeanne**)...An older brother, **Charlie**, a righthander,
a 3.81 era in 39 games last year at Nashville, the Cincinnati
liate in the American Association...**Charlie**, 27, was Boston's
in June '82...He pitched with the Red Sox in '84 and '85...His
eague line: 0-0, 4.00 era, g-12, ip-18...He's also pitched in
anization.

CHRIS McCALL MYERS

69
ght: 180

ce: Born and still resides in

igned thru '90.

ith: Orioles.



V-L	ERA	G	GS	CG	SHO	SV	IP	H	R	ER	BB	SO
2	2.32	10	10	0	0	0	50	36	18	13	28	60
1	2.72	7	7	1	0	0	40	36	15	12	10	21
10	3.99	22	21	4	0	0	140	138	65	62	53	118
2	2.56	6	6	4	2	0	45.2	41	16	13	12	25

June '87 free agent draft (1st round).

15 3.27 45 44 9 2 0 275.2 251 114 100 103 224

veball, change-up.

Orioles major league camp as a non-roster invitee...As-
gue camp Mar 1...Allowed one earned run or less in
Frederick and Hagerstown...Was 2nd in the Carolina
s (118) at the time of his promotion from Freder-
is 7-2 in 9 starts (1.93, ip-70, er-15). Went 6 or more
lad 2 complete game shutouts and 3 combined
ad a season-high 10 batters twice: June 17 and July
ghest pitcher to steal against in the Carolina League
cessful).

ted excellent ratio of 10.73 strikeouts per 9 innings
O's in an exhibition game against Rochester in July
in '88 due to sore shoulder...Sidelined Apr 21-July
mplete game win, Aug 8 vs. Winston-Salem, winning

ie Orioles 1st round selection is

Hillsborough County, an award won by **Gary Sheffield** of the Brewers the
year before...Was 10-1 with 0.20 era as a senior...Allowed just 23 hits in
68 innings, struck out 130 and walked 13...As a junior he was 9-1 with a
1.09 era, and 108 strikeouts in 54 innings.

PERSONAL: Chose the Orioles over Georgia Tech...Single.

GREGG WILLIAM OLSON

30

Born: Oct. 11, 1966

Height: 6'4". Weight: 210

Bats: R. Throws: R


Position: Pitcher

Birthplace/Residence: Born and still resides in
Omaha, NE.

Contract Status: Signed thru '90.

Term: 1 year, 32 days.

Signed Originally with: Orioles.



YEAR CLUB	W-L	ERA	G	GS	CG	SHO	SV	IP	H	R	ER	BB	SO
1988 Hagerstown-1	1-0	2.00	8	0	0	0	4	9	5	2	2	2	9
Charlotte	0-1	5.87	8	0	0	0	1	15.1	24	13	10	6	22
Baltimore	1-1	3.27	10	0	0	0	0	11	10	4	4	10	9
1989 Baltimore	5-2	1.69	64	0	0	0	27	85	57	17	16	46	90
A.L. Totals	6-3	1.88	74	0	0	0	27	96	67	21	20	56	99
Pro Totals	7-4	2.39	90	0	0	0	32	120.1	96	36	32	64	130

1-Selected by Orioles in June '88 free agent draft (1st round). Signed by Lamar North.

Strikeout High: 4, twice, (latest April 26, '89 at Oak.).

Walk High: 4, twice, (latest Aug. 12, '89 vs. Bos.).

Longest Outing: 3.1 innings, (April 15, '89 at Bos.).

Pitches: Fastball, curve, change-up.

1989 SEASON SUMMARY

Named A.L. "Rookie of the Year" by the Baseball Writers' Association
of America... Established an A.L. record for most saves by a rookie in one
season (27), breaking the old mark of 23 held by **Doug Corbett** of the
Twins in '80...Set the record at home against Cleveland on Sep 5.

Only one other major league rookie has had more saves in one season:
Todd Worrell, StL, 36 in '86...His 27 saves were the 2nd most in O's history
behind **Don Aase's** 34 in '86.

Only one major leaguer has had more saves at a younger age: **Terry
Forster**-29 saves in '72 with White Sox at 20 years/3 months...Olson turned
30 ten days after the season was over (Oct 11).

Finished with 8 more saves than all other A.L. rookies combined...
Converted 27 of 33 (82%) of his save opportunities (5th in A.L.), including
1st 15 chances thru July 14.

Toughest pitcher in majors to hit a home run off of... Faced 365 batters
(85 innings) and allowed one homer- **Dwight Evans** at Boston on Apr
15...Didn't allow a homer in his last 76.1 innings.

Established a club record when he didn't allow a run after July 31 (for
more details see below under "Scoreless Streak")...Set another club mark
for most appearances by an Orioles' rookie. Among pitchers with 50 or
more innings, he ranked 4th in the A.L. in era (1.69)...Was 8th in the A.L.
in saves and 7th in games finished (52).

Allowed 5 runs in his 1st 5 appearances, including a season-high 3

GREGG OLSON (Cont)

64 appearances were scoreless and only 4 times did in one run, all on the road...Finished 2nd on the staff in 75 points in the Rolands Relief Man Standings, 5th more points than any other major league rookie.

EAR: Became the 6th Oriole, first O's pitcher, to win the others: **Ron Hansen** ('60); **Curt Blefary** ('65); **Al die Murray** ('77) and **Cal Ripken** ('82)...First A.L. East ce **Cal Jr.** in '82.

ard while capturing 26 of 28 1st place votes...The voting 136 points (26 1st place); **Tom Gordon**, K.C., 67 points **en Griffey Jr.**, Sea., 21 points (one 1st place); **Craig** les, 16 points; **Jim Abbott**, Cal., 10 points; and **Kevin** ints.

r League Rookie of the Year by Baseball America and ball Digest's A.L. All-Rookie team...Tied for 5th with y and teammate **Jeff Ballard** in BBWAA's Cy Young rded 3 points).

Became the 1st rookie to win the "Most Valuable Oriole" l by the sportswriters and sportscasters who cover the r basis...Also finished 12th in BBWAA's A.L. "Most otting with 35 total points (including three 6th place itchers to finish ahead of him were **Bret Saberhagen** sley.

15: Converted his 1st 15 save opportunities and was 89, IP-47.2, H-31, ER-10) thru July 14...Early highlights ve appearances on Apr 22 and 26 when he fanned a tters in earning a win at Minnesota and a save at and he fanned **Dave Parker**, **Dave Henderson** and he 9th inning to preserve a 2-1 win.

converting 1st 15 saves, went into his only slump...In 7 16-31 blew 4 of 5 save opportunities and was 0-2 (6.00, B-10), while O's struggled (4-10).

K: Did not allow a run in his last 21 app's (IP-26.2, H-12, 11), a club record for consecutive scoreless appear- / a run after July 31 (at Boston)...Held opponents to a ge during that span and lowered era from 2.47 to final

TORONTO: His last appearance of the season came at ep 29 in the 1st of the pennant deciding 3-game series Called on to protect O's 1-0 lead with one on and one g...Just before striking out **Kelly Gruber** to end the ild pitch enabling **Tom Lawless** to score the tying run ..Hurled 2 more innings, allowing only one hit and no ion it 2-1 in the 11th with a run off **Mark Williamson**.

ad only 2 saves the 1st 7 weeks of the season, earned 26...Had a save against every team except the vn saves, 3 came against Kansas City; and one each onrto and California...Had saves for the following d-6...**Milacki**-5...**Holton**-3...**Williamson**-3...**Bautista**-idit-2...**Weston**-1...**Tibbs**-1...**Johnson**-1...**Harnisch**

ies batted .135 (141-19) off him, lowest in the ma- itted .188 off him, 5th lowest in the A.L. (min. 50 A.L. champion Athletics to a collective .053 (19-1) ...Lifetime, opponents are batting .194 (345-67, HR-2).

3 more strikeouts than hits allowed, only 4 others in **Iolan Ryan**-139; **Tom Henke**-50; **Lee Smith**-43 and Averaged 9.5 strikeouts per 9 innings, 2nd highest in. 50 innings) behind **Pete Richert** (10.6/66 Ks in 56 int he fanned 17 of 38 batters he faced, Apr 22-June strikeouts per 9 innings, 7th best in A.L. (min. 50 19, he struck out 17 of 49 first batters.

11 MONTH: **APR** (2-0, SV-2, G-10, 3.18, IP-17, H-14, ER-6)...**MAY** (1-0, SV-3, G-12, 1.20, IP-15, H-7, ER-2)...**JUNE** (0-0, SV-7, G-10, 0.77, IP-11.2, H-7, ER-1)...**JULY** (0-2, SV-4, G-11, 4.30, IP-14.2, H-17, ER-7)...**AUG** (0-0, SV-6, G-10, 0.00, IP-12.1, H-4, ER-0)...**SEP-OCT** (2-0, SV-5, G-11, 0.00, P-14.1, H-8, ER-0).

PREVIOUS CAREER HIGHLIGHTS

O's #1 PICK IN '88: O's #1 draft pick in June '88, 4th player selected overall in the draft...First #1 pick to play in the big leagues for the Orioles since **Drungo Hazewood**, O's 1st pick in '77.

Signed with Orioles on June 11, but opted to play with U.S. Olympic team...Worked out with Olympic team briefly, but on July 1 asked for his release...On July 7, received permission from **Commissioner Peter Ueberroth** and the U.S. Baseball Federation to leave Olympic squad...Joined Orioles' organization 2 days later...Pitched at Hagerstown and Charlotte before promotion to Orioles in September.

M.L. DEBUT: Olson was the only player in the draft to play in the majors last season...Won at Seattle on Sep 2 in his major league debut, the 1st Oriole to win in M.L. debut since **Don Welchel** in '82...(**Bob Milacki** later did it on Sep 18).

COLLEGE: Two-time All-America at Auburn...Battled mononucleosis most of the 2nd half of junior season, but still helped Auburn to a 39-16 record...Was 5th in the nation in era (2.00), 3rd in appearances (36) and averaged 14.1 strikeouts per 9 innings, 2nd best in the nation.

Converted to a reliever as a sophomore in '87 and was 11-1 with 10 saves Led the nation in era (1.26) and appearances (42) and helped 14th ranked Auburn to a 42-18 record...In '87 and '88 combined, appeared in 78 of 115 games for Auburn.

Set Auburn career records in strikeouts (271), saves (20) and appearances (97) in his 3-year career...Career mark of 25-7 (.781) is 3rd best in school history...Averaged 14.12 strikeouts per game...Twice named All-Southeastern Conference.

His college roommate, rhp **Stacy Jones**, was selected by the Orioles in the 3rd round of the '88 draft. He was a combined 6-4 (1.96) at Erie and Hagerstown last year.

MORE AMATEUR CAREER: Had a 27-0 career record at Omaha (NE) Northwest High School, where his coach was his father, **Bill**...Was 11-0 as a senior...Career era of 0.76 and had 267 career strikeouts with 4 no-hitters, 3 of them in state tournament games..

Led team to 4 consecutive state championships...Played on the U.S. Junior Olympic team as a junior in high school and also participated in Pan American games while in college...Also heavily recruited as a football lineman, and and one of the teams wooing him was Nebraska.

PERSONAL: Married **Jill Johnson** on Dec 16 in Birmingham, AL...Pitcher **Jim Abbott** of the California Angels was in the wedding, as was Orioles' farmhand and former Auburn roommate **Stacy Jones**...Loves Nintendo games...Nicknamed "**Otter**."

JOSEPH (JOE) MICHAEL ORSULAK

6


Born: May 31, 1962
Height: 6'1"; **Weight:** 196
Bats: L; **Throws:** L
Position: Outfield

Birthplace/Residence: Born in Glen Ridge, NJ; grew up in Parsippany, NJ... Resides in Timonium, MD.

Contract Status: Signed thru '90.

Tenure: 4 years, 150 days.

Signed Originally with: Pittsburgh.



IN UNIF

JOE ORSULAK (Cont)

AVG.	G	AB	R	H	2B	3B	HR	RBI	BB	SO	SB	CS	IP
1	315	118	460	80	145	18	8	6	70	29	32	18	7
289	129	463	92	134	18	4	14	65	47	46	28	11	6
286	139	538	87	154	12	13	10	58	48	41	38	8	5
182	7	11	0	2	0	0	0	1	0	2	0	1	0
284	98	388	51	110	19	12	3	53	29	38	14	12	2
254	32	67	12	17	1	2	0	3	1	7	3	1	1
300	121	387	54	119	14	6	0	21	26	27	24	11	1
249	138	401	60	100	19	6	2	19	28	38	24	11	1
231	39	146	20	33	6	1	1	12	17	21	2	4	2
288	125	379	48	109	21	3	8	27	23	30	9	8	3
285	123	390	59	111	22	5	7	55	41	35	5	3	2
286	248	769	107	220	43	8	15	82	64	65	14	11	5
272	298	876	126	238	34	14	2	44	55	74	51	24	3
278	546	1645	233	458	77	22	17	126	119	139	65	35	8

tal: 5.

argh in June '80 free agent draft (6th round).

is from Pittsburgh in deal for infielder Terry Crowley Jr. and 3rd baseman Rico Rossy on

me: Runs: 4, twice, (latest Aug. 26, '89 at NY); **Hits-4, 9** it May 31, '88 at Sea.; **HR-2**, (Aug. 26, '89 at NY); **RBI-3**, t Aug. 26, '89 at NY); **SB-2, 6 times**, (latest Aug. 24, '86 vs

2, (Apr. 14 thru May 1, '85); **11**, (Sep. 12 thru 30, '84).

ie.

1989 SEASON SUMMARY

in batting for the 2nd year in a row, having hit .288 and sons, though he had less than the necessary 502 plate qualify....Hit .444 (9-4) with bases loaded, but his lifetime better, .500 (12-6, with a walk, sac hit and sac fly).

15 of the 45 runners on base while batting with the bases ge was the 8th highest for a lefthanded batter (minimum ances).

was easily his most productive major league season, ad his previous rbi high (53 to 27 in '88)....Before '89 he uns in 1,255 big league at bats (1/17.67 at bats)....Last averaged one rbi every 7.2 at bats....He drove in more ners in scoring position (43 of 137), best rate among) or more at bats....Drove in 17 tie/lead runs (tied for 4th

ge (15-6) as a pinch hitter was the league's highest 15 or more pinch-hitting at bats.

0 on July 6 (213-66), hit only .160 (75-12) over the next l .324 (102-33) from Aug 6 to the end of the season, from a season low .271 to a final .285.

iole to walk more (41) than he struck out (35)....Started ted in all 9 positions in the order at one time or other, (12), #4 (14), #5 (37)....Had a career high 34 extra-base

73 (59-22) in 19 games on artificial turf, compared to al grass. Batted .296 (196-58) on the road and .273 lit all 7 of his home runs on the road....Hasn't hit one i since he connected off **Jim Clancy** on Sep 9, '88.

stantial and consistent success against 4 clubs in his Toronto-.380 (50-19), vs. Cleveland-.364 (66-24), vs 5) and vs. Seattle-.333 (60-20)....He's been particularly ing 4 road stadiums lifetime: SkyDome (.381, 21-8), 14, 29-12), Cleveland Stadium (.424, 33-14) and 14).

outfield assists, one of 11 in the league with double

er of big days in '89, but none bigger than Aug 26 in New York.

was the 3rd time in the O's last 5 wins that Joe had driven in the game-winner.

Other highlights: On June 16 against Oakland, he drove in the lead run twice in a 5-1 victory. On July 15 in Baltimore, the night that **Mike Devereaux** beat the Angels with a controversial 9th inning homer, it was a 2-run pinch triple by Orsulak in the 7th pulled the O's to within one run.

1988 SEASON: Batted .301 (286-86) after May 30 in his last 89 games....Was hitting .300 as late as Sep 16....Between Aug 13 and Sep 9, he hit 7 homers in 76 at bats....Prior to that he had hit only 3 homers in 1127 at bats.

In one stretch of 23 at bats from Aug 27 to Sep 2, he went 11-for-19 with 4 walks....Over an 8-game span, Aug 24 to Sep 2, he drove in the tying or lead run in the 9th inning in 3 O's victories....Played all 3 of positions.

1989 SEASON				BY MONTH		LIFETIME			
AVG	AB-H	HR	RBI	Month	AVG	AB-H	HR	RBI	
294	51-15	1	6	Apr	.276	214-59	2	18	
306	49-15	0	7	May	.247	219-54	0	14	
281	96-27	1	13	June	.287	300-86	11	22	
247	81-20	1	12	July	.279	244-68	3	19	
319	72-23	3	13	Aug	.305	321-98	7	29	
268	41-11	1	4	Sep-Oct	.268	347-93	4	24	

NATIONAL LEAGUE CAREER

N.L.: Has a .300+ lifetime average against 4 N.L. clubs: Chicago-.330, (109-36); San Francisco-.324, 68-22); St Louis-.323 (99-32), and Montreal-.303 (99-30).

BONE BREAKS '87: Suffered stress fracture in his left foot in spring training (Mar 22) with the Bucs, and began the season on the disabled list....Was activated on May 4 and assigned to Vancouver....Played in 22 games for the Mounties before breaking the same foot again June 1....Returned in August, and played in 17 more games at Vancouver.

PIRATES, '85-'86: Led Pirates' outfielders in assists in '85 (10) and '86 (11)....Also led club in stolen bases in '85 and was 2nd in '86 to **Barry Bonds**, with 24 each season.

In '85 his .300 average (397-119) tied Minnesota's **Mark Salas** for top mark among big league rookies....Opened the season by hitting safely in 12 straight games (.356, 45-16), a career high....Finished the season as the Pirates' regular center fielder, and batted .366 (101-37) over his last 25 games....Had six 4-hit games that year....Started 93 games. He led off in 55 of them, and batted 2nd 22 times....Had 24 infield hits in '85, including 14 bunt singles....Was on DL with sore hip from May 25 thru June 9.

In '86, he made 91 starts, shifting from center to right to accommodate rookie **Bobby Bonds**....Hit his only 2 N.L. homers that year: Apr 19 at Chicago off **Scott Sanderson** and July 9 at San Diego off **Lance McCullers**.

BIG LEAGUE DEBUT '83: Made debut as pinch hitter on Sep 1 at Houston by striking out against **Nolan Ryan**....His 1st 2 hits were singles at St Louis off **Dave LaPoint** on Sep 5.

EARLY PRO CAREER: Jumped from single A Alexandria in '82 to AAA Hawaii in '83....Led Hawaii in games, at bats, hits, triples, total bases and stolen bases....His 13 triples tied for the league lead. He also led PCL outfielders in putouts (341), total chances (367) and double plays (8), and tied for the lead in assists (18).

Named to '82 Carolina League all-star team while leading Alexandria (VA) in games, runs and steals....In '81, he finished 2nd in the South Atlantic League in battingLed League's outfielders in fielding percentage, and was named to the all-star squad in 1st pro season.

AMATEUR: Is a graduate of Parsippany High School (NJ) where he was an all-state soccer goalie....Also played baseball and basketball.

JOE ORSULAK (Cont)

Venditti during the 1988 all-star break. They have a son, **Jr** (8/4/89).

JOSEPH (JOE) WALTER PRICE

29, 1956

Weight: 215

Pos: L

Pos: L

Residence: Born in Inglewood, CA in Poway, CA.

us: Signed thru '90.

ars: 34 days.

ally with: Cincinnati.



W-L	ERA	G	GS	CG	SHO	SV	IP	H	R	ER	BB	SO
6-5	3.73	15	13	4	0	0	94.0	83	50	39	42	97
10-4	1.47	23	21	9	1	0	165.0	123	40	27	51	129
0-0	2.70	2	2	0	0	0	10.0	7	3	3	3	10
6-6	3.96	22	20	2	2	0	109.0	101	58	48	41	69
4-4	3.87	11	11	3	0	0	79.0	64	36	34	30	63
7-3	3.57	24	13	2	0	0	111.0	95	45	44	37	44
6-1	2.50	41	0	0	0	4	54.0	42	19	15	18	41
3-4	2.85	59	1	0	0	3	72.2	73	26	23	32	71
10-6	2.88	21	21	5	0	0	144.0	118	46	46	46	83
7-13	4.19	30	30	3	1	0	171.2	176	91	80	61	129
2-2	3.90	26	8	0	0	1	64.2	59	35	28	23	52
1-2	5.40	25	2	0	0	0	41.2	49	30	25	22	30
6-0	2.49	17	8	0	0	2	61.1	45	21	17	40	49
2-2	2.57	20	0	0	0	1	35.0	19	10	10	13	42
1-6	3.94	38	3	0	0	4	61.2	59	33	27	49	49
1-1	5.79	7	1	0	0	0	14	16	9	9	4	10
2-5	4.35	31	5	0	0	0	70.1	71	35	34	30	52
42-45	3.65	322	84	10	1	13	840.2	777	379	341	313	603

Ship Series Record

W-L	ERA	G	GS	CG	SHO	SV	IP	H	R	ER	BB	SO
0-0	0.00	1	0	0	0	0	5.2	3	0	0	1	7

innati in June '77 free agent draft (4th round).

ncy on 11/12/86. Signed by San Francisco on 2/5/87.

ncy on 11/9/87. Resigned by San Francisco on 12/9/87.

ncy on 5/2/89. Signed by Boston on 5/6/89.

ncy on 11/1/89. Signed by Orioles on 1/11/90.

ters-twice (July Apr 11, '83 vs. Chi at Cin, July 27, '84 at

, (July 27, '84 at LA).

e (July 27, '84 at LA, June 11, '89 at New York Yankees).

, 3 times (latest July 3-24, '83).

4 times (latest June 23 thru July 26, '89).

urveball, slider.

1989 SEASON SUMMARY

son with San Francisco, but was released May 2...Won e Giants, 6-1 on Apr 16 over Atlanta...Signed by Boston only lefthanded starter to win a game for the Red Sox, ctive as a reliever...Was 1-2 in relief with a 2.98 era i).

1-3 (6.84 era, ip-25, h-31, er-19). In his 1st 6 appear all in relief. he allowed

over Chicago...Worked 6 innings, longest stint of season...Next start on June 23 he lost 10-0 to Minnesota, and made only one start the rest of the season.

That lone start came at Boston against the Orioles on Aug 2...At the time, 2nd-place Boston trailed the 1st-place O's by one game...Price took a 6-0 lead into the 6th inning, but after yielding a solo homer to **Mickey Tettleton** and a single to **Keith Moreland**, he struck out **Randy Milligan** and then left the game...O's went on to blast the Red Sox bullpen and eventually win 9-8 to remain in 1st...Price struck out a season-high 8 batters that game.

CAREER NOTES: His 322 major league appearances are 147 more than any other Orioles' pitcher...Has averaged 6.45 strikeouts per 9 innings, 32nd among active pitchers (500 career innings)...While in the N.L., did his best pitching against the Dodgers (6-3, 2.76 era, ip-84.2, er-26)...In 238 relief appearances he is 13-12 with 13 saves (3.20 era, ip-337, er-120)...In 84 starts, he is 29-33 (3.95 era, (ip-503.2, er-221).

PREVIOUS CAREER HIGHLIGHTS

GIANTS, '87-'88: Signed an AAA contract with the Giants in February, '87 and was invited to spring training...Began the season at Phoenix, but was recalled July 5 and wound up with the lowest era on the staff...Opponents batted just .154 (123-19) against him.

Was the club's most effective pitcher in the NLCS vs St. Louis...Pitched 5 innings of 1-hit relief to earn a 6-4 victory in game #5, giving Giants a 3-2 lead...They eventually lost, 4 games to 3. In '88, inflamed left shoulder put him on the disabled list twice...Still, his 35 relief appearances were 3rd on the staff.

1986: Beat St. Louis for his only win on May 30, lowering era to 3.33, but pitched only 8 times the rest of the season and gave up 15 runs in 17.1 innings...Disabled in August.

1985: Tied a N.L. record for relief pitchers for striking out 6 consecutive batters at Philadelphia on May 8.

1984: Allowed 3 runs or less in 24 of 30 starts...Had 8 no decisions in games he left either ahead or tied...His 13 losses included scores of 1-0, 2-0, 2-1, and 3-1...June 3 vs. Atlanta, lost a no-hitter in the 7th inning and left after 8 with score 0-0...Threw 1st complete game shutout, July 27 vs. LA.

1983: Had made only one start in his previous 100 appearances, but was converted back to a starter during spring training...Named N.L. "Pitcher of the Month" in July and thru that point had the league's 5th best era (2.58), and was averaging nearly 8 innings in his 18 starts...Inflamed left shoulder kept him out for most of the remainder of the season...Pitched twice the last 2 months...Finished 7th in era.

1982: Led the Reds in appearances (59)...As in '81, excelled in Sep-Oct, allowing only run in 11 appearances.

1981: Converted from starter to short reliever by Manager **John McNamara**...While the Reds were on their way to the best record in baseball, had the best era on the staff...Didn't allow a run in 13 appearances after Sep 1.

1980: Beat **J.R. Richard** at Houston on June 28 for his 1st major league victory...The Reds' top rookie also had wins over 3 other former 20-game winners: **Randy Jones**, **Phil Niekro** and **Jim Kaat**...Allowed 2 runs or less in 9 of his 13 starts...Was 0-3 vs San Francisco, 7-0 against the rest of the N.L.

MINORS: Was "mvp" of Billings team in his 1st season, '77...In '78, he was 2nd in the Florida State League in era (1.47).

AMATEUR: Graduated from Santana High School (Santee, CA)...Played collegiately at Oklahoma State University and University of Oklahoma.

PERSONAL: He and his wife, **LeeAnn**, have 2 children: **Ryan** (10/26/79) and **Andrea** (8/3/88).

BOBBY YOUNG THE FIRST

The late Bobby Young, native of Granite, MD near BWI Airport, was

CALVIN (CAL) E. RIPKEN JR.

1960
 Height: 220
 Weight: 170
 Position: Shortstop
 Birthplace: Born in Havre de Grace, Maryland, near by Aberdeen, Maryland.
 Signed 3-year contract
 Signed on July 27, '88.
 57 days.
 With: Orioles.



VG.	G	AB	R	H	2B	3B	HR	RBI	BB	SO	SB	CS	HP
264	63	239	27	63	7	1	0	24	24	46	1	1	2
303	105	393	51	119	*28	1	5	54	31	64	4	3	1
180	17	61	6	11	0	1	3	8	3	13	1	0	0
276	*144	522	91	144	28	5	25	78	77	81	4	2	3
288	114	437	74	126	31	4	23	75	66	85	0	2	2
128	23	39	1	5	0	0	0	0	1	8	0	0	0
264	160	598	90	158	32	5	28	93	46	95	3	3	3
318	*162	*663	*121	*211	*47	2	27	102	58	97	0	4	0
304	*162	641	103	195	37	7	27	86	71	89	2	1	2
282	161	642	116	181	32	5	26	110	67	68	2	3	1
282	162	627	98	177	35	1	25	81	70	60	4	2	4
252	*162	624	97	157	28	3	27	98	81	77	3	5	1
264	161	575	87	152	25	1	23	81	102	69	2	2	2
*57	*162	646	80	166	30	0	21	93	57	72	3	2	3

177 1315 5055 793 1402 266 24 204 744 553 635 19 22 16
 84-11; '85-15; '86-15; '87-8; '88-7. Total: 84.
 led for league lead
 in June '78 free agent draft (2nd round, Baltimore's 4th selection). Signed by Dick

Ship Series Record

VG.	G	AB	R	H	2B	3B	HR	RBI	BB	SO	SB	CS	HP
00	4	15	5	6	2	0	0	1	2	3	0	0	1

G.	G	AB	R	H	2B	3B	HR	RBI	BB	SO	SB	CS	HP
07	5	18	2	3	0	0	0	1	3	4	0	0	0

G.	G	AB	R	H	2B	3B	HR	RBI	BB	SO	SB	CS	HP
00	1	0	0	0	0	0	0	0	1	0	0	0	0

G.	G	AB	R	H	2B	3B	HR	RBI	BB	SO	SB	CS	HP
00	1	3	0	0	0	0	0	0	0	0	0	0	0
03	1	3	0	1	0	0	0	0	0	0	0	0	0
00	1	4	0	0	0	0	0	0	0	0	0	0	0
00	1	2	0	1	0	0	0	0	0	0	0	0	0
00	1	3	0	0	0	0	0	0	1	0	0	0	0
03	1	3	0	1	0	0	0	0	0	0	0	0	0

7 7 18 0 3 0 0 0 0 2 2 0 0 0
 Runs—3, 24 times, (latest Sep. 7, '89 at Tex.); Hits—5,
 road (8/22/82 at Tex, 9/3/83 at Min, 5/5/85 at Min); 4, 14
 April 18, '89 vs. KC); HR—2, 7 times, (latest Sep. 16, '85
 April 18, '89 vs. Oak. at Bal.); 5, (June 15, '83 at Mil.),
 twice, (Aug. 23 thru Sep. 10, '85 and June 5 thru 21,
 1985).
 Slams: 2 (see page 25).

★★★
 articulars, see **Cal Senior's** biography on page 132.
 ent stretch of 1,250 consecutive games represents the
 in baseball history...He hasn't missed a game since the
 bleheader on May 29, '82...He has played the equivalent
 seasons without missing a game (or a start)...See
 or details.

st ever to play shortstop regularly in the major

1989 SEASON SUMMARY

Led major league shortstops in both home runs and rbi for the 6th time
 the last 7 years (exception: '87-Alan Trammell) while enjoying his best
 ever defensively...He also led major league shortstops in putouts
 (531), assists (531), total chances (815) and double plays (119), and
 posted a career-high .9902.

That was just .0002 off the old **Eddie Brinkman** A.L. record, but only
 in the league to Toronto's **Tony Fernandez** who erased the **Brinkman**
 record by fielding .992 (tc-741, e-6) in '89... Cal made only 8 errors, 13
 fewer than in '88 (21), and put together a career-high 47 consecutive
 errorless game streak (239 tc)...See "Fielding" below.

For the 7th straight year, Cal played every game...He was one of 6 in
 the majors to answer the call every day: '89: **Ruben Sierra** (Tex); **Joe**
Carter (Cle); **Dave Gallagher** (Chi); **Jose Oquendo** (StL) and **Bobby**
Bonilla (Pit)...

Started his 6th straight All-Star Game at shortstop, an A.L. record...The
 only shortstop to have started more consecutive games is N.L. contem-
 porary **Ozzie Smith** who started for the 7th straight time in '89. See
 "All Star Game" below.

Cal also became the 1st shortstop ever to hit 20 or more home runs in
 4 straight seasons...That broke a tie with **Hall of Famer Ernie Banks** who
 hit 20 or more long balls for 7 straight years at that position ('55 thru
 '61)...See "vs Cleveland" under "Game Highlights, Sep 5" for dramatic
 details of his 20th homer almost stolen by **Brad Komminsk**.

Junior's career total of 196 home runs at shortstop (204 total) is 3rd on
 the all-time list behind **Banks** (293) and a former Oriole, the late **Vern**
Stephens (213)...Is one of 4 actives who has hit 20 or more in each of last
 4 campaigns: **Tom Brunansky**, **Dwight Evans** and **Dale Murphy**.

Chosen the American League's "Smartest Player" (baseball sense) by
 A.L. Managers in a Toronto Sun survey...Was 2nd in the vote for the **Lou**
Hatter Most Valuable Oriole Award behind **Gregg Olson** (see "Major
 Honors & Awards").

He was named to the: A.P. Major League All Star Team; the USA Today
 A.L. All-Stars; The Sporting News A.L. All Star Team (for the 4th time-'83,
 '84, '85, '89), and received his 5th Silver Slugger Award from TSN as the
 most productive shortstop in the A.L. ('83, '84, '85, '86, '89)...He also won
 the 1st **Bart Giamatti** Caring Award* presented by the Baseball Alumni
 Team (See "Major Awards" below), and was honored by the Washington,
 D.C. Touchdown Club at its annual dinner in January.

1989 SEASON				BY MONTH		LIFETIME				
AVG	AB	H	HR	RBI	Month	AVG	AB	H	HR	RBI
.284	95	27	2	14	Apr	.277	631	175	27	103
.296	98	29	1	12	May	.273	817	223	35	125
.270	115	31	5	17	June	.281	842	237	28	120
.246	114	28	5	17	July	.300	844	253	41	142
.252	123	31	5	18	Aug	.265	958	254	35	126
.198	101	20	3	15	Sep-Oct	.270	963	260	38	128

Started and finished slowly...Was 4-for-36 (.111) in his 1st 9 games,
 and 12-for-75 (.160) in his last 21 (starting 2nd game Sep 7)...In between
 he batted .280 (535-150) in 132 games...In '82 he'd gone 7-for-60 (.117)
 in his 1st 18 games, and in '88 was 2-for-43 (.047) (including an 0-for-29)
 after 12 games.

Reached a season high of .313 on May 18...His highest average after
 the break was .279 on Aug 2...His late season low was .256 on Sep
 26...Was last at or above .300 (.301) on June 5 (216-65)...Batted .235
 (430-101) the rest of the way...September (including Oct 1) was his worst
 month for the 2nd straight year...He hit only .198 (101-20) in '89 and .216
 (102-22) in '88.

After a critical 3-run homer off **Roger Clemens** opening day, and a
 2-run smash 4 games later off **Frank Viola**, Cal went 40 games without a
 home run, until connecting against **Nolan Ryan** on May 29...That was the
 longest home run drought of his career. He also went without hitting a

IN UNIF

CAL RIPKEN JR (Cont)

over the last 16 games of the season after connecting in the White Sox' **Bill Long** on Sep 11.

club in hits (166), doubles (30) and rbi (93), and finished 2nd in homers (26 to 21)...Arrested a 5-year progressive...His '89 total was more than either '87 or '88...The total had y year since he led the majors in '83 with 211.

d 51 extra-base hits (2b-30, hr-21), and now has 494 over the In the A.L., only **Dwight Evans** (500) has more over that **Murphy's** 518 leads the majors in that span, beginning '82.

hits and **Brother Bill** had 4 at Boston on Aug 2, the night the m 0-6 to win after losing 13 of their previous 14 games...The combo to have exceeded that total, we think, were **Paul** and r who had 3 and 5 respectively for the Pirates on June 25, g to research by **Al Kermisch**.

1 in the O's 1st 28 games, but was moved up to the 3rd spot on May 11 (one exception: he batted 2nd on July 8).

IRONMAN

GAMES: The 1,250-game streak began May 30, '82, the **d Rayford** subbed for him at 3rd base in the 2nd game of er vs. the Blue Jays at Baltimore.

n the longest streak in the majors since **Dale Murphy's** n ended July 9, '86...The 3 longest streaks previous to Cal's rry were by **Brooks Robinson** (463), **Eddie Murray** (444) **ner** (361).

is played in every Orioles game in each of the last 7 years, les to have played every game in a season at least once: **array-4** times, **Gardner** and **Bobby Grich**, once each.

itt (1,307), also a shortstop and the current runner-up to 130), had a streak 57 games longer than Cal's at the start Scott, who played most of his big league career with the nkees, was an old Oriole as well...He played 109 games International League O's, and batted .335 with 11 home p **Top 10 Streaks All Time** on page 260.

ININGS: His streak of 8,243 straight innings (spanning 904 d to be the longest of its kind in major league history, 2 (6 days and 5 games after the start of his consecutive Minnesota...The day before (June 4), **Jim Dwyer** had n the 9th inning, also at Minnesota...The 82 post-season d in '83 are NOT included in these figures.

reak ended Sep 14, '87 in Toronto when he didn't take bottom of the 8th in an 18-3 Toronto walkover (**Ron** aced him defensively)...That was the game in which the ague record 10 home runs.

rent 1,250-game streak, the Orioles have played 12,412 nings, and Cal has been a part of 12,380 of them sed only 14 of the O's 1,487 innings in '89.

it both his games and innings streaks began, Cal was ..He moved to shortstop on July 1, '82...Since that n, he has missed only 31 innings defensively.

Researcher **L. Robert Davids** determined some years us leaders in the consecutive innings category were a led Sox who played in the Hub City during the early **man** and **Candy LaChance**. **Freeman**, a 1st base- inning over some 534 games (7/28/01-6/5/05), and e missed nary a canto over a span of 424 games

gs streak covered some 5 1/2 seasons, was the 1st y inning for at least 2 straight years since **Rudy York** 0-'41...In addition to Cal & **Freeman**, only one other layed every inning for at least 3 years (not necessarily was "**Marcus Hook**" **Mickey Vernon** in '42, '47 & '53 ts...The only other Oriole to play every inning in one **urray** in '84 (first...

MAJOR LEAGUE CAREER HIGHLIGHTS

ORIOLES' TOP 10: He ranks among the top Orioles of all time in some 12 offensive categories: Games (1,315-8th), At Bats (5,055-7th), Runs (793-4th), Hits (1,402-7th), Doubles (266-4th), Triples (24-8th), Homers (204-4th), Total Bases (2,328-4th), RBI (744-5th), Extra-Base Hits (494-4th), Walks (554-6th) and Game Winning Rbi (98-4th)...See O's Batting Leaders on page 20.

ARTIFICIAL TURF: Though he batted only .234 (107-25) on ersatz grass in '89 (in KC, Min, Sea, Tor), Cal's career average is .302 (792-239) in artificial turf environments.

CYCLE: Opponents have hit for the cycle 5 times against the Orioles (see page 22), but only 2 O's have performed that trick in 36 seasons. **Brooks Robinson** and Cal...Rip did it in Texas May 6, '84...He homered off **Dave Tobik** in his final at bat to complete the job...He went 4-for-5 that day with 2 rbi...Brooks cycled at Chicago July 15, '60.

IN THE CLUTCH: Led the Orioles in tying/go ahead runs produced by a wide margin with 37 (**Mickey Tettleton** was 2nd with 22)...Drove in 8 tying runs and 29 lead runs...His 14 gwrbi (the now defunct statistic) also led the club and raised his career total to 98, 4th on the O's all-time list).

He's finished 1st (3 times) or 2nd (5 times to **Eddie Murray**) on the club in tying/go ahead rbi in each of his 8 full seasons...His year-by-year totals: '82-36 (#2); '83-33 (#2); '84-25 (#2); '85-40 (#2); '86-33 (#1); '87-40 (#1); '88-26 (#2); '89-37 (#1).

With men in scoring position, he batted .255 (165-42) last year with 22 walks, 6 sac flies and a hit by pitch...Lifetime he is batting .282 (1227-346) in that situation.

With the bases loaded, Cal struggled throughout '89...He was 1-for-14 (0-71) with 2 walks and 2 sac flies, and scored 6 of 54 runners (11.1%)...The club average was 20% scored...Lifetime, he is batting .233 (30-21) with 2 grand slams, and has scored 59 of 303 runners (19.5%).

HOME RUNS: Has been remarkably consistent in annual home run production...His totals in 8 full years, starting '82, are: 28, 27, 27, 26, 25, 27, 23, 21...His annual average is 25.5...Went 40 games without a home run in '89 (Apr 10 thru May 28), and 29 games between homers once in '88 (See "Individual Batting, '88 & Lifetime" on page 81).

VS OPPONENTS: See "Orioles vs Opponents" section, pp 52-72 for more details...Has never missed a game against the Red Sox (104), Twins (96) and Rangers (96)...Has career high .337 average (368-124) against the Twins. He's also hit over .300 against Texas (.306, 382-117) and Chicago (.305, 361-110)...He's homered most (23 times) vs Chicago, and driven in the most runs (72) against both the White Sox and Brewers.

His 10 home runs against the Red Sox and 41 rbi vs Oakland are lifetime lows.

On the road, he has homered 99 times total, 11 of them at Tiger Stadium and 10 at both Comiskey Park and Minnesota's Metrodome...Under roof in Minneapolis, he is batting .368 (190-70) with 38 rbi and 21 extra-base hits (2b-11) in 48 games.

JAPAN TRIPS: Has a cumulative .353 average (68-24) on 2 trips to Japan...Cal accompanied the Orioles on a 14-game trip in '84 and batted .315 (54-17) with 4 homers and 9 rbi as the O's went 8-5-1...Two years later, in '86, he accompanied a U.S. Major League All-Star team that went 6-1 against an assortment of all-stars from Japan's Central and Pacific Leagues...Cal led that team in batting (.500, 14-7, 2b-2, hr-2, rbi-6) while splitting shortstop chores with the Cardinals' **Ozzie Smith**.

EJECTIONS: Has been ejected twice, both times in Baltimore: Sep 25, '87 by **Tim Welke** (vs Yankees) and Aug 7, '89 by **Drew Coble** (vs Minnesota)...In the latter case, he was thrown out in the 1st inning with an 0-2 count on him after the 1st 2 Orioles batters had been called out on strikes...**Brother Bill** has not been ejected from a big league game while **Cal Sr** has been tossed 26 times (see his biography).

ON THE ROAD: He has hit better on the road than at home in 7 of his 8 full seasons which explains why he's batting .285 lifetime (2615-744) away

CAL RIPKEN JR (Cont)

ed into 22 double plays in '89 to boost his career total to 162, by from the club record of 297 held by **Brooks Robinson**. Cal er, hold the club mark for one season, 32 in '85.

FIELDING

ad the league in putouts 3 times, assists 5 times (in the last 7 chances 3 times and double plays 4 times...He has also led stops in games on 4 occasions (**Tony Fernandez** led in 86-163).

He and brother **Bill** teamed up on 54 double plays in '89 e play, the 1st in the majors for both and the 1st for the O's 0, '79...It was at Baltimore on June 15 against the Yan- **Balboni** lined to Cal who threw to **Bill** to get **Steve Sax** for hen **Bill** relayed to **Randy Milligan** to erase **Don Mattingly**

CAL RIPKEN AT SHORTSTOP BY YEAR

PCT.	G	PO	A	E	TC	DP
946	12	11	24	2	37	5
972	94	155	289	13	457	47
970	*162	272	*534	25	*831	*113
971	*162	*297	+583	26	*906	*122
967	161	*286	474	26	786	*123
982	162	240	*482	13	735	105
973	*162	240	*480	20	740	103
973	*161	*284	480	21	785	119
990	*162	*276	*531	8	*815	*119
175	1238	2061	3871	154	6092	856

n League +--American League Record

3D: In '84 he established an A.L. record with 583 assists, **Smalley's** '79 mark of 572. That year, he also led major ps in assists as well as total chances (906).

His 880 successful total chances (net chances, excluding ere the most by an A.L. shortstop since the Twins' **Leo** illed the same number in '69...The only major league e handled more net chances in one season since World 'ardinals' **Ozzie Smith** (909 in '80).

ague in net chances 3 times ('83-806, '84-880, '89-807); ce '85 when **Fernandez** beat him out for league leader- nce, 761 to 760, & '88), and 3rd once ('86).

ad both 3rd and short after 1st coming up in August '81, is O's regular 3rd baseman...In 77 games at 3rd ('81-6, i .971 percentage (tc-232, e-7).

the last time July 8, '82 at Seattle, after starting game at d for the last time at 3rd on June 30, '82 in Baltimore vs

IES: His string of 47 straight errorless games last year m Aug 5 thru Sep 23 was the longest of his career...He break at short in '87 (June 28 thru Aug 9), and a 44-game in '82 (Apr 24 thru June 14).

MAJOR HONORS AND AWARDS

"CARING AWARD": Cal was chosen last December as e the **"Bart Giamatti Caring Award,"** initiated by the eam (B.A.T.) in honor of the late Baseball Commissioner 89.

he announcement, B.A.T. Chairman **Ralph Branca** said, person to receive this first award. He and his wife 000 to fight illiteracy in Baltimore. Just as **Bart Giamatti**

The award was presented Jan 11 in New York by **Giamatti's** successor al commissioner, **Fay Vincent**.

ALL-STAR GAMES: Has opened at shortstop for the A.L. for the past 6 easons, the elected starter in 5 of those instances ('84 thru '87, '89), a record for consecutive starts by an A.L. shortstop. **Ozzie Smith**, who has started the last 7 games, holds the N.L. record. The A.L. shortstop leader overall starts (not necessarily consecutive) is the late **Joe Cronin** with 7 for Boston & Washington...**Luis Aparicio** started 6 times.

In '88, Cal finished 2nd in the voting to the Tigers' **Alan Trammell**, but started anyway when the Detroit star had to withdraw because of injury.

Cal's 6 starts in a row are a club record. **Brooks** once started 5 straight m '64 thru '68, but still holds the Orioles' standard for most overall starts 10 years, 11 games--2 in '61).

Rip Junior has twice led the A.L. in votes. In '85 (1,398,901) and '86 (1,486,806) he outpolled runner-up **George Brett**, and in the latter year was 2nd in the majors only to **Darryl Strawberry** (1,619,511)...In '89, he finished 5th in A.L. balloting (1,172,506)...**Bo Jackson** was the leader with 1,748,696 votes.

He made his debut in '83 as a defensive replacement for starter **Robin Yount** after being appointed to the squad...He went 1-for-3 last year at Anaheim with a double off the Expos' **Tim Burke**...That was his 1st extra-base hit in All-Star competition...He's now 3-for-18 (.167) including singles off **Nolan Ryan** at Minnesota in '85, and **Rick Sutcliffe** at Oakland in '87. Note all 3 hits have come in A.L. parks.

MOST VALUABLE ORIOLE: In his 8 full years, he's twice won the **Lou Hatter** "MVO" award, '83 & '88 (both times co-winner with **Eddie Murray**), finished 2nd 3 times ('85, '86, '89) and 3rd 3 times ('82, '84, '87).

Was runner-up to **Murray** in '85, to **Don Aase** in '86, and to **Gregg Olson** in '89...Was outpolled by **Murray** and **Jim Palmer** in '82; by **Murray** and **Mike Boddicker** in '84, and by **Larry Sheets** and **Murray** in '87.

MOST VALUABLE PLAYER, A.L.: Last year, Rip finished 3rd in the BBWAA balloting with 216 votes, behind **Robin Yount** (256) and **Ruben Sierra** (228).

In '83, he shaded teammate **Eddie Murray**, 322 to 290, to win the award as Orioles finished 1-2 in balloting...That wasn't unprecedented, however. In '66, **Frank, Brooks** and **Boog** were 1-2-3 (and **Luis Aparicio** was 9th)...Cal & **Eddie** were the only players listed on every '83 ballot.

Became the first to win "Rookie" and "MVP" honors in back-to-back years...**Fred Lynn**, of course, had done him one better in '75 by capturing both awards in the same year.

ROOKIE OF THE YEAR: In '82, he registered 132 points (5-3-1 system) to beat out Twins' **Kent Hrbek** (90 points), the only other player named on all ballots. **Wade Boggs** was 3rd (10 1/2 points). Rip polled 24 1sts, and 4 2nds while **Hrbek** received 4 1sts, 23 2nds and a 3rd.

He is one of 6 Orioles to have won BBWAA "Rookie" honors along with: **Ron Hansen** ('60), **Curt Blefary** ('63), **Al Bumbry** ('73), **Eddie Murray** ('77) and **Gregg Olson** ('89).

PLAYER OF THE YEAR: Was chosen Major League Player of the Year in '83 by TSN, and A.L. Player of the Year by both Baseball America and TSN.

OTHERS: Picked as shortstop on A.P. Major League All-Star, TSN A.L. All-Star and TSN/Hillerich & Bradsby "Silver Slugger" teams (given to most productive offensive players at every defensive position) each of 4 straight years ('83-'86).

PREVIOUS HIGHLIGHTS BY YEAR

1988 SEASON: Shared "MVO" honors with **Eddie Murray** for the 2nd time...Led major league shortstops in homers & rbi for the 5th time in 6 years and ranked 3rd in the league with a career-high 102 walks (**Wade Boggs**-125, **Jack Clark**-113)...His 152 hits were the lowest of his career and the 5th straight year the total had declined...He also had a career-low 49 extra basehits.

Hit 7 homers in his first 17 games after agreeing to a 3-year contract July 27. Hit 216 (102-22) from the start of September thru the end of

CAL RIPKEN JR (Cont)

ly 2-for-43 (.047) after the 1st 12 games (thru Apr 17), including 3, the longest hitless streak of his career...Starting Apr 19, he launched one of the hottest streaks of his career...Hit safely the next 17 games, and batted .527 (55-29) while raising his OBP from .047 to .316 on May 8...His on-base percentage in that span was .653 (75-49).

ON: Became the 1st Oriole other than **Murray** to lead the club in the 80s...**Ken Singleton** was the last, in '79...Led club with 14 runs driven in and batted .295 (149-44) with runners in position despite a career low .252 average overall.

1st A.L. shortstop to be elected to starting All-Star team 4 times. But, after leading big league shortstops in homers, rbi, runs and batting average for 4 straight years, he finished 2nd in all 4 categories to the **Trammell** (hr-28, rbi-105, r-109, slug-.551).

ing .326 (144-47) thru May 16 with 8 homers and 34 rbi in 36 at-bats only .229 (480-110) the rest of the way with 16 homers and 126 games...During 6-game stretch from Apr 29 thru May 4, he batted .400 (10-4) with 3 homers, 2 rbi, and all 9 hits were for extra bases (2b-4, 3b-1, hr-4).

N: Tied for league lead with **Don Mattingly** in gwrbi with 11 shortstops for 4th straight year in homers, rbi, runs and batting average...Was 2nd in fielding percentage to **Tony Fernandez** at .983.

ther than **Murray** to lead club in homers (25) since **Singleton** (he had led 6 straight years)...Led club in runs, hits, doubles, bases (289) and in tying/go-ahead runs driven in (33), yet **Murray** in the "MVO" vote.

I: Was 2nd to **Rickey Henderson** in runs scored (146) in 1st straight year he'd scored over 100 runs...Hit .282 overall, (.165-.53) average with men in scoring position...Was 1st or 2nd in 12 offensive categories, and tied **Murray** in gwrbi (15), and 2nd to **Eddie** in "MVO" vote...Set club record with 32

Batted over .300 for 2nd straight year...Set A.L. record for shortstop (583)...Went as long as 3 games without a hit only .311 (148-46) with runners in scoring position to lead .355 (242-86) over 60 games from June 27 thru Sep 1.

83 thru May 9, '84, Cal hit .372 (258-96) with 16 homers and 63 games...Led major league shortstops in chances with runners (880), most in A.L. since **Leo Cardenas** in '69.

Was A.L. "MVP" and TSN "Player of the Year," and shared with **Murray**...Played on A.L.'s 1st winning All-Star team...Also played on the winning team in both the ALCS & World

in hits with a club record 211 and doubles (47); was 2nd in hits to the Expos **Andre Dawson** (78), and, with 343 runs, runner-up to major league leader **Jim Rice** (344)...Cal hit 121 runs, just one off **Frank Robinson's** club record set in 1955...Average was 3rd highest in club history behind **Ken Griffey Jr** in '77 and **Bob Nieman's** .322 in '56.

During 44 games from Aug 13 thru Sep 25, a period in which he hit 10 to win the Eastern Division Championship, Cal hit .311 with 14 doubles, 9 homers, 30 rbi and 40 runs scored.

Batted a combined .273 (33-9) in 9 post-season games...O's only run in 9th inning of ALCS #1, won by **LaMarr**...Final putout of WS when he caught **Garry Maddox's** line drive in 9th, Game #5.

Had all major league rookies in doubles, homers, rbi, total bases (11, tied with **Von Hayes**), games (160), at bats (663), and runs (11).

games all year, none after May 29th (his games streak ended that day)...Played 44 straight errorless games at 3rd base from June 14...Stole his 1st big league base the hard way, on the front end of a double steal with **Ed Murray** and **Cal Ripken Jr**.

Slow Start: After a glittering opening day on which he went 3-for-5 with his 1st big league double, homer (off KC's **Dennis Leonard**) and rbi, he slumped into a deep slump (55-4)...He was batting only .117 (60-7) on May 1st after 18 games...His career big league average over 2 seasons was at that point .121 (99-12) in 41 games.

Start of Something Big: The next day, May 2, he picked up a pair of scratch hits, and was beamed by fellow rookie **Mike Moore**...He missed only one game, however, and batted .281 (538-151) from May 2 to the end of the season.

1ST SEASON: Recalled from Rochester Aug 8 right after the major league player strike was settled...Made big league debut as pinch runner Aug 10 for **Ken Singleton** in Baltimore against the Royals...His 1st hit was a single off Chicago's **Dennis Lamp** on Aug 16, also at Memorial Stadium...Played in 12 games at short (9 starts) and 6 at 3rd...After Sep 11, he didn't make a plate appearance, and appeared in only 2 games.

Rochester: Despite his early recall from Rochester, he was voted "Rookie of the Year" in the International League, and was named to the 1980's All-Star team at 3rd base...In survey of I.L.'s managers and coaches, he was picked as top major league prospect in the league (**Von Hayes** was 2nd)...Played in 85 games at 3rd for Red Wings and 35 at shortstop primarily when **Bob Bonner** was injured).

Winter Ball: Led Puerto Rican League in rbi (49) after '81 season, and was "MVP" on the Caguas club, managed by then-Orioles' pitching coach **Ray Miller**.

EARLY CAREER

MINORS, '78-'80: Was Southern League's All-Star 3rd baseman in '80 and led for league lead in games...One of 2 Charlotte players that year to break club's home run record...Rip had 25 and **Drungo Hazewood** had 28...Cal had homered only 8 times in his 2 previous pro seasons combined...He also led S.L. 3rd basemen in fielding (.933, tc-415, e-28)...Helped Caguas win Puerto Rican title that winter (the 1st of his 2 seasons in Caribbean winter ball).

In '79 he was picked as shortstop on Topps' Class A All-Star team, though he played more games at 3rd (58) than at shortstop (52)...Led Florida State in doubles that year.

Was signed by the late **Dick Bowie** in '78, and played mostly shortstop that summer in Bluefield...Played in Florida Instructional League after both '78 and '79 seasons.

AMATEUR BACKGROUND: Pitched and played short at Aberdeen (MD) High graduated '78)...Was 7-2 with an 0.70 era as a senior with 100 strikeouts in 60 innings...He also won Harford County bat title (.492) and had 29 rbi in 20 games...Pitched a 2-hitter and fanned 17 to win '78 Maryland Class A baseball championship game.

Was voted American Amateur Baseball Congress (AABC) "Graduate of the Year" in '86, an honor won previously by **Eddie Murray** ('84) and many other prominent major leaguers.

Also earned 2 letters in soccer...Was team captain and both an all-county and all-metro selection...Played Little League, Babe Ruth and Mickey Mantle League baseball...Led Putty Hill, MD team to Mickey Mantle World Series in Sherman, TX (lost in a best of 3 competition).

COMMUNITY: Cal supports the community actively and in a variety of ways... See "**Bart Giamatti** Caring Award" under "Major Honors and Awards" above... Last year, he and wife, **Kelly**, pledged \$250,000 to the City of Baltimore to establish an adult literacy program...The City has agreed to match that donation thru a corporate fund-raising program (the O's were the 1st corporate contributor)...The program fits nicely into Mayor **Kurt Schmoke's** "The City that Reads" promotion.

Cal is also active on behalf of the University of Maryland Hospital's Shock Trauma Center, the Johns Hopkins Hospital's Children's Center, the Baltimore School for the Performing Arts, the Bryn Mawr School (Baltimore), and the Harford Center, a day-care facility for retarded citizens.

He continues to donate 25 tickets for every Orioles' home game to

CAL RIPKEN JR (Cont)


years, he has supported the Harford County Humane Society, as honorary chairman of the American Lung Association's 5K drive; The Easter Seal and March of Dimes campaigns, and Vay Softball Marathon.

been the regional spokesman for the Middle Atlantic Milk Association, and has also worked on behalf of Project Survival, more Symphony.

Cal and the former **Kelly Geer** were married Nov 13, '87. Cal best man, brothers **Bill** and **Fred** were ushers, and sister **Ellen** maid. **Kelly**, from Cockeysville, MD is a graduate of Dulaney and the University of Maryland...The Ripkens have a daughter, born Nov 22, '89.

WILLIAM (BILL) OLIVER RIPKEN

1964
Veight: 185
S, R
 nd base
'dence: Born in Havre de Grace, up in nearby Aberdeen... Cockeysville, MD.
 : Signed thru '90.
 i, 86 days.
ly with: Orioles.



AVG.	G	AB	R	H	2B	3B	HR	RBI	BB	SO	SB	CS	HP
.244	27	45	8	11	1	0	0	4	8	6	0	0	0
.217	48	152	24	33	6	0	0	13	12	13	7	2	1
.230	115	409	48	94	15	3	2	40	36	64	3	5	4
.137	18	51	2	7	1	0	0	3	6	4	0	0	0
.230	67	222	23	51	11	0	0	18	22	24	7	4	0
.255	14	47	9	12	0	1	0	0	1	2	0	2	2
.268	141	530	58	142	20	3	5	62	24	47	9	4	1
.286	74	238	32	68	15	0	0	11	21	24	7	2	0
.308	58	234	27	72	9	0	2	20	21	23	4	1	0
.207	150	512	52	106	18	1	2	34	33	63	8	2	5
.239	115	318	31	76	11	2	2	26	22	53	1	2	0
.239	323	1064	110	254	38	3	6	80	76	139	13	5	5

is in June '82 free agent draft (11th round). Signed by Jim Gilbert.

ame: Runs-2, 14 times, (latest May 31, '89 vs. Tex.); **Hits-4,** 9 at Bos.); **HR-1, 6 times,** (latest May 23, '89 at Chi.); **RBI-5** 37 at Sea.).
 l, (July 16 thru 24, '87).
 one.

★ ★ ★

particulars, see **Cal Senior's** biography on page 132.

1989 SEASON SUMMARY

th was May when he batted .313 (67-21)...On May 31, he 4 (102-29) which matched his high for the year...Hit 2 **e Witt** at Anaheim Apr 25 and off the White Sox' **Jack** (o on May 23), and now has 6 lifetime, all on the road...Hit Boston and .314 (35-11) against the Mariners.

st 4-hit day in the majors on Aug 2, the night the O's came it to beat the Red Sox in Fenway (after losing 13 of the ies)...Brother **Cal** had 3 hits in the same game...Unofficial **Kermisch** reveals the probability that only once has a tion surpassed that total...On June 25, '32, **Paul** (3) and i combined for 8 hits in a game for the Pirates.

Wore #3 when he 1st came up, but after his Dad was relieved of his as manager in April '88, Bill asked for Senior's #7 as a gesture of respect to his father...Went back to uniform #3 when his Cal returned to the club and reclaimed his old #7.

Injuries/Surgery: Missed the first 2 weeks of the regular season after sustaining a broken bone on his left hand after being hit with a pitch in a March 25 exhibition...Came off the DL on Apr 14, started for the 1st time on Apr 19, and remained the regular 2nd baseman until another injury sidelined him in late August (in 4 months from mid-April to mid-August he started 96 of 113 games).

Was again disabled, from Aug 23 to Sep 7, with a strained right shoulder... **Tim Hulett** was called up to replace him on the active roster. After Bill returned to active duty, he started only 4 of the O's last 22 games...The affected shoulder required surgery in November.

FIELDING

In 2 1/2 big league seasons, Bill has played 321 games at 2nd base and compiled a .986 (.98552) percentage...He's handled a total of 1658 chances including 697 putouts, 937 assists and only 24 errors...He's also participated in 244 double plays.

He began his pro career as a shortstop, and didn't become a fulltime 2nd baseman until '86 at Charlotte, though he did play some 2nd and 3rd in '85 at Hagerstown.

'86 Season: Started 100 games at 2nd base, and ranked 3rd among the 10 qualifying A.L. 2nd basemen with a .98497 percentage, just behind: **Steve Sax**-.9872 and **Jim Gantner**-.9869, and just ahead of **Lou Whitaker**-.98495, and **Frank White**-.98473...A minimum of 108 games at the position are required to qualify...Orioles observers were often heard to say that Bill "played the best 2nd base around here since **Bobby Grich**."

Joined with **Cal** in turning the Orioles' 1st triple play since '79 on June 15 at Baltimore vs the Yankees...**Steve Balboni** lined to **Cal** who threw to Bill to get **Steve Sax**, then Bill relayed to **Randy Milligan** for the out on **Don Mattingly** returning too late to 1st...The Brothers Ripken also collaborated on 54 double plays.

His longest errorless streak was 22 games from May 2 thru 29...He also played errorless ball over his last 19 games of the year after a miscue on Aug 12...His career high is 34 games set in '88 (May 21 to June 28).

'88 Season: Played 149 games at 2nd base and fielded .984 (po-309, a-440, e-12) while handling 761 chances, 3rd highest total in the A.L...His 110 double plays were just one off the lead held by **Harold Reynolds**. Ranked 6th in percentage among qualifiers with a .984...The total chances accepted by the 2 Ripkens (1,546) topped all second base combinations.

Played 3rd base for the 1st time on Aug 21 and again on the 28th...Had started both games at 2nd...Had only one chance at the hot corner.

'87 Season: Committed only 3 errors in 298 chances (.990) after being called up July 11, and did not commit his 1st miscue until his 26th game. Handled his 1st 115 big league chances (at 2nd base) without error...The night he made that 1st error he handled a total of 15 chances.

PREVIOUS CAREER HIGHLIGHTS

1988: Enjoyed a relatively healthy year...Was beamed by White Sox' **John Davis** at Comiskey Park Apr 29, the night the O's snapped their 0-21 streak...He suffered a concussion, but missed only 2 games...Had played every game up to that point...Also missed the last week of the season with a sore shoulder.

1987: Was called up July 11 (**Rick Burleson** was released to accommodate his addition to the roster)...He made his debut that day and the O's lost while he went 0-for-3 with a walk vs. the Twins...However, the Birds then won their next 11 straight with Bill as the starting 2nd baseman.

Played 58 straight games from July 11 to Sep 15 when his season ended at Toronto after he tore a lateral ligament in right ankle while fielding a ground ball on artificial turf (spikes caught).

From the All-Star break to Sep 15, he ranked 3rd in league in hits (72, behind **Bobby Grich**) and behind **Paul Molitor** (89) and **Kevin Seitzer** (79).

BILL RIPKEN (Cont)

high of .323 (127-41) on Aug 14...From Aug 6 thru Sep 15, he pitched 6 weeks, his average remained over .300 for all but 2 games. He pitched .330 (212-70) over 51 games from the break thru Sep 15 in the lineup for all but 2 games.

He pitched a league hit in his 3rd game after going 0-for-6 was a double field fence at KC on July 16 with 2 aboard off **Charlie**

He pitched 3 days later, also in KC, on July 19 with 2 aboard. It was not only his 1st big league homer, it was his 1st of the season...He had not homered in 74 games at Rochester.

He pitched a career high 5 rbi on Aug 22 at Seattle while going 3-for-3 off **Scott Bankhead**, a double, a sac fly and a walk.

EARLY CAREER

Before his July recall to Baltimore, he had 9 hits in his first season in the International League average from .268 to .284.

In his 1st full season at the keystone, he was named to the All-Star team, and topped all 2nd basemen in games (723), putouts (305), assists (395) and double plays (31) in a string of 31 consecutive errorless games that included 3 games all season while leading club in games as well as 9 other categories.

He pitched .385 and .326 in his last 2 years at Aberdeen. He was 13-1 during that time as a pitcher...Also pitched for brother **Cal** before him...Signed for the Orioles by

Candace Cauffman, a Hagerstown native and an '88 graduate of Maryland (College Park), on Feb 3, '89...For the Yankees **John Habyan** was his best man, and **Fred** were ushers, as was another ex-teammate **Ken** (ants organization)...Bill's sister **Ellen**, Cal's wife **Kelly**, **Ken** Gerhart were among the bridesmaids.

IS (CURT) MONTAGUE SCHILLING

215

Born in Anchorage, AK
Anchorage, MD.
Pitched thru '90.

Boston.

ERA	G	GS	CG	SHO	SV	IP	H	R	ER	BB	SO
2.59	16	15	2	1	0	93.2	92	34	27	30	75
3.82	29	28	7	3	0	184	179	96	78	65	189
2.97	21	17	4	1	0	106	91	44	35	40	62
3.18	7	7	2	1	0	45.1	36	19	16	23	32
9.82	4	4	0	0	0	14.2	22	19	16	10	4
3.21	27	27	9	3	0	185.1	176	76	66	59	109
6.28	5	1	0	0	0	8.2	10	6	6	3	6
8.50	9	5	0	0	0	23.1	32	25	22	13	10
3.36	109	99	24	9	0	637.2	606	294	238	230	477

'86 free agent draft (2nd round).

Along with outfielder Brady Anderson, for pitcher Mike Boddicker on

He pitched (Sep. 7, '88, vs. Bos. at Bal.).

3, '89, vs. Cle.)

8, vs. Bos.)

1989 SEASON SUMMARY

Had solid season at Rochester...Led the International League with 16.1 innings pitched...Was tied for the I.L. lead in wins (13), starts (27), complete games (9) and shutouts (3)...His 109 strikeouts were 5th in the league and his 3.21 era was 8th lowest among qualifiers.

Was particularly effective in May and June when he was 6-4 with a 1.46 era (ip-84, er-23, so-62)...Did not have a losing month: Apr 2-2, May 3-1, June 3-3, July 2-2 and Aug 3-3...Walked only 8 batters in 40.1 innings in August (1.8 per 9 innings)...In consecutive complete-game victories, May 27 vs. AAA champion Indianapolis and June 2 vs. Louisville, allowed only one run (unearned) and 11 hits in 18 innings, walking 5 and striking out 22.

SHUTOUTS: Fanned professional-high 12 in 7-0 win, June 2 vs. Louisville...Had 15 K's in a game, see Winter League, '88, below)...Tossed a 3-hit shutout, June 24, beating Pawtucket, 2-0...Blanked I.L. Champion Richmond, 1-0, Aug 2.

WITH ORIOLES: Joined the team when rosters expanded, Sep 1...Started and lost, Sep 6 vs. Cleveland, his only decision of the season...Struck out 1 Indians, a personal ML high...Appeared in 5 other games, Sep 10 at Texas, Sep 12 vs Chicago, Sep 17 vs. KC and Oct 1 at Toronto.

POST SEASON: Pitched in the Florida Instructional League and then played for Estrellas in the Dominican League (2-2, era-6.46, ip-15.1, er-11, so-18).

PREVIOUS CAREER HIGHLIGHTS

'88: Acquired with **Brady Anderson** from Boston, July 30, for **Mike Boddicker** and was assigned to Charlotte...Recalled by O's on Sep 2 and made his 1st 2 starts vs. the Red Sox...Made his major league debut at home, Sep 7...Not the pitcher of record, as O's won 4-3 with 2 runs in the 9th...It was his 1st appearance above AA ball...Lost his last 3 starts: 6-1 at Boston, Sep 12; 5-1 vs. NY, Sep 27, and 9-3 at Toronto, Oct 2.

MINOR LEAGUES: Was 13-7 (era-3.03, ip-151.2, h-127, er-51) in 28 games, 24 starts combined at New Britain (Red Sox AA club) and Charlotte...After May 27, was 12-3 (era-3.05, ip-115, er-39) in 18 starts before recall.

Started the season at New Britain and lost 4 of his 1st 5 decisions...Then went 7-1 in last 11 starts before trade to O's...Lost his 1st start at Charlotte, then went 5-1 in his last 6 starts (era-1.96, ip-41.1, er-9).

Hurled one-hitter in his last start at Charlotte on Aug 29 over Greenville (Braves)...Struck out season-high 10 batters on June 2 for New Britain vs. Williamsport (Indians).

WINTER BALL: Pitched with Hermosillo in the Mexican Winter League and tossed a no-hitter, striking out 15, on Nov. 15 against Culiacan.

'87: Led the South Atlantic League (A) in strikeouts (189), was 3rd in innings (184), and 4th in complete games (7)...His 15 losses were also tops in the S.A.L.

'86: Selected in 2nd round by Red Sox in Jan. '86 free agent draft...Signed by **Ray Boone**, May 30, '86...In 1st year, led the Elmira staff in era (among qualifiers).

AMATEUR BACKGROUND: Played baseball at Shadow Mountain High School in Phoenix...Attended Yavapai Junior College (Prescott, AZ) for one year...Team placed 3rd in JUCO World Series...Five players off that team are now playing pro ball.

PERSONAL: Family moved from his birthplace, Anchorage, AK, to Phoenix when he was 5...Single...Enjoys fishing.

O'S 1ST GAME ANYWHERE

The O's opened their 1st season, not in Baltimore, but in Detroit on Apr 13, '54 and lost to the Tigers, 3-0, **Steve Gromek** over **Don Larsen**. The following day, still in Detroit, the O's gained their 1st win as **Duane Pillette** went the route to beat **Ray Herbert**, 3-2...The distinction of driving in the O's 1st run ever went to outfielder **Sam Mele** with a single in the 1st inning.

CHAEEL ANTHONY (TEXAS MIKE) SMITH

1963

Height: 190

R

Place of Birth: Born and still resides in

Signed thru '90.

with: Cincinnati.



W-L	ERA	G	GS	CG	SHO	SV	IP	H	R	ER	BB	SO
2-4	3.63	11	11	0	0	0	67	65	33	27	24	65
2-2	2.94	7	5	1	1	0	33.2	24	15	11	24	24
5-1	3.25	8	8	4	3	0	44.1	38	20	16	22	28
10-10	3.35	28	27	4	1	0	191	155	88	71	106	172
8-12	3.36	27	27	6	2	0	171.1	152	78	64	117	104
9-10	3.20	28	28	5	1	0	194.1	160	90	69	98	141
2-4	3.21	36	1	0	0	7	56	45	23	20	22	48
2-0	7.65	13	1	0	0	0	20	25	19	17	14	12
10-43	3.41	158	108	20	8	0	777.2	664	366	295	427	594

for league lead.

in the Jan. '84 free agent draft (5th round). Signed by Fred Uhlman.
from Cincinnati in the major league draft (\$50,000) on 12/5/88.

July 3, '89 vs. Det.).

13, '89 vs. Cal.).

July 3, '89-Current).

innings, (July 3, '89 vs. Det.).

ider, change-up.

1989 SEASON SUMMARY

rioles from Rochester on June 30 when Jose Bautista
urned to Rochester on Aug 1 and remained there the

of his earned runs in just 3 of his 13 appearances
3 runs in his major league debut (ip-1.1) June 30 vs.
...In his next appearance 3 days later, he earned his
with 4 scoreless innings (h-2) in a win over the Tigers
le Alexander...His other win came July 16, 3-2, over
ngs.

if 19 inherited runners to score, both coming in his last
season, Aug 1 at Boston.

MAJOR LEAGUE CAREER HIGHLIGHTS

a in 5 seasons in the Reds' minor league system, but
.500 (36-39). Selected by Orioles in Dec. '88 major

in the Southern League in strikeouts (141) with
rnisch...Was 2nd in the league in innings pitched
starter for S.L. champion Chattanooga, which posted

for league roster for spring training...Wound up at AA
15th in era (3.36) despite walking 117 batters, most
e.

1986: Led the Midwest League with 191 innings pitched at Cedar Rapids,
ranked 3rd with 171 strikeouts, and 11th with a 3.35 era...Was 4-0 (2.95
era) in May...Had a 2.82 era in August, but won only twice.

1985: Started 13 games combined at Billings (Pioneer League) and Cedar
Rapids, and threw 4 shutouts.

1984: Signed for Cincinnati by Fred Uhlman, now a special assistant to
Orioles' GM Roland Hemond...Fanned 65 batters, 4th best in the Gulf
Coast A League in 1st pro season at Sarasota.

AMATEUR CAREER: Pitched at Ranger (TX) Junior College, where he
played 2 seasons, pitched a no-hitter and earned all-JUCO hon-
ors...Drafted by San Diego after his 1st season at Ranger, but elected to
stay in school...At Judson High School in Converse, TX he was 22-10 as
a pitcher and had a .367 batting average.

PERSONAL: Single...Has an associates degree in auto mechanics from
Ranger JUCO.

ANTHONY CHARLES TELFORD

21

Born: Mar. 6, 1966

Height: 6'0"; Weight: 175

Bats, R; Throws, R


Position: Pitcher

Birthplace/Residence: Born and still resides in
San Jose, CA.

Contract Status: Signed thru '90.

Thru: None.

Signed Originally with: Orioles.



YEAR CLUB	W-L	ERA	G	GS	CG	SHO	SV	IP	H	R	ER	BB	SO
1987 Newark—1	1-0	1.00	6	2	0	0	0	18	16	2	2	3	27
Hagerstown	1-0	1.64	2	2	0	0	0	11	9	2	2	5	10
Rochester	0-0	0.00	1	0	0	0	0	2	0	0	0	3	3
1988 Hagerstown	1-0	0.00	1	1	0	0	0	7	3	0	0	0	10
1989 Frederick	2-1	4.22	9	5	0	0	1	25.2	25	15	12	12	19
Pro Totals	5-1	2.26	19	10	0	0	1	63.2	53	19	16	23	69

1-Selected by Orioles in June '87 free agent draft (4th round). Signed by Fay Thompson.

Pitches: Fastball, curveball, slider, change-up.

1989: On July 5, with Frederick (Carolina League), he worked 2 innings
vs Winston-Salem, his 1st appearance in 15 months following surgery on
his right shoulder in Aug '88...Earned 2 wins and a save in his last 3
appearances, with victories over Peninsula on Aug 15 and Durham on
Aug 27, and a save in a 7-4 win over Winston-Salem on Aug 20...Longest
outing was 4.1 innings in his Aug 15 win (ip-4.1, h-1, r-2, er-2, bb-4, so-3).

Instructional League: Was 2-2 with a 1.69 era, 7th best in the Instructional
League...Fanned 27 batters and walked only 5 in 27 innings.

1988: Started the season opener for Hagerstown at Kinston on Apr
8...Worked 7 innings (h-3, so-10, bb-3) and combined on a 4-hitter with
Chau Wilson for a 2-0 win...His only appearance of '88.

1987: Pitched at Newark, Hagerstown and Rochester, and struck out 40
batters in 31 innings...Pitched for Orioles in exhibition game at Rochester
on July 27...Earned 1st pro win Aug 8 when he started and went 7 innings
for Newark, striking out 12 in a 6-2 win over Batavia.

AMATEUR: In 3 years at San Jose State he struck out 397 batters in 356
innings...Was a 1st team All-American in '87 (along with Gregg Olson) as

ANTHONY TELFORD (Cont)

In '86, he was 5th in the nation with 142 strikeouts (ip-129)...Threw a no-hitter over Fresno State in '85...As a sophomore in '86, he pitched 7 innings (so-7) in an exhibition game against the San Francisco Giants...He lost 4-0.

Was all-league at Silver Creek (CA) High School for 3 years ('82-'84)...As a senior he struck out 168 batters in 80 innings.

PERSONAL: He and his wife, **Christine**, were married Feb 6, '88...He was a health and physical education major at San Jose State.

14

MICKY LEE TETTLETON

Born: Sep. 16, 1960

Height: 6'2"; **Weight:** 212

Bats, L-R; **Throws,** R

Position: Catcher

Birthplace/Residence: Born in Oklahoma City, OK...Resides in Scottsdale, AZ.

Contract Status: Signed thru '90.

Tenure: 5 years, 52 days.

Signed Originally with: Oakland.



YEAR CLUB	AVG.	G	AB	R	H	2B	3B	HR	RBI	BB	SO	SB	CS	HP
1981 Modesto-1	.246	46	138	28	34	3	0	5	19	46	33	2	2	0
1982 Modesto	.249	88	253	44	63	18	0	8	37	63	46	4	4	2
1983 Modesto	.243	124	378	55	92	18	2	7	62	82	71	1	2	1
1984 Albany	.231	86	281	32	65	18	0	5	47	52	52	2	2	0
Oakland	.263	33	76	10	20	2	1	1	5	11	21	0	0	0
1985 Oakland	.251	78	211	23	53	12	0	3	15	28	59	2	2	2
Modesto	.214	4	14	1	3	3	0	0	2	0	4	0	0	0
1986 Oakland	.204	90	211	26	43	9	0	10	35	39	51	7	1	1
Modesto	.238	15	42	14	10	1	0	2	8	19	9	2	0	1
1987 Oakland	.194	82	211	19	41	3	0	8	26	30	65	1	1	0
Modesto	.364	3	11	4	4	1	0	2	2	1	4	0	0	0
1988 Rochester-2,3	.244	19	41	9	10	3	1	1	4	9	15	0	0	0
Baltimore	.261	86	283	31	74	11	1	11	37	28	70	0	1	2
1989 Baltimore	.258	117	411	72	106	21	2	26	65	73	117	3	2	1
M.L. Totals	.240	486	1403	181	337	58	4	59	183	209	383	13	7	6

All-Star Game Record

YEAR CLUB	AVG.	G	AB	R	H	2B	3B	HR	RBI	BB	SO	SB	CS	HP
1989 A.L. at Cal.	.000	1	1	0	0	0	0	0	0	0	1	0	0	0

GWRB: '85-1; '88-3. Total: 4.

1—Selected by Oakland in June '81 free agent draft (5th round).

2—Released by Oakland on 3/28/88.

3—Signed as free agent by Rochester on 4/6/88. Contract purchased by Orioles from Rochester on 5/9/88.

Career Highs, Game: **Runs-4**, (June 27, '89 vs. Tor.); **Hits-3, 10 times**, (latest Sep. 20 '89 vs. Det.); **HR-2, twice**, (latest June 9, '89 vs. Mil.); **RBI-4, 6 times**, (latest Sep. 20, '89 vs. Det.);

Hitting Streak: **9, 3 times**, (latest July 13 thru 21, '89).

Grand Slams: None.

1989 SEASON SUMMARY

Spent his 1st full season in the big leagues and set personal highs in every offensive category, except stolen bases despite missing 29 games, Aug 5-Sep 1, following knee surgery (for more details see below under "Knee Surgery").

Tied for 8th in the A.L. in homers with Milwaukee's **Rob Deer**...His 26 homers in 411 at-bats were only 7 less than he entered the '89 season with in 992 career ABs...Hit 18 homers as a catcher, most in the majors, despite spending only 75 games (72 starts) behind the plate.

Was 13 plate appearances shy of qualifying with the A.L.'s 6th best slugging average (.509). At the time he went down with his knee injury (Aug 4 vs. Texas), he was 3rd in the A.L. in slugging (.523), tied for 4th in homers (22), 5th in runs (67), 6th in walks (67) and extra-base hits (44).

Returned Sep 3, and served as O's designated hitter the rest of the season...Batted .268 before injury and .193 (57-11, HR-4) in 19 games after return.

HOME RUNS: Eclipsed his previous career high on May 29 with a homer off **Nolan Ryan**...Reached double figures in home runs (May 24) quicker than any A.L. catcher since **Earl Williams** (Oakland) in '77 and entered June with 13 home runs, believed to be the most ever on that date by an A.L. catcher.

Was leading the A.L. in homers as late as June 5, the latest an Oriole has been atop the the A.L. in home runs since **Eddie Murray** finished the strike-shortened '81 season tied for 1st with 22...His improvement of 15 homers from '88, was among the A.L.'s best (**Jeffrey Leonard** +16, **Lou Whitaker** +16, and **Nick Esasky** +15).

Was 3rd among major league switch hitters behind the Mets' **Howard Johnson** (36) and Texas' **Ruben Sierra** (29)...Homered against all 13 A.L. opponents and the O's were 22-3 in games he cleared the fences...Had the 2nd 2-homer game of his ML career, June 9 vs. Milwaukee (both off **Bryan Clutterbuck**).

BATTING: Was batting .200 (95-19) thru May 8, then went on a tear between May 11 and June 9 when he hit 11 homers (.302, 86-26, 23 rbi) in 26 games while O's went 19-7 (from 13-17 to 32-24)...Over 62 games, May 11-July 22, he batted .308 (221-68) raising average to season-high .275...Had four 4-rbi games, career highs...Tied a club record on June 27 when he scored 4 runs at home against Toronto...Also had 4 rbi that game...Had 22 game-tying or lead rbi and 10 gwrbi, 2nd behind **Cal Ripken**.

1989 SEASON				BY MONTH		LIFETIME			
AVG	AB	H	HR	RBI	Month	AVG	AB	H	RBI
211	71-15	5	11	Apr	.157	153-24	5	19	
275	80-22	8	16	May	.249	189-47	12	34	
267	101-27	5	18	June	.264	269-71	11	35	
315	92-29	3	10	July	.267	296-79	11	32	
200	10-2	1	1	Aug	.239	188-45	9	32	
193	57-11	4	9	Sep-Oct	.231	308-71	11	31	

HOME/ROAD: Batted 103 points higher at home (.310) than on the road (.207)...Had a .610 slugging mark at home with 30 extra-base hits in 203 at bats...Since joining the Orioles, he's hit .298 (336-100, HR-22, RBI-63) at Memorial Stadium, or one homer every 15 at bats.

AWARDS: Named to A.L. All-Star squad by **A.L. Manager Tony LaRussa**...Named to the post-season Associated Press major league all-star team, The Sporting News and UPI A.L. all-star squads...Also winner of A.L. Silver Slugger Award given to the top offensive player at each position.

DEFENSE: His .994 (TC-341, E-2) fielding pct. was the best in the A.L. among catchers with at least 75 games...Went 97 games (219 total chances) without making an error from June 28, '88 to June 23, '89...Threw out 17 of 71 attempted base stealers (24%)...In O's career has thrown out 39 of 155 (25%).

KNEE SURGERY: Placed on the 15-day disabled list, Aug 5, after coming out of game against Texas the previous day...Had arthroscopic surgery Aug 6...The operation disclosed he had a cyst on his left knee, not cartilage damage as was originally suspected.

1989 AND MAJOR LEAGUE CAREER

ORIOLES CAREER: Since joining the Orioles has 37 homers/102 rbi in 694 at bats...In big leagues previously with Oakland, he had 22 hrs/81 rbi in 709 at bats.

SWITCH HITTING: Batted .245 (139-34, HR-10, RBI-20) righthanded and .265 (272-72, HR-16, RBI-45) lefthanded...Lifetime is hitting .240 from both sides of the plate: righthanded (.2400, 550-132, HR-29, RBI-72) and lefthanded .2403 (853-205, HR-30, RBI-111)...Natural righthanded hitter, learned to switch in high school.

MICKEY TETTELTON (Cont)

FAVORITE PARKS: Has done his best hitting at Cleveland (.370, 27-10) and New York (.302, 53-16).

BASES LOADED: Is 6-for-37 (.162) lifetime with the bases loaded but has had 10 bases-loaded walks.

PREVIOUS CAREER HIGHLIGHTS

1988: Was out of a job on opening day, but signed a Rochester contract on Apr 6 which was purchased by O's on May 9...Finished 3rd in balloting for "Most Valuable Oriole" behind co-winners **Cal Ripken** and **Eddie Murray**...Batted .282 (170-48) after July 5 and .350 (80-28) in 21 games, July 7-Aug 14, raising average from .230 to season-high .280...15 of his 37 rbi (41%) were game-tying or go ahead, the best ratio on the club.

At Detroit on June 13, he became the 36th player in major league history to homer from both sides of the plate in one game...Only 3 others have done it in Orioles' history (**Eddie Murray**, **Don Buford**, and **Mike Young**)...First multi-homer game of career...Hit solo homer off **Walt Terrell** in the 7th, then hit 3-run homer with one out in the 9th off **Guillermo Hernandez** to give O's 6-4 win.

1987: For the 2nd straight year was Oakland's starting catcher on opening day, but had only 3 hits in April...Began to turn season around and was enjoying the best month of his career (.321 in July) when he suffered a severely bruised left shoulder in a home plate collision with **Jim Walewander** at Detroit on July 21...Assigned to Modesto for rehabilitation, the 6th of 7 pro seasons that he had played at the A's California League (A) affiliate...Batted only .181 (72-13) after returning from disabled list Aug. 6.

1986: Opened the season as the starting catcher, but a badly infected foot allowed him to play in only 32 of the 1st 80 games...Went on the disabled list in May and underwent rehab assignment at Modesto...Hit 8 home runs in an 89 at bat stretch in Aug-Sep...Hit an inside-the-park homer at Seattle on Aug 5 off **Lee Guetterman**.

Unusual 5-RBI Game: Had a career-high 5 rbi game Aug 24, '86, at Yankee Stadium...Entered the game as a pinch hitter in the 6th inning...Had a pair of bases-loaded walks, then added a 3-run homer in the 9th. His line: ab-1, r-2, h-1, rbi-5.

1985: Began the season as the #2 catcher, but moved into the starting spot in June...Went on disabled list Aug 4 with pinched nerve in neck...Rehab'd in Modesto and returned to A's Aug 25...Batted .295 in September/October.

1984, MAJOR LEAGUE DEBUT: Recalled by A's on June 27 from Albany when Oakland catcher **Jim Essian** broke his hand...Got 1st major league hit off Toronto's **Roy Lee Jackson** at Oakland on July 15...Returned to Albany on Aug 6, but was recalled by A's on Sep 5 and was their regular catcher the rest of the way, batting .313...Hit 1st major league homer on Sep 18 against Texas' **Frank Tanana**...Threw out 8 of 16 attempted base stealers while with Oakland...Named to Eastern League all-star team at Albany.

EARLY MINORS: MODESTO, '81-'83: Spent his 1st 3 full seasons in A's system at Modesto...Went to spring training with the major league club in '82 and '83 and '84...In '82, helped Modesto a California League championship and a 94-45 record. In '83, as Modesto's everyday catcher he finished 2nd on the club in rbi and gwrbi (9).

AMATEUR CAREER: Graduated from Southeast (Oklahoma City, OK) High School...Was all-conference and all-state as a 2nd baseman in senior year and all-conference in football.

Attended Oklahoma State for 3 years where he was teammate of **Jim Traber**...Helped lead OSU to Big Eight Conference championship and a 2nd place finish in the college world series...Batted .333 in the CWS and was named to the all-star team as a centerfielder.

PERSONAL: He and his wife, **Sylvia**, were married on 10/13/84...Enjoys horseback riding...Lists Froot Loops among his favorite breakfast foods.

JAY LINDSAY TIBBS

50

born: Jan. 4, 1962
height: 6'1"; weight: 183
bats: R, Throws: R
Position: Pitcher

Birthplace/Residence: Born and raised in Birmingham, AL...Resides in nearby Trussville.

Contract Status: Signed thru '90.

Tenure: 4 years, 139 days.

Signed Originally with: New York Mets.



YEAR CLUB	W-L	ERA	G	GS	CG	SHO	SV	IP	H	R	ER	BB	SO
1980 Kingsport—1	3-7	4.38	12	12	2	0	0	76	88	54	37	32	45
1981 Shelby	4-8	3.84	13	11	4	0	0	89	87	56	38	33	57
1981 Lynchburg	2-7	6.88	15	15	1	0	0	72	89	65	55	34	41
1982 Lynchburg	2-4	5.63	7	7	1	1	0	38.1	42	28	24	23	31
1982 Jackson	0-0	0.00	1	0	0	0	0	3.1	2	1	0	1	3
1983 Lynchburg	14-8	2.92	28	28	10	2	0	203.2	172	94	66	96	170
1984 Jackson—2	1-2	3.13	6	6	0	0	0	37.1	28	15	13	19	31
Tidewater	3-5	5.23	8	7	1	1	0	41.1	44	27	24	23	27
Wichita—3	3-0	3.58	4	4	2	1	0	27.2	22	13	11	8	14
Cincinnati	6-2	2.86	14	14	3	1	0	100.2	87	34	32	33	40
1985 Denver	1-2	2.27	4	4	2	0	0	31.2	20	10	8	12	15
Cincinnati—4	10-16	3.92	35	34	5	2	0	218	216	111	95	83	98
1986 Montreal	7-9	3.97	35	31	3	2	0	190.1	181	96	84	70	117
1987 Montreal	4-5	4.99	19	12	0	0	0	83	95	55	46	34	54
Indianapolis—5	5-5	2.99	12	12	2	1	0	81.1	64	31	27	22	55
1988 Rochester	3-1	2.84	4	4	1	1	0	25.1	22	12	8	9	18
Baltimore	4-15	5.39	30	24	1	0	0	158.2	184	103	95	63	82
1989 Rochester	3-0	0.93	4	4	1	1	0	29	22	3	3	10	14
Baltimore	5-0	2.82	10	8	1	0	0	54.1	62	17	17	20	30
N.L. Totals	36-47	4.13	143	123	13	5	0	805	825	416	369	303	421

1—Selected by New York Mets in June '80 free agent draft (2nd round).

2—Selected by Philadelphia in major league draft on 12/5/83...Returned to New York Mets on 3/29/84.

3—Acquired by Cincinnati from New York Mets, along with infielder Eddie Williams and pitcher Matt Bullinger, in trade for pitcher Bruce Berenyi on 6/15/84.

4—Acquired by Montreal from Cincinnati, along with catcher Dann Blardello and pitchers Andy McGaffigan and John Supler, in deal for pitcher Bill Gullickson and catcher Sal Butera on 12/19/85.

5—Acquired by Baltimore from Montreal, along with pitcher Alfredo Cardwood, in deal for pitchers John Hoover, Rick Carriger and Doug Cinnella on 12/16/87.

Low-Hitter: 3-Hitter (July 31, '84 vs. SF at Cin.).

Strikeout High: 9 (Aug. 15, '84 at St.L.).

Walk Highs: 6, 5 times, (latest Aug. 11, '88 at K.C.).

Winning Streaks: 5, (May 24, '89—current); 4—twice, (Aug. 30—end of season '84, Aug. 30 thru Oct. 3, '85).

Losing Streak: 10, (July 14², thru Oct. 1, '88).

Pitches: Fastball, curveball, slider, change-up.

1989 SEASON SUMMARY

His season mirrored the Orioles' unbelievable turnaround...From 4-15 in '88, he improved to 8-0 with a 2.16 era last year with Rochester and the O's before a shoulder injury curtailed his season, July 2...Had surgery Sep 12 to repair partially torn rotator cuff...Operation was done by team physician, **Dr. Charles Silberstein**...His rehabilitation is expected to continue for half of '90.

ROCHESTER: For the 2nd straight year, he started the season with the Red Wings and was promoted early in the season...Did not allow a run in final 2 games (ip-16) and struck out 7 in last appearance, Apr 24, vs. Toledo...His contract was purchased Apr 28, when he was 3-0 (era-0.93, ip-29, er-3, bb-10, so-14)...In '88, he was recalled with a 3-1 record and a 2.84 era.

BIG DIFFERENCE: After dropping his final 10 decisions of '88, a club single-season record, he went undefeated in '89...Of his 10 appearances last year with the O's, 8 were starts...Orioles were 6-2 in those games, but 0-2 when he pitched in relief.

JAY TIBBS (Cont)

The O's supported him with 54 runs in his 8 starts, an average of 6.75 runs per game...In turn, he allowed 2 runs or less in his 1st 6 starts...He was the only A.L. pitcher with at least 4 decisions to go undefeated...Against Oakland's **Carney Lansford**, the league's toughest batter to strike out, Tibbs victimized him twice on June 16, the only pitcher to turn that trick all season.

CG WIN: Hurlled the Orioles' only complete game win between Apr 23 and Aug 8 when he beat Toronto, 16-6, on June 27...It was his 1st complete game win since Sep 16, '86 for Montreal over Chicago (40 starts)...Allowed 13 hits, tying the club record for most hits given up by an Orioles pitcher in one game.

TOUGH ON THE ROAD: He combined with **Mark Williamson** for an 8-0 whitewash of the White Sox, May 24 at Chicago, for his 1st A.L. road victory following 7 setbacks...In fact, he won all 3 of his road games and had a 1.42 era...Other away wins came June 4 at Detroit and June 21 at Seattle.

CAREER: Major league record is 36-47 (era-4.13, ip-805.0, er-369) in 143 games, 123 starts...Was 27-32 (era-3.91, ip-592, er-257) in the N.L...Career record with O's is 9-15 (era-4.73, ip-213.0, er-112) in 40 games, 32 starts...Broke in with the Reds in '84, but has spent only one full season in the big leagues since ('86 with Montreal).

PREVIOUS CAREER HIGHLIGHTS

1988: Following recall from Rochester, May 2, he was 2-0 after 3 starts (era-3.98)...Went 2-15 (era-5.59) in 27 games, 21 starts, the rest of the season...Was 2nd on the staff with 82 strikeouts...Four times he had a lead in the 6th inning or later and failed to get a win.

Made Orioles' debut May 2 with a 9-4 win at home over Texas before 50,402 on "Fantastic Fans Night"...Tied his season-high 7 strikeouts that night and walked 5...Pitched complete game, losing 6-3 on Aug 16, at home to Oakland...Allowed 1st career grand slam to **Danny Tartabull** at Kansas City on Aug 11.

STREAK: His 10 straight defeats broke the previous club single-season record of 8...Team record for consecutive losses over 2 seasons is 13, by **Mike Boddicker** in '87-'88...Milwaukee's **Chris Bosio** had the longest losing streak in the majors in '88 (11)...During the streak, Jay had 6.30 era (ip-80, er-56) in 16 appearances, 10 starts.

EXPOS, '86-'87: Opened the year as the Expos' #2 starter in '86, his only full season in the majors and was 2nd on the staff in starts and innings...The Expos won his 1st 7 starts (he was 3-0, earning "co-Expo of the Month" award for April)...Lost for the 1st time on May 21 and dropped 6 of 7 decisions, May 21-July 30.

In '87, a strong spring training effort earned him a start in the 2nd game of the season...Started the 1st game under the roof at Olympic Stadium, Apr 20...Was 4-4 with a 5.54 era when optioned to Indianapolis June 7...Was recalled twice more, including September.

REDS, '84-'85: Acquired by the Reds from the Mets on June 15, '84...Made major league debut July 15 at Montreal, beating **Steve Rogers**, 3-2...Pitched his 1st shutout and complete game on July 31, defeating San Francisco, 3-0...Won his last 4 decisions.

Spent time with 5 different clubs in a 4-month period in '84...Started with Phillies (#1) in February after they had chosen him in the major league draft in December...Returned to the Mets in March, and was reassigned to Jackson, MS (#2), the Mets' AA club; promoted to AAA Tidewater (#3); traded to Cincinnati and assigned to Wichita (#4), and ultimately, called up by the Reds (#5).

Began the '85 season as the Reds' #2 starter behind **Mario Soto**...Started 0-4, and was 4-11 after 20 starts when he was optioned to Denver...Recalled at the end of July and won 4 straight from Aug 30 until he lost Oct 3.

MINOR LEAGUES: Was the 1st player selected in 2nd round of June '80 draft, the 4th chosen by the Mets that day, behind **Darryl Strawberry** (#1) and 2 compensation picks (**Billy Beane** and **John Gibbons**).

PERSONAL: Graduated in '80 from Huffman High School (Birmingham, AL), also the alma mater of former White Sox lefthander, **Britt Burns**...Cho-

sen as Alabama's High School Player of the Year in '80...Married **Renee Henderson** on Dec 5, '87.

MICHAEL (MICKEY) LEE WESTON

34

Born: March 26, 1961

Height: 6'1"; **Weight:** 187

Bats: R; **Throws:** R

Position: Pitcher

Birthplace/Residence: Born in Flint, MI...

Resides in Fenton, MI.

Contract Status: Signed thru '90.

Years: 106 days.

Signed Originally with: New York Mets.



YEAR CLUB	W-L	ERA	G	GS	CG	SHO	SV	IP	H	R	ER	BB	SO
1982 Little Falls-1	7-6	5.07	17	13	2	0	0	92	105	63	52	22	67
1983 Columbia	2-2	4.34	37	1	0	0	6	75	87	48	36	22	46
1984 Columbia	6-5	1.84	32	2	0	0	2	64	58	27	13	27	40
1985 Lynchburg	6-5	2.15	49	3	1	1	10	100	81	29	24	22	62
1986 Jackson	4-4	4.33	34	4	0	0	2	71	73	40	34	27	36
1987 Jackson	8-4	3.40	58	1	0	0	3	82	96	39	31	18	50
1988 Jackson	8-5	2.23	30	14	1	0	0	125	127	50	31	20	61
Tidewater-2	2-1	1.52	4	4	2	1	0	30	21	6	5	5	16
1989 Rochester	8-3	2.09	23	14	2	1	4	112	103	30	26	19	51
Baltimore	1-0	5.54	7	0	0	0	1	13	18	8	8	2	7

Pro Totals 52-35 3.06 291 56 8 3 28 764 769 340 260 184 436

1--Selected by New York Mets in June '82 free agent draft (12th round).

2--Signed by Orioles as a 6-year free agent on 11/28/88.

Strikeout High: 4, (June 20, '89 at Sea.)

Walk High: 1, twice, (latest Sep. 12, '89 vs. Chi.).

Longest outing: 4 innings, (June 20, '89 at Sea.).

Pitches: Sinker, slider, change-up.

1989 SEASON SUMMARY

ORIOLES: Recalled from Rochester by Orioles on June 18 and had an eventful 1st 5 days in the majors...Earned a save the day he was recalled in his major league debut, with 3 scoreless innings (h-1, bb-0, so-1) against Oakland on a Sunday afternoon at Memorial Stadium...Two days later, on Tuesday (June 20), he picked up a win at Seattle (ip-4, h-2, er-1, bb-1, so-4)...But in his next appearance the following Thursday (June 22) at California, he suffered a right shoulder strain and didn't return until September.

ROCHESTER: Came within 5 innings of qualifying for the ERA title (2.09)...Among the league's starters, was 1st in fewest base runners per 9 innings (9.9) and fewest walks per 9 (1.63)...Pitched a 2-hitter against Toledo on May 4.

MINOR LEAGUE CAREER HIGHLIGHTS

In 8 pro seasons has never had a losing record...Has averaged 2.17 walks per 9 innings (including his work with O's last season)...Spent 7 seasons in the Mets minor league system and made 261 appearances, all but 4 at the Double A level or below.

1988: Pitched at Jackson (AA, Texas League) and Tidewater (AAA, International League)...With Tidewater, tossed a 2-hit shutout at Richmond, Aug 19 (bb-0, so-0)...Became a 6-year free agent and signed with the Orioles organization, Nov 28.

1987: Was 2nd in the Texas League with 58 games pitched and 3rd in fewest walks allowed per 9 innings (1.52)...He and teammate **Jose Bautista** were a combined 18-9 for Jackson, the league's runner-up.

1985: Hurlled a 2-hit shutout June 16 vs. Winston-Salem in one of his 3 starts...Ranked 3rd in the Carolina League with 49 appearances.

MICKEY WESTON (cont)

1982: Led Little Falls with 7 victories as a rookie.

AMATEUR BACKGROUND: Graduated from Lake Fenton H.S. in Fenton, MI...Twice won first-team all-league honors...Member of the National Honor Society and received numerous awards for academics...Graduated from Eastern Michigan University (Ypsilanti, MI) in 1984...Selected to the all-regional tournament team in 1982.

PERSONAL: He and his wife, **Lisa**, became the parents of **Erica Marie** on 1/12/90...Spent 12 days during the off-season in Bangkok, Thailand, where he and **Mike Davis** of the Dodgers hosted a series of baseball clinics for youngsters.

32

MARK A. WILLIAMSON

Born: July 21, 1959

Height: 6'0"; **Weight:** 172

Bats, R; Throws, R

Position: Pitcher

Birthplace/Residence: Born in Corpus Christi, TX... Raised in Lemon Grove, CA. Resides in San Diego, CA.

Contract Status: Signed thru '90.

Tenure: 2 years, 131 days.

Signed Originally with: San Diego.



YEAR CLUB	W-L	ERA	G	GS	CG	SHO	SV	IP	H	R	ER	BB	SO
1982 Reno—1	7-5	4.39	26	0	0	0	9	41	34	24	20	18	30
1983 Beaumont	6-3	4.03	47	1	0	0	3	83	90	45	37	30	39
1984 Reno	10-12	2.90	56	1	0	0	15	93	105	41	30	23	69
1985 Beaumont	10-9	2.86	42	0	0	0	8	78.2	72	27	25	23	63
1986 Las Vegas—2	10-3	3.36	65	0	0	0	16	104.1	103	47	39	36	81
1987 Baltimore	8-9	4.03	61	2	0	0	3	125	122	59	56	41	73
Rochester	0-1	6.75	1	0	0	0	0	4	6	3	3	1	1
1988 Baltimore	5-8	4.90	37	10	2	0	2	117.2	125	70	64	40	69
Rochester	2-3	3.34	12	3	1	0	2	29.2	38	11	11	5	25
1989 Baltimore	10-5	2.93	65	0	0	0	9	107.1	105	35	35	30	55
M.L. Totals	23-22	3.99	163	12	2	0	14	350	352	164	155	111	197

* Led League • Tied for League Lead

1—Selected by San Diego in June '82 free agent draft (4th round)

2—Acquired by Orioles from San Diego, along with catcher Terry Kennedy, in deal for pitcher Storm Davis on 10/30/86.

Strikeout High: 7, (May 25, '88 at Oak.)

Walk High: 4, twice, (June 26, '88 at Bos. and Sep. 29, '88 vs. N.Y. at Bal.)

Longest Outing, Starter: 9, (May 20, '88 vs. Sea. at Bal.)... **In Relief:** 6, (June 5, '88 vs. N.Y. at Bal.)

Winning Streak: 6, (May 18 thru July 15, '89).

Losing Streak: 5, (May 11 thru 25, '88).

Pitches: Fastball, slider, sinker, palm ball.

1989 SEASON SUMMARY

Led the Orioles in appearances (65) for the 2nd time in the last 3 seasons...Was 4th in the A.L. with 107.1 relief innings...Tied for 2nd in relief wins (10) with K.C.'s **Tom Gordon** behind Detroit's **Mike Henneman** (11)...Only 2 pitchers in Orioles' history have had more relief wins (**Stu Miller**-14 and **Dick Hall**-11, both in '65). **Hall**, **Tippy Martinez** and **Don Aase** have all won 10.

Longest outing was Apr 12 at KC when he pitched 5 perfect innings...Didn't get the decision in the O's 5-4, 15-inning win. Was 0-2 (era-5.57, ip-21, er-13) thru the 1st 6 weeks of the season (May 14), then went 10-1 with 6 saves (era-2.13, ip-84.2, h-76, r/er-20) in 48 games between May 17 and the final weekend of the season when he was the losing pitcher in the O's last 2 losses of the season at Toronto.

During the O's 2-12 road trip, July 20-Aug 2, he was the only Oriole to get a win: 4-3 at K.C. on July 28 and 9-8 at Boston on Aug 2.

WIN STREAK: Between May 17 and July 18, while the O's were 38-19, he was 6-0 with 3 saves (era-1.89, ip-47.2, h-37, r/er-10)...His career-high, 6-game win streak, May 18-July 15, was the longest by an Oriole since **Dave Schmidt** in '87...The last 2 weeks of May he retired 43 of 49 batters during a string of 7 appearances (3-0, sv-1).

BACK-TO-BACK: On May 30-31 he became the 1st Oriole to win games on back-to-back days since **Tippy Martinez** in August, '83...On Sep 29-30, he lost the 1st 2 games of the season-finale series at Toronto, becoming the 1st Oriole to lose on back-to-back dates since **Don Aase** in August, '86.

1989 SEASON					BY MONTH					LIFETIME				
W-L	ERA	IP	ER	G	Month	W-L	ERA	IP	ER	G	W-L	ERA	IP	ER
0-1-4	5.79	14.0	9	10	Apr	2-3-5	5.22	50.0	29	24				
3-1-1	1.64	22.0	4	12	May	4-6-2	3.89	81.0	35	28				
2-0-1	2.55	17.2	5	9	June	2-4-2	5.03	68.0	38	28				
2-1-1	3.10	20.1	7	12	July	5-2-2	2.68	37.0	11	21				
2-0-0	3.38	13.1	5	10	Aug	8-3-0	3.06	47.0	16	29				
1-2-2	2.25	20.0	5	12	Sep-Oct	2-4-3	3.49	67.0	26	33				

MISCELLANEOUS: Didn't throw a wild pitch all season, and only 3 others more innings without one: **Mike Smithson**, Bos., 143.2; **Ted Higuera**, Mil., 135.1; and **Mike Jeffcoat**, Tex., 130.2...Allowed only one homer in his last 69.2 innings...Gave up nearly 25% of his runs (8 of 35) against the world champion Oakland Athletics...Converted 9 of 15 save opportunities...Fanned a season-high 5 batters on May 21 vs. Cleveland.

STARTING/RELIEVING: In 151 lifetime relief appearances is 22-15 with a 3.84 era (ip-269.1, er-115)...Lifetime as a starter is 1-7 (era-4.46, ip-80.2, er-40) in 12 starts.

PREVIOUS MAJOR LEAGUE HIGHLIGHTS

1988: Started and was the winner in the O's 1st win of '88, 9-0 at Chicago on Apr 29, snapping O's 21-game losing streak...Pitched 6 innings, combining with **Dave Schmidt** on a 4-hitter, Mark's only win in 12 career starts...Didn't win again for the O's until nearly 4 months later. Lost his next 5 decisions between May 11 and June 25, and was optioned to Rochester on June 27 with a 1-5 record (g-21, gs-7, era-5.54, ip-79.2, er-49)...Returned Aug 18 and was 4-3 with one save (era-3.55, ip-38, er-15) in 16 games, 3 starts the rest of the season.

1987: Finished 8th in the A.L. in appearances with club-high 61, the most ever by an Orioles' rookie...Only 2 other major league rookies had more appearances in '87: Toronto's **Jeff Musselman** (68) and Pittsburgh's **John Smiley** (63).

Entered July with a 2-6 record (era-4.80, ip-65.2, er-35) in 28 appearances...In his next 17 games, July 4-Aug 28, was 6-2 with one save and a 2.45 era (ip-33, er-9), lowering overall ERA to 3.95 (ip-98, er-43)...Had his best stretch in 7 appearances, July 4-21, when he allowed only one run and 7 hits over 14.1 innings while earning 2 wins and a save...Earned 1st major league win at Cleveland on Apr 10, 12-11, over **Ernie Comacho**.

MINOR LEAGUE CAREER

1986: Led the Pacific Coast League in saves (16, tied), appearances (65), and winning percentage (.769, 10-3) while with PCL champion Las Vegas...His 3.36 era was 11 innings shy of qualifying as the 2nd best in the league (the league average in '86 was 4.49). Was the top reliever in AAA ball in the Rolands Relief competition, accumulating 49 points (+2 for a win or save, -1 for a loss)...Named to Baseball America's PCL all-star team.

1985: Led the Texas League in relief wins (10) and earned a club-high 8 saves...Was 30 innings shy of 2nd best ERA in league.

1984: Had club-high 15 saves, 6th in the California League while at Reno...His 56 appearances were tied for 3rd most in the league...Had the only sub-3.00 era on the staff.

MARK WILLIAMSON (Cont)

EARLY CAREER: In 1st year of pro ball at Reno (California, A), he earned 7 wins and 9 saves in 26 appearances...Led the club in saves...In '83, was 2nd in appearances for Texas League champion Beaumont.

AMATEUR CAREER: Played 2 seasons at San Diego State ('81-'82)...As a junior, his teammates included **Tony Gwynn** (Padres), and **Al Newman** (Twins)...In '82, as a senior, he was 11-8 with 11 saves and a 1.73 era (ip-109, er-21) to help lead San Diego State to a 57-31 record and a berth in the NCAA regional tournament.

Led the nation in saves, was 7th in ERA on 8th in strikeouts (113)...Named 3rd team All-America and All-Western Athletic Conference... Also played at Grossmont College in El Cajon, CA...Attended Mt. Miguel (CA) High School.

PERSONAL: He and his wife, the former **Lori Benbrook**, have 2 sons: **Elliot** (2/24/83) and **Christopher** (6/12/89)...Has worked for an aircraft parts manufacturing company in previous off-seasons... Studied mechanical engineering at San Diego State.

25

CRAIG RICHARD WORTHINGTON

Born: Apr. 17, 1965
Height: 6'0"; **Weight:** 202
Bats, R; Throws, R
Position: Third base

Birthplace/Residence: Born in Los Angeles, CA... Grew up in Pico Rivera, CA.
... Resides in Anaheim, CA.

Contract Status: Signed thru '90.

Tenure: 1 year, 31 days.

Signed Originally with: Orioles.



YEAR CLUB	AVG.	G	AB	R	H	2B	3B	HR	RBI	BB	SO	SB	CS	HP
1985 Bluefield—1	.341	39	129	33	44	9	1	7	20	10	19	3	2	2
1986 Hagerstown	.300	132	480	85	144	35	1	15	105	82	58	7	12	2
1987 Rochester	.258	109	383	46	99	14	1	7	50	32	62	0	2	2
1988 Rochester	.244	121	430	53	105	25	1	16	73	39	93	3	1	0
Baltimore	.185	26	81	5	15	2	0	2	4	9	24	1	0	0
1989 Baltimore	.247	145	497	57	123	23	0	15	70	61	114	1	2	4
M. L. Totals	.239	171	578	62	138	25	0	17	74	70	138	2	2	4

* Led League

1—Selected by Orioles in June '85 free agent draft (1st round, secondary phase). Signed by Ed Crosby

Career Highs, Game: **Runs 2, 10 times**, (latest Sep. 23, '89 vs. N.Y.); **Hits-3, 4 times**, (latest Sep. 20, '89 vs. Det.); **Home Runs-1, 17 times**, (latest Sep. 23, '89 vs. N.Y.); **RBI-3-twice**, (latest Aug. 14, '89 at Det.).

Hitting Streak: 13, (June 16 thru June 29, '89).

Grand Slams: None.

1989 SEASON SUMMARY

Led all major league rookies in rbi (70), games (145) and walks (61)...Also led A.L. rookies in runs produced (rbi plus runs, minus hrs) with 112 and tied for lead in doubles (23) with Seattle's **Ken Griffey**...Craig's 15 home runs were one behind **Griffey**, who led major league rookies with 16.

Played in 145 games (144 starts) at 3B, most games by an Oriole since **Doug DeCinces** in '77 (148)...Only **Cal Ripken** played more games for the Orioles...Craig was also 2nd to **Ripken** in rbi and doubles, tying **Phil Bradley** and **Randy Milligan** in doubles.

ROOKIE HONORS: Named by The Sporting News as the A.L. Rookie Player of the Year...Became the 5th Oriole to win the award following **Ron Hansen** ('60), **Curt Blefary** ('65), **Al Bumbry** ('73) and **Cal Ripken** ('82)...Selected

to Topps and Baseball Digest all-rookie teams...Finished 4th in BBWAA's Rookie of the Year voting with 16 points behind teammate **Gregg Olson** (36), K.C.'s **Tom Gordon** (67), Seattle's **Ken Griffey** (21).

IN THE CLUTCH: Batted .313 (134-42) with runners in scoring position, .223 (.363-81) the rest of the time...Had a .375 (16-6) average with the bases loaded...Had 2 game-winning rbi in extra innings, including rbi single in the 11th inning of O's opening day win over Boston...Also hit 3-run homer at Detroit off **Jack Morris** in 10th inning giving O's 4-1 win on Aug. 14.

BATTING: Was batting .199 on June 13, but hit .274 (321-88) in his last 84 games...Batted .305 (167-51) in 49 games, June 16-Aug. 9, including a career-high 13 straight games, June 16-29 (.353, 51-18)...Fanned 114 times, most by an Oriole in the '80s...Had 3 homers in first 76 games, but hit 12 in last 69 beginning July 1...Drove in 17 game tying or lead rbi, tied for 4th on club.

FAVORITE PARKS: Had an identical .381 (21-8) average at Seattle and Minnesota.

THIRD BASE: Was 2nd in the A.L. in total chances (410) and 3rd in assists (277) and games...Had only 6 errors in 1st 60 games, but made 14 the rest of the season...Had 13 throwing errors.

BY MONTH: **APR** (.190, 79-15, HR-1, RBI-10)...**MAY** (.216, 74-16, HR-1, RBI-13)...**JUNE** (.289, 83-24, HR-1, RBI-10)...**JULY** (.279, 86-24, HR-5, RBI-18)...**AUG** (.237, 76-18, HR-4, RBI-12)...**SEP-OCT** (.263, 99-26, HR-3, RBI-7).

PREVIOUS CAREER HIGHLIGHTS

1988: M.L. DEBUT/INTERNATIONAL LEAGUE MVP: Had 2 tours with the Orioles, 1st in April and again in September...Began the season at Rochester, but was recalled by Orioles on Apr. 25 when **Rick Schu** went on disabled list...His 1st major league hit came Apr. 27 when he homered off **Bert Blyleven** at Minnesota...Started 9 consecutive games at 3rd base before returning to Rochester May 6...Returned to O's again Sep. 13, and hit safely in 12 of 17 games...Overall made 26 starts, all at 3B.

Selected MVP in International League by vote of league managers, players and writers...Despite missing 10 games in April when promoted to O's, was 2nd in the IL in rbi (73) and tied for 2nd in homers (16)...Had 42 extra-base hits, 3rd in the league...For the 2nd straight year, led the league's 3rd basemen in games (120), total chances (319), and putouts (31).

1987: Was invited to Orioles' spring training camp as a non-roster player, then spent the season at Rochester...Suffered torn left hamstring running the bases on Aug. 14 and missed the rest of the season...Batted .471 (51-24) in final 15 games before injury, raising average 36 points from .222...Was the top fielding 3rd baseman in the International League and led the league's 3rd basemen in games (101), total chances (310), putouts (79), assists (211), and tied in double plays (16).

1986: Led the Carolina League in rbi (105), gwrbi (16), was 2nd in doubles (35), 4th in total bases (226) and extra-base hits (51), and 8th in batting (.300)...Named to Carolina League all-star team and picked as 2nd brightest prospect in the league by Baseball America...On Apr. 24, thru 1st 14 games, was batting only .192 (52-10) with one homer and 11 rbi...In next 101 games, he drove in 91 runs with 14 homers and batted .328 (351-115), raising average to season-high .311 on Aug. 20.

1985: Chosen Appalachian League all-star 3rd baseman...Led Bluefield in batting, but was 55 plate appearances shy of qualifying as the league's 2nd best.

AMATEUR BACKGROUND: Graduated from Cerritos (CA) Junior College in '85 and helped lead the school to a 39-5 record that spring...Is a 1983 graduate of Cantwell High School in Pico Rivera, CA, where he played shortstop.

PERSONAL: Father, **Charles**, is Hawaiian Indian; mother, **Marie**, is of Mexican descent...Married the former **Amy Skibel** on Jan. 28, '89...Loves heavy metal music.

NON-ROSTER PLAYERS

58

JAY ROBERT ALDRICH

Born: Apr. 14, 1961

Height: 6'3"; **Weight:** 210

Bats: R; **Throws:** R

Position: Pitcher

Birthplace/Residence: Born in Alexandria, LA
... Resides in Pine Brook, NJ

Roster: Rochester.

Tenure: 1 year, 35 days.

Signed Originally with: Milwaukee.



YEAR CLUB	W-L	ERA	G	GS	CG	SHO	SV	IP	H	R	ER	BB	SO
1982 Pikeville—1	1-2	4.19	11	8	1	1	1	53.2	44	33	25	28	37
1983 Beloit	7-4	4.17	28	11	0	0	5	103.2	114	59	48	35	96
1984 Stockton	11-14	2.90	54	0	0	0	8	105.2	107	46	34	44	78
1985 El Paso	4-1	3.55	42	0	0	0	12	63.1	61	28	25	13	35
1986 El Paso	3-3	3.64	40	0	0	0	20	54.1	60	25	22	18	34
1987 Denver	1-0	3.41	20	0	0	0	6	29	26	13	11	6	16
Milwaukee	3-1	4.94	31	0	0	0	0	58.1	71	33	32	13	22
1988 Denver	3-7	4.63	50	0	0	0	10	72	83	40	37	20	53
1989 Denver	2-4	2.74	31	0	0	0	15	42.2	44	15	13	13	24
Milwaukee	1-0	3.81	16	0	0	0	1	26	24	11	11	13	12
Atlanta—2,3	1-2	2.19	8	0	0	0	0	12.1	7	5	3	6	7
ML Totals	5-3	4.28	55	0	0	0	1	96.2	102	49	46	32	41
Pro Totals	37-38	3.78	331	19	1	1	78	621	641	308	261	209	414

1—Selected by Milwaukee in June '82 free agent draft (10th round).

2—Traded by Milwaukee to Atlanta to complete deal for Ed Romero.

3—Signed by Orioles as 6-year minor league free agent on 12/5/89.

1989 SEASON SUMMARY

Spent the 1st 2 months of the season at Denver, AAA affiliate of Milwaukee...Was up with the Brewers, May 23-July 16...Acquired by Atlanta on Aug 23, and the O's selected him as a 6-year minor league free agent on Dec 5.

Tied for 3rd in the American Association with 15 saves in only 31 appearances...Finished 29 of 31 appearances...Was leading the league with 10 saves in 16 appearances when recalled by Brewers in May.

Saved Milwaukee's 5-0 win vs New York on June 1, but blew his 3 other save chances for Brewers...Earned a win at Toronto over Duane Ward on June 6 with 3 scoreless innings of relief...Allowed none of his 9 inherited runners to score (in major league career has allowed only 9 of 56 inherited runners to score, 16%).

In his 1st taste of the N.L., opponents batted only .159 (44-7)...Worked season-high 3.2 innings vs Houston on Sep 27...Beat N.L. champion San Francisco and **Steve Bedrosian** for his lone win with Atlanta on Sep 12.

PREVIOUS CAREER HIGHLIGHTS

1988: Led Denver in appearances (50) and saves (10) and topped the American Association in games finished (38).

1987, BREWERS: Joined Milwaukee from Denver on June 5 and defeated the Orioles' **Mike Griffin** at Memorial Stadium on Aug 6 for his 1st major league win...Allowed only 8 of 40 inherited runners to score, best on the staff.

1985-86: His 20 saves for Texas League champion El Paso in '86 led the Brewers' entire minor league system and was 2nd in the league...Was also 2nd in '85 (12).

1985: Tied for 5th in the California League in appearances (54) and 3rd in games finished (46) in his 1st season of relief.

210

AMATEUR: Graduated from Pequannock Township High School (NJ) in '79...Played baseball and football...All-State in baseball...Attended Montclair State College (NJ).

PERSONAL: Single...Enjoys skiing and golf.

RANDY WILLIAM BASS

66

Born: Mar. 13, 1954

Height: 6'1"; **Weight:** 225


Bats: L; **Throws:** R

Position: First Base

Birthplace/Residence: Born, raised and still resides in Lawton, OK.

Tenure: Has 2 years, 10 days, but has been in professional baseball for 18 years.

Signed Originally with: Minnesota.



YEAR CLUB	AVG.	G	AB	R	H	2B	3B	HR	RBI	BB	SO	SB
1972 Melbourne—1	.307	59	199	*47	61	*15	0	*10	*41	59	40	0
1973 Wisconsin Rapids	.289	114	388	83	112	23	1	*21	86	95	101	1
1974 Lynchburg	.256	133	461	89	118	17	1	*30	*112	96	105	1
1975 Tacoma	.257	120	397	64	102	14	5	18	80	73	89	0
1976 Tacoma	.279	141	451	73	126	15	3	21	76	107	91	3
1977 Tacoma	.321	134	455	79	146	26	4	25	117	114	73	1
Minnesota	.105	9	19	0	2	0	0	0	0	0	5	0
1978 Omaha—2	.279	127	423	78	118	26	0	22	78	100	99	1
Kansas City	.000	2	2	0	0	0	0	0	0	0	0	0
1979 Denver—3	.333	123	421	91	140	28	1	36	105	97	67	2
Montreal	.000	2	1	0	0	0	0	0	0	0	0	0
1980 Denver—4	.333	123	450	*106	150	25	2	*37	*143	85	64	3
San Diego	.286	19	49	5	14	0	1	3	8	7	7	0
1981 San Diego	.210	69	176	13	37	4	1	4	20	20	28	0
1982 San Diego—5	.200	13	30	1	6	0	0	1	8	2	4	0
Texas	.208	16	48	5	10	2	0	1	6	1	7	0
Denver—6	.290	68	214	43	62	10	1	18	45	49	47	0
1983 Hanshin (Japan)	.288	113	371	69	107	15	0	35	83	44	57	0
1984 Hanshin	.326	104	356	57	116	16	0	27	73	47	64	1
1985 Hanshin	*.350	126	497	100	*174	21	0	*54	*134	70	61	1
1986 Hanshin	*.389	126	453	92	*176	31	2	*47	*109	*84	70	2
1987 Hanshin	.320	123	453	60	145	15	2	37	79	64	70	1
1988 Hanshin	.321	22	78	9	25	2	0	2	8	13	15	0
Pro Totals	.305	1886	6392	1164	1947	305	24	449	1411	1227	1164	17
Japanese Career	.337	614	2208	387	743	100	4	202	486	322	337	5
Major League Career	.212	130	325	24	69	6	2	9	42	30	51	0
Minor League Career	.294	1142	3859	753	1135	199	18	238	883	875	776	12

*Led League

1—Selected by Minnesota Twins in June '72 free agent draft (7th round).

2—Acquired by Kansas City Royals for cash on 4/4/78.

3—Acquired by the Montreal Expos for cash on 4/6/79.

4—Acquired by San Diego Padres on 9/5/80 completing a deal in which San Diego traded P John D'Acquisto and cash to Montreal on 8/11/80.

5—Acquired by Texas for cash on 5/17/82.

SENIOR LEAGUE

Batted .393 (107-42) in the Senior League this past winter for the Orlando Juice, highest in the league among players with 100 or more at bats. ... His Senior League stats: avg-.393; g-29; ab-107; r-22; h-42; 2b-9; 3b-0; hr-5; rbi-27; bb-19; so-13 ... Didn't join the league until Dec 9, one month into the season.

JAPAN

In his 5 full seasons with the Hanshin Tigers (Osaka area) Bass averaged 40 home runs and 97 rbi ... He set more than a dozen Japanese League batting records, and is widely considered the best foreign player ever to play in Japan ... Among his records: highest average for one season by any player in Japanese baseball history (.389) and the most home runs in one season by a foreign player (54) ... His lifetime slugging average was .660 ... In '85, he helped the Tigers go from 53 wins the previous year to 74 wins and a 1st ever Japan championship.

211

IN UNIFORM

BACK-TO-BACK TRIPLE CROWNS: Won 2 straight Central League Triple Crowns in '85 (.350, hr-54, rbi-134) and '86 (.389, hr-47, rbi-109) . . . First ever foreign player to win a triple crown, as well as the 1st to win home run and rbi titles . . . Only 2 others have ever won back-to-back triple crowns: **Sadaharu Oh** ('73-'74, Central League), and **Hiroimitsu Ochiai** ('85-'86, Pacific League).

HOME RUNS: His 54 home runs (126 games) in '85 remain a single season home run record for foreign players. It's the 2nd highest home run total in league history behind **Oh's** record of 55 in '64 with the Yomiuri Giants (140 games) . . . In his final game of the season, against the Giants who were managed by **Oh**, Bass was walked every time he came to the plate.

HIGHEST BATTING AVG IN JAPAN HISTORY: In '86, he set a Japanese League record with a .389 (453-176) batting average, highest in the 54-year history of Japanese baseball . . . Was batting as high as .395 on Sep 26.

1983: Suffered broken left wrist in exhibition season and got off to a slow start in his 1st season in Japan . . . Still finished 3rd in the Central League with 35 homers . . . Hit 26, with 56 rbi, in 59 games after the all-star break.

1984: Led the Central League in slugging (.598) and was 4th in hitting (.326), the top average among foreign players in the Central League.

1985, LEAGUE CHAMPIONSHIP: Named Central League MVP while leading the Hanshin Tigers to their 1st Central League pennant in 21 years and then led the club to its 1st ever Japan Series Championship. The Tigers defeated the Seibu Lions 4 games to 2 and Bass was the unanimous choice for the Series MVP while batting .368 with 3 homers, 9 rbi, 2 gwrbis and 6 runs.

In addition to the triple crown, his 22 game-winning rbi in '85 also represent an all-time Japanese record . . . He also topped the league in hits, slugging, total bases and slugging . . . In the season's MVP balloting (as in the majors, voting is done by the members of the Baseball Writers Association), he received 230 of a possible 239 1st place votes. He was only the 5th foreign player to win MVP acclaim in Japan.

1986, MORE RECORDS: Homered in 7 consecutive games, June 18-26, tying record held by **Sadaharu Oh** in '72. Bass tied the record in his final at bat on June 26 when he hit a ball completely out of Tokyo's Korakuen Stadium.

Set record with rbi in 12 straight games, June 18-July 3 . . . Tied a record with homers in 4 consecutive trips to the plate, May 31, June 1.

The triple crown winner also led the Central League in slugging, hits, walks, on-base pct. and total bases.

1987: Hit his 200th homer in his 587th game, faster than any player in Japanese professional baseball history.

1988: He returned to the U.S. on May 14 with his family to arrange medical treatment for his 8-year-old son **Zachary**, who was suffering from a brain tumor . . . At the time of his departure, Randy was 2nd in the Central League in batting (.321) . . . The prescribed therapy (radiation rather than surgery) was more prolonged than originally anticipated, requiring Randy's extended presence . . . When he was not able to return to Japan by late June, he was released.

MAJOR LEAGUE CAREER

His 1st homer in the major leagues was a 400-foot home run on Sep 9, '80 off San Francisco's **Allen Ripley** in his 1st swing as a San Diego Padre . . . In '81 he began the year as the Padres' starting 1st baseman, but he hit only .183 that 1st month and ended up starting 45 of the Padres' 110 games . . . Hit the Padres only grand slam that year, Apr 12 at Candlestick Park off the Giants' **Tom Griffin**.

His last major league homer came while playing for Texas at Memorial Stadium on May 31, '82 off **Dennis Martinez** . . . Last game in the majors was June 7, '82 . . . At that time, he was optioned by the Rangers to Denver.

MINOR LEAGUES

Won 4 home run titles during his minor league career: '72-Florida East Coast Rookie League; '73-Midwest League; '74-Carolina League; '80 American Association . . . Was the National Association's Minor League Player of the Year in '80 and runner-up in '79 . . . Hit 4 home runs (8 rbi) in a 10-inning game on June 9, '77 at Phoenix while playing for Tacoma (AAA).

AMATEUR: Graduated from Lawton (OK) High School . . . Played football, basketball and baseball . . . Turned down offers of football scholarships to Oklahoma and Kansas State.

PERSONAL: He and his wife, **Linda**, were married 11/17/75 . . . They have 2 children: **Zachary** (4/18/80) and **Staci** (7/11/82).

MICHAEL CARL JONES

59

Born: July 30, 1959

Height: 6'5"; **Weight:** 230

Bats: L; **Throws:** L


Position: Pitcher

Birthplace/Residence: Born in Rochester, NY
Resides in Pittsford, NY.

Roster: Rochester.

Debut: 3 years, 33 days.

Signed Originally with: Kansas City.



YEAR CLUB	W-L	ERA	G	GS	CG	SHO	SV	IP	H	R	ER	BB	SO
1977 Sara Royals—1	5-1	2.45	8	8	4	0	0	55	41	19	15	43	52
1978 Ft. Myers	13-9	3.67	25	25	9	4	0	169	150	80	69	117	118
1979 Jacksonville	9-13	4.10	26	26	8	2	0	167	142	92	76	109	116
1980 Jacksonville	13-6	3.87	24	24	6	2	0	158	152	79	68	83	116
Kansas City	0-1	10.80	3	1	0	0	0	5	6	7	6	5	2
1981 Omaha	11-7	2.95	20	20	7	1	0	134	102	55	44	79	101
Kansas City	6-3	3.20	12	11	8	0	0	76	74	30	27	28	29
1982 Kansas City	(did not play)												
1983 Ft. Lauderdale	5-8	3.26	18	18	4	0	0	116	135	47	42	31	68
1984 Omaha	4-5	3.44	11	11	5	1	0	73	65	39	28	27	38
Kansas City	2-3	4.89	23	12	0	0	0	81	86	48	44	36	43
1985 Kansas City	3-3	4.78	33	1	0	0	0	64	62	40	34	39	32
1986 Richmond—2	7-6	4.99	25	21	6	0	0	119	127	76	66	66	66
Greenville	0-0	0.00	1	0	0	0	0	2	4	1	0	0	0
1987 Indianapolis—3	3-1	4.73	15	4	0	0	1	27	31	17	14	15	16
Burlington	3-4	1.52	8	8	2	1	0	59	53	20	10	19	31
1988 Nashville—4	5-4	2.54	35	4	1	1	2	64	46	21	18	32	41
1989 Rochester—5	9-7	3.35	31	17	2	0	2	129	127	65	48	42	80

ML Totals 11-10 4.42 71 25 8 0 0 226 228 125 111 108 106

1—Selected by Kansas City in June '77 draft (1st round).

2—Released by Kansas City and signed by Atlanta on 4/4/86.

3—Signed by Montreal as 6-year minor league free agent on 1/10/87.

4—Released by Montreal Oct '87, signed by Cincinnati on 1/18/88.

5—Signed by Orioles as 6-year minor league free agent on 2/9/89.

Division Playoff Series Record

YEAR CLUB	W-L	ERA	G	GS	CG	SHO	SV	IP	H	R	ER	BB	SO
1981 K.C. vs Oak.	0-1	2.25	1	1	0	0	0	8	9	2	2	0	2

American League Championship Series Record

YEAR CLUB	W-L	ERA	G	GS	CG	SHO	SV	IP	H	R	ER	BB	SO
1984 K.C. vs Det.	0-0	6.77	7	0	0	0	0	1.1	1	1	1	0	0

1989 SEASON

Was 2nd on Rochester staff in wins (9), starts (17), innings (129), and strikeouts (80) behind **Curt Schilling** . . . Was 7-4 as a starter.

Fourteen of his 1st 22 appearances were in relief, but he moved into the rotation permanently July 20 and made 9 starts over the last 6 weeks of the season . . . In his last 7 starts, he went 4-2 (2.84, ip-50.2, er-16) . . . His only 2 complete games came in his last 2 starts, both losses . . . Fanned a season-high 9 batters on Aug 24 vs Columbus.

PREVIOUS CAREER HIGHLIGHTS

In 12 years of pro ball, he has spent only one full season, '85, in the majors and that season played on the only world championship team the Kansas City Royals have ever had . . . His minor league career record is 87-71 in 247 appearances.

1986-'89: Has pitched with 4 different organizations the last 4 years . . . In '88, held American Association batters to a .182 batting average, 3rd lowest in the league.

MIKE JONES (Cont)

KANSAS CITY ROYALS: Made major league debut Sep 6, '80 at Cleveland, where he earned his 1st major league win the following season: Aug 14, 4-1 over **Bert Blyleven**...Joined the Royals at the All-Star break in '81. He was the Royals' "Rookie of the Year" and finished 4th in the balloting for A.L. "Rookie of the Year"...Fanned career-high 7 batters Sep 13, '81 at Oakland...Started game #2 of '81 Western Division playoffs and lost 2-1 to Oakland's **Steve McCatty**.

Injury: Missed all of '82 with a dislocation of the 4th and 5th vertebrae (broken neck)...Suffered the injury in a auto accident on Dec 21, '81...Was in a body cast from his waist to his neck.

Comeback: Returned to the majors 2 1/2 years later when his contract was purchased by the Royals from Omaha on June 11, '84...On June 15 vs Minnesota he made his 1st big league appearance since Oct '81...Earned his 1st win in 3 years on July 16 when he beat Cleveland 3-1 with 8 innings of 1-hit ball.

In '85, made his last big league appearance in a start on the last day of the season, Oct 6, in a 9-3 loss to Oakland...Last win came Sep 4 at Chicago...Didn't pitch in post-season.

EARLY CAREER: Led his team in wins and strikeouts in 3 of his first 4 years of pro ball ('77-'78-'80)...Threw a no-hitter over Iowa on Apr 27, '81.

AMATEUR: Had an outstanding prep career at Sutherland High School in Pittsford, NY...As a senior was 8-3 with a 1.04 era over 83 innings...Allowed only 32 hits and struck out 183.

PERSONAL: He and his wife, **Cindy**, have 2 children, **Jared Michael** (10/20/83) and **Justin Michael** (7/12/86).

63

MIKE SHAWN LINSKEY

Born: June 18, 1966

Height: 6'5"; **Weight:** 215

Bats: L; **Throws:** L

Position: Pitcher

Birthplace/Residence: Born and still resides in Baltimore, MD.

Roster: Hagerstown.

Tenure: None.

Signed Originally with: Orioles.



YEAR CLUB	W-L	ERA	G	GS	CG	SHO	SV	IP	H	R	ER	BB	SO
1988 Erie—1	3-3	3.11	10	8	2	1	1	55	46	24	19	18	50
1989 Frederick	2-2	0.88	9	9	3	2	0	61	47	7	6	16	46
Hagerstown	10-6	2.81	18	18	7	4	0	128	108	45	40	35	90
Pro Totals	15-11	2.40	37	35	12	7	1	244	201	76	65	69	186

1—Selected by Orioles in June '87 draft (9th round). Previously drafted by Pittsburgh in June '84 draft but did not sign.

1989: Orioles "Minor League Pitcher of the Year" as selected by club officials in the Orioles player development department...At Frederick and Hagerstown combined, he threw one 3-hitter and four 4-hitters...Was 6th in the Eastern League in ERA and tied for 4th in complete games...Allowed one earned run or less in 15 of 27 starts, in both leagues.

Was leading the Carolina League in ERA in late May when he was promoted from Frederick to Hagerstown...In 1st start for Hagerstown he struck out season-high 11 batters in 4-hit shutout win over New Britain on May 31.

Won his last 4 starts of season (0.82, ip-33, er-3) including the last 3 via complete games.

1988: Threw a one-hitter Aug 13 vs. St. Catharines.

214

COLLEGE: As a senior in '88 at James Madison University, he went 10-1 with a 2.70 era...JMU was 43-11-2 and went to the NCAA Regionals...Mike had gone 5-9 combined in his 1st 3 years at JMU.

BALTIMORE BORN: Attempting to become the 6th Baltimore born pitcher to play for the Orioles...Starred 4 years at Loyola High School...Played with Johnny's, the top amateur team in Baltimore...Was a regular at Memorial Stadium (section 34) when not pitching...Drafted by Pittsburgh on the 21st round out of high school, but didn't sign.

PERSONAL: Has a degree in sports management from James Madison...Single.

JEFFERSON ALAN MCKNIGHT

60

Born: Feb. 18, 1963

Height: 6'0"; **Weight:** 175

Bats: S; **Throws:** R

Position: Outfield


Birthplace/Residence: Born in Conway, AR...

Resides in Bee Branch, AR.

Roster: Rochester.

Tenure: 18 days.

Signed Originally with: Mets.



YEAR CLUB	AVG.	G	AB	R	H	2B	3B	HR	RBI	BB	SO	SB	CS	HP
1983 Little Falls—1	.217	39	115	10	25	3	1	0	9	15	18	1	1	0
1984 Columbia	.255	95	251	31	64	10	1	1	27	26	17	9	1	1
1985 Columbia	.264	67	159	26	42	6	1	1	24	21	18	6	2	1
Lynchburg	.220	49	150	19	33	6	1	0	21	29	19	0	0	0
1986 Jackson	.252	132	469	71	118	24	3	4	55	76	58	5	2	3
1987 Jackson	.203	16	59	5	12	3	0	2	8	4	12	1	1	1
Tidewater	.255	87	184	21	47	7	3	2	25	24	22	0	1	1
1988 Tidewater	.255	113	345	36	88	14	0	2	25	36	32	0	4	0
1989 Tidewater	.249	116	425	84	106	19	2	9	48	79	56	3	0	1
New York (N)—2	.250	6	12	2	3	0	0	0	0	2	1	0	0	0
Pro Totals	.248	720	2169	305	538	92	12	21	242	312	253	25	12	8

1—Selected by New York Mets in secondary phase of Jan '83 draft. Previously drafted by the Orioles in the June '82 draft (28th round), but did not sign.

2—Signed by the Orioles as a 6-year minor league free agent on 12/5/89.

1989: Played 8 positions at Tidewater (everywhere but pitcher)...Games at each position: 1b-76, 2b-25, ss-28, 3b-10, lf-4, cf-2, rf-1, c-2...Made his major league debut last June when he spent 2 1/2 weeks with the Mets...Still led the International League in walks (79) and was 2nd in runs (84)...Had 23 more walks than strikeouts, best ratio in the league.

Was recalled by the Mets from AAA Tidewater on June 5 when **Tim Lincecum** suffered a sprained ankle...After 646 games in the minors, he made his major league debut on June 6 and in his 1st at bat singled off Chicago's **Calvin Schiraldi** at Wrigley Field...Optioned back on June 23.

MINOR LEAGUE CAREER: This is his 1st big league spring training camp...Has played all 9 positions during his minor league career...Breakdown of games at each position: c-2; 1b-158; 2b-194; ss-127; 3b-73; of-173; p-9...In his 9 appearances as a pitcher, he's 0-0 with a 3.75 era (ip-12, h-8, er-5)...In his minor league career he has had 70 more walks than strikeouts (349-279).

AMATEUR: Graduated from South Side High School in Bee Branch, AR...Graduated from Westark Community College in Fort Smith, AR.

PERSONAL: His father, **Jim**, was a utility player for the Chicago Cubs in '60 and '62...Married (**Sarah**) with one son (**Matt**)

215

52

DARRELL KEITH MILLER

Born: Feb. 26, 1959

Height: 6'2"; **Weight:** 210

Bats: R; **Throws:** R


Position: Catcher

Birthplace/Residence: Born in Washington, D.C. . . . Resides in Yorba Linda, CA.

Roster: Rochester.

Tenure: 3 years, 82 days.

Signed Originally with: California.



YEAR CLUB	AVG.	G	AB	R	H	2B	3B	HR	RBI	BB	SO	SB	CS	HP
1979 Idaho Falls—1	.268	60	205	35	55	10	2	6	34	28	62	5	1	3
1980 Salinas	.287	64	195	26	56	6	3	4	28	12	48	4	0	1
Salt Lake City	.297	30	101	10	30	2	2	0	11	3	25	2	1	0
1981 Holyoke	.264	126	443	61	117	26	9	10	62	41	90	14	5	8
1982 Holyoke	.262	119	450	76	118	25	10	11	60	52	104	12	6	4
1983 Edmonton	.303	51	142	29	43	5	1	2	23	6	28	4	0	2
1984 Edmonton	.326	92	328	64	107	19	9	12	67	34	52	2	4	2
California	.171	17	41	5	7	0	0	0	1	4	9	0	0	0
1985 Edmonton	.282	17	71	10	20	3	1	1	6	7	15	2	1	0
California	.374	51	48	8	18	2	1	2	7	1	10	0	1	1
1986 California	.328	33	57	6	13	2	1	0	4	4	8	0	0	0
Edmonton	.307	63	212	37	65	8	7	8	30	24	46	3	3	0
1987 California	.241	53	108	14	26	5	0	4	16	9	13	1	0	2
1988 Edmonton	.317	37	123	14	39	5	3	4	19	10	24	3	1	3
California	.221	70	140	21	31	4	1	2	7	9	29	2	1	5
1989 Columbus—2,3	.243	76	218	23	53	7	5	4	26	22	46	2	0	4
M.L. Totals	.241	224	394	54	95	13	3	8	35	27	69	3	2	8

1—Selected by California in June '79 free agent draft (9th round).

2—Signed by New York Yankees as a 6-year minor league free agent on 3/27/89.

3—Signed by Orioles as a 6-year minor league free agent on 12/5/89.

Career Highs, Game: Hits-3, 3 times, (latest Sep 25, '88 vs Min.); HR-1, 8 times, (latest Jul 30, '88 at Chi.); RBI-2, on many occasions, (latest Jun 5, '88 at Mil.)

Grand Slams: None.

1989 SEASON SUMMARY

Released by Angels last March 27 and signed AAA contract with Yankees to play at Columbus...Played 5 positions (c, 3b, 1b, lf, rf)...Batted .283 (117-34) before July 4 and .161 (118-19) after...Best game was June 28 at Nashville when he went 3-for-5 with 4 rbi.

PREVIOUS CAREER HIGHLIGHTS

ANGELS, '84-'88: Started 101 games for the Angels over 4 seasons, 52 behind the plate; 22 in lf; 13 at 1b; 8 in rf; 4 as dh and 2 in cf...Started a career-high 36 games in '89...Has a career-high .312 (93-29) average in September, and a .367 (30-11) career average as a pinch hitter.

Had big numbers to twice make the Angels out of spring training: '87-.415 and '86 (.393)...Had his 1st hit Aug 17, '84 vs **Scott McGregor**. 1st multi-hit game (same day) and 1st 3-hit game (May 22, '86) at Memorial Stadium...Hit 1st major league homer on Sep 29, '85 at Cleveland off **Vern Ruhle**.

Did his best hitting against Cleveland (.444, 18-8, hr-2), Oakland (.364, 22-8, hr-2) and the Orioles (.294, 34-10, hr-0).

MINORS: Has a .283 (2488-703) lifetime average in the minors...Had a .313 (876-274) in parts of 5 seasons at Edmonton, the Angels' AAA affiliate in the Pacific Coast League...Began his pro career as a catcher...Switched to the outfield for 2 seasons before returning behind the plate in '82...In '84, he was 7 plate appearances shy of qualifying with the P.C.L.'s 6th best average (.326).

AMATEUR: Played football and basketball at Ramona High School in Riverside, CA...In '75 was an honorable mention All-American in foot-

ball...Attended Cal Poly Pomona, majoring in physical education and business...Frist team All-American in baseball for Pomona in '79.

PERSONAL: Belongs to one of California's most successful sports families...Brother **Reggie** played at UCLA and was selected to this year's NBA All-Star game as a guard for the Indiana Pacers...Sister **Cheryl** was an All-American hoop player at USC and is considered one of the finest players ever in women's basketball...Darrell married **Kelly Kinane** on Jan 2 '88.

DOUGLAS RICHARD ROBBINS

56

Born: July 6, 1966

Height: 6'1"; **Weight:** 210

Bats: R; **Throws:** R


Position: Catcher

Birthplace/Residence: Born in Pittsburgh, PA
Resides in Moraga, CA.

Roster: Hagerstown.

Tenure: None.

Signed Originally with: Orioles.



YEAR CLUB	AVG.	G	AB	R	H	2B	3B	HR	RBI	BB	SO	SB	CS	HP
1989 Frederick—1	.310	57	174	29	54	7	3	5	30	32	35	2	1	5

1—Selected by Orioles in June 88 draft (10th round).

1989: Was the top-hitting catcher (.310) in the Carolina League...Only one other hitter in the league (with at least 100 at bats) had a higher average...Teammate **David Segui** (.317)...Batted .350 (103-36) in his last 31 games.

1988 OLYMPICS: Batted .333 (9-3) for the gold medal U.S. Olympic team in Seoul, Korea... Was the starting catcher in the gold medal game, a 5-3 win over Japan pitched by **Jim Abbott**...Batted .353 (85-30) for Team USA during the squad's 53-game summer tour (they were 42-11).

COLLEGE: Started for both Stanford University NCAA championship teams in '87 and '88...As a senior he batted .315 (248-78) with 11 homers and 30 rbi in 67 games...Named to All-College World Series team...Threw out 5 of 7 attempted base stealers in the series...Hit a 3-run homer against Cal State-Fullerton to put Stanford into championship game...Winner of Stanford's "Most Inspirational Player" award. As a junior he batted .265 in the regular season, but excelled in post-season, batting .438 with 2 doubles, 2 homers and 5 rbi in the NCAA West Regional.

MORE AMATEUR: Was injured most of his senior year at Miramonte (CA) High School...Played on Northern California baseball team that went to Japan in the summer of '84...Played in the '82 American Legion World Series, where his team finished 2nd...All-league, All-East Bay Area and All-Northern California in football his senior season...Named "Athlete of the Year" as a senior in high school.

PERSONAL: Earned degree in economics at Stanford...Lifetime member of the California Scholastic Federation...Was top student of Spanish in high school.

BASEBALL MOVIES AND THE ORIOLES

Two recent and highly successful baseball movies, each of which received Academy Award nomination, had an Orioles connection.

Ron Shelton, an infielder in the O's farm system from '67 to '71 who reached the AAA level at Rochester before retiring, wrote and produced *Bull Durham*, starring **Kevin Costner** and **Susan Sarandon**. His script was nominated in '88 for "best original screenplay."

Don Buford, the former great O's leadoff hitter now serving the club as director of field operations/instruction, was the technical adviser for *Field of Dreams*, also starring **Costner** and one of five 1989 movies nominated for Best Picture.

JEFFERY WILLIAM SCHWARZ

Born: May 20, 1964

Height: 6'5"; **Weight:** 190

Bats: R; **Throws:** R

Position: Pitcher

Birthplace/Residence: Born in and still resides in Ft. Pierce, FL.

Roster: Rochester.

Tenure: None.

Signed Originally with: Chicago Cubs.



YEAR CLUB	W-L	ERA	G	GS	CG	SHO	SV	IP	H	R	ER	BB	SO
1982 Sara Cubs—1	2-5	6.07	11	9	0	0	0	43	47	39	29	37	24
1983 Pikeville	3-8	5.19	13	13	1	0	0	69	73	61	40	45	61
1984 Quad City	4-14	5.05	27	24	2	0	0	130	106	88	73	111	123
1985 Peoria	7-9	3.20	27	19	6	2	0	143	99	60	51	79	140
1986 Winston Salem	0-1	7.50	4	2	0	0	0	12	10	10	10	12	11
1987 Peoria	5-7	4.58	20	13	2	2	0	92	79	59	47	59	91
1988 Winston Salem	7-12	4.52	24	24	2	2	0	151	133	93	76	110	153
Pittsfield	0-1	5.65	3	3	0	0	0	14	19	9	9	11	5
1989 Hagerstown—2	0-6	3.91	17	9	0	0	1	69	66	45	30	41	78
Rochester	0-2	5.84	9	0	0	0	2	12.1	5	9	8	16	12
Pro Totals	28-65	4.57	155	116	13	6	3	735.1	637	473	373	521	698

1—Selected by the Chicago Cubs in June '82 draft (24th round).

2—Signed by Orioles as a 6-year minor league free agent on 11/23/88.

1989: Averaged 10.17 strikeouts per 9 innings at Hagerstown, tops in the Eastern League just ahead of Albany's **Steve Adkins** (10.15)...Has lost 11 straight decisions since his last win: July 24, '88, 5-2 over Lynchburg for Winston-Salem.

Was 0-5 as a starter (0-6 overall) at Hagerstown, although he worked to a 3.67 era (ip-54, er-22)...Allowed more than 4 runs only twice in his 9 starts.

Promoted to Rochester (0-2) in July and 6 of his 9 appearances for the Red Wings were hitless.

1988: While pitching for Winston-Salem (Cubs), threw one-hitter with 11 strikeouts on May 3 vs Hagerstown...Suns' **Dave Bettendorf** got the lone hit...Was 4th in the Carolina League in strikeouts (153) and had the league's 2nd best strikeouts per 9 innings (9.1).

1987: Threw a no-hitter vs Kenosha on July 10 while pitching for Peoria in the Midwest (A) League.

1985: Threw two 1-hitters and two 3-hitters for Peoria.

AMATEUR: Graduated from Fort Pierce (FL) High School in '82...Played baseball and basketball.

PERSONAL: Attends DePaul University in the off-season...Single...Brother, **Tom**, played 5 years ('84-'88) in the Twins, Phillies, and Brewers organizations and batted .267 in 610 games...A 3rd basemen, **Tom** drove in 101 runs for Visalia (Twins) in the California League in '86...A righthander, Jeff has been known to throw batting practice lefthanded.

"READ LIKE A PRO"

The Orioles, taking a cue from Mayor **Kurt Schmoke** who pledged in his 1988 inaugural address to make Baltimore "A City That Reads," have developed a program called, "Read Like a Pro."

"Read Like a Pro," directed at Baltimore City 6th graders and Baltimore County 5th graders, challenges pupils to read a specified number of books during a 3-month period. Those who achieve that goal receive complimentary Orioles tickets for themselves and a parent or guardian.

Over the past 3 years, the Orioles have contributed in excess of \$15,000 to help fund Mayor **Schmoke's** adult literacy program in Baltimore City. Serving as chairpersons for the program are **Kelly** and **Cal Ripken Jr.** who themselves pledged \$250,000 to the project in '89, that amount to be matched thru a corporate fund-raising drive, administered by the City.

DAVID VINCENT SEGUI

Born: July 19, 1966

Height: 6'1"; **Weight:** 170

Bats: L-R; **Throws:** L


Position: First Base

Birthplace/Residence: Born and still resides in Kansas City, KS.

Roster: Hagerstown.

Tenure: None.

Signed Originally with: Orioles.



YEAR CLUB	AVG.	G	AB	R	H	2B	3B	HR	RBI	BB	SO	SB	CS	HP
1988 Hagerstown—1	.268	60	190	35	51	12	4	3	31	22	23	0	0	3
1989 Frederick	.317	83	284	43	90	19	0	10	50	41	32	2	1	4
Hagerstown	.324	44	173	22	58	14	1	1	26	16	16	0	0	2
Pro Totals	.308	187	647	100	199	45	5	14	107	79	71	2	1	9

1—Selected by Orioles in June '87 draft (18th round).

WINTER BALL: Finished 2nd in batting in the Dominican League this winter with a .333 (147-49) average...Was also 2nd in doubles (10)...Named the league's all-star 1st baseman by the Dominican baseball writers.

1989: Named the Orioles "Minor League Player of the Year" by club officials in the O's player development department...Was tied for the Carolina League in batting (.317) when promoted to Hagerstown on July 17...Failed to have enough plate appearances to qualify for the batting title in either league...Was 56 plate appearances shy of winning Eastern League batting crown.

Hit safely in 35 of 44 games at Hagerstown...Batted .329 (280-92) after June 4...Had three 4-hit games and one 5 rbi game, Apr 16 vs. Lynchburg...Only twice during the season he went 3 games without a hit, and 2 games on another occasion...Struck out season-high twice in only 3 games.

AMATEUR CAREER: Graduated Bishop Ward High School (KS) in '84, where he was all-state as a junior and senior...Attended Kansas City Community College and Louisiana Tech.

PERSONAL: His father, **Diego**, played in the majors, '62-'77...Played with Oakland, Kansas City, Washington, Seattle, St. Louis and Boston. Compiled a 92-111 career record in 639 games (era-3.81)...Won the American League earned run average title in '70 with a 2.56 era while at Oakland...Is currently a minor league pitching coach for the Giants at Everett in the Northwest Rookie League.

DANIEL LOUIS SIMONDS

Born: Feb. 7, 1965

Height: 6'1"; **Weight:** 190

Bats: R; **Throws:** R


Position: Catcher

Birthplace/Residence: Born in Boston, MA...Resides in Hyannis, MA.

Roster: Rochester.

Tenure: None.

Signed Originally with: Orioles.



DAN SIMONDS (Cont)

YEAR CLUB	AVG.	G	AB	R	H	2B	3B	HR	RBI	BB	SO	SB	CS	HP
1987 Miami—1	.229	11	35	3	8	0	0	1	3	2	4	1	0	0
Bluefield	.270	54	178	25	48	6	0	1	23	22	33	3	3	4
1988 Fresno	.252	95	330	28	83	7	2	0	30	18	48	3	3	0
1989 Frederick	.194	23	62	8	12	2	1	0	7	4	7	1	1	0
Hagerstown	.246	46	114	7	28	2	1	0	7	9	9	2	2	2
Pro Totals	.249	229	719	71	179	17	4	2	70	55	101	10	9	6

1—Selected by the Orioles in 'June '87 free agent draft (7th round).

MINOR LEAGUE ERASER RATE: In 3 pro seasons has thrown out 140 of 320 attempted base stealers, a success rate of .438...For comparisons sake, the average in the major leagues in '89 was .316...In '89, he had the highest percentage of throwing out base stealers in all of baseball.

Combined at Hagerstown and Frederick he tossed out 35 of 61 (.574)...Led both the Carolina (A) League and the Eastern (AA) League...Threw out 14 of 21 (.667) at Frederick and 21 of 40 (.525) at Hagerstown...Has played in 4 leagues and has led 3 in top eraser rate.

1989: Promoted from Frederick to Hagerstown on June 1...Went without a homer for the 2nd straight year...Has now gone 169 games without one...Last hit one on Aug 20, '87 for Bluefield vs Johnson City...Between July 25 and Aug 25 at Hagerstown he batted .320 (50-16), but hit .190 (126-24) the rest of the season.

1988: Was on loan to the O's co-op team at Fresno in the California League...Finished 6th in the league in throwing out base stealers (68 of 159, .428).

1987: Led Appalachian League catchers in games (54), putouts (491), assists (44), total chances (548) and caught stealing pct. (.423, 33 of 78).

AMATEUR: Graduated from Davidson College in '87...Named All-Southern Conference twice...Graduated Barnstable High School (MA) in '83...Earned 3 letters in baseball, 2 in basketball and one in football...Twice named all-Southeastern Massachusetts in baseball.

PERSONAL: Earned a degree in history from Davidson...Single.

55

JEFFERY WILSON TACKETT

Born: Dec. 1, 1965

Height: 6'2"; **Weight:** 200

Bats: R; **Throws:** R

Position: Catcher

Birthplace/Residence: Born in Fresno, CA...
Resides in Camarillo, CA.

Roster: Rochester.

Tenure: None.

Signed Originally with: Orioles.



YEAR CLUB	AVG.	G	AB	R	H	2B	3B	HR	RBI	BB	SO	SB	CS	HP
1984 Bluefield—1	.163	34	98	9	16	2	0	0	12	23	28	1	1	0
1985 Daytona Beach	.194	40	103	8	20	5	2	0	10	13	16	1	3	1
Newark	.209	62	187	21	39	6	0	0	22	22	33	2	2	2
1986 Hagerstown	.285	83	246	53	70	15	1	0	21	36	36	16	5	5
1987 Charlotte	.224	61	205	18	46	6	1	0	13	12	34	5	5	2
1988 Charlotte	.206	81	272	24	56	9	0	0	18	42	46	6	4	2
1989 Rochester	.181	67	199	13	36	3	1	2	17	19	45	3	1	1
Pro Totals	.216	428	1310	146	283	46	5	2	113	167	238	34	21	13

1—Selected by Orioles in June '84 free agent draft (2nd round).

1989: Led all International League catchers (min. 25 attempts) in throwing efficiency, tossing out 29 of 63 (.460) attempted base stealers...Had gone 1,211 pro at bats without a homer before hitting one on June 28 against

Tidewater...Hit another one week later...Had back-to-back 3-rbi games Aug 13-14, but had only 11 rbi the rest of the season.

1988: Tied for 1st place among Southern League catchers with 6 double plays.

1987: Sore right elbow kept him out of all but 17 of Charlotte's 1st 72 games.

1986: His .285 average at Hagerstown represented a 92-point increase in his pro average thru 1st 2 seasons...Reached via hit or walk in 63 of his 76 starts and had a .385 (288-111) on-base pct...His 16 steals were the most by a Carolina League catcher.

1985: Topped NY-Penn League catchers in games (62), total chances (489), putouts (412) and assists (63).

AMATEUR CAREER: Served as captain of both soccer and baseball teams at Camarillo (CA) High School...Batted .550 as a senior in '84 with 8 home runs and 30 rbi, and was leading scorer on the soccer team.

PERSONAL: His father, **Terry**, played in Angels' minor league system...Enjoys motorcycles, surfing and skiing.

LAST TIME IT HAPPENED

STEALING HOME: ORIOLES: Lee Lacy, Aug 28, '86 at Oakland (Double steal with **Cal Ripken**)...**OPPONENTS:** Marty Barrett, Boston, June 16, '88 at Baltimore.

HITTING FOR CYCLE: ORIOLES: Cal Ripken, May 6, '84 vs. Texas...**OPPO-**
NENTS: Mike Greenwell, Boston, Sep 14, '88, at Boston.

INSIDE-THE-PARK-HOMER: ORIOLES: Al Bumbry, Aug 21, '76, at Chicago (Jesse Jefferson)...**OPPONENTS:** Mike Felder, Milwaukee, Sep 26, '89, at Baltimore (Dave Johnson).

TWO-HOMER GAME: ORIOLES: Joe Orsulak, Aug 26, '89 at New York...
OPPONENTS: Joe Carter, Cleveland, Aug 31, '89, at Cleveland.

THREE-HOMER GAME: ORIOLES: Juan Beniquez, June 12, '86, at New York...**OPPONENTS:** Ernie Whitt, Toronto, Sep 14, '87, at Toronto.

GRAND SLAM: ORIOLES: Steve Finley, June 5, '89, at New York (**Chuck Cary**)...**OPPONENTS:** Daryl Boston, Chicago, Sep 1, '89, at Baltimore (**Bob Milacki**).

LEADING OFF GAME WITH HOMER: ORIOLES: Phil Bradley, Sep 29, '89, at Toronto (**Todd Stottlemyre**)...**OPPONENTS:** Mike Felder, at Milwaukee, Sep 26, '89.

PINCH HIT HOME RUN: ORIOLES: Jim Traber, June 22, '89 at California (Willie Fraser)...**OPPONENTS:** Fred Lynn, Sep 25, '88 at Detroit (**Tom Niedenfuer**) Sep 26, '89. (grand slam).

BACK-TO-BACK HOMERS: ORIOLES: Mickey Tettleton-Randy Milligan, July 18, '89, vs. Seattle...**OPPONENTS:** George Brett-Danny Tartabull, Kansas City, Apr 11, '89, at Kansas City.

THREE CONSECUTIVE HOME RUNS, CLUB: ORIOLES: Cal Ripken-Eddie Murray-Fred Lynn, 8th inning, Sep 16, '85, at Detroit...**OPPONENTS:** John Grubb-Matt Nokes-Bill Madlock, Detroit, 9th inning, June 28, '87, at Detroit.

NO-HITTER: See page 29

TRIPLE PLAY: See page 38.

PITCHER BATTING: ORIOLES: Regular Season-Grant Jackson, Oct 3, '72 at Cleveland (struck out)...Post-Season-Scott McGregor, Oct 16, '83 at Philadelphia (grounded out), WS Game #5...**OPPONENTS:** Regular Season-Catfish Hunter, NY, Sep 5, '76 at Baltimore (fly out)...Post-Season-Charlie Hudson, Oct 16, '83 at Philadelphia (struck out), WS Game #5.

PITCHER GETTING A HIT: ORIOLES: Regular Season-Roric Harrison, Oct 3, '72 at Cleveland (home run off Ray Lamb)...**Note:** that was last regular season home run by an American League pitcher...Post-Season: Tim Stoddard, Oct 13, '79 (rbi single, 8th inning), WS Game #4 off Kent Tekulve...**OPPONENTS:** Regular Season-Ray Lamb, Oct 3, '72 at Cleveland (1bh off winning pitcher Harrison)...**Note:** above 2 categories do not include pitchers as pinch or designated hitters.

ORIOLES FARM SYSTEM STAFF

BIAGINI, Gregory (Greg) Peter

MANAGER-Rochester **Height:** 6'-2" **Weight:** 205 **Batted:** R **Threw:** R
Born: Mar 12, '52, Chicago, IL **Resides:** Greenville, NC

NOTES: Greg spent 5 years, '73-'77, as a 1st baseman-outfielder in the Montreal farm system. His best year was at Kinston in '74, when he finished 6th in the Carolina League in hitting (.306). Five seasons, '78-'82, were spent in the Mexican League. Played with Coahuila, Monclova and Ciudad Juarez, and had a career batting average of .315 in Mexico.

Greg made his debut as a manager at Bluefield in the Appalachian League in '83, his 1st year with the Orioles. After 2 seasons at Bluefield, he was moved up to Hagerstown in the Carolina League in '85. He was promoted again the following season, this time to Charlotte in the Southern League, where he remained until being summoned to Rochester in the International League in '89. He will again manage the Red Wings in '90.

PERSONAL: After graduating from Glenbrook North (IL) HS in '70, Greg went to Iowa State University on a football scholarship. He won All-Conference honors in both football and baseball in high school, but baseball was his big sport at ISU. Also played hockey in a Northbrook amateur league and on a college club team. Signed with the Expos after his junior year in college, but eventually earned his B.A. degree from Iowa State in '76.

He and his wife, **Vickie**, have 2 children: **Tanya** (1/24/75) and **Tanner** (8/6/88).

MANAGERIAL RECORD

YEAR	CLUB	LEAGUE	CLASS	W	L	PCT	STNDG
1983	Bluefield	Appalachian	R	32	38	.457	5th
1984	Bluefield	Appalachian	R	32	38	.457	6th
1985	Hagerstown	Carolina	A	65	72	.474	2nd, 4th
1986	Charlotte	Southern	AA	71	73	.493	3rd, 4th
1987	Charlotte	Southern	AA	85	60	.586	1st, 2nd
1988	Charlotte	Southern	AA	69	75	.479	4th, 3rd
1989	Rochester	International	AAA	72	73	.497	2nd
TOTALS		7 YEARS		362	429	.458	

BLAIR, Paul L.D.

COACH-Rochester **Height:** 6'-0" **Weight:** 165 **Batted:** R; **Threw:** R **Born:** Feb 1, '44, Cushing, OK **Resides:** Baltimore, MD

NOTES: Member of the Orioles Hall of Fame. Originally signed with the New York Mets. Selected by the Orioles in the 1st-year draft, Nov 26, '63. Made major league debut with the Orioles in '64. Winner of 8 Gold Glove awards, tied for 2nd in the American League among outfielders with **Dwight Evans**, behind **Al Kaline** (10). Played in 6 World Series ('66, '69, '70, '71, '77, '78), and 7 ALCS ('69, '70, '71, '73, '74, '77, '78). Appeared in the All-Star Game twice ('69, '73).

Hit a 430-foot home run in the 3rd game of the '66 World Series which gave the Orioles a 1-0 victory. In the 4th game, he made a spectacular catch of **Jim Lefebvre's** 8th inning drive to preserve another 1-0 victory that clinched the series. Had the highest batting average, .474 (9-for-19), in the '70 World Series, tying the record for most hits in a 5-game series. **Brooks Robinson** also had 9 hits, in 21 at bats.

Paul won the 1st ALCS game ever played, in 1969, with a 2-out, 12th-inning bunt that scored **Mark Belanger** in a 4-3 victory over Minnesota. He went 5-for-6 in the final of the 3-game sweep, with a homer, 2 doubles and 5 RBI.

Led the American League in triples (12) in '67. Had a career-high 26 home runs in '69. Shared "Most Valuable Oriole" award with **Mike Cuellar** in '74.

Was traded to the Yankees, Jan 20, '77 for **Elliott Maddox**. Played for Yankees in '77, '78 and part of '79, when he was traded to the Reds, and

finished his career back with the Yankees in '80. Started the 5th game of the ALCS in '77 vs Kansas City and his 12th inning single gave the Yankees a victory in game one of the '77 World Series.

PERSONAL: Graduated from Manual Arts High School in Los Angeles. Served as the head baseball coach at Fordham University, '82-'83, and as a base running and outfield coach in the Houston organization in '84. Rejoins the Orioles organization after an absence of 13 years.

COACHING CAREER: '82-'83--Baseball Coach, Fordham University. '84--Baseman and outfield coach, Houston organization.

BOSMAN, Richard (Dick) Allen

PITCHING COACH-Rochester **Height:** 6-3 **Weight:** 205 **Batted:** R **Threw:** R **Born:** Feb 17, '44, Kenosha, WI **Resides:** Palm Harbor, FL

NOTES: Began playing career in the Pittsburgh organization at Kingsport (Appalachian League) in '63. Made his major league debut with Washington in '66, appearing in 13 games.

Played for Washington thru '71, and Texas when the franchise was shifted. Also played for Cleveland and Oakland before career ended in '76. Finished 10th in the Pacific Coast League with a 2.76 era in 1967, the same year he tossed his 1st major league shutout.

His finest season was in '69, when he finished 14-5 with an American League-leading 2.19 era. Followed with a career-high 16 wins and a 3.00 era in '70. Tossed a 4-0 no-hitter for the Indians July 19, '74 vs A's. Started for the Senators on their last opening day game in Washington in '71 and pitched a 6-hit shutout to beat the A's **Vida Blue**.

Has worked as a pitching coach at Georgetown University. Joined the White Sox organization in '86 as a pitching coach at Buffalo. Made his debut at the major league level in the same capacity in late June with the Chicago White Sox, and stayed thru '87. Joined the Orioles as minor league roving pitching instructor in '88.

PERSONAL: A '62 graduate of Mary D. Bradford (WI) HS, where he played baseball and basketball. Pitched school to 2nd place in state tournament. Attended University of Wisconsin. Is a 2nd cousin to **Duane Kuiper**, former 2nd baseman for the Indians and Giants...Dick and his wife, **Pam**, have 2 daughters: **Michelle** (4/22/72) and **Nadine** (9/23/76).

COACHING CAREER: '86--pitching coach, Buffalo, American Association; June '86-'87--pitching coach, Chicago White Sox; '88--Pitching Instructor, Orioles farm system; '89-90--Pitching Coach, Rochester, International League, (Orioles).

BROWN, Thomas (Tom) Dale

PITCHING COACH-Hagerstown **Height:** 6-1 **Weight:** 175 **Batted:** R **Threw:** R **Born:** Aug 10, '49, Lafayette, LA **Resides:** Venice, FL

NOTES: Led the independent Gulf States League in '76 with a 1.51 era, 900 winning pct and 3 shutouts. Converted to relief in 1977 and posted a 1.94 era. Made major league debut with Seattle, Sep 14, '78, pitching 3 scoreless innings. Appeared in 6 games.

Was pitcher/coach for Syracuse in '80. Joined the Orioles in '88 as a pitching coach at Hagerstown in the Carolina League, and was with the Suns again in '89 when they moved to the Eastern League.

PERSONAL: Graduated in '67 from Neville (LA) HS, where he was All-City in baseball, football and track. Named Monroe "Athlete of the Year" in '67. Graduated from Northeast Louisiana University in '71 with a B.S. in Education...Named to All-American team, led the nation with an 0.51 era. Coached baseball and was athletic director at Trafton (LA) HS, '83-'84. Pitching coach for LSU, '85-'88.

He and his wife, **Sandy**, have a son, **Todd** (4/14/72).

COACHING CAREER: '80--player coach, Syracuse, International League (Blue Jays); '82-'87--coached amateur, high school and college baseball; '88--pitching coach, Hagerstown, Carolina League (Orioles); '89-'90--pitching coach, Hagerstown, Eastern League (Orioles).

BUFORD, Don Alvin

DIRECTOR OF FIELD OPERATIONS Height: 5-8 Weight: 165 Batted: S Threw: R Born: Feb 2, '37, Linden, TX Resides: Sherman Oaks, CA

NOTES: Began his pro career in '60 and was a Three "I" All-Star. Named to the South Atlantic All-Star team in '62. Named the "Minor League Player of the Year" by The Sporting News in '63, when he played with Indianapolis of the International League. Led the league in runs scored (114), hits (206), doubles (41), batting average (.336) and stolen bases (42).

Led the American League in sacrifice hits (17) in '66, playing for Chicago, and was edged out by **Bert Campaneris** (52 to 51) in stolen bases. Traded to the Orioles on Nov 29, '67, with **Bruce Howard** and **Roger Nelson**, for **John Matias**, **Russ Snyder** and **Luis Aparicio**.

In his 5 years with the Orioles, he played in 3 ALCS (hitting .357 overall) and 3 World Series, '69-'71. Homered in his 1st WS at bat ('69, Game 1 vs Mets) off **Tom Seaver**. Homered once in '70 WS vs Reds and twice in '71 vs Pirates. Is one of 36 players to hit 4 or more home runs in World Series history. Played in All-Star game in '71. Had 1,203 career hits and a .264 batting average with 200 stolen bases. Played in Japan, '73-'76, for Taiheiyō and Nankai. He was MVP in '74.

Became Director of Field Operations in '89. His son, **Don Jr.**, is an infielder in the Orioles minor league system....Served as technical advisor during the filming of the hit motion picture, "Field of Dreams."

PERSONAL: Attended Los Angeles City College, where he was a junior college baseball All-American in '56. Graduated from the University of Southern California, where he earned a B.S. degree in Education. Played on NCAA baseball champion Trojans in '58. In football, he was an All-Pacific Coast Conference running back in '58.

Don and his wife, **Alescia**, have 3 children: **Don Jr** (4/27/66), who plays in O's farm system; **Daryl** (8/22/67) and **Damon** (6/12/70).

MANAGERIAL/COACHING CAREER '78-'79--Brewers' Minor League Outfield/Base Running Coach & Advance Scout; '80-'84--First Base Coach, San Francisco Giants; '85-'87--Assistant Baseball Coach, University of Southern California; '88--Coach, Orioles; '88-'90--Orioles' Director of Field Operations/Instructor.

DURHAM, Joseph (Joe) Vann

COACH--Hagerstown Height: 6-1 Weight: 190 Batted: R Threw: R Born: July 31, '31, Newport News, VA Resides: Baltimore, MD

NOTES: Began career in '52 in the old Negro American League. Made his major league debut with the Orioles, playing 10 games in late Sep '54, the team's 1st year in Baltimore.

Became the 1st black ballplayer to hit a home run for the Orioles, off **Al Nagy** of the Philadelphia A's on Sep 12, '54 at Memorial Stadium...Hit .391 with San Antonio in 174 at bats in '57.

PERSONAL: Graduated from Huntington (VA) HS in '50. Played baseball, football, and basketball, and ran track. Held the Virginia high school 100-yard dash record for more than 20 years. Played tailback in football, and had a 47.6-yard average as a punter. Graduated from Shaw (NC) University in '58.

He and wife, **Sallie**, have 2 children: **Steven** (1/3/62) and **Melanie** (12/29/65).

Has thrown pre-game batting practice for the Orioles for more than 20 years. Served as a scout for amateur free agents and as the Orioles Community Coordinator, '88-'89. Named a coach at Hagerstown for the '90 season. Also serves as a college and high school basketball referee.

GIL, Thomas Gustavo (Gus)

COACH--Bluefield Height: 5-10 Weight: 185 Batted: R Threw: R Born: Apr 19, '39, Caracas, Venezuela Resides: Miami, FL

NOTES: Made his debut with Cleveland in '67. Also played with Seattle and Milwaukee during his 4 years in the majors. Played winter ball in his native Venezuela for 19 years. Coached in Yankee system at Ft. Lauderdale in '77 and West Haven in '78. Was the Scouting Supervisor for the Angels in 1979. After managing Danville of the Midwest League for the

Yankees, '80-'86, Gus coached for Prince William in the Carolina League in '88. He joined the Orioles this season as a coach at Bluefield.

PERSONAL: Graduated from Santa Maria University in '87 with a degree in Sports Administration. Founder and president of Gonzalo Marquez Foundation for the Professional Player." Has worked as a television commentator on major league "Game of the Week" broadcasts to Venezuela, and did Spanish broadcasts of Prince William games to the Maryland-Virginia-District of Columbia area.

He and his wife, **Phyllis**, have a son, **Thomas** (3/12/71).

MANAGERIAL/COACHING CAREER: '77--Coach, Ft Lauderdale, Florida State League (Yankees); '78-'79--Coach, West Haven, Eastern League (Yankees); '80-'86--Manager, Danville, Midwest League (Yankees); '87-'89--Coach, Prince William, Carolina League (Yankees).

JOHNSTON, Leonard (Lenny) E.

TRAINING CAMP COORDINATOR

Height: 5'10 Weight: 175 Batted: L Threw: L Born: Mar 15, '29, Pontiac, MI Resides: Carmel, IN

NOTES: Signed to 1st pro contract by White Sox upon graduation from college. Was named the American Baseball Congress "Rookie of the Year" in '53. Led Southern Association in stolen bases in '54 (39), the American Association in '55 (25) and the International League in '56 (40), '57 (26) and '58 (37). Played in the Yankees system for 3 seasons before returning to Chicago's Class AAA Indianapolis in '60. Began his managerial career in '67 in the Washington Senators farm system. He later worked in the Cleveland system.

Joined the Orioles organization as a manager at Miami, '76-'77. Also served as a mid-West scout and field coordinator, '78-'83, as a cross-checker, camp coordinator and Central States scout, '84-'88, and as an interim manager with Hagerstown in the second half of the '84 season. Was a regional scouting supervisor in '88 and a minor league camp coordinator in '89, the position he holds again this year.

PERSONAL: Graduated in '46 from Saginaw Arthur Hill (MI) HS, and in '52 from Western Michigan University in '52. He played baseball at both schools...Len is the father of 5 children: **Tommy, Janie, Kim, David,** and **Danny**.

MANAGERIAL/COACHING CAREER: '67-'68--Manager, Burlington, Carolina League (Senators); '69--Coach, Buffalo, International League (Senators); '70--Manager, Sumter, Western Carolina League (Indians); '71, '73--Manager, Sarasota, Gulf Coast League (Indians); '71, '73 Mid-East Scout (Indians); '72--Manager, Elmira, Eastern League (Indians); '74--Manager, Peninsula, Carolina League (Co-op); '76-'77--Manager, Miami, Florida State League (Orioles); '78-'83 Mid-West Scout and Field Coordinator (Orioles); '84-'88--Regional Scouting Supervisor, Central States (Orioles); '89-'90--Minor League Camp Coordinator (Orioles).

MANAGERIAL RECORD

YEAR	CLUB	LEAGUE	CLASS	W	L	PCT	STNDG
1967	Burlington	Carolina	A	70	69	.504	3rd
1968	Burlington	Carolina	A	56	84	.400	6th
1970	Sumter	W. Carolinas	A	61	68	.473	6th, 2nd
1971	Sarasota	Gulf Coast	R	28	24	.538	3rd
1972	Elmira	Eastern	AA	46	91	.336	4th
1973	Sarasota	Gulf Coast	R	32	24	.571	2nd
1974	Peninsula	Carolina	A	58	76	.433	5th, 5th
1976	Miami	Florida State	A	79	63	.556	1st
1977	Miami	Florida State	A	72	66	.522	2nd
1984	Hagerstown	Carolina	A	27	39	.409	4th
TOTALS				529	604	.457	

JONES, Grover William (Deacon)

HITTING INSTRUCTOR Height: 5-11 Weight: 190 Batted: L
Threw: R Born: Apr 18, '34, White Plains, NY Resides: Houston, TX

NOTES: Named to the Three "I" League All-Star team in '55. Led all of baseball in '56 with a .409 average, winning the Louisville Slugger Silver Bat, while leading the Midwest League in rbi (120), on-base pct. (.546) and slugging pct. (.758), and was 2nd in homers with 26. Also led all 2nd baseman in fielding pct. (.966) and was named to the All-Star team.

Missed '57 and '58 due to military service. Led the South Atlantic League in '62 in rbi (101) and sacrifice flies (13), and all 1st basemen in games (136), putouts (1145), assists (73), double plays (103) and fielding pct. (.992). Named to International League and Class AAA All-Star teams in '63.

Led the Florida State League in '65 with 13 intentional walks, and the Midwest League in doubles (36) and rbi (80) in '66. Served as a player/coach with Appleton in his final year as an active player in '67.

Joined the White Sox organization in '68 as a scout and minor league instructor. Returned to manage in Appleton in '73, then resumed scouting duties with the White Sox, '74-'75. Ended 21-year association with the White Sox when he became a coach with the Houston Astros, '76-'82. After scouting for the Yankees in 1983, served the San Diego Padres, '84-'87, as a batting instructor. Became the Orioles minor league roving hitting instructor in '88, a position he still holds.

MANAGERIAL RECORD

YEAR	CLUB	LEAGUE	CLASS	W	L	PCT	STNDG
1973	Appleton	Midwest	A	44	76	.367	5th

MANAGERIAL/COACHING CAREER: '67--Player/Coach, Appleton, Midwest League (White Sox); '68-'72--Scout and Minor League Instructor, White Sox; '73--Manager, Appleton, Midwest League (White Sox); '74-'75--Scout, White Sox; '76-'82--Batting Coach, Houston Astros; '83--Scout, Yankees; '84-'87--Batting Coach, San Diego Padres; '88-'90--Batting Instructor, Orioles Farm System.

PERSONAL: Graduated in '52 from White Plains (NY) HS, where he played baseball, football and basketball. Graduated in '56 from Ithaca College, where he played baseball and basketball, and received a B.S. degree in Physiotherapy. Named American Legion Player of the Year in '51.

Deacon and his wife, **Virginia**, have a daughter, **Monica** (12/2/68).

LINZ, Phillip (Phil) Francis

MANAGER-Bluefield Height: 6-1 Weight: 180 Batted: R Threw: R
Born: June 4, '39, Baltimore, MD Resides: Stamford, CT

NOTES: Was a valuable utilityman for the Yankees, Phillies and Mets from '62 thru '68. Known as "Supersub," Phil played on 3 of the Yankees American League championship teams, '62, '63, and '64. In the '64 World Series, with regular shortstop **Tony Kubek** out with injuries, Phil started all 7 games against St. Louis and hit 2 homers. He hit only 11 others in a career which spanned 519 games.

Traded to the Phillies in '66 and was dealt back to New York, this time with the Mets, midway through the '67 season. Was managed by former teammate **Yogi Berra**.

Signed with the Yankees June 9, '57. Led the Carolina League (.321 in '60 at Greensboro) and the Texas League (.349 at Amarillo in '61) in hitting.

PERSONAL: Graduated from Calvert Hall HS in Baltimore and attended the University of Maryland. After retirement from baseball, he went into business and owned a number of restaurants, including one called **Mr. Laffs**. Holds real estate licenses in New York and Connecticut, and is a member of the Stamford (CT) Board of Realtors. Named by the Orioles to manage Bluefield in the rookie Appalachian League in '90.

Phil and his wife, **Lyn**, have one son, **Phillip** (9/18/75).

MCALL, Larry Stephen

PITCHING COACH-Bluefield Height: 6-2 Weight: 195 Batted: L
Threw: L Born: Sep 8, '52, Asheville, NC Resides: Asheville, NC

NOTES: Started in the Orioles organization in '71 and played at Bluefield, Jodi, Asheville and Rochester thru '75. Released by the Orioles after '75 season and signed with the Yankees. Was 16-7 for Syracuse in '77 and later made major league debut with Yankees on Sep 10 vs Toronto. Recorded 1st win Aug 9, '78 vs Milwaukee.

Traded with **Sparky Lyle**, **Dave Rajsich**, **Mike Heath** and **Domingo Ramos** to the Rangers organization for **Dave Righetti**, **Juan Beniquez**, **Greg Jemison**, **Paul Mirabella** and **Mike Griffin** in '79. Pitched at Tucson (AAA) that season and won 14 games.

Went to Cleveland with **Gary Gray** and **Mike Bucci** for **David Clyde** and **Jim Norris** on Jan 4, '80. Played in Tacoma. Finished career in Toronto organization at Knoxville and Syracuse. Major league career record was 2-2.

PERSONAL: Graduated from Enka (NC) HS. Was the winning pitcher in the 70 North Carolina state championship game. Has worked in private business since retiring from baseball in '81. Helped the University of North Carolina-Asheville start a baseball program in '82. Returns to pro ball in '90 as pitching coach with the Orioles' Bluefield club in the rookie Appalachian League...Larry has 2 sons: **Mitchell** (8/31/82) and **Mark** (9/12/85).

MISCIK, Robert (Bob)

COACH-Frederick Height: 5-11 Weight: 180 Batted: R Threw: R
Born: May 16, '58, Calumet, PA Resides: Calumet, PA

NOTES: Signed as a non-drafted free agent on June 18, '80. Started at Bradenton, but was promoted after batting .357 in 7 games. Led all 3rd basemen in the Pacific Coast League in double plays (29) in '84, and was 8-for-13 in the Pacific Coast series vs Las Vegas, including the game-winning home run in game two.

Led Hawaii in walks in '85 and was 3rd in batting, runs, hits and game-winning rbi. Hit 3 doubles in 3 at bats vs Calgary on May 2, '85. Signed as a free agent with California March 12, '87. Played in Edmonton in '87 and '88.

PERSONAL: Graduated in '76 from Mt. Pleasant (PA) HS, where he played baseball and football. Attended Indiana University of Pennsylvania, where he was All-District all 4 years. Majored in Health and Physical Education. First year as a coach, joining the Orioles farm club at Frederick in the Carolina League....Single.

MOON, Wallace (Wally) Wade

MANAGER-Frederick Height: 6-0 Weight: 200 Batted: L Threw: R
Born: Apr 3, '30, Bay, AK Resides: College Station, TX

NOTES: Played 12 years in the N.L., 5 with the Cardinals and 7 for the Dodgers, and batted .289 in 1,457 games (4843-1399)...Homered in his 1st major league at bat with St. Louis in '54, batted .304, and went on to be named National League "Rookie of the Year."

Traded with pitcher **Phil Paine** to the Los Angeles Dodgers for outfielder **Gino Cimoli** on Dec 4, '58...Tied the National League record for home runs in the month of April in '61 (8)...In '59-'60-'61 he hit 19-13-17 homers for the Dodgers, many of them in the L.A. Coliseum over the high but shallow left field screen...They were dubbed "Moon Shots." His career high for homers, however, was 24 in '57 for the Cardinals who then played in Sportsman's Park....Hit 142 homers lifetime.

Had a career high 88 rbi in '61 and led the league in on-base percentage (.438)...Also led in "clutch hitting index" (132) that year (See

MANAGERIAL RECORD

YEAR	CLUB	LEAGUE	CLASS	W	L	PCT	STNDG
1987	Pr William	Carolina	A	66	74	.471	3rd, 2nd
1988	Pr William	Carolina	A	33	45	.423	3rd

Total Baseball, p698 for explanation)...Won Gold Glove in '60 as an outfielder...Joins the O's as manager at Frederick.

MANAGERIAL/COACHING CAREER: '65-'76--Head Baseball Coach, Brown University; '77-'81--President/owner, San Antonio, Texas League (Dodgers); '86--Coach, Louisville, American Association (Cardinals); '87-June '88--Manager, Prince William, Carolina League (Yankees).

PERSONAL: Graduated from Texas A&M University with a Masters Degree in Education in '51...Wally and his wife, **Bettye**, have 5 children: **Wallace** (6/3/53), **Zola** (1/18/55), **Elizabeth** (7/15/58), **Mary** (1/18/63), **Larlesa** (7/5/65).

NARRON, Jerry Austin

MANAGER:Hagerstown **Height:** 6-3 **Weight:** 205 **Batted:** L. **Threw:** R **Born:** Jan 5, '56, Goldsboro, NC **Resides:** Goldsboro, NC

NOTES: Began major league career in '79 with the Yankees. Also played for Seattle and California. Retired as a player after the '88 season at Rochester and became the manager of Frederick in '89. He will manage Hagerstown in the Eastern League this season.

PERSONAL: Graduated in '74 from Goldsboro (NC) HS, where he played

MANAGERIAL RECORD							
YEAR	CLUB	LEAGUE	CLASS	W	L	PCT	STNDG
1989	Frederick	Carolina	A	73	65	.529	2nd, 2nd

baseball, basketball and football. Attended East Carolina University. Great uncle **Sam Narron** played parts of 3 years with the Cardinals, then coached for 17 years with the Dodgers, Cardinals and Pirates...He was also a catcher.

Jerry and his wife, **Linda**, have 4 daughters: **Callaie** (11/20/82), **Caitlyn** (5/13/85), **Clare** (12/14/87), **Cara** (9/4/89).

NICHOLS, Chester (Chet) Raymond, Jr.

PITCHING COACH:Wausau **Height:** 6-2 **Weight:** 185 **Batted:** S **Threw:** L **Born:** Feb 22 '31, Providence, RI **Resides:** Pawtucket, RI

NOTES: Led the National League with a 2.88 era while going 11-8 as a rookie with the Boston Braves in '51. Suffered torn shoulder muscles in '54 in an intrasquad game the 1st time he tried to pitch after his discharge from the Army, but pitched for Milwaukee, '54-'55, and 2 games in '56. Signed as a free agent by the Boston Red Sox in '59 after sitting out a year.

Led the Pacific Coast League in wins (18), percentage (.750), and wild pitches (23) in '60. Also tied for 3rd in complete games (13), was named left-handed pitcher on league All-Star team and was voted PCL Most Valuable Pitcher. Came up to the Red Sox after the PCL season, and appeared in 76 games over the next 3 seasons before finishing his career at Cincinnati in '64...Was 34-36 with 10 (unofficial) saves in 189 appearances (71 starts) from '51 thru '64, and had a 3.64 career era.

Out of baseball, '65-'87, except for a term as vice president of the Pawtucket Red Sox. Joined the Orioles last year as pitching coach at Bluefield.

COACHING CAREER: '89--Coach, Bluefield, Appalachian League (Orioles); '90--Pitching Coach, Wausau, Midwest League (Orioles).

PERSONAL: Graduated in '48 from Pawtucket (RI) HS, where he played baseball. Graduated from Williams College (Williamstown, MA). Father, **Chet Sr.**, pitched for Pittsburgh, New York Giants, and Philadelphia ('26-'32)...He and his wife, **Beryl**, have 2 children: **Steven** (8/3/53) and **Debra** (2/3/56).

PAZIK, Michael (Mike) Joseph

MINOR LEAGUE PITCHING COORDINATOR **Height:** 6-3 **Weight:** 197 **Batted:** L **Threw:** L **Born:** Jan 26, '50, Lynn, MA, **Resides:** Bethesda, MD

NOTES: Pitched a no-hitter Aug 31, '71 vs Rochester. Made his major league debut in '75 with the Twins. Led Pacific Coast League in winning pct. (.737) and tied for the league lead in in shutouts (3) in '76. On disabled

list for most of '77, but picked up 1st major league victory that season. Ended playing career in White Sox organization in '79.

Named manager of Glen Falls in the White Sox organization for the '80 season. Moved on to Edmonton as a pitching coach in '81. Joined the Brewers as a roving pitching instructor in '83, then was named interim manager of Stockton in '84. Joined the Orioles as a pitching coach at Charlotte in '88 and was named minor league pitching coordinator in '89, a position he holds again this season.

MANAGERIAL RECORD							
YEAR	CLUB	LEAGUE	CLASS	W	L	PCT	STNDG
1980	Glen Falls	Eastern	AA	63	74	.460	2nd, 4th
1984	Stockton	California	A	8	3	.727	4th
TOTALS	2 YEARS			71	77	.480	

MANAGERIAL/COACHING CAREER: '80--Manager, Glen Falls, Eastern League (White Sox); '81--Pitching Coach, Edmonton, Pacific Coast League (White Sox); '82--Pitching Coach, Appleton, Midwest League (White Sox); '83-'87--Pitching Instructor, Milwaukee Farm System; '88 Pitching Coach, Charlotte, Southern League (Orioles); '89-- Minor League Pitching Coordinator (Orioles)

PERSONAL: Graduated from Lynn English (MA) HS in '68. Played baseball, football and basketball. Pitched a perfect game in high school. Graduate of Holy Cross College with a B.A. degree in Sociology. Struck out 22 batters in a college game that he lost 1-0. Pitched in the Cape Cod League, '68-'69 and '71.

YOUNG, Michael (Mike) Richard

MANAGER:Wausau **Height:** 6-1 **Weight:** 175 **Batted:** R **Threw:** R **Born:** Dec 21, '55, Chicago, IL **Resides:** Queensland, Australia

NOTES: Played in the Netherlands, '79-'80. Player/manager at Brisbane (Australia), '82-'83, and continued as manager after he retired as a player. Named head coach of the Australian Olympic baseball team in '88. Coached at Medicine Hat in the Blue Jays organization in '85. Joined the Orioles in '89 as the manager of Bluefield and shifts this season to Wausau in the Midwest League. Scouts in Australia during the off-season.

PERSONAL: Graduated from the University of Wisconsin-River Falls in '78 with a B.S. in Social Psychology. Named to All-Conference teams in '77 and '78...Mike and his wife, **Judy**, have a son, **Brent** (2/13/88)

MANAGERIAL RECORD							
YEAR	CLUB	LEAGUE	CLASS	W	L	PCT	STNDG
1989	Bluefield	Appalachian	R	27	41	.397	5th

CURRENT ORIOLES HOME RUNS, EACH PARK

	Bal.	Bos.	Cal.	Chi.	Cle.	Det.	K.C.	Mil.	Min.	N.Y.	Oak.	Sea.	Tex.	Tor.	Totals
Anderson	3	1	0	1	0	0	0	0	0	0	0	0	0	0	5
Bradley	5	1	1	2	2	4	2	1	2	3	3	32	2	3	63
Devereaux	4	0	1	1	0	0	0	0	1	0	0	0	1	0	8
Finley	0	0	1	0	0	0	0	0	0	1	0	0	0	0	2
Gonzales	2	0	0	0	0	1	0	0	0	0	0	1	0	0	4
Hulett	4	0	3	11	2	3	0	3	1	2	0	0	2	1	32
Jefferson	3	0	0	0	0	1	0	0	0	0	0	0	0	0	4
Melvin	0	0	0	0	0	0	0	0	0	1	0	0	0	0	1
Milligan	6	1	1	0	0	1	1	0	1	0	0	0	1	0	12
Orsulak	3	1	2	0	0	1	1	2	0	2	0	2	1	0	15
B. Ripken	0	0	1	1	0	1	1	0	0	0	0	2	0	0	6
C. Ripken	105	5	4	10	9	11	9	9	10	5	8	9	4	6	204
Tettleton	23	3	3	2	1	3	0	2	0	2	12	4	3	1	59
Worthington	12	0	0	0	0	1	0	0	2	1	0	0	1	0	17

Home Runs at Toronto's Exhibition Stadium: Bradley-1; Hulett-1; C. Ripken-5; Tettleton-1.

ORIOLES' FARM SYSTEM PLAYERS—1990

ABREU, Pedro (C)

DOMINICAN SUMMER LEAGUE

Height: 6-3 Weight: 190 Bats: R Throws: R Signed by: Carlos Bernhardt
Born: Apr 12, '74, Hato Mayor, DR Resides: Hato Mayor, DR Acquired: Non-drafted free agent, signed Feb 10, '90.

Notes: First year in pro ball. Will play in Dominican Summer League.

ALEXANDER, Eric Derrell (OF)

WAUSAU

Height: 5-11 Weight: 195 Bats: R Throws: R Signed by: Paul Fryer
Born: Aug 7, '70, Los Angeles, CA Resides: Los Angeles, CA Acquired: Orioles 3rd round pick in the June '89 draft.

Personal: Graduated from University (CA) HS in '89. Was 1st team All-League for 3 years and All-Bay Area and All-City for 2 years.

YEAR CLUB	CLS	AVG.	G	AB	R	H	2B	3B	HR	RBI	BB	SO	SB	CS	HP
1989 Bluefield	R	.293	26	75	14	22	1	0	1	8	19	18	2	1	4

ALEXANDER, Manuel (Manny) DeJesus (SS)

WAUSAU

Height: 5-10 Weight: 150 Bats: R Throws: R Signed by: Carlos Bernhardt
Born: March 20, '71, San Pedro de Macoris, DR Resides: San Pedro de Macoris, DR Acquired: Non-drafted free agent, signed Feb 4, '88.

Notes: 1989: Finished 10th in the Appalachian League in hitting (.310) and 1st in hits (85) and at bats (274). Named to the league All-Star team. Tabbed as Appalachian League's top prospect by Baseball America and selected the best shortstop in all 5 rookie leagues.

YEAR CLUB	CLS	AVG.	G	AB	R	H	2B	3B	HR	RBI	BB	SO	SB	CS	HP
1988															
1989 Bluefield	R	.310	65	274	49	85	13	2	2	34	20	49	19	8	3

ANDERSON, Matthew A (LHP)

WAUSAU

Height: 6-3 Weight: 180 Bats: L Throws: L Signed by: Paul Fryer
Born: June 3, '71, Glendale, CA Resides: Ventura, CA Acquired: Orioles 6th pick in the June '89 draft

Personal: Graduated from Buena (CA) HS in '89. Was named Baseball Channel League MVP and Ventura County MVP. Named All-County and All-League in basketball. Father, Bud played AAA baseball in the Red Sox organization.

YEAR CLUB	CLS	W-L	ERA	G	GS	CG	SHO	SV	IP	H	R	ER	BB	SO
1989 Bluefield	R	0-4	8.66	14	5	0	0	0	35	60	48	34	18	35

AQUINO, Geronimo (OF)

BLUEFIELD

Height: 6-1 Weight: 160 Bats: R Throws: R Signed by: Carlos Bernhardt
Born: July 9, '71, San Pedro de Macoris, DR Resides: San Pedro de Macoris, DR Acquired: Non-drafted free agent, signed Aug 26, '89.

Notes: First year in pro ball.

ASENCIO, Matires Guzman (SS)

BLUEFIELD

Height: 6-0 Weight: 150 Bats: R Throws: R Signed by: Carlos Bernhardt
Born: Mar 10, '70, San Pedro de Macoris, DR Resides: San Pedro de Macoris, DR Acquired: Non-drafted free agent, signed Sep 19, '88.

Notes: 1989: Played in the Dominican Summer League.

BATISTE, Christopher (OF)

BLUEFIELD

Height: 6-0 Weight: 195 Bats: R Throws: R Signed by: Ed Sprague
Born: June 22, '70, Stockton, CA Resides: Fresno, CA Acquired: Orioles 23rd round selection in June '89 draft.

Personal: Graduated from Roosevelt (CA) HS.

YEAR CLUB	CLS	AVG.	G	AB	R	H	2B	3B	HR	RBI	BB	SO	SB	CS	HP
1989 Bluefield	R	.245	98	98	10	24	2	0	0	8	7	39	1	4	2

BAUTISTA, Hector Esteban (OF)

FREDERICK

Height: 6-0 Weight: 160 Bats: L Throws: L Signed by: George Lauze-
rique Born: Dec 25, '68, San Pedro de Macoris, DR Resides: San Pedro de Macoris, DR Acquired: Non-drafted free agent, signed Apr 24, '86.

YEAR CLUB	CLS	AVG.	G	AB	R	H	2B	3B	HR	RBI	BB	SO	SB	CS	HP
1986															
1987															
1988 Erie	A	.191	13	47	3	9	1	0	0	1	2	3	0	1	0
Bluefield	R	.288	46	163	28	47	2	1	0	20	17	22	6	3	3
1989 Frederick	A	.273	7	22	2	6	2	0	0	4	3	3	0	0	0

BAUTISTA, Juan Pablo (RHP)

BLUEFIELD

Height: 6-0 Weight: 175 Bats: R Throws: R Signed by: Jim Gilbert
Born: Jan 26, '67, Ramon Santana, DR Resides: Bronx, NY Acquired: Non-drafted free agent, signed July 25, '89.

YEAR CLUB	CLS	W-L	ERA	G	GS	CG	SHO	SV	IP	H	R	ER	BB	SO
1989 Bluefield	R	0-0	6.75	7	0	0	0	0	16	22	13	12	12	6

BEASLEY, Anthony Wayne (IF)

FREDERICK

Height: 5-10 Weight: 170 Bats: R Throws: R Signed by: Jim Gilbert
Born: Dec 5, '66, Fredericksburg, VA Resides: Bowling Green, VA Acquired: Orioles 19th round pick in June '89 draft.

Personal: An '85 graduate of Carolina (VA) HS. Graduated from Liberty (VA) University in '89.

YEAR CLUB	CLS	AVG.	G	AB	R	H	2B	3B	HR	RBI	BB	SO	SB	CS	HP
1989 Erie	A	.279	65	274	39	69	11	2	1	14	25	31	19	4	4

BELÉN, Matires Virgilio (RHP)

WAUSAU

Height: 6-1 Weight: 160 Bats: R Throws: R Signed by: Carlos Bernhardt
Born: May 16, '68, Hato Mayor, DR Resides: Hato Mayor, DR Acquired: Non-drafted free agent, signed Sep 29, '86.

Notes: 1989: Tied for 3rd in Appalachian League in games (28) and was 7th in saves (7).

YEAR CLUB	CLS	W-L	ERA	G	GS	CG	SHO	SV	IP	H	R	ER	BB	SO
1987														
1988														
1989 Bluefield	R	5-3	5.32	28	1	0	0	7	45.2	50	37	27	33	23

BENITEZ, Cristian Emilio (2B)

BLUEFIELD

Height: 5-10 Weight: 155 Bats: R Throws: R Signed by: Carlos Bernhardt
Born: Sep 9, '70, San Pedro de Macoris, DR Resides: San Pedro de Macoris, DR Acquired: Non-drafted free agent, signed July 18, '88.

YEAR CLUB	CLS	AVG.	G	AB	R	H	2B	3B	HR	RBI	BB	SO	SB	CS	HP
1988															
1989 Bluefield	R	.236	52	182	34	43	6	1	0	12	21	31	11	2	2

BERTHEL, Daniel Jean (OF)

FREDERICK

Height: 6-3 Weight: 185 Bats: R Throws: R Signed by: Ed Crosby
Born: Apr 8, '68, Hawthorne, CA Resides: Hawthorne, CA Acquired: Orioles 16th round pick in June '89 draft.

Personal: Graduated in '86 from Bishop Montgomery HS, where he lettered in baseball, football and soccer. Played baseball at El Camino JC and played in the College World Series for 8th ranked Long Beach State, a team that went from 14-45 in '88 to 50-15 in '89.

YEAR CLUB	CLS	AVG.	G	AB	R	H	2B	3B	HR	RBI	BB	SO	SB	CS	HP
1989 Erie	A	.234	55	192	30	45	11	0	8	25	24	48	7	3	3

BETTENDORF, David Anthony (1B-OF)

ROCHESTER

Height: 6-0 Weight: 190 Bats: L Throws: R Signed by: Bill Lawlor and Jack Baker
Born: Mar 15, '65, Chillicothe, OH Resides: Chillicothe, OH Acquired: Orioles 21st pick in June '87 draft.

Notes: 1987: Three of his 5 home runs were grand slams: on June 26 vs Pulaski, July 18 and August 16 vs Kingsport. 1988: Tied for Carolina League lead in intentional walks (7), finished 2nd in batting (.327) and 4th in slugging (.474) and tied for 4th in doubles (29). 1989: Third in Eastern League with 489 at bats, and 2nd in hits (135). Named "Player of the Week," May 22-28.

Personal: Graduated in '83 from Unioto (Ohio) H.S., where he lettered 4 times in baseball, was named to All-Conference team 4 times and MVP twice. Also lettered 4 years in basketball and 3 times in football. Attended Kent State, where he batted .412 (165-68) and was named "Mid-American Conference Player of the Year."

DAVID ANTHONY BETTENDORF (Cont.)

YEAR CLUB	CLS	AVG.	G	AB	R	H	2B	3B	HR	RBI	BB	SO	SB	CS	HP
1987 Bluefield	R	.249	61	213	35	53	13	0	5	30	25	42	3	1	0
1988 Hagerstown	A	.327	115	388	51	127	29	5	6	64	50	59	0	5	3
1989 Hagerstown	AA	.276	132	489	54	135	20	1	8	60	52	74	4	5	1

BOONE, Daniel Hugh (LHP)

Height: 5-8 Weight: 140 Bats: L Throws: L Signed by: California
Born: Jan 14, '54, Long Beach, CA Resides: El Cajon, CA Acquired:
Selected by California in the 2nd round of June '77 draft. Released by
Angels organization Mar 30, '80. Signed by Amarillo (San Diego organiza-
tion) Apr 2, '80. Traded to Houston for Joe Pittman, June 8, '82 and
released June 17, '83. Signed by Milwaukee July 15, '83 and released July
3, '84. Signed by Orioles Feb 22, '90.

Notes: 1980: Set a Texas League record for saves (26). 1981: Singled in
1st major league at bat vs Philadelphia in San Diego. Appeared in 37 games
for the Padres. Led the National League with 5 balks. 1989: Played in the
Senior League for Bradenton, where he was 4-3 with a 3.61 era in 13 games,
8 starts.

Personal: Graduated from Richard Gahr (CA) HS in '72. Named Subur-
ban League MVP in junior and senior years in baseball. Played football and
basketball. Pitched for Cerritos JC and was named JC All-American.
Attended Fullerton State College. Pitched 6 1/3 innings of relief to defeat
Pepperdine, earning his team a trip to the College World Series. Possibly the
lightest player to pitch in major leagues at 137 pounds with San Diego in '81.
Is a 7th generation nephew of pioneer Daniel Boone.

YEAR CLUB	CLS	W-L	ERA	G	GS	CG	SHO	SV	IP	H	R	ER	BB	SO
1977 Salinas	A	0-0	3.00	17	0	0	0	4	21	20	8	7	3	19
El Paso	AA	2-1	2.83	23	0	0	0	5	35	45	12	11	13	32
1978 El Paso	AA	3-2	2.67	36	0	0	0	10	54	49	16	10	10	51
Salt Lake City	AAA	4-1	4.40	26	0	0	0	1	43	52	24	21	10	21
1979 Salt Lake City	AAA	9-2	3.04	50	0	0	0	8	83	90	35	28	23	48
1980 Amarillo	AA	5-4	2.96	46	0	0	0	26	73	68	27	24	16	62
Hawaii	AAA	2-0	1.29	8	0	0	0	0	14	10	2	2	3	7
1981 San Diego	NL	1-0	2.86	37	0	0	0	2	63	63	23	20	21	43
1982 San Diego	NL	1-0	5.63	10	0	0	0	1	16	27	10	3	8	8
Houston	NL	0-1	3.55	10	0	0	0	1	12.2	7	6	5	4	4
Tucson	AAA	5-4	3.31	25	0	0	0	1	49	51	19	18	13	43
1983 Tucson/Vancouver	AAA	7-6	5.02	43	0	0	0	11	75.1	96	49	42	10	58
1984 Vancouver	AAA	4-4	4.47	27	0	0	0	3	57	63	35	30	25	22

BORGATTI, Michael Paul (RHP)

Height: 6-2 Weight: 190 Bats: L Throws: R Signed by: Ray Crone
Born: June 16, '64, Del Rio, TX Resides: Slidell, LA Acquired: Non-drafted
free agent, signed June 9, '86.

Notes: 1986: Fired 3-hitter vs Utica on Aug 11. 1988: Loaned to Virginia
for part of season; ranked 5th in Carolina League in complete games (6) and
3rd among starters in fewest unintentional walks per 9 ip (2.48). 1989:
Received either a win or a save in 16 of 23 appearances with Frederick. Did
not allow an earned run in his final 9 appearances for the Keys, a span of
18.1 innings, earning 5 wins and 4 saves.

Personal: Graduated Slidell (LA) HS in '82. Was a 4-year letterman in
baseball and named to All-District team. Graduated Tulane (LA) University in
'86; earned 4 letters in baseball, Most Improved and Outstanding Pitcher
awards. Named team captain and to All-Louisiana 2nd team.

YEAR CLUB	CLS	W-L	ERA	G	GS	CG	SHO	SV	IP	H	R	ER	BB	SO
1986 Newark	A	6-2	2.01	16	5	2	1	3	54	41	18	12	16	57
1987 Hagerstown	A	5-5	4.68	27	19	2	0	2	138	152	93	72	58	90
1988 Virginia	A	3-9	4.32	15	15	6	0	0	92	101	56	44	29	59
Hagerstown	A	3-2	3.78	15	4	0	0	0	50	50	22	21	10	43
1989 Waterloo	A	4-8	5.06	17	15	3	0	0	96	115	63	54	24	68
Frederick	A	7-0	0.86	23	0	0	0	9	42	34	6	4	9	24
Hagerstown	AA	0-0	0.00	1	0	0	0	0	3	2	0	0	0	1

BROOKS, Brian (LHP)

Height: 6-3 Weight: 190 Bats: L Throws: L Signed by: San Diego
Born: Feb 4, '65, Oakland, CA Resides: Hercules, CA Acquired: Selected by
San Diego in 16th round of June '86 draft. Traded to the Cleveland organiza-
tion on June 11, '89 and released Oct 18, '89. Signed by Orioles as a minor
league free agent, Feb 5, '90.

ROCHESTER

YEAR CLUB	CLS	AVG.	G	AB	R	H	2B	3B	HR	RBI	BB	SO	SB	CS	HP
1986 Spokane	A	.246	49	135	17	33	4	1	0	21	14	18	3	3	0
1987 Charleston	A	.271	124	414	45	112	23	5	7	55	37	75	21	10	4
1988 Riverside	A	.265	128	437	72	116	17	4	9	70	45	78	19	12	6
1989 Wichita	AA	.173	36	81	7	14	1	3	1	4	2	23	4	3	1
Kinston	A	.237	53	156	17	37	5	1	1	17	22	30	3	3	4

BUFORD, Don Alex, Jr. (2B-OF)

Height: 5-10 Weight: 170 Bats: S Throws: R Signed by: Bob Brown
Born: Apr 27, '66, Los Angeles, CA Resides: Sherman Oaks, CA Acquired:
Non-drafted free agent, signed June 12, '87

Notes: 1987: Led New York-Penn League in runs (68), stolen bases (35)
and double plays by a 2nd baseman (48). Finished 3rd in hits (86), tied for
3rd in total bases (136) and ranked 4th in doubles (19) and at bats (289).
Went 5-for-6 July 3 vs Little Falls and hit a grand slam the next day vs
Oneonta. Named Topps' Player of the Month for July and to league All-Star
team. 1988: Led Carolina League in games (137), at bats (548) and stolen
bases (77), and tied for the lead in runs (91). Led 2nd basemen in assists
(371) and fielding pct. (.963). 1989: Moved to the outfield on a full time basis.
Tied for 4th in Eastern League in stolen bases (30).

Personal: Graduated from Harvard (CA) HS in '83, lettering 3 times in
baseball and twice in football. Named baseball captain and to All-League
team twice. Attended Stanford for 2 years. Graduated in '87 from University
of Southern California, where he set a single season stolen base record (43).
Father, Don Sr., spent a 10-year major league career with White Sox and
Orioles, and is currently the Orioles' director of field operations. Young Don
attends medical school during the off-season.

YEAR CLUB	CLS	AVG.	G	AB	R	H	2B	3B	HR	RBI	BB	SO	SB	CS	HP
1987 Newark	A	.298	71	289	68	86	19	2	9	45	40	43	35	9	3
1988 Hagerstown	A	.232	137	548	91	127	22	3	2	53	66	87	77	11	2
1989 Hagerstown	AA	.192	100	333	51	64	8	3	4	24	42	54	30	4	1

BURDICK, Stacey Lynn (RHP)

Height: 6-2 Weight: 182 Bats: R Throws: R Signed by: Fred Uhlman Sr.
Born: Dec 25, '65, Lynnwood, CA Resides: Largo, FL Acquired: Non-drafted
free agent, signed Aug 28, '85.

Notes: 1987: Tied for 4th in Appalachian League in strikeouts (83), and
ranked 9th in era (2.69). 1988: Tied for lead in Carolina League for complete
games (7). Finished 10th in era (3.64), had 5th highest strikeout/9 ip (7.75)
and allowed only .219 batting average by opposing batters. Threw a 2-hitter
July 10 vs Salem but lost 3-1.

Personal: 1984 graduate of Pinellas Park (FL) HS. Won 3 letters in
baseball and one in football. Had record-setting season his senior year win-
ning All-State honors. Was 11-2, with 2 saves and an 0.80 era. He also tossed
2 no-hitters and struck out 129 batters in 69 innings. Pitched one season at
Hillsborough (FL) JC where he was 8-8 with 94 strikeouts in 89 innings.

YEAR CLUB	CLS	W-L	ERA	G	GS	CG	SHO	SV	IP	H	R	ER	BB	SO
1986 Bluefield	R	4-3	6.75	12	12	1	0	0	59	56	51	44	51	61
1987 Miami	R	1-2	4.73	4	2	0	0	0	13	17	15	7	17	9
Bluefield	R	7-2	2.69	10	10	2	0	0	67	50	25	20	50	83
Hagerstown	A	0-1	9.00	1	1	0	0	0	5	6	6	5	2	5
1988 Hagerstown	A	10-10	3.64	27	22	7	1	0	166	130	83	67	98	147
1989 Frederick	A	3-3	2.45	9	3	0	0	2	26	14	10	7	22	33

BURGILLOS, Robert (OF)

Height: 6-1 Weight: 185 Bats: R Throws: R Signed by: Miguel Machado
Born: June 18, '71, Caracas, Venezuela Resides: Caracas, Venezuela
Acquired: Non-drafted free agent, signed Apr 10, '89.

Notes: 1989: Played in the Dominican Summer League.

CAIRO, Sergio (OF)

Height: 6-1 Weight: 165 Bats: R Throws: R Signed by: Carlos Bernhardt
Born: Oct 22, '70, San Pedro de Macoris, DR Resides: San Pedro de
Macoris, DR Acquired: Non-drafted free agent, signed May 16, '88.

Notes: 1989: Hit a grand slam July 2 vs Johnson City.

YEAR CLUB	CLS	AVG.	G	AB	R	H	2B	3B	HR	RBI	BB	SO	SB	CS	HP
1988															
1989 Bluefield	R	.266	27	207	30	55	13	2	2	40	13	19	1	7	2

CAVERS, Michael David (LHP)**ROCHESTER**

Height: 6-5 Weight: 195 Bats: R Throws: L Signed by: Lenny Johnston
Born: Dec 14, '64, Houston, TX Resides: Houston, TX Acquired: Non-drafted
free agent, signed June 18, '87

Notes: Finished 5-2 in the Dominican League for the 1989-90 season.

Personal: Graduated in '83 from Robert E. Lee (Houston, TX) HS, where he played baseball. Graduated from Southwestern University in 1987 after playing on the team that went to the NAIA World Series.

YEAR CLUB	CLS	W-L	ERA	G	GS	CG	SHO	SV	IP	H	R	ER	BB	SO
1987 Bluefield	R	2-0	1.08	12	0	0	0	0	17	11	3	2	12	24
1988 Erie	A	5-1	2.83	18	8	0	0	0	57	54	28	18	30	40
1989 Frederick	A	4-8	2.41	16	16	4	0	0	101	92	46	27	34	65
Hagerstown	AA	7-4	3.81	12	12	2	0	0	76	89	38	32	33	26

CHANCE, Robert Anthony (Tony) (OF)**ROCHESTER**

Height: 6-1 Weight: 191 Bats: R Throws: R Signed by: Pittsburgh
Born: Oct 26, '64, Charleston, WV Resides: Charleston, WV Acquired: From
Pirates organization for pitcher **Mike "Mississippi" Smith** June 22, '89.

Notes: 1987: Batted .318 for Salem with 525 at bats. Led the league in hits (167). 1989: Began the season on loan to the Mexico City Reds. Father, **Bob**, played with the Indians ('63-'64), Senators ('65-'67) and Angels ('69).

YEAR CLUB	CLS	AVG.	G	AB	R	H	2B	3B	HR	RBI	BB	SO	SB	CS	HP
1983 Bradenton	R	.293	13	41	6	12	3	0	0	6	5	12	0	0	0
1984 Bradenton	R	.218	16	55	9	12	1	0	0	10	5	11	2	2	0
Watertown	A	.148	41	115	13	17	2	0	3	14	17	47	5	2	3
1985 Macon-Gas.	A	.242	62	231	34	56	8	0	5	19	18	57	17	7	0
Bradenton	R	.333	10	33	7	11	1	1	0	2	4	2	0	0	0
1986 Prince William	A	.233	19	60	5	14	1	2	2	11	3	15	4	2	0
Macon	A	.232	108	366	52	85	12	3	17	55	38	99	18	2	3
1987 Salem	A	.318	133	525	99	167	23	6	23	96	50	104	26	13	10
1988 Harrisburg	AA	.219	56	196	26	43	8	2	3	10	20	48	9	4	2
Salem	A	.213	54	207	25	44	7	0	5	26	9	51	3	3	3
1989 Mexico City	MEX	.255	67	259	41	66	6	4	11	42	17	66	0	—	—
Harrisburg	AA	.143	4	14	1	2	1	0	0	2	0	4	0	0	0
Hagerstown	AA	.268	67	246	34	66	15	4	8	44	14	65	11	3	5

CISZKOWSKI, Jeffery Joseph (RHP)**HAGERSTOWN**

Height: 6-4 Weight: 195 Bats: R Throws: R Signed by: Carmen Fusco
(Mets) Born: Aug 14, '65, Wilmington, DE Resides: Wilmington, DE
Acquired: Mets 13th round selection in June '83 draft. Drafted from Mets
(AA) by Milwaukee (AAA) Dec '88, Rule 5 draft. Signed as 6-year minor
league free agent by Orioles Feb 12, '90.

YEAR CLUB	CLS	W-L	ERA	G	GS	CG	SHO	SV	IP	H	R	ER	BB	SO
1983 Sara Mets	R	3-4	2.37	9	6	0	0	0	38	29	17	10	18	23
1984 Little Falls	A	3-2	3.33	10	9	0	0	0	46	37	19	17	24	33
1985 Columbia	A	10-8	4.64	25	23	2	0	0	151	151	108	78	83	85
1986														
Lynchburg	A	4-5	5.61	11	11	1	0	0	59	69	42	37	45	28
Columbia	A	3-3	4.53	9	9	0	0	0	54	52	35	27	31	43
1987														
Lynchburg	A	2-7	7.20	22	12	0	0	0	75	88	70	60	65	63
1988														
1989 Stockton	A	0-1	17.36	2	1	0	0	0	4.2	12	14	9	6	5

CONSTANT, Andres Marcelino (RHP)**HAGERSTOWN**

Height: 6-1 Weight: 215 Bats: R Throws: R Signed by: Minnie Mendoza
Born: Nov 16, '66, Samana, DR Resides: Samana, DR Acquired: Non-
drafted free agent, signed May 13, '85.

Notes: Finished 8th in the Carolina League in era (3.04). Named to the
Carolina League All-Star team and was named "Player of the Week" for June
25-July 1.

YEAR CLUB	CLS	W-L	ERA	G	GS	CG	SHO	SV	IP	H	R	ER	BB	SO
1985 Bluefield	R	0-1	7.56	6	1	0	0	0	8	12	7	7	9	1
1986														
1987 Miami	A	1-1	2.25	6	2	1	0	0	20	20	9	5	4	9
1988 Erie	A	1-1	4.61	15	0	0	0	4	27	21	14	14	10	25
1989 Frederick	A	10-4	3.04	29	14	2	1	0	127.1	117	57	43	38	109

CONTRERAS, Joaquin Emilio (OF)**ROCHESTER**

Height: 5-10 Weight: 170 Bats: S Throws: L Signed by: Carlos Pascual
(Mets) Born: Apr 5, '64, Cuba Resides: Miami, FL Acquired: Mets 4th round
selection in secondary phase of June '85 draft. Acquired by the Orioles with
pitcher **John Mitchell** from the Mets in exchange for outfielder **Keith
Hughes** and pitcher **Cesar Mejia**, Dec '89.

Notes: 1985: Tied for 3rd in New York-Penn League in triples (5). Hit
grand slam on July 11 against Erie. 1986: Shared Doubleday award with
pitcher **Kevin Armstrong** as the outstanding performer at Columbia. 1987:
Selected to the Texas League All-Star team. Promoted to the Mets roster
during the off-season for the 1st time.

Personal: Graduated from Southwest (FL) HS in '83. Attended Miami
Trade JC.

YEAR CLUB	CLS	AVG.	G	AB	R	H	2B	3B	HR	RBI	BB	SO	SB	CS	HP
1985 Little Falls	A	.257	48	175	26	45	7	5	4	24	22	30	17	1	1
Columbia	A	.209	16	43	7	9	0	1	2	8	3	12	1	1	0
1986 Columbia	A	.321	77	277	67	89	15	4	12	66	30	43	27	2	3
Lynchburg	A	.359	31	117	22	42	8	6	0	20	10	18	19	4	1
Jackson	AA	.224	23	76	10	17	1	0	2	4	8	14	3	1	0
1987 Jackson	AA	.307	132	482	65	148	34	3	9	78	46	104	17	13	9
1988 Tidewater	AAA	.205	32	102	11	21	2	0	2	3	4	15	4	2	3
1989 Tidewater	AAA	.287	127	401	49	115	20	6	8	43	38	92	11	4	2

CRESCENCIO, Arturo (RHP)**DOMINICAN SUMMER LEAGUE**

Height: 6-0 Weight: 140 Bats: R Throws: R Signed by: Carlos Bernhardt
Born: Feb 9, '72, San Cristobal, DR Resides: San Cristobal, DR Acquired:
Non-drafted free agent, signed July 29, '89 for '90 season.

CULKAR, Steven John (RHP)**ROCHESTER**

Height: 6-1 Weight: 180 Bats: R Throws: R Signed by: Bill Lawlor
Born: Sep 18, '65, Elmhurst, IL Resides: Des Plaines, IL Acquired: Orioles
15th choice in June '87 draft.

Personal: Graduated in '83 from Forest View (IL) HS, where he lettered
twice in baseball. Attended Eastern Illinois University, Harper JC and the
University of Kentucky.

YEAR CLUB	CLS	W-L	ERA	G	GS	CG	SHO	SV	IP	H	R	ER	BB	SO
1987 Newark	R	1-0	4.15	7	0	0	0	1	9	9	4	4	1	6
Bluefield	R	0-0	0.00	4	0	0	0	1	5	5	0	0	2	6
1988 Virginia	R	0-0	0.00	3	0	0	0	1	5	2	0	0	0	6
Hagerstown	A	5-3	3.22	31	1	0	0	8	50	48	21	18	26	48
Charlotte	AA	0-1	3.00	15	0	0	0	0	21	16	8	7	7	20
1989 Hagerstown	AA	6-2	1.34	26	0	0	0	1	47	33	7	7	15	45
Rochester	AAA	2-2	3.99	23	1	0	0	2	29.1	28	14	13	8	19

DAVIS, Allen (Bo) (OF)**WAUSAU**

Height: 6-3 Weight: 195 Bats: R Throws: R Signed by: Jim Gilbert
Born: Sep 7, '70, Sanford, CA Resides: Sanford, CA Acquired: Orioles 6th
round selection in June '89 draft.

Personal: Graduated from Lee (NC) HS in '89. Named All-Conference in
baseball and football.

YEAR CLUB	CLS	AVG.	G	AB	R	H	2B	3B	HR	RBI	BB	SO	SB	CS	HP
1989 Bluefield	R	.205	43	127	17	26	4	0	0	12	22	47	4	0	1

DE LA ROSA, Francisco (RHP)**HAGERSTOWN**

Height: 5-11 Weight: 170 Bats: S Throws: R Signed by: Epy Guerrero
(Toronto) Born: March 3, '66, La Roma, DR, Resides: La Roma, DR
Acquired: Drafted By Toronto in '85 Dominican draft. Released following '85
season. Signed by Orioles Oct 24, '87.

Notes: 1988: Limited opposing batters to 2nd lowest average in the
Carolina League (.198). Had 3rd highest strikeout ratio among relievers
(1.27/9 IP). 1989: Led Hagerstown in saves (8). Was 3-0 with a 1.41 era in
the Dominican Winter League.

YEAR CLUB	CLS	W-L	ERA	G	GS	CG	SHO	SV	IP	H	R	ER	BB	SO
1985 Brad BJays	R	0-1	5.52	16	0	0	0	1	31	43	24	19	5	19
1986														
1987														
1988 Hagerstown	A	3-4	4.61	29	1	0	0	2	41	34	21	21	29	47
1989 Frederick	A	3-4	2.38	23	0	0	0	5	23	17	9	6	11	31
Hagerstown	AA	1-1	4.55	18	0	0	0	8	30	27	15	15	20	34

DEUTSCH, Michael James (RHP)**FREDERICK**

Height: 6-2 Weight: 200 Bats: R Throws: R Signed by: Will George
Born: Sep 22, '66, Allentown, PA Resides: Whitehall, PA Acquired: Orioles
9th selection in June '88 draft.

Notes: 1988: Led Erie in strikeouts (71) and was 2nd in wins (7).

Personal: Graduated from Whitehall (PA) HS in '85. Lettered 3 times in
baseball and in wrestling. Attended Rider College (NJ).

MICHAEL JAMES DEUTSCH (Cont.)

YEAR CLUB	CLS	W-L	ERA	G	GS	CG	SHO	SV	IP	H	R	ER	BB	SO
1988 Erie	A	7-1	2.98	14	14	3	1	0	94	94	38	31	27	71
1989 Frederick	A	4-9	4.94	25	19	2	0	0	129	147	87	71	50	81

DEVARES, Cesar Salvator (C)

WAUSAU

Height: 5-10 Weight: 175 Bats: R Throws: R Signed by: Carlos Bernhardt
Born: Sep 22, '69, San Pedro de Macoris, DR Resides: San Pedro de Macoris, DR Acquired: Non-drafted free agent, signed Feb 6, '88.

YEAR CLUB	CLS	AVG.	G	AB	R	H	2B	3B	HR	RBI	BB	SO	SB	CS	HP
1988															
1989 Bluefield	R	.214	12	42	3	9	4	0	0	7	1	5	0	0	0

(Dominican Summer League)

DOMAN, Robert Gary (LHP)

WAUSAU

Height: 6-3 Weight: 220 Bats: L Throws: L Signed by: Jim Gilbert
Born: Aug 30, '66, Cumberland, MD Resides: Harrisonburg, VA Acquired: Orioles 21st selection in June '88 draft.

Personal: Graduated in 1984 from Bedford (PA) HS, where he lettered 4 times in baseball. Attended Allegheny CC and James Madison University, where he was a teammate of Orioles farmhand **Mike Linskey**.

YEAR CLUB	CLS	W-L	ERA	G	GS	CG	SHO	SV	IP	H	R	ER	BB	SO
1989 Erie	A	0-1	4.26	10	0	0	0	2	13	21	7	6	2	13

DULIN, Timothy Allen (2B)

ROCHESTER

Height: 5-10 Weight: 170 Bats: R Throws: R Signed by: Lamar North
Born: Aug 24, '63, Memphis, TN Resides: Memphis, TN Acquired: Orioles 2nd pick June '85 draft.

Notes: 1985: Led Appalachian League in sac flies (5). Led Bluefield in total bases (78). 1986: Led Florida State League 2nd basemen in total chances (637), putouts (253) and double plays (95) in only 109 games. 1987: Hit grand slam Aug 26 vs Peninsula.

Personal: 1981 graduate of Briarcrest Baptist (TN) HS, where he lettered 4 times in baseball and was selected All-City twice. Also lettered in basketball and football. Was named All-America twice and All-Metro Conference 4 times at Memphis State, from which he graduated. Also played for USA team in the University Games in Cuba.

YEAR CLUB	CLS	AVG.	G	AB	R	H	2B	3B	HR	RBI	BB	SO	SB	CS	HP
1985 Bluefield	R	.271	66	192	44	52	15	1	3	29	38	18	7	1	0
1986 Miami	R	.257	109	378	51	97	15	1	0	29	46	29	16	9	2
Newark	R	.231	33	131	14	28	5	0	1	11	23	11	6	2	0
1987 Hagerstown	A	.283	124	446	67	126	23	2	5	52	49	50	10	10	4
1988 Charlotte	AA	.243	110	399	59	97	20	1	11	56	67	47	5	3	3
Rochester	AAA	.333	14	48	7	16	3	0	2	6	6	7	0	3	1
1989 Rochester	AAA	.252	120	389	48	98	21	1	5	38	45	46	8	4	1

EBERLE, Michael Kenneth (C)

HAGERSTOWN

Height: 6-2 Weight: 200 Bats: R Throws: R Signed by: Bill Lawlor
Born: June 3, '65, Rapid City, SD Resides: Rapid City, SD
Acquired: Orioles 9th pick June '87 draft.

Notes: 1988: Led Carolina League in sac flies (11). Led all catchers in fielding pct. (.991), games (112), total chances (807), putouts (732), and tied for lead in double plays (8). Finished 2nd in caught stealing pct. (.480) and named to Carolina League All-Star team.

Personal: Batted .388 (hr-13) as a freshman at Indiana State. The Sycamores were 150-61 in his 3 years.

YEAR CLUB	CLS	AVG.	G	AB	R	H	2B	3B	HR	RBI	BB	SO	SB	CS	HP
1987 Newark	R	.325	24	77	9	25	8	0	1	17	5	14	0	0	0
1988 Hagerstown	A	.244	123	435	49	106	25	1	5	74	36	88	0	0	8
1989 Hagerstown	AA	.202	88	272	21	55	12	0	1	21	19	60	2	3	4

FAULKNER, Graig Alan (C)

HAGERSTOWN

Height: 6-5 Weight: 235 Bats: R Throws: R Signed by: Lenny Johnston
Born: Oct 18, '65, Anchorage, AK Resides: Venice, FL Acquired: Non-drafted free agent, signed June 14, '87

Notes: 1987: Led New York-Penn League in home runs (16), tied for 3rd in total bases (136) and led all catchers in assists (57). 1988: Finished 10th in batting (.284) and 4th in caught stealing pct. (.353). Named Howe News Bureau's "Star of Stars" winner as MVP of the Carolina League All-Star game. 1989: Hit a grand slam on June 11, vs Reading.

Personal: Graduated in '83 from Venice (FL) HS, where he lettered twice in baseball and basketball and 3 times in football. Attended Louisiana State University, where he was a teammate of **Ben McDonald**.

YEAR CLUB	CLS	AVG.	G	AB	R	H	2B	3B	HR	RBI	BB	SO	SB	CS	HP
1987 Batavia	A	.273	75	275	38	75	13	0	16	51	26	58	2	0	3
1988 Hagerstown	A	.284	125	440	55	125	25	1	12	76	50	99	1	0	6
1989 Hagerstown	AA	.210	81	272	27	57	8	2	8	30	22	97	0	2	2
Rochester	AAA	.000	3	7	1	0	0	0	0	0	1	2	0	0	0

FLEITA, Oneri (1B)

FREDERICK

Height: 6-5 Weight: 210 Bats: L Throws: L Signed by: Orioles Born: Nov 18, '66, Key West, FL Resides: Key West, FL Acquired: Non-drafted free agent, signed July 20, '88.

Notes: Recommended by **Bill Olson**, (father of **Gregg**).

Personal: Batted .408 (240-98) as a junior at Creighton University in '88. His 30 doubles were 2nd in the nation.

YEAR CLUB	CLS	AVG.	G	AB	R	H	2B	3B	HR	RBI	BB	SO	SB	CS	HP
1988 Erie	A	.222	32	90	15	20	3	0	5	16	17	14	1	1	1
1989 Frederick	A	.238	97	290	25	69	11	1	5	29	24	66	0	1	2

FOWLER, John Clyde (1B)

FREDERICK

Height: 6-1 Weight: 180 Bats: L Throws: R Signed by: Jim Gilbert
Born: Oct 19, '68, Frederick, MD Resides: Brunswick, MD Acquired: Orioles 37th pick June '88 draft.

Notes: 1988: Tied for Appalachian League lead in intentional walks (3). 1989: Finished 12th in the Appalachian League in batting (.300) and tied for 2nd in doubles.

Personal: Graduated in '86 from Brunswick (MD) HS, where he was a 3-year letterman in baseball. Attended Frederick CC.

YEAR CLUB	CLS	AVG.	G	AB	R	H	2B	3B	HR	RBI	BB	SO	SB	CS	HP
1988 Bluefield	R	.206	60	218	22	45	10	1	3	25	16	60	3	1	1
1989 Bluefield	R	.300	62	220	43	66	19	0	9	39	16	39	7	6	0

GARCES, Robinson (Maduro) (LHP)

HAGERSTOWN

Height: 5-10 Weight: 185 Bats: L Throws: L Signed by: Noe Maduro (Phillies) Born: Mar 2, '66, Maracaibo, Venezuela Resides: Zulia, Venezuela
Acquired: Came to Orioles, along with pitcher **Cesar Mejia** and catcher **Chris Hoiles** on Sep 19, '88, in deal with Detroit for outfielder **Fred Lynn**.

YEAR CLUB	CLS	W-L	ERA	G	GS	CG	SHO	SV	IP	H	R	ER	BB	SO
1984 Sara Phil.	R	1-1	1.01	17	0	0	0	1	27	24	7	3	6	20
1985 Clearwater	A	0-2	6.08	11	0	0	0	1	24	30	20	16	15	17
1986 Gastonia	A	2-3	3.22	12	3	1	0	1	36	26	13	13	18	29
1987 Lakeland	A	4-2	3.70	30	2	0	0	3	58	47	30	24	36	53
Glens Falls	AA	3-1	3.86	4	4	0	0	0	23	17	11	10	12	15
1988 Fayetteville	A	3-4	2.27	12	12	1	0	0	67	49	28	17	26	58
Glens Falls	AA	5-2	3.33	14	14	1	1	0	70	49	37	26	32	54
1989 Hagerstown	AA	1-6	3.47	32	4	0	0	1	83	75	39	32	46	76

GILBERT, Roy Levon (OF)

HAGERSTOWN

Height: 5-10 Weight: 160 Bats: S Throws: R Signed by: Ray Crone
Born: Oct 16, '66, Shreveport, LA Resides: Minden, LA Acquired: Orioles 23rd pick June '88 draft.

Notes: 1988: Tied for New York-Penn League lead in doubles (19), finished 3rd in at bats (287) and runs (53).

Personal: Graduated in '84 from Minden (LA) HS, where he lettered 3 times in baseball. He was an All-District 3 times, All-State twice and MVP once. Graduated from Centenary College in Louisiana.

YEAR CLUB	CLS	AVG.	G	AB	R	H	2B	3B	HR	RBI	BB	SO	SB	CS	HP
1988 Erie	A	.254	73	287	53	73	19	0	1	32	33	35	30	8	1
1989 Frederick	A	.239	111	352	39	84	9	1	2	38	17	34	35	6	4

GITHENS, John Francis (RHP)

HAGERSTOWN

Height: 6-0 Weight: 210 Bats: R Throws: R Signed by: Bob Malkmus (Indians) Born: Oct 10, '64, Camden, NJ Resides: Somerdale, NJ Acquired: Indians' 7th selection Jan '85 draft. Traded to Orioles, with infielder **Don Lovell** for catcher **Tom Magrann** and outfielder **Gerry Holtz** on Nov 5, '88.

Notes: 1988: Finished 3rd in Carolina League in era (3.19).

Personal: Attended Camden (NJ) CC, where he went 16-4 in 2 years.

JOHN FRANCIS GITHENS (Cont.)

YEAR CLUB	CLS	W-L	ERA	G	GS	CG	SHO	SV	IP	H	R	ER	BB	SO
1985 Batavia	A	2-6	4.04	14	8	2	0	0	65	56	36	29	19	43
1986 Waterloo	A	4-4	5.36	23	0	0	0	0	42	41	28	25	15	38
1987 Waterloo	A	8-7	4.49	41	10	0	0	1	120	109	71	60	34	85
1988 Kingston	A	11-6	3.19	32	18	1	1	1	133	113	59	47	45	74
1989 Hagerstown	AA	0-9	4.43	27	10	0	0	0	101.2	98	57	50	38	60

GORDIAN, Carlos Roberto (C)

BLUEFIELD

Height: 6-2 Weight: 168 Bats: R Throws: R Signed by: Miguel Machado
Born: Nov 29, '71, Bayamon, PR Resides: Bayamon, PR Acquired: Non-drafted free agent, signed Feb 10 '90.

GUTIERREZ, Ricardo (Ricky) (SS)

FREDERICK

Height: 6-1 Weight: 175 Bats: R Throws: R Signed by: George Lauzerique
Born: May 23, '70, Miami, FL Resides: Miami, FL Acquired: Orioles 2nd pick June '88 draft.

Notes: 1988: Led Appalachian League shortstops in total chances (309) and putouts (100). 1989: Led all shortstops in fielding pct (.944).

Personal: Graduated in '88 from American (FL) HS, where he lettered 4 times in baseball.

YEAR CLUB	CLS	AVG.	G	AB	R	H	2B	3B	HR	RBI	BB	SO	SB	CS	HP
1988 Bluefield	R	.245	62	208	35	51	8	2	2	19	44	40	5	3	5
1989 Frederick	A	.232	127	456	48	106	16	2	3	41	39	86	15	10	3

HARMS, Thomas Paul (OF)

HAGERSTOWN

Height: 5-10 Weight: 185 Bats: R Throws: R Signed by: Jerry Zimmerman
Born: March 15, '65, Oakland, CA Resides: Vancouver, WA Acquired: Orioles 11th pick June '87 draft.

Notes: 1987: Hit 2 home runs to go along with a pair of doubles July 18 vs Erie.

Personal: Graduated in '83 from Prairie (WA) HS, where he was twice All-Conference in baseball and football, and was on the wrestling team. Attended Portland State, where he set single season and career home run records, and was named to the PAC-10 All-Star team.

YEAR CLUB	CLS	AVG.	G	AB	R	H	2B	3B	HR	RBI	BB	SO	SB	CS	HP
1987 Newark	A	.259	58	201	36	52	13	0	3	32	34	35	9	4	1
1988 Hagerstown															
1989 Frederick	A	.227	97	295	43	67	14	2	2	28	42	79	15	4	4

HARRIS, Walter Lee (OF)

ROCHESTER

Height: 6-1 Weight: 195 Bats: R Throws: R Signed by: Ed Sprague
Born: April 1, '64, Stockton, CA Resides: Lodi, CA Acquired: Orioles 11th pick June '86 draft.

Notes: 1987: Played defensive back for the San Diego Chargers in the NFL and did not play baseball. 1988: Returned to baseball to finish 2nd in Carolina League in stolen bases (53) and game-winning rbi (15). Led all outfielders in fielding pct. (.990), putouts (290) and total chances (295).

Personal: Graduated in '82 from Lodi (CA) HS, where he lettered in baseball and football 3 times and basketball twice, while serving as captain in all 3 sports. Graduated Stanford University in '86, having played baseball and football all 4 years and being captain in each sport.

YEAR CLUB	CLS	AVG.	G	AB	R	H	2B	3B	HR	RBI	BB	SO	SB	CS	HP
1986 Newark	R	.269	55	201	38	54	9	3	2	16	23	45	21	3	3
1987															
1988 Hagerstown	A	.272	127	475	87	129	25	5	1	60	63	89	53	11	9
1989 Rochester	AAA	.219	74	233	39	51	9	2	1	24	39	40	19	8	6

HAYDEN, Paris Antwann (OF)

HAGERSTOWN

Height: 5-11 Weight: 190 Bats: R Throws: R Signed by: Jim Pamlyne and Jack Sanford
Born: March 20 '67, Brooklyn, NY Resides: Deland, FL Acquired: Orioles 2nd selection in 1st round in June '87 draft (26th overall).

Notes: 1987: Finished 7th in Appalachian League in batting (.303). 1988: Hit grand slam Aug 10 vs Geneva.

Personal: Graduated in '85 from Deland (FL) HS, where he played baseball. Attended Indian River CC.

YEAR CLUB	CLS	AVG.	G	AB	R	H	2B	3B	HR	RBI	BB	SO	SB	CS	HP
1987 Bluefield	R	.303	62	241	44	73	14	1	8	38	16	53	9	4	3
1988 Erie	A	.240	50	171	29	41	8	0	5	25	12	35	2	2	3
1989 Frederick	A	.208	64	154	14	32	9	0	2	13	9	43	5	3	3

HEDGE, Patrick F (OF)

FREDERICK

Height: 6-0 Weight: 190 Bats: R Throws: R Signed by: Leo Labossiere
Born: Dec 10, '66, New Haven, CT Resides: Clinton, CT Acquired: Orioles 22nd round pick in June '89 draft.

Personal: Graduated from Morgan (CT) HS, where he was captain of the football, baseball and basketball teams. Attended the University of Hartford, where he was MVP of the ECAC regional tournament.

YEAR CLUB	CLS	AVG.	G	AB	R	H	2B	3B	HR	RBI	BB	SO	SB	CS	HP
1989 Erie	A	.207	53	169	14	35	9	1	1	23	18	53	3	1	1

HEIDEN, Shawn Reed (RHP)

WAUSAU

Height: 6-4 Weight: 210 Bats: R Throws: R Signed by: Carl Moesche
Born: July 2, '71, Holy Cross, UT Resides: Sandy, UT Acquired: Orioles 8th round pick in June '89 draft.

Personal: Graduated in '89 from Hilcrest (UT) HS, where he played baseball and basketball. Played in Utah State championship baseball tournament.

YEAR CLUB	CLS	W-L	ERA	G	GS	CG	SHO	SV	IP	H	R	ER	BB	SO
1989 Bluefield	R	2-2	8.73	9	6	0	0	0	33	35	32	32	30	31

HEMMERLY, John Ross (LHP)

FREDERICK

Height: 6-4 Weight: 210 Bats: L Throws: L Signed by: Bill Miller
Born: June 7, '67, San Diego, CA Resides: San Diego, CA Acquired: Orioles 40th round pick in the June '89 draft.

Personal: Lettered 3 years in baseball at Mission Bay (CA) HS. Was team captain, first team All-League and All-CIF. Played 3 years for San Diego State University, where he set an all-time Aztec record for strikeouts in a game with 18.

YEAR CLUB	CLS	W-L	ERA	G	GS	CG	SHO	SV	IP	H	R	ER	BB	SO
1989 Erie	A	2-5	5.11	26	2	0	0	5	44	53	30	25	15	28

HICKS, Aman Eugene (OF)

WAUSAU

Height: 5-10 Weight: 175 Bats: L Throws: L Signed by: Ed Crosby
Born: Jan 14, '71, Los Angeles, CA Resides: Compton, CA Acquired: Orioles 5th selection in June '88 draft.

Personal: Graduated from Gardena (CA) HS in '88. Lettered twice in baseball, football and track. Named to the All-League team and All-City team in baseball and football.

YEAR CLUB	CLS	AVG.	G	AB	R	H	2B	3B	HR	RBI	BB	SO	SB	CS	HP
1988 Bluefield	R	.226	50	186	22	42	5	0	0	14	18	43	6	7	2
1989 Erie	A	.205	44	151	19	31	3	2	5	16	8	42	3	4	0

HILDRETH, Bradley Keith (IF)

FREDERICK

Height: 5-11 Weight: 175 Bats: R Throws: R Signed by: Lamar North
Born: Mar 7, '67, Mobile, AL Resides: Mobile, AL Acquired: Orioles 18th round pick in June '89 draft.

Personal: Played 4 years at Mississippi State. Named freshman All-American, All-SEC and All Region teams.

YEAR CLUB	CLS	AVG.	G	AB	R	H	2B	3B	HR	RBI	BB	SO	SB	CS	HP
1989 Erie	A	.231	65	229	29	53	10	0	0	22	21	42	3	1	2

HITHE, Victor David (OF)

ROCHESTER

Height: 6-1 Weight: 185 Bats: R Throws: R Signed by: Reggie Waller (Houston)
Born: Dec 12, '64, Los Angeles, CA Resides: Los Angeles, CA Acquired: From Houston along with pitcher Dave Johnson, for catcher Carl Nichols, Mar 31, '89.

Notes: 1989: Tied for 4th in the Eastern League in runs scored (67). Tied for 3rd in triples (7) and led all outfielders in fielding pct. (.983).

Personal: Graduated in '83 from Palisades (CA) HS, where he lettered 3 years in football and baseball. Faced Bret Saberhagen in '82 city championship no-hitter. Was 1st team All-Conference at West Los Angeles JC.

DAVID VICTOR HITHE (Cont.)

YEAR CLUB	CLS	AVG.	G	AB	R	H	2B	3B	HR	RBI	BB	SO	SB	CS	HP
1985 Sara Astros	R	.229	56	175	19	40	8	1	0	15	38	48	11	9	3
1986 Asheville	A	.309	47	149	26	46	8	0	3	23	10	33	4	2	1
Auburn	A	.200	5	15	2	3	0	0	0	2	1	4	1	0	1
1987 Asheville	A	.302	126	388	78	117	23	3	11	53	55	75	31	17	4
1988 Osceola	A	.270	127	441	59	119	22	6	1	59	42	99	31	10	5
1989 Hagerstown	AA	.277	124	451	67	125	21	7	0	44	36	85	29	12	5

HOLLAND, Timothy Noel (IF)

FREDERICK

Height: 6-3 Weight: 180 Bats: R Throws: R Signed by: Fay Thompson
Born: June 15, '69, Sacramento, CA Resides: Sacramento, CA Acquired: Orioles 6th round selection in June '87 draft.

Personal: Graduated from Rio Americano (CA) HS in '87. Lettered 4 years in both baseball and football. Grandfather played in the minor leagues for the Yankees and father, **Tom**, played in the minors for the Red Sox.

HORN, Samuel Lee (1B/DH)

ROCHESTER

Height: 6-5 Weight: 240 Bats: L Throws: L Signed by: Ray Boone (Boston) Born: Nov 2, '63, Dallas, TX Resides: Birmingham, AL Acquired: Selected by Boston in the 1st round of the June '82 draft. Signed by Orioles as a 6-year minor league free agent, Feb 20, '90.

Notes: 1982: Named to New York-Penn League All-Star team in 1st pro season, despite missing 3 weeks with the flu. 1984: Led Carolina League in slugging pct. (.538) and was 3rd in hitting (.313). 1985: Hit .282 with 11 home runs and 82 rbi in 1st year of AA ball. Led the Eastern League in doubles (32), intentional walks (14) and gwrb (11). 1986: Started season at New Britain and hit .346 (72-22) in April. Hit grand slam Apr 27 vs Pittsfield. Finished season at Pawtucket. 1987: Hit a total of 44 home runs between Pawtucket (30) and Boston (14). Named International League "Player of the Month" in May, hitting .336. Became only the 2nd player at Pawtucket to hit 30 home runs in a season (**Jack Baker**, 36, 1976).

Made major league debut July 25, vs Seattle and hit a game-winning, 2-run homer off **Stan Clarke**. Started 40 games as a DH. Had 1 hr/11.3 ab, and never went more than 5 starts without a home run until going homerless in final 6 starts. 1988: Began season with the Red Sox. Was used as a DH in 16 games and as a PH in 8. Hit home runs May 13-14 vs Seattle. 1989: Had 3rd best home run-to-plate appearance ratio among International League players with 185 or more plate appearances (4.3 homers per 100 plate app).

Personal: Graduated from Morse (CA) HS in '82. Was offered football/baseball scholarship to the University of Southern California. Played defensive end and quarterback in football, and power forward in basketball. Once hit 4 home runs in a high school game.

YEAR CLUB	CLS	AVG.	G	AB	R	H	2B	3B	HR	RBI	BB	SO	SB	CS	HP
1982 Elmira	A	.300	61	213	47	64	13	1	11	48	40	59	2	0	1
1983 Winston-Salem	A	.240	68	217	33	52	9	0	9	29	50	78	0	0	1
1984 Winston-Salem	A	.313	127	403	67	126	22	3	21	89	76	107	5	4	4
1985 New Britain	AA	.282	134	457	64	129	32	0	11	82	64	107	4	6	4
1986 New Britain	AA	.246	100	345	41	85	13	0	8	46	49	80	1	0	1
Pawtucket	AAA	.195	20	70	8	15	2	0	3	14	5	23	0	1	0
1987 Pawtucket	AAA	.321	34	133	57	107	19	0	30	84	33	88	0	0	5
Boston	AL	.278	46	158	31	44	7	0	14	34	17	55	0	1	2
1988 Boston	AL	.148	24	61	4	9	0	0	2	8	11	20	0	0	0
Pawtucket	AAA	.233	83	279	33	65	10	0	10	31	44	82	0	3	0
1989 Boston	AL	.148	33	54	1	8	2	0	0	4	8	16	0	0	0
Pawtucket	AAA	.232	51	164	15	38	9	1	8	27	20	46	0	0	0

HOROWITZ, Edward N (C)

FREDERICK

Height: 6-0 Weight: 190 Bats: R Throws: R Signed by: Jim Howard
Born: Nov 1, '67, Brooklyn, NY Resides: East Windsor, NJ Acquired: Orioles 15th round selection in June '89 draft.

Personal: Graduated in '85 from Hightstown, (NJ) HS, where he earned 1st team All-Mercer County and All-CVC, and 2nd team All-State. Was 1st team All-East Coast Conference at Rider College. Named ECC Scholar Athlete in 1987-89.

YEAR CLUB	CLS	AVG.	G	AB	R	H	2B	3B	HR	RBI	BB	SO	SB	CS	HP
1989 Erie	A	.222	40	126	10	28	7	1	0	14	20	31	3	2	2

JONES, Joseph Stacy (Stacy) (RHP)

FREDERICK

Height: 6-6 Weight: 230 Bats: R Throws: R Signed by: Lamar North
Born: May 26, '67, Gadsden, AL Resides: Attalla, AL Acquired: Orioles 4th selection in June '88 draft.

Notes: 1988: Fired 3-hitter Aug 10 vs Winston-Salem. Threw a 3-hitter July 15 vs Auburn in the New York-Penn League.

Personal: Graduated from Etowah (AL) HS in '85. Lettered 4 times in baseball, twice named captain; named to All-State and All-Area teams. Roomed with **Gregg Olson** at Auburn University.

YEAR CLUB	CLS	W-L	ERA	G	GS	CG	SHO	SV	IP	H	R	ER	BB	SO
1988 Erie	A	3-3	1.33	7	7	3	2	0	54	51	12	8	15	40
Hagerstown	A	3-1	2.87	6	6	3	2	0	38	35	14	12	12	23
1989 Frederick	A	5-6	4.90	15	15	3	1	0	82.2	93	57	45	35	58

KERR, Zachary Eugene (RHP)

FREDERICK

Height: 6-3 Weight: 175 Bats: R Throws: R Signed by: Carl Moesche
Born: Feb 5, '66, St. Louis, MO Resides: Mesa, AZ Acquired: Orioles 25th selection in June '88 draft.

Personal: Attended New Mexico State University and helped school to 18 record in '88.

YEAR CLUB	CLS	W-L	ERA	G	GS	CG	SHO	SV	IP	H	R	ER	BB	SO
1988 Bluefield	R	1-4	7.69	17	7	0	0	0	55	76	53	47	23	56
1989 Erie	A	3-2	3.12	9	8	0	0	0	57.2	64	26	20	12	51
Frederick	A	3-3	2.96	6	6	4	0	0	45.2	40	19	15	14	31

LESSINGER, Robert Keith (IF)

WAUSAU

Height: 6-2 Weight: 185 Bats: R Throws: R Signed by: Lamar North
Born: Feb 19, '67, Forrest City, AR Resides: Memphis, TN Acquired: Orioles 18th round selection in June '89 draft.

Personal: Graduate of Briarcrest (TN) HS in '85. Earned All-Metro in baseball and basketball. Attended the University of Mississippi, earning Academic All-SEC in basketball and baseball. Last season, was finalist for Golden Spikes Award, given to college baseball's Player of the Year. Award was won by Orioles' **Ben McDonald**. Son of former major league player and manager **Don Kessinger**.

YEAR CLUB	CLS	AVG.	G	AB	R	H	2B	3B	HR	RBI	BB	SO	SB	CS	HP
1989 Bluefield	R	.273	28	99	17	27	4	0	2	9	8	12	1	0	1

LAFOLLETTE, Christopher Alan (OF)

BLUEFIELD

Height: 6-4 Weight: 205 Bats: R Throws: R Signed by: Jim Gilbert
Born: Oct 15, '69, Fayetteville, NC Resides: Fayetteville, NC Acquired: Orioles' 41st pick in June '88 draft.

Personal: Graduated in '88 from Southview (NC) HS, where he was named conference MVP in his senior season.

YEAR CLUB	CLS	AVG.	G	AB	R	H	2B	3B	HR	RBI	BB	SO	SB	CS	HP
1988 Bluefield	R	.297	29	101	14	30	3	0	2	17	10	29	0	1	0
1989 Erie	A														

(Did Not Play)

LATMORE, Robert Joseph (IF)

HAGERSTOWN

Height: 6-1 Weight: 165 Bats: R Throws: R Signed by: Jim Pamlyne
Born: Oct 4, '65, Miami, FL Resides: Altamonte Springs, FL Acquired: Orioles' 2nd selection in secondary phase of Jan '85 draft.

Notes: 1986: Led Florida State League shortstops in total chances (689), putouts (225), assists (424) and double plays (105). 1988: Hit grand slam July 4 vs Salem.

Personal: 1983 graduate of Deland (FL) HS, where he was a 3-year letterman and MVP in baseball. Played baseball at the University of Georgia and Indian River (FL) CC. Named All-Division and 2nd team All-State at Indian River.

YEAR CLUB	CLS	AVG.	G	AB	R	H	2B	3B	HR	RBI	BB	SO	SB	CS	HP
1985 Daytona Beach	A	.267	7	15	3	4	0	0	0	1	0	3	1	0	1
Bluefield	R	.258	59	190	29	49	6	2	1	20	19	34	4	4	1
Hagerstown	A	.167	6	18	0	3	0	0	0	0	0	6	0	0	1
1986 Miami	A	.242	124	405	32	98	12	3	1	43	28	64	10	8	3
1987 Miami	A	.207	109	353	26	73	17	2	3	31	21	75	2	9	3
Charlotte	AA	.273	4	11	5	3	0	0	0	1	2	4	1	0	0
1988 Hagerstown	A	.245	108	371	32	91	18	1	7	52	22	69	5	7	1
1989 Hagerstown	AA	.227	104	348	30	79	15	1	4	33	2	73	1	2	0

LEE, Keith Paul (OF)

FREDERICK

Height: 6-2 Weight: 185 Bats: L Throws: L Signed by: Will George
Born: May 11, '67, Lakewood, NJ Resides: Lakewood, NJ Acquired: Orioles' 8th selection in June '88 draft.

Personal: Graduated in '85 from Lakewood (NJ) HS, where he lettered 3 times in baseball and was named captain, All-Conference, All-County and All-State. Attended Glassboro State, where he was named to the All-Conference team.

YEAR CLUB	CLS	AVG.	G	AB	R	H	2B	3B	HR	RBI	BB	SO	SB	CS	HP
1988 Erie	A	.250	67	248	43	62	8	2	3	16	41	66	29	15	3
1989															

(Did Not Play)

LEHMAN, Michael Ralph (C)

FREDERICK

Height: 5-11 Weight: 185 Bats: R Throws: R Signed by: Jerry Zimmerman
Born: Sep 29, '67, Nampa, ID Resides: Caldwell, ID Acquired: Orioles' 2nd selection in June '86 draft.

Personal: Graduated Vallivue (ID) HS in '86. Lettered 4 times in baseball, twice in basketball and football. Named to All-League baseball team 4 times and twice was the League MVP. Played on 3 state championship teams.

YEAR CLUB	CLS	AVG.	G	AB	R	H	2B	3B	HR	RBI	BB	SO	SB	CS	HP
1986 Bluefield	R	.214	28	84	17	18	2	1	3	9	26	30	3	3	2
1987 Newark	A	.237	40	139	18	33	4	0	1	13	18	32	4	2	1
1988															
1989 Frederick	A	.241	71	220	34	53	12	2	3	21	35	35	0	0	0

(Did not play)

LEINEN, Michael Patrick (LHP)

FREDERICK

Height: 6-1 Weight: 175 Bats: L Throws: L Signed by: Lane Decker
Born: June 15, '67, Omaha, NE Resides: Omaha, NE Acquired: Orioles 29th round pick in June '89 draft.

Notes: 1989: Finished 4th in the New York-Penn League in innings pitched with 101.

Personal: Graduated in '85 from Ralston (NE) HS, where he was All-State in baseball and basketball. Was All-Big Eight and 2nd team All-Region at University of Nebraska.

YEAR CLUB	CLS	W-L	ERA	G	AB	R	H	2B	3B	HR	RBI	BB	SO	SB	CS	HP
1989 Erie	A	2-9	3.55	16	15	2	0	0	101	95	56	40	34	82		

LEWIS, Theodore Roosevelt (T.R.) (3B)

WAUSAU

Height: 6-0 Weight: 180 Bats: R Throws: R Signed by: Jim Pamlyne
Born: Apr 15, '71, Jacksonville, FL Resides: Jacksonville, FL Acquired: Orioles 4th round pick in June '89 draft.

Notes: 1989: Tied for 4th in Appalachian League with 10 home runs. Hit 3 homers vs Wytheville on Aug 12, going 5-for-6 with 6 rbi. Named to the Appalachian League All-Star team and was selected as the league's 7th best prospect by Baseball America.

Personal: Graduated from Sandalwood (FL) HS in '89. All-State selection in baseball and member of '88 state championship team.

YEAR CLUB	CLS	AVG.	G	AB	R	H	2B	3B	HR	RBI	BB	SO	SB	CS	HP
1989 Bluefield	R	.331	40	151	31	50	11	1	10	32	9	21	0	1	0

LOFTON, Rodney B. (IF)

HAGERSTOWN

Height: 6-0 Weight: 160 Bats: R Throws: R Signed by: Ray Crone
Born: Oct 7, '67, East St Louis, IL Resides: East St Louis, IL Acquired: Orioles 14th choice in June '88 draft.

Notes: 1988: Finished 4th in the NY-Penn League in stolen bases (37). 1989: Named to the Carolina League All-Star team. Led the Carolina League with 62 stolen bases.

Personal: Attended Grambling State University.

YEAR CLUB	CLS	AVG.	G	AB	R	H	2B	3B	HR	RBI	BB	SO	SB	CS	HP
1988 Erie	A	.300	72	250	40	75	13	1	0	37	35	29	37	7	3
1989 Frederick	A	.243	127	473	65	115	9	2	0	29	56	72	62	21	2

MARETT, John Paul (RHP)

WAUSAU

Height: 6-2 Weight: 205 Bats: R Throws: R Signed by: Jim Gilbert
Born: Aug 23, '70, Asheville, NC Resides: Black Mountain, NC Acquired: Orioles' 46th pick in June '88 draft.

Personal: Graduated from Charles Owen (NC) HS in '88. Lettered in baseball 3 times, twice named MVP.

YEAR CLUB	CLS	W-L	ERA	G	GS	CG	SHO	SV	IP	H	R	ER	BB	SO
1988 Bluefield	R	0-2	2.89	16	1	0	0	0	37	44	27	12	22	26
1989 Bluefield	R	2-3	4.82	11	7	0	0	0	52	58	33	28	28	35

MARTIN, Thomas Edgar (LHP)

WAUSAU

Height: 6-1 Weight: 168 Bats: L Throws: L Signed by: Jim Pamlyne
Born: May 21, '70, Charleston, SC Resides: Panama City, FL Acquired: Orioles 7th round selection in June '88 draft. Signed for '89 season.

Personal: Graduated from Bay (FL) HS in '88. Lettered 3 times in baseball and soccer. Struck out 18 in one game and threw 5 no-hitters in one season, including back-to-back no-hitters in '88 District and Regional playoffs.

YEAR CLUB	CLS	W-L	ERA	G	GS	CG	SHO	SV	IP	H	R	ER	BB	SO
1989 Bluefield	R	3-3	4.62	8	8	0	0	0	39	36	28	20	25	31
Erie	A	0-5	6.64	7	7	0	0	0	40.2	42	39	30	25	44

MEADOWS, Gregory Scott (OF-IF)

HAGERSTOWN

Height: 6-0 Weight: 175 Bats: R Throws: R Signed by: Glenn Gulliver
Born: Nov 2, '66, Bluefield, WV Resides: Columbus, OH Acquired: Non-drafted free agent, signed July 17, '88.

Notes: 1989: Eighth in Carolina League (.272) in batting.

Personal: Batted .412 (198-80) his final season at Ohio State in '88.

YEAR CLUB	CLS	AVG.	G	AB	R	H	2B	3B	HR	RBI	BB	SO	SB	CS	HP
1988 Hagerstown	A	.375	8	8	3	3	2	0	0	0	0	2	0	0	1
1989 Frederick	A	.272	99	371	59	101	17	4	2	41	42	56	12	7	3

MEDINA, Victor Veloz (RHP)

WAUSAU

Height: 6-2 Weight: 185 Bats: R Throws: R Signed by: Carlos Bernhardt
Born: Apr 15, '68, San Pedro de Macoris, DR Resides: San Pedro de Macoris, DR Acquired: Non-drafted free agent, signed Feb 16, '87.

YEAR CLUB	CLS	W-L	ERA	G	GS	CG	SHO	SV	IP	H	R	ER	BB	SO
1987														
1988														
1989 Bluefield	R	2-2	5.88	21	0	0	0	1	49	58	38	28	24	34

Dominican Summer League
Dominican Summer League**MEEK, Richard Carlton, Jr. (OF)**

WAUSAU

Height: 6-3 Weight: 195 Bats: R Throws: R Signed by: Jerry Zimmerman
Born: Sep 13, '69, Chicago, IL Resides: Reno, NV Acquired: Orioles 45th round pick in June '89 draft.

Notes: 1989: Appeared in 4 games as a pitcher.

Personal: Played baseball at Linn-Benton CC. Named to the All-Regional tournament team. Member of Regional championship team.

YEAR CLUB	CLS	AVG.	G	AB	R	H	2B	3B	HR	RBI	BB	SO	SB	CS	HP
1989 Erie	A	.191	42	110	10	21	3	1	0	8	16	23	4	1	4

MERCEDES, Feliciano (2B)

DOMINICAN SUMMER LEAGUE

Height: 5-10 Weight: 145 Bats: S Throws: R Signed by: Carlos Bernhardt
Born: July 9, '73, Ramon Santana, DR Resides: Ramon Santana, DR Acquired: Non-drafted free agent, signed Jan 2, '90.

MERCEDES, Jose (RHP)

DOMINICAN SUMMER LEAGUE

Height: 6-1 Weight: 180 Bats: R Throws: R Signed by: Carlos Bernhardt
Born: Mar 5, '71, Las Palmillas, DR Resides: Las Palmillas, DR Acquired: Non-drafted free agent, signed Aug 10, '89 for '90 season.

MERCEDES, Juan Antonio (LHP)

BLUEFIELD

Height: 6-1 Weight: 150 Bats: L Throws: L Signed by: Carlos Bernhardt
Born: June 12, '69, El Seybo, DR Resides: El Seybo, DR Acquired: Non-drafted free agent, signed Aug 8, '88.

Notes: 1989: Pitched in the Dominican League.

MERCEDES, Luis Roberto (2B-OF)**HAGERSTOWN**

Height: 6-0 Weight: 175 Bats: R Throws: R Signed by: Carlos Bernhardt
Born: Feb 20, '68, San Pedro de Macoris, DR Resides: San Pedro de Macoris, DR Acquired: Non-drafted free agent, signed Feb 16, '87.

Notes: 1987: Played in Dominican Summer League. 1989: Led Carolina League in batting (.309). Named to the Carolina League All-Star team. Batted .302 and was named "Rookie of the Year" in the Dominican League for the 1989-90 season

YEAR CLUB	CLS	AVG.	G	AB	R	H	2B	3B	HR	RBI	BB	SO	SB	CS	HP
1987	(Dominican Summer League)														
1988 Bluefield	R	.274	59	215	36	59	8	4	0	20	32	39	16	11	2
1989 Frederick	A	.309	108	401	62	124	12	5	3	36	30	62	29	11	3

MESA, Jose Ramon (RHP)**ROCHESTER**

Height: 6-3 Weight: 210 Bats: R Throws: R Signed by: Blue Jays
Born: May 22, '66, Azua, DR Resides: Azua, DR Acquired: Signed by Blue Jays as free agent, Oct 31, '81. Traded to the Orioles with pitcher **Oswald Peraza** for pitcher **Mike Flanagan**, Aug 31, '87.

Notes: 1986: Tied for lead on Ventura pitching staff in starts and complete games and had Gulls only complete game shutout. 1987: Led Southern League in starts (35) and innings pitched (193). Tossed a one-hitter June 13 vs Huntsville and a 2-hitter June 17 vs Chattanooga. Made major league debut with Orioles in Sep. Recorded only major league win Sep 30 vs Detroit, beating **Dan Petry**.

YEAR CLUB	CLS	W-L	ERA	G	GS	CG	SHO	SV	IP	H	R	ER	BB	SO
1982 Brad Bjaays	A	6-4	2.70	13	12	6	3	1	83	58	34	25	20	40
1983 Florence	A	6-12	5.48	28	27	1	0	0	141	153	116	86	93	91
1984 Florence	A	4-3	3.76	7	7	0	0	0	38	38	24	16	25	35
Kinston	A	5-2	3.91	10	9	0	0	0	51	51	23	22	28	24
1985 Kinston	A	5-10	6.16	30	20	0	0	1	107	110	89	73	79	71
1986 Ventura	A	10-6	3.86	24	24	2	1	0	142	141	71	61	58	113
Knoxville	AA	2-2	4.35	9	8	2	1	0	41	40	32	20	23	30
1987 Knoxville	AA	10-13	5.21	35	35	4	2	0	193	206	131	112	104	115
Baltimore	AL	1-3	6.03	6	5	0	0	0	31	38	23	21	15	17
1988 Rochester	AAA	0-3	8.62	11	2	0	0	0	16	21	20	15	14	15
1989 Hagerstown	AAA	0-0	1.38	3	3	0	0	0	13	9	2	2	4	12
Rochester	AAA	0-2	5.40	7	1	0	0	0	10	10	6	6	6	3

MILLER, David Robert (RHP)**HAGERSTOWN**

Height: 6-1 Weight: 190 Bats: R Throws: R Signed by: Carl Moesche
Born: Aug 25, '66, Woodbury, NJ Resides: Blackwood, NJ Acquired: Orioles 1st choice in secondary phase of Jan '86 draft.

Notes: 1986: Tied for 5th in starts (13). Pitched a one-hitter on Aug 24 vs Pulaski and a 3-hitter on Aug 29 vs Wytheville. 1988: Tied for New York-Penn League lead in shutouts (4). In 3 consecutive starts, fired a 2-hitter, June 16 vs Jamestown, a 3-hitter, June 21 vs Geneva, and a one-hitter June 26 vs St Catharines. Then 2 starts later, tossed a 3-hitter July 6 vs Hamilton. Allowed only 14 hits in 41 innings from June 16 thru July 6. 1989: Tied for 2nd in Carolina League for wins (13) and placed 6th in era (2.88).

Personal: Graduated Highland Regional (NJ) HS in '84 and earned 2 letters in baseball. Named to All-Conference and All-South Jersey all-star teams. Graduated Garden State (NJ) CC in '86. Named to All-Region and All-Garden State South baseball teams.

YEAR CLUB	CLS	W-L	ERA	G	GS	CG	SHO	SV	IP	H	R	ER	BB	SO
1986 Bluefield	R	6-4	3.28	13	13	2	1	0	82	61	37	30	35	63
1987 Bluefield	R	0-9	5.49	12	12	1	0	0	61	72	48	37	29	63
1988 Erie	AA	8-3	1.37	11	11	7	4	0	86	49	17	13	23	61
Hagerstown	A	1-2	4.29	3	3	0	0	0	21	26	12	10	3	7
1989 Frederick	A	13-4	2.88	28	21	3	0	0	153	141	66	49	43	96

MONDILE, Steven Anthony (RHP)**HAGERSTOWN**

Height: 6-3 Weight: 195 Bats: R Throws: R Signed by: Carl Moesche
Born: Sep 27, '65, Meyersdale, PA Resides: Wenonah, NJ Acquired: Non-drafted free agent, signed July 17, '87.

Notes: 1987: Got off to a rocky start in 1st 2 outings, but had 2.30 era in final 8 games. 1988: Finished 2nd in the league in appearances (27) and saves (12) and was 3rd in relief points (36) and games finished (21). 1989: Led Frederick in games (38).

Personal: Graduated from Gloucester Catholic (NJ) HS in '83, earning 2 letters in baseball. Named to All-Conference, All-Parochial, All-South Jersey teams and 2nd team All-State with a 10-1 record. Attended Gloucester CC and graduated from Kentucky Wesleyan in '87. Named All-Conference twice.

YEAR CLUB	CLS	W-L	ERA	G	GS	CG	SHO	SV	IP	H	R	ER	BB	SO
1987 Bluefield	R	1-1	4.43	10	0	0	0	0	22	20	12	11	21	15
1988 Erie	A	2-2	1.07	27	0	0	0	12	42	31	10	5	11	30
1989 Frederick	A	2-4	3.58	38	0	0	0	6	78	77	41	31	34	45

MOORE, James Cary (2B)**WAUSAU**

Height: 6-2 Weight: 177 Bats: R Throws: R Signed by: Cincinnati
Born: Sep 13, '69, Pittsburg, TX Resides: Sulphur Springs, TX Acquired: Drafted in 41st round by Reds in June '88 draft.

Personal: Graduated from Sulphur Springs (TX) HS in '88. Lettered 3 times and named All-District in baseball and football.

YEAR CLUB	CLS	AVG.	G	AB	R	H	2B	3B	HR	RBI	BB	SO	SB	CS	HP
1988 Sara Reds	A	.159	27	63	9	10	0	0	1	2	7	20	0	2	1
1989 Erie	A	.220	43	127	9	28	3	3	0	10	9	41	4	0	0

MOORE, John Daryl (LHP)**WAUSAU**

Height: 6-5 Weight: 210 Bats: L Throws: L Signed by: Lamar North
Born: Mar 9, '68, Gadsden, AL Resides: Gadsden, AL Acquired: Non-drafted free agent, signed June 18, '89.

Personal: Graduated from Litchfield (AL) HS in '86. Lettered in baseball and basketball. Attended Gadsden State JC, where he made All-Region and All-Division.

YEAR CLUB	CLS	W-L	ERA	G	GS	CG	SHO	SV	IP	H	R	ER	BB	SO
1989 Bluefield	R	3-6	5.28	12	9	1	1	1	58	76	46	34	12	45

NICHOLS, Ty Lance (IF)**HAGERSTOWN**

Height: 6-2 Weight: 160 Bats: S Throws: R Signed by: Orioles Born: Mar 22, '65, Topeka, KS Resides: Dodge City, KS Acquired: Orioles 24th pick in June '83 draft.

Notes: 1985: Led New York-Penn League in sacrifices (9) and topped the league's shortstops in double plays (46). 1986: Hit a grand slam vs Durham on June 24. 1988: Hit 2nd grand slam on July 23 vs Birmingham.

Personal: 1983 graduate of Dodge City (KS) HS, where he won 3 letters in both football and baseball and 2 in basketball. Captain of the baseball team and was All-Tourney in basketball playoffs. Played American Legion baseball in Rochester where his father, **Lance Nichols**, was managing the Red Wings.

YEAR CLUB	CLS	AVG.	G	AB	R	H	2B	3B	HR	RBI	BB	SO	SB	CS	HP
1984 Bluefield	R	.207	63	213	24	44	10	1	2	11	20	46	1	0	1
1985 Daytona Beach	A	.174	53	155	11	27	4	2	0	11	9	42	3	1	2
Newark	A	.199	68	196	18	39	5	0	2	22	31	48	2	3	1
1986 Hagerstown	A	.271	110	337	63	102	15	2	10	58	34	66	5	8	1
1987 Charlotte	AA	.188	60	207	18	39	5	2	4	16	20	59	3	3	1
1988 Charlotte	AA	.201	128	442	49	89	20	3	8	46	30	109	6	3	2
1989 Hagerstown	AA	.210	114	410	37	86	14	4	3	38	26	90	5	2	2

NICOSIA, Steven Shane (OF)**WAUSAU**

Height: 6-2 Weight: 175 Bats: R Throws: R Signed by: Bill Lawlor
Born: Nov 9, '69, Detroit, MI Resides: St Clair Shores, MI Acquired: Orioles 6th selection in June '88 draft.

Personal: Graduated in '88 from Bishop Gallagher (MI) HS, where he lettered 3 times in baseball.

YEAR CLUB	CLS	AVG.	G	AB	R	H	2B	3B	HR	RBI	BB	SO	SB	CS	HP
1988 Bluefield	R	.266	50	192	20	51	5	0	0	14	10	38	10	3	0
1989 Erie	A	.260	60	196	19	51	7	0	0	23	12	31	20	4	2

NORWOOD, Aaron Mays (OF)**BLUEFIELD**

Height: 6-0 Weight: 190 Bats: R Throws: R Signed by: Ed Crosby
Born: Aug 21, '71, Long Beach, CA Resides: Artesia, CA Acquired: Orioles 14th round selection in June '89 draft.

Personal: Graduated from Cerritos (CA) HS in '89. Lettered 3 years in baseball. Father, **Willie**, played for the Minnesota Twins.

YEAR CLUB	CLS	AVG.	G	AB	R	H	2B	3B	HR	RBI	BB	SO	SB	CS	HP
1989 Bluefield	R	.136	42	110	14	15	1	0	0	2	7	32	5	3	2

OQUIST, Michael Lee (RHP)**FREDERICK**

Height: 6-2 Weight: 175 Bats: R Throws: R Signed by: Lane Decker
Born: May 30, '68, La Junta, CO Resides: La Junta, CO Acquired: Orioles
13th round pick in June '89 draft.

Notes: Finished 2nd in the New York-Penn League in strikeouts (110).
Led Erie in wins (7).

Personal: Graduated from La Junta (CO) HS in '86, earning All-Conference honors in football, baseball and basketball. Played baseball at the University of Arkansas and was named All-SWC.

YEAR	CLUB	CLS	W-L	ERA	G	GS	CG	SHO	SV	IP	H	R	ER	BB	SO
1989	Erie	R	7-4	3.59	15	15	1	1	0	98	86	43	39	25	110

ORTIZ, Roberto (OF)**DOMINICAN SUMMER LEAGUE**

Height: 6-1 Weight: 160 Bats: R Throws: R Signed by: Carlos Bernhardt
Born: Jan 6, '70, San Pedro de Macoris, DR Resides: San Pedro de Macoris,
DR Acquired: Non-drafted free agent, signed Nov 24, '88

PADGET, Chris Phillip (1B/OF)**ROCHESTER**

Height: 6-1 Weight: 190 Bats: L Throws: R Signed by: Lamar North
Born: Sep 20, '62, Rochester, NY Resides: Newville, AL Acquired: Orioles
7th choice in June '84 draft.

Notes: 1984: Impressive rookie season, hitting for combined .332 mark at Bluefield and Newark, and totaling 10 hr and 46 rbi in 54 games. 1985: Named 1st baseman on Carolina League All-Star team. Ranked 4th in league in hits (134) and rbi (70), 5th in total bases (183) and 8th in batting (.277). His 10 sac flies were tops in league. 1986: Tied for Southern League lead in intentional walks (9). Finished 3rd in batting (.324—a club record) and slugging pct. (.542) and tied for 5th in triples (7). Hit a grand slam on June 30 vs Birmingham. Named to All-Star team. 1987: Hit grand slam Apr 10 vs Tidewater.

Personal: Attended Deland (FL) HS, and graduated in '80 from Headland HS in Dothan, AL. Won 4 letters in both baseball and basketball. Played on Dothan American Legion team which won 2 state titles. Attended Wallace CC in Dothan for 2 years. Won 2 letters in baseball at Ole Miss, where his coach was **Jake Gibbs**, former Yankee catcher. Was MVP for Rebels as senior, batting .354.

YEAR	CLUB	CLS	AVG.	G	AB	R	H	2B	3B	HR	RBI	BB	SO	SB	CS	HP
1984	Bluefield	R	.308	34	117	23	36	5	2	5	20	19	22	1	0	4
	Newark	A	.373	20	67	15	25	6	1	5	26	8	13	0	0	1
1985	Hagerstown	A	.277	136	483	56	134	20	4	7	70	74	73	11	8	3
1986	Charlotte	AA	.324	127	469	77	152	22	7	22	96	79	66	1	6	3
1987	Rochester	AAA	.257	47	152	16	39	4	0	7	29	15	36	3	1	0
1988	Rochester	AAA	.220	120	377	44	83	21	3	10	44	41	73	2	3	1
1989	Rochester	AAA	.245	118	404	44	99	20	4	9	51	46	65	2	3	3

PARADES, Germon (C)**BLUEFIELD**

Height: 6-1 Weight: 180 Bats: R Throws: R Signed by: Carlos Bernhardt
Born: May 7, '70, Dominican Republic Resides: Dominican Republic
Acquired: Non-drafted free agent, signed June 9, '89.

Notes: Played in Dominican Summer League.

PENA, Jaime Andres (LHP)**WAUSAU**

Height: 5-10 Weight: 170 Bats: L Throws: L Signed by: Orioles Born: Nov 29, '69, Matamoros, Mexico Resides: Matamoros, Mexico Acquired: Signed by Monterrey as free agent in '87. Acquired from Monterrey on Jan 5, '89.

YEAR	CLUB	CLS	W-L	ERA	G	GS	CG	SHO	SV	IP	H	R	ER	BB	SO
1987	Monterrey	MEX	2-0	5.65	20	1	0	0	0	51	69	35	32	25	24
1988	Monterrey	MEX	2-3	4.85	31	6	0	0	1	56	71	35	30	30	37
1989	Erie	A	1-7	8.82	19	7	0	0	0	51	80	57	50	28	27
	Frederick	A	0-0	0.00	1	0	0	0	0	1	0	0	0	1	0

PENNINGTON, Brad Lee (LHP)**WAUSAU**

Height: 6-5 Weight: 205 Bats: L Throws: L Signed by: Mike Ledna
Born: Apr 14, '69, Salem, IN Resides: Salem, IN Acquired: Orioles 12th round pick in June '89 draft.

Notes: 1989: Tied for 2nd in the Appalachian League in starts (14).

Personal: Graduated in '87 from Eastern (IN) HS, where he played baseball and basketball, and ran track. Attended Bellarmine College and Vincennes JC.

YEAR	CLUB	CLS	W-L	ERA	G	GS	CG	SHO	SV	IP	H	R	ER	BB	SO
1989	Bluefield	R	2-7	6.58	15	14	0	0	0	64	50	58	47	74	81

PERAZA, Oswald Jose (RHP)**WAUSAU**

Height: 6-4 Weight: 209 Bats: R Throws: R Signed by: Toronto
Born: Oct 19, '62, Puerto Cabello, Venezuela Resides: Puerto Cabello, Venezuela Acquired: Signed by Toronto as a non-drafted free agent, Feb 2, '81. Acquired by the Orioles from Toronto along with pitcher **Jose Mesa** for pitcher **Mike Flanagan** on Aug 31, '87.

Notes: 1983: After breaking into pro baseball in '81 as a catcher, was converted to a pitcher at Bradenton. 1984: Named Blue Jays "Minor League Player of the Month" in May. 1985: Tied for 4th in the Carolina League in starts (25). Struck out a season-high 11 on 2 occasions. 1987: Finished 4th in Southern League in era (3.12). Tied **Jose Mesa** with 10 wins for club lead. 1988: Started the season in Baltimore. Was the only Oriole to win more than 2 consecutive starts when he won 3 in a row; July 28-Aug 6.

Personal: Attended Miguel Pena (Venezuela) HS.

YEAR	CLUB	CLS	W-L	ERA	G	GS	CG	SHO	SV	IP	H	R	ER	BB	SO
1983	Bradenton	A	0-1	5.39	3	3	0	0	0	14	16	16	9	11	11
1984	Florence	A	8-7	3.14	31	13	4	0	6	137	108	67	52	62	104
1985	Kinston	A	6-10	3.20	25	25	2	1	0	155	132	69	55	72	134
	Knoxville	AA	5-2	4.06	9	8	1	0	0	51	53	31	23	30	28
1986	Knoxville	AA	7-4	4.19	26	16	0	0	2	107	101	58	50	54	80
	Syracuse	AAA	0-0	11.57	2	0	0	0	0	2	3	3	3	4	2
1987	Syracuse	AAA	10-7	3.12	28	19	3	0	1	133	122	63	46	33	105
1988	Baltimore	AL	5-7	5.55	19	15	1	0	0	86	98	62	53	37	61
	Rochester	AAA	3-0	2.89	6	6	1	0	0	44	35	14	14	9	36
1989															

(Did Not Play)

REYNOLDS, Douglas Scott (C)**FREDERICK**

Height: 6-2 Weight: 200 Bats: R Throws: R Signed by: Jim Gilbert
Born: Mar 4, '68, Tallahassee, FL Resides: Tallahassee, FL Acquired: Orioles
33rd round pick in June '89 draft.

Personal: Graduated from North Florida Christian HS in '86. Named All-State in football and baseball, and played basketball. Attended Liberty (VA) University.

YEAR	CLUB	CLS	AVG.	G	AB	R	H	2B	3B	HR	RBI	BB	SO	SB	CS	HP
1989	Erie	A	.189	35	106	19	20	5	0	4	13	21	30	0	0	0

RHODES, Arthur Lee (LHP)**FREDERICK**

Height: 6-2 Weight: 190 Bats: L Throws: L Signed by: Ray Crone
Born: Oct 24, '69, Waco, TX Resides: Waco, TX Acquired: Orioles 3rd selection in June '88 draft.

Notes: 1988: Averaged 1.26 strikeouts an inning and in his last appearance of the season struck out a season-high 7 Elizabethethon batters. 1989: Was 2-0 with a 1.69 era and 46 strikeouts in the Instructional League.

Personal: Graduated in '88 from LaVega (TX) HS, where he played baseball and football.

YEAR	CLUB	CLS	W-L	ERA	G	GS	CG	SHO	SV	IP	H	R	ER	BB	SO
1988	Bluefield	R	3-4	3.31	11	7	0	0	0	35	29	17	13	15	44
1989	Erie	A	2-0	1.16	5	5	1	0	0	31	13	7	4	10	45
	Frederick	A	2-2	5.18	7	6	0	0	0	24	19	16	14	19	28

RICCI, Charles Mark (RHP)**HAGERSTOWN**

Height: 6-2 Weight: 180 Bats: R Throws: R Signed by: Carl Moesche
Born: Nov 20, '68, Abington, PA Resides: Medford, NJ Acquired: Orioles' 5th selection in June '87 draft.

Notes: 1988: Finished 2nd in the Appalachian League in starts (14). Tossed a 2-hitter Aug 28 vs Princeton. 1989: Tied for 1st in Midwest League for complete games (9). Named to the Midwest League All-Star team.

Personal: Graduated Shawnee (NJ) HS in '87. Lettered 4 times in baseball, twice in basketball and once in football. Twice made All-County and All-South Jersey baseball teams.

YEAR	CLUB	CLS	W-L	ERA	G	GS	CG	SHO	SV	IP	H	R	ER	BB	SO
1987	Bluefield	R	5-5	6.50	13	12	1	0	0	62	74	52	45	38	40
1988	Bluefield	R	4-6	6.66	14	14	1	0	0	73	92	61	54	48	73
1989	Waterloo	A	10-12	2.98	29	25	9	0	0	181	160	89	60	59	89

RICHARDSON, Michael Arthur (1B)**FREDERICK**

Height: 6-2 Weight: 173 Bats: L Throws: L Signed by: Jerry Zimmerman
Born: Mar 27, '66, San Bernardino, CA Resides: Tigard, OR Acquired: Orioles 18th choice in June '88 draft.

Personal: Graduated from Tigard (OR) HS in '84. Lettered 3 times in baseball. Graduated in '88 from Portland State University, where he was a 4-time letterman. Named to All-Conference team in '88.

YEAR CLUB	CLS	AVG.	G	AB	R	H	2B	3B	HR	RBI	BB	SO	SB	CS	HP
1988 Bluefield	R	.279	44	154	25	43	8	0	1	25	19	26	3	0	1
1989 Erie	A	.345	32	113	18	39	7	0	6	23	14	21	0	0	0

RIDDLE, David Wayne (RHP)**FREDERICK**

Height: 6-1 Weight: 175 Bats: R Throws: R Signed by: Bill Miller
Born: Jan 27, '67, San Diego, CA Resides: San Diego, CA Acquired: Orioles' 20th round choice in June '89 draft.

Personal: Lettered twice in baseball at Madison (CA) HS. Graduated from San Diego University, where he played baseball for 4 years.

YEAR CLUB	CLS	W-L	ERA	G	GS	CG	SHO	SV	IP	H	R	ER	BB	SO
1989 Erie	A	2-4	4.24	14	1	0	0	2	23	34	19	11	11	26

RODRIGUEZ, Danilo A. (RHP)**BLUEFIELD**

Height: 6-3 Weight: 180 Bats: R Throws: R Signed by: Carlos Bernhardt
Born: Dec 6, '68, Monte Christy, DR Resides: Monte Christy, DR Acquired: Non-drafted free agent, signed Feb 16, '87.

Notes: 1989: Played in the Dominican Summer League.

YEAR CLUB	CLS	W-L	ERA	G	GS	CG	SHO	SV	IP	H	R	ER	BB	SO
1987 Bluefield	R	0-1	9.16	8	2	0	0	0	19	29	23	19	10	10
1988														
1989														

ROSE, Peter Edward, II (3B)**FREDERICK**

Height: 6-1 Weight: 180 Bats: L Throws: R Signed by: Bill Lawlor
Born: Nov 16, '69, Cincinnati, OH Resides: Cincinnati, OH Acquired: Orioles 13th choice in June '88 draft.

Notes: 1989: Chosen as the Carolina League's 8th best prospect by Baseball America.

Personal: Graduated from Oak Hill (OH) HS in '88. Lettered 4 times in baseball and won batting title in '88. Also played basketball. Son of baseball's all-time hit leader, **Pete Rose**.

YEAR CLUB	CLS	AVG.	G	AB	R	H	2B	3B	HR	RBI	BB	SO	SB	CS	HP
1989 Frederick	A	.179	24	67	3	12	3	0	0	7	0	15	1	1	1
Erie	A	.276	58	228	30	63	13	5	2	26	12	35	1	1	1

ROSO, James Raymond (C)**WAUSAU**

Height: 6-2 Weight: 185 Bats: R Throws: R Signed by: Jerry Zimmerman
Born: Oct 2, '69, Portland, OR Resides: Portland, OR Acquired: Orioles 21st round pick in June '89 draft.

Personal: Graduated in '87 from Aloha (OR) HS, where he earned All-League honors. Named 1st team All-League twice at Linn-Benton CC.

YEAR CLUB	CLS	AVG.	G	AB	R	H	2B	3B	HR	RBI	BB	SO	SB	CS	HP
1989 Bluefield	R	.307	48	153	32	47	10	0	4	25	22	25	0	3	4

RUIZ, Estuar (SS)**BLUEFIELD**

Height: 5-11 Weight: 175 Bats: S Throws: R Signed by: Miguel Machado
Born: Dec 10, '72, Caracas, Venezuela Resides: Caracas, Venezuela
Acquired: Non-drafted free agent, signed Dec 15, '89.

SAAVEDRA, Francisco Antonio (LHP)**BLUEFIELD**

Height: 6-1 Weight: 185 Bats: L Throws: L Signed by: Luis Rosa (Texas)
Born: Mar 16, '70, Chitri-Herrera, Panama Resides: Chitri-Herrera, Panama
Acquired: Signed by Texas as a free agent, Jan 20, '87. Released by Texas in '89 and signed by Orioles as free agent, May 12, '89. Recommended by scout Camilo Nunez.

YEAR CLUB	CLS	W-L	ERA	G	GS	CG	SHO	SV	IP	H	R	ER	BB	SO
1987 Sara Rangers	A	1-2	2.75	12	6	0	0	0	36	37	13	11	7	30
1988 Butte	A	0-0	15.00	3	0	0	0	0	3	6	6	5	4	5
1989 Sara Rangers	A	0-0	1.35	2	0	0	0	0	6	5	1	1	2	11

Dominican Summer League

SANDER, Michael Anthony (RHP)**HAGERSTOWN**

Height: 6-0 Weight: 178 Bats: R Throws: R Signed by: Carl Moesche
Born: July 15, '65, Palmertown, PA Resides: Palmertown, PA Acquired: Non-drafted free agent, signed Aug 22, '86, for '87 season. Previously drafted by Atlanta (Jan '84) but did not sign.

Notes: 1987: Tied for 2nd in Appalachian League in wins (9) and complete games (5). Pitched a 3-hitter Aug 31 vs Batavia. 1988: Tied for Carolina League lead in wins (14) and was 4th best pitcher in caught stealing pct (.526). Fifth best starter in least walks per nine innings pitched ratio (2.90).

Personal: Graduated in '83 from Palmerton Area (PA) HS, where he lettered 3 times in both baseball and football. Named baseball MVP his senior year. Attended Chipola (FL) JC, where he played baseball and was twice named to All-Conference team and once to All-State. Attended University of Alabama and played baseball.

YEAR CLUB	CLS	W-L	ERA	G	GS	CG	SHO	SV	IP	H	R	ER	BB	SO
1987 Newark	A	9-4	3.40	15	14	5	1	0	95	82	42	36	20	76
1988 Hagerstown	A	14-11	3.65	27	26	4	0	0	165	174	78	67	53	75
1989 Hagerstown	AA	9-10	4.49	32	14	1	0	1	120	122	70	60	48	62

SCHMIDT, Keith Allan (OF)**WAUSAU**

Height: 6-2 Weight: 190 Bats: L Throws: R Signed by: Ray Crone
Born: Feb 25, '71, Houston, TX Resides: Burton, TX Acquired: Orioles 1st pick in the 2nd round of June '89 draft.

Notes: 1989: Hit 2 home runs on June 19 vs Princeton, his 1st professional game: a solo shot on his 1st at bat and a grand slam in his 3rd.

Personal: Graduated from Burton (TX) HS in '89. Named All-State in baseball. Also played football and basketball, and ran track.

YEAR CLUB	CLS	AVG.	G	AB	R	H	2B	3B	HR	RBI	BB	SO	SB	CS	HP
1989 Bluefield	R	.227	55	194	28	44	10	1	5	32	17	71	6	6	2

SHAMBURG, Kenneth Lee (1B-3B)**FREDERICK**

Height: 6-2 Weight: 215 Bats: R Throws: R Signed by: Ed Sprague
Born: Jan 31, '67, Redding, CA Resides: Redding, CA Acquired: Non-drafted free agent, signed June 28, '89.

Notes: 1989: Hit a home run in his 1st professional at bat. Named Carolina League Player of the Week for July 16-22.

Personal: Graduated in '85 from Enterprise (CA) HS, where he played football, baseball and basketball. Played at Louisiana Tech and hit 20 homers in 57 games as a senior, and 21 in 61 games as a junior.

YEAR CLUB	CLS	AVG.	G	AB	R	H	2B	3B	HR	RBI	BB	SO	SB	CS	HP
1989 Frederick	A	.254	52	201	27	51	8	0	7	40	24	34	2	0	0

SHINGLEDECKER, Gary Lee (IF)**FREDERICK**

Height: 5-11 Weight: 175 Bats: R Throws: R Signed by: Jim Gilbert
Born: Sep 7, '67, Franklin, PA Resides: Franklin, PA Acquired: Orioles 11th round pick in June '89 draft.

Personal: Graduated from Franklin (PA) HS in '86. Led the baseball team in hitting all 4 years. Earned All-ACC honors at North Carolina State. Hit 2 home runs against Wake Forest in ACC tournament to tie the game in the 7th inning and win it in the 9th.

YEAR CLUB	CLS	AVG.	G	AB	R	H	2B	3B	HR	RBI	BB	SO	SB	CS	HP
1989 Erie	A	.226	51	146	13	33	5	1	1	12	20	25	3	1	1

SIERADZKI, Allen Douglas (RHP)**WAUSAU**

Height: 6-5 Weight: 185 Bats: R Throws: R Signed by: Tim Luginbuhl
Born: May 8, '67, Akron, OH Resides: Westerville, OH Acquired: Non-drafted free agent, signed June 28, '89.

Personal: Graduated from Westerville South (OH) HS in '85. Played 4 years at Rio Grande College.

YEAR CLUB	CLS	W-L	ERA	G	GS	CG	SHO	SV	IP	H	R	ER	BB	SO
1989 Bluefield	R	1-3	5.3	17	1	0	0	2	27.1	43	27	22	14	27

SLOMKOWSKI, Richard Joseph (RHP)**FREDERICK**

Height: 6-5 Weight: 210 Bats: R Throws: R Signed by: Bob Long
Born: Mar 21, '66, Rochester, NY Resides: Fairport, NY Acquired: Non-drafted free agent, signed Sep 1, '87.

Notes: 1988: Hurlled a shutout July 9 vs Wytheville.

Personal: Graduated from Fairport (NY) HS in '83. Lettered twice in baseball, earning All-City and All-County honors. Graduated from the University of Montevallo in '87, where he earned 4 baseball letters.

YEAR CLUB	CLS	W-L	ERA	G	GS	CG	SHO	SV	IP	H	R	ER	BB	SO
1988 Bluefield	R	2-6	5.26	13	9	1	1	0	65	79	51	38	17	40
1989 Waterloo	A	3-4	4.54	43	2	1	0	3	85	79	50	43	48	28

SMITH, Richard (LHP)**FREDERICK**

Height: 6-3 Weight: 195 Bats: L Throws: L Signed by: Orioles Born: Jan 26, '67, Penfield, NY Resides: Penfield, NY Acquired: Non-drafted free agent, signed July 28, '89.

Personal: Graduated from Irondequoit (NY) HS. Named team MVP and All-County in junior and senior years. Graduated from the University of Maryland in '89. Won 5 games, including 4 complete, as a junior.

YEAR CLUB	CLS	W-L	ERA	G	GS	CG	SHO	SV	IP	H	R	ER	BB	SO
1989 Erie	A	0-2	6.95	12	1	0	0	0	22	28	21	17	16	18

STANHOPE, Chester Durwood (Chuck) (RHP)**ROCHESTER**

Height: 6-4 Weight: 190 Bats: R Throws: R Signed by: Lamar North
Born: Mar 23, '64, Pensacola, FL Resides: Pensacola, FL Acquired: Orioles 3rd pick in June '85 draft.

Notes: 1985: Led Appalachian League pitchers in appearances (26) and ranked 4th in saves (5) and finishes (17). 1986: Led Carolina League in winning pct. (.824), tied for 2nd in wins (14) and 3rd in era (2.80). Fired a 3-hitter on Aug 20 vs Peninsula. 1987: Named "Player of the Week" for May 3-9.

Personal: Graduated from Pensacola (FL) HS in '82. Lettered 3 years in baseball and earned MVP honors in his senior season. Played baseball at Pensacola JC and was 3rd team All-American at Troy State in '85.

YEAR CLUB	CLS	W-L	ERA	G	GS	CG	SHO	SV	IP	H	R	ER	BB	SO
1985 Bluefield	R	2-4	4.42	26	3	1	0	5	57	57	35	28	17	29
Hagerstown	A	0-0	3.86	2	0	0	0	0	5	5	2	2	0	4
1986 Hagerstown	A	14-3	2.80	32	18	4	1	0	148	126	64	46	52	86
1987 Charlotte	AA	12-7	4.17	33	23	3	0	0	164	190	99	76	37	69
1988 Charlotte	AA	7-8	3.01	21	21	1	0	0	144	127	58	48	40	97
Rochester	AAA	2-1	4.34	5	4	1	0	0	29	27	17	14	9	20
1989 Hagerstown	AA	1-3	2.88	6	6	1	0	0	41	38	14	13	12	21
Rochester	AAA	5-4	4.25	28	12	2	0	0	91	113	57	43	30	57

STANICEK, Peter Louis (IF/OF)**ROCHESTER**

Height: 5-11 Weight: 183 Bats: S Throws: R Signed by: George Lauzerique
Born: Apr 18, '63, Harvey, IL Resides: Park Forest, IL Acquired: Orioles 9th round pick in June '85 draft.

Notes: 1985: Led New York-Penn League 2nd basemen in putouts (162) and double plays (50). Led Newark in hits (64) and walks (51). 1986: Led Carolina League in stolen bases (77), on-base pct. (.438) and hbp (9). 1987: Led Southern League in on-base pct. (.406) and was 3rd in batting (.315). Played in All-Star game. Made major league debut with Orioles Sep 1, starting 28 games in that month as a lead-off hitter. 1988: Started the season with Rochester. Recalled on Apr 29, and helped Orioles break 21-game losing streak with 2 hits and one rbi. Played in 83 games with the Orioles and led the team with 12 stolen bases.

Personal: Graduated from Rich East (IL) HS in '81. Lettered in baseball, football and basketball. Graduated from Stanford University, where he played baseball with **Jeff Ballard**. Participated in College World Series.

YEAR CLUB	CLS	AVG.	G	AB	R	H	2B	3B	HR	RBI	BB	SO	SB	CS	HP
1985 Newark	R	.215	69	255	39	64	12	1	2	25	51	44	30	4	6
1986 Hagerstown	A	.317	127	457	115	145	24	2	6	67	91	47	77	17	9
1987 Charlotte	AA	.315	88	337	78	106	18	4	8	50	46	46	30	10	8
Rochester	AAA	.297	38	145	29	43	13	0	2	16	24	21	8	4	2
Baltimore	AL	.274	30	113	9	31	3	0	0	9	8	19	8	1	2
1988 Rochester	AAA	.174	19	69	13	12	2	1	2	8	10	18	7	1	0
Baltimore	AAA	.230	83	261	29	60	7	1	4	17	28	45	12	6	4
1989 Hagerstown	AA	.253	47	154	15	39	7	0	0	13	26	27	6	1	1

STEPHAN, Todd (RHP)**FREDERICK**

Height: 6-3 Weight: 205 Bats: L Throws: R Signed by: Jim Thrift (Peninsula) Born: May 28, '66, LaCrosse, WI Resides: Onalaska, WI Acquired: Non-drafted free agent, signed Mar '89 with independent club, Peninsula, of the Carolina League, and released Sep '89. Signed as free agent by Orioles Feb 5, '90.

Personal: Graduated from Onalaska (WI) HS in '84. Earned All-Conference 3 times and All-Region twice in baseball. Was also All-Conference in basketball and football. Attended Valley City State College, Bethany Lutheran College and Point Park College.

YEAR CLUB	CLS	W-L	ERA	G	GS	CG	SHO	SV	IP	H	R	ER	BB	SO
1989 Peninsula	A	6-8	4.72	35	16	1	1	1	145	150	87	76	63	103

STIEGELE, Robert Bruce (IF)**FREDERICK**

Height: 6-1 Weight: 185 Bats: R Throws: R Signed by: Orioles Born: Apr 23, '67, New York, NY Resides: Fort Lauderdale, FL Acquired: Non-drafted free agent, signed Apr 9, '89.

Personal: 1984 graduate of Cardinal Gibbons (FL) HS. Played baseball and football. Played baseball for Wake Forest University.

YEAR CLUB	CLS	AVG.	G	AB	R	H	2B	3B	HR	RBI	BB	SO	SB	CS	HP
1989 Bluefield	R	.330	55	179	37	59	12	1	9	31	34	35	5	1	4

SUTTON, Douglas Alan (RHP)**WAUSAU**

Height: 6-3 Weight: 195 Bats: R Throws: R Signed by: Floyd Baker
Born: Aug 5, '67, Bowling Green, KY Resides: Bowling Green, KY Acquired: Minnesota's 7th round pick in June '88 draft. Released by Minnesota in '89 and signed by Orioles as free agent, June 23, '89.

Personal: Played baseball and basketball at Bowling Green (KY) HS and baseball for the University of Kentucky.

YEAR CLUB	CLS	W-L	ERA	G	GS	CG	SHO	SV	IP	H	R	ER	BB	SO
1988 Elizabethton	R	5-5	3.49	13	13	3	0	0	85	68	42	33	36	63
1988 Bluefield	R	1-3	6.48	11	10	0	0	0	42	56	42	30	29	36

TAYLOR, Thomas (Tommy) Antonio (RHP)**FREDERICK**

Height: 6-1 Weight: 185 Bats: R Throws: R Signed by: Jim Gilbert
Born: July 16, '70, Charlottesville, VA Resides: Louisa, VA Acquired: Orioles 2nd pick in the 2nd round in '89 June draft.

Personal: Earned All-District 3 times and All-Region and All-State twice at Louisa Co. (VA) HS. Named Gatorade "Player of the Year" in 1989. Father, **Francis**, played in the Washington Senators organization.

YEAR CLUB	CLS	W-L	ERA	G	GS	CG	SHO	SV	IP	H	R	ER	BB	SO
1989 Bluefield	R	1-3	6.48	11	10	0	0	0	41.2	56	42	30	29	36

TEIXEIRA, Joseph Richard (RHP)**FREDERICK**

Height: 6-3 Weight: 190 Bats: R Throws: R Signed by: Leo Labossiere
Born: Mar 16, '67, Worcester, MA Resides: Worcester, MA Acquired: Non-drafted free agent, signed June 17, '89.

Personal: Graduated from South (MA) HS in '85. Was named All-City in baseball and football. Graduated from the University of New Hampshire in '89, earning All-State honors and was an ECAC All-Star. Played in New England College All-Star game at Fenway Park.

YEAR CLUB	CLS	W-L	ERA	G	GS	CG	SHO	SV	IP	H	R	ER	BB	SO
1989 Bluefield	R	2-2	4.05	19	0	0	0	2	47	58	32	21	12	33

THORPE, Paul Andrew (RHP)**ROCHESTER**

Height: 6-7 Weight: 210 Bats: R Throws: R Signed by: Lefty Bagg
Born: Sep 23, '65, Scarborough, Ontario, Canada Resides: Scarborough, Ontario Acquired: Non-drafted free agent, signed Nov 12, '83.

Notes: 1984: Led Appalachian League in relief points (20) to win Rolands Award. Also topped league in games finished (21) and was 5th in appearances (25). 1987: Cumulative era of 2.34 at Hagerstown and Miami. 1988: Led the Southern League in appearances (64) and was 4th in games finished (43). Averaged a strikeout an inning out of the bullpen. 1989: Finished 3rd in the Eastern League in games finished (34).

PAUL ANDREW THORPE (Cont.)

YEAR CLUB	CLS	W-L	ERA	G	GS	CG	SHO	SV	IP	H	R	ER	BB	SO
1984 Bluefield	R	4-2	2.67	25	0	0	0	7	30	20	10	9	18	28
1985 Daytona Beach	A	1-5	2.51	24	0	0	0	4	29	33	12	8	16	9
Newark	A	4-4	3.77	25	0	0	0	5	29	19	15	12	18	20
1986 Hagerstown	A	3-4	5.07	33	0	0	0	3	55	67	34	31	30	36
1987 Hagerstown	A	3-1	2.57	33	0	0	0	6	56	59	18	16	21	35
Miami	A	0-1	0.96	8	0	0	0	2	9	4	2	1	3	11
1988 Charlotte	AA	6-5	2.67	64	0	0	0	12	88	80	32	26	45	88
1989 Hagerstown	AA	4-5	3.71	39	0	0	0	7	53	53	25	22	20	31
Rochester	AAA	2-1	2.66	14	0	0	0	1	20	18	7	6	6	12

TIRADO, Aristarco (RHP)

ROCHESTER

Height: 5-9 Weight: 160 Bats: R Throws: R Signed by: Joe McIlvaine (Mets) Born: Mar 31, '63, Manati, PR Resides: Vega Baja, PR Acquired: Non-drafted free agent, signed by Mets for '81 season. Released Sep '82. Signed as free agent by Yankees Mar 9, '85. Signed by Orioles as 6-year minor league free agent, Dec 10, '89.

YEAR CLUB	CLS	W-L	ERA	G	GS	CG	SHO	SV	IP	H	R	ER	BB	SO
1981 Kingsport	A	1-8	5.70	13	13	1	0	0	71	76	61	45	48	41
1982 Kingsport	A	0-5	7.52	13	2	0	0	0	32	51	39	27	13	28
1983														
1984														
1985 Oneonta	A	2-3	1.99	22	1	0	0	3	45	20	15	10	15	68
1986 Fort Lauderdale	A	3-4	3.88	21	4	0	0	2	65	68	36	28	26	57
Albany	AA	1-0	1.86	4	0	0	0	0	9	12	2	2	3	7
Columbus	AAA	0-0	2.25	8	0	0	0	0	16	17	5	4	6	13
1987 Prince William	A	8-1	3.09	32	0	0	0	5	47	37	25	16	24	54
1988 Albany	AA	5-5	3.65	34	3	1	0	7	69	53	31	28	23	54
1989 Albany	AA	1-2	5.26	11	2	0	0	0	26	25	19	15	10	21
El Paso	AA	3-3	6.36	15	6	0	0	0	52	66	41	37	32	42

TURNER, Shane Lee (IF)

ROCHESTER

Height: 5-10 Weight: 190 Bats: L Throws: R Signed by: Don Lindberg (Yankees) Born: Jan 8, '63, Los Angeles, CA Resides: Chino Hills, CA Acquired: Yankees 6th round pick in June '85 draft. Traded to Philadelphia on June 10, '87, along with Keith Hughes for Mike Easler. Traded to Orioles, June 1, '89, in exchange for John Posey.

Notes: 1987: Batted .339 for Reading. Named to the Eastern League All-Star team. 1988: Appeared in 13 games with the Phillies.

Personal: Graduated from Garey (CA) HS and attended Cal-State Fullerton, where he was 9th in the nation in hits (108) in '85 and batted .406, 2nd in the Pacific Coast Athletic Conference.

YEAR CLUB	CLS	AVG.	G	AB	R	H	2B	3B	HR	RBI	BB	SO	SB	CS	HP
1985 Oneonta	A	.246	64	228	35	56	7	3	0	26	35	44	12	0	3
1986 Fort Lauderdale	A	.320	66	222	48	71	12	2	2	36	51	35	12	8	3
1987 Columbus	AAA	.224	25	76	10	17	0	2	0	7	5	16	2	1	0
Albany/Reading	AA	.334	94	356	69	119	19	7	4	55	33	38	5	7	4
1988 Maine	AAA	.179	38	117	10	21	3	1	0	9	7	21	2	2	1
Reading	AA	.298	78	295	52	88	11	6	3	21	26	53	14	2	7
Philadelphia	NL	.171	13	35	1	6	0	0	0	1	5	9	0	0	0
1989 Reading	AA	.199	46	141	18	28	5	1	1	11	27	13	3	2	2
Rochester	AAA	.222	59	194	31	43	6	1	2	19	19	33	6	4	1

VALDEZ, Jhonny, Rosario (OF)

DOMINICAN SUMMER LEAGUE

Height: 6-0 Weight: 180 Bats: R Throws: R Signed by: George Lauzerique Born: Aug 15, '69, Dominican Republic Resides: Dominican Republic Acquired: Non-drafted free agent, signed Oct 24, '87.

Notes: Played in Dominican Summer League '88, '89 and will play there in '90.

VILLARREAL, Vernon Edgar (IF)

BLUEFIELD

Height: 5-10 Weight: 175 Bats: L Throws: R Signed by: Camilo Nunez Born: Oct 7, '69, Panama Resides: Los Chorrera, Panama Acquired: Non-drafted free agent, signed July 18, '88.

Notes: Played in the Dominican Summer League in '88 and '89.

VOIGT, John (Jack) David (OF)

HAGERSTOWN

Height: 6-1 Weight: 170 Bats: R Throws: R Signed by: Ray Crone Born: May 17, '66, Sarasota, FL Resides: Osprey, FL Acquired: Orioles 10th selection in June '87 draft.

Notes: 1987: Led New York-Penn League in batting (.320) and 3rd basemen in fielding pct. (.941) and double plays (16). Finished 5th in home runs (11). Hit 2 grand slams vs Erie June 19 and July 18. Earned spot on All-Star team. Named Topps "Player of the Month" and NY-Penn League "Player of the Year." 1989: Third in the Carolina League in rbi (77) and led all outfielders in fielding pct. (.990). Hit a grand slam Aug 3 vs Prince William.

Personal: Graduated in '84 from Venice (FL) HS, where he lettered 3 times in baseball and was twice named to All-District and All-Area teams. Attended Louisiana State University, where he was a 2-year letterman and a member of the '87 All-College World Series team.

YEAR CLUB	CLS	AVG.	G	AB	R	H	2B	3B	HR	RBI	BB	SO	SB	CS	HP
1987 Newark	A	.320	63	219	41	70	10	1	11	52	33	45	1	3	0
Hagerstown	A	.111	2	9	0	1	0	0	0	1	1	4	0	0	0
1988 Hagerstown	A	.226	115	367	62	83	18	2	12	42	66	92	5	2	6
1989 Frederick	A	.264	127	406	61	107	26	5	10	77	62	106	17	2	4

WEARING, Melvin Hudson, Jr. (1B)

WAUSAU

Height: 6-3 Weight: 240 Bats: R Throws: R Signed by: Jim Gilbert Born: Apr 19, '67, New Haven, CT Resides: West Haven, CT Acquired: Orioles 25th round pick in June '89 draft.

Notes: 1989: Finished 3rd in the New York-Penn League in walks (45) and tied for 3rd in home runs (10).

Personal: Graduated from West Haven (CT) HS in '85. Named All-Conference in baseball and football. Named All-Conference at Norfolk State.

YEAR CLUB	CLS	AVG.	G	AB	R	H	2B	3B	HR	RBI	BB	SO	SB	CS	HP
1989 Erie	R	.253	60	170	26	43	6	1	10	22	45	51	0	1	1

WHEATCROFT, Robert David (RHP)

FREDERICK

Height: 6-2 Weight: 180 Bats: R Throws: R Signed by: Paul Fryer Born: July 28, '67, Van Nuys, CA Resides: Reseda, CA Acquired: Orioles 32nd round pick in June '89 draft.

Personal: Played baseball at Cleveland and Reseda (CA) HS. Attended Cal State-Northridge, earning 2nd team All-League in '89.

YEAR CLUB	CLS	W-L	ERA	G	GS	CG	SHO	SV	IP	H	R	ER	BB	SO
1989 Bluefield	R	4-3	5.29	10	7	0	0	1	49	56	35	29	11	36

WILLIAMS, Earl Jackson (C)

WAUSAU

Height: 6-1 Weight: 210 Bats: R Throws: R Signed by: Jim Gilbert Born: Dec 28, '67, Glen Burnie, MD Resides: Baltimore, MD Acquired: Orioles 44th round pick in June '88 draft, signed for '89 season.

Personal: Graduated in '86 from Andover (MD) HS, where he played baseball and football. Attended Catonsville CC.

YEAR CLUB	CLS	AVG.	G	AB	R	H	2B	3B	HR	RBI	BB	SO	SB	CS	HP
1989 Bluefield	R	.270	43	126	20	34	6	0	6	28	20	42	3	2	2

WILLIAMS, Robert James (RHP)

HAGERSTOWN

Height: 6-3 Weight: 200 Bats: R Throws: R Signed by: Orioles Born: Nov 26, '64, Buffalo, NY Resides: Orchard Park, NY Acquired: Orioles 7th selection in Jan '86 draft.

Notes: 1987: Tossed 10-inning 3-hitter, July 22 vs Jamestown. 1988: Combined for 8-5 record with 3.79 era at Hagerstown and Charlotte.

Personal: Graduated from St. Francis (NY) HS in '81. Earned 3 letters in baseball and 2 in cross country. Attended the University of Miami and played for national championship team in '82. Attended Miami-Dade JC and the University of Buffalo.

YEAR CLUB	CLS	W-L	ERA	G	GS	CG	SHO	SV	IP	H	R	ER	BB	SO
1986 Newark	A	0-1	4.66	7	0	0	0	1	10	11	8	5	5	12
1987 Newark	A	6-5	3.60	14	14	3	0	0	95	83	50	38	32	75
1988 Hagerstown	A	7-3	3.18	16	15	3	0	0	96	76	46	34	37	54
Charlotte	AA	1-2	5.40	7	7	0	0	0	37	43	23	22	14	23
1988 Frederick	A	2-3	4.84	24	0	0	0	0	2	45	49	25	24	22
Hagerstown	AA	2-6	6.65	12	8	0	0	0	45	60	39	33	27	18

WILLIAMS, Steven Russell (LHP)**WAUSAU**

Height: 6-1 Weight: 180 Bats: R Throws: L Signed by: Jack Sanford
Born: Nov 5, '69, Bunell, FL Resides: Crescent City, FL Acquired: Orioles
25th selection in June '87 draft.

Personal: Graduated from Crescent City (FL) HS, where he was 3 times All-Area and twice All-County and All-District. Named District and Area "Player of the Year" in '87. Twice struck out 18 in a game.

YEAR CLUB	CLS	W-L	ERA	G	GS	CG	SHO	SV	IP	H	R	ER	BB	SO
1987 Bluefield	R	1-1	2.70	6	2	0	0	0	17	20	7	5	4	13
1988 Bluefield	R	5-5	3.48	18	7	1	0	1	62	59	34	24	21	44
1989 Erie	A	3-4	5.90	19	6	1	1	0	61	91	59	40	10	47

ZAUN, Gregory Owen (C)**BLUEFIELD**

Height: 5-10 Weight: 170 Bats: S Throws: R Signed by: Paul Fryer
Born: Apr 14, '71, Glendale, CA Resides: Glendale, CA Acquired: Orioles
17th selection in June '89 draft. Signed for '90 season.

Personal: Graduated from St Francis (CA) HS in '89. Nephew of former Orioles catcher, **Rick Dempsey**.

ORIOLES '90 PROMOTION SCHEDULE

DAY	DATE	ITEM/EVENT	SPONSOR	ELIGIBLE
Thu-Fri	Apr 19/20	Calendars	WBAL Radio	E
Sat	Apr 21	Wallets	Smokey Bear	K
Sun	Apr 22	Baseball Gloves	Coca Cola	K
Sat	Apr 28	Starting Lineup Collectibles	Kenner Products	K
Sun	Apr 29	Oldtimers Game	The Equitable Financial Companies	K
Fri	May 18	Picnic Coolers	Baltimore Area Toyota Dealers	A
Sun	May 20	Signature Caps	Eskay	E
Fri	June 8	Flop Hats	Miller Lite	A21+
Sun	June 10	Neon Caps	Breyers Ice Cream	K
Fri	June 15	Squeeze Bottles	Texaco	A
Sun	June 17	Corduroy Caps	Home Team Sports	A
Thu	June 28	Sunglasses	Crown Petroleum	A
Fri	July 13	Umbrellas	WMAR-Carefirst	A
Sun	July 15	Bats	Gatorade	K
Sat	July 20	Fireworks	98 Rock	E
Sat	July 21	Team Picture/Poster	French Bray Printing	E
Sun	July 22	Relief Pitchers	*M.A.M.M.A.	K
Wed	Aug 1	Sun Visors	Warner Brothers	K
Fri	Aug 3	Tankards	Coors Light	A21+
Sat	Aug 4	Baseball Card Book and Starter Set	Donruss	K
Sat	Aug 18	Jim Palmer Hall of Fame Pin Night	The One Book Yellow Pages	E
Sun	Aug 26	Insulated Lunch Bags	Kool Aid	K
Fri	Sep 21	Fireworks	Colt 45	E
Sat/Sun	Sep 22/23	1991 Schedule Magnets	TBA	TBA

* Middle Atlantic Milk Marketing Association

Note: Additional promotions will be added and schedule is subject to change.

E—Everyone

K—Kids, 14 & under

A21+—Adults, 21 & over

A—Adults, 15 & over

O'S JAPAN TRIPS '71 & '84

The Orioles have made 2 trips to Japan, both sponsored by the Yomiuri Shimbun, Japan's largest newspaper and owners of the Tokyo Giants.

In '71, the O's were 12-2-4 on a 31-day tour and went 8-0 with 3 ties against the Giants who had just captured their 7th straight Japan championship, led by 2 of the country's all-time greatest players, **Shigeo Nagashima** and **Sadaharu Oh**. The O's left on that month long junket just 3 days after losing a 7-game World Series to the Pirates.

The Birds earned the '84 trip by beating the Phillies in the '83 World Series. Despite a 5th place '84 finish, the O's went 4-1 in the first 5 games, all against the Japan Champion Hiroshima Toyo Carp, and 4-1 as well vs. the sponsoring Tokyo Giants. The Birds overall record on that trip was 8-5-1.

In the fall of '86, **Cal Ripken Jr** represented the Orioles on a team of American Major League All-Stars that went 5-1 against an All-Star aggregation from the Japanese Central and Pacific Leagues. . . **Cal** led the Americans in hitting with a .500 average (14-7) . . . See his bio for more details.

DIAMOND VISION VIDEO BOARD

Memorial Stadium's "Diamond Vision" Scoreboard by Mitsubishi stands 25'7" by 33'3" and was installed in 1985. Included among its many capabilities are instant replays, video features, closeups, full color message board displays and animations. It is operated by Orioles Productions Director **Charles Steinberg, DDS**, and a staff of 10.

There are now 20 full color video replay boards in major league ball parks. The "black & white" board in left center field has been in use since the middle of the 1970 season.

How They Joined the Orioles**Free Agent Draft (12)**

Player	When Drafted	Phase	Round	Player	When Drafted	Phase	Round
Ballard	'85, June	Regular	7th	Myers	'87, June	Regular	1st
Bell, E.	'82, June	Regular	9th	Olson	'88, June	Regular	1st
Finley	'87, June	Regular	14th	Ripken, C.	'78, June	Regular	2nd (4th)
Harnisch	'87, June	Regular	3rd	Ripken, B.	'82, June	Regular	11th
McDonald	'89, June	Regular	1st	Telford	'87, June	Regular	4th
Miacki	'83, June	Secondary	2nd	Worthington	'85, June	Secondary	1st

Signed as Undrafted Free Agent (1)

Leo Gomez Dec 13, '85

Signed as Free Agents with Previous Professional Experience (2)

Joe Price Signed Orioles contract, Jan 11, '90

Mickey Tettleton Signed Rochester contract, Apr 6, '88

Signed as 6-year Minor League Free Agents (3)

Kevin Hickey Dec 18, '87

Tim Hulett Nov 11, '88

Mickey Weston Nov 28, '88

Selected in Major League Draft (3)

Jose Bautista from Mets' organization Dec 7, '87 On Waiver Claim (\$50,000)

Mike Smith from Reds' organization Dec 5, '88 On Waiver Claim (\$50,000)

Marty Brown from Reds' organization Dec 4, '89 On Waiver Claim (\$50,000)

Players Acquired in Minor League Trades (2)

Dave Johnson from Astros' organization Mar 31, '89 Assigned to Rochester (AAA)

Stan Jefferson from Yankees' organization Jul 19, '89 Assigned to Rochester (AAA)

Players Acquired from Trades (16)

Name	Acquired From	Date Acquired	Acquired With	Acquired For
Williamson	San Diego	Oct 30, '86	Terry Kennedy (c)	Storm Davis (p)
Gonzales	Montreal	Dec 16, '86		John Stefero (c)
Orsulak	Pittsburgh	Nov 6, '87		Terry Crowley, Jr. (if)
				Rico Rossy (3b)
Tibbs	Montreal	Dec 16, '87	Alfredo Cardwood (p)	John Hoover (p)
				Rick Carriger (p)
				Doug Cinnella (p)
Anderson	Boston	Jul 30, '88	Curt Schilling (p)	Mike Boddicker (p)
Schilling	Boston	Jul 30, '88	Brady Anderson (of)	Mike Boddicker (p)
Hoiles	Detroit	Aug 31, '88	Robinson Garces (p)	Fred Lynn (of)
			Cesar Mejia (p)	
Juan Bell	Los Angeles	Dec 4, '88	Brian Holton (p)	Eddie Murray (if)
			Ken Howell (p)	
Holton	Los Angeles	Dec 4, '88	Juan Bell (if)	Eddie Murray (if)
			Ken Howell (p)	
Milligan	Pittsburgh	Nov 9, '88		Pete Blohm (p)*
Bradley	Philadelphia	Dec 9, '88		Ken Howell (p)
				Gordon Dillard (p)
Melvin	San Francisco	Jan 24, '89		Terry Kennedy (c)
Devereaux	Los Angeles	Mar 11, '89		Mike Morgan (p)
Melendez	San Francisco	Mar 24, '89		Ken Gerhart (of)
Mitchell	New York Mets	Dec 5, '89		Keith Hughes (of)
Brumley	Detroit	Jan 10, '90		Larry Sheets (dh)

* Sent to Pittsburgh Dec 7, '88 to complete deal

ORIOLES AND THE RE-ENTRY DRAFT**PLAYERS LOST****PLAYERS ACQUIRED**

Year	Name	Signed With	Year	Name	Previous Club
1976	Wayne Garland (p)	CLE	1976	Billy Smith (2b)	CAL
	Bobby Grich (2b)	CAL	1978	Steve Stone (p)	CHIWS
	Reggie Jackson (of)	NYN	1980	Jim Dwyer (of)	BOS
	Royle Stillman (of)	CHIWS		Jose Morales (c)	MIN
1977	Dick Drago (p)	BOS	1983	Tom Underwood (p)	OAK
	Ross Grimsley (p)	MONT	1984	Don Aase (p)	CAL
	Elliott Maddox (of)	NYM		Lee Lacy (of)	PIT
1979	Don Stanhouse (p)	LA		Fred Lynn (of)	CAL

SPRING TRAINING NOTES (Cont.)

For the 3rd straight season, the Orioles will play exhibition games at Joe Robbie Stadium in Miami and Robert F. Kennedy Stadium in Washington, D.C. The Orioles have played 5 games at Joe Robbie Stadium over the last two seasons and have drawn the two largest crowds ever to see a major league spring training game in Florida. The O's and the Yankees drew 26,417 last March 25 and 24,247 saw the O's host the Dodgers on March 11, '88.

1989 Spring Training Leaders: Hitting- Mickey Tettleton (.333, 57-19) and Cal Ripken, .324 (68-22). **Home Runs-** Phil Bradley (3). **RBI-** Phil Bradley and Randy Milligan (11 each). **Wins-** Bob Milacki (3). **ERA-** Mike Morgan (2.90).

Orioles Spring Training Records, '54 thru '89: Hitting-Don Lenhardt (.462, 52-24) in '54 and John Shelby (.444, 63-28) in '83. **Home Runs-Tito Francona** in '56, **Frank Robinson** in '66 and **Don Baylor** in '75 (8 each). **RBI-Tito Francona** in '56 and **Gus Triandos** in '59 (25 each).

ORIOLES SPRING RECORDS—1954–1989

YEAR	TRAINING SITE	W-L†	HOME ATT.*	HOME DATES*	YEAR	TRAINING SITE	W-L†	HOME ATT.*	HOME DATES*
1954	Yuma	16-12	10,684	4	1972	Miami	10-8	42,522	10
1955	Daytona B'ch	11-15	14,697	7	1973	Miami	13-11	47,003	13
1956	Scottsdale	10-19	15,699	9	1974	Miami	11-11	40,247	12
1957	Scottsdale	14-19	15,568	9	1975	Miami	18-9	41,623	13
1958	Scottsdale	11-19	16,092	11	1976	Miami	4-11	29,123	8
1959	Miami	17-8	25,771	13	1977	Miami	14-10	51,918	11
1960	Miami	16-13	39,158	19	1978	Miami	13-11	57,812	12
1961	Miami	12-16	46,419	16	1979	Miami	10-15	44,310	12
1962	Miami	13-11	43,816	16	1980	Miami	7-14	30,321	9
1963	Miami	17-10	52,748	14	1981	Miami	12-13	42,262	10
1964	Miami	16-12	49,257	15	1982	Miami	14-12**	29,683	13
1965	Miami	12-16	55,602	14	1983	Miami	15-11**	34,883	15
1966	Miami	15-11	51,372	17	1984	Miami	15-12	34,973	11
1967	Miami	14-13	50,513	11	1985	Miami	14-14	55,659	15
1968	Miami	12-12	47,208	15	1986	Miami	14-15	50,592	13
1969	Miami	19-5	33,210	13	1987	Miami	13-15	54,749	16
1970	Miami	11-12	34,995	11	1988	Miami	9-19	44,567	10
1971	Miami	14-13	45,185	13	1989	Miami	14-15	81,049	15

†Against major league "A" teams only.
*Includes only games played at training site.

**One tie.

ORIOLES' MAJOR LEAGUE (PROFESSIONAL) DRAFT SELECTIONS, 1953 THRU 1989

1954... Chuck Diering, of (\$15,000)	1964... Byron Randolph, p (\$8,000)
Vincio Garcia, of (\$7,500)	Ted Miller, p (\$8,000)
1955... Bob Boyd, 1b (\$10,000)	John Jeter, of (\$8,000)
1956... Tommy Patton, c (\$10,000)	Moe Drabowsky, p (\$25,000)
1957... Bert Hamric, of (\$15,000)	Gene Brabender, p (\$25,000)
1960... Hank Foiles, c (\$25,000)	Owen Johnson, c (\$25,000)
Dave Massarelli, c (\$12,000)	1967... Elrod Hendricks, c (\$25,000)
1961... Billy Short, p (\$25,000)	1968... Larry Miller, p (\$25,000)
Ozzie Virgil, c (\$25,000)	1969... Tom Shopay, of (\$25,000)
Steve Cosgrove, p (\$12,000)	1972... Mike Johnson, p (\$25,000)
1962... Dave May, of (\$12,000)	1976... Mike Dimmel, of (\$25,000)
Paul Blair, of (\$12,000)	1977... Andy Replogle, p (\$25,000)
Roger Sorenson, of (\$8,000)	1987... Jose Bautista, p (\$50,000)
1963... Lou Jackson, of (\$25,000)	1988... Mike (Texas) Smith, p (\$50,000)
Mike Fiore, 1b (\$8,000)	1989... Marty Brown, p (\$50,000)
Jim Jankow, p (\$8,000)	
Bill McMahon, p (\$8,000)	

The major league draft is held annually at baseball's winter meetings, and is followed with a separate selection by National Association clubs from class AAA to A levels. . . . Until 1958, major league clubs could draft players within a range between \$15,000 (for AAA players) and \$2,000 (for class D players) . . . In 1958 the price for big league drafts rose to \$25,000 and in 1985 it became \$50,000.

However, in 1959, a first-year player draft at the big league level was set up to discourage the payment of inordinately large bonus payments to free agents. The new rule provided that first-year players could be selected at the major league level (if not protected on a major league team's 40 man roster) for \$12,000. In 1961, an even lower draft price was set up for more recent first-year players. That figure was \$8,000.

That year, incidentally, the Baltimore organization set a record of sorts by being relieved of 19 eligible first year players (seven during the big league selections and 11 more during the minor league draft). In 1965, the first year player draft began to lose its significance and then disappeared in 1970.

NON-ROSTER PLAYERS—SPRING TRAINING 1990

NON-ROSTER PLAYERS AT SPRING TRAINING (11)																					
No.	PITCHERS	B-T	Ht.	Wt.	Born	Birthplace	Residence	1989 Club	W-L	ERA	G	GS	CG	SV	IP	H	BB	SO	ML Serv.		
58	Aldrich, Jay	RR	6-3	210	4-14-61	Alexandria, LA	Greenfield, WI	Denver	2-4	2.74	31	0	0	15	43.0	44	13	24	1,035		
								Milwaukee	1-0	3.81	16	0	0	1	26.0	24	13	12			
								Atlanta	1-2	2.19	8	0	0	0	12.0	7	6	7			
59	Jones, Mike	LL	6-5	230	7-30-59	Rochester, NY	Pittsford, NY	Rochester	9-7	3.35	31	17	2	129.0	127	42	80	3,033			
63	Linskey, Mike	LL	6-5	215	6-18-66	Baltimore, MD	Baltimore, MD	Frederick	2-2	0.88	9	9	3	0	61.0	47	16	46	0,000		
								Hagerstown	10-6	2.81	18	18	7	0	128.0	108	35	90	0,000		
67	Schwarz, Jeffrey	RR	6-5	176	5-20-64	Ft. Pierce, FL	Ft. Pierce, FL	Hagerstown	0-6	3.91	17	9	0	1	69.0	66	41	78	0,000		
								Rochester	0-2	5.84	9	9	0	2	12.0	5	16	12			
No.	POSITION PLAYERS (7)	B-T	Ht.	Wt.	Born	Birthplace	Residence	1989 Club	Avg.	G	AB	R	H	2B	3B	HR	RBI	BB	SO	SB	ML Serv.*
66	Bass, Randy	LR	6-1	220	3-13-54	Lawton, OK	Lawton, OK	(Did Not Play)	.249	116	425	84	106	19	2	9	48	79	56	3	2,010
60	McKnight, Jeff (of)	SR	6-0	175	2-18-63	Conway, AR	Bee Branch, AR	Tidewater	.250	6	12	2	3	0	0	0	2	1	0	0	0.018
								New York (NL)	.243	76	218	23	53	7	5	4	26	22	46	2	3,082
52	Miller, Darrell (c)	RR	6-2	210	2-26-59	Washington, DC	Yorba Linda, CA	Columbus	.310	57	174	29	54	7	3	5	30	32	35	2	0,000
56	Robbins, Doug (c)	RR	6-1	210	7-6-66	Pittsburgh, PA	Moraga, CA	Frederick	.317	83	284	43	90	19	0	10	50	41	32	2	0,000
61	Segui, Dave (1b)	SL	6-1	170	7-19-66	Kansas City, KS	Kansas City, KS	Hagerstown	.324	44	173	22	58	14	1	1	26	16	16	0	
								Frederick	.194	23	62	8	12	2	1	0	7	4	7	1	0,000
75	Simonds, Dan (c)	RR	6-1	190	2-7-65	Boston, MA	Hyannis, MA	Hagerstown	.246	46	114	7	28	2	1	0	7	9	9	2	
								Rochester	.181	67	199	13	36	3	2	17	19	45	3	0,000	
55	Tackett, Jeff (c)	RR	6-2	195	12-1-65	Fresno, CA	Camarillo, CA														

*172 days constitute a full season.

1990 BALTIMORE ORIOLES ROSTER

Manager Frank Robinson (20)		Coaches: Elrod Hendricks (44); Al Jackson (31); Tom McCraw (40); Curt Motton (47); Johnny Oates (26); Cal Ripken Sr. (7)										Public Relations—Rick Vaughn Traveling Secretary—Phil Itoze										
No.	PITCHERS	(19)	B-T	Ht.	Wt.	Born	Birthplace	Residence	1989 Club	W-L	ERA	G	GS	CG	SV	IP	H	BB	SO	ML Serv.*		
29	Ballard, Jeff	LL	6-2	198	8-13-63	Billings, MT	Cockeysville, MD	Cockeysville, MD	Baltimore	18- 8	3.43	35	35	4	0	215.1	240	57	62	2,030		
48	Bautista, Jose	RR	6-2	210	7-25-64	Bani, D.R.	Pembroke Pines, FL	Pembroke Pines, FL	Baltimore	3- 4	5.31	15	13	0	0	78.0	84	15	37	1,116		
37	Bell, Eric	LL	6-0	165	10-27-63	Modesto, CA	Modesto, CA	Modesto, CA	Hagerstown	4- 4	2.83	15	13	3	0	98.2	84	26	47	1,034		
17	Harnisch, Pete	RR	6-0	207	9-23-66	Modesto, CA	Modesto, CA	Modesto, CA	Rochester	4- 2	1.98	9	7	0	1	43.0	32	11	35	0.135		
45	Hickey, Kevin	LL	6-1	197	2-25-56	Chicago, IL	Commack, NY	Commack, NY	Baltimore	1- 2	4.99	7	7	0	0	39.2	40	15	27	0.135		
51	Holton, Brian	RR	6-0	196	11-29-59	Chicago, IL	Timonium, MD	Timonium, MD	Rochester	5- 5	2.58	12	12	3	0	103.1	97	64	70	0.135		
27	Johnson, Dave	RR	5-11	183	10-24-59	McKeesport, PA	Hunt Valley, MD	Hunt Valley, MD	Baltimore	2- 3	2.92	51	0	0	2	48.1	60	35	59	4.000		
19	McDonald, Ben	RR	6-7	212	11-24-67	Baltimore, MD	Baltimore, MD	Baltimore, MD	Baltimore	5- 7	4.02	39	12	0	0	116.1	140	39	51	3,101		
18	Milacki, Bob	RR	6-4	225	7-28-64	Baton Rouge, LA	Denham Springs, LA	Denham Springs, LA	Rochester	7- 6	3.26	18	14	2	1	105.0	104	31	60	0.083		
24	Mitchell, John	RR	6-2	195	8-11-65	Trenton, NJ	Lake Havasu, AZ	Lake Havasu, AZ	Baltimore	4- 7	4.23	14	14	4	0	89.1	90	28	26	0.031		
38	Myers, Chris	LL	6-2	180	4-14-69	Tampa, FL	Nashville, TN	Nashville, TN	Frederick	0- 0	2.00	2	2	0	0	9.0	10	0	9	0.031		
30	Olson, Gregg	RR	6-4	210	10-11-66	Omaha, NE	Omaha, NE	Omaha, NE	Baltimore	1- 0	8.59	6	0	0	0	7.1	8	4	3	1,020		
23	Pace, Joe	RL	6-4	215	11-29-56	Inglewood, CA	Poway, CA	Poway, CA	Tidewater	14-12	3.74	37	36	7	0	243.0	233	88	113	1,064		
43	Schilling, Curt	RR	6-4	215	11-14-66	Anchorage, AK	Cockeysville, MD	Cockeysville, MD	New York (NL)	11-11	3.03	26	26	7	0	178.1	169	57	86	1,064		
41	Smith, Mike	RR	6-3	190	10-31-63	San Antonio, TX	San Antonio, TX	San Antonio, TX	Frederick	0- 1	6.00	2	0	0	0	3.0	3	4	4	0.000		
21	Telford, Anthony	RR	6-0	175	3- 6-66	San Jose, CA	San Jose, CA	San Jose, CA	Hagerstown	8-10	3.99	22	21	4	0	140.0	138	53	118	0.000		
50	Tibbs, Jay	RR	6-1	183	1- 4-62	Birmingham, AL	Trussville, AL	Trussville, AL	Baltimore	4- 2	2.56	6	6	4	0	45.2	41	12	13	1,032		
34	Weston, Mickey	RR	6-1	187	3-26-61	Flint, MI	Marysville, MI	Marysville, MI	San Fran	5- 2	1.69	64	0	0	27	85.0	57	48	90	9,034		
32	Williamson, Mark	RR	6-0	172	7-21-59	Corpus Christi, TX	San Diego, CA	San Diego, CA	Boston	1- 1	5.79	7	1	0	0	14.0	16	4	10	0.063		
42	Holles, Chris	RR	6-0	208	3-20-65	Bowling Green, OH	Wayne, OH	Wayne, OH	Rochester	2- 5	4.35	31	5	0	0	70.1	71	30	52	0.063		
2	Melvin, Bob	RR	6-4	210	10-28-61	Palo Alto, CA	Germantown, TN	Germantown, TN	Baltimore	13-11	3.21	27	27	9	0	185.0	176	59	109	0.063		
14	Tettleton, Mickey	SR	6-2	212	9-16-60	Oklahoma City, OK	Germantown, AZ	Germantown, AZ	Baltimore	0- 1	6.23	5	1	0	0	8.2	11	3	6	0.033		
									Rochester	2- 4	3.21	36	1	0	7	56.0	45	22	48	0.033		
									Baltimore	0- 0	7.65	19	1	0	0	25.0	25	12	12	0.000		
									Frederick	2- 1	4.21	13	4	0	1	29.2	23	12	19	0.000		
									Rochester	3- 0	0.93	4	5	1	0	24.0	22	10	14	4.139		
									Baltimore	5- 0	2.82	10	8	1	0	54.1	62	20	30	0.106		
									Rochester	8- 3	2.09	23	14	2	4	112.0	103	19	51	0.106		
									Baltimore	1- 0	5.54	7	0	0	0	13.0	18	2	7	0.106		
									Baltimore	10- 5	2.93	65	0	0	0	107.1	105	30	55	2,131		
No.	CATCHERS	(3)	B-T	Ht.	Wt.	Born	Birthplace	Residence	1989 Club	Avg.	G	AB	R	H	2B	3B	HR	RBI	BB	SO	SB	ML Serv.*
42	Holles, Chris	RR	6-0	208	3-20-65	Bowling Green, OH	Wayne, OH	Wayne, OH	Rochester	.245	96	322	41	79	19	1	10	51	31	58	1	0.039
2	Melvin, Bob	RR	6-4	210	10-28-61	Palo Alto, CA	Germantown, TN	Germantown, TN	Baltimore	.111	6	9	0	1	0	0	1	3	0	1	3	0
14	Tettleton, Mickey	SR	6-2	212	9-16-60	Oklahoma City, OK	Germantown, AZ	Germantown, AZ	Baltimore	.241	85	278	22	67	10	1	32	15	53	1	4	0.988
									Baltimore	.258	117	411	72	106	21	2	26	65	73	117	3	5,052

No.	INFELDERS	(11)	B-T	Ht.	Wt.	Born	Birthplace	Residence	1989 Club	Avg.	G	AB	R	H	2B	3B	HR	RBI	BB	SO	SB	ML Serv.*
11	Bell, Juan	SR	5-11	168	3-29-68	San Pedro de Macoris, D.R.	San Pedro de Macoris, D.R.	San Pedro de Macoris, D.R.	Rochester	.262	116	408	50	107	15	6	2	32	39	92	17	0.030
28	Brown, Marty	RR	6-1	195	1-23-63	Lawton, OK	Lawton, OK	Nashville, TN	Baltimore	.000	8	4	0	0	0	0	0	0	0	1	1	0.065
53	Brunley, Mike	SR	5-10	165	4-9-63	Oklahoma City, OK	Broken Arrow, OK	Broken Arrow, OK	Cincinnati	.167	16	30	2	5	1	0	0	4	4	9	0	1.053
15	Gomez, Leo	RR	6-0	180	3-2-67	Canovanas, PR	Canovanas, PR	Canovanas, PR	Toledo	.231	8	26	4	6	2	2	0	1	14	45	8	0.000
88	Gonzales, Rene	RR	6-3	195	9-3-61	Austin, TX	Canovanas, PR	Covina, CA	Hagerstown	.281	134	448	71	126	23	3	18	78	89	102	2	3.024
36	Hulett, Tim	RR	6-0	195	1-12-60	Springfield, IL	Springfield, IL	Springfield, IL	Baltimore	.217	71	166	16	36	4	0	1	11	12	30	5	3.011
35	Melendez, Francisco	LL	6-0	191	1-25-64	Rio Piedras, PR	Juana Diaz, PR	Juana Diaz, PR	Rochester	.280	122	461	61	129	32	12	3	50	38	81	2	1.056
39	Milligan, Randy	RR	6-1	228	11-27-61	San Diego, CA	Baltimore, MD	Baltimore, MD	Baltimore	.273	9	11	1	3	0	0	0	3	1	2	0	1.110
3	Ripken, Bill	RR	6-1	185	12-16-64	Havre de Grace, MD	Cockeysville, MD	Cockeysville, MD	Baltimore	.239	115	318	31	76	11	2	2	26	22	53	1	2.086
8	Ripken, Cal	RR	6-4	220	8-24-60	Havre de Grace, MD	Reisterstown, MD	Reisterstown, MD	Baltimore	.257	162	646	80	166	30	0	21	93	57	72	3	8.057
25	Worthington, Craig	RR	6-0	202	4-17-65	Los Angeles, CA	Anaheim, CA	Anaheim, CA	Baltimore	.247	145	497	57	123	23	0	15	70	61	114	1	1.031
No.	OUTFIELDERS	(6)	B-T	Ht.	Wt.	Born	Birthplace	Residence	1989 Club	Avg.	G	AB	R	H	2B	3B	HR	RBI	BB	SO	SB	ML Serv.*
9	Anderson, Brady	LL	6-1	195	1-18-64	Silver Spring, MD	Silver Spring, MD	Poway, CA	Baltimore	.207	94	266	44	55	12	2	4	16	43	45	16	1.114
1	Bradley, Phil	RR	6-0	190	3-11-59	Bloomington, IN	Bloomington, IN	Columbia, MO	Rochester	.200	21	70	14	14	1	2	1	8	12	13	2	6.031
12	Devereaux, Mike	RR	6-0	191	4-10-63	Casper, WY	Casper, WY	Scottsdale, AZ	Baltimore	.277	144	545	83	151	23	10	11	55	70	103	20	3.031
10	Finley, Steve	LL	6-2	180	3-12-65	Union City, TN	Union City, TN	Paducah, KY	Baltimore	.266	122	391	55	104	14	3	8	46	36	60	22	1.087
49	Jefferson, Stan	SR	5-11	180	12-4-62	New York, NY	New York, NY	Bronx, NY	Hagerstown	.249	81	217	35	54	2	2	25	15	30	17	1	1.000
6	Orsulak, Joe	LL	6-1	196	5-31-62	Glen Ridge, NJ	Glen Ridge, NJ	Timonium, MD	Rochester	.417	11	48	11	20	3	1	0	7	4	4	3	2.015
									New York (AL)	.083	10	12	1	1	0	0	0	1	0	4	1	2.015
									Columbus	.265	68	257	34	68	10	6	2	24	30	40	15	4.150
									Rochester	.234	16	64	9	15	4	3	1	12	5	9	3	
									Baltimore	.245	45	139	20	34	7	0	4	21	4	26	10	
									Baltimore	.285	123	390	59	111	22	5	7	55	41	35	5	

Additional Spring Training Coaches: Carlos Bernhardt (72), Greg Biagini (69), Paul Blair (64), Dick Bosman (70), Tom Brown (73), Don Buford (68), Jerry Narron (68), Mike Pazik (71).
 Club Physicians—Dr. Sheldon Goldpeier, Dr. Charles Silberstein
 Trainers—Richie Bancells, Jamie Reed
 Groundskeeper—Pat Santarone
 Clubhouse Managers—Jim Tyler (Home), Fred Tyler (Visiting)

NON-ROSTER PLAYERS LISTED ON PAGE 257

*172 days constitute a full season.

SPRING TRAINING DATA

Training Camps

Twin Lakes Park, Mar. 20-25, 6700 Clark Rd., Sarasota, FL 34241—(813) 923-1996

Miami Stadium, Mar. 26-Apr. 6, 2301 N.W. 10th Ave., Miami, FL 33127—(305) 633-9857

Headquarters Hotel

Hyatt Regency Miami, 400 S.E. 2nd Ave., Miami, FL 33131—(305) 358-1234

First Workout Date (All Players): Tue, Mar. 20

SPRING SCHEDULE—1990

DATE	OPPONENT	PLACE	TIME
MAR.			
26 Mon.	Montreal Expos	Miami Stadium	1:35
27 Tue.	Atlanta Braves	West Palm Beach	1:05
28 Wed.	New York Mets	Miami Stadium	1:35
#29 Thu.	New York Yankees	Ft. Lauderdale	1:05
#30 Fri.	Montreal Expos	West Palm Beach	1:05
*31 Sat.	New York Yankees	Joe Robbie Stadium	7:05
APR.			
*1 Sun.	New York Mets	Joe Robbie Stadium	1:35
#2 Mon.	New York Yankees	Ft. Lauderdale	7:30
3 Tue.	Atlanta Braves	Miami Stadium	1:35
4 Wed.	New York Mets	Port St. Lucie	1:05
5 Thu.	Atlanta Braves	Miami Stadium	1:35
6 Fri.	New York Yankees	Ft. Lauderdale	12:00
	Atlanta Braves	West Palm Beach	1:05
*7 Sat.	St. Louis Cardinals	RFK Stadium, Wash, DC	1:35
8 Sun.	St. Louis Cardinals	Louisville, Ky	1:00

All Games will Be Broadcast on WBAL Radio (1090 AM)

Except Mar. 31 & Apr. 2, and one of Apr. 6 games.

*WMAR-TV (Ch. 2)

Home Team Sports TV

TOPICAL DATA

Original Spring Training Dates: The first workout for pitchers and catchers was originally slated for Fri., Feb. 16 . . . Infielders and outfielders were to begin their training on Wed., Feb. 22 . . . The original spring training schedule comprised 32 games beginning Thu., Mar. 1.

The Minimum Salary for major league players in 1990 will be \$100,000.

SPRING TRAINING NOTES

For the 2nd straight season, the Orioles will open spring training at Twin Lakes Park in Sarasota and play their Grapefruit League home games in Miami. It will be their 32nd consecutive spring (since '59) in Miami. Only 5 other clubs have played their spring games at their present sites for a longer period of time: Detroit (Lakeland since '46); St. Louis (St. Petersburg since '46); Philadelphia (Clearwater since '47); Cleveland (Tucson since '47), and Los Angeles (Vero Beach since '48).

(Cont. on page 256)

TOP 10 CONSECUTIVE GAME STREAKS ALL TIME

1—2,130 . . . Lou Gehrig	6—1,103 . . . Joe Sewell
2—1,307 . . . Everett Scott	7— 895 . . . Stan Musial
3—1,250 . . . Cal Ripken, Jr.	8— 829 . . . Eddie Yost
4—1,207 . . . Steve Garvey	9— 822 . . . Gus Suhr
5—1,117 . . . Billy Williams	10— 798 . . . Nellie Fox

ORIOLES TO HOST '93 ALL-STAR GAME

The 1993 All-Star Game will be played in Baltimore in July 1993 at the new downtown ballpark, scheduled to open in April 1992 . . . It will be the 2nd Major League All-Star Game for the city, the 1st in 35 years (1958) . . . In the previous game, the A.L. defeated the N.L., 4-3, and the O's **Billy O'Dell** was the game's MVP after hurling 3 scoreless innings in relief to earn a save . . . See page 87-89 for more details.

ORIOLES STANDINGS, 1954-1989

YR.	W	L	PCT	G.B.	STD.	MANAGER
1989	87	75	.537	2	2nd	F. Robinson
1988	54	107	.335	34½	7th	Ripken ⁴
1987	67	95	.414	31	6th	F. Robinson
1986	73	89	.451	22½	7th	Ripken
						Weaver
1985	83	78	.516	16	4th	Altobelli ³
						Ripken
						Weaver
1984	85	77	.525	19	5th	Altobelli
1983	98	64	.605	(6)	1st	Altobelli
1982	94	68	.580	1	2nd	Weaver
1981	59	46	.562	1	2nd*	Weaver
1980	100	62	.617	3	2nd	Weaver
1979	102	57	.642	(8)	1st	Weaver
1978	90	71	.559	9	4th	Weaver
1977	97	64	.602	2	1st	Weaver
1976	88	74	.543	10½	2nd	Weaver
1975	90	69	.566	4½	2nd	Weaver
1974	91	71	.562	(2)	1st	Weaver
1973	97	65	.599	(8)	1st	Weaver
1972	80	74	.519	5	3rd	Weaver
1971	101	57	.639	(12)	1st	Weaver
1970	108	54	.667	(15)	1st	Weaver
1969	109	53	.673	(19)	1st	Weaver
						Weaver ²
1968	91	71	.562	12	2nd	Bauer
1967	76	85	.472	15½	6-T	Bauer
1966	97	63	.606	(9)	1st	Bauer
1965	94	68	.580	8	3rd	Bauer
1964	97	65	.599	2	3rd	Bauer
1963	86	76	.531	18½	4th	Bauer
1962	77	85	.475	19	7th	Hitchcock
1961	95	67	.586	14	3rd	Harris ¹
						Richards
1960	89	65	.578	8	2nd	Richards
1959	74	80	.481	20	6th	Richards
1958	74	79	.484	17½	6th	Richards
1957	76	76	.500	21	5th	Richards
1956	69	85	.448	28	6th	Richards
1955	57	97	.370	39	7th	Richards
1954	54	100	.351	57	7th	Dykes
Totals	3059	2632	.538			

*1st Half: 31-23, .574, 2 G.B., 2nd.

2nd Half: 28-23, .549, 2 G.B., 4th.

(1) Harris (17-10) replaced Richards (78-57) on Sep. 1.

(2) Weaver (48-34) replaced Bauer (43-37) July 11.

(3) Altobelli (29-26) relieved after game of June 12; Ripken (1-0) managed June 13; Weaver (53-52) took over June 14.

(4) Robinson (54-101) replaced Ripken (0-6) on Apr. 12.

1989 FINAL MAJOR LEAGUE STANDINGS

A.L. EAST	WON	LOST	PCT.	GB	A.L. WEST	WON	LOST	PCT.	GB
Toronto	89	73	.549	—	Oakland	99	63	.611	—
ORIOLES	87	75	.537	2	Kansas City	92	70	.568	7
Boston	83	79	.512	6	California	91	71	.562	8
Milwaukee	81	81	.500	8	Texas	83	79	.512	16
New York	74	87	.460	14½	Minnesota	80	82	.494	19
Cleveland	73	89	.451	16	Seattle	73	89	.451	26
Detroit	59	103	.364	30	Chicago	69	92	.429	29½

N.L. EAST	WON	LOST	PCT.	GB	N.L. WEST	WON	LOST	PCT.	GB
Chicago	93	69	.574	—	San Francisco	92	70	.568	—
New York	87	75	.537	6	San Diego	89	73	.549	3
St. Louis	86	76	.531	7	Houston	86	76	.531	6
Montreal	81	81	.500	12	Los Angeles	77	83	.481	14
Pittsburgh	74	88	.457	19	Cincinnati	75	87	.463	17
Philadelphia	67	95	.414	26	Atlanta	63	97	.394	28

WON-LOST RECORDS vs. EACH OPPONENT, 1989

VS. A.L. WEST

	HOME	AWAY	TOTAL
W-L	W-L	W-L	W-L
California	4- 2	2- 4	6- 6
Chicago	2- 4	4- 2	6- 6
Kansas City	4- 2	2- 4	6- 6
Minnesota	3- 3	1- 5	4- 8
Oakland	4- 2	1- 5	5- 7
Seattle	2- 4	4- 2	6- 6
Texas	5- 1	4- 2	9- 3

vs. West 24-18 18-24 42-42

VS. A.L. EAST

	HOME	AWAY	TOTAL
W-L	W-L	W-L	W-L
Boston	4- 2	2- 5	6- 7
Cleveland	4- 3	3- 3	7- 6
Detroit	4- 2	6- 1	10- 3
Milwaukee	4- 3	3- 3	7- 6
New York	3- 3	5- 2	8- 5
Toronto	4- 3	3- 3	7- 6

vs. East 23-16 22-17 45-33

Grand Total 47-34 40-41 87-75

ORIOLES 1990 SCHEDULE

APRIL

SUN	MON	TUES	WED	THURS	FRI	SAT
1	2	3	4	5	6	7
8	9 2:35 TV2 KC	10	11 8:35 KC	12 8:35 TV2 KC	13 7:35 TV2 DET	14 1:15 HTS DET
15 1:35 TV2 DET	16 1:35 TOR	17 7:35 TV2 TOR	18 7:35 HTS TOR	19 2:35 HTS DET	20 S 7:35 HTS DET	21 1:35 HTS DET
22 1:35 HTS DET	23 7:35 KC	24 S 7:35 HTS OAK	25 S 7:35 HTS OAK	26 V 7:35 HTS OAK	27 S 7:35 SEA	28 * 7:35 HTS SEA
29 2:35 HTS SEA	30 V 7:35 HTS CAL	Sun, Apr 29—Equitable Old Timers game 1:05				

MAY

SUN	MON	TUES	WED	THURS	FRI	SAT
		1 S 7:35 TV2 CAL	2 S 7:35 HTS CAL	3 5:05 ROCH	4 10:35 SEA	5 10:05 SEA
6 4:35 TV2 SEA	7 10:35 CAL	8 10:35 CAL	9 10:35 HTS CAL	10	11 10:35 HTS OAK	12 4:05 TV2 OAK
13 4:05 TV2 OAK	14	15 8:05 TV2 CHI	16 8:05 HTS CHI	17 8:05 HTS CHI	18 7:35 TEX	19 S * 7:35 HTS TEX
20 1:35 HTS TEX	21 V 7:35 HTS MIN	22 S 7:35 TV2 MIN	23 S 7:35 HTS CHI	24 V 7:35 TV2 CHI	25 8:35 TV2 TEX	26 8:35 TV2 TEX
27 3:05 TV2 TEX	28 2:20 TV2 MIN	29 8:05 TV2 MIN	30 8:35 HTS MIN	31		

JUNE

SUN	MON	TUES	WED	THURS	FRI	SAT
USA TODAY All-Star Balloting May 10-July 7					1 7:30 TV2 NY	2 7:30 HTS NY
3 1:30 NY	4 8:35 TV2 MIL	5 8:35 TV2 MIL	6 8:35 HTS MIL	7 2:35 MIL	8 7:35 HTS NY	9 7:35 HTS NY
10 1:35 HTS NY	11	12 7:35 HTS MIL	13 S * 7:35 HTS MIL	14 V 7:35 HTS MIL	15 7:35 HTS BOS	16 3:15 CBS BOS
17 1:35 HTS BOS	18 7:35 HTS BOS	19 7:35 TV2 CLE	20 7:35 HTS CLE	21 7:35 TV2 CLE	22 7:35 TV2 BOS	23 1:05 HTS BOS
24 1:05 TV2 BOS	25	26 S 7:35 HTS CLE	27 S * 7:35 HTS CLE	28 V 1:35 CLE	29 8:05 TV2 MIN	30 8:05 TV2 MIN

JULY

SUN	MON	TUES	WED	THURS	FRI	SAT
1 8:05 ESN MIN	2	3 8:35 TV2 TEX	4 8:35 HTS TEX	5 8:35 TV2 TEX	6 8:05 TV2 CHI	7 8:05 TV2 CHI
8	9 ALL STAR CHI-ML	10	11 7:35 HTS KC	12 7:35 HTS MIN	13 7:35 TV2 MIN	14 7:35 HTS MIN
15 1:35 HTS MIN	16 V 7:35 HTS TEX	17 S 7:35 HTS TEX	18 S * 7:35 HTS TEX	19 S 7:35 HTS CHI	20 7:35 HTS CHI	21 S 7:35 TV2 CHI
22 1:35 HTS CHI	23 7:35 TV2 DET	24 7:35 TV2 DET	25 1:35 DET	26	27 8:35 TV2 KC	28 1:15 CBS KC
29 2:35 HTS KC	30 V 7:35 HTS TOR	31 S 7:35 HTS TOR	Fri, July 20—Orioles Wives' Canned Food Drive Sat, July 21—"Hits for the Homeless"			

AUGUST

SUN	MON	TUES	WED	THURS	FRI	SAT
			1 S * 7:35 HTS TOR	2 7:35 HTS KC	3 7:35 HTS KC	4 S 7:35 HTS KC
5 8:05 ESN KC	6 2:00 Hall of Fame MTL	7 10:05 TV2 OAK	8 3:15 OAK	9 3:15 OAK	10 10:35 CAL	11 10:05 TV2 CAL
12 4:05 TV2 CAL	13 10:05 TV2 SEA	14 10:05 SEA	15 10:05 SEA	16	17 7:35 HTS OAK	18 7:35 HTS OAK
19 1:35 HTS OAK	20 7:35 TV2 BOS	21 7:35 HTS BOS	22 12:05 BOS	23	24 7:35 HTS CLE	25 * 7:35 HTS CLE
26 1:35 HTS CLE	27 7:35 HTS NY	28 7:35 HTS NY	29 S 7:35 HTS NY	30 S 7:35 HTS NY	31 8:35 TV2 MIL	

SEPTEMBER/OCTOBER

SUN	MON	TUES	WED	THURS	FRI	SAT
						1 8:35 TV2 MIL
2 2:35 TV2 MIL	3 V 4:05 HTS SEA	4 S 7:35 HTS SEA	5 S 7:35 HTS SEA	6	7 7:35 HTS CAL	8 S * 7:35 HTS CAL
9 S 1:35 HTS CAL	10 V 7:35 DET	11 7:35 HTS DET	12 S 7:35 HTS DET	13 7:35 HTS TOR	14 7:35 TV2 TOR	15 1:35 TV2 TOR
16 8:05 ESN TOR	17 S 7:35 HTS BOS	18 S 7:35 HTS BOS	19 S 7:35 HTS BOS	20	21 7:35 HTS MIL	22 S 7:35 HTS MIL
23 1:35 HTS MIL	24 7:30 HTS NY	25 7:30 HTS NY	26 7:30 HTS NY	27 7:35 CLE	28 7:35 HTS CLE	29 1:35 CLE
30 1:35 HTS CLE	1 7:35 HTS TOR	2 7:35 HTS TOR	3 7:35 HTS TOR	4	5	6

All times are Eastern Times and Subject to Change

Home ☒ Road ☐

TV2—WMAR TV (CH2) & O's TV Network

HTS—Home Team Sports, Regional Pay Cable Sports Network.

ESN—ESPN (Entertainment & Sport Programming Network), National Cable.

CBS—Columbia Broadcasting System, National TV.

V—Giant Food Value Night (upper reserved, lower reserved grandstand and general admission \$3.75).

*—One of 8 Baltimore Sun Fantastic Fan Club dates (a \$38 Value for only \$13).

S—Student Discount Program (upper reserved seats for \$2.50).

For Orioles ticket information, call (301) 338-1300

For other Orioles information, call (301) 243-9800