

"A Season to Remember"

Orioles™

Media Guide

1991



THE ORIOLES, INC

Memorial Stadium, Baltimore, MD 21218

Phone: (301) 243-9800 Ticket Office: (301) 338-1300

FAX: (301) 467-5333

BASEBALL PUBLIC RELATIONS DIRECTORY

	Contact	Office	Private	Home
Commissioner's Office	Richard Levin Jim Small	212-371-7800	339-7860	385-9782 203-622-8119
American League	Phyllis Merhige Brian Small	212-339-7600	339-7618 339-7615	212-644-2587 201-343-8342
Baltimore	Rick Vaughn Bob Miller	301-243-9800		547-6155 547-6156
Boston	Dick Bresciani Josh Spofford	617-267-9440		236-6710 236-6718
California	Tim Mead John Sevano	714-937-7200		937-7214 937-7215
Chicago	Doug Abel Dana Noel	312-924-1000		451-5301 451-5303
Cleveland	Bob DiBasio John Maroon	216-861-1200		861-4454 331-3492
Detroit	Dan Ewald Greg Shea	313-962-4000		962-4338 668-6521
Kansas City	Dean Vogelaar Steve Fink	816-921-2200		921-8154 578-4622
Milwaukee	Tom Skibosh Mario Ziino	414-933-4114		933-6975
Minnesota	Tom Mee Rob Antony	612-375-1366		375-7470 375-7489
New York	Arthur Richman Jeff Idelson Brian Walker	212-293-4300		579-4455 579-4456
Oakland	Jay Alves Kathy Jacobson	415-638-4900	ext. 223 ext. 253	352-0269 830-4556
Seattle	Dave Aust Pete Vanderwarker	206-628-3555		343-4608 343-4664
Texas	John Blake Larry Kelly	817-273-5222		273-5203 817-860-4012
Toronto	Howard Starkman Mark Leno	416-341-1000		341-1300 820-7265
Elias Sports Bureau	Seymour Siwoff Steve Hirt	212-869-1530		
National League	Katy Feeney Dorsey Parker	212-339-7700		339-7719 339-7713
Atlanta	Jim Schultz Glenn Serra Mike Ringering	404-522-7630		522-2724 973-5259 433-1524
Chicago	Sharon Pannozzo Chuck Wasserstrom	312-404-2827		404-4191 708-475-5329
Cincinnati	Jon Braude Joe Kelley	513-421-4510		421-2990 231-3067
Houston	Rob Matwick Chuck Pool	713-799-9600		799-9596 799-9597
Los Angeles	Jay Lucas Chuck Harris	213-224-1301		224-1387 714-256-4916
Montreal	Richard Griffin Monique Giroux	514-253-3434		253-3263 686-7168
New York	Jay Horwitz Craig Sanders	718-507-6387		565-4330 565-4323
Philadelphia	Larry Shenk Gene Dias Leigh McDonald	215-463-6000		755-9321 609-482-6618 215-659-2981
Pittsburgh	Rick Cerrone Jim Lachimia Jim Trdinich	412-323-5000		323-5099 323-5018 323-5031
St. Louis	Jeff Wehling Brian Bartow	314-421-3060		425-0625 425-0623
San Diego	Jim Ferguson Roger Riley	619-283-7294		584-7210 283-1646
San Francisco	Matt Fischer Robin Carr	415-467-3800		330-2445 330-2443

Produced by: Bob Brown, Rick Vaughn, Bob Miller, Gordon Beard, Helen Conklin, and Lisa Siliato, assisted by Brian Brantley; Cover: Bot Rodaf (see explanation of cover specifics on page 191); Desktop Output: BG Composition; Printing: French-Bray Inc

DETAILED INDEX

ALCS, O's	92	Hemond, Roland	5	Long Games	30
All Star Games	90-91	History, Orioles	96	Opponents vs. O's	77-79
Announcers, R-TV	113-122	Home Runs		Records	28-30
Attendance, '54-'90	17	500 Homers	127	Stats, '90	49
Attendance, Largest		Each Park by O's	84	Vs. Opp., Lifetime	80-84
Walkup	15	First Time Up	77	Presidential Visits	222
Awards, Major Winners O's	41	Grand Stams	26-27	Radio-Television	112, 113-122
Awards, Player of Month	287	Inside Park	24	RBI, 100/Year O's	21
Babe Ruth Birthplace	15	Long HR, Mem'l Stad	127	Records Section	22-32
Ballparks		Opponents Ldrs vs O's	169	"Read Like a Pro"	85
Major League, by Age & Capacity	104	Records, O's	25-27	Retired Numbers, O's	123
Memorial Stadium	16, 103	Thirty Homer Club	20	Robinson, Brooks	119-121
New Downtown	105	Top 10 O's	19	Robinson, Frank	123-128
BBWAA/Media	112	Ironman, Orioles' Other	291	Rosters	
Batting		How The '91 O's Came Together	43	All-Time O's	33-38
Annual Leaders, O's	20-21	Jacobs, Eli	4	'90, O's	288-289
Career Leaders, O's	19	Japan, O's Trips to	55	Non-Roster, '90	290
Cycle, Hitting for	23	Last Time It Happened	108	Rules of Interest	39
Designated Hitting	85	Latest Finish	177	St. Louis Browns	101-102
Opponents vs. O's	74-77	Lucchino, Larry	4	Save Rule	39
Position, Leaders by	21	Magic Number	218	Scouts, O's	13
Pinch Hitters	85	Managers, O's WL	125	Spring Training	292, 291
Records	22-27	Media	112	Standings	
Stats, '90	49	Memorial Stadium		Major League '90	47
300 Hitters	20	Data/Diagram	16	O's, '54-'90	47
Vs. Opponents	80-85	History	103-104	Starts, Fast & Slow	167
Coming from Behind	231	Minor Lge System	9	Summary, '90 Season	50-55
Consecutive Game Streaks	200	Monthly Records	20, 287	Suspended Games	40
Day-by-Day (orange trim)	44-45	Most Valuable O's	41	Television-Radio	112, 113-122
"Designated Hitters"	111	Movies & the O's	218	Third Basemen,	
DHS, O's Lifetime Avgs	85	No Hitters	30	since Brooks	16
Diamond Vision Board	211	Officers, Orioles	2, 4-8	Ticket Info	14-15
Drafts, O's		Opening Day	181	Trade, O's Biggest	43
Major League, '54-'90	287	Opponents		Trainers/Strength Coach	122-123
Re-Entry	240	Batting, '90/Life	74-77	Triple Plays, O's	40
Farm System	9	Re-Entry	240	Twenty Game Winners	29
Father-Son Combos	10, 137	Pitchers/Big Winners & Losers vs O's	32	Twenty-Two Club, O's	213
Fielding		Pitching, '90/Life	77-79	Winning, O's	
'90 Stats, O's	48	Hilites vs. O's	56-73	Best Long Stretch	179
Records, O's	30-31	Leaders vs. O's, '90	73	18 Straight Seasons	18
Finish, Latest Game	177	Oriole Advocates	111	Last 22, 31 & 37 Years	18
First Game, O's	38, 86	Oriole Way	285	Two Wins, One Day	89
First Leadoff Man	102	Palmer, Jim	116, 231	Won-Lost Records	46
Front Office	2-9	Pennants, 3 Straight	32	By Year	47
Gold Gloves	42	Pinch Hitting	85	Workout Sked, Pre-Game	104
Hall of Fame, Baseball & O's	109	Pitching, O's		World Series, O's	93-95
Hatter Award, MVO	41	Annual Leaders	21	World Series HR, 1st AB	287
		Career Leaders	19		

ORIOLES '91 HOTEL HEADQUARTERS

BOSTON	Sheraton Boston	(617)	236-2000
CALIFORNIA	Doubletree Hotel	(714)	634-4500
CHICAGO	Westin Chicago	(312)	943-7200
CLEVELAND	Sheraton City Centre (1st trip)	(216)	771-7600
	Radisson Plaza (2nd trip)	(216)	523-8000
DETROIT	Ritz-Carlton (Dearborn)	(313)	441-2000
KANSAS CITY	Adams Mark	(816)	737-0200
MILWAUKEE	Pfister Hotel & Tower	(414)	273-8222
MINNESOTA	Minneapolis Marriott	(612)	349-4000
NEW YORK	Grand Hyatt	(212)	883-1234
OAKLAND	Oakland Airport Hilton	(415)	635-5000
SEATTLE	Crowne Plaza	(206)	464-1980
TEXAS	Sheraton CentrePark	(817)	261-8200
TORONTO	Harbour Castle Westin	(416)	869-1600

VISITING CLUBS' HOTELS IN BALTIMORE '91

BOSTON	Marriott Inner Harbor (1st trip)	(301)	962-0202
	Stouffer Harborplace (2nd trip)	(301)	547-1200
CALIFORNIA	Marriott Inner Harbor	(301)	962-0202
CHICAGO	Stouffer Harborplace	(301)	547-1200
CLEVELAND	Marriott Inner Harbor	(301)	962-0202
DETROIT	Stouffer Harborplace	(301)	547-1200
KANSAS CITY	Marriott Inner Harbor	(301)	962-0202
MILWAKEE	Marriott Inner Harbor	(301)	962-0202
MINNESOTA	Marriott Inner Harbor	(301)	962-0202
NEW YORK	Marriott Inner Harbor	(301)	962-0202
OAKLAND	Stouffer Harborplace	(301)	547-1200
SEATTLE	Stouffer Harborplace	(301)	547-1200
TEXAS	Marriott Inner Harbor	(301)	962-0202
TORONTO	Stouffer Harborplace	(301)	547-1200

THE BALTIMORE ORIOLES ORGANIZATION

OFFICERS

Chairman of the Board.....Eli S. Jacobs
 President/Chief Executive Officer.....Lawrence Lucchino
 Executive Vice President/General Manager.....Roland A. Hemond
 Senior Vice President/Assistant to the Chairman.....Thomas A. Daffron
 Vice President/Business Affairs.....Robert R. Aylward
 Vice President/Marketing.....Martin B. Conway
 Vice President/Administrative Personnel.....Calvin Hill
 Vice President.....Sven Erik Holmes
 Vice President/Sales.....Louis I. Michaelson
 Vice President/Planning and Development.....Janet Marie Smith
 Secretary.....Michael S. Shein
 Treasurer.....Robert A. Crisafulli Jr
 Chief Financial Officer.....Aric R. Holsinger
 General Counsel.....Lon S. Babby

FRONT OFFICE

Traveling Secretary.....Philip E. Itzoe
 Director/Computer Services.....James L. Kline
 Administrative Ass't to Messrs Hemond/Itzoe.....Debbie Bent
 Administrative Assistant to Mr Lucchino.....Barbara Bianucci
 Administrative Assistant to Mr Daffron.....Laura M. Delaney
 Administrative Assistant to Mr Aylward.....L. Ann Lange
 Admin Ass't to Messrs Hill/Robinson/Nigro.....Delores A. Stokes
 Admin Ass't to Messrs Kline/Nickels.....Marcy M. Zerhusen
 Admin Ass't to Messrs Michaelson/Dunbar.....Linda J. Jones
 Administrative Assistant to Ms. Smith.....Sharon Gallagher

Baseball Operations

Ass't General Manager/Player Personnel.....R. Douglas Melvin
 Special Assistant to General Manager.....Gordon F. Goldsberry
 Special Assistant to General Manager.....Fred Uhlman Sr.
 Acting Director of Scouting.....Gary Nickels
 Director of Minor League Administration.....Roy A. Krasik
 Director of Special Projects.....Kenneth E. Nigro
 Director of Research/Statistics.....Eddie Epstein
 Assistant Director of Scouting.....Fred Uhlman Jr.
 Administrative Assistant/Player Development.....Debbie Dickman
 Administrative Assistant/Scouting.....Kathy Moriarty

Sales Department

Director of Sales Operations.....Vince Dunbar
 Ass't Director of Sales Operations.....Matthew P. Dryer
 Ass't Director of Sales Operations.....Quay T. Rich
 Sales Representative.....Lucy M. Kelly
 Sales Representative.....Richard E. Simmons

Marketing/Promotions

Assistant Director of Marketing.....David B. Cope
 Marketing Coordinator.....Michael A. Fiorelli
 Administrative Assistant.....Kathryn V. Case

Public Relations/Community Relations

Public Relations Director.....Richard L. Vaughn
 Community Relations Director.....Julia A. Wagner
 Assistant Public Relations Director.....Robert H. Miller
 Assistant Community Relations Director.....Stephanie Kelly
 Administrative Assistant to Mr. Vaughn.....Evelyn L. Ehlers
 Administrative Assistant, PR.....Lisa A. Siliato

Orioles Productions (Diamond Vision)

Director of Orioles Productions.....Charles A. Steinberg, DDS
 Staff:
 Eli Eisenberg Peter J. Hock Jr. Jacqueline S. Patrick
 Richard W. Fairbend Kristin A. Sudbrink

Publications

Director of Publications.....Robert W. Brown
 Administrative Assistant to Mr. Brown.....Helen M. Conklin

Medical Staff

Club Physician.....Sheldon Goldgeier, MD
 Club Physician, Orthopedics.....Charles E. Silberstein, MD
 Head Trainer.....Richard L. Bancells
 Trainer.....James M. Reed
 Strength & Conditioning Coach.....Allan D. Johnson

Stadium Services

Director of Stadium Services.....Roy A. Sommerhof
 Ass't Director of Stadium Services.....Scott Indorf

Ticket Office

Ticket Manager.....Audrey M. Brown
 Assistant Ticket Managers.....Denise C. Addicks
 Joseph B. Codd
 Admin Ass't to Mr Sommerhoff/Ms Brown.....Ileen A. Wagner
 Julianne Bowers & Joyce J. Noto
 Advance Sale Window Supervisor.....Steve Kowalski
 Telephone Unit Supervisor.....Cynthia S. Dumas
 Group Ticket Liason.....Lisa Tolson

Staff:	Daisy Garland	Mabel Pauls
G. Sue Bennett	M. Ethel January	Dorothy Proud
Rachel Breidenbaugh	Baker Koppelman	Lorraine Sapp
Tom Cheek	Joan Leatherwood	Marge Schick
Stephanie Crockett	Karen Leilich	Jos. V. Vacek Jr
Brian Etzel	Grace McArtor	Joan Walsh
Lorraine Fisher	Cindy McManus	June Wiltshire

Stadium Operations

Head Groundskeeper.....Paul C. Zwaska
 Head Groundskeeper (retired).....Pat Santarone
 Equipment Manager (home).....James W. Tyler
 Equipment Manager (visiting).....Frederick Tyler
 Switchboard Receptionists.....Judy L. Valentini, Christine S. Werzinsky
 Greta P. Smith, Edna M. Weibe
 General Duties.....Edward E. Ridgely
 F. Joseph Leilich, & Leroy Washington
 Consultant, Stadium Operations.....Charles A. Jasper
 Supervisor/Ushers.....John A. Sansone
 Supervisor/Ticket Takers & Guards.....Edward R. Hojnacki
 Supervisor/Ticket Sellers.....Leo F. Harnen
 Supervisor/Parking.....C. Douglas Rosenberger
 Fan Relations Representatives.....James B. Carnaggio
 Joseph Carnaggio & Sue Rowell
 Supervisor/Fan Assistance Center.....John Bowers

Accounting Department

Accounting Managers.....Joseph Keough & Michael D. Hoppes
 Financial Advisor.....Joseph P. Hamper Jr.
 Accounting Assistants:
 M. Christina Hoos, CPA Lisa Miller Myralynn Vazquez
 Kaye C. Laker M. Pamela Nowicki Kim Yancheski

Game Personnel

Public Address Announcer.....Rex E. Barney
 Press Box Supervisor.....Vernon L. Joiner
 Press Box Staff.....David L. Shauk, Fred G. Trautman
 & Earl Sterlock
 Closed Circuit System.....Robert W. McMahon, James Nason
 Stadium Electrician.....Albert M. Scrimger, Alonzo Andrews
 Press Box Security.....George G. Desch, James Oliver
 "Ballgirls".....Graziella Bemini, Dana Sperl
 "Baserunners".....Amy Mudd
 Erin Schwartz & Lisa Scorsolini
 Game Technicians: Eddie Charik, Mino Dargakis, Michael Fosler, Ray
 Harris & Kamran Sarshar

TWO ORIGINAL JOES

Two Orioles staffers joined the front office prior to opening day 1954, and have remained with the club during all of its 37 seasons: **Joe Hamper** and **Joe Codd**. Hamper officially retired Feb 1 as vp/finance, but continues to serve the organization in an advisory capacity while Codd, 75, remains as an assistant ticket manager.

OWNERSHIP OF THE ORIOLES

On Dec 6, '88 **Agnes Neil Williams**, who succeeded her late husband, **Edward Bennett Williams**, as Orioles board chairman, announced that agreement had been reached to sell the Orioles for approximately \$70 million to a group of investors with three things in common: a love of baseball, an association with the Baltimore area, and degrees from Yale University Law School. The ownership group was approved unanimously by Major League Owners on April 18, '89, and the transaction was completed on June 26, '89.

The group of three was headed by **Eli Jacobs**, principal shareholder and chairman, and included Orioles' President **Larry Lucchino** and Maryland native **R. Sargent Shriver**,

ELI JACOBS



Mr. Jacobs, 53, (10/5/37), the club's principal owner and chairman, was appointed to Major League Baseball's Executive Council soon after the acquisition of the club was approved.

Although he prefers to rely on management to run the club on his behalf, Mr. Jacobs has taken an active role in the design and planning of the Orioles new ballpark at Camden Yards.

The former sandlot third baseman is Chairman of Memorex-Telex, the world's second largest manufacturer of computer peripheral equipment, and owns a controlling interest in com-

panies whose annual revenues exceed \$5 billion.

Mr. Jacobs was born in Cambridge, Massachusetts, grew up in Newton, west of Boston, and was, of course, an ardent Red Sox fan. One of his biggest disappointments came as a nine-year-old when the Cardinals defeated the Sox in the 7th game of the '46 World Series.

He is a graduate of Phillips Academy, Andover, and Yale College ('59) as well as Yale Law School ('64). As an undergraduate he served as the managing editor of the Yale Daily News.

LARRY LUCCHINO



Larry, 45 (9/6/45), was appointed acting president of the Orioles by **Edward Bennett Williams** in May, 1988, then succeeded him as the club's chief executive following **Mr. Williams'** death on August 13, 1988.

Prior to becoming president, he had been vice-president/general counsel and a member of the board, beginning in 1979 when **Williams** purchased the ballclub.

During his 12 years as an Orioles officer, he has held wide-ranging responsibilities that have included: participating in player acquisitions

and front office reorganization; developing and coordinating the company's marketing policy; negotiating major business and player contracts; serving as the Orioles' principal representative in negotiations with the Maryland Stadium Authority regarding the new downtown ballpark; and representing the club at American League and major league meetings. He has also served on Major League Baseball's Baseball Operations and Player Development Contract Negotiation Committees.

He is a partner at **Williams & Connolly**, the firm founded by **Mr. Williams**, where he specialized in sports law and litigation. Larry was also secretary/general counsel and a member of the board of directors of the Washington Redskins from '78 thru '85.

Born and raised in Pittsburgh, PA, he was all-city in basketball and a second baseman on the city championship baseball team at Taylor Allderdice High School (Class of '63). He graduated cum laude from Princeton University in '67, and was a '72 graduate of Yale University Law School.

While at Princeton, he was a varsity basketball letterman on two Ivy League championship teams, coached by **Butch Van Breda Kolff**. As a sophomore, he was a teammate of U.S. Senator **Bill Bradley** who led the team to the Final Four tournament.

In Larry's senior year, the Tigers were 25-3, the best record in Princeton basketball history. He has had the unique sports distinction of receiving a World Series ring (Orioles '83), a Super Bowl ring (Redskins '83), and an NCAA "Final Four" watch (Princeton '65).

R. SARGENT SHRIVER



Sargent Shriver (11/9/15) is a native of Westminster, who now lives in Potomac on the Maryland side of the District Line.

He originated and directed the Peace Corps, from its inception in '61 during the administration of his brother-in-law, President John F. Kennedy, until '66.

Subsequently, he created the office of Economic Development and originated government programs such as Head Start, Job Corps, VISTA Volunteers, Foster Grandparents and other government initiatives.

He served as ambassador to France from '68 to '70, and in '72 ran as the Democratic Party's nominee for vice-president. Today Sargent Shriver is chairman of the board of Special Olympics International.

SENIOR EXECUTIVES

ROLAND HEMOND



Roland, 61 (10/26/29), begins his fourth season as executive vice president/general manager. Certainly one of the more active participants in baseball's trade market, Hemond has negotiated 123 trades involving 339 players during his baseball career. He concluded 17 trades in his first 17 months with the Orioles, and is now up to 28 (thru 2/20/91) since he was named to succeed Hank Peters as Orioles vp/gm on Nov 10, '87.

He, club President **Larry Lucchino** and Assistant General Manager **Doug Melvin** were the principal architects

of the Orioles 32 1/2 game improvement in '89, the 3rd greatest jump in major league history.

That was an achievement with which he was already familiar. The energetic Frenchman, a three-time winner of Major League Baseball's Executive of the Year award ('72, '83, '89), has now engineered three of the big league's best turnarounds since divisional play began in '69.

As general manager of the Chicago White Sox, Hemond's '71 club impoved 23 games over the previous year and his '77 team climbed 26 games above the '76 White Sox.

Roland's career dates back some 40 years to 1951, when he joined the front office of the Eastern League's Hartford Chiefs following a 4-year tour of duty in the U.S. Coast Guard. At the end of that season he was promoted to the parent Boston Braves, where he worked for **John Mullen** (now with the Atlanta Braves). In '53, Roland accompanied the Braves' franchise move to Milwaukee.

In December, '60, former Braves Manager **Fred Haney** became the first California Angels' general manager, and less than a month later, Roland joined him as scouting and farm director.

On Sep 14, '70, he was appointed director of (major league) player personnel for the White Sox who were well on their way to a 56-106 final season record. At the same time, the Sox hired, at his urging, his former Angels' organization colleague, **Chuck Tanner**, as manager. At their first winter meeting, the 2 newcomers moved 16 players in the first 18 hours of the convention in Los Angeles.

In their first 2 full seasons, the **Hemond/Tanner** combine brought the Sox in third ('71) and second ('72). The Sox went 87-67 in '72, and Roland won his 1st executive of the year award.

He became a vice-president in July, '73, in the **John Allyn** administration, then worked with **Bill Veeck** from December, '75, when the latter bought the club, until January, '81. After **Jerry Reinsdorf** and **Eddie Einhorn** purchased the franchise from **Veeck**, they promoted him to executive vice-president for baseball operations.

Roland earned his second top executive trophy in '83 after his White Sox won the Western Division by a record 20 games (biggest winning margin in either league since the divisional system was adopted in '69).

He was replaced in October, '85, by **Ken Harrelson**, but remained with the Sox in a consulting capacity for a time as "special assistant to the chairman and president." Seven months later, in May '86, he joined the commissioner's office and remained there thru two baseball seasons before joining the Orioles.

Roland was born in Central Falls, Rhode Island. His mother was French-Canadian and his father's family is of French descent.

He and his wife, the former **Margo Quinn**, were married on Nov 8, '58. They have 5 children: **Susan** (1/3/60), **Tere** (12/27/61), **Robert** (4/20/64), **Jay** (12/11/65), and **Ryan** (12/11/72). The Hemonds are truly a baseball family. **Margo's** father was **John Quinn**, a major league g.m. for 28 seasons—first with the Braves for 14 years (Boston and Milwaukee), then with the Phillies for 14 more (to '72). While with the Braves, **Quinn** won 3 pennants ('48, '57, '58). Born in '08, he went to work in '32 with the Red Sox, who were then operated by his father.

In addition to **Margo**, **John Quinn's** children include: **Susan**, who worked for the Angels and was Roland's secretary for a number of years; **Bob**, the Cincinnati Reds' general manager; and **Jack**, president of the St. Louis Blues hockey team and former baseball general manager of the Hawaii Islanders and Vancouver Mounties of the Pacific Coast League.

Two of Roland's children, **Susan** and **Bob**, are also in baseball. Susan is the associate director for some ESPN baseball telecasts and also freelances on other major tv sports events. Bob works for the Wichita Wranglers in the Texas League.

Roland Hemond's Orioles Trades (Nov 10, '87 to Feb 20, '91)

- Jan 15, '91*...Lhp **Rob Blumberg** from the Blue Jays for inf **Rene Gonzales**.
Jan 12, '91...Rhp **Jeff Robinson** from the Tigers for c **Mickey Tettleton**.
Jan 10, '91...1b **Glenn Davis** from the Astros for of **Steve Finley**, rhp **Pete Harnish** and rhp **Curt Schilling**.
Dec 14, '90...Lhp **Paul Kilgus** from the Blue Jays for rhp **Mickey Weston**.

Dec 4, '90...Rhp **David Martinez** and lhp **Mike Hook** from the Angels for of **Dave Gallagher**.

Jul 30, '90...1b-dh **Ron Kittle** from the White Sox for of **Phil Bradley**.

Aug 25, '90...Player to be named later from the Pirates for rhp **Jay Tibbs**...Deal was completed 9/6/90 when rhp **Dorn Taylor** came to the Orioles from the Pirates.

Jan 10, '90...Inf **Mike Brumley** from the Tigers for dh **Larry Sheets**.

Dec 5, '90...Rhp **John Mitchell** and of **Joaquin Contreras** from the Mets for of **Keith Hughes** and rhp **Cesar Mejia**.

Jul 29, '89...Dh-3b **Keith Moreland** from the Tigers for lhp **Brian DuBois**.

Jul 19, '89...Of **Stan Jefferson** from the Yankees for rhp **John Habyan**.

Mar 31, '89...Rhp **Dave Johnson** and of **Victor Hithe** from the Astros for c **Carl Nichols**.

Mar 24, '89...1b **Francisco Melendez** from the Giants for of **Ken Gerhart**.

Mar 11, '89...Of **Mike Devereaux** from the Dodgers for rhp **Mike Morgan**.

Jan 25, '89...C **Bob Melvin** from the Giants for c **Terry Kennedy**.

Dec 9, '88...Of **Phil Bradley** from the Phillies for rhp **Ken Howell** and lhp **Gordon Dillard**.

Dec 4, '88...Rhp **Ken Howell**, rhp **Brian Holton** and ss **Juan Bell** from the Dodgers for 1b **Eddie Murray**.

Nov 14, '88...Rhp **Mike (Mississippi) Smith** from the Expos for a player to be named later...Deal was completed 12/7/88 when rhp **Doug Kline** went to Expos.

Nov 9, '88...1b **Randy Milligan** from the Pirates for a player to be named later...Deal was completed 12/7/88 when rhp **Pete Blohm** went to Bucs.

Aug 31, '88...C **Chris Holles**, lhp **Robinson Garces** and rhp **Cesar Mejia** from the Tigers for of **Fred Lynn**.

Aug 29, '88...Rhp **Doug Kline** from the Twins for of **Jim Dwyer**.

Jul 30, '88...Of **Brady Anderson** and rhp **Curt Schilling** from the Red Sox for rhp **Mike Boddicker**.

Mar 30, '88...lf **Wade Rowdon** from the Cubs for ss **Nick Ramirez** and rhp **Tom Michno**.

Mar 21, '88...3b **Rick Schu**, of **Keith Hughes** and of **Jeff Stone** from the Phillies for of **Mike Young** and a player to be named later...Deal was completed 6/15/88 when of **Frank Bellino** went to Phillies.

Feb 26, '88...Lhp **Mark Thurmond** from Tigers for 3b **Ray Knight**.

Dec 16, '87...Rhp **Jay Tibbs** and rhp **Alfredo Cardwood** from Expos for rhp **John Hoover**, rhp **Rick Carriger** and rhp **Doug Cinnella**.

Dec 9, '87...Rhp **Mike Morgan** from Mariners for rhp **Ken Dixon**.

Dec 8, '87...Rhp **Doug Sisk** from Mets for rhp **Greg Talamantez** and lhp **Blaine Beatty**.

TOM DAFFRON



Tom, 52, was named senior vice-president/assistant to the chairman in January '90. He came to the Orioles after 16 years as chief-of-staff to U.S. Senator **William Cohen**, R-Maine.


Daffron's Capitol Hill career began in 1969 when he left his position as associate editor of the editorial page at the Wilmington (DE) *News-Journal* to accept a nine-month fellowship from the American Political Science Association. Following the fellowship, he spent three years on the staff of Senator **Charles Percy**, R-Illinois, before joining

Cohen, then a member of the House of Representatives, in 1973.

Tom, who earned degrees from Brown University and Columbia University's Graduate School of Journalism, has had a broad and varied work experience. In addition to his extensive background in federal government and two stints with the Wilmington *News-Journal*, he has been a reporter at the Miami *Herald*, has worked at the University of Chicago as associate director of public relations, and for a time was director of government and public relations for the International Paper Company in Maine. He was also a Peace Corps volunteer in Thailand.

A native of New York City, Tom and his wife, **Margot**, have three children: **Thomas**, **Susan**, and **Cynthia**.


ORIOLES OFFICERS (Cont)



Robert R. Aylward
VP/Business Affairs

Martin B. Conway
VP/Marketing

Calvin Hill
VP/Admin. Personnel



Sven Erik Holmes
Vice President

Louis I. Michaelson
VP/Sales

Janet Marie Smith
VP/Planning & Development



Michael S. Shein
Secretary



Robert A. Crisafulli, Jr.
Treasurer



Aric R. Holsinger
Chief Financial Officer



Lon S. Babby
General Counsel

ORIOLES BASEBALL OPERATIONS DEPARTMENT

Assistant General Manager/Player Personnel Director: Doug Melvin
Acting Scouting Director: Gary Nickels
Special Assistant to the General Manager: Gordon Goldsberry
Special Assistant to the General Manager: Fred Uhlman, Sr.
Director of Minor League Administration: Roy Krasik
Assistant Director of Scouting: Fred Uhlman, Jr.
Special Projects/Baseball Operations: Ken Nigro
Director of Research and Statistics: Eddie Epstein
Administrative Assistant/Player Development: Debbie Dickman
Administrative Assistant/Scouting: Kathleen Moriarty
Director of Field Operations/Instructions: Don Buford
Minor League Camp Coordinator: Len Johnston
Minor League Hitting Instructor: Deacon Jones
Minor League Pitching Coordinator: Mike Pazik
Strength and Conditioning Coach: Alan Johnson
Minor League Groundskeeper: Jaime Rodriguez

ORIOLES FARM SYSTEM—1991

CLUB	LGE/CL/STADIUM	OFFICIALS
Rochester Red Wings Silver Stadium 500 Norton Street Rochester, NY, 14621 (716) 467-3000	International AAA Silver Stadium	Dan Lunetta (GM) Greg Biagini (Mgr.) Dick Bosman (Pitch Coach) Mike Young (Coach) Jeff Wood (Trainer)
Hagerstown Suns P.O. Box 230 Hagerstown, MD 21740 (301) 791-6266	Eastern AA Municipal Stadium	Bob Miller (GM) Jerry Narron (Mgr.) Steve Luebber (Pitch Coach) Joe Durham (Coach) Brian Ebel (Trainer)
Frederick Keys P.O. Box 3169 Frederick, MD 21701 (301) 662-0013	Carolina A Grove Stadium	Keith Lupton (GM) Wally Moon (Mgr.) Joel Youngblood (Coach) Pitching Coach (TBA) Mitch Bibb (Trainer)
Kane County Cougars 34 West 002 Cherry Lane Geneva, IL 60134 (708) 232-8811	Midwest A Kane County Stadium	Bill Larsen (GM) Bob Miscik (Mgr.) Oneri Fleita (Coach) Larry McCall (Pitch Coach) Mark Zello (Trainer)
Bluefield Orioles P.O. Box 356 Bluefield, WV 24701 (703) 326-1326	Appalachian Rookie Bowen Field	George McGonagle (Pres.) Gus Gil (Mgr.) Chris Lein (Pitch Coach) Mike Tullier (Coach) Trainer (TBA)
Sarasota Orioles Twin Lakes Park 6700 Clark Rd. Sarasota, FL 34241 (813) 923-1996	Gulf Coast Rookie Twin Lakes Park	Ed Napoleon (Mgr.) Tom Brown (Pitch Coach) Reid Nichols (Coach) Trainer (TBA)

1990 MINOR LEAGUE ROUNDUP

For the 1st time since 1976, the Orioles claimed 2 minor league championships in 1990 as Rochester won the International League (AAA) title and Frederick won the Class A Carolina League trophy. The Orioles' 5 minor league teams finished with a 317-308 (.507) record, 12th best in the majors.

Rochester, an Orioles' affiliate since 1961, won 89 games, most since 1953 when they were 97-57 as part of the St. Louis Cardinals' farm system.

The O's and Los Angeles Dodgers each placed a major league-high 5 players on the **Baseball America** list of Top 10 Triple A and Double A prospects in an annual survey of minor league managers. The Oriole farmhands mentioned were **David Segui**, **Leo Gomez**, **Chris Hoiles**, **Luis Mercedes**, and **Mike Mussina**, the club's 1st round draft choice in 1990.

Rochester (89-56) won the International League's Eastern Division, then defeated Columbus (Yankees) to claim a record 9th Governor's Cup

DOUG MELVIN



Doug, 38 (8/8/52), is a native of Chatham, Ontario (which also produced Hall of Famer and 284-game winner **Fergie Jenkins**). This is his 20th year in professional baseball, his 6th with the Orioles.

He was named special assistant to Orioles President **Edward Bennett Williams** and Executive Vice-President **Hank Peters** on Feb 11, '86. A year and a half later, he became director of player personnel in charge of minor league operations and for the past 3 seasons has served as assistant general manager/director of player personnel.

His pro playing career began in '72 when he was signed by the Pittsburgh Pirates as a righthanded pitcher. Doug pitched in the Bucs' system for 2 years ('72-'73) and spent 4 more in the Yankees' chain ('75-'78) after sitting out 1974 with a leg injury. The Pirates released him after the '73 season, but he was re-signed by then Yankees Scouting Director **Pat Gillick** (a former Orioles system pitcher and currently gm at Toronto).

In 6 pro seasons, Melvin was 29-19 with a 3.43 era (ip-520, er-198). He was 16-4 combined over his last 2 seasons ('77-'78) at West Haven (Class A, Eastern). In '76 at Ft Lauderdale (Class A, Florida State), he was 5th in the league in era (2.41) despite a losing record (6-7).

After his playing career ended, he pitched batting practice for the Yankees for one season, then spent the next 6 years building a solid reputation in the Yankees baseball organization.

There was no baseball at Ontario's Chatham Kent Secondary School, but Doug played football, basketball and hockey, and was subsequently elected to the school's athletic hall of fame. He still holds the school's basketball record of 55 points in a single game. Among his high school opponents were **Mark** and **Marty Howe**, sons of Hockey Hall of Famer **Gordie Howe**.

He and his wife, **Ellen**, live in Columbia, MD, and have 2 children: **Ashley** (4/18/83) and **Cory** (7/9/86).

Like Father, Like Son

Eight players in the Orioles organization have fathers who played in the major leagues: **Damon Buford** (Don), **Tony Chance** (father, Bob), **Roberto Clemente Jr** (Father, Roberto), **Robert Kessinger** (father, Don), **Jeff McKnight** (father, Jim), **John O'Donoghue** (Father, John), **Pete Rose II** (father, Pete), and **David Segui** (father, Diego).

Additionally, Orioles farmhand **Greg Zaun** is the nephew of former Orioles catcher **Rick Dempsey**.

CLYDE KLUTTZ MEMORIAL AWARD

Named in honor of the former Orioles director of player development who died in May 1979, the Clyde Kluttz Memorial Award has been presented annually to the Baltimore organization player "who best exemplifies Clyde's integrity, desire, dedication and loyalty to the game of baseball and to the Baltimore Orioles."

Clyde had spent 41 years in baseball when he died at the age of 61.

Kluttz Award Winners

- '79-Tom Eaton (2b)
- '80-Cal Ripken Jr (3b)
- '81-Victor Rodriguez (2b)
- '82-John Shelby (of)
- '83-Mike Boddicker (p)
- '84-Al Pardo (c)
- '85-John Habyan (p)
- '86-Eric Bell (p)
- '87-Leo Gomez (3b)

In '88, the award was re-structured to honor both a position player and a pitcher each year.

- | | |
|-----------------------|---------------------|
| Player | Pitcher |
| '88-Steve Finley (of) | '88-Bob Milacki |
| '89-David Segui (1b) | '89-Mike Linskey |
| '90-Leo Gomez (3b) | '90-Anthony Telford |

Note: Leo Gomez is the only 2-time winner of the Kluttz Award.

title. In the Alliance Classic, Rochester fell to Omaha (Royals) for the AAA crown, 3 games to one.

The Red Wings were the top hitting team in the International League with a .273 batting average. Their 735 runs were also the best in the IL, while they finished 2nd with 104 stolen bases.

The Wings' **Greg Biagini** was named IL Manager of the Year, the 3rd different Rochester skipper to cop the award in the last 5 years (joining **John Hart** in '86 and **Johnny Oates** in '89).

3B **Leo Gomez** and C **Chris Hoiles** were named to **Baseball America's** Triple A All-Star team. **Gomez** led the IL with 97 rbi and 97 runs scored, becoming the 1st IL player with at least 90 runs and 90 rbi since **Randy Milligan** for Tidewater (Mets) in '87.

1B **David Segui**, an IL all-star, was leading the league in batting (.336) when he was recalled for the 2nd time by the Orioles in August and missed out on qualifying for the batting title by 37 plate appearances.

Frederick (74-62) won both halves of the Carolina League championship (39-31 and 35-31) and defeated Kinston (Indians) for the CL championship. General Manager **Keith Lupton** was voted the CL's Top Executive and **Wally Moon** was Manager of the Year. The Keys were 2nd in the CL with a .268 team batting average and 2nd with a 3.16 team era. RHP **Mike Oquist** led the CL with 170 strikeouts and was 7th with a 2.81 era. RHP **Todd Stephan** finished the season with 32 consecutive scoreless innings pitched.

Bluefield (Rookie) closed strong, playing .600 ball (24-16) from July 23 until the end of the season, fashioned a 38-32 record and finished 4th in the Appalachian League. C **Greg Zaun** led the Orioles with a .310 batting average, 10th in the league.

Hagerstown (AA) remained in the Eastern League race despite a final 67-71 record. The Suns finished in 6th place, but were only 4 1/2 games away from a playoff berth. The Suns were EL team leaders with a .267 batting average, 144 stolen bases and a 3.17 era. **Luis Mercedes** led the league with a .334 batting average, his 2nd consecutive batting title (won Carolina League crown when he hit .309 for Frederick in '89).

Wausau (49-87), the Orioles' 2nd Class A club, used 48 players during the year. Two of them made the Midwest League's mid-season All-Star team, RHP **Tommy Taylor** and IF **T.R. Lewis**.

1990 MINOR LEAGUE REPORT

CLASS AAA . . . ROCHESTER RED WINGS (INTERNATIONAL LEAGUE, EAST DIVISION)
Manager: Greg Biagini: 89-56, 1st + 21.5 GA

BATTERS	AVG	AB	R	H	HR	RBI	SB	PITCHERS	W-L	ERA	G	SV	IP	H	ER	BB	SO				
Bell Juan	.285	326	59	93	6	35	16	Aldrich Jay	4	1	5	37	30	3	53	2	72	32	7	34	
Brown Marty	.242	211	32	51	5	25	5	Bautista Jose	7	8	4	06	27	2	108	2	115	49	15	50	
Chance Tony	.269	454	55	122	14	75	14	Bell Eric	9	6	4	86	27	0	148	0	168	80	65	90	
Contreras Joaq	.238	399	56	95	3	46	9	Boone Dan	11	5	2	60	47	8	121	0	96	35	30	65	
Dulin Tim	.236	399	56	95	3	46	9	Brown Marty	0	0	0	00	1	0	1	0	0	0	1	2	
Eberle Mike	.233	43	1	10	0	4	0	de la Rosa Francisco	0	0	0	00	2	1	0	2	0	0	0	1	
Gomez Leo	.277	430	97	119	26	97	2	Hickey Kevin	2	1	5	79	16	3	23	1	31	15	7	28	
Harris Walt	.154	13	1	2	0	1	1	Holton Brian	1	4	9	19	9	0	15	2	26	16	6	18	
Hite Victor	.274	164	20	45	0	15	5	Jones Mike	2	3	6	00	8	0	30	0	36	23	14	27	
Hoies Chris	.348	247	52	86	18	56	4	Kelley Anthony	1	0	5	14	2	0	7	0	7	4	6	2	
Horn Sam	.414	58	16	24	9	26	0	Linskey Mike	7	9	3	58	19	0	110	2	116	44	28	54	
Hulet Tim	.372	43	10	16	2	4	0	McDonald Ben	3	3	2	86	7	0	44	0	33	14	21	37	
Konrinski Brad	.291	79	7	23	1	8	0	McKeon Joel	4	2	4	68	24	3	42	1	45	22	17	35	
Lofton Rodney	.143	28	3	4	0	0	1	Mesa Jose	1	2	2	42	4	0	26	0	21	7	12	23	
McKnight Jeff	.280	339	56	95	7	45	7	Mitchell John	5	0	1	57	8	0	46	0	39	8	9	15	
Miller Darrell	.204	54	2	11	0	5	1	Mussina Mike	0	0	1	35	2	0	13	1	8	2	4	15	
Nixon Donnell	.247	291	54	72	2	26	21	Schilling Curt	4	4	3	92	15	0	87	1	95	38	25	83	
Padgett Chris	.279	240	33	67	6	43	0	Schwarz Jeff	0	0	7	11	5	0	12	2	10	10	19	4	
Segui David	.336	307	55	103	2	51	5	Smith Mike	9	6	4	96	29	0	123	1	118	68	73	112	
Shamburg Ken	.333	6	1	2	0	0	0	Stanhope Chuck	1	0	4	09	4	0	11	0	7	5	4	5	
Slanicek Pete	.174	86	13	15	0	6	0	Tackett Jeff	0	0	0	00	2	0	2	0	1	0	0	4	
Tackett Jeff	.239	306	37	73	4	33	4	Trado Aris	1	0	7	43	8	1	13	1	13	11	8	6	
Turner Shane	.282	209	29	59	1	19	3	Turner Shane	0	0	0	00	1	0	1	0	0	0	0	0	
Walker Greg	.303	66	14	20	2	11	0	Weston Mickey	11	1	1	96	29	6	109	9	93	24	22	58	
								Woodward Rob	6	1	3	00	48	9	63	0	56	21	37	52	
Totals		273	4607	735	1259	109	660	104	Totals	89	56	3	89	145	36	1214	1	1206	525	431	820

LONGEST AFFILIATIONS

Only 3 minor league baseball teams have affiliations with the same parent club continuously since 1961, and 2 of them are part of the O's farm system. Bluefield, the O's rookie team in the Appalachian League since 1958, has baseball's longest current affiliation. Next is Lakeland (Class A, Florida State League), with Detroit since 1960 and Rochester, the Orioles AAA team in the International League since 1961.

ORIOLES GAME and TICKET INFORMATION

Starting Times:

Day Games & Afternoon Doubleheaders.....	1:35
Night Games.....	7:35

Exceptions*:

Mon, Apr 8 vs Chicago—2:05	Sun, Jun 9 vs Toronto—8:05
Sun, Apr 21 vs Texas—2:35	Wed, Jul 3 vs Detroit—8:35
Mon, May 27 vs Cleveland—8:05	Sat, Aug 24 vs Minnesota—1:15
	Sun, Oct 6 vs Detroit—TBA

Note: Wed, Jun 19 vs Minnesota is a day game (1:35)

*-Other game times are subject to change because of network television scheduling, and other considerations.

Ticket Prices

Lower Box.....	\$11.00
Terrace Box(lower deck).....	10.00
Mezzanine Box.....	10.00
Upper Box.....	8.50
Lower/Upper Reserved.....	7.50
Lower Res Grandstand.....	6.50
Upper Res General Adm.....	4.75
Lower General Admission	
Adult.....	4.75
Children (12 & Under)*.....	1.50
Senior Citizens*.....	1.50
Student Tickets**.....	2.50

*-Child's prices will **not** be in effect on children's souvenir giveaway dates or on dates when everyone receives souvenir items regardless of age...There will be no discounts on dates that general admission tickets are sold in advance on a reserved basis.

**See Student Discount Program below

Memorial Stadium Ticket Office

1000 block East 33rd Street
Baltimore, MD 21218

Mon thru Sat, 9 am to 6 pm
During night games until 8:30
Sundays when club is at home,
12 noon until 6 pm

Ticket Information:

(301) 338-1300

Group Sales

(301) 243-9800
Ext 6601

Ticketron PhoneCharge

Box and reserved seat tickets to all Orioles home games can be ordered by phone and charged to your major credit card. Phone Charge hours: 10 am to 10 pm, 7 days a week.

Baltimore Metro Area.....	(301) 481-6000
Washington Metro Area.....	(202) 432-0200

Special Ticket Programs

Baltimore Sun Fantastic Fans Club presented by the Baltimore *SUN* in cooperation with the Orioles and the Oriole Advocates Inc allows families and friends to attend 8 pre-selected Orioles games together at vastly reduced prices.

The membership package costs \$13.00 and provides an opportunity to purchase reserved seat tickets to any or all of the 8 games for up to 8 people at a 50% discount (you pay only \$3.75 for each \$7.50 ticket purchased).

To order the membership kit, enclose a check or money order, payable to *Fantastic Fans Club* in the amount of \$14.00 (includes \$1 for postage/handling) to: *Fantastic Fans Club*, Baltimore Orioles, Memorial Stadium, Baltimore, MD 21218.

Student Discount Program: Senior high school and college students may purchase upper reserved seats for just \$2.50 at any of 30 selected Orioles home games (denoted by an "s" on the schedule-see rear outside cover). Tickets go on sale 1½ hours prior to game time at gate E-6.

Bargain Nights: Upper reserved seats are sold at half-price (a \$7.50 for just \$3.75) for 14 pre-selected "Bargain Nights" (8 Mondays & 6 Thursdays indicated by a "B" on schedule). Bargain Night tickets may be purchased in advance.

Group Nights: Raise money for a worthy cause by selling Orioles tickets to any of 8 Orioles Group Fundraising games (minimum sale per date is 40 tickets). You'll earn \$2 per ticket sold for your favorite charity. **1991 Group Fundraising Dates:** Apr 26, May 15 & 18; Jun 18; Jul 23; Aug 7 & 24; Sep 15.

ORIOLES TICKET OUTLETS

HECHTS

Greater Baltimore Area
Bel Air-Harford Mall
Glen Burnie-Marley Station
Owings Mills-Owings Mill Mall
Rosedale-Golden Ring Mall
Towson-Towson Mall
Woodlawn-Security Sq Mall

Greater Washington Area
Alexandria, VA-Landmark Mall
Arlington, VA-Ballston Mall
Bethesda, MD-Montgomery M'll
Fairfax, VA-Fair Oaks Mall
Galthersburg, MD
Lakelorest Mall

Hyattsville, MD-
Prince Georges Plaza
Landover, MD-Landover Mall
Marlow Heights-
Marlow Heights ShopCtr
Manassas, VA-Manassas Mall
McLean, VA-Tyson's Corner
Shopping Center
Wheaton, MD-1116 Viers Mill

Other Locations
Annapolis, MD-Annapolis Mall
Chesapeake, VA-
1401 Greenbrier Mall
Columbia, MD-Columbia Mall
Laurel, MD-Laurel Mall
Richm'nd, VA-1406 Parkham Rd
& 11504 Midlothian Turnpike
Salisbury, MD-Salisbury Mall
Virginia Beach, VA-Lynnhaven
Mall

SEARS ROEBUCK

Frederick, MD-
Francis Scott Key Mall
Silver Spring, MD-White Oak
Mall

WOODWARD & LOTHROP

Baltimore-White Marsh Mall
Annapolis, MD-Parole Plaza
Alexandria, VA-Landmark Mall
Columbia, MD-Columbia Mall
Fairfax, VA-Fair Oaks Mall
Falls Church, VA-7 Corners
Gaithersburg, MD-
Lakelorest Mall
Hyattsville, MD-
Prince Georges Mall
Landover, MD-Landover Mall
McLean, VA-Tyson's Corner
Washington DC-Metro Center
Wheaton, MD-Wheaton Plaza

ADDITIONAL OUTLETS

Greater Baltimore Area
Baltimore City-
Baltimore Arena
Lyric Opera House
Catonsville
Univ Ctr, UMBC Campus
Glen Burnie-MD Waterbeds
26 Crain Highway
Owings Mills-Painters Mill
Randallstown-Record Theatre
7405 Liberty Road
Towson-Towson Center
Towson State University

Greater Washington Area
College Park, MD-Student
Union, Univ of Maryland
Fairfax, VA-Patriot Center
George Mason University
Landover, MD-Capital Centre
Leesburg, VA-The Athlete's
Foot, Market Station
McLean, VA-The Alden Theatre
1234 Ingleside Avenue
Washington, DC-
Metro Video
5017 Conn Ave, NW
Bender Arena
American University
W Bell & Co, 1901 L St, NW
Sabin's Discount Records
3212 Pennsylvania Ave
Tower Records
2000 Pennsylvania Ave
Cultural Alliance
Geo Washington Univ, Smith
Center & Marvin Center
Commander Salamander
1420 Wisconsin Ave, NW

Other Locations

Bowie MD-Metro Video
3224 Superior Lane
Ft Meade, MD-Civilian Welfare
Fund, Nat'l Security Agency
Frederick, MD-Mother's Rec-
ords, Francis Scott Key Mall
Richmond, VA-Univ of
Richmond, Carpenter Center

A convenience charge is assessed at all
TICKETRON OUTLETS

LARGEST WALKUP: The largest "walk-up" sale in Memorial Stadium was 31,626 for a May 9, 1971 weeknight game featuring Oakland's sensational rookie Vida Blue vs Orioles' Ace Jim Palmer. Total crowd was 43,307 and A's won, 2-1.

STANDARD DRUG/DISCOUNT STORES

Richmond/Tidewater Area
Ashland-133 Junction Drive
Charlottesville-208 Main Street
Chesapeake-
1084 Greenbrier Mall
Colonial Heights, VA-
74 South Park Circle
Fredericksburg-
Village Square Shopping Ctr
Mechanicsville-
6593 Mechanics Turnpike
Petersburg-
Arch Village Shopping Center
South Crater Square
Richmond-
6100 Lakeside Avenue
Regency Square
4910 Forest Hill Ave
7023 Three Chop Road
9201 Midlothian Turnpike
9030 West Broad Street
Chestertown Town Center
3514 W Cary St (Carytown)
Laburnum Square

Orioles Baseball Stores

Seabrook, MD
Seabrook Shopping Ctr
(301) 577-0000
Mon-Fri 10-6, Sat 10-5

Washington, DC
914 17th St, NW
(202) 296-BIRD
Mon-Fri 9-5:30, Sat 10-2

York, PA
West Manchester Mall
(717) 764-5941
Mon-Sat 10-9, Sun 12-5

BABE RUTH BIRTHPLACE/BASEBALL CENTER

Located at 216 Emory Street, the Babe Ruth Birthplace/Baseball Center is just 6 blocks west of Baltimore's Inner Harbor, and **only 2 blocks from the new downtown ballpark in Camden Yards.**

The museum was officially established in 1971 as an historic landmark and shrine to commemorate the birthplace of perhaps the most famous and most popular American athlete of all time. It was expanded in 1983 to become the **official Baltimore Orioles Museum.**

The BRB/BC is open daily: 10 to 5, April to October and 10 to 4 from November to March. As the second largest baseball museum in America, the Birthplace sports over 26 exhibits on the Orioles, the Babe and Maryland baseball history.

And, it will soon be getting bigger. By the All-Star Game of 1993, scheduled for the Baltimore's new downtown ballpark, a second museum building will open at Emory & Portland Streets, cater-corner to the BRB/BC. The new facility will feature an expanded Orioles Museum, exhibits on Maryland's Negro Leagues and amateur baseball, and a large replica of the inside of Memorial Stadium in the grand reception area.

To inquire about Museum rental for receptions, parties, and meetings, or about memberships or group tours, please call 310-727-1539.

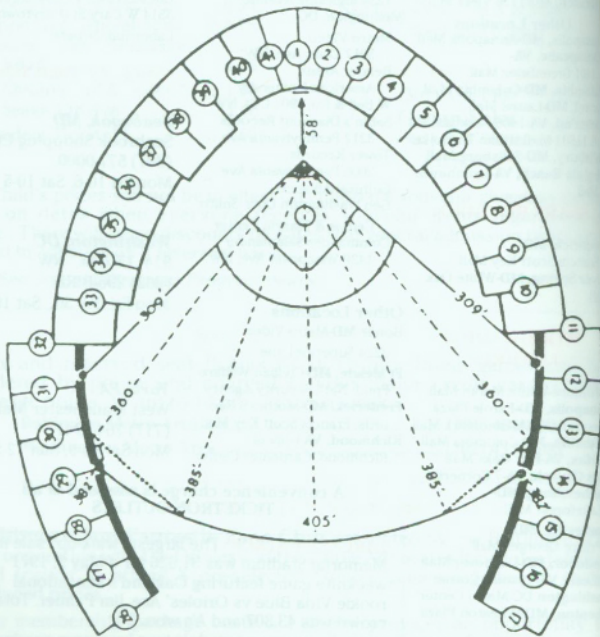
MEMORIAL STADIUM DATA

Lower Boxes	7,474 ¹	Lower Reserved	8,533 ²
Terrace Boxes		Upper Reserved	12,298
(Rows 16-24)	3,519	Lower Res Grandstand	3,273
Mezzanine Boxes	1,866 ²	Upper Res GA	5,169
Upper Boxes	3,610	Total Reserved Seats	29,273
"Sky" Boxes	28		
Total Boxes	16,497	General Adm (Lower)	7,601 ³
		Stadium Capacity	53,371

(1) Includes 2,568 "field boxes" installed in '61; (2) Includes 3,484 partially obstructed seats; (3) Includes 853 partially obstructed seats. The total of partially obstructed seats in lower deck is 4,337.

Additional Totals: Lower Stand Boxes (10,993); Lower Stand Box & Reserved (22,799); Total Lower Stand Capacity, including general admission (30,400); Upper Stand Capacity (22,971), including Mezzanine. A total of 723 seats were added to the upper deck in 1977 (35th row).

See page 102 for Memorial Stadium history.



Additional measurements: Concrete wall—14 ft. high. Wire fence—7 ft. high.

ORIOLES HAVE USED 37 3RD BASEMEN SINCE BROOKS

Since **Brooks Robinson** retired in 1977, the Orioles have used 37 different players at 3rd base.

Alphabetically, they are: Juan Beniquez, Juan Bonilla, Marty Brown, Fritz Connally, Todd Cruz, Rich Dauer, Doug DeCinces, Tom Dodd, Kiko Garcia, Leo Gomez, Rene Gonzales, Dan Graham, Wayne Gross, Glenn Gulliver, Jackie Gutierrez, Leo Hernandez, Rex Hudler, Tim Hulett, Ron Jackson, Ricky Jones, Ray Knight, Wayne Krenchicki, John Lowenstein, Eddie Murray, Tom O'Malley, Kelly Paris, Floyd Rayford, Bill Ripken, Cal Ripken Jr, Aurelio Rodriguez, Gary Roenicke, Wade Rowdon, Rick Schu, Larry Sheets, Pete Stanicek, Ron Washington and Craig Worthington.

A total of 82 have played the "hot corner" for the O's during their 37 Baltimore seasons. **Brooks** appeared in a major league record 2,871 games there, but only two others have played more than 300 games in an Orioles uniform at 3rd base: **Doug DeCinces** (792) and **Craig Worthington** (302)...**Rich Dauer** (242) and **Floyd Rayford** (204) played 200+ games at the position for the Birds.

Since DeCinces was traded to California prior to the '82 season, 31 Orioles have tried their hands at that position.

ORIOLES ATTENDANCE INFORMATION

ANNUAL ATTENDANCE FIGURES, 1954-1989

SEASON	AT MEMORIAL STADIUM			ON THE ROAD		
	ATTENDANCE	DATES	AVG. DATE	ATTENDANCE	DATES	AVG. DATE
1990	2,415,189	79	30,572	2,034,936	79	25,759
1989	2,535,208	78	32,503	2,041,702	81	25,206
1988	1,660,738	74	22,442	1,879,950	81	23,209
1987	1,835,692	78	23,535	1,880,678	80	23,508
1986	1,973,178	79	24,977	1,737,893	80	21,724
1985	2,132,387	80	26,655	1,657,460	76	21,809
1984	2,045,784	76	26,918	1,759,964	81	21,728
1983	2,042,071	77	26,520	1,854,401	77	24,083
1982	1,613,031	74	21,798	1,622,109	80	20,276
1981	1,024,247	53	19,325	954,002	46	20,739
1980	1,797,438	80	22,468	1,608,616	77	20,891
1979	1,681,009	72	23,347	1,596,922	76	21,012
1978	1,051,724	73	14,407	1,495,193	78	19,169
1977	1,195,769	77	15,529	1,412,675	72	19,620
1976	1,058,609	74	14,306	1,307,920	74	17,675
1975	1,002,157	68	14,738	1,163,631	74	15,725
1974	962,572	74	13,008	1,289,741	75	17,197
1973	960,303	72	13,338	1,184,679	75	15,796
1972	899,950	69	13,042	1,265,353	74	17,099
1971	1,023,037	64	15,985	1,165,879	76	15,341
1970	1,057,069	75	14,094	1,311,394	78	16,813
1969	1,062,094	73	14,549	1,244,770	74	16,821
1968	868,709	71	12,235	1,256,724	76	16,536
1967	860,390	64	13,444	1,122,760	74	15,172
1966	1,203,366	67	17,961	1,309,159	76	17,225
1965	781,649	68	11,495	930,538	73	12,747
1964	1,116,215	69	16,177	1,057,173	72	14,683
1963	774,343	72	10,755	829,732	71	13,081
1962	790,254	72	10,976	886,543	70	12,665
1961	951,089	70	13,587	1,001,302	71	14,103
1960	1,187,849	71	16,730	1,151,055	69	16,682
1959	891,926	64	13,936	990,449	71	14,317
1958	829,991	67	12,388	660,352	69	9,570
1957	1,029,581	67	15,367	739,289	66	11,201
1956	901,201	67	13,539	678,173	64	10,595
1955	852,039	62	13,743	648,412	56	11,579
1954	1,060,910	67	15,834	614,833	64	9,607
Totals	47,308,768	2637	17,940	47,346,362	2706	17,497

*Average annual attendance home—1,278,615 away—1,279,631

ORIOLES RECORD CROWDS

MEMORIAL STADIUM	ATTENDANCE	DATE	OPPONENT
Largest Crowd	54,458	Oct. 9, '66	Dodgers (World Series)
Largest Crowd, Reg. Sea.	52,395	Apr. 4, '88	Brewers (Opening Day)
Single Night Game	51,649	Aug. 16, '80	Yankees
Day Doubleheader	51,764	June 10, '84	Tigers
Night Doubleheader	51,883	Oct. 1, '82	Brewers
Opening Day	52,395	Apr. 4, '88	Brewers
Memorial Day	42,949	May 25, '81	Yankees
Independence Day	45,339	July 4, '77	Tigers
Labor Day	41,202	Sep. 5, '83	Red Sox
Five Date Series	249,605*	Aug. 14-18, '80	Yankees
Four Date Series	167,456	June 15-18, '90	Red Sox
Three Date Series	150,757	Oct. 1-3, '82	Brewers
Two Date Series	69,569	July 1-2, '57	Yankees
Smallest Crowd	655	Aug. 17, '72	White Sox
All Star Game	48,829	July 8, '58	—
Most 100,000—Series	11	1989	—
ON THE ROAD			
Largest Crowd	67,064	Oct. 16, '83	Phillies (World Series)
Largest Crowd, Reg. Sea.	64,540	Apr. 10, '87	Indians
Smallest Crowd	476	Sep. 19, '63	Angels (L.A.)
Single Series (3 dates)	156,458	Aug. 8-10, '80	Yankees (3 games)
Single Series (4 dates)	199,542	Sep. 13-16, '90	Blue Jays

*Major League Record

50 MILLION AT MEMORIAL? ... Thru the 1st 37 years at Memorial Stadium, the Orioles have drawn a total of 47,853,459 ... That includes 47,308,768 for 2,637 regular season home dates and 544,691 for 13 post-season games ... The Orioles need 2,146,541 in their last season at Memorial Stadium to reach 50 million.

ATTENDANCE: The Orioles drew 2,415,189 for 79 dates in 1990 at Memorial Stadium, 8th highest in the majors, 5th in the AL, and 2nd most in club history, behind the Birds' all-time mark of 2,535,208 in 1989 ... Only 2 other major league clubs had a losing record and drew more at home: California (2,555,688) and St. Louis (2,573,495) ... The Orioles' final road attendance mark of 2,034,936 was also the 2nd highest in club history, less than 7,000 shy of what the O's drew on the road in 1989.

RECORDS FALL: The Orioles shattered 3 club home attendance records: best attended homestand in club history—392,003, 10 dates, June 8-18; best attended 4-date series—167,456, June 15-18 vs. Boston; best attended April

(Cont on page 18)

ORIOLES BIGGEST WINNERS SINCE START OF DIVISIONAL PLAY

(1969 thru 1990—22 Years)						
Rank	Won-Lost	Pct	Rank	Won-Lost	Pct	
1	ORIOLES	1929-1555	.554	14	Phillies	1735-1765 .496
2	Reds	1914-1584	.547	15	Angels	1715-1787 .490
3	Dodgers	1906-1595	.544	16	Twins	1707-1788 .488
4	Yankees	1893-1599	.542	17	Expos	1696-1801 .485
5	Red Sox	1892-1605	.541	18	Blue Jays	1069-1140 .483
6	Pirates	1831-1661	.524	19	Cubs	1689-1803 .483
7	Athletics	1832-1669	.523	20	Brewers	1680-1819 .480
8	Royals	1821-1673	.521	21	White Sox	1672-1817 .479
9	Tigers	1797-1702	.514	22	Rangers	1636-1854 .469
10	Cardinals	1782-1714	.510	23	Braves	1595-1895 .457
11	Mets	1770-1726	.506	24	Indians	1586-1899 .455
12	Astros	1768-1735	.505	25	Padres	1556-1944 .445
13	Giants	1742-1762	.497	26	Mariners	937-1275 .424

ORIOLES BIGGEST WINNERS FROM 1960 THRU 1990

(31 Years)						
Rank	Won-Lost	Pct	Rank	Won-Lost	Pct	
1	ORIOLES	2807-2276	.552	14	Athletics	2489-2612 .488
2	Yankees	2798-2294	.549	15	Angels (30 yrs)	2329-2466 .486
3	Dodgers	2783-2317	.546	16	Expos (22 yrs)	1696-1801 .485
4	Reds	2765-2327	.543	17	Blue Jays (14 yrs)	1069-1140 .483
5	Tigers	2667-2435	.523	18	Astros (29 yrs)	2242-2393 .483
6	Cardinals	2666-2446	.522	19	Braves	2448-2637 .481
7	Pirates	2653-2434	.522	20	Brewers (22 yrs)	1680-1819 .480
8	Royals (22 yrs)	1821-1673	.521	21	Cubs	2395-2693 .471
9	Red Sox	2651-2447	.520	22	Indians	2382-2703 .468
10	Giants	2623-2479	.514	23	Mets (29 yrs)	2164-2463 .467
11	White Sox	2546-2547	.499	24	Rangers (30 yrs)	2157-2622 .451
12	Twins	2536-2561	.498	25	Padres (22 yrs)	1556-1944 .445
13	Phillies	2508-2586	.492	26	Mariners (14 yrs)	937-1275 .424

AL/NL CLUBS RECORDS SINCE O'S RETURN TO MAJORS

(16 teams that existed in '54 only)						
Rank	Won-Lost	Pct	Rank	Won-Lost	Pct	
1	Yankees	3265-2597	.557	9	Pirates	2994-2863 .511
2	Dodgers	3226-2645	.549	10	White Sox	2979-2884 .508
3	Reds	3155-2707	.538	11	Braves	2892-2955 .495
4	ORIOLES	3135-2717	.536	12	Phillies	2864-3000 .488
5	Tigers	3049-2823	.519	13	Indians	2841-3014 .485
6	Red Sox	3042-2826	.518	14	Twins	2838-3029 .484
7	Cardinals	3025-2835	.516	15	Athletics	2794-3077 .476
8	Giants	3030-2842	.516	16	Cubs	2736-3120 .467

ORIOLES ATTENDANCE NOTES

(Continued from page 17)

series—124,000, 4 dates, April 19-22, vs. Detroit . . . The Orioles also broke one road attendance mark when they and the Blue Jays played before 199,542 in a 4-game set at the SkyDome, Sep 13-16, the biggest road series in club history surpassing a mark that had held up for more than 10 years (188,350 for 4 games at Yankee Stadium, Aug 3-6, '79).

BIG SERIES: The Orioles drew 2 of the 4 largest 3-date series in club history. A total of 142,552 saw the Orioles and Athletics play a 3-game series, Aug 17-19, the 2nd largest 3-date series in club history, and 137,056 witnessed the O's-Yankees series, June 8-10, 4th largest series ever at Memorial Stadium . . . The O's had 10 home series of 100,000+, one shy of 1989 when they drew a club record 11 . . . In 37 years at Memorial Stadium, the O's have hosted 77 series of 100,000+ attendance, 66 coming in the last 12 years, since '79.

ORIOLES CAREER PITCHING LEADERS

ERA			STRIKEOUTS			GAMES		
(500 or more innings)								
S. Miller	2.37	Palmer	2,212	Palmer	558			
Wilhelm	2.42	McNally	1,476	T. Martinez	499			
Watt	2.73	Flanagan	1,225	McNally	412			
Dobson	2.78	Cuellar	1,011	Watt	363			
Palmer	2.86	Pappas	944	McGregor	356			
O'Dell	2.87	Barber	918	Flanagan	344			
Hall	2.89	McGregor	904	Hall	342			
Hardin	2.95	D. Martinez	858	D. Martinez	319			
Phoebus	3.06	Boddicker	836	Stewart	307			
Roberts	3.09	T. Martinez	584	S. Miller	297			
WINS			INNINGS			SHUTOUTS		
Palmer	268	Palmer	3,947.2	Palmer	53			
McNally	181	McNally	2,653	McNally	33			
Cuellar	143	Flanagan	2,184.2	Cuellar	30			
Flanagan	139	McGregor	2,141.1	Pappas	26			
McGregor	138	Cuellar	2,028	McGregor	23			
Pappas	110	D. Martinez	1,775.1	Barber	19			
D. Martinez	108	Pappas	1,632	Flanagan	17			
Barber	95	Barber	1,415	Boddicker	13			
Boddicker	79	Boddicker	1,273.2	Phoebus	11			
Hall	65	H. Brown	1,032	D. Martinez	10			
LOSSES			SAVES			WON-LOST PCT.		
Palmer	152	T. Martinez	105	Stone	656 (40-21)			
McNally	113	S. Miller	92	Palmer	638 (268-152)			
Flanagan	109	Watt	72	Bunker	620 (44-27)			
McGregor	108	OLSON	64	Cuellar	619 (143-88)			
D. Martinez	93	Stoddard	57	Hall	619 (65-40)			
Cuellar	88	Hall	51	McNally	616 (181-113)			
Barber	75	Aase	50	Pappas	598 (110-74)			
Pappas	74	Stanhouse	45	Dobson	581 (36-26)			
Boddicker	73	Stewart	42	Phoebus	575 (50-37)			
H. Brown	48	Wilhelm	40	Davis	574 (54-40)			

COMPLETE GAMES: Palmer 211; Cuellar 133; McNally 120; Flanagan 98; McGregor 83; Pappas 82; D. Martinez 69; Barber 53; Boddicker 53; Grimsley 38.

ORIOLES CAREER BATTING LEADERS

GAMES		AT BATS		RUNS								
B. Robinson	2,986	B. Robinson	10,654	B. Robinson	1,232							
Belanger	1,962	Murray	6,845	Murray	1,048							
Murray	1,820	Powell	5,912	C. RIPKEN	871							
Powell	1,763	Belanger	5,734	Powell	796							
Blair	1,700	C. RIPKEN	5,655	Bumbry	772							
C. RIPKEN	1,476	Blair	5,606	Blair	737							
Singleton	1,446	Singleton	5,115	Singleton	684							
Bumbry	1,428	Bumbry	4,958	Belanger	670							
Dempsey	1,237	Dauer	3,829	F. Robinson	555							
Dauer	1,140	Dempsey	3,576	Dauer	448							
HITS		DOUBLES		TRIPLES								
B. Robinson	2,848	B. Robinson	482	B. Robinson	68							
Murray	2,021	Murray	351	Bumbry	52							
Powell	1,574	C. RIPKEN	294	Blair	51							
C. RIPKEN	1,552	Blair	269	Aparicio	34							
Singleton	1,455	Powell	243	Belanger	33							
Blair	1,426	Singleton	235	C. RIPKEN	28							
Bumbry	1,403	Bumbry	217	Grich	27							
Belanger	1,304	Dauer	193	Murray	25							
Dauer	984	D. Johnson	186	Brandt	22							
D. Johnson	904	Belanger	174	Boyd	20							
HOME RUNS		TOTAL BASES		RUNS BATTED IN								
Murray	333	B. Robinson	4,270	B. Robinson	1,357							
Powell	303	Murray	3,421	Murray	1,190							
B. Robinson	268	Powell	2,748	Powell	1,063							
C. RIPKEN	225	C. RIPKEN	2,577	C. RIPKEN	828							
Singleton	182	Singleton	2,274	Singleton	767							
F. Robinson	179	Blair	2,175	Blair	567							
Triandos	142	Bumbry	1,883	F. Robinson	545							
Blair	126	Belanger	1,604	Triandos	517							
Gentile	124	F. Robinson	1,598	L. May	487							
L. May	123	Triandos	1,351	Gentile	398							
EXTRA BASE HITS		BATTING AVERAGE		STOLEN BASES								
(Minimum 1,200 ab's)												
B. Robinson	818	Nieman	.303	Bumbry	252							
Murray	709	Boyd	.301	Blair	167							
Powell	557	F. Robinson	.300	Aparicio	166							
C. RIPKEN	547	Murray	.295	Belanger	166							
Blair	446	T. Davis	.291	Baylor	118							
Singleton	436	Rettenmund	.284	Buford	85							
F. Robinson	340	Singleton	.284	Grich	77							
Bumbry	322	Bumbry	.283	Wiggins	71							
DeCinces	282	Lacy	.280	Murray	61							
D. Johnson	268	Woodling	.280	Kelly	55							
WALKS		GWRBI										
Powell	889	Singleton	885	B. Robinson	184							
Belanger	571	Bumbry	464	Murray	166							
460	Grich	457	Dempsey	422	Powell	140						
					C. RIPKEN	114						
						Singleton	95					
							F. Robinson	83				
								L. May	77			
									Blair	67		
										Gentile	58	
											D. Johnson	57

RECORDS

ORIOLES YEAR-BY-YEAR LEADERS—BATTING

YR.	AVERAGE	HOME RUNS	RUNS BATTED IN	STOLEN BASES
54	Abrams	293	Stephens	46
55	Triandos	277	Triandos	65
56	Nieman	322	Triandos	88
57	Boyd	318	Triandos	72
58	Woodling	276	Triandos	79
59	Woodling	300	Triandos	77
60	B. Robinson	294	Hansen	98
61	Gentile	302	Gentile	141
62	B. Robinson	303	Gentile	87
63	A. Smith	272	Powell	82
64	B. Robinson	317	Powell	118
65	B. Robinson	297	B. Robinson	80
66	F. Robinson	316	F. Robinson	122
67	F. Robinson	311	F. Robinson	94
68	B. Robinson	253	B. Robinson	85
69	F. Robinson	308	Powell	121
70	F. Robinson	306	Powell	114
71	Rettenmund	318	F. Robinson	99
72	Grich	278	Powell	81
73	Davis	306	Williams	89
74	Davis	289	Grich	84
75	Singleton	300	Baylor	99
76	Singleton	278	R. Jackson	109
77	Singleton	328	L. May/Murray	99
78	Singleton	293	DeCinces	95
79	Murray	295.4	Singleton	111
80	Bumby	318	Murray	116
81	Murray	294	Murray	78
82	Murray	316	Murray	110
83	Ripken	318	Murray	111
84	Murray	306	Murray	110
85	Murray	297	Murray	124
86	Murray	305	Ripken	84
87	Sheets	316	Sheets	98
88	Murray	284	Murray	84
89	Bradley	277	Tettleton	93
90	Finley	256	C. Ripken	84

To be listed as average leader, player must have qualifying plate appearances (502 minimum)

.300 HITTERS

In 36 seasons the Orioles have had 26 qualifying .300 hitters (477 plate appearances from '54 through '60 and 502 plate appearances since '61) and only five times (three in '80 and two in '69, '77, '83 & '84) have they had more than one in the same season. The complete list: **1956**—Bob Nieman, .322... **1957**—Bob Boyd, .318... **1959**—Gene Woodling, .300... **1961**—Jim Gentile, .302... **1962**—Brooks Robinson, .303... **1964**—Brooks Robinson, .317... **1966**—Frank Robinson, .316*... **1967**—Frank Robinson, .311... **1969**—Frank Robinson, .308 and Boog Powell, .304... **1970**—Frank Robinson, .306... **1971**—Merv Rettenmund, .318... **1973**—Tommy Davis, .306... **1975**—Ken Singleton, .300... **1977**—Ken Singleton, .328 (club record) and Al Bumby, .317... **1980**—Al Bumby, .318, Ken Singleton, .304, and Eddie Murray, .300... **1982**—Eddie Murray, .316... **1983**—Cal Ripken, .318 and Eddie Murray, .306... **1984**—Eddie Murray, .306 and Cal Ripken, .304... **1986**—Eddie Murray, .305... **1987**—Larry Sheets, .316.

*Led League

* Tied for league lead

30 HOME RUN CLUB

Seven different Orioles have hit 30 or more home runs in a season 17 different times. Eddie Murray has done it 5 times, followed by Boog Powell with 4. Frank Robinson accomplished the feat three times, Jim Gentile twice and Gus Triandos, Ken Singleton and Larry Sheets once each. Triandos was the first Oriole to achieve that mark when the hit 30 homers in '58, earning him a share of the A.L. record for a catcher that stood for 24 years until Detroit's Lance Parrish broke it in '82.

By Year: **1958**—Triandos (30)... **1961**—Gentile (46)... **1962**—Gentile (33)... **1964**—Powell (39)... **1966**—F. Robinson (49, Club Record) and Powell (34)... **1967**—F. Robinson (30)... **1969**—Powell (37) and F. Robinson (32)... **1970**—Powell (35)... **1979**—Singleton (35)... **1980**—Murray (32)... **1982**—Murray (32)... **1983**—Murray (33)... **1985**—Murray (31)... **1987**—Sheets (31) and Murray (30).

Frank Robinson is the only Oriole to have led the league outright in homers (49 in '66). Murray tied three others for A.L. top honors with 22 during the abbreviated '81 season.

ORIOLES TOP PERFORMANCES BY MONTH

HOME RUNS		RUNS BATTED IN	
15	Jim Gentile	Aug. '61	32
13	Frank Robinson	Jul. '66	Mike Young
12	Frank Robinson	Aug. '66	Doug DeCinces
11	Eddie Murray	Jun. '78	Boog Powell
	Boog Powell	Aug. '66	30
	Boog Powell	Jul. '69	Jim Gentile
	Mike Young	Aug. '85	Eddie Murray
	Eddie Murray	July '87	29
			Frank Robinson
			Boog Powell
			Eddie Murray

ORIOLES YEAR-BY-YEAR LEADERS—PITCHING

YR.	WON	LOST	INNINGS PITCHED	ERA
54	Turley	14	Larsen*	21
55	Wilson	12	Wilson*	18
56	Moore	12	Wight	12
57	Johnson	14	Moore	13
58	Portocarrero	15	Harshman	15
59	Pappas	15	O'Dell	12
60	Estrada*	18	Estrada/Fisher	11
61	Barber	18	Fisher	13
62	Pappas	12	Estrada*	17
63	Barber	20	Barber	13
64	Bunker	19	Barber	13
65	Barber	15	Barber	10
66	Palmer	15	Palmer	10
67	Phoebus	14	S. Miller	10
68	McNally	22	Phoebus	15
69	Cuellar	23	Cuellar	11
70	Cuellar/McNally*	24	Palmer	10
71	McNally	21	Cuellar	9
72	Palmer	21	Dobson*	18
73	Palmer	22	McNally	17
74	Cuellar	22	Grimsley	13
75	Palmer*	23	Grimsley	13
76	Palmer*	22	Cuellar	13
77	Palmer*	20	R. May	14
78	Palmer	21	Flanagan	15
79	Flanagan*	23	D. Martinez	16
80	Stone*	25	Flanagan	13
81	D. Martinez*	14	Palmer/Stewart	8
82	D. Martinez	16	D. Martinez	12
83	McGregor	18	D. Martinez	16
84	Boddicker	20	Flanagan	13
85	McGregor	14	Boddicker	17
86	Boddicker	14	McGregor	15
87	Bell/Boddicker	10	Bell	13
88	Ballard	8	Bautista	15
89	Ballard	18	Schmidt	8
90	Johnson	13	Harnisch	11

* Led league
* Tied for league lead
To qualify as era leader must have 154 innings ('54-'60) and 162 or more innings (starting '61).

100 RBI MEN

During the O's first seven years ('54 thru '60), nobody drove in 100 runs... Then, in '61, Jim Gentile broke the barrier with gusto while accumulating 141 rbi, still a club record.

Since then, seven different players have driven in 100 runs 17 times; Eddie Murray (5 times); Boog Powell (3 times); Brooks and Frank Robinson, Ken Singleton and Cal Ripken (twice); Lee May (once).

By Year: **1961**—Gentile (141)... **1964**—Brooks (118)*... **1966**—Frank (122)*, Powell (109) and Brooks (100)... **1969**—Powell (121) and Frank (100)... **1970**—Powell (114)... **1976**—May (109)*... **1979**—Singleton (111)... **1980**—Murray (116) and Singleton (104)... **1982**—Murray (110)... **1983**—Murray (111) and Ripken (102)... **1984**—Murray (110)... **1985**—Murray (124) and Ripken (110).

NOTE: Murray became the fourth Oriole to lead the American League in runs batted in with 78 in '81, which was abbreviated by the players' strike.

* Led league

ORIOLES HOME RUN AND RBI RECORDS BY POSITION

POS.	PLAYER	HR	YR.	POS.	PLAYER	RBI	YR.
1B	Jim Gentile	45*(46)	1961	1B	Jim Gentile	139*(144)	1961
2B	Bobby Grich	19	1974	2B	Bobby Grich	82	1974
3B	Brooks Robinson	28	1964	3B	Brooks Robinson	118	1964
SS	Cal Ripken	27	1983	SS	Cal Ripken	110	1985
LF	Boog Powell	39	1964	LF	Boog Powell	94*(99)	1964
CF	Paul Blair	26	1969	CF	Paul Blair	76	1969
RF	Frank Robinson	47*(49)	1966	RF	Frank Robinson	117*(122)	1966
C	Gus Triandos	30	1958	C	Gus Triandos	78*(79)	1958
DH	Lee May	25	1978	DH	Tommy Davis	83*(89)	1973
				DH	Ken Singleton	83*(84)	1974
						83*(84)	1983

* HR & RBI all that position only. Total HR and RBI for season are in parentheses.

BALTIMORE ORIOLES RECORDS

1954 thru 1990

BATTING

Individual—By Game

Most Hits5	Accomplished 27 times: 3 times —Luis Aparicio [all '66]; Cal Ripken [8/22/82 vs. Tex (A), 9/3/83 vs. Min. (A), 5/5/85 vs. Min. (A)] Twice —Don Baylor, Bob Boyd, Al Bumbry, Tommy Davis, Brooks Robinson Once —Jerry Adair, Mark Belanger, Paul Blair [ALCS], Phil Bradley [7/9/89 vs. Mil. (A)], Rich Coggins, Clint Courtney, Rich Dauer, Billy Goodman, Eddie Murray, Russ Snyder, Gene Woodling.
Most Hits, M.S.5	Accomplished 4 times: Jerry Adair [8/24/62—vs. N.Y. Bob Boyd† [9/15/57 vs. Cle.] Rich Dauer [6/2/80—Mil.], Billy Goodman † [9/15/57—vs. Cle.]
Most Runs4	Accomplished 27 times: 3 times by Merv Rettenmund and most recently by Bob Melvin (4/14/90 at Det.) and Jeff McKnight (8/12/90 at Cal).
Most RBI9	Jim Gentile —May 9, '61 vs. Minnesota (A) Eddie Murray —Aug. 26, '85 vs. California (A)
Most RBI M.S.7	Boog Powell —Jul. 6, '66 vs. K.C. A's Eddie Murray —May 18, '86 vs. Oakland
Most RBI, Opp.8	Mike Epstein —Jun. 19, '70, Washington (H)
Most RBI, D-header11	Boog Powell —Jul. 6, '66 vs. K.C. A's (H)
Most Doubles4	Charlie Lau —Jul. 13, '62 vs. Cleveland (H) Dave Duncan —Jun. 30, '75 vs. Boston (A)
Most Triples3	Al Bumbry —Sep. 22, '73 vs. Milwaukee (A)
Most Home Runs3	See Home Run Section on page 25.
Most Total Bases13	Eddie Murray (twice)—Sep. 14, '80 vs. Toronto (A) Aug. 26, '85 vs. California (A) Boog Powell —Aug. 15, '66 vs. Boston (A) Cal Ripken —Sep. 3, '83 vs. Minnesota (A) Dan Ford —July 20, '83 vs. Seattle (A) Lee Lacay —June 8, '86 vs. New York (A)
Most Total Bases, M.S.12	Bobby Grich —Jun. 18, '74 vs. Min. Juan Beniquez —Jun. 12, '86 vs. New York Randy Milligan —Jun. 9, '90 vs. New York
Most Total Bases, Opp.16	Rocky Colavito —Jun. 10, '59, Cleveland (H)
Most Stolen Bases3	Accomplished 13 times: 5 times —Luis Aparicio; 4 times —Don Baylor; Once —Paul Blair, Don Buford, Al Bumbry, Steve Finley [9/7/89 vs. Tex. (A)], Larry Harlow.
Most Stolen Bases, Opp.4	Rickey Henderson —Jun. 26, '85, New York (A) Dave Collins —Aug. 5, '84, Toronto (H)
Most Base on Balls5	Bobby Grich —Aug. 9, '75 vs. Chicago (A)
Most Strikeouts5†	Don Buford —Aug. 26, '71 vs. Chicago (A), [9 inn., consecutive] Phil Bradley —Sep. 7, '89 vs. Texas (A)
Most Consecutive Hits, 2 or More Games10	Ken Singleton —Aug. 26–28, '81
Most Consecutive Times, Reached Safely13	Jim Dwyer —Sep. 29 thru Oct. 2, '82 [5 walks/8 hits]
Most Times Reaching Base on Error3††	Phil Bradley —Aug. 4, '89 vs. Texas (H)

†—Boyd & Goodman were the first two of only 4 O's to get 5 hits in one game in 37 seasons at Memorial Stadium, and they did it in the same game, Sep. 15, '57.

*—American League Record

**—Ties American League Record

††—Ties Major League Record

BATTING RECORDS (Cont.)

HITTING FOR CYCLE

Brooks Robinson	Jul. 15, '60—vs. Chicago (A) [5 hits . . . 2 singles]
Cal Ripken	May 6, '84—vs. Texas (A) [4 hits]

VS. O'S: **Tony Horton**, Cle., Jul. 2, '70 (at Bal.); **Larry Hise**, Min., Jun. 4, '76 (at Bal.); **George Brett**, K.C., May 28, '79 (at K.C.); **Bob Watson**, Bos., Sep. 15, '79 (at Bal.); **Tony Phillips**, Oak., May 16, '86 (at Bal.); **Mike Greenwell**, Bos., Sep. 14, '88 (at Bos.).

Individual—By Season(s)

Most Games163	Brooks Robinson '61, '64
Most Consec. Games, One or More Seasons1,411	Cal Ripken Current thru '90
Most Consec. Games at one position1,384†	Cal Ripken Current thru '90
Most Consec. Innings, One or More Seasons8,243	Cal Ripken June 5, '82 thru Sep. 14, '87
Most At Bats668	Brooks Robinson '61
Most Plate Appnces.736	Brooks Robinson '61
Most Runs122	Frank Robinson '66
Most Hits211	Cal Ripken '83
	Al Bumbry '80
Most Total Bases367	Frank Robinson '66
Most Singles158	Al Bumbry '80
Most Doubles47	Cal Ripken '83
Most Triples12	Paul Blair '67
Most HR, RHB49	Frank Robinson '66
Most HR, LHB46	Jim Gentile '61
Most Extra Base Hits85	Frank Robinson '66
Most RBI, LHB141	Jim Gentile '61
Most RBI, RHB122	Frank Robinson '66
Most RBI, SWB124	Eddie Murray '85
Most RBI, Month32	Mike Young Aug. '85
Most GWRBI21	Jim Gentile (un-official) '61
	Eddie Murray '82
Most Consec. Games Hit Safely22	Eddie Murray '82
	Doug DeCinces †'78–'79
Most Sac. Hits23	Mark Belanger '75
Most Sac. Files11	Cal Ripken '87
Most Stolen Bases57	Luis Aparicio '64
Most Walks118	Ken Singleton '75
Most Int. Walks25	Eddie Murray '84
Most Strikeouts160	Mickey Tettleton '90
Fewest Strikeouts19	Rich Dauer (618 app.) '80
	Clint Courtney (437 app.—non-qualifier) '54
Most Hit by Pitch20	Bobby Grich '74
Most GIDP32	Cal Ripken '85
	Brooks Robinson '60
Most Pinch Hits24*	Dave Philley '61
Most Consec. Pinch Hits6	Bob Johnson '64
Most Pinch-Hit RBI18	Dave Philley '61
Highest Batting Avg.328	Ken Singleton (536–176) '77
Highest Slugging Avg.646	Jim Gentile (486–314) '61
Highest On-Base Pct.438	Ken Singleton (651–285) '77
Club Batting (Game, Inning)	
Most Runs, Inning10	Jul. 8, '69 —vs. New York (H) Apr. 29, '79 —vs. Oakland (A) Aug. 21, '85 —vs. Seattle (A)
Most Runs, Game19	Aug. 28, '67 —vs. Cleveland (A)
Most Runs, Game, M.S.18	Sep. 28, '73 —vs. Cleveland (H)
Most Runs, Game, Both Clubs34	Jun. 26, '78 —Tor.-24, Bal.-10 (A) Jun. 8, '86 —Bal.-18, N.Y.-9 (A)
Most Runs, Game, Both Clubs, M.S.26	Aug. 14, '55 —N.Y. 20, Bal. 6
Most Runs Yielded, Inning12	Aug. 10, '65 —to Boston (A)

*—American League Record †—DeCinces' 22—Game Streak: 9/8/79 thru 4/6/79.
†—Major League Record ‡—Only 2 O's to get 200 hits in one season.

CLUB BATTING, GAME (Cont.)

Most Runs Yielded, Inning, M.S. 11... May 11, '62—to Washington	
Most Hits Yielded, Game 24... Jun. 26, '78—to Toronto (A) 20... Aug. 14, '55—to New York (H)	
Larg. Win Margin 17... Jul. 27, '69—vs. Chicago (H), [17-0]	
Larg. Loss Margin 16... Apr. 30, '60—to New York (H), [0-16]	
Most Hits, Inning 9... Jul. 8, '69—vs. New York (H) Aug. 28, '80—vs. California (H)	
Most Hits Yielded, Inning 11... Sep. 20, '83—to Detroit (A)	
Most Hits, Game 26... Aug. 28, '80—vs. California (H), [9 innings]	
Most Hits, Game Both Clubs 41... May 14, '83—Tex.-22, Bal.-19 (A), [11 innings] 40... Aug. 28, '80—Cal.-14, Bal.-26 (H), [9 innings]	
Most Hits Yielded, Game 26... Apr. 23, '81—to Chicago (A) [9 innings] 24... Jun. 26, '78—to Toronto (A) [9 innings]	
Most Hits Yielded, Game, M.S. 23... June 19, '88—to Boston [9 innings]	
Most Doubles, Game 8... Aug. 26, '54—vs. Boston (H), Sep. 7, '65—vs. N.York (A), Jun. 30, '66—vs. Kansas City (A), Aug. 1, '80—vs. California (H)	
Most Triples, Game 3... 4 Times—Most recently: Sep. 22, '73—vs. Milwaukee (A), all by Al Bumbry.	
Most Home Runs, Game 7... See "Home Run" section below	
Most Total Bases, Game 41... Sep. 16, '85—vs. Detroit (A) 40... May 9, '87—vs. Chicago (A)	
Most Total Bases, Game, Opp. 53... Sep. 14, '87—by Toronto (A)	
Most Extra Base Hits, Game 10... May 9, '87—vs. Chicago (A) Sep. 16, '85—vs. Detroit (A) Sep. 20, '84—vs. Boston (H)	
Most Extra Base Hits, Game, Opp. 12... June 21, '87—by Detroit (H) Sep. 14, '87—by Toronto (A)	
Most Stolen Bases, Game 7... Aug. 28, '86—vs. Oakland (A)	
Most Stolen Bases, Game, Opp. 8... Sep. 27, '65—by Kansas City (H)	
Most Left on Base, Game 21... Aug. 25, '68—vs. Boston (H), [18 innings]	
Most Left on Base, 9 inn. 18... May 15, '71—vs. Boston (A)	
Most Strikeouts, Game, 9 inn. 15... Apr. 25, '81—vs. Bos. (H)—Frank Tanana 7, Mark Clear Aug. 13, '87—vs. Mil. (H)—Chris Bosio 12, Mark Clear Jun. 24, '89—vs. Cal. (A)—Chuck Finley 15	
Most Strikeouts, Game, extra inn. 21†... Sep. 12, '62—vs. Wash. (H) (16 inn.)—all by Tom Cheney	
Most Walks, Game 15... Sep. 28, '73—vs. Cleveland (H)—Wilcox 5, Lamb Johnson 5, Bosman 1	

Club Batting (Season)

Highest Average 273... '80	Most Extra Base Hits 478
Lowest Average 225... '68	Most GDP 159
Highest Slugging Pct. 430... '85	Most Sacrifice Hits 110
Most Runs 818... '85	Most Sacrifice Flies 59
Most Hits 1523... '80	Most Stolen Bases 150
Most Total Bases 2370... '85	Most Walks 717
Most Doubles 283... '83	Most Intentional Walks 69
Most Triples 49... '54	Most Strikeouts 1019... '64
Most Home Runs 214... '85	Most Hit by Pitch 58

†—Major League Record

INSIDE-THE-PARK HOME RUNS

On June 8, 1990 at Memorial Stadium, **Phil Bradley** hit an inside-the-park home run off New York's **Greg Cadaret**. It was the 18th inside homer in club history, but the first in 15 seasons, since **Al Bumbry** hit one at old Comiskey Park on Aug 21, '76 (off **Jesse Jefferson**). The Birds had played 2,148 games in between.

Bradley's belt was the first at Memorial Stadium by anybody (Oriole or opponent) since Bumbry did it, also against the Yankees (**Steve Kline**) on Apr 19, '74.

HOME RUNS RECORDS

Individual

Most, Consecutive 4††	Don Baylor —Jul. 1-2, '75—vs. Bos. (A)-1, vs. Det. (A)-3
Most, Game 3	Accomplished 14 times
3 Times: Eddie Murray —	Aug. 29, '79—vs. Minnesota (A-Metro)
	Sep. 14, '80—vs. Toronto (A)
	Aug. 26, '85—vs. California (A)
Boog Powell —	Aug. 10, '63—vs. Washington (A-RFK)
	Jun. 27, '64—vs. Washington (A-RFK)
	Aug. 15, '66—vs. Boston (A)
Once: Don Baylor —	Jul. 2, '75—vs. Detroit (A)
	Jun. 12, '86—vs. New York (H)
	Apr. 29, '70—vs. Chicago (A)
	Jun. 16, '67—vs. California (A)
	Jul. 20, '83—vs. Seattle (A)
	Jun. 18, '74—vs. Minnesota (H)
	Jun. 8, '86—vs. New York (A)
	Jun. 9, '90—vs. New York (H)
Most, Game, M.S. 3	Bobby Grich —Jun. 18, '74 vs. Min.
	Juan Beniquez —Jun. 12, '86 vs. N.Y.
	Randy Milligan —Jun. 9, '90 vs. N.Y.
Most, Game, by Opp., M.S. 4	Rocky Colavito —Jun. 10, '59, Cleveland
3	Manny Jimenez —Jul. 4, '64, KC A's
	Lee Stanton —Jul. 10, '73, California
Most, Game, by Opp., Road 3	Preston Ward —Sep. 9, '58, KC A's
	Bill Madlock —June 28, '87, Detroit
	Ernie Whitt —Sep. 14, '87, Toronto
Most, Season 49	Frank Robinson , '66

(1) .49 . Frank Robinson (rhb)—'66	(9) .33 . Eddie Murray (swb)—'83
(2) .46 . Jim Gentile (lhb)—'61	(10) .32 . Frank Robinson (rhb)—'69
(3) .39 . Boog Powell (lhb)—'64	(11) .32 . Eddie Murray (swb)—'80
(4) .37 . Boog Powell (lhb)—'69	(12) .32 . Eddie Murray (swb)—'82
(5) .35 . Boog Powell (lhb)—'70	(13) .31 . Eddie Murray (swb)—'85
(6) .35 . Ken Singleton (swb)—'79	(14) .31 . Larry Sheets (lhb)—'87
(7) .34 . Boog Powell (lhb)—'66	(15) .30 . Gus Triandos (rhb)—'58
(8) .33 . Jim Gentile (lhb)—'62	(16) .30 . Frank Robinson (rhb)—'67
	(17) .30 . Eddie Murray (swb)—'87

See Also, "30 Home Run" Club, page 18

Most, Season, M.S. 27	Frank Robinson —'66
Most, Season, Rookie 28	Cal Ripken —'82
Most, Season, Pitcher 6	Jack Harshman —'58
Most, Lifetime, Oriole 333	Eddie Murray —'77-'88
	Boog Powell —'61-'74
	Brooks Robinson —'55-'74
Most, Lifetime, M.S. 160	Eddie Murray —'77-'88
	Brooks Robinson —'55-'77
	Boog Powell —'61-'74
Most Multi-Homer Games, Season 7	F. Robinson —'66
Most Multi-Homer Games, Career 20	Eddie Murray —'77-'88
	Boog Powell —'61-'74
Most Grand Slams, Season 5	Jim Gentile —'61
Most Grand Slams, Game 2††	Jim Gentile —May 9, '61—vs. Minnesota (A)
	Frank Robinson —Jun. 26, '70—vs. Washington (A)
Most Grand Slams, Lifetime 14	Eddie Murray —'78-'88
Most, Season, vs. One Opponent 11	Frank Robinson —vs. Detroit, '66
Most, Season, by One Opponent 9	Frank Howard —Washington, '68
Most, Season, by Opponent, M.S. 5	Rocky Colavito —Detroit, '59
	Tony Perez —Boston, '80
	Jim Sundberg —Texas, '80
Most, Lifetime, by Opponent 70	Harmon Killebrew —'55-'75
Most, Lifetime, by Opponent, M.S. 30	Harmon Killebrew —'55-'75
Most, Pinch-Hit Season 3	Whitey Herzog —'62
	Sam Bowers —'67
	Pat Kelly —'79
	Jim Dwyer —'86
Most, Lifetime Pinch-Hit, O's 9	Jim Dwyer —'80-'88

††—Ties Major League Record

- Most, Consecutive Gms, Hit HR6 . . . Reggie Jackson—Jul. 18-23, '76
- Most Extra Innings HRS, Game2††. Mike Young—May 28, '87 vs. California (H)
- Most Times Career, Hitting HRs Left & Righthanded, Same Game8 . . . Eddie Murray
- Most Times Season, Hitting HRs Left & Righthanded, Same Game2††. Eddie Murray (twice): '82—Apr. 24 vs. Chicago (A)† Aug. 26 vs. Toronto (H); '87—May 8-9 vs. Chicago (A)
- Most Consecutive Games Hitting HRS Left & Righthanded2††. Eddie Murray—'87—May 8-9 vs. Chicago (A)

Club Records (Game & Inning)

- Most, Game7 . . . May 17, '67—vs. Boston (A) [Blair, B. Robinson, Robinson, Etchebarren, Bower, Powell, D. Johnson]
- Aug. 26, '85—vs. California (A) [Murray-3, Sheb Rayford, Roenicke, Dempsey]
- Most, Game, M.S.6 . . . May 28, '87—vs. California
- Most, Game, Opp.10†. Sep. 14, '87—by Toronto (A)
- Most, Game, Opp., M.S.6 . . . Jun. 10, '59—Cleveland [Colavito-4, B. Martin, Minch]
- Most, Game, Both Clubs11††. Sep. 14, '87—Toronto-10, Baltimore-1 (A)
- Most, Game, Both Clubs, M.S.8 . . . May 28, '87—Baltimore-6, California-2
- Most, Inning4 . . . May 17, '67—vs. Boston (A) [Etchebarren, Bower, Powell, D. Johnson]
- Most, Succession3 . . . Apr. 30, '61—Detroit (A) [Gentile, Triandos, Hansen]
- Sep. 10, '65—vs. K.C. (H) [B. Robinson, Blefary, Adair]
- Sep. 4, '69—vs. Detroit (A) [F. Robinson, Powell, E. Robinson]
- May 8, '79—vs. Oakland (H) [Murray, L. May, Roenicke]
- Sep. 16, '85—vs. Detroit (A) [Ripken, Murray, Lynn]
- Most, 11 consecutive games32†. May 8-18, '87
- Most, 12 consecutive games35†. May 8-19, '87
- Most, 13 consecutive games36†. May 8-20, '87
- Most, 14 consecutive games38†. May 8-22, '87
- Most consecutive games, 2 or more9††. May 8-16, '87

Club Records (Season)

- Most, Season214 . . . '85
- Most, Season, M.S.110 . . . '87
- Most, Season, Opp.226† . '87
- Most, Season, O's & Opponents437† . '87
- Most, Opponents, M.S.125 . . . '87
- Most, O's & Opp., M.S.235 . . . '87
- Most, Pinch-Hit11** . '82
- Most, Grand Slams8 . '70, '79, '82, '83, '84
- Most Pinch Grand Slams3†† . '82
- Most, vs. One Club32 . . . (vs. Det., 18 games) . . . '86
- 26 . . . (vs. Cle. & Det., 13 games) . . . '85
- Most, Month58†May, '87

††Ties Major League Record
**American League Record

†Major League Record

GRAND SLAM HOME RUNS

Lifetime Grand Slams by Current Orioles (Site of Slam in Parenthesis)

TOTAL	AT BAL.	PLAYER
5	0	Dwight Evans (1) Jun. 6, '75 vs. Min. (Bos.) — Joe Decker (RHP) (2) Jul. 5, '84 vs. Cal. (Bos.) — Bruce Kison (RHP) (3) Apr. 15, '87 vs. Tex. (Bos.) — Dale Mohorcik (RHP) (4) May 19, '89 vs. Oak. (Oak.) — Dennis Eckersley (RHP) (5) Jun. 17, '89 vs. Chi. (Chi.) — Melido Perez (RHP)
2	2	Cal Ripken (1) Sep. 14, '82 vs. N.Y. (Bal.) — Mike Morgan (RHP) (2) Jul. 13, '83 vs. Oak. (Bal.) — Tim Conroy (LHP)
2	0	Sam Horn (1) Aug. 10, '87 vs. Tor. (Bos.) — Jose Nunez (RHP) (2) Sep. 14, '90 vs. Tor. (Tor.) — Duane Ward (RHP)
1	0	Mike Devereaux July 23, '90 vs. Det. (Det.) — Clay Parker (RHP)

GRAND SLAMS BY ORIOLES

1954 thru 1990

TOTAL	AT BAL.	PLAYER	TOTAL	AT BAL.	PLAYER
14	9	Eddie Murray	2	1	Gene Woodling
7	4	Boog Powell	1	0	Luis Aparicio
6	2	Jim Gentile	1	1	Benny Ayala
6	4	Brooks Robinson	1	1	Frank Baker
6	3	Doug DeCinces	1	1	Phil Bradley
5	5	Lee May	1	0	Jim Busby
5	1	Gary Roenicke	1	0	Mike Cuellar
5	2	Ken Singleton	1	0	Mike Devereaux
5	5	Gus Triandos	1	1	Jim Dwyer
5	1	Terry Crowley	1	1	Jim Dyck
4	3	Pat Kelly	1	0	Steve Finley
4	3	Fred Lynn	1	1	Dan Ford
3	2	Paul Blair	1	1	Tito Francona
3	2	Curt Blefary	1	0	Dan Graham
3	1	Reggie Jackson	1	0	Sam Horn
3	1	John Lowenstein	1	1	Dave Johnson
2	1	Don Buford	1	1	Bob Kennedy
2	0	Fritz Connally	1	0	Billy Klaus
2	1	Tommy Davis	1	1	Curt Motton
2	1	Rick Dempsey	1	0	Albie Pearson
2	1	Bobby Grich	1	1	Dave Philley
2	0	Wayne Gross	1	1	Merv Rettenmund
2	1	Elirod Hendricks	1	1	Lenn Sakata
2	2	Dave McNally	1	0	Rick Schu
2	2	Joe Nolan	1	1	Larry Sheets
2	2	Cal Ripken	1	0	John Shelby
2	0	Frank Robinson	1	1	Jim Traber
2	0	Billy Smith	1	1	Dick Williams
			1	0	Earl Williams
			1	0	Mike Young
			137	73	Orioles Totals

GRAND SLAM NOTES

O's lead the Majors since '80: The Orioles have belted 53 grand slams starting with '80, 10 more than any other club (the Red Sox are next with 43, followed by the Angels with 40 and the Yankees with 39).

Thru the Years: The O's have "outslammed" their opponents 137-87 over the last 37 years (including a 73-40 advantage at Baltimore).

Three in One Game: The Orioles and Texas set a major league record on Aug. 6, '86 when the two teams combined to hit three grand slams in Texas' 13-11 win at Memorial Stadium (the record was equalled on June 3, '87, Hou. vs. Chi.). **Jim Dwyer** and **Larry Sheets** hit grand slams for the O's, both in the 4th inning. It marked only the 5th time in major league history that one club has hit 2 grand slams in a single inning. It was the 4th time the O's had hit 2 grand slams in one game. **Toby Harrah** hit Texas' slam.

Two in a Game: Only 7 players have hit two grand slams in one game in baseball history and only 3 have hit them on consecutive at-bats. In both situations, two of them were Orioles: **Gentile** hit two in a row at Minnesota on May 9, '61 (Metropolitan Stadium off **Pete Ramos** and **Paul Giel**), and **Frank Robinson** did the same on June 26, '70 at RFK Stadium in Washington (off **Joe Coleman, Jr.** and **Joe Grzenda**).

Gentile Hit 5 in '61: **Jim Gentile** set an American League record and tied the major league standard in '61 when he hit 5 bases loaded home runs. The only prior player to reach that total was the Cubs' **Ernie Banks** in '55. In '87, **Don Mattingly** of the Yankees broke that record by hitting 6 grand slams.

Post-Season Slams-Slugging Pitchers: Only two pitchers have ever hit grand slam home runs in post-season play. Both were Orioles at the time, and both did it in 1970. In game one of the '70 ALCS, **Mike Cuellar** hit one off the Twins' **Jim Perry** (at Minny) and in the 3rd game of the World Series vs. the Reds, **Dave McNally** found the range off **Wayne Granger** (at Baltimore).

The blast by **Cuellar** was the only ALCS grand slam ever until **Don Baylor** hit one for the Angels vs. Milwaukee in '82 (off **Moose Haas**) . . . Only two bases loaded homers have ever been hit in NLCS play: the Dodgers' **Ron Cey** and **Dusty Baker** in '77.

Opponents: Seven opponents have hit two career slams each against the O's. Nobody has hit more . . . Three have hit two at Memorial Stadium: **Roy Sievers** (Was.), **Moose Skowron** (N.Y.), **Mike Epstein** (Was.). There have been 13 alien pitchers to throw up two grand slams each to Baltimore batters.

Orioles "Gophers:" Among Orioles pitchers, **Milt Pappas** was the most generous. He gave up 6 bases loaded homers during his tenure in Baltimore and allowed 9 overall in his major league career, tying Jerry Reuss (1969-90) and Ned Garver (1948-61) for most career slams allowed in the majors. **Dave McNally** and **Scott McGregor**, are next in line with 4 apiece. On the other hand, **Jim Palmer** never allowed a slam in 558 games spanning nearly 4,000 innings.

PITCHING

Individual (Game & Season)

Most Strikeouts, Game	14*	Bob Turley—Apr. 21, '54 vs. Cle. (H) Connie Johnson—Sep. 2, '57 vs. N.Y. (H) Mike Boddicker—Oct. 6, '83 vs. Chi.—AL #2—(H)
Most Bases on Balls, Game	12**	Jack Fisher—Aug. 30, '61† vs. L.A. (A), 9 inn.
Most Inn. Pitched, Game	16	Jerry Walker—Sep. 11, '59 vs. Chi. (H)
Fewest Batters Faced, 9-inning Game	27	Bob Milacki—Apr. 23, '89 vs. Minn. (H) Jim Palmer—May 12, '67 vs. N.Y. (A) Mike Flanagan—May 3, '82 vs. Sea. (H)
Most Consec. Shutout Inn.	41‡	Gregg Olson—Aug. 4 '89 to May 4, '90
Most Consec. Shutout Inn., Season	36	Hal Brown—Jul. 7 to Aug. 8, '61
Most Consec. Shutouts	3	Jack Fisher—1960; Hal Brown—1961; M. Pappas—1964; Tom Phoebus—1967; J. Palmer—1978
Most Consecutive Scoreless Appearances	29	Gregg Olson—Aug. 4, '89—May 4, '90
Most Consecutive Wins	17	Dave McNally—Sep. 22, '68 to Aug. 3, '69
Most Consecutive Losses	13	Mike Boddicker—('87-'88)
Most Consecutive Wins, One Season	15	Dave McNally—Apr. 12 to Aug. 3, '69
Most Consecutive Losses, One Season	10	Jay Tibbs—('88)
Most Consecutive Games Won, Reliever, 3 Consecutive Games	3††	Grant Jackson—Sep. 29, 30, Oct. 1, '74, 3 innings
Most Wins, One Day	2	Wes Stock—May 26, '63 vs. Cle. (A)
Most Losses, One Day	2	Don Aase—Aug. 28, '86 vs. Oak. (A)
Most Wins vs. One Club, Season	6	Wally Bunker—vs. K.C., '64
Most Losses vs. One Club, Season	5	Don Larsen—1954 vs. Chi. Joe Coleman—1954 vs. N.Y. Jim Wilson—1955 vs. Cle.
Most Wins by Opp., Season	6	Bud Daley, K.C.—1959
Most Wins by Opp., Season (Since '61 Expansion)	5	Joe Coleman, Jr., Det.—1973 Pat Dobson, Cle.—1976
Most Losses by Opponent, Season	5	Ned Garver, K.C.—1957 Dick Stigman, Min.—1963 Stan Williams, Cle.—1969 "Catfish" Hunter, N.Y.—1976

* Club record is 21 set by 5 pitchers [Steve Barber, Wally Bunker, Eddie Watt, Eddie Fisher, Stu Miller] on Jun. 4, '67 vs. Wash. (H)—19 innings. Club record for 9 innings is 17 by 3 pitchers [Nelson—13, Drabowsky—3, Beene—1] on Sep. 18, '68 vs. Bos. (A).

** Club record is 14 set by 3 pitchers [Bruce Howard—6, Gene Brabender—5, & Eddie Watt—3] on Apr. 30, '68 vs. N.Y. (H).

† Paul Richards' last game as O's manager ... Ed Hurley was plate umpire.

†† Ties major league record.

‡ M.L. record for a relief pitcher.

Individual Pitching by Season

Most Games	76	Tippy Martinez	1982
Most Games, Rookie	64	Gregg Olson	1989
Most Games Started	40	Dave McNally	1969-70
		Mike Cuellar	1970
Most Games Started, Rookie	36	Bob Milacki	1989
Most Complete Games	25	Jim Palmer	1975
Most Games Finished	59	Stu Miller	1963
Most Wins	25	Steve Stone	1980
Most Wins, Rookie	19	Wally Bunker	1964
Most Losses	21	Don Larsen (W-3)	1954
Best Won-Lost Pct.	.808 (21-5)	Dave McNally	1971
Most Bases on Balls	181	Bob Turley	1954
Most Hit Batsmen	15	Chuck Estrada	1960
Most Strikeouts	202	Dave McNally	1968
Most Innings Pitched	323	Jim Palmer	1975
Most Innings Pitched, Rookie	243	Bob Milacki	1989
Most Shutouts	10	Jim Palmer	1975

INDIVIDUAL PITCHING BY SEASON (Cont.)

Most Home Runs Allowed	35	Robin Roberts	1963
		Scott McGregor	1986
Fewest Home Runs Allowed (by qualifier)	8	Milt Pappas (209 ip)	1959
		Billy Loes (155 ip)	1957
Lowest ERA (by qualifier)	1.95	Dave McNally	1968
Highest ERA (by qualifier)	5.45	Eric Bell	1987
Most Saves	37	Gregg Olson	1990
Most Saves, Rookie	27*	Gregg Olson	1989
Most Wins, Reliever	14	Stu Miller	1965
Most Relief Points (win + saves)	(6 + 37) 43	Gregg Olson	1990
Most Innings Pitched by Reliever	140.1	Sammy Stewart	1983

Club Pitching by Season

Most Consecutive Shutouts	5*	Sep. 2 thru 6, '74 (Grimsley, Cuellar, Palmer, McNally, Cuellar)
Most Consecutive Shutout Innings	54*	Sep. 1 (from 9th inn.) to 7 (thru 8th inn.), '74
Most Complete Gms, Season	71	1971
Most Consecutive Complete Games	7	May 1 thru 7, '68
Most Shutouts, Season	21	1961
Most Strikeouts, Season	1070	1966
Most Bases on Balls, Season	688	1954
Fewest Bases on Balls, Season	395	1972
Lowest ERA, Season	2.53	1972
Highest ERA, Season	5.01	1987
Most Hits Allowed, Season	1,555	1987
Most Runs Allowed, Season	880	1987
Most Home Runs Allowed, Season	226†	1987
Fewest Home Runs Allowed, Full Season	78	1954
Most Grand Slams Allowed, Season	7	1988

* American League Record

† Major League Record

20-Game Winners

YEAR	PITCHER	RECORD	YEAR	PITCHER	RECORD
1963	Steve Barber	20-13	1974	Mike Cuellar	22-10
1968	Dave McNally	22-10	1975	Jim Palmer	23-11
				Mike Torrez	20-9
1969	Dave McNally	20-7	1976	Jim Palmer	22-13
	Mike Cuellar	23-11		Wayne Garland	20-7
1970	Dave McNally	24-9	1977	Jim Palmer	20-11
	Mike Cuellar	24-8	1978	Jim Palmer	21-12
	Jim Palmer	20-10	1979	Mike Flanagan	23-9
1971	Dave McNally	21-5	1980	Steve Stone	25-7
	Mike Cuellar	20-9		Scott McGregor	20-8
	Jim Palmer	20-9			
	Pat Dobson	20-8	1984	Mike Boddicker	20-11
1972	Jim Palmer	21-10			
1973	Jim Palmer	22-9			

Notes on 20-Game Winners

Although the Orioles have had only one in the past 10 years, Baltimore pitchers have produced 23 20-game seasons in the past 23 years (starting '68), substantially more than any other major league club (Oakland is next with 14).

From '68 thru '80, a span of 13 years, at least one Oriole pitcher accumulated 20 or more victories to set a major league record. The old standard was 12 by the New York Giants from '03 to '14, a mark single-handedly assured by **Christy Mathewson** who won 20+ in each of those years.

In 1971 four Baltimore pitchers reached the 20-win plateau. The only other foursome in the entire history of major league baseball have achieved the feat was a quartet from the 1920 White Sox (8 years earlier): **Urban "Red" Faber**-23, **Claude Williams**-22, **Dick Kerr**-21 and **Ed Cicotte**-21. Despite that achievement, the White Sox finished second that year, two games behind Cleveland.

The four Orioles all won their 20th games within 6 days: **McNally** was the first on 9/21; then in a series in Cleveland, the other three joined him: **Cuellar** (9/24—first game-clinched division title), **Dobson** (9/24—2nd game), and **Palmer** (9/26).

Stone was the earliest 20-game winner in club history, winning his 20th game on August 19 en route to a team record 25 victories in '88. Three other Orioles' hurlers have recorded their 20th wins in August: **McNally** (8/25) and **Cuellar** (8/27) in '71 and **Palmer** (8/30) in '75.

The first Oriole to win 20, and the only one in the club's first 14 seasons in Baltimore ('54 thru '67) was lefthander **Steve Barber** '63.

LOW HIT GAMES

No-Hit Games (4)

Hoyt Wilhelm, vs. N.Y., 9/20/58 (H)
 Steve Barber—Stu Miller, vs. Det., 4/30/67 (H)
 Tom Phoebus, vs. Bos., 4/27/68 (H)
 Jim Palmer, vs. Oak., 8/13/69 (H)

One-Hit Games (28)

Joe Coleman, vs. N.Y., 9/9/54 (H)
 §C. Johnson—G. Zverink, vs. Chi., 6/21/56 (A)
 Hoyt Wilhelm, vs. N.Y., 5/22/59 (H)
 Steve Barber, vs. K.C., 7/28/60 (H)
 Billy Hoelt, vs. Was., 8/19/61 (A)
 Wally Bunker, vs. Was., 5/5/64 (H)
 Wally Bunker, vs. K.C., 7/3/64 (H)
 Miit Pappas, vs. Min., 9/2/64 (A)
 §Frank Bertina, vs. K.C., 9/12/64 (H)
 Dave McNally, vs. Was., 10/1/64 (H)

One-Hit Games (Cont.)

Steve Barber, vs. N.Y., 5/12/67 (A)
 Jim Palmer, vs. N.Y., 4/16/67 (A)
 Dave Leonhard, vs. Det., 5/6/68 (H)
 Dave McNally, vs. Min., 5/15/69 (A)
 Mike Cuellar, vs. Min., 8/10/69 (H)
 Mike Cuellar, vs. K.C., 5/12/71 (H)
 Jim Palmer, vs. Cle., 7/27/73* (H)
 Mike Cuellar, vs. Cal., 5/31/75 (A)
 Jim Palmer, vs. K.C., 6/8/75 (H)
 Mike Cuellar, vs. Mil., 7/26/75 (A)
 Jim Palmer, vs. Min., 8/10/76 (H)
 S. Stone—T. Martinez, vs. Mil., 7/30/79 (A)
 Jim Palmer, vs. Min., 9/4/82 (H)
 Mike Boddicker—Sammy Stewart—T. Martinez, vs. N.Y., 10/2/83 (H)
 Mike Boddicker, vs. Tor., 8/13/84 (A)
 D. Martinez, vs. Cal., 6/5/85 (H)
 Mike Boddicker vs. K.C., 4/28/87 (A)
 Bob Milacki—Tom Niedenfuer vs. Det., 9/17/88 (A)

* Orioles lost, 2-1, when Tigers scored twice in top of 9th inning... First Detroit run scored on Barber's wild pitch and deciding run scored on error.
 § Johnson and Zverink were beaten by Jack Harshman who also pitched one-hitter... Bertina defeated Bob Myer who also threw one-hitter... Score in both games was 1-0.

NO-HITTERS BY OPPONENTS (3)

(1) May 5, 1962 by **Bo Belinsky** for the California Angels at Dodger Stadium. **Belinsky** defeated his former roommate in the O's farm system, **Steve Barber**, 2-0.
 (2) June 1, 1975 by **Nolan Ryan** for the California Angels at Anaheim Stadium. He defeated **Ross Grimsley**, 1-0. It was the 4th of **Ryan's** 5 major league no-hitters.
 (3) April 15, 1987 by **Juan Nieves** for the Milwaukee Brewers at Baltimore Memorial Stadium. The score was 7-0 and losing pitcher was **Mike Flanagan**.

LONG GAMES BY ORIOLES PITCHERS

IP	PITCHER	OPPONENT	DATE	W/L/ND	CG/SHO
16	Jerry Walker	Chi.	9/11/59	W, 1-0	CG-SHO
15	Ray Moore	Det.	5/21/57	ND	
14	Ross Grimsley	N.Y.	9/11/74	ND	
13.1	Robin Roberts	K.C.	6/30/63	L, 1-3	
13	Jim Wilson	Cle.	5/31/55	L, 1-2	CG
	Billy O'Dell	Cle.	5/ 3/58	W, 3-2	CG

FIELDING—1954 thru 1990

Club—By Season

Most Double Plays	189	1977	Highest Fielding Pct.	9860	1988
Most Errors	167	1955	Most Consecutive		
Fewest Errors	87	1989	Errorless Games	10	1962
Most Errorless Games	93	1989			

Club—By Game

Most Errors 6 ... May 19, '74 vs. Bos. (H) and June 9, '83 vs. Mil. (H)
 Most Double Plays 5 ... 7 times (latest Aug. 10, '87 vs. Cleveland)

Note: The O's 49 passed balls in 1959 were a major league record until the Texas Rangers obliterated it with 73 passed balls in 1987.

FIELDING—1954 thru 1990 (Cont.)

Individual A.L. and M.L. Fielding Records

SECOND BASE

Most Consec. Errorless Games, Season	86 (AL)	Rich Dauer (Apr. 10 thru Sep. 29, '78)
Most Consec. Errorless Games, League	89 (AL)	Jerry Adair (Jul. 22, '64 thru May 6, '65)
Most Consec. Errorless Chances, Season	425 (AL)	Rich Dauer (Apr. 10 thru Sep. 30 [part], '78)
Most Consec. Errorless Chances, League	458 (AL)	Jerry Adair (Jul. 22, '64 thru May 6, '65)
Most Putouts, Season	484 (ML)	Bobby Grich '74
Most Games, Season	162 (AL-tie)	Bobby Grich '73
Highest Fielding Avg., Season (150 or more games)	.995 (ML)	Bobby Grich '73
Fewest Errors, Season (150 or more games)	5 (ML-tie)	Jerry Adair '64 Bobby Grich '73

THIRD BASE

Most Seasons	23 (ML)	B. Robinson
Highest Fielding Avg., Lifetime (1,000 or more games)	.971 (ML)	B. Robinson
Most Games, Lifetime	2,870 (ML)	B. Robinson
Most Putouts, Lifetime	2,697 (ML)	B. Robinson
Most Assists, Lifetime	6,205 (ML)	B. Robinson
Most Chances, Lifetime	8,902* (ML)	B. Robinson
Most Double Plays, Lifetime	618 (ML)	B. Robinson
Most Yrs. Leading Lge. in Fldg. Avg.	11 (AL)	B. Robinson
Most Yrs. Leading Lge. in Games	8 (ML)	B. Robinson
Most Yrs. Leading Lge. in Assists	8 (ML)	B. Robinson
Most Yrs. Leading Lge. in Chances	8† (AL-tie)	B. Robinson
Most Games, Season	163 (AL)	B. Robinson-'61, '64
Most Errors, Game	4 (AL-tie)	Floyd Rayford (Apr. 21, '86 at Clev.)

SHORTSTOP

Most Yrs. Leading Lge. in Games	6 (ML-tie)	Cal Ripken-'83, '84, '87, '88, '89, '90
Most Yrs. Leading Lge. in Putouts	4 (AL-tie)	Cal Ripken-'84, '85, '88, '89
Fewest Errors, Season, 150 or More Games	3 (ML)	Cal Ripken '90
Most Consecutive Errorless Games, League	95 (ML)	Cal Ripken (Apr. 14 thru July 27, '90)
Most Consecutive Errorless Games, Season	95 (ML)	Cal Ripken (Apr. 14 thru July 27, '90)
Most Consecutive Errorless Chances, League	431 (ML)	Cal Ripken (Apr. 14 thru July 28 [part], '90)
Most Consecutive Errorless Chances, Season	431 (ML)	Cal Ripken (Apr. 14 thru July 28 [part], '90)
Fewest Chances Offered, Two Consecutive Games	0 (ML-tie)	Cal Ripken (May '26-'27, '90)

OUTFIELDERS

Highest Fielding Avg. Season (100 or more games)	1.000‡ (ML-tie)	Russ Snyder '65 Gary Roenicke '80 John Lowenstein '82
--	-----------------	---

PITCHERS

Most Putouts, Lifetime	292 (AL)	Jim Palmer
------------------------	----------	------------

GENERAL CLUB RECORDS

Longest Win Streak	14	Sep. 20, '70 thru Apr. 10, '71 Aug. 12, '73 thru Aug. 27, '73
Longest Win Streak, Season	14	Aug. 12 thru Aug. 27, '73
Longest Losing Streak	21**	Apr. 4 thru Apr. 28, '88
Longest Game, By Innings	19	Jun. 4, '67 vs. Was. (H) [Bal.-7, Was.-5]
Longest Game, By Time	5.46	Jun. 4, '88 vs. N.Y. (H) [14 inn., Bal.-7, N.Y.-6]
	4.16‡	Jun. 8, '86 vs. N.Y. (A) [Bal.-18, N.Y.-9]
Shortest Game, By Time	1.32	Sep. 26, '62 vs. K.C. (H) [9 inn., Bal.-3, K.C.-0, Big League debut—McNally, Etchebarren]
Most Players, Game	24	Sep. 7, '58 vs. Bos. (H) [10 inn.]
Most Players, Game, Both Clubs	45	Sep. 9, '89 vs. Tex. (A) [10 inn.]
Most Wins vs. One Club, Season	16	vs. K.C. A's ('57) & Bos. ('60)
	15	Since '61 Expansion (to 162 games): vs. Was. ('63) & N.Y. ('66)

† Also held by Frank "Home Run" Baker * Does not include errors.
 ‡ Held by many

**—A.L. record for most consecutive losses. Major league record for most consecutive losses, start of season.

‡—Longest 9-inning game, by time, in American League history.

Most Consecutive Wins vs. One Club 23† vs. K.C. Royals (May 10, '69 thru Aug 2, '70)

Most Losses vs. One Club, Season 19 . . . to Cle. ('54, '55), to N.Y. ('55)

Most Night Games Won, Season 79† . . . 1980

Most Games, Season 163 . . . 1961, 1964, 1982

Most One-Run Games, Season 63 . . . 1978

Most One-Run Wins, Season 40* . . . 1970, 1974

Most One-Run Losses, Season 33 . . . 1967

Most One & Two-Run Games, Season 97 . . . 1978

Most One & Two-Run Wins, Season 60 . . . 1970

Most Extra Inning Games, Season 27 . . . 1957

Most Extra Inning Wins, Season 16 . . . 1970

Most Extra Inning Losses, Season 13 . . . 1962

Fewest Road Wins, Season 20*** 1988

Most Doubleheaders, Season 32 1955

Fewest Doubleheaders, Season 3 1986, 1990

Most Doubleheaders Sweeps, Season 9 . . . 1965

Most Wins, Home Stand 11 . . . 3 Times ('60, '73, '78)
'60 (11-3), '73 (11-1), '78 (11-4)

Most Wins, Road Trip 12 . . . Jun. 15 thru 30, '66 (12-5)
11 . . . 3 Times ('61-twice, '78)

Most Losses, Home Stand 13 . . . Jul. 26 thru Aug. 15, '55 (8-13)

Most Losses, Road Trip 19 . . . Jul. 5 thru 25, '54 (3-19)

Longest Home Stand, Games 21 . . . '55 (Jul. 26 thru Aug. 15, 21 days), 8-13 '56 (May 25 thru Jun. 13, 20 days), 10-11

Longest Road Trip, Games 22 . . . '54 (Jul. 5 thru 25, 21 days), 3-19

* American League record
** Major League Record, 162-game season.
† Major League record

BIGGEST LIFETIME WINNERS/LOSER VS. O'S

WINNERS: Though he has been retired for 22 years ('67), **Whitey Ford**, the Yankee Hall of Famer, still holds the distinction of having beaten the Orioles more than anyone else. He was 30-16 against the Birds.

Ford was one of 12 pitchers to have posted 20 or more lifetime wins against the O's in 37 Baltimore seasons. The others: "**Catfish**" **Hunter** (26-24), **Mickey Lolich** (25-19), **Billy Pierce** (23-11), **Early Wynn** and **Frank Sullivan** (both 21-8), **Jim Kaat** (21-21), **Earl Wilson** (20-9), **Luis Tiant** (20-22), **Jim Perry** (20-22), **Camilo Pascual** (20-23) and **Bert Blyleven** (20-14), the only active pitcher. Detroit's **Frank Tanana** is 19-17 lifetime.

LOSERS: **Hunter**, the 2nd biggest winner vs. Baltimore (26), is also the biggest lifetime loser (24) . . . At one time "**Catfish**" had a 23-16 lifetime record vs. the O's, but then lost 8 of his last 11 decisions against them from '76 thru '79.

There have been 4 other 20-game losers: **Tiant** and **Jim Perry** (22 each), **Fritz Peterson** (14-21), and **Kaat** (21) . . . Other big losers were **Lolich** (19), **Gaylord Perry** (12-19) and **Sam McDowell** (9-19) . . . From a percentage standpoint, **Jim Colborn**, formerly of Brewers, Royals and Mariners, with a .150 (3-17) and **Rudy May** at .167 (3-15) rank near the bottom of the list.

Others who've had little success against Baltimore include: **Geoff Zahn** (2-11), **Matt Keough** (1-8), **Milt Wilcox** (4-12), **Jim Beattie** (3-11) and **Mike Caldwell** (3-9).

Among actives, **Tanana** (17) and **Nolan Ryan** (16) are the biggest losers. **Blyleven** is 3rd (14).

THREE STRAIGHT PENNANTS

The Orioles' 3 straight pennants '69-'70-'71 were not unprecedented in Baltimore baseball history. The National League Orioles won 3 straight pennants '94-'95-'96. Six of their number ultimately were elected to the Hall of Fame: John McGraw, Wilbert Robinson, Hughie Jennings, Willie Keeler, Dan Brouthers and Joe Kelley.

ALL-TIME ORIOLES ROSTER 1954 THRU 1990 (37 SEASONS)

MANAGERS (9)

ALTOBELLI, Joe ('83-'85)
BAUER, Hank ('64-'68)
DYKES, Jimmy ('54)
HARRIS, Luman ('61)
HTHCOCK, Billy ('62-'63)
RICHARDS, Paul ('55-'61)
RIPKEN, Cal Sr ('87-'88)
ROBINSON, Frank ('88-)
WEAVER, Earl ('68-'82, '85-'86)

COACHES (39)

ADAIR, Jimmy ('60-'61)
APPLING, Luke ('63)
BAMBERGER, George ('68-'77)
BAUER, Hank ('63)
BRECHEN, Harry ('54-'67)
BUSBY, Jim ('61)
CROWLEY, Terry ('84-'88)
ERMER, Cal ('62)
FREY, Jim ('70-'79)
HARRIS, Luman ('55-'61)
HART, John ('88)
HENDRICKS, Elrod ('78-)
HOSCHETT, Vern ('68)
HUNTER, Billy ('64-'77)
JACKSON, Al ('89-)
JOHNSON, Darrell ('62)
LAU, Charlie ('69)
LOLLAR, Sherman ('64-'67)
MCCRAW, Tom ('89-)
MENDOZA, Minnie ('88)
MILLER, Ray ('78-'85)
MOTTON, Curt ('89-)
OATES, Johnny ('89-)
OLIVER, Tom ('54)
RIPKEN, Cal Sr ('76-'86, '89-)
ROBINSON, Brooks ('77)
ROBINSON, Eddie ('59)
ROBINSON, Frank ('78-'80, '85-'87)
ROWE, Ken ('85-'86)
ROWE, Ralph ('81-'84)
SCARBOROUGH, Ray ('68)
SKAFF, Frank ('54)
STALLER, George ('62, '68-'75)
STARRETTE, Herm ('88)
VINCENT, Al ('55-'59)
WEAVER, Earl ('68)
WILEY, Mark ('87)
WILLIAMS, Jimmy ('81-'87)
WOODLING, Gene ('64-'67)

PLAYERS (496)

AASE, Don ('85-'88), RHP
ABRAMS, Cal ('54-'55), OF, L-L
ADAIR, Jerry ('58-'66), 2B, R-R
ADAMS, Bobby ('56), IF, R-R
ADAMSON, Mike ('67-'69), RHP
ALDRICH, Jay ('90), RHP
ALEXANDER, Bob ('55), RHP
ALEXANDER, Doyle ('72-'76), RHP
ANDERSON, Brady ('88-), OF, L-L
ANDERSON, John ('60), RHP
ANDERSON, Mike ('78), OF, R-R
APARICIO, Luis ('63-'67), SS, R-R
ARNOLD, Tony ('86-'87), RHP
AVILA, Bobby ('59), 2B, R-R
AYALA, Benny ('79-'84), OF, R-R

BAILOR, Bob ('75-'76), IF, R-R
BAKER, Frank ('73-'74), IF, L-R
BALLARD, Jeff ('87), LHP
BAMBERGER, George ('59), RHP
BARBER, Steve ('60-'67), LHP
BARKER, Ray "Buddy" ('60), 1B, L-R
BARNOWSKI, Ed ('65-'66), RHP
BAUTISTA, Jose ('88), RHP
BAYLOR, Don ('70-'75), OF, R-R
BEAMON, Charlie ('56-'58), RHP
BEENE, Fred ('68-'70), RHP
BELANGER, Mark ('65-'81), SS, R-R
BELL, Eric ('85-'87), LHP
BELL, Juan ('89), SS, S-R
BENIQUEZ, Juan ('86), OF, R-R
BERRY, Connie "Neil" ('54), IF, R-R
BERTAINA, Frank ('64-'67, '69), LHP
BESANA, Fred ('56), LHP
BICKFORD, Vern ('54), RHP
BIRNER, Werner "Babe" ('56), RHP
BLAIR, Paul ('64-'76), OF, R-R
BLEFARY, Curt ('65-'68), OF, L-R
BLYZKA, Mike ('54), RHP
BODDICKER, Mike ('80-'88), RHP
BONILLA, Juan ('86), 2B, R-R
BONNER, Bob ('80-'83), IF, R-R
BOONE, Dan ('90), LHP
BORDI, Rich ('86), RHP
BOSWELL, Dave ('71), RHP

DoB Birthplace

5/26/32 Detroit, MI
7/31/22 E. St Louis, IL
11/10/96 Philadelphia, PA
1/17/15 New Castle, AL
7/31/16 Inverness, AL
11/21/08 Waxahachie, TX
12/17/35 Aberdeen, MD
8/31/35 Beaumont, TX
8/14/30 St Louis, MO

DoB Birthplace

1/25/07 Waxahachie, TX
4/2/09 High Point, NC
8/1/25 Staten Island, NY
7/31/22 E. St Louis, IL
10/14/14 Broken Bow, OK
1/8/27 Kenedy, TX
2/16/47 Staten Island, NY
11/10/24 Baltimore, MD
5/26/31 Cleveland, OH
1/17/15 New Castle, AL
7/21/48 Tampa, FL
12/22/40 St Thomas, VI
4/1/22 Brunswick, NE
6/1/28 Punxsatawney, PA
12/25/35 Waco, TX
8/25/28 Horace, NE
4/12/33 Romulus, MI
8/23/24 Durham, AR
11/21/40 Malvern, AR
11/16/33 Havana, CUBA
4/30/45 Takoma Park, MD
9/24/40 Darnell, LA
1/21/46 Silva, NC
1/15/03 Montgomery, AL
5/12/35 Aberdeen, MD
12/18/37 Little Rock, AR
12/15/20 Paris, TX
8/31/35 Beaumont, TX
12/21/33 Ferndale, MI
7/14/24 Newberry, SC
7/23/17 Mt Gilead, NC
9/30/13 LaCrosse, WI
4/1/16 Rutherford Hgts, PA
11/20/38 Statesville, NC
12/23/06 Birmingham, AL
8/14/30 St Louis, MO
2/28/48 San Diego, CA
5/15/26 Toronto, ONT
8/16/22 Akron, OH

DoB Birthplace

9/8/54 Orange, CA
3/2/24 Philadelphia, PA
12/17/36 Sand Springs, OK
12/14/21 Tuolumne, CA
9/13/47 San Diego, CA
4/14/61 Alexandria, LA
8/7/22 Vancouver, BC
9/4/50 Cordova, AL
1/18/64 Silver Spring, MD
11/23/32 St Paul, MN
6/22/51 Florence, SC
4/29/34 Maracaibo, VEN
5/3/59 El Paso, TX
4/2/24 Vera Cruz, MEX
2/7/51 Yauco, PR

Residence

Rochester, NY
Overland Park, KS
Died 6/15/76 (79)
Vincent, AL
Opelika, AL
Died 5/4/86 (77)
Aberdeen, MD
Bel Air, CA
Hialeah, FL

Residence

Died 12/9/82 (75)
Died 1/3/91 (81)
Redington Beach, FL
Overland Park, KS
Ada, OK
Millen, GA
Baltimore, MD
Chattanooga, TN
Timonium, MD
Vincent, AL
Orlando, FL
Randallstown, MD
Plainville, NE
Lutherville, MD
Dix Hills, NJ
Ord, NE
Died 3/18/84 (50)
Died 9/24/77 (53)
Huddleston, VA
Charlottesville, NC
New Athens, OH
Rochester, NY
Colonial Heights, VA
Died 2/26/88 (85)
Aberdeen, MD
Lutherville, MD
Ft Worth, TX
Bel Air, CA
Doraville, GA
Newberry, SC
Died 7/1/82 (64)
Died 4/12/88 (74)
Harrisburg, PA
Statesville, NC
Beaumont, TX
Hialeah, FL
Miami Springs, FL
Joppa, MD
Renssen Corners, OH

Residence

Yorba Linda, CA
Amagansett, NY
Died 5/31/87 (50)
Scottsdale, AZ
Moorpark, CA
Greenfield, WI
Died 4/20/74 (51)
Arlington, TX
Poway, CA

Florence, SC
Maracaibo, VEN
Irving, TX
Vera Cruz, MEX
Dorado, PR

Palm Harbor, FL
Meridian, MS
Cockeysville, MD
Redington Beach, FL
Las Vegas, NV
Martinsburg, WV
Webster, NY
Cooper City, FL
Ventura, CA
Palo Alto, CA
Oakhurst, TX
Timonium, MD
Modesto, CA
SP de Macoris, DR
Carolina, PR
Kalamazoo, MI
San Francisco, CA
Roseville, CA
Died 5/6/60 (39)
Williamsville, NY
Baltimore, MD
Pompano Beach, FL
Cheyenne, WY
Overland Park, KS
Quincy, FL
Rochester, NY
El Cajon, CA
San Francisco, CA
Joppa, MD

PLAYERS (496)

SNELL, Nate ('84-'86), RHP
 SNYDER, Russ ('61-'67), OF, L-R
 STANHOUSE, Don ('78-'79, '82), RHP
 STANICEK, Pete ('87-'88), IF-OF, S-R
 STARRETTE, Herm ('63-'65), RHP
 STEFERO, John ('83, '86), C, L-R
 STEPHENS, Gene ('90-'61), OF, L-R
 STEPHENS, Vern ('54-'55), 3B, R-R
 STEPHENSON, Earl ('77-'78), LHP
 STEWART, Sammy ('78-'85), RHP
 STILLMAN, Royle ('75-'76), 1B-DH, L-L
 STOCK, Wes ('59-'64), RHP
 TODDARD, Tim ('78-'83), RHP
 STODDARD, Tim ('78-'83), RHP
 STONE, Dean ('63), LHP
 STONE, Jeff ('88), OF, L-R
 STONE, Steve ('79-'81), RHP
 STUART, Marlin ('54), RHP
 SUNDIN, Gordon ('56), RHP
 SWAGGERTY, Bill ('83-'86), RHP
 TASBY, Willie ('58-'60), OF, R-R
 TAYLOR, Dorn ('90), RHP
 TAYLOR, Joe ('58-'59), OF, L-L
 TELFORD, Anthony ('90-), RHP
 TEMPLE, Johnny ('62), 2B, R-R
 TETTLTON, Mickey ('88-), C, S-R
 THOMAS, Valmy ('60), C, R-R
 THOMSON, Bobby ('60), OF, R-R
 THRONBERRY, Marv ('61-'62), 1B, L-L
 THURMOND, Mark ('88-'89), LHP
 TIBBS, Jay ('88-), RHP
 TORREZ, Mike ('75), RHP
 TRABER, Jim ('84, '86-'89), 1B, L-L
 TRIANDOS, Gus ('55-'62), C, R-R
 TROUT, Paul "Dizzy" ('57), RHP
 TURLEY, Bob ('54), RHP
 UNDERWOOD, Tom ('84), LHP
 VALENTINE, Fred ('59, '63, '68), S-R
 VAN GORDER, Dave ('87), C, R-R
 VINEYARD, Dave ('64), RHP
 VIRGIL, Ozzie ('62), 3B
 WAITKUS, Eddie ('54-'55), 1B, L-L
 WALKER, Greg ('90), 1B, L-R
 WALKER, Jerry ('57-'60), RHP
 WARD, Pete ('62), OF, L-R
 WARWICK, Carl ('65), OF, R-L
 WASHINGTON, Ron ('87), IF, R-R
 WATT, Eddie ('66-'73), RHP
 WELCHEL, Don ('82-'83), RHP
 WERLEY, George ('56), RHP
 WERTZ, Vic ('54), 1B, L-R
 WESTLAKE, Wally ('55), OF, R-R
 WESTON, Michael "Mickey" ('89-'90), RHP
 WIGGINS, Alan ('85-'87), 2B, S-R
 WIGHT, Bill ('55-'57), LHP
 WILHELM, Hoyt ('58-'62), RHP
 WILLIAMS, Dallas ('81), OF, L-L
 WILLIAMS, Dick ('56-'57, '58, '61-'62),
 OF-IF, R-R
 WILLIAMS, Earl ('73-'74), C-1B, R-R
 WILLIAMSON, Mark ('87-), RHP
 WILSON, Jim ('55-'56), RHP
 WOODLING, Gene ('55, '58-'60), OF, L-R
 WORTHINGTON, Craig ('88-), 3B, R-R
 YOUNG, Bobby ('54-'55), 2B, L-R
 YOUNG, Mike ('82-'87), OF, S-R
 ZUPO, Frank "Noodles" ('57-'58, '61), C, L-R
 ZUVERINK, George ('55-'59), RHP

DoB Birthplace Residence

9/2/52 Orangeburg, SC Vance, SC
 6/22/34 Oak, NE Nelson, NE
 2/12/51 DuQuoin, IL Dallas, TX
 4/18/63 Harvey, IL Park Forest, IL
 11/20/38 Statesville, NC Statesville, NC
 9/22/59 Sumter, SC Odenton, MD
 1/20/33 Gravette, AR Oldham, KY
 10/23/20 McAlister, NM Died 11/13/81 (4)
 7/31/47 Benson, NC Tampa, FL
 10/28/54 Asheville, NC Swannanoa, NC
 1/2/51 Santa Monica, CA
 4/10/34 Longview, WA Tacoma, WA
 1/24/53 East Chicago, IN Barrington, IL
 9/1/30 Moline, IL Silvis, IL
 12/26/60 Kennett, MO Voorhees, NJ
 7/14/47 Euclid, OH Chicago, IL
 8/8/18 Paragould, AR Paragould, AR
 10/10/37 Minneapolis, MN Minnetonka, MN
 12/5/56 Sanford, FL Elliott City, MD
 1/8/33 Shreveport, LA Oakland, CA
 12/30/29 Alhambra, CA Pittsburgh, PA
 3/6/66 San Jose, CA Cockeysville, MD
 8/8/28 Lexington, NC Irmo, SC
 9/16/60 Oldham City, OK Scottsdale, AZ
 10/21/28 Santurce, PR Christiansted, VI
 10/25/23 Glasgow, SCOTLAND Watchung, NJ
 9/2/33 Collierville, TN Collierville, TN
 9/12/56 Houston, TX Katy, TX
 1/4/62 Birmingham, AL Trussville, AL
 8/28/46 Topeka, KS White Plains, NY
 12/26/61 Columbus, OH Columbia, MD
 7/30/30 San Francisco, CA San Jose, CA
 6/29/15 Sandcut, IN Died 2/28/72 (5)
 9/19/30 Troy, IL Marco Island, FL
 12/22/53 Kokomo, IN Lauderhill, FL
 1/19/35 Clarksdale, MS Washington, DC
 3/27/57 Los Angeles, CA Peoria, AZ
 2/25/41 Clay, WV Left Hand, WV
 5/17/33 Montecristi, PR Glendale, AZ
 9/4/19 Cambridge, MA Died 9/15/72 (5)
 10/6/59 Douglas, GA Douglas, GA
 2/12/39 Ada, OK Ada, OK
 7/26/39 Montreal, QUE Lake Oswego, OR
 2/27/37 Dallas, TX Houston, TX
 4/29/52 New Orleans, LA New Orleans, LA
 4/4/42 Lamonie, IA North Bend, NE
 2/3/57 Atlanta, TX Largo Vista, TX
 9/8/38 St Louis, MO
 2/9/25 York, PA Died 7/7/83 (58)
 11/18/20 Gridley, CA Sacramento, CA
 3/26/61 Flint, MI Marysville, MI
 2/17/58 Los Angeles, CA Died 1/7/91 (32)
 4/12/22 Rio Vista, CA Carmichael, CA
 7/26/23 Huntersville, NC Sarasota, FL
 2/28/58 Brooklyn, NY Indianapolis, IN
 5/7/28 St Louis, MO Riviera Beach, FL
 7/14/48 Newark, NJ Montclair, NJ
 7/21/59 Corpus Christi, TX Lemon Grove, CA
 2/20/22 San Diego, CA Died 9/2/86 (64)
 8/16/22 Akron, OH Medina, OH
 4/17/65 Los Angeles, CA Pico Rivera, CA
 1/22/25 Granite, MD Died 1/28/85 (60)
 3/20/60 Oakland, CA Hayward, CA
 8/29/39 San Francisco, CA San Bruno, CA
 8/20/24 Holland, MI Tempe, AZ

RULES OF INTEREST

TRADING AND WAIVER REGULATIONS: Player assignments may be made to another major league club **without waivers** at any time **except** between August 1 and the day following the final day of the regular season (5 p.m. et).

Waivers are required for assignments to National Association clubs at all times **except** for optional assignments within 3 years of the date the player first reported to the major leagues. One year shall be deducted from the above three-year period for each season in which the player may have been charged with an option prior to first reporting to a major league club during a championship season.

FREE AGENCY: Six years major league service required for eligibility. Re-entry draft has been abolished.

By Dec 7, player's former club must offer to arbitrate or it becomes ineligible to sign player...By Dec 19, player must accept offer or on Jan 9 former club becomes ineligible to sign the player until May 1.

SALARY ARBITRATION: Three years major league service required for eligibility...Maximum cut rules do not apply if, in immediately preceding year, player won arbitration increase of over 50%. In addition, effective in '91 and thereafter, a player with at least 2 but less than 3 years of ML service, shall be eligible for salary arbitration, if

- (a) he has accumulated at least 86 days of service during the immediately preceding season, and
- (b) he ranks in the top 17% in total service in the class of players who have at least 2 but less than 3 years of ML service, however accumulated, but with at least 86 days of service accumulated during the immediately preceding season.

TERMINATION PAY: One full season's pay if player released opening day or later. Thirty days pay for player who is released on the 16th day before opening day or earlier. If player is released after that 16th day prior to opening day he receives 45 days pay.

SAVE RULE: Credit a pitcher with a save when he is the **finishing**, but not the **winning** pitcher, and when he qualifies under one of the following conditions:

- (1) He enters the game with a lead of no more than 3 runs and pitches for at least one inning, or
- (2) He enters the game with the potential tying run either on base, at bat, or on deck, or
- (3) He pitches effectively for at least 3 innings regardless of his club's lead.

The current rule was adopted in 1975. Saves became official for the first time in '69. The original rule was amended in '73 and revised again in '75.

BATTING/ERA TITLE QUALIFICATIONS: 502 or more plate appearances/162 or more innings pitched.

ROOKIE AWARD QUALIFICATIONS: A player is considered a rookie unless, during a previous season or seasons, he has

- (1) exceeded 130 at bats or 50 innings pitched in the major leagues or
- (2) accumulated more than 45 days on the active roster of a big league club(s) prior to Sep 1 (time on the disabled list does not count).

CONSECUTIVE-GAME STREAKS: A consecutive-game hitting streak shall not be terminated if all the player's plate appearances (one or more) result in a walk, hit by pitch, defensive interference, or a sacrifice bunt. The streak shall terminate, however, if the player has a sacrifice fly and no hit.

The player's individual consecutive-game hitting streak shall be determined by the consecutive games in which the player appears and is not determined by his club's games.

(continued on page 40)

The list above includes only players who appeared in at least one game for the Orioles.
 *Both Ripken Brothers were born in Havre de Grace Hospital, but the family has always lived in neighboring Aberdeen

ORIOLES FIRST GAME IN BALTIMORE

The modern American League Orioles made their Baltimore debut in Memorial Stadium on Apr 15, 1954 before a crowd of 46,354 including Vice President **Richard M. Nixon** who threw out the first ball. The Birds had opened the season in Detroit where they split a 2-game series against the Tigers.

Behind the 7-hit pitching of **Bob Turley** who fanned 9 and went the route, **Jimmy Dykes'** Orioles defeated **Paul Richards'** White Sox, 3-1, in Baltimore's first AL home game in 52 seasons.

Chico Carrasquel, the White Sox' shortstop, was the first to bat in the new stadium and he singled off Turley.

Clint Courtney won the distinction of hitting the first home run in the brand new stadium (built on the site of the previous municipally owned ballpark used by the International League O's as well as the Colts). It was a bases empty blast off **Virgil Trucks** who also yielded a solo homer to **Vern Stephens** in the 4th and was the losing pitcher.

The Orioles' starting lineup in that game: **Bobby Young**, 2b; **Eddie Waitkus**, 1b; **Gil Coan**, cf; **Vic Wertz**, rf; **Sam Mele**, lf; **Vern Stephens**, 3b; **Billy Hunter**, ss; **Clint Courtney**, c and **Bob Turley**, p.

SUSPENDED GAME RULE: A game terminated for any of the following reasons will be a suspended game if it has progressed far enough to be an official game (i.e. 4-1/2 or 5 innings):

- (1) A curfew imposed by law.
- (2) A pre-arranged time limit.
- (3) Darkness where local law prohibits turning on the lights or where lights are not available.

Light failure: a game terminated by light failure or malfunction of a mechanical device under the control of the home club will be a suspended game **anytime after it starts.**

Inning in Progress (added in '80): If weather forces the termination of a legal game while an inning is in progress, it will become a suspended game if either of the following conditions exists:

- (1) The **visiting team** has scored one or more runs to tie the game and if the **home team** has not scored.
- (2) The **visiting team** has scored one or more runs to take the lead and the **home team** has not tied the score or retaken the lead.

Note: If a legal game is **tied** when called because of weather or neither of the above situations prevails, it is a **tie game** and must be **replayed in its entirety.**

Procedures for Resumption of Play: Suspended games shall be resumed at the exact point of suspension immediately preceding the next single game between the two clubs on the **same ground.** If that is not possible, other provisions for resumption are specified in AL Regulation 5.2(c).

CURFEW: The American League curfew provides that no inning may start after 1:00 a.m., but any inning that begins prior to 1 a.m. may be played to completion. Curfews shall be waived for the final series of the season in each of the parks of the contesting teams. There is no other curfew in the American League.

TRIPLE PLAYS

The Orioles pulled off the 10th triple play in club history last Aug 8 at Oakland. It was a 1-6-3 started by **Jeff Ballard** who was facing the A's **Willie Randolph**, with **Terry Steinbach** on 2nd and **Walt Weiss** on 1st in the 7th inning. Randolph lined to Ballard who threw to Cal Ripken to double off Steinbach. Cal then threw to 1st baseman **Sam Horn** triple off Weiss.

Ballard was also on the mound when the O's executed their last triple killing on June 15, '89, at home against the Yankees. He and **Mike Cuellar** are the only Orioles pitchers to have been on the mound for a triple play.

Prior to '89, the Orioles had gone 10 years without a triple play. The others:

Jun 10, '79 at Bal: "gitp" Buddy Bell; 5-4-3 (DeCinces, Dauer, Murray)

Sep 9, '78 at Tor: "gitp" Rick Cerone; 5-4-3 (DeCinces, Dauer, Murray)

Jun 3, '77 at KC: John Wathan hit a sac fly to Pat Kelly in right. Fred Patek was caught off 1st and was out, Kelly to Mark Belanger to Billy Smith (2b) back to Belanger. Belanger then noticed Dave Nelson standing off 3rd base. He ran at him and tagged him out, completing the rare (if not unique) game-ending triple play and giving the O's a 7-6 win. The play went 9-6-4-6-6.

Sep 29, '73 at Det: "gitp" Frank Howard; 5-4-3 (B. Robinson, Grich, Crowley)

Jul 7, '73 vs Oak at Bal: "gitp" Gene Tenace; 5-4-3 (B. Robinson, Grich, Cabell).

Aug 6, '69 vs KC at Bal: "gitp" Eliseo Rodriguez; 5-4-3 (B. Robinson, D. Johnson, Powell).

Apr 9, '59 at Was: line drive by Ed Fitzgerald; 3-6-3 (Boyd, Carrasquel, Boyd)

Aug 3, '55 vs KC at Bal: "gidp" Art Ceccarelli, then runner was thrown out at home; 3-6-2 (Triandos, Miranda, H. Smith).

The Orioles have themselves hit into 13 triple plays in 37 seasons. The most recent victim was Gary Roenicke against Oakland at Baltimore on May 7, '79. He grounded to 3rd baseman Wayne Gross who started an around the horn, 5-4-3, triple play.

On 4 of the 13 occasions when the opposition has executed a triple play against the Orioles, Brooks Robinson has been the batter. He bounced into one, lined into another, and 2 were "gidps" with a runner subsequently being thrown out between third and home.

MAJOR ORIOLES AWARD WINNERS

Most Valuable Player, AL (BBWAA): Brooks Robinson (1964); Frank Robinson (1966), Boog Powell (1970), Cal Ripken (1983).

Cy Young Award, AL (BBWAA): Mike Cuellar (1969 tied with Denny McLain), Jim Palmer (1973, 1975, 1976); Mike Flanagan (1979), Steve Stone (1980).

Manager of the Year, Major League (TSN): Hank Bauer (1966), Earl Weaver (1977, 1979), Frank Robinson (1989).

Manager of the Year, AL (AP): Paul Richards (1960), Hank Bauer (1964, 1966), Earl Weaver (1973, 1977, 1979), Frank Robinson (1989).

Manager of the Year, AL (UPD): Earl Weaver (1979), Joe Altobelli (1983), Frank Robinson (1989).

Rookie of the Year, AL (BBWAA): Ron Hansen (1960), Curt Blefary (1965), Al Bumby (1973), Eddie Murray (1977), Cal Ripken (1982), Gregg Olson (1989).

Rookie of the Year, AL (TSN): Ron Hansen (1960), Curt Blefary (1965), Al Bumby (1973), Cal Ripken (1982), Craig Worthington (1989).

Rookie Pitcher of the Year, AL (TSN): Wally Bunker (1964), Tom Phoebus (1967), Mike Boddicker (1983).

Player of the Year, AL (TSN): Brooks Robinson (1964), Frank Robinson (1966), Cal Ripken (1983).

Pitcher of the Year, AL (TSN): Chuck Estrada (1960), Jim Palmer (1973, 1975, 1976), Mike Flanagan (1979), Steve Stone (1980).

Player of the Year, Major League (TSN): Frank Robinson (1966), Cal Ripken (1983).

Executive of the Year, Major League (TSN): Harry Dalton (1970), Hank Peters (1979), Roland Hemond (1989).

Executive of the Year, Major League (UPI): Hank Peters (1979), Roland Hemond (1989).

Roberto Clemente Award (Commissioner's Office): Presented annually to player (who best typifies the game of baseball, both on and off the field)—Brooks Robinson (1972), Ken Singleton (1982).

Joe Cronin Award (AL Office): Presented annually to an AL player for significant achievement—Jim Palmer (1976), Brooks Robinson (1977).

Most Valuable Player, World Series: Frank Robinson (1966), Brooks Robinson (1970), Rick Dempsey (1983).

Most Valuable Player, ALCS (Leland S. MacPhail Jr Award): Mike Boddicker (1983).

Most Valuable Player, All-Star Game (Commissioner's Office): Now known as Arch Ward Memorial Trophy—Billy O'Dell (1958), Brooks Robinson (1966), Frank Robinson (1971).

Jack Dunn Memorial Community Service Award: Elrod Hendricks (1987), Ken Singleton (1988), Brooks Robinson (1989).

MOST VALUABLE ORIOLES, '54 THRU '90

Cal Ripken climaxed a record-setting season by winning the **Louis M. Hatter** Most Valuable Oriole Award, presented annually by the Sports Boosters of Maryland Inc. It was Cal's 3rd MVO Trophy, but his first as an outright winner. He and **Eddie Murray** shared the honor in both 1983 and 1988.

Others who have won 3 or more MVO awards: **Murray** (7); **Brooks Robinson** (4), **Frank Robinson** and **Ken Singleton** (3 each).

The Sports Boosters initiated the MVO trophy back in 1954, the Orioles' 1st season in Baltimore. Several years ago they renamed the award in memory of the late **Lou Hatter**, the distinguished and lovable "dean" of Baltimore baseball writers, who spent 27 years writing Orioles baseball for the *SUN*.

(cont on page 42)

MOST VALUABLE ORIOLES, '54-'90

1954—Chuck Diering (of)	1972—Jim Palmer (rhp)
1955—Dave Philley (of)	1973—Jim Palmer (rhp)
1956—Bob Nieman (of)	1974—Paul Blair (of)/Mike Cuellar (p)
1957—Billy Gardner (2b)	1975—Ken Singleton (of)
1958—Gus Triandos (c)	1976—Lee May (1b)
1959—Gene Woodling (of)	1977—Ken Singleton (of)
1960—Brooks Robinson (3b)	1978—Eddie Murray (1b)
1961—Jim Gentile (1b)	1979—Ken Singleton (of)
1962—Brooks Robinson (3b)	1980—Al Bumbry (of)
1963—Stu Miller (rhp)	1981—Eddie Murray (1b)
1964—Brooks Robinson (3b)	1982—Eddie Murray (1b)
1965—Stu Miller (rhp)	1983—E. Murray (1b)/C. Ripken (ss)
1966—Frank Robinson (of)	1984—Eddie Murray (1b)
1967—Frank Robinson (of)	1985—Eddie Murray (1b)
1968—Dave McNally (lhp)	1986—Don Aase (p)
1969—Boog Powell (1b)	1987—Larry Sheets (of)
1970—Boog Powell (1b)	1988—E. Murray (1b)/C. Ripken (ss)

ORIOLES GOLD GLOVE AWARD WINNERS

Year	Winner (pos)	Year	Winner (pos)	Year	Winner
1960	B. Robinson (3b)	1971	B. Robinson (3b)	1976	Belanger (ss)
1961	B. Robinson		Belanger (ss)		Grich (2b)
1962	B. Robinson		D. Johnson (2b)		Palmer (p)
1963	B. Robinson		Blair (of)	1977	Belanger (ss)
1964	B. Robinson (3b)	1972	B. Robinson (3b)		Palmer (p)
	Aparicio (ss)		Blair (of)	1978	Belanger (ss)
1965	B. Robinson (3b)	1973	B. Robinson (3b)		Palmer (p)
1966	B. Robinson (3b)		Belanger (ss)	1979	Palmer (p)
	Aparicio (ss)		Grich (2b)	1980	None
1967	B. Robinson (3b)		Blair (of)	1981	None
	Blair (of)	1974	B. Robinson (3b)	1982	Murray (1b)
1968	B. Robinson (3b)		Belanger (ss)	1983	Murray (1b)
1969	B. Robinson (3b)		Grich (2b)	1984	Murray (1b)
	Belanger (ss)		Blair (of)	1985	None
	D. Johnson (2b)	1975	B. Robinson (3b)	1986	None
	Blair (of)		Belanger (ss)	1987	None
1970	B. Robinson (3b)		Grich (2b)	1988	None
	D. Johnson (2b)		Blair (of)	1989	None
	Blair (of)			1990	None

Notes: Though the Orioles haven't won a TSN-Rawlings Gold Glove in the past 6 years, they have still won more such awards (48) than any other American League club since it all began in '57. Among major league teams, only the St Louis Cardinals have won more (53 1/2).

Winners by club through the years: Cardinals-53 1/2*, ORIOLES-48, Reds-41, Yankees-40, Pirates-36, Tigers-35, Red Sox-33, Phillies-32, White Sox-29, Dodgers-27, Twins-25, Cubs-24, Braves-21, Giants-17, Angels-16, Royals-16 each, Expos-15, Athletics & Rangers-14 each, Astros-12, Indians & Padres-11 each, Mets 10 1/2*, Brewers-9, Blue Jays-7, Mariners-6, Original Senators-1.

33 Gold Gloves/11 Years: During the 11-year period from '69 through '79, the Orioles won 33 Gold Gloves, including 4 each in '69, '71, '73, '74 & '75. During the 80s, **Eddie Murray** was the Birds' only winner. He earned 3 fielding awards, the last in '84.

Multiple Winners: A total of 8 Orioles have won multiple Gold Gloves. Leading the list is **Brooks Robinson** whose 16 tie him with former pitcher **Jim Kaat** for most won by a single player (**Roberto Clemente**, **Willie Mays** are tied for 3rd with 12 each). Others: **Paul Blair & Marv Belanger** (8 each); **Jim Palmer & Bobby Grich** (4 each); **Dave Johnson & Murray** (3 each), and **Luis Aparicio** (2, 9 total).

Since '57: The Gold Glove Awards were initiated in '57 by the Rawlings Sporting Goods Company in cooperation with The Sporting News to acknowledge individual defensive excellence by vote of managers and coaches in each league. Selection is based on a player's overall defensive ability, not simply on fielding percentage.

***Keith Hernandez** played for both the Cardinals and Mets when he was chosen in '83.

HOW THE 1991 ORIOLES CAME TOGETHER

Year	Non-drafted Free Agents	Free Agent Draft (since 1965)	Trades and Purchases
1978		C. Ripken (ss) #4 (2nd rnd)	
1982		B. Ripken (2b) #11	
1983		Milacki (rhp) #2*	
1984		Tackett (c) #2	
1985	Gomez (lf)	Ballard (lhp) #7 Worthington (3b) #1*	
1986			Williamson (rhp) from San Diego with Terry Kennedy (c) for Storm Davis (rhp).
1987	Hickey (lhp)	Myers (lhp) #1	Orsulak (of) from Pittsburgh for Terry Crowley Jr (lf) and Rico Rossy (if)
	Mercedes (of) de la Rosa (rhp)	Telford (rhp) #4 Linskey (lhp) #9 Segui (1b), #18	Bautista (rhp) from Mets organization in Major League Draft (\$50,000) Mesa (rhp) from Toronto with Peraza (rhp) for Mike Flanagan (lhp)
1988	Hulett (if)	Olson (rhp) #1	Anderson (of) from Boston with Curt Schilling (rhp) for Mike Boddicker (rhp) Holles (c) from Detroit with Robinson Garces (lhp) and Cesar Mejia (p) for Fred Lynn (of) J. Bell (if) from Los Angeles with Brian Holton (rhp) and Ken Howell (rhp) for Eddie Murray (1b)
			Milligan (1b) from Pittsburgh for Pete Blohm (rhp)
1989	McKnight (if)	McDonald (rhp) #1	Melvin (c) from San Francisco for Terry Kennedy (c) Devereaux (of) from Los Angeles for Mike Morgan (rhp) D. Johnson (rhp) from Houston system with Victor Hithe (of) for Carl Nichols (c) Mitchell (rhp) from New York Mets with Joaquin Contreras (of) for Keith Hughes (of) and Cesar Mejia (rhp)
1990	Horn (1b) DuBois (lhp) Evans (of)		Da. Martinez (rhp) from California system with Mike Hook (lhp) for Dave Gallagher (if-of) Davis (1b) from Houston for Pete Harnisch (rhp), Curt Schilling (rhp) and Steve Finley (of) J. Robinson (rhp) from Detroit for Mickey Tettleton (c)

*Secondary Phase of the draft

BIRDS BIGGEST DEAL

In Nov-Dec 1954, the Orioles and Yankees engineered a 17-player deal, one of the largest in baseball history. General Manager Paul Richards sent the following players to New York: pitchers Mike Blyzka, Don Larsen and Bob Turley; catcher Darrell Johnson, 1st baseman Dick Kryhoski, shortstop Billy Hunter and outfielders Ted del Guercio and Jim Fridley. The Birds in turn acquired the contracts of: pitchers Harry Byrd, Jim McDonald and Bill Miller; catchers Hal Smith and Gus Triandos, 2nd baseman Don Leppert, 3rd baseman Kal Segrist, shortstop Willy Miranda and outfielder Gene Woodling.

ORIOLES RECORDS vs. EACH OPPONENT

vs OPPONENT	1954 thru 1990						TOTAL	
	HOME			ROAD			W	L
	W	L	PCT	W	L	PCT		
Boston	157	154	.505	134	173	.442	291	327
California	123	77	.615	103	101	.505	226	178
Chicago	163	113	.591	131	144	.480	294	257
Cleveland	161	147	.523	147	164	.470	308	311
Detroit	164	148	.526	157	157	.503	321	305
Kansas City	79	49	.617	60	67	.463	139	116
Milwaukee ¹	95	54	.638	85	68	.562	180	122
Minnesota ²	159	117	.576	143	133	.519	302	250
New York	161	149	.519	147	164	.472	308	313
Oakland ³	158	114	.581	153	130	.542	311	244
Seattle	46	33	.582	46	33	.603	92	66
Texas ⁴	132	73	.644	135	72	.652	267	145
Toronto	56	34	.622	40	49	.463	96	83
Totals	1654	1262	.567	1481	1455	.504	3135	2717

*Tie Games: The O's have played 5,861 games, including 9 ties (one '82 and 8 others between '55 and '64)...Most were Baltimore curfew... Those curfews, which prohibited starting an inning after 11:59 pm on Saturdays, are no longer in effect.

The ties were played against Chicago-4, Kansas City A's-2; Milwaukee-1, New York-1, Oakland-1.

Legend: 1-includes Seattle '69...2-includes Washington '54-'60...3-includes Philadelphia '54 & Kansas City '55-'67...4-includes Wash. '61-'71.

ORIOLES WON-LOST RECORDS IN DIFFERENT BALLPARKS

- CALIFORNIA**.....Wrigley Field, LA (6-4, '61)...Dodger Stadium (15-20, '62 thru '65)...Anaheim Stadium (83-78, '66 thru '90, including 1-1 in '79 ALCS).
- CHICAGO**.....Old Comiskey Park (131-144, '54 thru '90, including 2-0 in '83 ALCS)...Milwaukee County Stadium (2-0, 5/28/68 & 9/1/69).
- KANSAS CITY**.....Municipal Stadium vs both A's & Royals (93-71, '54 thru '67, '69 thru '72), vs Royals only (17-7, '69 thru '72)...Royals Stadium (43-60, '73 thru '90).
- MILWAUKEE**.....County Stadium (82-67, including 2-0 vs Chicago White Sox (5/28/68 & 9/1/69).
- MINNESOTA**.....Metropolitan Stadium, Bloomington (80-68, '61 thru '81, including 3-0 in '69 & '70 ALCS...Hubert H. Humphrey Metrodome (22-32, '82 thru '90).
- NEW YORK**.....Yankee Stadium (138-155, '54 thru '73, '76 thru '90)...New Yankee Stadium (47-55, '76 thru '90)...Shea Stadium (9-12, '74 & '75, including 0-3 in '69 WS vs Mets).
- OAKLAND**.....Oakland-Alameda County Coliseum (80-69, '68 thru '90, including 3-3 in '71, '73 & '74 ALCS).
- PHILADELPHIA**.....Connie Mack Stadium (2-9, '54).
- SEATTLE**.....Sicks' Stadium (5-1, '69)...Kingdome (46-33, '77 thru '90).
- TEXAS**.....Arlington Stadium (70-39, '72 thru '90).
- TORONTO**.....Exhibition Stadium (35-41, '77 thru '88)...Sky Dome (5-8, '89-'90).
- WASHINGTON**.....Griffith Stadium vs both DC franchises (51-34, '54 thru '61)—44-33 vs original Senators & 7-1 vs expansion Senators...Robert F. Kennedy Stadium (58-32, '62 thru '71)...Note: Orioles had combined overall record of 224-126, .640 vs. the 2 Washington franchises (home & away) and 109-66, .623 in Washington only.

ORIOLES WON-LOST RECORDS vs MULTI-CITY FRANCHISES

- CALIFORNIA**.....Los Angeles (49-41, '61 thru '65)...Anaheim (177-137, 66 thru '90, not including 3-1 in '79 ALCS).
- MILWAUKEE**.....Seattle (9-3, '69)...Brewers (171-119, '70 thru '90).
- MINNESOTA**.....Washington (Griffith Stadium) Senators (89-65, '54 thru '60) Twins (213-185), '61 thru '90, (not including 6-0 in '69 & '70 ALCS).
- OAKLAND**.....Philadelphia A's (10-12, '54)...Kansas City A's (151-104, 55 thru '67)...Oakland A's (150-128, '68 thru '90, not including 6-6 in '71, '73 & '74 ALCS).
- TEXAS**.....Washington (Expansion) Senators (135-61, '61 thru '71)...Rangers (132-84, '72 thru '90).

ORIOLES STANDINGS, 1954-1990

YEAR	WON	LOST	PCT	GB	STND	MANAGER(S)
1990	76	85	.472	11 1/2	5th	F. Robinson
1989	87	75	.537	2	2nd	F. Robinson
1988	54	107	.335	34 1/2	7th	Ripken/F. Robinson ⁴
1987	67	95	.414	31	6th	Ripken
1986	73	89	.451	22 1/2	7th	Weaver
1985	83	78	.516	16	4th	Altobelli/Ripken/Weaver ³
1984	85	77	.525	19	5th	Altobelli
1983	98	64	.605	(6)	1st	Altobelli
1982	94	68	.580	1	2nd	Weaver
1981	59	46	.562	1	*2nd	Weaver
1980	100	62	.617	3	2nd	Weaver
1979	102	57	.642	(8)	1st	Weaver
1978	90	71	.559	9	4th	Weaver
1977	97	64	.602	2	2nd	Weaver
1976	88	74	.543	10 1/2	2nd	Weaver
1975	90	69	.566	4 1/2	2nd	Weaver
1974	91	71	.562	(2)	1st	Weaver
1973	97	65	.599	(8)	1st	Weaver
1972	80	74	.519	5	3rd	Weaver
1971	101	57	.639	(12)	1st	Weaver
1970	108	54	.667	(15)	1st	Weaver
1969	109	53	.673	(19)	1st	Weaver
1968	91	71	.562	12	2nd	Bauer/Weaver ²
1967	76	85	.472	15 1/2	6thT	Bauer
1966	97	63	.606	(9)	1st	Bauer
1965	94	68	.580	8	3rd	Bauer
1964	97	65	.599	2	3rd	Bauer
1963	86	76	.531	18 1/2	4th	Hitchcock
1962	77	85	.475	19	7th	Hitchcock
1961	95	67	.586	14	3rd	Richards/Harris ¹
1960	89	65	.578	8	2nd	Richards
1959	74	80	.481	20	6th	Richards
1958	74	79	.484	17 1/2	6th	Richards
1957	76	76	.500	21	5th	Richards
1956	69	85	.448	28	6th	Richards
1955	57	97	.370	39	7th	Richards
1954	54	100	.351	57	7th	Dykes

Totals 3135 2717 .536

*1st Half: 31-23, .574, 2 GB, 2nd; 2nd Half: 28-23, .549, 2 GB, 4th

(1) Harris (17-10) replaced Richards (78-57) on Sep 1

(2) Weaver (48-34) replaced Bauer (43-37) on July 11.

(3) Altobelli (29-26) relieved after game of June 12; Ripken (1-0) managed June 13; Weaver (53-52) took over June 14.

(4) Robinson (54-101) replaced Ripken (0-6) on April 12.

1990 FINAL MAJOR LEAGUE STANDINGS

AL EAST	Won	Lost	Pct	GB	AL WEST	Won	Lost	Pct	GB
Boston	88	74	.543	—	Oakland	103	59	.636	—
Toronto	86	76	.531	2	Chicago	94	68	.580	9
Detroit	79	83	.488	9	Texas	83	79	.512	20
Cleveland	77	85	.475	11	California	80	82	.494	23
ORIOLES	76	85	.472	11 1/2	Seattle	77	85	.475	26
Milwaukee	74	88	.457	14	Kansas City	75	86	.466	27 1/2
New York	67	95	.414	21	Minnesota	74	88	.457	29

NL EAST	Won	Lost	Pct	GB	NL WEST	Won	Lost	Pct	GB
Pittsburgh	95	67	.586	—	Cincinnati	91	71	.562	—
New York	91	71	.562	4	Los Angeles	86	76	.531	5
Montreal	85	77	.525	10	San Francisco	85	77	.525	6
Philadelphia	77	85	.475	18	San Diego	75	87	.463	16
Chicago	77	85	.475	18	Houston	75	87	.463	16
St Louis	70	92	.432	25	Atlanta	65	97	.401	26

ORIOLES WON-LOST RECORDS vs EACH OPPONENT, 1990

vs AL WEST	Home			Away			Total				
	W-L	W-L	W-L	W-L	W-L	W-L	W-L	W-L	W-L		
California	4-2	3-3	7-5	vs AL EAST	Home	Away	Total	W-L	W-L	W-L	
Chicago	4-2	2-4	6-6	Boston	3-4	1-5	4-9	3-4	1-5	4-9	
Kansas City	4-1	4-2	8-3	Cleveland	2-4	4-3	6-7	2-4	4-3	6-7	
Minnesota	3-3	3-3	6-6	Detroit	4-3	2-4	6-7	4-3	2-4	6-7	
Oakland	1-5	3-3	4-8	Milwaukee	4-2	3-4	7-6	4-2	3-4	7-6	
Seattle	1-5	2-4	3-9	New York	3-4	3-3	6-7	3-4	3-3	6-7	
Texas	4-2	4-2	8-4	Toronto	3-3	2-5	5-8	3-3	2-5	5-8	
vs West	21-20	21-21	42-41	vs East	19-20	15-24	34-44	vs East	19-20	15-24	34-44
				Grand Total	40-40	36-45	76-85	Grand Total	40-40	36-45	76-85

1990 SEASON SUMMARY
FINAL OVERALL RECORD: 76-85
5th in AL East, 11 1/2 GB

A span of 15 days—during which they lost to the disabled list the leading hitter (**Bill Ripken**), top home run hitter (**Randy Milligan**), winningest pitcher (**Dave Johnson**) and most active reliever (**Mark Williamson**)—dragged the Orioles down to their worst August in 17 years and forced them into an early exit from the American League East pennant chase.

The Orioles entered August in 3rd place, only 4 games out of 1st, when the injury onslaught began. First, **Bob Milacki** (right shoulder strain) went down on July 31. He was followed by **Bill Ripken** (stress fracture of right foot), Aug 4; **Milligan**, Aug 7 (separated right shoulder); **Johnson** (lower back strain) and **Williamson** (fractured right ring finger), both Aug 18. The club was further debilitated when **Gregg Olson**, **Craig Worthington**, **Ron Kittle** and rookie **David Segui** also missed playing time with injuries. When the month finally ended, the O's limped home 9-18. It was the 2nd worst August in club history ahead of only the '72 mark in '54, the O's 1st season in Baltimore. By Sep 5, they were 15 1/2 games out of 1st place.

The story doesn't end there, however.

Three rookies in the starting rotation—**Ben McDonald**, **Jose Mesa**, and **Anthony Telford**—became the focus of attention in the final month, and the trio gave Orioles fans a reassuring look at a promising future. Behind the 3 young arms—all under 25 years old—the Orioles won 16 of their last 26 games after Sep 7. The Oakland Athletics were the only major league team that won more games the final 4 weeks. The Orioles were 12-3 in the last 15 games the aforementioned rookies took the mound.

The O's also closed out of the season going 11-4 while allowing more than 3 runs only 4 times. And in the final series of the season, they took a small measure of revenge against Toronto by taking 2 of 3 games and helped eliminate the Blue Jays who finished 2 games behind AL East champion Boston. It was Toronto, remember, that burst the Orioles bubble in 1989 on the final weekend of the season.

While their 85 losses were 10 more than in 1989, the Orioles continued to distance themselves from the infamous 1988 season which included a club record 107 losses. In the subsequent 2 seasons, the O's have gone 163-160. Of the 113 times a major league club has lost 100 or more games in a season, only 12 other times has one of those teams rebounded to play .500 or better over the next 2 seasons.

Two facts seem to go hand-in-hand with the O's improvement in 1989 and 1990: (1) the O's have walked 230 more times than their opponents—the best ratio in the major leagues, and (2) they have committed a total of only 180 errors, 2 fewer than any major league club has ever made in back-to-back seasons (the '87-'88 Twins made 182 errors).

Though no one is likely to diminish the importance of the progress made by the Orioles' young pitchers, 1990 may well be better remembered as "The Year of the Streaks." There were plenty of them, most belonging to **Cal Ripken**.

Cal's consecutive game streak reached 1,411 at the end of the season and he now trails only **Lou Gehrig's** total of 2130. On June 12, **Cal** played his 1,308th consecutive game and moved into 2nd place on the all-time list ahead of **Everett Scott** (Yankees-Red Sox, 1918-25) who played all 1,307 games of his streak at shortstop. One month later, **Cal** played his 1,308th consecutive game at shortstop (the first 27 games of his streak were as a 3rd baseman) and broke **Scott's** record for most consecutive games at one position.

But in 1990 when someone asked, "How long is **Cal's** streak now?," the question probably was aimed at yet another record breaking streak. While putting together the finest defensive season ever by a shortstop (only 3 errors and a .996 fielding average), **Cal** crafted streaks of 95 errorless games and 431 errorless chances, both all-time marks for a shortstop.

And there was more. **Cal's** streak of 20-homer seasons reached nine, longest ever by a shortstop and making him one of only 12 players in major league history to hit 20 or more in his 1st 9 full seasons. He and **Dale Murphy** (Atlanta/Philadelphia) are the only 2 players to hit 20 or more homers in each of the last 9 years.

Relief ace **Gregg Olson** got into "streaking" as well. Between Aug 4, '89 and May 4, '90, Olson strung together 41 consecutive scoreless innings, matching the 13th longest streak in major league history and believed to be the longest ever by a reliever. It was also the longest in the AL since 1968, when Luis Tiant also had a streak of 41 with Cleveland.

WINS AND LOSSES: The Orioles were 7-6 on April 23, but lost their next 5 games and didn't get above .500 the rest of the year...They did get back to .500 3 times, the 1st occasion on June 9 (28-28), thanks to an 11-4 spurt which saw them go from 7th place to 3rd place...The Orioles, however, lost 17 of their next 24 to fall to 35-45 on July 6...At that point the Orioles won the final 2 games before the All-Star break at Chicago, then went 16-8 to start the 2nd half, the best start of any major league club.

That rush left the O's 53-53 on Aug 3, the last time they would reach the break-even mark...Their best July since 1983 (17-11) was followed by the 2nd worst August in club history (9-18)...Between Aug 4 and Sep 5, the Birds lost 22 of 29 to go from 4 1/2 gb to 15 1/2 gb...The O's went 16-10 to close out the season, the most wins they've recorded after Sep 1 since 1983.

ARTIFICIAL SURFACE: The Orioles were 11-14 in the AL ballparks with artificial turf, the 6th time in the last 7 years they've had a losing record on the carpet...In '90, the O's were 2-4 at Seattle, 4-2 at Kansas City, 2-5 at Toronto, and 3-3 at Minnesota.

The O's lifetime mark on the carpet is 185-202 (.478)...The O's are 178-198 (.473) in the AL stadiums (Chicago, 27-24, from '68 thru '75; Kansas City, 43-60; Minnesota, 22-32; Seattle, 46-33; Toronto, 40-49 (35-41 at Exhibition Stadium and 5-8 at SkyDome); and 7-4 in four World Series ('70 Cincinnati, 2-0; '71 Pittsburgh, 0-3; '79 Pittsburgh, 2-1; '83 Philadelphia, 3-0).

BATTING: The Orioles walked a major league high 660 times. Only 3 AL teams in the last 29 years (since 1962) have walked more: '70 Orioles (717), '71 Orioles (672), and the '86 Angels (671)...The O's received 123 more walks than they allowed, 3rd best ratio in the majors behind Pittsburgh (169) and Oakland (157)...The O's were last in the AL in total bases (2002) and finished in the bottom 3 of the AL in 7 other categories, including batting (.245-13th), hits (1328-13th), doubles (234-12th), triples (22-12th), rbi (623-12th), sacrifice flies (41-12th), and slugging (.370-13th)...The Orioles' .243 average with runners in scoring position was 5th lowest in the majors.

	Men in Scoring Position					Scoring Position/Less than 2 Outs					Bases Loaded				
	Avg	AB	H	RBI	MISP	Avg	AB	H	RBI	MISP	Avg	AB	H	BB	
Anderson	.279	61	17	20	89	.267	30	8	7	38	.000	3	0	1	2
Bradley	.321	53	17	23	90	.318	22	7	9	37	.429	7	3	0	1
Brown, M.	.000	2	0	0	2	.000	1	0	0	1	—	—	—	—	—
Devereaux	.239	92	22	37	118	.324	37	12	21	47	.333	9	3	0	0
Finley	.255	102	26	34	145	.271	48	13	14	61	.091	11	1	1	1
Gallagher	.091	11	1	2	17	.250	4	1	1	7	.000	1	0	0	0
Gomez	.222	9	2	1	14	.000	1	0	0	2	—	—	—	—	—
Gonzales	.286	21	6	10	31	.231	13	3	5	18	.000	2	0	0	0
Holies	.143	14	2	6	22	.111	9	1	2	14	—	—	—	—	—
Horn	.265	68	18	34	94	.147	34	5	8	44	.364	11	4	0	0
Hulett	.297	37	11	14	47	.350	20	7	6	26	.000	2	0	0	0
Jefferson	.000	3	0	0	3	.000	1	0	0	1	—	—	—	—	—
Kittle	.067	15	1	1	18	.200	5	1	1	6	.000	2	2	0	0
Korminsk	.200	25	5	5	37	.273	11	3	3	17	.000	6	0	0	0
McKnight	.176	17	3	3	23	.200	10	2	2	12	.000	2	0	0	0
Melvin	.276	98	27	32	120	.298	57	17	18	68	.222	9	2	0	0
Milligan	.253	95	24	39	148	.208	53	11	16	76	.400	10	4	1	1
Nixon	.333	3	1	1	4	.000	1	0	0	1	—	—	—	—	—
Orsulak	.300	110	33	47	167	.267	60	16	27	87	.375	16	6	3	0
Ripken, B.	.310	100	31	32	127	.231	52	12	14	60	.429	7	3	0	1
Ripken, C.	.204	167	34	59	269	.198	81	16	20	125	.222	27	6	2	3
Segui	.333	24	8	13	31	.333	9	3	5	11	.500	2	1	1	0
Tettleton	.155	110	17	34	190	.123	57	7	10	91	.133	15	2	5	1
Walker	.182	11	2	2	16	.000	3	0	0	5	.000	—	—	—	—
Writhing'tn	.198	111	22	35	164	.210	62	13	17	91	.333	12	4	2	2
Team	.243	1359	330	484	1986	.232	681	158	206	946	.253	154	39	16	12

The O's left 1,230 runners on base, the 3rd highest amount in the majors behind Philadelphia (1,242) and Boston (1,233)...It was the 3rd most in

1990 SEASON SUMMARY (cont)

club history behind 1970 (1,262) and 1973 (1,239)...The O's team batting mark was above .250 only 7 days all season and never after Aug 3...The O's were 42-9 when they got 10 or more hits, but were 6-24 when held to 5 hits or less.

The Orioles batted .235 at home, lowest in the AL...O's .255 average on the road marked the 10th time in the last 11 years, that the O's batted higher on the road than at home.

BY MONTH: 9-11...**May** 12-15...**June** 13-15...**July:** 17-11...**August** 9-18...**September:** 14-14...**October:** 2-1.

April: O's failed to achieve a winning record in April for the 5th straight year...April is the only month in which the O's have an overall losing record (315-321)...Oriole starters were least affected by the delay in the start of the season thru the 1st month and worked the most innings of any starting staff in the AL...The starters went 6 or more innings in the final 13 games of April, the O's longest stretch of 6+ inning performance since 1983...**Brady Anderson**, with only 13 at bats, was the lone Oriole over .300 (.308/13-4).

May: O's 12-15 record was only their 2nd losing record in May in the last 14 years...O's reached June 1 with a 21-26 record; only 6 other times in club history had they reached that date with a worse record...O's put together back-to-back wins only twice during the month...**Joe Orsulak** (.333, 78-26) led the hitters.

June: O's had a losing record in June for the 5th time in the last 14 years...**Randy Milligan** batted .327 (101-33) during the month and produced 8 homers and 24 rbi...**Tim Hulett** came off the disabled list June 12 and batted a club-high .375 (40-15), and **Cal Ripken** had his best month at .309 (110-34)...**Dave Johnson** was 4-1 (3.23) for the month.

July: O's 17 wins in July were their most for that month since 1983...O's 9 errors in July were their fewest in any month...O's 3.88 era in July was their best, as were their homer (32) and run (134) totals...**Brady Anderson** batted .500 (30-15) for the month and **Mike Devereaux** .333 (36-32)...**Bill Ripken** batted .329 (76-25)...**Mark Williamson** was 4-1 and **Ben McDonald** 3-0, while **Gregg Olson** had his best month with 9 saves.

August: The Orioles suffered thru a 9-18 month, the 2nd worst August in club history, better than the 7-25 record they posted in 1954...O's were in double figures in hits only 4 times in 27 games all month...**Bill Ripken**, missed 2 weeks on the disabled list, but returned to hit a club-high .351 (37-13)...**Steve Finley** was the only other Oriole over .300 (78-24, .308)...The O's were out-homered 35-16 and the club era of 4.70 was the highest for one month.

Sep/Oct: The Orioles went 16-15, their most wins after Sep 1 since 1983...Of the O's 16 wins, 8 came from rookies **Ben McDonald**, **Joe Mesa**, and **Anthony Telford**...**Bob Melvin** batted a club-high .315 (54-17), and **Chris Hoiles** was 6-for-14 (.429) before being struck down by a shoulder injury on Sep 22...**Sam Horn** hit 4 homers and knocked in a club-high 19 runs.

CLOSE GAMES/EXTRA INNINGS: The O's were involved in 61 games decided in the 7th inning or later (31-32), most such games in the AL...In a 7-day span, June 17-23, the Orioles lost 5 one-run games, the 1st time in club history that happened...The O's were a major league-best 13-4 in extra innings, including 9-1 at home...Over the last 3 seasons the O's have gone 29-11 in overtime, the **best record in the majors**.

The Orioles won 13 games in "sudden death," most since 1974 when they won 14...O's were 22-19 in games decided in the last at bat...On Sep 14-15 at Toronto, the Orioles lost 3 straight games in "sudden death" for the 1st time since Aug 27-29, '65 when they dropped 3 in a row to the Washington Senators...Of the last 21 times the O's have lost in their opponents' last at bat, 6 have been at the hands of the Blue Jays.

DAYS IN EACH PLACE: 1st (1); 2nd (2); 3rd (47); 4th (13); 5th (72); 6th (33); 7th (7)...The O's spent only one day in 1st place, Opening Day...After the 2nd day of the season the Birds never got any higher than 3rd place...Their longest stay in any one spot was a 37-day run in 3rd place, from July 21-Aug 26, but the O's fell out of 3rd place on Aug 27 and never returned...Since spending every day of the 1988 season in last place, the O's have spent only 7 days there since.

This was only the 3rd time in 37 seasons the O's have finished 5th ('84 and '57)...The Orioles biggest deficit was 15-1/2 gb, on several days, the latest coming Sep 8...The Orioles were officially eliminated from the race on Sep 17.

DESIGNATED HITTERS: The Orioles designated hitters batted a league low .211 (587-124), lowest by an Oriole club since the dh rule was instituted in '73...The Orioles used 15 different dh's in the starting lineup, the most in club history...O's dh's were last with 65 rbi (2nd lowest in club history behind 60 in '87), but led the league with 88 walks (tied with California) and 169 strikeouts...O's 19 homers were 6th most in the league...**Sam Horn** was 3rd in slugging (.495) among dh's with 100 or more at bats trailing only **Ivan Calderon** of Chicago (.527) and **KC's George Brett** (.500).

DOUBLEHEADERS: The O's played 3 doubleheaders and split them all: July 13 at home vs Minnesota, July 28 at Kansas City and Sep 30 at Cleveland...The O's have played 525 twinbills and are 149-117-259...However, the O's have swept only 2 of their last 26 doubleheaders (2-10-14)...O's are 1-0-5 since they were swept, Aug 1, '89 at Boston.

FIELDING: The Orioles' 93 errors were 3rd fewest in the majors behind Toronto (86) and Oakland (87), and all 3 ranked among the top 5 lowest figures in major league history (see table below)...In 1989, the Orioles' .9860 fielding mark was a major league record, but in 1990, Toronto eclipsed it by .0001 at .9861.

The O's have made only 180 errors over the last 2 seasons (93 in 1990, 87 in 1989), 2 fewer than any major league club has ever made over 2 seasons: '87-'88 Twins made 182...The Orioles played 91 errorless games, 3rd most in club history and 2 shy of the club record of 93 set in 1989...The O's had a major league low 5 passed balls, one shy of the club record set in 1985.

On July 22, the Orioles were within one out of tying the club record for most consecutive errorless games, but leftfielder Joe Orsulak committed an error with 2 out in the 9th inning, ending the string at 9 error-free games...The Orioles allowed 54 unearned runs, 3rd fewest in the AL behind Toronto (41) and Chicago (52)...Orioles outfielders finished 2nd in fielding among AL outfielders with a .985 pct., behind Minnesota (.987)...**O's outfielders had 28 more chances than any other outfield.**

Fewest Errors in One Season					O's Fielding Pct Tops AL Since '54							
#	Year	Team	E's	#	Year	Team	E's	#	Team	Pct	Chances	E's
1-	1988	Minnesota	84	6-	1988	Boston	93	1-	ORIOLES	.9810	226,271	4,285
2-	1990	Toronto	86	7-	1964	ORIOLES	95	2-	Toronto	.9797	85,154	1,721
3-	1989	ORIOLES	87	8-	1980	ORIOLES	95	3-	Detroit	.9792	224,295	4,664
	1990	Oakland	87	9-	1976	Cincinnati	95	4-	NY Yankees	.9791	228,148	4,749
5-	1990	ORIOLES	93	10-	1972	Detroit	96	5-	Cleveland	.9785	223,761	4,789

Individual: **Cal Ripken** enjoyed the finest season ever for a major league shortstop and established 9 major league fielding records while making only 3 errors all season (for more details see his biography)...Brother **Bill Ripken** committed a career-low 8 errors...Over the past 2 seasons, **Bill** has a .986 fielding pct. (tc-1223, e-17)...Only one other AL 2nd baseman with a qualifying number of games both seasons has a better mark—Detroit's **Lou Whitaker** (.988, tc-1395, e-17)...**Bob Melvin** recorded a .9974 fielding percentage, tops among major league catchers with 75 or more games...He was just ahead of Seattle's **David Valle** (.9970)...**Leo Gomez** and **Marty Brown** became the 36th and 37th Orioles to play 3rd base since **Brooks Robinson** retired in 1977...**Craig Worthington**, in only his 2nd full season, has now played in 302 games at the hot corner, 3rd most in O's history behind only **Brooks** (2,871) and **Doug DeCinces** (792)...The Orioles employed 7 1st basemen during the 8 weeks **Randy Milligan** was out with a separated shoulder.

Catchers Efficiency (att-cs, pct): **Hoiles** (7-3, 43 pct)...**Melvin** (58-16, 28 pct)...**Tettleton** (66-14, 21 pct)...**Team** (131-33, 25 pct).

Triple Play: The Orioles pulled off the 10th triple play in club history, Aug 8 at Oakland...The 1-6-3 tp occurred as **Jeff Ballard** pitched to Willie Randolph with **Walt Weiss** on 1st base and **Terry Steinbach** on 2nd base in the 7th inning...**Randolph** lined out to **Ballard**, who threw to **SS Cal Ripken** to double off **Steinbach**...**Cal** then threw to **1B Sam Horn** to triple off **Weiss**...**Ballard** also served up a triple play pitch to the Yankees' **Steve Balboni**, June 15, '89 at Memorial Stadium.

LAST YEAR

1990 SEASON SUMMARY (cont)

HOME RUNS: The Orioles were 6th in the AL in homers with 132... their 132 homers, 90 were solos, accounting for 68 percent of the homers, the highest in the majors...The O's hit 21 two-run homers and 18 three-run shots and 3 grand slams...During one stretch, June 24-27, the Orioles hit 45 homers, 37 solo...The Orioles had hit 96 homers thru their 1st 106 games, but after the club's leader **Randy Milligan** went down with an injury on Aug 7, the O's hit only 36 in their final 31 games...The O's hit more than 2 homers in a game only 5 times including a season-high 4 on 2 occasions...The O's hit only 58 homers on the road, the fewest since 1973 (56)...The O's allowed 161, 2nd most in club history and 2nd most in the majors behind Cleveland's 163...The only season the Birds allowed more was 1987 when they tossed up a major league record 226.

Memorial Stadium: There were 156 home runs hit at Memorial Stadium (Opp-82, O's-74)...Only 2 other major league stadiums hosted more: Toronto (175) and Detroit (167)...Atlanta was 4th with 155...Five of the top 6 years in home run production have occurred since '85.

Grand Slams: The Orioles hit 3, including 2 by pinch hitters...**Sam Horn**, Sep 14 at Toronto off **Duane Ward** and **Phil Bradley**, July 13 at home off Minnesota's **John Candelaria**, had the pinch-hit blasts...**Mike Devereaux** on July 23 at Detroit, off **Clay Parker**, belted the other...The Orioles have now hit 53 grand slams since the start of 1980, 10 more than any major league club in the same span...The Orioles allowed 11 grand slams in 1990, to **Mike Macfarlane** (KC) off **Pete Harnisch** on Aug 4, and **Harold Reynolds** (Sea) off **Kevin Hickey** Sep 5 at Bal.

Inside the Park: On June 8 at Memorial Stadium, **Phil Bradley** connected for an inside-the-park homer vs New York's **Greg Cadaret**...It was the 18th inside-the-park home run in team history, the 1st since **Al Bumbry** hit one at Chicago, Aug 21, '76...The O's had gone 2,148 games in between...It was the 1st one at Memorial Stadium since **Bumbry** did it vs NY on Apr 19, '74.

MEMORIAL STADIUM/ROAD RECORDS: The Orioles went 11-4 in their last 15 home games to go 40-40, 1st time in club history the O's finished exactly .500...The Orioles enter their final season at 33rd Street with a 1654-1262, .567, all-time record there (not included in the win-loss percentage are 9 ties)...O's 36-45 road record was the 6th straight season the O's have had a losing mark away from home...The O's were 9-4 on the road May 25-June 7, most wins for the Birds on one trip since 1987.

PINCH HITTERS: Orioles pinch hitters hit 2 grand slams (by **Phil Bradley** and **Sam Horn**), the 12th and 13th in club history and the 1st since **Ken Singleton** hit one Sep 1, '84 at Seattle...Overall, the O's hit 13 pinch-homers, 2nd in the AL...O's pinch hitters were 5th in average (.235, 13 points above the league mark)...They were 3rd in rbi (27) and 2nd in slugging percentage (.374).

Individually, **Horn's** .444 batting average (9-4) was tops among AL players with 10 or more plate appearances and his 2 pinch-homers (both of Toronto's **Duane Ward**) were tied for the AL lead with **Matt Nokes** and **Steve Balboni** of the Yankees...**Brady Anderson** was one of only 7 AL pinch hitters with 20 or more plate appearances to hit over .300 (.333, 18-6)...**Steve Finley** was 0-for-12, the most at bats in the AL without a pinch hit.

PITCHING: The Orioles' staff finished with 10 complete games and 5 shutouts, both fewest in the club's history...The Orioles were 9th in the AL in era with a 4.04 mark, 3rd in the AL East, and just behind last year's 4.00 era...The Orioles suited up 22 pitchers, 16 began the season with less than 2 years major league experience, and 13 had fewer than 10 career wins.

The O's pitching staff fanned 10 or more in a game only 6 times and have done it only 9 times over the past 2 years (**Nolan Ryan** has had 26 such games the last 2 seasons)...**Pete Harnisch's** 10 strikeouts on June 9 vs New York is the only occasion in the last 327 games in which an individual Oriole reached double figures...O's staff era didn't get below 3.79 all season...O's 34 wild pitches were the fewest in the AL.

Starters: The Orioles starters were 52-62 with a 4.35 era (10th in the AL) in 949.1 innings (h-987, er-459)...O's employed 11 starters.

Bullpen: The bullpen was 24-23 with a 3.52 era (4th in the AL) in 486 innings (h-458, er-190)...O's converted 43 of 63 save opportunities (68 percent)...Only 3 teams in the majors had more blown saves-Cubs (23), Red Sox (23) and Mariners (22)...The O's bullpen was tied for 12th place in the majors in the Roloids Team Bullpen Standings with 91 points (tied with the Yankees)...The Roloids system: sv +3 pts, win +2, loss -2, blown sv -2.

Save/Save Opportunities: **Aldrich** (1-2, 50 pct); **Hickey** (1-2, 50 pct); **Holton** (0-1); **Olson** (37-42, 88 pct); **Price** (0-2); **Schilling** (3-9, 33 pct); **Williamson** (1-4, 25 pct); **Totals** (43-63, 68 pct).

Runners Inherited/Scored-Pct Stranded: **Aldrich** (5-1, 80 pct); **Bautista** (26-10, 61 pct); **Ballard** (20-4, 80 pct); **Boone** (5-2, 60 pct); **Hickey** (34-6, 82 pct); **Holton** (31-13, 58 pct); **McDonald** (2-2, 0 pct); **Milacki** (7-3, 57 pct); **Mitchell** (4-1, 75 pct); **Olson** (36-10, 72 pct); **Price** (47-9, 81 pct); **Schilling** (31-11, 65 pct); **Taylor** (1-0, 100 pct); **Weston** (7-3, 57 pct); **Williamson** (51-16, 69 pct); **Totals** (307-91, 70 pct).

ROOKIE PITCHERS: The Orioles had 4 rookie pitchers on their roster before the Sep 1 callup date and the 4 rookies (**Ben McDonald**, **Curt Schilling**, **Anthony Telford** and **Jose Mesa**) finished the season a combined 15-12 with a 3.08 era (ip-247.2, h-206, er-85)...Among the top 6 toughest rookie pitchers to hit, 3 were Orioles: **McDonald**, .205; **Mesa**, .218 and **Schilling**, .229...**Anthony Telford**, in his major league debut, Aug 19, held the AL champion Oakland Athletics to one hit over 7 innings.

ROSTER: The Orioles began the season with 27 players whose average major league service was 2.8 years per player, lowest in the majors...Overall, they used 47 players, 3rd behind 1955 (54) and 1956 (48)...The 47 actually played for the Orioles, excluding LHP **Brian DuBois**, who did not appear in a game from the time he was claimed on waivers from Detroit, Aug 29, until he was placed on the 60-day disabled list, Sep 5.

The Orioles employed 21 pitchers and 26 position players...The 21 pitchers were 2 shy of the club record, 23 set in '55 and matched in '56...Only 10 players were on the active roster all year...The O's used 121 different starting lineup combinations.

SERIES PLAY: The Orioles went 19-28-3 in series play, but were 5-3-1 in 4-game series...Between June 12 and Sep 17, the Orioles lost 13 straight series to A.L. East teams.

TYING AND LEAD RBI: C. Ripken-39; Milligan-25; Tettleton-22; Orsulak-18; Devereaux-16; Melvin-15; Worthington-13; Horn-13; Bradley-12; Finley-11; B. Ripken-11; Anderson-8; Hoiles-4; Kommink-3; Segui-3; Hulett-3; Mcknight-2; Gonzales-2; Nixon-1; Gomez-1; Kittle-1; Walker-1.

WINNING/LOSING STREAKS: The Orioles longest win streaks were 6 and 5 games, both in the 2nd half of the season...O's won 6 straight, Sep 18-24 (the first 6 games after they were officially eliminated from the race, Sep 17)...The Orioles lost 5 or more in a row 5 times, including a season-high 6 straight, Aug 31-Sep 5.

ORIOLES TRIPS TO JAPAN, '71 & '84

The Orioles have made 2 trips to Japan, both sponsored by the Yomiuri Shimbun, Japan's largest newspaper and owner of the Tokyo Giants.

In '71, the O's were 12-2-4 on a 31-day tour all over Japan, including an 8-0 record with 3 ties head to head against the Giants who had just captured their 7th straight Japan championship, led by 2 of the country's greatest all-time players, **Sadaharu Oh** and **Shigeo Nagashima**. The O's left on that month-long junket just 3 days after losing a 7-game World Series to the Pirates.

The Birds earned the '84 trip by beating the Phillies in the '83 World Series. Despite a 5th place '84 finish, the O's went 4-1 in the first 5 games, all against the Japan Champion Hiroshima Toyo Carp, and 4-1 as well against the sponsoring Tokyo Yomiuri Giants. Overall on that trip the O's were 8-5-1, having gone 0-3-1 against Japanese All-Star teams.

In the fall of '86, **Cal Ripken Jr** represented the Orioles on a team of major league all-stars that went 5-1 vs. an all-star aggregation from the Japanese Central and Pacific Leagues. Cal led the major leaguers in batting with a .500 average (14-7) while platooning at shortstop with **Ozzie Smith** of the Cardinals...See his biog for more details.

Glenn Davis has gone to Japan twice on major league all-star trips, once with Cal in '86 and again last fall ('88).

ORIOLES VS OPPONENTS

VS BOSTON ('90: 4-9, Lifetime: 291-327, .471)...It isn't a pre-story...The Red Sox captured the season series for the 7th straight year (starting '84), and they did it convincingly...During that period, the Birds are 30-61 (.330) vs Boston and over the past 4 seasons they've been even worse (15-37, .288).

In '90 Boston out-hit (.282 to .253), out-scored (60-51), out-homered (11-6) and out-pitched (3.52 to 4.43) the Orioles.

The Sox remain the club with the best lifetime record vs Baltimore and one of only 3 teams in the AL with a lifetime winning record against the O's (along with Cleveland and New York). The last time the O's led in the lifetime victory column was in '72 at 184-183...Since then the Birds have won 107, the Carmines 144.

At Memorial Stadium where the Birds hold a winning record over every opponent, their mark against Boston is a tenuous 157-154...No opponent has enjoyed a lifetime record of .500 or better on 33rd Street since Cleveland entered the '73 season at 87-87.

At the Fenway House of Horrors where they were 1-5 in '90, the O's have gone 4-22 (.154) since **Mike Boddicker** beat **Bob Stanley** on Sep 30, '86. They haven't won a series in Boston since June 20-23, '86.

It is not surprising considering all of the above that it has been the Sox who officially eliminated the Orioles from pennant contention in 3 of the last 5 seasons ('86, '88 & '90).

Ah, but the news is not all bad. Don't forget, it was the Orioles who knocked the Red Sox off their 1st place perch on Sep 19 (the 1st time they'd been out of first since July 30).

And, remember also, that it was the O's who snapped **Roger Clemens** 7-game winning streak on June 18, after they ko'd the Carmines' ace in the 2nd (it isn't necessary to mention that only 3 of the 6 runs charged to him were earned)...It was the 1st time he had lost at Memorial Stadium since June 27, '84.

And, the Birds are working on a 2-game winning streak, having captured the last 2 games of the season series on Sep 18, 4-1 behind **Jose Mesa** (save by **Curt Schilling**, 3-run homer by **David Segui**) and Sep 19, 8-3 behind **Anthony Telford** (save by **Olson**, 3-run homer by **Sam Horn**).

Record Crowds: The attendance for the 4 Orioles-Red Sox games at Baltimore June 15-16-17-18 drew 167,456, a record for a 4-date series at Memorial Stadium.

Winning/Losing Ugly: On Aug 20 at Boston the Sox prevailed, 2-1, a score befitting the fact that pitchers on each side combined to 4-hit the opposition. It says nothing, however, about the 15 walks issued by the starters **Pete Harnisch** (8) and **Greg Harris** (7)...The game turned on the failure of 2 Orioles pitchers (**Harnisch** and **Ballard**) to cover first base in timely fashion.

Dwight Evans has been a credit to the game during his long career and the Orioles should profit greatly from his presence, but simply guaranteeing his absence from the Red Sox lineup was sufficient reason to sign him to a Baltimore contract. Last June on their 1st trip to Boston the O's might have swept the 3-game series with a little bit of luck. Instead, they were swept, largely because of Dewey Evans.

In the opener (Fri, Jun 22), a 7th inning rbi single by **Tony Pena** and a couple of Baltimore runners thrown out at 3rd and at home contributed significantly to a 4-3 Boston victory. Evans took care of the next two days by himself.

On June 23 the O's led in the 10th thanks to a **Mickey Tettleton** home run, but Evans responded in a hurry in the bottom half with a two-run "sudden death" homer off **Gregg Olson**. It was the 1st home run off Olson since Evans himself had connected, also at Fenway, on Apr 15, '89...At that point, Olson had yielded 3 home runs in his career, 2 by Evans and one by **Steve Balboni** (**Mark McGwire** and **Carlos Baerga** have since added their names to the list).

The next day's game was scoreless thru 6 1/2 when Evans took over driving in both runs with a 7th inning home run and an 8th inning sacrifice fly in a 2-0 victory...They were just 2 of the 4 games in which he drove in the game winning run against the Birds in '90.

Among actives at the end of the '90 season, Evans led all Orioles opponents in career homers (31), rbi (136) and games (217) while batting .284 (764-217).

Boston Batting: The Red Sox' dominance in this season series is reflected by the fact that, in addition to Evans' contributions over the years, the top 3 lifetime hitters in the league against Baltimore (100 at bats minimum) are Carmines: **Mike Greenwell** (.367, 169-62) though he hit only .250 (56-14) in '90, **Marty Barrett** (.363, 284-103), and **Wade Boggs** (.344, 424-146)...**Ellis Burks** ranks 10th at .328 (195-64).

Boston Pitching: **Mike Boddicker** was 4-0 in 4 starts against the O's and heads to Kansas City with a lifetime record of 5-1...His only loss to the O's since he was traded to Boston was a 12-4 defeat on Apr 15, '89 at Fenway at the hands of **Jeff Ballard**. It was Mike's victory over **Ben McDonald** on Sep 17 that eliminated the O's from the division race...Mike pitched a league high 30 innings against the O's, walked 12 and fanned 23.

Greg Harris was 3-1 in 4 '90 starts, and held the O's to a .210 average (100-21)...He walked 15 and fanned 18 in 27 innings... His lone loss to the O's resulted from a 3-run homer off the bat of **Sam Horn** on Sep 19 in Baltimore.

Roger Clemens was 0-1 (his June 18 loss is detailed above)...His other start, on June 23 at Boston, produced a no decision despite a 9-inning, 138-pitch effort (the game that **Evans** won with a 10th inning homer that made **Jeff Gray** the beneficiary)... The O's batted .302 (43-13) against the Boston exterminator...He is 7-3 lifetime against the Birds.

Matt Young [2-0, average against .183 (71-13)] excelled against the O's despite his 8-18 record overall with Seattle...**Gray** was 1-0 with 2 saves in 5 appearances while not allowing a run in 5.1 innings. He held the O's to 3 hits in 18 trips, walked only one and fanned 8.

Dennis Lamp has been around awhile, and has saved 4 games against the O's, but has never beaten them. He's 0-4 lifetime...On the other hand, **Wes Gardner**, released during the off-season, improved his career mark to 5-0 against Baltimore after beating them on June 15.

Baltimore Batting: **Cal Junior** hit .423 (52-22) in the season series and is now batting .285 (466-133) lifetime vs Boston. **Joe Orsulak** hit .324 (34-11). **Brady Anderson**, in limited exposure, went 6-for-16 (.375), **Tim Lueft** batted .368 (19-7) and **Horn**, another former Carmine, drove in 6 runs including 3 to beat **Harris** on Sep 19 despite a .211 (19-4) average.

Craig Worthington (.154, 26-4), **Mike Devereaux** (.172, 29-5), **Chris Hoiles** (.182, 22-4) and **Steve Finley** (.196, 46-9) were among those who enjoyed little success against Red Sox pitching.

Baltimore Pitching: The winners (one each) were: **Dave Johnson**, **Jose Mesa**, **John Mitchell** (1-1), and **Anthony Telford**...**Jeff Ballard**, **Pete Harnisch**, and **Ben McDonald** were all 0-2.

The only O's pitchers with as many as 2 career wins over the Sox are **Johnson** (2-1) and **Ballard** (2-4). In '90 Ballard was roughed up by Boston batters for a .406 average (64-26).

McDonald has only failed to pitch into the 6th inning twice in 15 big league starts, both times against Boston...Ben's era against the Red Sox is 11.05 (ip-7.1, h-9, er-9, w-0 l-0)... Against the rest of the league, he is 9-3 with a 2.28 (ip-118.2, er-30).

VS CALIFORNIA ('90: 7-5, Lifetime: 226-178, .559)...The O's start the '91 season with a 4-game winning streak against California extending from last year (starting Aug 12 at Anaheim)...Over the last 12 years, the Birds have dropped only one season set to the Angels ('88: 5-7)...In that period, starting '79, they have won 8, and tied 3.

In '90 both clubs batted .255 against each other...Despite the O's edge in victories, the Angels out-scored the O's 50-48, out-homered them 14-5, and out-pitched them 3.31 to 3.62.

Weird: On Sep 7 in Baltimore, Angels lefty **Bob McClure** was charged with walking pinch-hitter **Joe Orsulak** even though he never threw a pitch to the lefthand hitting Orsulak...It was in the 7th inning of a tie game that the strange situation developed...McClure was facing **Bill Ripken** who produced a would be tie-breaking sac fly except that on the play, McClure, who has an excellent move to 1st, was charged with a balk.

VS CALIFORNIA (cont)

The play didn't count, and Bill returned to the plate. The count was 2-0, at which point righthander **Mike Fetters** relieved McClure, and Orsulak batted for Bill. Fetters completed the walk to Orsulak, but he charged to his predecessor, McClure...Two batters later, **Sam Horn** 3-run homer put the game out of reach.

In that game **Ben McDonald** defeated **Joe Grahe**...The last time the two had faced each other, Grahe was the winner for the University of Miami against Ben, then pitching for LSU.

Weird, Too: The Orioles had 4 runners thrown out at the plate in the Sep 7-8-9 series at Baltimore, but the Birds swept the 3-game series.

California Batting: **Brian Downing** hit 14 home runs on the year, but he had them against the Orioles in only 22 at bats while batting .364 (8 hits) and driving in a club high 10 runs...The leading hitter in the AL vs Baltimore pitching (minimum 25 at bats) was youngster **Kent Anderson** who batted .462 (26-12).

The veteran **Lance Parrish** also did some damage with a .371 (35-10) average and 3 homers...He was working on another home run, a would-be 3-run shot, that probably would also have been a game-winner in the 8th inning of a tie game on Apr 30, but **Steve Finley** took it away with a fine leaping catch over the fence. Four innings later, **Brady Anderson** won it with a "sudden death" single.

Devon White had the lowest average among all Orioles' opponents with at least 25 at bats...The switch-hitting outfielder batted only .103 (10-4)...**Jack Howell** ranked 3rd from the bottom at .111 (27-3).

California Pitching: **Bert Blyleven** was 1-0 in 3 starts (era 4.16, ip-18.2, r-er 5-1) to become a 20-game winner lifetime vs the O's at 20-4 (not counting his World Series victory in relief for Pittsburgh, game 6, 7/1), making him the biggest active winner vs. Baltimore...**Frank Tanana** is second (19-17)...Blyleven is 11-7 at Memorial Stadium.

In '87 and '88 combined, Blyleven yielded 14 home runs in 43 innings, but hasn't thrown a single gopher ball to O's batters over the last two seasons spanning 31.2 innings.

Jim Abbott, who earned his 1st big league victory at the O's expense on Apr 24, '89, was 1-0 in one start last year and is 2-0 lifetime...**Chris Finley**, 2-0 in '90 in 3 starts, held the O's to a .190 average (84-16)...He has a 4-1 lifetime.

Mark Langston, who went into the season with an 8-game winning streak intact vs the Orioles, did not fare well in the season series. He was 1-1 in 2 starts and 24 of the 48 batters he faced over 8.2 innings reached safely (ab-37, h-13, avg-.351, bb-11). His era vs Baltimore was 12.46 (1-1 er)...He's 9-6 lifetime...**Mark Eichhorn** was 0-2 with a save in 4 relief efforts.

Baltimore Batting: **Bill Ripken** hit .346 (26-9) against the Angels while brother **Cal** batted only .156 (45-7)...Three of Cal's hits, however, were home runs...In spot duty, **David Segui** (9-4, .444), **Jeff McKnight** (12-6, .500), and **Rene Gonzales** (.368, 19-7) had a fine time.

Steve Finley enjoyed three 4-hit games in '90, two of them against the Angels, Aug 11 & Sep 7.

Baltimore Pitching: Seven different Orioles pitchers won one game apiece...**Jeff Ballard**, on the debit side, was 0-2...The Angels batted .346 against him (55-19).

Gregg Olson was 0-1 with 2 saves while holding the Angels to a .142 average (28-4)...However, it was the Haloes who snapped Gregg's scoreless string of 29 consecutive appearances and 41 innings on May 7 in the Big A...Despite the yield, he saved the win for **Jay Tibbs**. Prior to that he hadn't allowed a run since July 31, '89.

Ben McDonald won his only start, holding California to 4 hits in 27 at bats (.148 average).

VS CHICAGO ('90: 6-6, Lifetime: 294-257, .534)...After dropping their first 6 games of the year to the White Sox (extending their losing streak to 8 games against the Pale Hose), the Orioles bounced back to win their last 6 games of the season series.

The Sox out-hit the O's .237 to .210 but the Birds out-scored them 45-40.

Four-Game Sweep: When the Sox blew into town in late July (19 thru 22) for a 4-game series, they'd gone 22-4 in their last 26 games on the road, but the O's swept the set...It was the 1st time the Birds had won all 4 games in a series since they did it to the White Sox 4 years earlier (7/24-27/86).

O's Last Game at Old Comiskey: The Orioles played their last game at venerable Comiskey Park on Sunday, July 8, the day before the All-Star break, and won it, 6-4, on a 2-out, 2-run double by **Mike Devereaux** in the top of the 11th off relief ace **Bobby Thigpen**, who took the loss...It was an uphill battle all the way for the O's, who had battled back to tie on 3 different occasions (Devereaux had tied it once and **Randy Milligan** twice).

The winner was **Mark Williamson** who had been the winning pitcher there in '88 when the O's snapped their 21-game losing streak and **Gregg Olson** earned a save...The O's were 127-146 lifetime at old Comiskey.

Chicago Batting: **Lance Johnson** hit .354 (48-17) against the O's in '90 and now boasts a lifetime .349 average (86-30)...**Dan Pasqua** batted .344 (32-11) with 3 homers and 11 rbi in 11 games.

Cory Snyder, in his last year at Cleveland, struggled though much of '90, but he continued to torment the Orioles, batting a respectable .296 (27-8) in the season series...Lifetime, he's batting .333 (189-63) with 16 homers and 33 rbi in 49 games. At Memorial Stadium he is hitting .370 (92-34) with 10 home runs in 24 games.

Robin Ventura, who made his big league debut and registered his 1st hit in Baltimore on Sep 12, '89, had a rough go against the Birds in '90. He batted only .146 (41-6) and made 5 errors at 3rd base in 11 games...**Sammy Sosa** fared even worse, going 5-for-46 (.109)...**Ron Karkovice** has only 3 hits in 31 lifetime trips vs. Baltimore pitching (.097).

Chicago Pitching: **Thigpen** was 0-2 (he lost 6 games all year) with 5 saves in 7 appearances...Over the last 3 years, he's 0-3, but has saved 12 games in 18 appearances vs. Baltimore...**Barry Jones** was another pitching mystery the O's were unable to solve...He held them to a .188 average (32-6) in 6 relief appearances while going 2-0.

Baltimore Batting: Not much to write home about. **Joe Orsulak** had the only presentable average among regulars at .311 (45-14) and also led the club with 10 rbi in 11 games...Despite a .196 average (46-9), **Randy Milligan** made his presence felt. He contributed a "sudden death" 2-out 10th inning single on July 20 to win the 2nd game in that 4-game sweep, had 4 hits in the July 22nd victory, and drove in 7 runs in the series.

Cal Junior hit only .140 (43-6), but during his career has hit 23 home runs off Chicago pitching, a personal high vs one opponent (he's hit 22 against Oakland)...**Craig Worthington** batted .091 (22-2).

Baltimore Pitching: **Mark Williamson** (see "Four-Game Sweep" above) has excelled consistently against the Sox...He was 2-0 in 4 outings a year ago and the Sox batted only .065(31-2) against him. He now has a 4-1 career record with 3 saves and an impressive 1.53 era (ip-35.1, er-6).

John Mitchell's first 2 wins as an Oriole were over the White Sox while they were particularly hot (July 7 and 19)...He yielded only 2 earned runs in 16.2 innings (1.08)...In his July 19 win, Mitchell went 8.2 innings and threw only 93 pitches...**Gregg Olson**, who saved 3 wins (including both of Mitchell's) in 4 appearances, faced only 10 White Sox batters and retired all of them.

Ben McDonald, in his 1st big league start on July 21, threw a 4-hit shutout and used only 85 pitches while decisioning fellow former All-American **Jack McDowell**, who also went the route, 2-0. It was the 1st of only 2 Orioles games all year in which both starters pitched complete games (McDonald vs. **Jack Morris** Sep. 12). Nobody on either side reached base after the 4th inning. McDonald retired the last 16 batters and McDowell the final 14 hitters.

VS CLEVELAND ('90: 6-7, Lifetime: 308-311, .498)...The Indians remain one of 3 clubs in the league with lifetime winning records against the Orioles (along with Boston and New York)...They retook the lead in '88 after the O's had held the edge for nearly 9 years (starting June '79).

When you consider that in Baltimore's 1st 3 years back in the league ('54, '55 & '56) the club went 11-55 vs. the Indians (3-19, 3-19, 5-17), it's amazing the O's are even close...It took them 25 years to draw even with the Tribe.

VS CLEVELAND (cont)

Odds and Ends: In 2 games at Baltimore on Aug 25 & 26, the Indians scored 19 runs and batted .370 (81-30)...A rare midweek day game (Tue Jun 28) at Baltimore drew a stunning 33,449...**Cal Ripken** celebrated his 30th birthday by driving in 3 runs including the game winner on an 11th-inning sac fly at Baltimore on Aug 24...Cleveland pinch hitters went 5-for-7 in the season series.

Indians Batting: The "Governor" (**Jerry Browne**) enjoyed a big year against the Birds...He not only hit .409 (44-18) in 11 games with 11 homers but also drew 8 walks and had a .500 on-base percentage (52-26)...Though he had 4 hits in a game against the Birds...Lifetime he is batting .300 (140-46).

Mitch Webster hit only .162 in 11 games against Baltimore (37-6). **Carlos Baerga** hit 7 home runs in the A.L. spread over 312 at bats last year...He had them in only 17 at bats at Memorial Stadium. Overall vs the O's he hit .333 (39-13) with 11 rbi in 12 games.

Rookie sensation **Alex Cole** did something on Sep 27 that no one in the American League has accomplished in 2 years, steal a base off the right hander **Dave Johnson** (1 sb in 11 attempts thru '90). Ironically, the steal came on a pitchout.

Indians Pitching: **Eric King** has long been an Orioles nemesis, and though he was only 1-0 against the O's in 4 starts with Chicago, last year was no exception...He held the Birds to a .181 average (83-15)...The O's career average against him is .154 (318-49).

Relief ace **Doug Jones** was 3-0 with one save in 4 appearances, but earned two of his wins after blowing save opportunities (6/19 @ Clea 6/26 @ Bal)...Lifetime he's 4-0 with 8 saves against the Orioles.

The Birds hit .340 (100-34) with 4 home runs in 25 innings against **Greg Swindell**, but he was 1-1 in 4 starts and is 5-3 lifetime...**Steve Olin** was 1-0 in 5 relief appearances and didn't allow a run over 11.2 innings while holding the O's to a .175 average (40-7) and striking out 11.

Figure this one out. **Jesse Orosco** held the Birds to a .214 average (28-1) and didn't walk a batter while fanning 7 in 5 appearances over 7.1 innings...His era vs Baltimore, however, was 6.14 (5 earned runs)...Three gopher balls had something to do with it...He was 0-1 with no saves.

Sergio Valdez held the O's to a .204 average (54-11), but walked 13 and allowed a total of 10 runs (only 5 earned) while going 0-2 in 5 appearances including 2 starts.

Orioles Batting: **Mike Devereaux** drove in 9 runs in 13 games against the Tribe (most by an Oriole) and hit 3 of his 12 homers off Cleveland pitching...**Tim Hulett** hit .414 (29-12), and **Bill Ripken** batted .381 (40-16).

Both **Randy Milligan** and **Mickey Tettleton** had 58% on-base percentages against the Tribe...**Milligan** hit .435 (23-10) with 8 walks (on-base 31-18) and **Tettleton** drew 16 free passes to go with a .296 average (27-4) reaching 26 times in 45 plate appearances.

On the debit side, **Sam Horn** hit only .056 (18-1) and **Joe Orsulak** hit .175 (23-4).

Orioles Pitching: **Ben McDonald** shut out the Indians on 3 hits, 2 runs on Sep 28, one of only 3 complete game shutouts by the O's all year (McDonald had 2 of them and **Bob Milacki** the other). It was the only '90 appearance against the Indians by Ben, who had made his major league debut vs the Tribe in relief on Sep 6, '89, threw one pitch to **Corey Snyder** and got him to bounce into an inning-ending double play.

Gregg Olson wasn't his usual effective self against the Indians. Though he was 1-1 with 3 saves in 6 appearances, he allowed Cleveland batter 9 hits in 27 trips and blew both a tie and a save opportunity.

Pete Harnisch was 1-2 in 3 starts, after yielding 11 earned runs and 4 homers in 19.2 innings...However, in one of those starts, on June 20, he pitched a masterpiece while expending only 84 pitches in 8 innings...**Bob** won 3-1 though the O's stranded 14 baserunners. **Milligan's** 9th inning homer off **Orosco** made the difference.

VS DETROIT ('90: 6-7, Lifetime: 321-305, .513)...After 314 games between the Orioles and Tigers at Tiger Stadium, the 2 clubs are tied at 157 wins apiece...The Bengals came from behind to capture the season series by winning 4 of the last 5 games...The O's are only 26-40 (.394) vs

Detroit starting the last day of the '85 season, but are 16-10 since start of '89 (8-5 in each locale).

Belated Home Opener: The O's Thu, Apr 19 opener drew 49,288 who watched the Tigers issue 8 walks (all in the 1st 4 innings) and commit 4 errors as the Birds triumphed, 4-2, behind hometown boy **Dave Johnson** (the 1st local to start a home opener for the O's).

In that 4-game series, of which the O's won 3, the Tigers staff walked 35 hitters in 37 innings...Appropriately, the Birds won the finale (Sun, 4/22) when **Mike Henneman** walked **Brady Anderson** with the bases loaded in the 12th inning to force home the decisive tally...Anderson had a single and 4 walks that afternoon.

Tigers Batting: **Cecil Fielder** enjoyed only fair success against the O's in '90 considering his overall accomplishments...He hit 3 of his 51 homers and drove in 7 of his 132 rbi while batting .214 (42-9) in the 13 games, against .277 on the season...Lifetime Fielder is batting only .182 (88-16) in 31 games, with 5 homers and 12 rbi.

There were no write-home-about offensive contributions by Tigers hitters over the whole season series though rookie **Travis Fryman** hit .400 (15-6) with 2 homers, and veteran **Mike Heath** batted .320 (25-8)...**Larry Sheets** hit 2 homers in July at Detroit, one of them (on 7/25) an 8th inning game winner off **Mark Williamson** (**Bob Milacki** was the loser)...**Dave Bergman** has struggled against the O's throughout much of his career...He's hitting .203 (138-28).

Tigers Pitching: **Frank Tanana**, among active AL pitchers, is the 2nd biggest winner lifetime against the O's (19, behind **Burt Blyleven's** 20) and the biggest loser (17)...Tanana along with **Dan Petry** (13) and **Jack Morris** (12) gave the Tigers 3 of the top 5 career winners in the league vs Baltimore until Morris moved on to Minnesota.

Jerry Don Gleaton held the Orioles scoreless in 8 appearances (ip-7.1) while limiting the O's to a .115 average (26-3)...Relief ace **Mike Henneman**, however, didn't fare quite so well...The Birds batted .333 (45-15) against him...Henneman was 1-1 with 2 saves in 9.1 innings over 8 appearances...**Kevin Ritz** worked only 5 innings over 2 starts and was 0-2.

Orioles Batting: **Steve Finley** was the only regular to hit over .300 vs Detroit (.333, 39-13), but **Mike Devereaux** contributed 3 of his season total 12 home runs and **Cal Ripken** had 10 rbi in the 13 games...Devereaux enjoyed a big game at Tiger Stadium on July 23 when he connected for his 1st career grand slam, off **Clay Parker**, then tripled with 2 aboard, ending the day with 6 rbi.

Mickey Tettleton (.194, 31-6 with 16 strikeouts) and **Sam Horn** (.121, 33-4 with 11 k's) experienced season-long problems vs Detroit pitching.

Orioles Pitching: **Dave Johnson** was 3-0 in the season series including the aforementioned home opening day victory...He scattered 28 hits over 25 innings in 4 starts to offset the Tigers .295 average (95-28) against him.

Perhaps Dave's best effort was on Sep 11, a game in which he did not get a decision. He left after 7 innings with a 6-hitter and a 1-0 lead...The O's ultimately lost 2-1 when **Gregg Olson** gave up a decisive 2-run double to **Alan Trammell** (the defeat was charged to **Curt Schilling**).

Olson, despite that effort, held the Tigers to 3 hits in 22 trips (.136) and was 1-0 with 2 saves in 5 outings while not being charged with a run in 7.1 innings.

Ben McDonald's only effort against the Tigers was an impressive one...He pitched a 3-hit complete game on Sep 12 to beat **Morris**, 2-1, on a 2-run rally in the 8th inning that included a game-tying 1st major league homer by **Jeff McKnight** off **Morris** (who also pitched a complete game), and a bases-loaded rbi single by **Cal Ripken**.

Bob Milacki, 1-1 in '90, has excelled against the Tigers since he came up late in '88...Lifetime he's 5-2 with a 2.47 era (ip-65.2, er-18) and has held the Tigers to a .162 average (222-36)...In Detroit, Milacki's figures, despite 2 so-so outings there in '90, are remarkable...He's 3-1 in 5 starts with a 1.86 era (ip-38.2, er-8), and has held the Tigers to a .127 average (126-16).

Jay Aldrich was 0-2 in 3 relief appearances after a yield of 7 runs (5 earned) in 2.2 innings.

VS KANSAS CITY ('90: 8-3, Lifetime: 139-116, .545)...Royals Stadium was the only artificial turf park in the league where the Orioles had a winning record (4-2) in '90...In the 3 other fast-track arenas, they were 7-12.

The O's dominated the season series in virtually every category. They batted .290 against the Royals, their highest average against one opponent, and topped KC (.240) by 50 points. They also out-scored the Royals 68-43, out-homered them 12-9 and while recording their lowest ERA against a single team, out-pitched them 2.91 to 5.47.

Since the O's snapped their 15-game losing streak to the Royals on Aug 12, '89 (in 15 innings at KC, **Gregg Olson** the winner over **Steve Farr**) the Birds have bounced back to go 14-7 against them, including 6-1 at Royals Stadium and 8-3 at Baltimore...They had dropped 8 in a row at KC in Balmer and 7 in the Truman Complex.

That long losing streak did not quite match the big league record for consecutive victories by one team over another...That distinction belongs to the O's, who whipped the Royals 23 straight times in '69 and '70, their 1st 2 years in the league.

Season Sweeps: During the Orioles' 37 years in the AL there have been 4 sweeps of a season series (excluding strike-torn '81)...The O's have been involved in 3 of those:

1970: Baltimore-12, Kansas City-0

1978: Baltimore-11, Oakland-0

1988: Kansas City-12, Baltimore-0

1990: Oakland-12, New York-0

Odds and Ends: The Orioles are 43-60 (.417) at Royals Stadium lifetime...The only other sites where they have worse percentages are Toronto's SkyDome (5-8, .385) and HHH in Minny (22-32, .407), all of them covered with ersatz turf.

The Royals, once so consistently speed and stolen base oriented, swiped only one base (**Willie Wilson**) in 5 tries against Baltimore last year.

It was against the Royals that **Cal Junior's** major league errorless game (95) and chances record (431) ended at KC in the 1st game of a double header on July 28 when he misplayed a ground ball off the bat of rookie outfielder **Jeff Schulz**.

Fight Night: It wasn't much, even as baseball fights go, but it stirred up the blood a little...On Aug 3 in a game the O's would win 14-1, **Steve Crawford** hit **Brady Anderson** with a pitch (presumably for stealing a base earlier with the O's up by a big margin)...Anderson stormed the mound, precipitating a benches-emptying brawl, and was ejected.

In the next inning, the O's **John Mitchell** threw behind **Kevin Seitzer** and it started all over again...Mitchell was thumbed...It was the 1st such incident for the O's since **Rick Dempsey** and **Ken Dixon** got into it with White Sox 3rd base coach **Doug Rader** and pitcher **Gene Nelson**, 4 years earlier.

Royals Batting: **Gerald Perry** hit .368 (38-14) to lead KC regulars (22 at bats minimum)...**Mike Macfarlane** batted .348 (23-8) and hit his 1st career slam, on Aug 4 off **Pete Harnisch** in Baltimore...**Willie Wilson** went 8-for-20 (.400) and is now batting .301 lifetime (511-154).

George Brett, a .312 career hitter (690-215) in 182 games vs the Orioles, has driven in 108 runs against them, second only to **Dewey Evans** (136) among actives...**Carlton Fisk** is next at 104...Brett has hit 26 homers...Only **Evans** (31) and **Kent Hrbek** (29) have hit more. California's **Lance Parrish** has also hit 26.

Kevin Seitzer, consistently troublesome in the past, fared none too well in the season series...He hit only .143 (49-7), and contributed 4 of KC's 10 errors...Seitzer's career mark against the Birds dipped from .329 to .280 (189-53)...**Bob Boone** was 0-for-13.

Jose Tartabull had only 5 hits in 23 at bats (.217), but 3 of the safeties were home runs...**Bo Jackson** played in only 4 games and went 5-for-13 without a home run or rbi...**Jim Eisenreich** had a rare 3 triples (as well as 3 doubles) among his 11 hits off Baltimore pitching.

Kirk Gibson has a .296 (280-83) career average vs Baltimore with 16 homers and 53 rbi...He did most of his damage his last 2 years in the league ('86-'87)...During that period he hit 10 homers and drove in 28

runs in 22 games...In '86, he drove in 19 runs against the O's, most by anyone since the AL went to balanced scheduling in '79.

Royals Pitching: **Mike Boddicker** was 4-0 in 4 starts with Boston against the O's, and heads to Kansas City with a lifetime record of 5-1...His only loss to the O's since he was traded to Boston was a 12-4 defeat on Apr 15, '89 at Fenway at the hands of **Jeff Ballard**...Mike pitched a league high 30 innings against the O's, walked 12 and fanned 23.

The O's finally beat old teammate **Storm Davis**, who entered the season with a 4-0 career mark against them. In fact, they beat him twice while batting .425 (40-17) in 2 starts (8 innings total).

Other two-time losers (both 0-2) were **Steve Farr** (.353 average against, 34-12), and **Tom Gordon** who pitched a total of only 5 innings in 2 starts and was racked for 4 home runs and a .556 average (27-15)...All 4 of the home runs were hit on Aug 3 in the first 3 innings at Baltimore (2 by **Cal Junior** who had 4 rbi as did **Joe Orsulak**) in a 14-1 victory for **John Mitchell** (on "fight night", see above). Gordon's era vs. the O's was 21.60 (12 er). Another who did not pitch well against the O's was reliever **Mark Davis**. He saved one game in 3 appearances, but allowed 7 runs to score (including inherited) over a span of only 5.1 innings...He and Storm had identical eras vs Baltimore: 10.13.

When **Mel Stottlemyre Jr** pitched against the O's on Aug 3, it marked the 5th time in the last 9 games that either he or his brother **Todd** (Toronto) had worked against the Orioles...The Stottlemyres combined to shut out the O's for 10.2 consecutive innings over a 2-day period (July 29-30)...Mel blanked the O's over the last 6 innings one day, and Todd for the first 4.2 the following evening.

Bret "Cy Young" Saberhagen started only once all year vs the O's, on opening day (see below), and did not get a decision while working 6 innings...It was the 6th year in a row that the defending "Cy" has not won an opener in the American League.

Opening Day: **Sam Horn**, playing his 1st regular season game for the O's, made a big opening day impression at KC. He hit two 3-run homers (off **Bret Saberhagen** and **Steve Farr**)...The 1st put the O's ahead early and the 2nd tied the score at 6-6 in the 7th.

The O's ultimately won in the 11th when **Joe Orsulak** scored from 1st after **Tartabull** misplayed **Cal Ripken's** single for an error. Tartabull recovered quickly, and the play at the plate was very close.

Gregg Olson came on in the 11th to retire the side in order and save the win for **Jay Aldrich**...Olson made a sensational play for the final out on **Brett's** high hopper over his head. He quickly backed off the mound, grabbed the ball, pirouetted, fell down, then threw Brett out from his knees.

Orioles Batting: **Horn** didn't stop tormenting the Royals after opening day...He wound up playing in 8 games, batting .429 (28-12), hitting 4 homers and driving in 11 runs...**Cal Jr** drove in 12 runs in the 11 games and reached base 24 times in 50 trips (12 walks, 1 hp) for a .480 on-base percentage...**Brother Bill** batted .433 (30-13).

Orioles Pitching: **Dave Johnson** was 2-0 in 2 starts, yielded only 2 earned runs in 12.2 innings (1.42 era) and held the Royals to a .156 average (45-7)...**John Mitchell**, also 2-0, beat **Gordon** twice while limiting the KCs to 1 earned run in 13.2 innings (0.66).

Olson was almost unhittable...In 5 appearances, he earned 5 saves, gave up no runs and only one hit (in 18 trips, .056) and walked only 2...**Pete Harnisch** had his troubles...He was 1-1 with a less than lucky 7.11 era (1p-12.2, er-10) in 3 starts.

Five current Orioles pitchers have each won once lifetime at KC: **Olson**, **Mark Williamson**, **Johnson**, **Mitchell** and **Ben McDonald**. No O's hurler has more Royals Stadium victories, unless **Mike Flanagan** and/or **Jim Palmer** make the club.

VS MILWAUKEE ('90: 7-6, Lifetime: 180-122, .596)...The O's were 9-29 (.237) against the Brewers from late '86 to mid '89, but since then (starting 8/21/89) they've gone 12-7 (.632)...The Birds' record against the franchise (including Seattle '69, 9-3) is their best against an eastern team, and 2nd overall to the 267-145, .648 log against the Washington Senators/Texas Rangers.

VS. OPPONENTS

MILWAUKEE (cont)

Even if you subtract the Brewers' one year in Seattle and the Rangers' 12-year history as the Pesky Nats II, the result is the same...[1] O's vs Texas franchise only (132-84, .611) and [2] O's vs Milwaukee franchise only (171-119, .590).

At Milwaukee the Orioles have gone 87-68, .561 lifetime (including 24-18 at the White Sox there in the late 60s)...The only other 2 ballparks in which they've played more successfully are Arlington Stadium (70-39, .642) and the Seattle Kingdome (46-33, .582).

Nine of the 13 games in the '90 were decided by one or two runs and but one by 3 or fewer runs.

Brewers Batting: **Robin Yount** is one of 4 actives with 100+ rbi vs the O's...He's driven in 103 in 17 seasons and ranks behind: **Dwight Evans** 136, **George Brett** 108, and **Carlton Fisk** 104...**Yount** is batting .273 with 20 home runs in 206 games.

In '90, **Billy Spiers** led the regulars against the O's at .364 (44-12) followed by **B.J. Surhoff** at .346 (52-18).

Brewers Pitching: **Teddy Higuera**, who left 2 games against the Orioles early after aggravating a groin injury, was 1-1 in 4 starts, and 6-7 lifetime.

At Memorial Stadium in 9 career starts, he is 1-5. His only career victory in Baltimore was a 12-0 opening day victory over **Mike Boddicker** on Sep 21 despite a route-going 4-hitter (3 of the runs against him were unearned)...Robinson was 1-1 in 3 starts, pitched 2 complete games and earned runs in 22 innings (1.23 era).

Ron Robinson, who made his AL debut vs the O's on June 12 at Baltimore (no decision), had a 7-game winning streak snapped by the Birds. He pitched 3 complete games in Baltimore, including last time on Sep 21 despite a route-going 4-hitter (3 of the runs against him were unearned)...Robinson was 1-1 in 3 starts, pitched 2 complete games and earned runs in 22 innings (1.23 era).

Jaime Navarro was 2-0 vs the O's in '90, and is now 3-0 during his short career in 3 starts with a .205 average against (83-17).

Chris Bosio started twice in '90 but had no decisions, worked only 11 innings total, and yielded 9 earned runs (era 12.15)... The O's hit .411 against him (34-14)...He's 4-2 lifetime.

Kevin Brown, secured from the Mets in the **Charlie O'Brien** deal, made his 1st AL start vs the O's on Sep 22 at Memorial Stadium, but was done in by **Mike Devereaux's** 3-run homer...It was his only appearance against the Birds.

Baltimore Batting: **Devereaux** appeared in only 4 games against the Brewers, but made his limited playing time count...He went 7-for-14 with 3 homers and 2 doubles...**Randy Milligan** hit .345 (29-10) and **Craig Worthington** .351 (37-13).

Joe Orsulak (.152, 33-5) and **Steve Finley** (.179, 39-7) didn't excel against the Brewers in '90.

Baltimore Pitching: **Jeff Ballard's** victory in the 10th on Sep 23 over **Higuera** (after **Ben McDonald** had held them to one run in 9 innings) was his first major league win in relief.

Gregg Olson made the most of his 5 appearances...He was 1-0 with 3 saves...In 10 career appearances, he's 1-0 with 7 saves.

VS MINNESOTA ('90: 6-6, Lifetime: 302-250)...The Orioles have a lifetime winning record in Minnesota (143-133), but they have not been so fortunate at the Metrodome where they are 22-32 (.407)...

Since winning the first 2 games in Minny in '87, the O's are 5-17 including 3-3 last year...In 9 years there, the O's have had a winning record only once ('83: 5-1)...In only one road ballpark do they have a worse record (by percentage), at Toronto's new SkyDome where they are 5-8, .385.

Before breaking even with the Twins last year, the O's had gone 12-20 from '87 thru '89.

Twins Batting: The Twins hit 17 homers in 12 games, 10 of them by their 2 principal Orioles nemeses, **Kent Hrbek** and **Kirby Puckett**.

If there were an award for the "opponent of the year," **Hrbek** would have been a good bet in '90. He hit 6 homers in the season series, tying

Oakland's **Mark McGwire**, for most against the O's in '90; batted .415 (41-17); drove in 10 runs in 12 games; scored 11 runs; had 6 doubles; a 1.000 slugging percentage (ab-41, tb-41), and a .510 on-base percentage (49-25, 7 bb & 1 hp).

But it didn't just start last year...**Hrbek** has hit 29 career homers off Baltimore pitching (in only 102 games), 2nd among actives to **Dwight Evans** (31 in 217 games)...In his last 34 games against the Birds, **Hrbek** has hit 15 long balls.

Kirby Puckett has also enjoyed a productive career against the O's. Last year he had 4 homers [2 two-homer games, 5/28 (Min) & 7/15 (Bal)] and 11 rbi...Lifetime, he's hit 14 home runs in 74 games vs Baltimore while batting .321 (308-99).

In one 4-game series (7/12-15) the 2 clubs hit 15 homers, the Twins 9 and the O's 6.

Twins Pitching: **Allan Anderson**, 1-2 in '90, had won 6 in a row from the Orioles going into the season, but the Birds won the 1st 2 decisions...Lifetime Anderson is 7-2...**Roy Smith**, who was released during the winter, remains undefeated with a 4-0 career record.

Jack Morris was 1-1 in 3 starts...Overall, he's 198-150 in the AL but only 12-13 against the O's for the Tigers...Over the last 2 years, the Birds have batted only .212 (132-28) vs Morris, but are 3-1 against him...During the last 9 years, he is 7-11...He's lost 3 straight decisions to the O's.

Orioles Batting: The Orioles answered **Kent Hrbek** with **Randy Milligan** who hit 6 homers against the Twins, drove in 11 runs and batted .361 (36-13)...He reached 22 times in 46 appearances (.478) and had a .944 slugging percentage (ab-36, tb-34)...**Randy's** 7 homers & 16 rbi vs Minnesota are career highs.

Bill Ripken batted a robust .412 (17-7), his best average against one club...**Cal Junior**, who has never missed a game against the Twins (108 games) is batting .329 lifetime (413-136) vs the Twins, his only .300 plus average against a single opponent.

The Metrodome has been a favorite of Cal's through the years...He is batting .365 (211-77) there with 12 homers and 42 rbi in 54 games...He's also hit 12 at Comiskey and 11 at Detroit...Cal has had three 5-hit games during his career, 2 of them at HHH (Sep 3, '83 & May 5, '85)...It was in the 1st of those games that he tied or broke 4 club records in a 13-0 Orioles rout, among them most total bases, game (13, tied).

Mike Devereaux is batting .322 (59-19), his best average lifetime, and **Joe Orsulak's** 2 homers (one a 3-run shot off **Juan Berenguer**), produced 4 runs in the O's 10-2 win over **Kevin Tapani** on May 22.

Phil Bradley won 2 games in 2 days on July 13 and 14 as a pinch hitter just off the disabled list...In the 1st game of a doubleheader on the 13th, he hit a grand slam off **John Candelaria** in the 8th to offset the Twins 5-4 lead, then the next day pinch-singled home the winning run in the bottom of the 11th.

Orioles Pitching: **Mark Williamson**, who was 3-0 in 4 appearances last year and didn't allow a run in 11.1 innings, held Minny to a .132 (38-5) average...Lifetime Williamson is 4-1 with an 0.70 era (ip-25.2, h-14, er-2).

Dave Johnson, on July 13 (2nd game) in Baltimore, retired 27 of the last 29 Twins he faced in a complete game effort, but lost 3-1, after the first 4 batters he faced reached safely, one of them **John Moses** who hit a 2-run homer which was enough by itself. Dave threw 33 pitches in the 1st inning and only 83 over the last 8... He is 2-1 lifetime with a 2.40 (ip-30, er-8) vs Minnesota.

The O's rookie ace **Ben McDonald** has pitched only one inning against the Twins in one appearance...**Bob Milacki** who threw a 100 pitch 3-hit shutout against Minnesota in '89 (4/23) while facing the minimum 27 batters, shut them out again on 3 hits in '90 (June 30), this time at Minny...He went 6.1 innings, also at Minnesota on May 29, to pick up a 5-1 win, but he lost twice in Baltimore, failing to get thru the 1st inning in one (May 21) and the 2nd inning in the other (July 15)...Lifetime he is 3-3.

VS NEW YORK ('90: 6-7, Lifetime: 308-313, .496)...The Orioles have lost 7 of the last 8 season series to the Yankee starting '83. During that period they've gone 37-67 against New York...On the other hand, the O's are 14-12 these past 2 years after going 23-55 from '83 thru '88.

VS OPPONENTS

VS NEW YORK (cont)

In '90 the Yankees out-hit (.267-.243), out-scored (60-50), out-batted (17-14) and out-pitched, by more than a run a game (3.48-4.58), the Yankees haven't lost a season series in Baltimore since '82, and in the past 6 years, they've gone 27-12 at Memorial Stadium.

Best Lifetime Record: However, despite recent setbacks, the Orioles still boast the AL's best lifetime record against the Bombers...The Oakland (only) A's are close behind (134-140, .489) and the Brewers (including Seattle Pilots) are a nearby 3rd (142-151, .485).

From Sep '70 to Sep '87, the O's bore the distinction of being the team in the league with a lifetime winning record against the Yankees...That dominance reached its climax on June 21, '83 when Baltimore's record was 26 games over .500 at 272-246...Since then, the Birds have won 36, the Yankees 67.

The Orioles generally dominated the rivalry over a 19-year period from '64 thru '82, particularly in the 4 seasons from '65 thru '68 when they went 54-18 (.750) vs New York, including 30-8 at Yankee Stadium.

In the early days of the Orioles franchise, the Yankees built up a huge surplus in wins. The O's were 8-36 (.182) after their 1st 2 years in the league ('54-'55), and were only slightly improved, at 34-76 (.309), in the 1st 5 seasons ('54-'58).

At Yankee Stadium, where they were 3-3 in '90, the Birds also rank at the top...They are 138-155 (.471) lifetime in The Bronx, just ahead of the Blue Jays (41-48, .461) and the Oakland (only) A's (60-71, .458) who were 6-0 in NYC in '90.

The Birds were 91-100 in old Yankee Stadium, and have since gone 41-37 in the renovated facility (starting '76).

Longest/Latest Game in Balmer: On June 4, '88 in Baltimore they beat the Yankees, 7-6, in 14 innings...The game, which began at 7:36 pm and didn't end until 1:22 am, consumed 5:46, making it both the longest and latest game in Memorial Stadium history. The O's were down by 3 with the bases loaded and 2 out when **Cal Ripken** hit a shot to 3rd base. **Mike Pagliarulo** made a fine stop, spun and threw to 1st, but the throw skipped past **Gary Ward** and all 3 runners crossed.

Fast Start: On Sep 25 in New York, the 1st 8 Yankees batters hit safe off **Anthony Telford** and **Mickey Weston** to tie an AL record...The previous occurrences were in '54 and '60, and the O's were the victims in both cases...The Yanks scored 8 in that opening canto en route to a 15-3 victory.

Yankees Batting: The rookie **Kevin Maas** hit .448 (29-13) with 2 (all in 21) home runs...Among O's opponents (25 at bats minimum) only the Angels' **Kent Anderson** hit for a higher average (.462)...**Jesse Barfield** also had a big year against the Birds...He batted .425 (40-17), hit 4 homers, drove in 14 runs in 12 games and walked 10 times...Barfield is a .301 (345-104) lifetime hitter vs Baltimore.

Jim Leyritz experienced a memorable big league debut in Baltimore on June 8...He came on as a pinch hitter with 2 out in the 9th, fought a pitch after pitch from **Gregg Olson**, then delivered a clutch game-tying single... A half-inning later, however, hero turned to goat...He went in to play 3rd base, and after the O's loaded the sacks on 3 walks from **Alan Mills**, also making his debut, Leyritz fielded a ground ball off the bat of **Phil Bradley**, and threw wildly to the plate, allowing the winning run to score. Leyritz hit .400 (15-6) against the Birds in 6 games.

Steve Sax batted .348 (46-16) and stole 5 bases in 5 tries, and **Matt Nokes** batted .357 (28-10) after coming over from Detroit.

Roberto Kelly batted only .163 (49-8) while playing in all 13 games and fanned 19 times...**Mel Hall** (.185, 27-5), **Deion Sanders** (16-1, .063), **Ben Geren** (.091, 11-1), **Alvaro Espinoza** (.133, 30-4), and **Steve Balboni** (.176, 17-3) struggled noticeably...Balboni has one of the lowest averages against the Orioles among all opponents with 100 or more career at bats (.207, 232-48)...But, he was also the 1st, and one of only 4 currently, to have hit a home run off **Gregg Olson**, back in '89 (others: **Dwight Evans**-2, **Mark McGwire** and **Carlos Baerga**, one each).

Yankees Pitching: **Dave Righetti** saved 5 wins in 6 appearances...He goes to San Francisco with a 5-4 record and 27 saves against the O's...**Lee Guetterman** had no decisions or saves, but he was highly effective...He

laced 36 Orioles batters in 7 appearances, and retired 33 of them (2-for-35, .057, and one walk).

The rookie **Alan Mills** worked only 3 innings against the O's spread over 3 appearances, but that was enough to go 0-2...12 of the 19 batters he faced reached safely...The Orioles hit .340 (47-16) against **Dave LaPoint** who was 1-1, and .324 (34-11) off **Chuck Cary** (1-1).

On Aug 28 **Mike Witt**, also 1-1, won his 1st game in Baltimore in exactly 9 years when he won going away, 11-3, over **Jose Mesa**...His last previous victory at Memorial Stadium was on Aug 28, '81 over **Steve Stone**...Lifetime, Witt is 8-14 overall, and 2-6 in 11 starts in Baltimore..

Orioles Batting: **Randy Milligan** played in only 6 games but batted .409 (22-9), hit 4 homers and drove in 9 runs...Randy became only the 3rd Oriole in history to hit 3 homers in a game at Memorial Stadium, along with **Bobby Grich** and **Juan Beniquez**, on June 9 when he connected twice off **Andy Hawkins** and once off **Chuck Cary**, driving in 6 runs in a 10-1 win. Lifetime, Randy is batting .362 (58-21) vs New York.

Cal Ripken hit only .196 (51-10), but of his 2 home runs was a decisive 10th inning drive off **Mills** at New York on Sep 24. **Brother Bill** added a 2-run double to provide some insurance in the 6-3 victory.

Steve Finley hit .342 (38-13) and stole 4 bases in as many tries...His .313 (48-15) career average is a personal high against one team...**Phil Bradley** hit the Orioles' 1st inside-the-park homer in 14 years, in Baltimore off **Mike Witt** on June 8...It was the 1st inside homer by any club at Memorial Stadium in 16 seasons (since '74).

Seven Orioles hit .200 or less against the Yankees in '90: **Brady Anderson**, **Mike Devereaux**, **Sam Horn**, **Bob Melvin**, **Joe Orsulak**, **Cal Junior** and **Mickey Tettleton**.

Orioles Pitching: **Pete Harnisch** went 2-0 in 2 starts while pitching a club-high 17 innings against the Bombers who hit only .150 (60-9) against him and scored only 2 runs...Pete's 6-1 complete game victory on Aug 30 averted the Yankees 1st 4-game series sweep at Memorial Stadium since 1955.

Jeff Ballard and **Anthony Telford** both went 0-2 and though **Gregg Olson** picked up 3 saves in 5 appearances, the Yankees batted .346 (26-9) against him.

VS OAKLAND ('90: 4-8, Lifetime: 311-244, .560)...The O's held their own in Oakland (3-3) but were only 1-5 against the AL champs at Memorial Stadium...Overall the O's have dropped 12 of the last 16 games starting July 20, '89, and are 21-34 starting Aug 19, '86.

At Oakland the Orioles are 77-66 lifetime (excluding 3-3 in ALCS), their 4th best record in an alien park (behind Texas, Seattle and Milwaukee).

A's First Game in Oakland: The Orioles were the visiting club for the A's 1st game in Oakland on Apr 17, '68...**Dave McNally** pitched a 2-hitter to beat **Lew Krausse**, 4-1...**Boog Powell** hit the 1st home run in the Coliseum while driving in the game-winning run in the 2nd inning...**Mark Belanger**, **Brooks Robinson**, and the Athletics' **Rick Monday** also homered in that game before a crowd of 47,233.

Athletics Batting: The A's out-scored the O's 47-30, and out-hit the O's by 18 points, but still batted only .232 (393-91)...**Mark McGwire** was the most productive A's batter in the season series with 6 homers and 16 rbi...He tied **Kent Hrbek** for most homers vs the O's and **Kelly Gruber** for most rbi.

McGwire has hit 19 home runs in 51 career games vs the O's, and is batting .283 (184-52) with 46 rbi...He's hit 12 of the homers, and driven in 32 runs in 24 games lifetime at Memorial Stadium (he's also hit 12 at Tiger Stadium), and is batting .323 (93-30). On Aug 19 McGwire became the 1st ever (now 1 of 2 with **Carlos Baerga**) to hit a home run off **Gregg Olson** in Baltimore.

AL mvp **Rickey Henderson** batted only .200 (30-6) against the O's, but his lifetime figures for 121 games are still exceptional: avg-.325 (449-

146, hr-10, rbi-42, bb-92, sf-2, sb-79, cs-10 (89%), on-base percentage-.438 (543-238)...**Dave Henderson** is batting .331 (284-94).

Jose Canseco played a modest role in the season series, batting .255 (47-12) with 2 homers and 7 rbi in 12 games...**Mike Gallego** hit .091 (22-2), and has a .096 (73-7) lifetime average in 38 games, lowest among all opponents with at least 20 career at bats against the Birds...Former

OAKLAND (cont)

Oriole **Jamie Quirk** has a .126 (103-13) career mark vs the O's, low among actives with 100 or more at bats.

Terry Steinbach had the distinction of breaking up 2 no-hit bids by Orioles rookies in '90, both in the 5th inning—at Oakland Aug 8 against **Ben McDonald**, and on Aug 19 vs **Anthony Telford**, in his debut below under "Baltimore Pitching", at Memorial Stadium...**Walt Weis** batting .348 (46-16) lifetime at Memorial Stadium, but only .200 (4) against the Birds at the Coliseum.

Athletics Pitching: Bob Welch, who won his 20th game of the year Baltimore Aug 17, was 3-0 against the O's with a 1.78 era (ip-er-6)...Over the last 2 years, the O's have batted only .195 (13) against the AL's latest Cy Young Award winner.

Dave Stewart, in his lone '90 start against the O's on Apr 24, beat **Denny Johnson** to snap a 3-game losing string in Balmer where he's now lifetime...Overall, Dave is 4-6 against the O's.

On Apr 26 the O's scored a moral victory against **Dennis Eckersley**. **Steve Finley** got a base hit when **Felix Jose** lost his drive to left in the lights...That snapped a string of 19 straight Orioles that Eckersley retired since **Joe Orsulak** singled off him on 8/28/88 at Oakland...But no other Oriole reached safely (excluding errors) off Eck the rest of the year, so the Birds are now 1-for-35 with no walks against the A's ace relief pitcher in just over 2 years...In the last 2 seasons, he's worked in 9 games against the O's, allowed no runs and has earned 8 saves.

Both **Gene Nelson** and **Mike Moore** were 2-1, but they got there in different directions...Nelson had an 0.93 era and held the Orioles to 1 hit in 30 trips (.067) in 6 relief efforts...Moore had a 4.34 era and the hit .294 (68-20) against him in 3 starts...**Rick Honeycutt** (ip-3, 1), **Klink** (ip-6, 1), **Todd Burns** (ip-2), and **Reggie Harris** (ip-2), all Eckersley, all had 0.00 eras vs Baltimore in '90, though they had no saves or decisions.

The A's big loser was **Scott Sanderson** who was 0-2 in as many starts...gave up 14 hits in 42 trips (.333).

Orioles Batting: Cal Junior was the O's most productive hitter in the season series...He hit 5 (of his 21) home runs and drove in 7 while batting .286 (49-14)...His 22 career homers vs Oakland are 2nd only to his lifetime high of 23 against the White Sox...**Bob Melvin** has a .308 (39-12) career average off A's pitching.

The O's lost **Randy Milligan** (left shoulder) for the season after he collided with **Ron Hassey** in a play at the plate on Aug 7 at Oakland...Milligan was 1-for-17 (.059) against the A's in '90...**Brady Anderson** hit .115 (26-3) in the season series and **Mike Devereaux** has a .163 (4) career mark vs Oakland.

Orioles Pitching: Anthony Telford, 24, pitched a 1-hit shutout over 7 innings in his big league debut, in Baltimore, on Aug 19, and left with a 3-0 lead...A couple of 23-year olds, **Curt Schilling** and **Gregg Olson** relieved him and preserved the victory, though **McGwire's** 2-run home run in the 9th off Olson made it close.

Olson has saved 6 and lost 1 in 9 appearances against the A's...His biggest winner lifetime vs Oakland is **Jeff Ballard**, who is 3-2...Olson experienced the perfect relief inning in support of **Ben McDonald** on Aug 8...He came on in the 7th with runners on 1st and 2nd and none out to face **Willie Randolph**. He threw one pitch and Randolph lined it back to Jeff who started a 1-6-3 triple play... Olson ultimately relieved Ballard and got the save for McDonald.

Ten days later (8/18) **McDonald** started again against Oakland, this time at home, and sustained his 1st loss in the big leagues after winning his 1st 6 decisions (beginning '89).

VS SEATTLE ('90: 3-9, Lifetime: 92-66, .582)...The Mariners totally dominated the season series...They out-hit the O's by more than 100 points [.297 (417-124) vs .195 (390-76)], out-scored them 63 to 3, out-homered them 11-5 and their era in the season series was nearly twice as good as the Orioles (2.60-5.19)...The Orioles .195 average, incidentally, was their lowest vs one club in a season in recorded history. It was only the 2nd time in 14 years the M's had captured a season series from Baltimore...Despite all this, the O's lifetime record against Seattle

remains their 3rd best overall, behind Texas and Milwaukee...The Birds' road record in Seattle (48-33, .582) is 2nd only to their 70-39 log at Texas (.642).

The O's record at home and away vs the Mariners is exactly the same (46-33)...Over the last 4 years the O's are 8-16 in Baltimore against the Mariners...The Birds are only 3-9 over the last 2 years at Memorial Stadium, and have gone 1-6 starting 7/19/89.

At the Kingdome on May 4 these 2 clubs played the longest 9-inning game in Mariners' history (3:54)...The O's came from behind 3 times and finally won it 9-8 with a 3-run rally in the 8th.

Live with Five: When the 2 **Griffeys** and 3 **Ripkens** were in uniform for the game of Sep 3 in Baltimore, it was deja vu Sep 18, '73 when 2 of the **Alous (Felipe & Matty)** suited up for Montreal to play the Cardinals who countered with 3 **Cruz's (Hector, Jose & Tommy)**.

Mariners Batting: The **Griffeys** batted a combined .438 (64-28) against the O's in '90...Senior batted .538 (13-7) with 5 rbi in 3 games and Junior hit .412 (51-21) with 2 homers & 9 rbi in 12... Griffey the Younger has a .391 (92-36) lifetime average in 24 games vs Baltimore, the highest among all active opponents with 90 or more at bats against them.

Harold Reynolds hit a less flashy .267 (45-12) in the season series, but was even more productive...He scored 12 times and drove in 10... Reynolds enjoyed a particularly big day on Sep 5... Not only was he honored by the President at the White House (as his 195th "point of light") for all he has done for youth in the Seattle area, he also drove in 5 runs in a 9-5 victory for the Mariners, and hit his 1st career grand slam...That was only his 10th career major league homer, but his 2nd in the last 3 days at Baltimore (one from each side of the plate), and only his 4th lifetime on the road.

In total, 8 of the 16 M's who batted against the Orioles in '90 hit .300 or better, including **Greg Briley** (.351, 37-13) with 3 homers and 9 rbi and **Alvin Davis** who hit .304 (46-14) and walked 11 times...**Omar Vizquel** went 8-for-22 (.364).

On May 6 3rd Baseman **Edgar Martinez** committed 4 errors that led to 4 unearned runs, but the M's won it 5-4 thanks to **Griffey Junior's** 4-for-4 and **Reynolds** who drive in the tie-breaker in the 8th.

Dave Valle, who went into the season with a career .377 (69-26) average against the O's, has been taken off the nemesis list after going 3-for-20 (.150), though he's still batting .326 vs the Birds (89-29)...**Pete O'Brien** batted .162 (37-6)...He's hitting only .212 (340-72) lifetime.

Mariners Pitching: On Aug 13-14-15, 3 Mariners' pitchers did the impossible...**Brian Holman**, **Matt Young** and **Randy Johnson** pitched consecutive complete games (at Seattle), all against the O's...They won 2 of 3 (Holman lost).

With the 2.60 era the staff mustered in the 12 games, there were more than a few standouts...**Eric Hanson** was 2-0 in 2 starts, and held the O's to a .135 (52-7) average, lowest among all opponents who worked at least 15 innings against the O's...**Johnson** was 1-0 in 3 starts and a .175 average against (80-14), but did yield 9 runs (4 earned) in 21.1 innings...**Matt Young** [2-0, average against .183 (71-13)] excelled despite his 8-18 overall record, as did **Mike Schooler** who appeared in 4 games, pitched 4 innings and picked up 4 saves.

Orioles Batting: Joe Orsulak was the top hitting regular at .296 (27-8) and **Bob Melvin** hit .280 (25-7)...**Craig Worthington** batted only .154 (39-6), but drove in a club leading 8 rbi... **Mickey Tettleton** was 2-for-33 (.061) against the M's with no homers or rbi and 18 strikeouts.

Bill Ripken has hit 9 homers in the big leagues, 3 of them off the M's...**Rene Gonzales** has hit 2 of his 5 career homers against Seattle...**Sam Horn** is hitting only .212 against Seattle (52-11), but 5 of his 11 hits have been home runs.

Orioles Pitching: The only Orioles winners in the season series were **Kevin Hickey** and **Mark Williamson**, both in relief, and **Ben McDonald** who pitched 4-hit ball for 8.2 innings on Aug 13 in the Kingdome to beat **Holman**, 3-2, with a save from **Gregg Olson**.

Olson didn't give up a run in 4 appearances and picked up a couple of saves...**Dave Johnson** was 0-2, had an 8.56 era (ip-13.2, er-13) and the M's hit .373 (59-22) against him...**Pete Harnisch** was also 0-2...He yielded 18 walks and yielded 28 hits in 93 at bats (.301) over 24 innings...The O's biggest winner lifetime against Seattle is **Jeff Ballard** at 4-5.

VS TEXAS ('90: 8-4, Lifetime, incl Was: 267-145, .648)...Since the Orioles moved to Texas in '72, the O's are 132-84 (.611) against the franchise. They have been their best against any club...The same goes for their other franchise, Arlington where the Birds are 70-39, .642.

Even during the last 4 seasons in which the O's have finished below .500, they have gone 30-18 (.600) against the Rangers...In 19 seasons the Birds have lost the season series only 3 times.

The O's out-scored the Rangers in '90 by a margin of 74-45, and pitched them by better than a run and a half a game (3.67 to 5.26). The 74 runs were a high vs one opponent in '90...The O's scored 48 runs in their 1st 2 series (6 games) against the Rangers, all in May. That series included a 13-1 blowout at home on May 18 when the Birds mounted a season high 17-hit attack featuring 7 runs and 8 straight hits in the 9th inning off **Bobby Witt**. **Joe Orsulak** and **Mickey Tettleton** each had 2 hits and **David Segui** drove in 4 runs.

Presidential Visit: **President Bush** attended only one Orioles game against the Rangers on July 16 in Baltimore. His son **George** is a general partner of the Texas club...The Birds won on **Kenny Rogers** but he loaded walk to **Mickey Tettleton** in the bottom of the 9th after the Orioles executive had left...The O's are 4-1 in games that **President Bush** attended (3-1 at Memorial Stadium).

Rangers Batting: **Rafael Palmeiro**, who finished 3rd in the A.L. batting race at .319, hit .438 (48-21) against the O's with 3 homers and 14 runs in 12 games...Lifetime, he is batting .378 (90-34) in 2 AL seasons...Among opponents with 30 or more career at bats, only **Ken Griffey Jr.** (.92-36) has a higher average vs Baltimore.

Julio Franco has been consistently effective against the O's over the years...He batted .316 (38-12) last year, and has a .305 (374-114) average.

However, 9 of the 18 players who batted against the Orioles in '90 batted below .200, including **Ruben Sierra's** .156 (45-7). Lifetime, he is batting only .218 (197-43)...The Rangers also had their problems afield...They committed 15 errors in the 12-game season series.

Rangers Pitching: **Bobby Witt** was 2-2 in 4 starts and worked 26.1 innings [only **Mike Boddicker** (30) worked more vs the O's]...He faced more O's (27) and walked more (16) than any other AL pitcher...In his 26.1 innings, he allowed 45 base-runners (h-28, hb-1, bb-16). Witt lost his first 2 starts, came back to win his last 2 to snap a 5-game losing streak...Lifetime he's 4-5...On May 18 at Baltimore, Witt gave up 10 hits and 9 runs in 4.1 innings (see more below under "Baltimore Batting").

Charlie Hough (1-1 in '90 and 6-11 lifetime), who took 9 years to win a game in Baltimore (in '89), has now won 2 straight at Memorial Stadium where he is 2-6 lifetime.

Nolan Ryan who didn't pitch at all against the O's last year, is 5-0 lifetime. He hasn't beaten them in 13 years (since Apr 20, '76 at Anaheim)...Only **Frank Tanana** (19-17) has lost more games to Baltimore among active pitchers...Ryan has dropped 9 in a row.

At Memorial Stadium, where he has lost 7 straight (in 8 starts), he has won since May 18, '75 (2 weeks before his no-hitter against the Birds at Anaheim)...Ryan is 3-10 lifetime in Baltimore with a 6.42 era (ip-47, er-34)...He has fanned 10 or more Orioles in a game 10 times with a total of 13 twice...Ryan has only beaten the Astros and Angels 3 times, but clubs with which he spent a substantial stretch...Otherwise his lowest victories against one opponent is 5 vs both Tor (5-5) and the Orioles.

Kevin Brown went up against **Pete Harnisch** 3 times in '90 and came away a loser each time...He walked 15 in 19 innings and the O's put 11 men on the bases in that time...All 3 of the principal workhorses against the O's—**Witt** (ip-26.1), **Hough** (ip-21.1) and **Brown** (19)—had eras over 5.00 vs the O's.

Orioles Batting: **Orsulak** batted .429 (42-18) in the season series, scored 11 times, hit 3 homers and drove in 13 runs in 11 games...Joe batting .375 (72-27) lifetime vs the Rangers... That's a career high, as are his 4 homers...**Tettleton's** 12 homers and 30 rbi are also highs against one opponent.

Cal Junior went only 6-for-42 (.143) but is still batting .290 lifetime (424-123).

Orioles Pitching: **Pete Harnisch** was 3-0 with a 1.99 era (ip-22.2, er-17) while holding the Rangers to a .171 average (76-13) with no

homers...In case you missed it above, all 3 of his wins were at the expense of **Kevin Brown**...Lifetime, He is 4-0 against Texas.

Pete's effort of July 17 at Baltimore was particularly noteworthy. He worked 8.2 innings, retired 22 straight Texans at one point, was clocked as high as 93 mph, and left with a 5-1 lead...**Gregg Olson** gave up a 2-run single to **Rafael Palmeiro** before preserving the victory.

Olson was 2-0 with 2 saves and held the Rangers to a .143 average (28-4)...Lifetime he's 3-0 with 5 saves and has never been charged with an earned run in 13 appearances (ip-15).

VS TORONTO ('90: 5-8, Lifetime: 96-83, .536)...The Blue Jays have dominated the Orioles in recent years, but the O's enjoyed a degree of retribution by defeating Toronto twice in the final (3-game) series of the year, to facilitate their elimination from the division title race.

The O's have lost 5 of the last 7 season series to the Jays, starting '84, and have gone 34-56 (.378) in that time...Over the last 4 seasons, the O's are 18-34 (.346).

At Toronto it gets even worse...The O's are 6-20 (.231) in the last 4 seasons, but a somewhat more competitive 5-8 (.385) in 2 years at the SkyDome...Overall, the Orioles are 40-49 (.449) in Toronto since the Jays were founded in '77...Only in Boston, have the Orioles played less successfully (.436).

The Jays out-hit the O's .292 to .247, and out-pitched them by a full run a game (4.00 to 5.00)...The only club to post a higher batting average against Baltimore in '90 was Seattle (.297).

Down to the Wire: Those 3 games in Baltimore in October marked the 5th time since the start of divisional play in '64 that the Orioles' final series has had a direct bearing on the outcome of the AL East race.

The other years: **1974**-O's won game #161 at Detroit to clinch the division; **1977**-The Red Sox eliminated the O's at Boston in #160, then the O's canceled the Red Sox' championship bid the next day as the Yankees clinched; **1982**-The O's tied the Brewers for 1st in #161 (having won the 1st 3 games of the series), then lost to them in #162; **1989**-The Jays eliminated the O's in #161, having won the 1st 2 games of that decisive final set.

Let's not forget, back before the ALCS, the O's went to the final series one time, game #161 in **1964**, before they were eliminated by the Yankees. The Birds finished 3rd, 2 games back...The White Sox were runners-up, only one game out.

Jays Eliminated: The Jays, who had split the 1st 2 games at Baltimore, entered the final day one game back of the Red Sox... Though the Orioles' victory in that final game would have eliminated the Jays even if the Sox had lost, the race ended in Boston when **Tom Brunansky** made his dramatic catch in Fenway Park's right field corner.

That fact was revealed dramatically to everyone at Memorial Stadium, including the Toronto club, on the Diamond Vision screen without voice narration during the 8th inning of the Orioles-Blue Jays game...An inning later, **Mickey Tettleton** ended the season officially with a game-winning home run off **Tom Henke** in the bottom of the 9th.

9th Inning Agony: Speaking of the 9th inning, the Jays provided the worst horror story of the year for Orioles fans by beating them 4 times in the 9th inning during a stretch of 5 games between the 2 clubs late in the year:

Sep 14 (@Tor)-The O's, who had come from 3 runs back with a 6-run 6th (4 on a **Sam Horn** slam) led 7-5 in the 9th, but the Jays rallied with 3 off **Gregg Olson**. After **Fred McGriff** walked on a controversial ball-4 call by plate umpire **John Shulock** on a 2-out, 3-2 pitch, a 2-run single by pinch-hitter **Rance Mulliniks** tied it and a pinch single by **John Olerud** won it.

Sep 15 (@Tor)-Leading 3-1 in the 9th, the O's lost when **Kelly Gruber** hit a 3-run homer off **Curt Schilling** with nobody out.

Sep 16 (@Tor)-The O's had tied the game at 5 on **David Segui's** 2-run shot, his 1st big league homer, in the 8th, but **George Bell's** nubber to right off **Olson** in the bottom of the 9th ended it.

Oct 2 (@Bal)-The O's beat the Jays on Oct 1 to snap the string of 9th inning losses to them at 3 straight, but the next day **Fred McGriff** homered in the top of the 9th with 2 out and none on off **Dave Johnson** to break a 1-1 tie and Toronto went on to win, 2-1.

VS TORONTO (cont)

The Jays, in their last 16 victories over the Orioles, have won 6 of them in their last at bat.

Blue Jays Batting: Kelly Gruber drove in 16 runs (tied with McGwire for most by an O's opponent), hit 4 homers and batted .328 (54-19) against the O's while enjoying his best big league season...Gruber's career average is .328 (174-57).

Pat Borders (.423, 26-11), Olerud (.367, 30-11, hr-3) and Mookie Wilson (.356, 59-21) also excelled in the season series. Wilson in 2 AL seasons has batted .360 (86-31) vs Baltimore.

Olerud, the former Washington State All-American, had a couple of hits against 2 Orioles who not only achieved that distinction in color but were 1st round draft picks as well. In addition to his game-winning single off **Olson** on Sep 14 (see above), he added a 2-run shot that put the Jays ahead in the 8th inning of the season's last game at home...**McDonald**...The O's came back to win that one, however (see above under "Jays Eliminated").

After a big year against the O's in '89 (he led opponents in batting and rbi-16), **George Bell** had an uneventful '90 (.275 with 2 hrs & 16 rbi).

Devon White had the lowest average among all Orioles' opponents at least 25 at bats...The switch-hitting outfielder batted only .103 (13-13) with California, and is hitting .220 lifetime vs Baltimore (159-35). **Tabler** had an off-year also against the Birds in '90 while with KC...He went 1-for-15, but maintains a .329 lifetime average (304-100).

Joe Carter has a .236 career average (259-61) vs Balmer with 12 homers and 34 rbi in 65 games...However, he's best remembered by the O's so much for his considerable power, but for a stunning, game-winning "sudden death," rbi bunt base hit in the bottom of the 9th inning in Cleveland on May 28, '89.

Blue Jays Pitching: Dave Stieb, who went 1-1 against the O's in '89, finally won a game in Baltimore where he is now 1-5 lifetime. It was at the last AL park in which he had never won.

The date was August 1 and the outlook wasn't promising for Stieb...He threw 40 pitches in the 1st inning and gave up 4 runs (of 1st 15 pitches, 13 were balls)...However, he pitched shutout ball from the 2nd through the 6th, then **Jim Acker** and **Tom Henke** held the O's at bay over the last 2 innings...In the meantime, the Jays scored 7 runs off 3 O's pitchers in Baltimore. Stieb has allowed 42 earned runs in 90 innings (era 4.23).

Stieb is 6-10 lifetime overall vs the O's, his lowest victory total vs any club...**Mike Flanagan** was 1-0 in his only start against his former teammates, and is 2-3 lifetime, but 0-2 at Baltimore since leaving here in the middle of '87.

Rookie **Willie Blair** appeared in only 3 games against Baltimore...He pitched only 2 innings, but he was 2-0...He was the pitcher of record in both Sep 14 and 15 when the Jays won in "sudden death."

Over the last 2 years, **Henke** has held the O's to a .175 average (10-10)...He was 1-1 with 3 saves in '90 and is 5-2 with 10 saves lifetime.

Either **Mel Stottlemyre Jr (KC)** or his brother, **Todd (Tor)**, worked out of 9 Orioles games from July 27 to Aug 3. They also combined to hold the O's for 10.2 consecutive innings over a 2-day period (July 29-30)...**Stieb** shut out the O's over the last 6 innings on the 29th, and **Todd** for the first 4.2 the following evening.

Orioles Batting: Sam Horn hit 2 pinch-hit home runs in '90, and both of them were off **Duane Ward**, one of them a grand slam (Sep 14)...**Ripken** batted .316 (38-12) and **Brother Cal** led the club with 3 homers and 9 rbi while hitting .288 (52-15).

On Sep 15 at the SkyDome, Bill and Cal hit solo homers off **David Wells** in the 5th inning. It was the 1st time brothers had homered in the same inning in 28 years (since '62) when **Tommy** and **Hank Aaron** combined...Cal's homer was historic in another way as well, it was #214 as a shortstop, setting an AL mark for that position.

In limited exposure, rookies **David Segui** batted .455 (11-5) and hit the 1st homer in the majors (**Henke**—see above under "Sep 16"), and **McKnight** hit .385 (13-5).

Lifetime, the club's top spokesmen against the Jays are **Joe Orsulak** (.355, 62-22) and **Randy Milligan** (.346, 52-18)...The other end of the

spectrum is represented by **Mike Devereaux** who is hitting only .176 lifetime (85-15) against Toronto.

Orioles Pitching: Jose Mesa, who came to the O's in the **Flanagan** trade in '87, won both his '90 starts against the team that brought him into the baseball world. He held the Jays to a .204 (49-10) average in those 2 outings...**Gregg Olson** was 1-1 with 4 saves in 7 appearances, though the Jays batted .300 against him (30-9).

Ben McDonald, who picked up his 1st big league victory in relief over Toronto on the last day of the '89 season, is now 2-0, having beaten the Jays' **John Cerutti** on July 31...He almost won another on the final day of the season... Leading 1-0 in the 8th, Ben gave up a 2-run homer to **Olerud**, and left an inning later with the score tied at 2 in favor of **Olson**, who won the season's finale on **Tettleton's** sudden death homer.

LEADING OPPOSING BATTERS, 1990

Batting (min 25 at bats)

- 1-462—Kent Anderson, Cal (26-12)
- 2-448—Kevin Maas, NY (29-13)
- 3-438—Rafael Palmeiro, Tex (48-21)
- 4-425—Jesse Barfield, NY (40-17)
- 5-423—Pat Borders, Tor (26-11)

Hits

- 21—Ken Griffey Jr, Sea
- 21—Rafael Palmeiro, Tex
- 21—Mookie Wilson, Tor

Doubles

- 7—George Brett, KC

Triples

- 3—Jim Eisenreich, KC

Home Runs

- 6—Kent Hrbek, Min
- 6—Mark McGwire, Oak

Runs Batted In

- 16—Kelly Gruber, Tor
- 16—Mark McGwire, Oak

Walks

- 12—Tony Pena, Bos
- 11—Alvin Davis, Sea

Strikeouts

- 19—Roberto Kelly, NY

Stolen Bases

- 4—Rickey Henderson, Oak
- 4—Roberto Kelly, NY

On-Base Percentage

- .548—Kent Anderson, Cal (31-17)
- .540—Jesse Barfield, NY (50-27)
- .510—Kent Hrbek, Min (49-25)

Slugging Percentage

- 1.000—Kent Hrbek, Min (ab-41, tb-41)
- .900—Jesse Barfield, Tor (ab-40, tb-36)

TOP 10 ACTIVE HITTERS VS O'S (min 90 at bats)

- 1-391—Ken Griffey Jr, Sea (92-36)
- 2-378—Rafael Palmeiro, Tex (90-34)
- 3-367—Mike Greenwell, Bos (169-62)
- 4-363—Marty Barrett, Bos (284-103)
- 5-344—Wade Boggs, Bos (424-146)
- 6-337—Steve Sax, NY (101-34)
- 7-333—Cory Snyder, Cle (189-63)
- 8-331—D. H'nd'rs'n, Oak (284-94)
- 9-329—Pat Tabler, Tor (304-100)
- 10-329—Jerry Browne, Cle (140-36)

TOP 5 ACTIVES VS ORIOLES

- ### Home Runs
- 1-31—Dwight Evans, Bal
 - 2-29—Kent Hrbek, Min
 - 3-26—George Brett, KC
 - 3-26—Lance Parrish, Cal
 - 5-23—Carlton Fisk, Chi

Runs Batted In

- 1-136—Dwight Evans, Bal
- 2-108—George Brett, KC
- 3-104—Carlton Fisk, Chi
- 4-103—Robin Yount, Mil
- 5-85—Chet Lemon, Det

LEADING OPPOSING PITCHERS, 1990

- ### Wins
- 4—Mike Boddicker, Bos (4-0)
 - 3—Greg Harris, Bos (3-0)
 - 3—Doug Jones, Cle (3-0-1)
 - 3—Bob Welch, Oak (3-0)

Home Runs—Roy Smith, Min

- ### Lowest ERA (min 15 inn)
- 0.48—Bert Blyleven, Cal (ip-18.2, er-1)
 - 1.23—Ron Robinson, Mil (ip-22, er-3)

- ### Losses
- 3—Kevin Brown, Tex (0-3)
- ### Saves
- 5—Dennis Eck'rsl'y, Oak (0-0)
 - 5—Bobby Thigpen, Chi (0-2)
- ### Appearances
- 8—JD Gleaton, Det
 - 8—M Henneman, Det

- ### Lowest Avg Against (min 15 inn)
- .135—Eric Hanson, Sea (52-7)
 - .175—Randy Johnson, Sea (80-14)
 - .181—Eric King, Chi (83-15)

- ### Innings
- 30.0—Mike Boddicker, Bos
 - 26.1—Bobby Witt, Tex

- ### Highest ERA (min 15 inn)
- 5.94—J. Robinson, Det (ip-16.2, er-11)
 - 5.48—Charlie Hough, Tex (ip-21.1, er-13)

- ### Strikeouts
- 27—Bobby Witt, Tex
- ### Walks
- 16—Bobby Witt, Tex

- ### Highest Avg Against (min 15 inn)
- .340—Greg Swindell, Cle (100-34)

ORIOLES PITCHING (Cont.)

Current Orioles Pitching Records, Each Park

Pitcher	Bal.		Bos.		Cal.		Chi.		Cle.		Det.		K.C.	
	W-L-S	W-L-S	W-L-S	W-L-S	W-L-S	W-L-S	W-L-S	W-L-S	W-L-S	W-L-S	W-L-S	W-L-S	W-L-S	W-L-S
Ballard	17-20	1-1	1-4	0-1	2-0	0-0	0-0	0-0	0-0	0-0	0-0	0-0	0-0	0-0
Bautista	6-10	1-1	0-1	1-0	0-1	0-0	0-0	0-0	0-0	0-0	0-0	0-0	0-0	0-0
Hickey	1-8-3	0-0-1	0-0-1	4-2-6	0-0	1-1	2-0	0-0	0-0	0-0	0-0	0-0	0-0	0-0
Johnson	8-9	0-1	0-0	0-0	1-1	2-0	0-0	0-0	0-0	0-0	0-0	0-0	0-0	0-0
McDonald	4-3	0-1	0-0	0-0	1-1	2-0	0-0	0-0	0-0	0-0	0-0	0-0	0-0	0-0
Mesa	2-3	0-0	0-0	0-0	1-0	0-0	0-0	0-0	0-0	0-0	0-0	0-0	0-0	0-0
Milacki	9-10	0-2	0-1	1-2	1-1	3-1	0-0	0-0	0-0	0-0	0-0	0-0	0-0	0-0
Mitchell	2-2	1-0	1-0	1-0	1-0	0-1	0-0	0-0	0-0	0-0	0-0	0-0	0-0	0-0
Olson	8-0-25	0-1-2	0-1-2	0-0-3	0-1-5	0-1-3	0-0	0-0	0-0	0-0	0-0	0-0	0-0	0-0
Telford	3-2	0-0	0-0	0-0	0-0	0-0	0-0	0-0	0-0	0-0	0-0	0-0	0-0	0-0
Williamson	19-11-8	1-2	2-1-1	3-0-2	1-1	0-0-1	0-0	0-0	0-0	0-0	0-0	0-0	0-0	0-0

Pitcher	Mil.		Min.		N.Y.		Oak.		Sea.		Tex.		Tor.	
	W-L-S	W-L-S	W-L-S	W-L-S	W-L-S	W-L-S	W-L-S	W-L-S	W-L-S	W-L-S	W-L-S	W-L-S	W-L-S	W-L-S
Ballard	1-0	1-1	2-4	1-1	2-1	2-1	2-1	2-1	2-1	2-1	2-1	2-1	2-1	2-1
Bautista	0-1	0-0	1-1	1-0	0-1	0-1	0-1	0-1	0-1	0-1	0-1	0-1	0-1	0-1
Hickey	0-1	0-1-0	1-1-1	0-0-1	1-1-0	0-0	0-0	0-0	0-0	0-0	0-0	0-0	0-0	0-0
Johnson	1-1	1-0	2-0	0-1	0-2	1-1	0-0	0-0	0-0	0-0	0-0	0-0	0-0	0-0
McDonald	0-1	0-0	0-0	1-0	1-0	0-0	0-0	0-0	0-0	0-0	0-0	0-0	0-0	0-0
Mesa	0-1	0-0	0-0	0-0	0-0	0-0	0-0	0-0	0-0	0-0	0-0	0-0	0-0	0-0
Milacki	1-0	2-1	2-0	0-1	1-0	0-1	0-0	0-0	0-0	0-0	0-0	0-0	0-0	0-0
Mitchell	0-1	0-0	0-0	0-1	0-0	0-0	0-0	0-0	0-0	0-0	0-0	0-0	0-0	0-0
Olson	0-0-5	0-1	0-0-5	0-1-4	1-0-4	2-0	0-0	0-0	0-0	0-0	0-0	0-0	0-0	0-0
Telford	0-0	0-0	0-1	0-0	0-0	0-0	0-0	0-0	0-0	0-0	0-0	0-0	0-0	0-0
Williamson	1-1	0-1	0-1	2-1	1-1-1	0-1-1	0-1-1	0-1-1	0-1-1	0-1-1	0-1-1	0-1-1	0-1-1	0-1-1

*Ballard was 0-2 at Exhibition Stadium and is 0-2 at SkyDome
 Mesa was 0-1 at Exhibition Stadium and is 1-0 at Skydome

ALL-STAR GAME NOTES

Shortstop **Cal Ripken** and pitcher **Gregg Olson** were the Orioles' representatives at the 61st All-Star game played at Chicago's Wrigley Field. Ripken received 1,202,202 votes, nearly 150,000 more than were cast for runner-up **Ozzie Guillen** of Chicago.

In the AL's 2-0 win, Cal, batting 4th, went 0-for-2 and handled 2 chances short before he came out for a pinch-hitter in the 6th inning. Olson did not pitch.

Consecutive All-Star Starts: Ripken started his 7th straight All-Star game, 2 more than any other player in Orioles history (**Brooks Robinson** started 5 straight times, '64-'68). Cal has been the elected starter for 6 of those games, and in one he replaced the electee (**Alan Trammell**) who was injured.

Only one other shortstop in major league history has made more consecutive starts: **Ozzie Smith** who has started the last 8 for the NL.

Cal is the only AL player to have been in the AL's opening lineup the last 10 years. He and the late **Joe Cronin** (Red Sox & Senators) share the AL mark in most years starting at short (not necessarily in order) at 7.

Elected Starts: **Brooks** holds the club standard with 10 elected starts, including 5 in a row ('64-'68) when the players selected the starting team. After the balloting was returned to the fans (1970), Brooks was picked 4 more times to the starting club. Cal has been chosen 6 times under the fan selection format.

Eight different Orioles have been elected starters in the 21 years of fan voting. In addition to **Cal** and **Brooks**, Orioles who have been chosen to starting berths are **Boog Powell** and **Frank Robinson** (2 each), and **Bobby Grich**, **Ken Singleton**, **Eddie Murray** and **Terry Kennedy** (once each).

All-Star Appearances: Cal's 7 All-Star selections tie **Eddie Murray** for 2nd in Orioles history behind **Brooks'** 15 (in consecutive years).

Three other shortstops in major league history have been on the All-Star team more often than Cal: **Ozzie Smith** (10, '81-'90), **Luis Aparicio** (AL, '58-'63, '70-'71), and **Pee Wee Reese** (NL, '42, '47-'53). **Joe Cronin** (AL) and **Dave Concepcion** (NL) were also selected 7 times (Note: Aparicio actually played in 10 All-Star games over 8 years, 2 each in '59 and '62. There were 2 games played each year from '59 thru '62).

Voting History: Traditionally, the All-Star voting was entrusted to the fans, but after the '57 ballot box stuffing incident in Cincinnati, the responsibility for picking the starting team was passed to the players for 12 years ('58 thru '69).

Selection of the starters returned to the public in '70 through the courtesy of the Gillette Company in cooperation with Major League baseball. For the last 5 years ('87 thru '91) USA Today has sponsored the balloting process.

ORIOLES ALL-STAR GAME SELECTEES

<p>1954 Bob Turley (DNP)</p> <p>1955 Jim Wilson (DNP)</p> <p>1956 George Kell (ST)</p> <p>1957 George Kell (ST) Billy Loes Gus Triandos (DNP)</p> <p>1958 Billy O'Dell Gus Triandos (ST)</p> <p>1959 Billy O'Dell² Gus Triandos (ST)¹ Jerry Walker (ST)†² Hoyt Wilhelm (DNP 1st) Gene Wooding²</p> <p>1960 Chuck Estrada (DNP 2nd) Jim Gentile (DNP 2nd) Ron Hansen (ST, both) Brooks Robinson</p> <p>1961 Jack Brandt (DNP 2nd) Jim Gentile (DNP 2nd) Brooks Robinson (ST, both) Hoyt Wilhelm (DNP, 2nd)</p> <p>1962 Jim Gentile (ST, both) Milt Pappas (both) Brooks Robinson (both) Hoyt Wilhelm*</p> <p>1963 Luis Aparicio Brooks Robinson Steve Barber*</p> <p>1964 Luis Aparicio* Brooks Robinson (ST) Norm Siebern</p> <p>1965 Milt Pappas (ST)† Brooks Robinson (ST)</p> <p>1966 Steve Barber (DNP) Andy Etchebarren (DNP) Brooks Robinson (ST) Frank Robinson (ST)</p>	<p>1967 Andy Etchebarren (DNP) Brooks Robinson (ST) Frank Robinson (DNP)</p> <p>1968 Dave Johnson Boog Powell Brooks Robinson (ST)</p> <p>1969 Paul Blair Dave Johnson* Dave McNally Boog Powell (ST) Brooks Robinson Frank Robinson (ST)</p> <p>1970 Mike Cuellar (DNP) Dave Johnson (ST)† Dave McNally (DNP) Jim Palmer (ST)† Boog Powell (ST) Brooks Robinson Frank Robinson (ST)</p> <p>1971 Don Buford Mike Cuellar Jim Palmer Boog Powell* Brooks Robinson (ST) Frank Robinson (ST)</p> <p>1972 Pat Dobson (DNP) Bobby Grich (ST)† Dave McNally Jim Palmer (ST)† Brooks Robinson (ST)</p> <p>1973 Paul Blair Brooks Robinson (ST)</p> <p>1974 Mike Cuellar (DNP) Bobby Grich Brooks Robinson (ST)</p> <p>1975 Jim Palmer (DNP)</p> <p>1976 Mark Belanger Bobby Grich (ST)</p>	<p>1977 Jim Palmer (ST)† Ken Singleton</p> <p>1978 Jim Palmer (ST)† Mike Fianagan (DNP) Eddie Murray (DNP)</p> <p>1979 Ken Singleton Don Stanhouse (DNP)</p> <p>1980 Al Bumbry Steve Stone (ST)†</p> <p>1981 Scott McGregor (DNP) Eddie Murray Ken Singleton (ST)</p> <p>1982 Eddie Murray</p> <p>1983 Tippy Martinez (DNP) Eddie Murray Cal Ripken</p> <p>1984 Cal Ripken (ST) Eddie Murray Mike Boddicker (DNP)</p> <p>1985 Eddie Murray (ST) Cal Ripken (ST)</p> <p>1986 Don Aase Eddie Murray (DNP) Cal Ripken (ST)</p> <p>1987 Cal Ripken (ST) Terry Kennedy (ST)</p> <p>1988 Cal Ripken (ST)†</p> <p>1989 Cal Ripken (ST) Mickey Tettleton</p> <p>1990 Cal Ripken (ST) Gregg Olson (DNP)</p>
--	---	--

MANAGERS: Paul Richards, '61'; Hank Bauer, '67; Earl Weaver, '70, '71, '72, '74; '80; Joe Altobelli, '84.

*—Selected but did not attend due to injury 1—Selected for 1st game only
 †—Started but not elected 2—Selected for 2nd game only

†Honorary Manager
 **Replaced Casey Stengel, who left Yankees after they won pennant in '60

All-Star Game Saves: Orioles relievers have saved 4 of the AL's last 9 victories in the last 37 All-Star games (beginning '58): **Billy O'Dell** ('58-'59), **Milt Pappas** ('62) and **Don Aase** ('86).

Orioles All-Star MVPs: Three Orioles have won mvp honors in all-star competition: **Billy O'Dell** ('58), the former O's lefthander who later pitched for the Giants, Braves and Pirates, hurled the last 3 innings of the only All-Star game ever played in Baltimore. He retired all 9 batters he faced to protect a one-run lead, giving the AL a 4-3 win before a Memorial Stadium crowd of 48,829.

Brooks won the '66 **Arch Ward** Memorial Trophy on the strength of a 3-for-4 including a triple and an 8-for-8 performance afield. He was the first player from a losing team to be so honored.

(cont. page 92)

JEWELS

ALL STAR NOTES (Cont.)

Frank's 4th inning homer at Detroit in '71 put the AL on top to stay and earned him mvp honors. It was the 1st All-Star victory since '62 for the AL, which did not win again until '83. . . . Now the junior circuit is on a bit of a streak, having won 3 in a row and 5 of the last 8.

Orioles All-Star Homers: Three O's have homered in all-star play: **Brooks** (7/11/67 at Anaheim off **Fergie Jenkins**, none on); **Frank** (7/13/71) at Detroit off **Dock Ellis**, one on) and **Ken Singleton** (8/9/81 at Cleveland off **Tom Seaver**, none on).

Coming in '93: The 64th Major League All-Star game will be played in Baltimore's new downtown ballpark in July 1993.

ORIOLES CHAMPIONSHIP SERIES SUMMARY

Game No.	Date	Site	Line Score	Attendance
1969				
1	10/4 (Sat.)	BAL.	Min. 3- 4-2 (12) Bal. 4-10-1 (12) J. Perry, Perranoski (9) (L) Cuellar, Richert (9), Watt (10), Lopez (12), D. Hall (12) (W) HR: F. Robinson, Belanger, Powell, Oliva GWRBI: Blair	38,324
2	10/5 (Sun.)	BAL.	Min. 0- 3-1 (11) Bal. 1- 8-0 (11) Boswell (L), Perranoski (11) McNally (W) HR: None GWRBI: Motton	41,704
3	10/6 (Mon.)	MIN.	Bal. 11-18-0 Min. 2-10-2 Palmer (W) R. Miller (L), Woodson (2), T. Hall (4), Worthington (5), Grzenda (6), Chance (7), Perranoski (9) HR: Blair GWRBI: Hendricks	32,735 (113,763)
1970				
1	10/3 (Sat.)	MIN.	Bal. 10-13-0 Min. 6-11-2 Cuellar, D. Hall (5) (W) J. Perry (L), Zepp (4), Woodson (5), Williams (6), Perranoski (9) HR: Cuellar (3 on), J. Perry, Buford, Powell, Killebrew GWRBI: B. Robinson	26,847
2	10/4 (Sun.)	MIN.	Bal. 11-13-0 Min. 3- 6-2 McNally (W) T. Hall (L), Zepp (4), Williams (5), Perranoski (8), Tiant (9) HR: F. Robinson, Killebrew, Oliva, D. Johnson GWRBI: Powell	27,490
3	10/5 (Mon.)	BAL.	Min. 1- 7-2 Bal. 6-10-0 Kaat (L), Blyleven (3), T. Hall (5), J. Perry (7) Palmer (W) HR: D. Johnson GWRBI: Powell	27,608 (81,945)
1971				
1	10/3 (Sun.)	BAL.	Oak. 3- 9-0 Bal. 5- 7-1 Blue (L), Fingers (8) McNally (W) , Watt (8) (S) HR: None GWRBI: Blair	42,621
2	10/4 (Mon.)	BAL.	Oak. 1- 6-0 Bal. 5- 7-0 Hunter (L) Cuellar (W) HR: B. Robinson, Powell-2, Hendricks GWRBI: B. Robinson	35,003
3	10/5 (Tue.)	OAK.	Bal. 5-12-0 Oak. 3- 7-0 Palmer (W) Segui (L), Fingers (5), Knowles (7), Locker (7), Grant (8) HR: Jackson-2, Bando GWRBI: B. Robinson	33,176 (110,800)
1973				
1	10/6 (Sat.)	BAL.	Oak. 0- 5-1 Bal. 6-12-0 Blue (L), Pina (1), Odom (3) Fingers (8) Palmer (W) HR: None GWRBI: T. Davis	41,279
2	10/7 (Sun.)	BAL.	Oak. 6- 9-0 Bal. 3- 8-0 Hunter (W) , Fingers (8) (S) McNally (L), Reynolds (8), G. Jackson (9) HR: Campaneris, Rudi, Bando-2 GWRBI: Rudi	48,425
3	10/9 (Tue.)	OAK.	Bal. 1- 3-0 Oak. 2- 4-3 (11) Cuellar (L) Holtzman (W) HR: Williams, Campaneris GWRBI: Campaneris	34,367
4	10/10 (Wed.)	OAK.	Bal. 5- 8-0 Oak. 4- 7-0 Palmer, Reynolds (2), Watt (7) Blue, Fingers (7) (L) G. Jackson (7) (W) HR: Etchebarren, Grich GWRBI: Grich	27,497
5	10/11 (Thu.)	OAK.	Bal. 0- 5-2 Oak. 3- 7-0 Alexander (L), Palmer (4) Hunter (W) HR: None GWRBI: Rudi	24,265 (175,833)

1974				
1	10/5 (Sat.)	OAK.	Bal. 6-10-0 Oak. 3- 9-0 HR: Blair, B. Robinson, Grich Cuellar (W) , Grimsley (9) Hunter (L), Odom (5), Fingers (9) GWRBI: T. Davis	41,609
2	10/6 (Sun.)	OAK.	Bal. 0- 5-2 Oak. 5- 8-0 HR: Bando, Fosse McNally (L), Garland (6) Reynolds (7), G. Jackson (8) Holtzman (W) GWRBI: Bando	42,810
3	10/8 (Tue.)	BAL.	Oak. 1- 4-2 Bal. 0- 2-1 HR: Bando Blue (W) Palmer (L) GWRBI: Bando	32,060
4	10/9 (Wed.)	BAL.	Oak. 2- 1-0 Bal. 1- 5-1 HR: None Hunter (W) , Fingers (8) (S) Cuellar (L), Grimsley (5) GWRBI: Tenace	28,136 (144,615)
1979				
1	10/3 (Wed.)	BAL.	Cal. 3- 7-1 (10) Bal. 6- 6-0 (10) HR: Ford, Lowenstein Ryan, Montague (8) (L) Palmer, Stanhouse (10) (W) GWRBI: Lowenstein	52,787
2	10/4 (Thu.)	BAL.	Cal. 8-10-1 Bal. 9-11-1 HR: Ford, Murray Frost (L), Clear (2), Aase (8) Flanagan (W) , Stanhouse (8) GWRBI: Kelly	52,108
3	10/5 (Fri.)	CAL.	Bal. 3- 8-3 Cal. 4- 9-0 HR: Baylor D. Martinez, Stanhouse (9) (L) Tanana, Aase (6) (W) GWRBI: Harlow	43,199
4	10/6 (Sat.)	CAL.	Bal. 8-12-1 Cal. 0- 6-0 HR: Kelly McGregor (W) Kriapp (L), Laroche (3), Frost (4), Montague (7), Barlow (9) GWRBI: Singleton	43,199 (191,293)
1983				
1	10/5 (Wed.)	BAL.	Chi. 2- 7-0 Bal. 1- 5-1 HR: None Hoyt (W) McGregor (L), Stewart (7), T. Martinez (7) GWRBI: Paciorek	51,289
2	10/6 (Thu.)	BAL.	Chi. 0- 5-2 Bal. 4- 6-0 HR: Roenicke F. Bannister (L), Barojas (7) Lamp (8) Boddicker (W) GWRBI: None	52,347
3	10/7 (Fri.)	CHI.	Bal. 11- 8-1 Chi. 1- 6-1 HR: Murray Flanagan (W) , Stewart (6) (S) Dotson (L), Tidrow (6), Koosman (9), Lamp (9) GWRBI: Murray	46,635
4	10/8 (Sat.)	CHI.	Bal. 3- 9-0 (10) Chi. 0-10-0 (10) HR: Landrum Davis, T. Martinez (7) (W) Burns (L), Barojas (10), Agosto (10), Lamp (10) GWRBI: Landrum	45,477 (195,748) (1,013,997)
ORIOLES WORLD SERIES SUMMARY				
1966				
1	10/5 (Wed.)	L.A.	Bal. 5- 9-0 L.A. 2- 3-0 HR: F. Robinson, B. Robinson, LeFebvre GWRBI: F. Robinson McNally, Drabowsky (3) (W) Drysedale (L), Moeller (3), R. Miller (5), Perranoski (8)	55,941
2	10/6 (Thu.)	L.A.	Bal. 6- 8-0 L.A. 0- 4-6 HR: None Koufax (L), Perranoski (7), Regan (8), Brewer (9) Palmer (W) GWRBI: None	55,947
3	10/8 (Sat.)	BAL.	L.A. 0- 6-0 Bal. 1- 3-0 HR: Blair Osteen (L), Regan (8) Bunker (W) GWRBI: Blair	54,445
4	10/9 (Sun.)	BAL.	L.A. 0- 4-0 Bal. 1- 4-0 HR: F. Robinson Drysedale (L) McNally (W) GWRBI: F. Robinson	54,458 (220,791)
1969				
1	10/11 (Sat.)	BAL.	N.Y. 1- 6-1 Bal. 4- 6-0 HR: Buford Seaver (L), Caldwell (6), Taylor (7) Cuellar (W) GWRBI: Buford	50,429
2	10/12 (Sun.)	BAL.	N.Y. 2- 6-0 Bal. 1- 2-0 HR: Clendenon Koosman (W) , Taylor (9) (S) GWRBI: Weis	50,850
3	10/14 (Tue.)	N.Y.	BAL. 0- 4-1 N.Y. 5- 6-0 HR: Agee, Kranepool Palmer (L), Leonhard (7) Gentry (W) , Ryan (7) (S) GWRBI: Agee	56,335
4	10/15 (Wed.)	N.Y.	BAL. 1- 6-1 (10) N.Y. 2-10-1 (10) HR: Clendenon Cuellar, Watt (8), Hall (10) (L), Richert (10) Seaver (W) GWRBI: None	57,367
5	10/16 (Thu.)	N.Y.	Bal. 3- 5-2 N.Y. 5- 7-0 HR: McNally, F. Robinson, Clendenon, Weis GWRBI: Swoboda McNally, Watt (8) (L) Koosman (W)	57,397 (272,378)

ORIOLES WORLD SERIES SUMMARY (Cont.)

Game No.	Date	Site	Line Score	Attendance
1970				
1	10/10 (Sat.)	CIN.	Bal. 4-7-2 Cin. 3-5-0 HR: L. May, Powell, Hendricks, B. Robinson GWRBI: B. Robinson	51,520
2	10/11 (Sun.)	CIN.	Bal. 6-10-2 Cin. 5-7-0 HR: Tolan, Powell, Bench GWRBI: Hendricks	51,520
3	10/13 (Tue.)	BAL.	Bal. 9-10-1 HR: F. Robinson, Buford, McNally (3 on, Granger) GWRBI: B. Robinson	51,772
4	10/14 (Wed.)	BAL.	Cin. 6-8-3 Bal. 5-8-0 HR: B. Robinson, Rose, L. May GWRBI: L. May	53,007
5	10/15 (Thu.)	BAL.	Cin. 3-6-0 HR: F. Robinson, Rettenmund GWRBI: Blair	45,341
1971				
1	10/9 (Sat.)	BAL.	Pit. 3-3-0 Bal. 5-10-3 HR: F. Robinson, Rettenmund, Buford GWRBI: Rettenmund	53,228
2	10/11 (Mon.)	BAL.	Pit. 3-8-1 HR: Hebner GWRBI: B. Robinson	53,228
3	10/12 (Tue.)	PIT.	Bal. 1-3-3 Pit. 5-7-0 HR: Robertson, F. Robinson GWRBI: Clemente	50,402
4	10/13 (Wed.)	PIT.	Bal. 3-4-1 HR: None GWRBI: M. May	51,376
5	10/14 (Thu.)	PIT.	Bal. 0-2-1 Pit. 4-9-0 HR: Robertson GWRBI: Robertson	51,377
6	10/16 (Sat.)	BAL.	Pit. 2-9-1 Bal. 3-8-0 HR: Clemente, Buford GWRBI: B. Robinson	44,174
7	10/17 (Sun.)	BAL.	Pit. 2-6-1 Bal. 1-4-0 HR: Clemente GWRBI: Clemente	47,291
1979				
1	10/10 (Wed.)	BAL.	Pit. 4-11-3 HR: DeCinces, Stargell GWRBI: Lowenstein	53,735
2	10/11 (Thu.)	BAL.	Pit. 3-11-2 HR: Murray GWRBI: Sanguillen	53,736
3	10/12 (Fri.)	PIT.	Bal. 8-13-0 HR: Ayala GWRBI: Garcia	50,848
4	10/13 (Sat.)	PIT.	Bal. 9-12-0 HR: Stargell GWRBI: Crowley	50,883
5	10/14 (Sun.)	PIT.	Bal. 1-6-2 Pit. 7-13-1 HR: None GWRBI: Madlock	50,920
6	10/16 (Tue.)	BAL.	Pit. 4-10-0 HR: None GWRBI: Parker	53,736
7	10/17 (Wed.)	BAL.	Pit. 4-10-0 HR: Dauer, Stargell GWRBI: Stargell	53,733

Game No.	Date	Site	Line Score	Attendance
1983				
1	10/11 (Tue.)	BAL.	Pha. 2-5-0 Bal. 1-5-1 HR: Dwyer, Morgan, Maddox GWRBI: Maddox	52,204
2	10/12 (Wed.)	BAL.	Pha. 1-3-0 Bal. 4-9-1 HR: Lowenstein GWRBI: Dempsey	52,132
3	10/14 (Fri.)	PHA.	Bal. 3-6-1 Pha. 2-8-2 HR: Matthews, Morgan, Ford GWRBI: None	65,792
4	10/15 (Sat.)	PHA.	Bal. 5-10-1 Pha. 4-10-0 HR: None GWRBI: Shelby	66,947
5	10/16 (Sun.)	PHA.	Bal. 5-5-0 Pha. 0-5-1 HR: Murray-2, Dempsey GWRBI: Murray	67,064
				(304,139)
				(1,769,179)

ORIOLES POST-SEASON NOTES

ALCS: The Orioles' 18-8 (.692) in ALCS games is an LCS record.

The O's won the first 10 ALCS games they played (including the first 9 ever played) . . . They swept the Twins twice ('69-'70) and A's ('71) in the first 3 ALCS, then won game #1 against Oakland in '73 before losing the 2nd game that year . . . The Orioles are 9-4 at home and on the road.

WORLD SERIES: Baltimore has gone 3-3 in 6 WS, but has a .576 pct. in games (19-14) . . . The Birds are 10-7 at home and 9-7 on the road.

POST-SEASON TOTAL: In 59 post-season games, the O's are 37-22 (.627). They are 19-11 at home and 18-11 away.

ATTENDANCE: In 26 ALCS games, the O's have played to 1,013,997, an average of 39,000. They've played 13 of those at home and have drawn 544,691 (average 41,899).

In 33 WS games attendance has totaled 1,769,179 (average 53,611). At home for 17 WS dates the Birds have pulled 877,518 (average 51,619).

The Orioles 59 total post-season games have attracted 2,783,176 (average 47,172). At Memorial Stadium there have been 30 post-season events which have drawn a total of 1,422,209 (average 47,407).

The 3 biggest crowds to watch the O's in a WS were games 5, 4, & 3 (67,064; 66,947 and 65,792) of '83, all at Philadelphia. The largest attendance for a WS game in Baltimore was 54,458 for game #4 (final game) vs. Dodgers in '66.

The biggest house for an Orioles LCS game was 52,787 for game #1 at Baltimore vs. the Angels in '79 (the "Tonight, Let it be Lowenstein" game).

WORLD SERIES SHARES

Here are the individual shares that Baltimore players received over the years:

1960	\$ 1,154.68	(2nd place)	1973	\$ 7,469.77	(1st place East)
1961	946.17	(3rd place)	1974	7,394.76	(1st place East)
1963	740.85	(4th place)	1975	1,245.15	(2nd place East)
1964	971.85	(3rd place)	1976	1,652.12	(2nd place East)
1965	1,187.07	(3rd place)	1977	1,173.30	(2nd place East tie)
1966	11,683.04	(World Champions)	1979	22,113.94	(A.L. Champions)
1968	1,904.04	(2nd place)	1980	2,668.71	(2nd place East)
1969	14,904.21	(A.L. Champions)	1981	757.87	(3rd place East*)
1970	18,215.78	(World Champions)	1982	2,926.54	(2nd place East)
1971	13,906.46	(A.L. Champions)	1983	65,487.50	(World Champions**)
1972	330.88	(3rd place East)	1989	7,078.66	(2nd place East)

\$185,913.35—Total

* Though the O's had 2nd best full season record in A.L. East, they received only 3rd place money because New York and Milwaukee each won half-season championships.

** The O's voted 29 full shares in '83 . . . The Phillies' (losers) share in '83 was \$44,473.31. They, too, voted 29 full shares.

Note: In '90 the World Champion Reds earned \$112,533.70 per share (32 full shares), short of the record set the previous year by the Oakland A's whose winning share was \$114,252.11 (29 shares). The Athletics losing share in '90 was \$68,960.54 (33 full shares), well shy of their record losers share in '88 (\$86,220.89, 34 shares).

THE ORIOLES—PAST AND PRESENT

Major League Baseball returned to the City of Baltimore in 1954 after an absence of more than half a century.

The transfer of the St. Louis Browns to Baltimore represented the first inter-city shift of an American League club in 52 seasons. Ironically, it was Baltimore that had been victimized in the last previous move. The Orioles, a charter franchise in the new league in '01, moved to New York under shady circumstances for \$18,000 after the 1902 season. There, they were named, first the "Highlanders", then later—gasp! —the "Yankees".¹

Thirty-six seasons have elapsed since the Orioles set up shop at 33rd & Ellerslie. During that time they have finished first 8 times, captured 6 American League pennants and won 3 World Series. They've also been runners up 9 times, and have placed in the 1st division 22 times (all in the last 30 years). During those last 3 decades they have the best won-lost percentage in major league baseball (.555, see p. 18 for more details). The Orioles have enjoyed 26 winning seasons, including, at one stretch, 18 in a row from '82 thru '85.²

The O's maintained the winningest record in the majors from '57 thru '87, a stretch of 31 years, but it was really from '60, when they nearly won their 1st pennant, thru '83, when they captured their last, that they dominated major league baseball.

During that 24 year period, they were 612 games over .500 (2206-1594-.581) and held a 99½ game edge over the majors' 2nd best club of that era, the Yankees.

IN THE BEGINNING

A winning tradition is not peculiar to the modern Orioles, however. It took root in Baltimore a long time ago. There are no fewer than 21 former Orioles players in the Baseball Hall of Fame at Cooperstown, and 15 of them played here before 1954 (see page 109).

The history of professional baseball in Baltimore dates back 118 years to 1872, when the city was represented in the National Association, an important forerunner of today's major leagues.

Baltimore's baseball heritage was richly embellished in the formative years by:

—A left-hander named **Matt Kilroy**, who won 46 games for the American Association O's in 1887;

—Three straight National League pennant winners ('94, '95, '96), a team that would ultimately produce 6 Hall of Famers³;

—The manager of that championship team, an innovative man named **Ned Hanlon**, who with the help of his talented athletes did much to shape the future of baseball strategy⁴;

—Legendary all-time greats **Babe Ruth**, **Lefty Grove**, and **John McGraw** to name a few;

—**Jack Dunn**, whose name has long been synonymous with baseball in Baltimore. An infielder and pitcher with the city's original A.L. franchise, Dunn subsequently owned and managed the International League Orioles for 22 eventful seasons from 1907 thru 1928.

Among his many achievements: signing **Ruth** to his first professional contract, and winning 7 straight pennants from 1919 thru 1925⁵. It was the **Dunn** family that kept professional baseball alive and well in Baltimore during most of those 51 years between big league franchises⁶.

—And, by a crowd of 52,833 that attended a Little World Series game at Municipal Stadium (on the same site as Memorial Stadium) between the Orioles and Louisville Colonels on Oct. 9, 1944. That same afternoon in St. Louis, the Cardinals and Browns played the decisive 6th game of the World Series before a crowd that was 20,203 smaller at Sportsman's Park (at 32,630).⁷

RETURN TO THE MAJORS

Officially the American League returned to Baltimore on Sep. 29, 1953. That was the day American League owners, meeting in New York, unanimously approved the purchase of a controlling interest in the St. Louis Browns from previous owner **Bill Veeck** by a group of Baltimore negotiators, led by Mayor **Tommy D'Alesandro Jr.** ("Old Tommy") and attorney **Clarence Miles**, who became the club's first president. The purchase price was \$2,475,000.

Unfortunately, only the name on the uniforms had changed. In 1954, the Orioles were merely the Browns transplanted. They were essentially the same team that had finished in the 2nd division for so many years in St. Louis (see "St. Louis Browns" below).⁸

The Birds, under the likable veteran manager **Jimmy Dykes**⁹, lost 100 games that season while winning only 54. But, as poor as that record was, it wasn't bad enough to finish last. Happily, that dubious honor belonged to the Philadelphia A's with a record of 51-103.

The Orioles' escape from the basement that year allowed them to maintain a notable distinction for 32 years. They had never finished last until the string finally ran out in 1986.

THE START OF SOMETHING BIG

The Orioles took the first big step in the right direction on Sep. 14, 1954 when they hired White Sox Manager **Paul Richards** to come aboard as both manager and general manager, succeeding **Dykes** and **Arthur Ehlers**¹⁰. **Richards**, a native of Waxahachie, Texas, and a catcher for the World Champion Detroit Tigers in '45, was a highly regarded strategist and a fine handler of pitchers. In Baltimore, he also became an aggressive administrator.

Not long after he arrived, **Richards** engineered a 17-player deal with the Yankees, probably the biggest in baseball history (see page 134 for details). The O's gave up **Bob Turley**, **Don Larsen**, shortstop **Bill Hunter** and 5 others. Among the 9 who came to Baltimore were two who proved to be very special: **Gus Triandos**, the Orioles' first legitimate long ball threat, and a slick fielding, crowd-pleasing shortstop named **Willy Miranda**. Those two helped keep the fans happy during those early years while the club struggled toward legitimacy.

In '55, **Richards** kept the revolving door well greased. A total of 54 players wore the black and orange that year, including 23 pitchers. While "**Tall Paul**" was wheeling and dealing at all levels, his farm department (**Jim McLaughlin** and **Harry Dalton**) was also pursuing young amateur talent at a relentless pace all over the country.

Among those prospects was a kid from Little Rock, named **Brooks Robinson**, who would develop into the best fielding 3rd baseman of all-time, and would spend 23 seasons in an Orioles uniform before moving up to the Hall of Fame in Cooperstown.

Gradually, the Orioles began to improve. In 1957, **Richards**' 3rd season in Baltimore, the Birds finished at .500 (76-76) for the first time. In 1960, with a club comprising 10 regulars in their 20's, 7 of them rookies, the Birds nearly won their first pennant.¹¹

Richards was particularly adept at reconstructing the careers of fading veterans¹² and developing young pitchers. During his reign, the Orioles became famous for the "Kiddie Korps", a passel of hard-throwing youngsters who pitched in Baltimore from the mid-50s to the early 60s.¹³

THE NEXT STEP UP

In the fall of '58, the Orioles hired the Yankees' highly respected farm director **Lee MacPhail** as general manager, replacing **Richards**¹⁴ who nevertheless remained as field manager (until Sep. '61). **MacPhail** improved the fiscal and administrative efficiency of the operation and increased the productivity of the club's minor league system . . . He also made some brilliant deals.¹⁵

After the near miss of '60, the Orioles set a club record with 95 wins in '61 while **Diamond Jim Gentile**, acquired the year before from the Dodgers, gave Orioles fans an unprecedented show of power and production (46 home runs, including a major league record-tying 5 grand slams, and 141 rb).¹⁶

In '64, another near miss under the direction of "Manager of the Year" **Hank Bauer** who replaced **Billy Hitchcock** that season. The Birds finished 3rd, but only 2 games back of the pennant-winning Yankees and produced their first American League MVP—**Brooks Robinson**.

MacPhail left the Orioles after the '65 season to join Baseball Commissioner **William D. "Spike" Eckert** as his principal advisor; but not before negotiating what was arguably the most important trade in the ballclub's history. It was the deal that brought National League superstar **Frank Robinson** from Cincinnati in exchange for the best pitcher the Orioles had ever had to that point, **Milt Pappas**.¹⁷

THE LAND OF PLEASANT LIVING

Just before **MacPhail** departed, **Jerry Hoffberger** and his family acquired a controlling interest in the franchise. The Hoffbergers owned the Baltimore-based National Brewing Company, and their highly successful advertising theme for many years was based on the concept that the Chesapeake Bay area was "The Land of Pleasant Living."

That was surely true for the Orioles who went on to enjoy a golden age of on-the-field prosperity. Over the next 6 seasons, the Orioles would win four pennants and in a period of 9 years would finish first six times.¹⁹

Hoffberger brought **Frank Cashen** from the brewery to serve as executive vice president, and promoted the club's talented farm director **Harry Dalton**, to run the baseball program.

In '66, the Orioles not only won their first pennant, under **Hank Bauer**, they shocked the baseball world by sweeping the heavily favored Dodgers four straight. **Frank Robinson**, in his first A.L. season, won the Triple Crown (.316, 49 hr, 122 rbi), and was MVP of both the American League and the World Series.

It had taken a player of **Frank's** stature to put the O's over the top, but the club was already blessed with considerable talent; players like **Brooks Robinson** and **Luis Aparicio** who would later join **Frank** in the Hall of Fame, long ball hitting 1st baseman **Boog Powell**, rookie 2nd baseman **Dave Johnson**, perennial gold glove centerfielder **Paul Blair**, and a couple of pitchers named **Jim Palmer** and **Dave McNally**, still the top 2 winners in Orioles history. All but **Frank** and **Aparicio** were products of the O's fertile farm system.

The O's slumped badly in '67²⁰ and were going nowhere in '68 at the All Star break when **Dalton** replaced **Bauer** with his longtime associate, **Earl Weaver**. The feisty 5'8" St. Louisan had enjoyed a remarkable career as a manager in the O's farm system. Over the next 14½ years he would experience even greater success at the major league level.

Having added the ultimate leadoff man (**Don Buford**), and a talented left-handed pitcher (**Mike Cuellar**), and having replaced one gold glove for another at shortstop (**Mark Belanger** for **Aparicio**), the O's, with **Dalton** at the controls of the baseball operation, would reign over the American League for the next 3 years.

In '69, '70 & '71, they became only the 3rd club in history to win 100 or more games for three straight years.²¹ They won the division title by 19, 15, and 12 games, and swept the first 3 American League Championship Series, 3 games to none²², over the Twins twice and A's once.

Following a humiliating loss to the New York Mets in the '69 World Series, the O's bounced back in '70 and took the Cincinnati Reds in a 5 game series that was thoroughly dominated by the brilliance of **Brooks Robinson**.

In '70, the O's had three 20-game winners (**McNally**, **Palmer** & **Mike Cuellar**); the next year they had 4 (add **Pat Dobson**), a feat that had occurred only once before in major league history.²³

THAT OLD GANG OF MINE

After the Orioles lost a heartbreaking 7-game World Series to the Pirates in '71, **Dalton** left the ballclub to run the California Angels, and Executive VP **Cashen** added player personnel decisions to his job description.

After their 4 pennants in 6 seasons, the O's began to perform some major surgery. **Frank Robinson** was traded and, a year later, so were **Dave Johnson**, **Buford** and others.

The '72 season was grim but with youngsters like **Bobby Grich**, **Don Baylor**, **Al Bumbry** and **Richie Coggins** joining forces with **Boog**, **Blair**, **Brooks**, and all those talented starters²⁴, the O's regained the division championship in '73, and defied the odds to win it again in '74.

On Aug. 28, '74, the O's were in 4th place, 8 games behind the first-place Red Sox. When the smoke had cleared 5 weeks later, the O's, who had gone 28-6 during that stretch, were on top of the heap, a shade ahead of the 2nd place Yankees, and a full 8 games up on the 3rd place Bosox.

THE PETERS PRINCIPLE

Cashen, who had acquired **Ken Singleton**, **Mike Torrez** and **Lee May** in a couple of glittering trades the previous winter, returned to the beer business after the '75 season.²⁵ He was replaced by the widely respected & highly capable career baseball executive, **Hank Peters**, who had most recently served as president of the National Association (the minor leagues).

Not long after his arrival, **Peters** shook up the Orioles, trading for the flamboyant long-ball hitting **Reggie Jackson**.²⁶ But of more long term significance was the 10-player deal he constructed with the Yankees in June '76. Three of the 5 players acquired in that transition contributed greatly to the Orioles many successes over the next decade: **Rick Dempsey**, **Tippy Martinez** and **Scott McGregor**.²⁷

The Orioles remained competitive well into the 80s despite serious losses from the new free agent re-entry system adopted in '76.²⁸ **Peters'** Yankee deal, plus a fine farm system harvest in the early 70s which produced **Eddie Murray**, **Mike Flanagan** and **Rich Dauer** among others, helped the cause immeasurably (from '76 thru '83, the O's won 2 golds and 5 silvers in 8 years).

THE BALTIMORE-WASHINGTON CONNECTION

In '79, right after the O's had lost a second 7-game World Series to the Pirates, the internationally renowned Washington attorney, **Edward Bennett Williams**, completed the purchase of the ballclub in its entirety.

Williams brought with him a new regional marketing concept designed to expand the Orioles appeal over a wider geographic area. The plan was to add metropolitan Washington and states to the south to a drawing area that had been basically limited to Maryland and parts of Pennsylvania and Delaware.

The program has met with popular acceptance by baseball fans all over "Birdland." Despite the Orioles' below-average performance on the field in 4 of the past 5 seasons, attendance at Memorial Stadium has averaged over 2 million per year in that period.

In the first four years of the **Williams-Peters** administration, the O's nearly captured 3 pennants though they had to settle for one. They won 100 games in '80 and finished 2nd, 3 games back of the Yankees; played the Brewers for the division championship on the final day of the '82 season and lost, then won it all in '83.

There were some remarkable achievements during that period. In '80, for example, there was a 5-game series against the Yankees in Baltimore that drew 249,605, the largest turnout in history for a single series.

Then, there was '82 when the O's went 33-10 (starting Aug. 10) down the stretch to tie the Brewers on the next-to-last day of the season by beating them in 3 straight pressure-packed games at Memorial Stadium. On the climactic day, however, the Brewers won big, to clinch their first division championship.

Yet, despite that crushing defeat, most of the crowd of over 51,000 remained in their seats for a full 45 minutes afterward. They stayed to applaud the players for their down-to-the-wire effort and to say goodbye to the manager, **Earl Weaver**, whose retirement had officially begun at game's end.

The emotion expressed so warmly and spontaneously by those loyal Orioles fans made it difficult to tell, in the dusk of that autumn afternoon, who had won the game and who had lost.

It was in '82 also that the son of the Orioles 3rd base coach, **Cal Ripken Jr.**, took his place in the Orioles starting lineup, a position he has not relinquished since—even for one game, and joined with **Eddie Murray**, the Orioles all-time home run champion, to form an awesome 1-2 punch.

THE LAST HURRAH—FOR AWHILE

Joe Altobelli, an old Orioles organization veteran who'd been on a 6-year sabbatical, replaced **Earl Weaver** in '83, and right off the bat led the club to that elusive 3rd world championship.

They won their division by 6 games, then defeated the White Sox at Comiskey Park in a decisive Game #4 of the ALCS, breaking a scoreless tie on a dramatic 10th inning home run by the newest Oriole, **Tito Landrum**.²⁹

The Orioles, who had never lost the first game of a post-season event, dropped both of them in '83³⁰, and each time a gritty complete game effort by **Mike Boddicker** in game #2 restored the balance.

After splitting the first 2 World Series games in Baltimore, the action shifted 90 miles north to Veterans Stadium where the Phillies boasted the best home record in the National League... But, the Orioles swept the 3 Philadelphia games, then cruised happily home down I-95 with their 3rd world title in hand.

ORIOLES HISTORY (Cont.)

In the 5th and final game, **Rick Dempsey** homered and doubled to clinch the World Series "mvp" award, and **Eddie Murray** hit 2 electrifying home runs while **Scott McGregor** was blanking the Phillies on 5 hits.

The 1983 champions boasted 2 dominating players in **Murray** and **Ripken**, and excellent pitching. But, most observers credited the club with many "role" players with making the difference, for getting the most out of their abilities while submerging their own egos in the interest of winning.

RECONSTRUCTION

After that world championship, the Orioles' success on the field went into decline . . . The '84 and '85 seasons were modest, though winning ones, but from '86 thru '88 their record was the worst in the American League (194-291, .400), and 2nd in the majors to the Atlanta Braves (186-295, .387). This unaccustomed series of setbacks bottomed out in '88 when the Orioles went 0-21 at the start of the season, and ultimately lost a club record 102 games.

By then, however, the Orioles' reconstruction plan had already begun in earnest . . . **Edward Bennett Williams** had signaled the start of the massive rebuilding project with a series of personnel decisions during the fall of '87. He replaced **Hank Peters** and Farm Director **Tom Giordano** with **Robert Hemond** and **Doug Melvin**, and brought **Frank Robinson** into the policy making process. The following May he appointed as president **Larry Lucchino**, a long-time associate who had been a club vice president as well as the general counsel during most of **Williams'** tenure as club owner.

At the same time, **Williams** renewed his commitment to restore the club to its customary level of competitiveness by redeveloping the farm system and returning to fundamentals. When he passed away in August '88, the pieces were in place for an orderly takeover by **Eli Jacobs'** new ownership group which is equally dedicated to a bright Orioles future.

The Orioles' success in '89, going down to the final weekend before conceding the division championship to Toronto, was as surprising as it was exciting. No one in the organization expected that kind of dramatic improvement so quickly, just as no one thought that the reconstruction project was nearing completion.

There is still much work to be done, and there is never a guarantee of success in baseball. However, the club's commitment to fundamentals and to a strong farm system, and the acquisition of key players to fill in the gaps of talent, provides encouragement that Orioles will soon again take their place among the consistent contenders.

EPILOGUE

Despite the club's problems through much of the late eighties, the Orioles still bear two very proud distinctions:

They have been the winningest team in baseball since the start of divisional play in '69, and they have also compiled the game's best winning record over the last 31 years.*

*-See page 18.

FOOTNOTES

1—John McGraw, who had earlier starred for the N.L. Orioles in the 90s, was manager and part-owner of the A.L. O's until July of '02, when he departed abruptly for New York to manage the N.L. Giants. His right-hand man and business partner, Wilbert Robinson, took over the reins for the balance of the season.

McGraw was an obvious villain in this piece. Not only did he sell his stock in the club to the owner of the Giants, but he took several Orioles with him to New York (in mid-season, yet).

2—The Yankees are the only club that has ever produced a longer string of consecutive winning seasons—39, from '26 thru '64.

3—John McGraw, Wilbert Robinson, Hughie Jennings, Willie Keeler, Dan Brouthers and Joe Kelley are all in the Hall of Fame . . . Those 3 straight pennant winners batted, as a team, .343, .327 and .328.

4—The Orioles of the 1890s are credited with inventing the "squeeze play", and the "Baltimore chop"; and for developing the "hit and run" to a science. They, reportedly, were the first to slope the base lines so that bunted balls would not roll foul. It is also said that they helped establish the custom of taking spring training in a warm climate.

They were also known, as well, for their team play, place-hitting and aggressive base running. They had a reputation for playing despite injuries and their "never say die" attitude on the field . . . The expression "Old Oriole" is still widely used to describe a player with those qualities.

5—Hall of Famer Lefty Grove played for the O's during that period, as did many other future big leaguers . . . In the final year of that remarkable stretch, the Birds had a trio of pitchers—Tommy Thomas, George Earnshaw and Jack Ogden—who won, respectively, 32, 29 and 28 games.

6—His grandson, Jack Dunn III, carried on the family baseball tradition as a minor league player, manager, and club owner, and then for 34 years as an executive for the major league Orioles before his untimely death in June 1987 at the age of 65.

7—Old Oriole Park, at 29th St. and Greenmount Ave., had been the Orioles' home for many years, but it burned down on July 4th in '44. Municipal Stadium, heretofore a football-only facility, was rapidly converted for baseball, and it was there that the International League Orioles won what would be their last minor league pennant that very same year ('44). It remained the home of the Orioles until major league baseball returned to the city 10 years later, and the new ballpark was completed on the Municipal Stadium site.

8—Third Baseman Vern Stephens was the Orioles home run leader that year. He hit 8 and the whole team together produced only 52 all season (19 of them in what was then a cavernous Memorial Stadium).

The brightest prospect was hard-throwing "Bullet Bob" Turley who went 14-15 under difficult circumstances and led the league in strikeouts. World Series hero-to-be Don Larsen was also on that team. He was 3-21.

9—Dykes and GM Arthur Ehlers both came from the Philadelphia A's, for whom Dykes had managed the previous 3 years after succeeding Connie Mack in that capacity ('51). Mr. Ehlers remained with the club as a scouting supervisor and was instrumental in signing Brooks Robinson.

10—Richards came to Baltimore immediately and replaced Ehlers, who remained with the club in a significant scouting capacity. Dykes, however, finished the season as field manager.

11—The O's were in a virtual tie for 1st with the Yankees on Sep. 15, '60, the day before a crucial 4-game series began in New York. The Yankees swept that series, thus ending the Orioles dream.

12—Invariably, Richards was able to coax impressive efforts from seemingly washed-up hurlers. He taught most of them his pet weapon—the "slip pitch", an off-speed delivery with a sinking action. Among those past-prime vets who profited from Paul's instruction were Bill Wight, Hal Brown, Connie Johnson, Ray Moore, Jim Wilson and Arnie Portocarrero.

13—The "Kiddie Korps" names included Billy O'Dell, Milt Pappas, Jerry Walker, Wes Stock, Jack Fisher, Chuck Estrada and Steve Barber. Barber, incidentally, was the first of 24 Orioles 20-game winners ('63).

14—Richards left to become general manager of the newly created Houston franchise. His right-hand man and 3rd base coach, Luman Harris, finished out the season, then Billy Hitchcock was appointed to the job in '62. Two years later the old Yankee, Hank Bauer, took over.

15—Among the 17 former O's players in the Orioles Hall of Fame, 8 came from outside the organization, and 5 were acquired by MacPhail: Jim Gentile, Stu Miller, Luis Aparicio, Dick Hall and Frank Robinson.

16—Gentile shared the major league record with the Cubs' Ernie Banks until the Yankees' Don Mattingly hit 6 grand slams in '87.

17—The O's also sent the Reds outfielder Dick Simpson and reliever Jack Baldschun, both of whom had been acquired during the off-season and had never played a game for the Orioles.

18—Clarence Miles and Clyde Morris were the original authority figures of ownership when the club returned to Baltimore. Later, other local leaders—James Keilty, Joseph A.W. Iglehart and Zanvyl Krieger ran the boardroom at various times until Hoffberger took over late in '65.

19—They won pennants in '66, '69, '70 & '71 and division titles in '73 & '74 (before losing to the Oakland A's both times in the ALCS).

20—The O's tied for 6th with the pesky Nats from Washington in '67 (in a 10-team league).

21—The O's won 109-108-101 games in those 3 seasons, matching the Philadelphia A's (29-'30-'31) and St. Louis Cardinals ('42-'43-'44).

22—The O's were 10-0 in ALCS clashes until losing game 2 in the '73 playoffs vs. Oakland.

23—The White Sox had four 20-game winners in '20, but didn't win the pennant: Red Faber, Dickie Kerr, Ed Cicotte and Claude Williams.

24—Among them, Palmer, McNally and Cuellar combined for 16 twenty-win seasons for the O's: Palmer—8, McNally & Cuellar—4 each.

25—But he didn't stay long. Bitten by the baseball bug during his tenure with the O's, Frank joined the commissioner's office as administrator to Bowie Kuhn in '79, then hooked up with the Mets as executive vice president/general manager in '80.

26—The O's sent Don Baylor and pitchers Mike Torrez and Paul Mitchell to the A's for Jackson and a pair of hurlers, Ken Holtzman and Bill Van Bommel.

27—Rudy May and Dave Pagan also came to the O's. The Birds gave up Ken Holtzman, Doyle Alexander, Grant Jackson and Ellie Hendricks.

28—The O's lost Wayne Garland, Bobby Grich, Reggie Jackson and Royle Stillman, all to re-entry after the '76 season alone; then Dick Drago, Ross Grimsley and Elliott Maddox left thru the same window the next year.

29—Landrum had joined the club on Aug. 31 as the player-to-be-named later in the deal that sent Floyd Rayford to the Cardinals June 13. The O's scored 2 more runs in that inning and won, 3-0. Tippy Martinez was the winner and Britt Burns took the loss.

30—In 11 previous post-season events (6 ALCS & 5 WS), the O's had won the opening game each time. In '83 they dropped both openers.

31—The best example of success in role playing was in left field, where 3 players (John Lowenstein, Gary Roenicke and Benny Ayala) combined to hit .292 with 35 homers and 131 rbi (only while playing left field).

THE ST. LOUIS BROWNS

The St. Louis Browns, the franchise from which the current Orioles descend, originated in Milwaukee in '01, the American League's first season. Before the '02 season began, the franchise had moved to St. Louis. It was after that same campaign that the original A.L. Orioles went to New York.¹

The Browns, who took the name that originated with St. Louis teams in the late 1800s,² played 52 seasons ('02-'53) in St. Louis and were probably the most consistently bad club in major league history. They were 3,416-4,465, .433³ (that's more than 1,000 games under .500); wound up in the 2nd division (5th thru 8th) 40 times; won just one pennant ('44, a war year), and finished 2nd only twice ('02 & '22).

George Sisler, one of 12 Hall of Famers who played and/or managed for the Browns⁴, was almost certainly the club's all-time best (and most significant) player. He would do credit to any franchise. In 13 seasons with the Brownies ('15 thru '27), he twice hit over .400 ('20-.407, '22-.420) and had a career average of .340. His primary role was to grab the lead.

ST. LOUIS BROWNS (Cont)

Another outstanding contributor was outfielder **Ken Williams**. He is in the Hall of Fame, but he hit over .300 nine times in 10 St. Louis seasons and in '22 batted .332 with 34 doubles, 39 homers and 155 rbi. He was the home run champion that year with 4 more than **Babe Ruth**, and was the first ever to join the so-called "30-30" club—30 or more steals and 30 or more homers in the same year.

As you can see, '22 was a big year for both **Sisler** and **Williams** and the Browns set a club record for wins-93 (it was the only time in the history of the franchise that they reached the 90 victory level). They finished 2nd, one game back of the Yankees.

Despite the heroics of **Sisler** and **Williams**, however, when fans recall the Browns, they probably think first of a couple of guys named **Gray** and **Gaedel**.

Pete Gray, who had only one arm (his left), appeared in 77 games for the Browns in '45 (the last wartime season) at the age of 28. He batted .213 (234-51) with no homers and 13 rbi, and never returned to the big time.⁵

The appearance of **Eddie Gaedel**, at 3'7" and 65 pounds, was a product of club owner **Bill Veeck's** creative genius. . . . The 26-year old signed in '51 as a pinch hitter and, in his only plate appearance, he did what he was paid for, he drew a walk.

As a surprise pinch hitter for leadoff batter **Frank Saucier** in the home half of the 1st inning, little **Eddie** was walked on 4 pitches by Detroit pitcher **Bob Cain**, then was promptly replaced by pinch runner **Jim Delsing**⁶.

The '44 A.L. pennant winners went 89-65 to finish one game ahead of the Tigers. They lost the World Series in 6 games to their hometown rivals, the Cardinals, in one of 3 World Series, played entirely in one stadium⁷ (Sportsman's Park was the regular season home of both clubs). The Browns won games #1 and #3 behind **Denny Galehouse** and **Jack Kramer** respectively. The Browns' only home run in the series was hit by 1st baseman **George McQuinn**.

In June '51, **Bill DeWitt**, who had been with the Browns since '16 (when **Branch Rickey** was gm), and his brother, **Charles**, sold their controlling interest to **Bill Veeck**. He operated the club for the next 2½ seasons. Twice in '53, **Veeck** attempted to bring the franchise to Baltimore himself, but could not get the necessary approval from American League owners. . . . Subsequently (Sep. 29, '53), he sold his holdings to a group of Baltimore businessmen and the transfer was approved unanimously.

The Browns are gone from St. Louis, but not forgotten. The St. Louis Browns Fan Club, organized by Maryville College Professor **Bill Borst** in 1984, is alive and well. The members have even established a club hall of fame on the campus at Maryville (in St. Louis).

ST LOUIS BROWNS HALL OF FAME

The Browns Fan Club created a St Louis Browns Hall of Fame at the Maryville College Library in 1985, and since then has elected the following 22 members (Baseball Hall of Famers in **boldface**):

Beau Bell (of), Harland Clift (3b), Bob Dillinger (3b), **Rick Ferrell** (c), Ned Garver (p), Don Gutteridge (2b), "Baby Doll" Jacobson (of), Chet Laabs (of), George McQuinn (1b), Bob Muncrief (p), Bobo Newsom (p), **Satchel Paige** (p), Nelson Potter (p), Luke Sewell (mgr), Urban Shocker (p), Roy Sievers (of-1b), **George Sisler** (1b-mgr), Vern Stephens (ss), George Stone (of), John Tobin (of), **Bobby Wallace** (ss-mgr), Ken Williams (of).

1—They were the 1st and 2nd franchise moves in A.L. history. . . . The next one occurred 52 years later when the Browns came east to Baltimore.

2—The name came from the color of the stockings they wore.

3—The Seattle Mariners' won-lost percentage (.424, 937-1275) is lower, but they've played only 14 years.

4—The other 11: Jim Bottomley (1b-mgr), Jesse Burkett (of), Rick Ferrell (c), Goose Goslin (of), Rogers Hornsby (2b-mgr), Heinie Manush (of), Satchel Paige (rhp), Eddie Plank (lhp), Branch Rickey (c-mgr), Rube Waddell (lhp) and Bobby Wallace (ss-mgr).

5—Gray, now 76, still lives in his native Nanticoke, Pa.

6—Gaedel died prematurely in 1961 at the age of 36.

7—The Yankees & Giants played all of the '21 & '22 World Series at the Polo Grounds. Yankee Stadium opened in '23.

BOBBY YOUNG THE FIRST

The late Bobby Young, native of Granite, MD near BWI Airport, was the 1st to bat in a regular season game for the modern A.L. Orioles. . . . He grounded out leading off the 1st inning at Detroit on Apr 13, '54.

MEMORIAL STADIUM—A BRIEF HISTORY

(1954-1991)

Construction of Baltimore Memorial Stadium began on the site of old Municipal Stadium in 1949. A single deck concrete grandstand with no roof was completed in '50 with 20,000 chair seats¹, and home plate was moved from its original location (in what is now left field) to its present position. The stadium's external trappings were left unchanged. It was not yet a major league ballpark.

However, it was that facility which was officially dedicated and re-named "Memorial Stadium" when Mayor **Tommy D'Alesandro Jr.** ("Old Tommy") threw out the first ball for the International League Orioles '50 opener (Apr. 20).²

Soon after that dedication, plans to improve the stadium further, to satisfy major league requirements, were suspended when a second bond issue was defeated.

Finally in '53, bond loans were approved, and work began anew. Despite the construction, the I.L. Orioles continued to play there thru '53, as did the Baltimore Colts when they emigrated from Dallas (Texans) that same year.

Essentially the new stadium, seating capacity approximately 47,700, was completed in October '53, but refinements continued thru the spring of '54, the modern American League Orioles' first season in Baltimore. The cost of the project, built on 28¾ acres of city-owned property (and financed by 2 bond issues), was \$6 million.

Original Municipal Stadium

The original Municipal Stadium, completed in '24, was built expressly for football. However, when old Oriole Park (NW corner of Greenmount Ave. & 29th St. intersection), owned by the Dunn family, burned down on the night and early morning of July 3-4, '44, Municipal Stadium became, of necessity, the new home of the Orioles.

During a hastily scheduled 2-week road trip, the stadium was made ready for baseball. Later that year, the Orioles went on to win the International League pennant, then captured the Little World Series. One of those games, against the Louisville Colonels (American Association), drew an astonishing 52,833 which remained a Baltimore baseball attendance record until the '66 World Series.³

Changing Dimensions

Thru the years, the playing field has undergone significant dimensional changes. Inside the cavernous ballpark that greeted Orioles fans on opening day '54, home plate to dead center field measured 450'.⁴

Since then the outfield boundaries have been altered 4 times ('56, '59, '62 & '76), gradually reducing the distance to straightaway center 45' to 405', and the power alleys accordingly.⁵

Stadium Improvements

Originally the Orioles' dugout was on the first base side, and there was an 8' wall separating the front row of the boxes from the field. Baltimore led the world in foul territory.

That situation was rectified in '61 with the construction of field box seats (2,600 of them), which necessitated building new dugouts. It was then that the home team moved to the 3rd base side. The bullpens, originally in the left and right field corners (in plain view), were moved behind the fences.

In '64, 4 additional upper deck sections were added, increasing the capacity by another 2,600. In '70 (mid-season), a new scoreboard (now known as the old scoreboard) was installed and the original, squirrel-infested structure demolished.

Subsequently, the splintery wooden benches (without backs) that covered the entire second deck were replaced by chairs and metal benches with back rests, and a 35th row was added.

In '80, 6 new towers, housing a new ticket window and additional ticket office space, storage areas and rest rooms, were completed.

In '85, new, badly needed Orioles administrative offices were constructed, and a large new state-of-the-art video board (Diamond Vision by Mitsubishi) was added in right-center field as a dramatic and colorful complement to its 15-year-old cousin in left center.

MEMORIAL STADIUM (Cont)

- 1—The original structure had nothing but bench-type seats.
- 2—The present facade and marquis over the main entrance were not erected until '53. A 2nd official dedication of the stadium to the Baltimore dead from the Korean War and World Wars I and II was held on Memorial Day '55 during a doubleheader vs. Boston.
- 3—The 6th game of the '44 World Series (Browns vs. Cardinals) played that same day drew only 31,630... See "St. Louis Browns" below.
- 4—Left and right-center were 447' from home plate... There was no "temporary" fence during the first 2 years, just the permanent walls plus a hedge (protected by a wire fence) that filled in the open end of the horseshoe.
- 5—In '55, O's centerfielder Chuck Diering immortalized himself by hauling in a Mickey Mantle blast with his back to the plate just before crashing into the hedge in deepest center field.
- 6—In '54 only 42 home runs were hit in 77 games at the stadium (a mere 19 by the O's), roughly one every 2 games... During the O's 1st 7 seasons here (thru '60), the Baltimore ballpark ranked last in the majors in home runs each year.
- 7—By 1988, the contraction of the outfield distances and greater emphasis on the long ball had resulted in a 5-fold increase in home run production at Memorial Stadium (235 in 82 games in '88).

Major League Baseball Stadiums Ranked by Age (oldest first)

Rank	Ballclub	Stadium	1st Big League Game	Capacity
1	Detroit Tigers	Tiger Stadium	1912 (4/20)	52,418
2	Boston Red Sox	Fenway Park	1912 (4/20)	34,182
3	Chicago Cubs	Wrigley Field	1916	39,012
4	New York Yankees	Yankee Stadium*	1923	57,545
5	Cleveland Indians	Cleveland Stadium	1931	74,483
6	Milwaukee Brewers	Milwaukee County Stadium	1953	53,192
7	Baltimore Orioles	Memorial Stadium	1954	53,371
8	San Francisco Giants	Candlestick Park	1960	58,000
9	Los Angeles Dodgers	Dodger Stadium	1962	56,000
10	New York Mets	Shea Stadium	1964	55,601
11	Houston Astros	Astrodome	1965	45,000
12	California Angels	Anaheim Stadium	1966 (4/9)	64,583
13	Atlanta Braves	Atlanta-Fulton County Stadium	1966 (4/12)	52,007
14	St. Louis Cardinals	Busch Stadium	1966 (5/12)	54,224
15	San Diego Padres	Jack Murphy Stadium	1968 (4/5)	59,022
16	Oakland A's	Oakland-Alameda County Stadium	1968 (4/17)	49,219
17	Cincinnati Reds	Riverfront Stadium	1970 (6/30)	52,382
18	Pittsburgh Pirates	Three Rivers Stadium	1970 (7/16)	58,729
19	Philadelphia Phillies	Veterans Stadium	1971	62,383
20	Texas Rangers	Arlington Stadium	1972	43,508
21	Kansas City Royals	Royals Stadium	1973	40,825
22	Seattle Mariners	Kingdome	1977 (4/6)	56,150
23	Montreal Expos	Olympic Stadium	1977 (4/15)	59,893
24	Minnesota Twins	Hubert H. Humphrey Metrodome	1982	55,883
25	Toronto Blue Jays	SkyDome	1989 (6/5)	53,000
26	Chicago White Sox	New Comiskey Park	1991	44,702

*—Renovated Yankee Stadium opened in '76

Pre-Game Workout Schedule at Memorial Stadium

1:15 PM Start		1:35 PM Start	
In Uniform	10:50	In Uniform	11:10
Orioles Hitting	10:55 - 11:55	Orioles Hitting	11:15 - 12:15
Visitors Hitting	11:55 - 12:35	Visitors Hitting	12:15 - 12:55
Orioles Infield	12:35 - 12:45	Orioles Infield	12:55 - 1:05
Visitors Infield	12:45 - 12:55	Visitors Infield	1:05 - 1:15
Ground Crew	12:55	Ground Crew	1:15
6:05 PM Start		8:10 PM Start	
In Uniform	2:40	In Uniform	5:45
Orioles Hitting	2:45 - 3:45	Orioles Hitting	5:50 - 6:50
Visitors Hitting	3:45 - 4:25	Visitors Hitting	6:50 - 7:30
Orioles Infield	4:25 - 4:35	Orioles Infield	7:30 - 7:40
Visitors Infield	4:35 - 4:45	Visitors Infield	7:40 - 7:50
Ground Crew	4:45	Ground Crew	7:50
7:35 PM Start		8:10 PM Start	
In Uniform	5:10	In Uniform	5:45
Orioles Hitting	5:15 - 6:15	Orioles Hitting	5:50 - 6:50
Visitors Hitting	6:15 - 6:55	Visitors Hitting	6:50 - 7:30
Orioles Infield	6:55 - 7:05	Orioles Infield	7:30 - 7:40
Visitors Infield	7:05 - 7:15	Visitors Infield	7:40 - 7:50
Ground Crew	7:15	Ground Crew	7:50

NEW DOWNTOWN BALLPARK TO OPEN IN '92

Excavation for the new baseball-only downtown Baltimore ballpark began January 1990 on an 85 acre site known as Camden Yards, a few blocks west of the Inner Harbor. The 46,500 seat facility is targeted for completion in time for opening day 1992.

Designed by Helmuth, Obata & Kassabaum (HOK) of Kansas City with considerable input from the Orioles and the owner of the facility, the Maryland Stadium Authority (MSA), the new ballpark will be state-of-the-art in its functions yet unique, old fashioned and intimate in its architectural design, blending into the urban context of downtown Baltimore.

It will take its image from baseball parks built in the early 20th century, featuring steel (not concrete) trusses, an arched brick facade, a sun roof over the gentle slope of the upper deck, and an asymmetrical playing field. The cost of the facility is projected at \$105.4 million.

Location/Access

The ballpark will be bounded by Russell (west), Camden (north), and Howard (east) streets, and by Martin Luther King Boulevard (south).

It will be easily accessible to I-95, I-395 and the Baltimore-Washington Parkway which in turn lead directly to all major roadways in the Baltimore area.

Virtually all city bus lines provide service to Camden Yards which will also be a stop on the new light rail system. Commuter trains to and from Washington and Frederick operate from the MARC Station located on the site, and the Baltimore subway is only a few blocks from Camden Yards.

Parking

Access to nearby parking will be far greater than it is currently around Memorial Stadium. On the new site there will be approximately 5,000 non bumper-to-bumper parking spaces, to the south of the ballpark. An additional 20,000 spaces will also be available in downtown public parking lots within easy walking distance.

Playing Field

As indicated above, the outfield dimensions will not be symmetrical... From home plate to the rightfield foul pole will be 319', while in left the distance along the line will be 335'... The field will be 16' below street level.

A 25' high wall extending 100' from the rightfield corner into right center will accommodate a scoreboard featuring game in progress information and, a throwback to the good old days, out-of-town scores permanently posted. In leftfield there will be a 7' wall with seats above. For the sake of comparison, the permanent walls at Memorial Stadium in both right and left field are 14' high while the temporary fences measure 7' from top to bottom.

To straightaway center the distance will be 400', but the deepest part of the playing field, in left-center, will be 410' from home plate. In addition to the rightfield scoreboard mentioned above, a video board will be positioned high behind the centerfield stands.

Both bullpens will be located beyond the fences in left-centerfield, but raised 3' above field level so that fans can identify the pitchers as they warm up.

A sophisticated new state-of-the-art drainage system will be installed beneath the natural grass playing field, a feature that should prevent some rain outs, reduce the frequency and shorten the length of rain delays, and substantially improve the footing in both the infield and outfield... The turf, incidentally, is already being custom grown on the Eastern Shore of Maryland according to longtime Orioles' Groundskeeper Pat Santarone's specifications.

Seating

The 46,500 seats with no obstructions will include some 2,000 modestly priced bleacher seats. An estimated 72 private box suites, and approximately 5,000 "club" seats will be offered to subscribers on a long term basis.

There will be three levels of seating: (1) Lower Deck; (2) Mezzanine, where club seats and private boxes with patios will be located, and

NEW DOWNTOWN BALLPARK (Cont)

(3) Upper Deck...Nearly 500 seats, located on all levels and in all price categories, will be set aside for use by the handicapped.

An effort has been made to locate the stands as close to the field as possible to create a feeling of intimacy.

The height of the upper deck will be low, relative to other stadiums, and the slope will be more gradual than at Memorial Stadium (31 degrees compared to 33 degrees on 33rd Street).

Leg room will be considerably more generous at Camden Yards than at Memorial Stadium...Tread width will be 32 to 33 inches throughout the ballpark. In the Orioles present home, that width is as narrow as 24 inches in the mezzanine, and 26 inches in many other areas.

Seats will be generally wider as well, from 19 to 21 inches, compared with 16 to 19 inches at Memorial Stadium. The new chairs will be made of durable, modern plastic materials, but will have slats in the back like older ballpark seats, to permit air flow. Chairs at the end of every row will be fitted with arm rests and cast within the iron support of each will be a replica of the Orioles' 1892 logo.

Fans will move up and down thru the ballpark via ramps, escalators and stairs. Elevators will also be distributed around the facility for use by disabled fans. Restrooms will be vastly expanded and improved.

The Warehouse

The landmark B & O Railroad warehouse, 1016' long and 51' wide, will be preserved as will the historic Camden Station (beyond centerfield at Howard & Camden Sts.). The warehouse will provide office space for the Orioles and the Maryland Stadium Authority, and much more. Special rooms for pre-game group entertainment and a public cafeteria for those who want to eat dinner before the game are in the plans. So are an extension of the Babe Ruth Birthplace/Baseball Center, just a few blocks away on Emory Street, and a home for the Maryland Sports Hall of Fame.

The warehouse, behind right field, runs roughly parallel to the 3rd baseline. It will be separated from the baseball facility by a 60' concourse, and will be within home run range of the most powerful hitters. A 460' blast down the rightfield line would hit the warehouse.

Concessionaire

ARA-Martins, the concessionaire at Memorial Stadium for the past 8 years (including '91), will also operate the concessions at the new ballpark. The ARA people have been part of the design process since the very beginning of the project, and are planning larger, more modern stands, spread evenly thru the ballpark. These state-of-the-art facilities will enable them to offer quicker, and more efficient service as well as a vastly expanded food and beverage menu.

Project Background

In April '87 the Maryland State Legislature authorized the Maryland Stadium Authority, under the direction of Chairman Herbert J. Belgrad, to proceed with planning a major professional sports complex, comprising two separate stadiums on the Camden Yards site.

Construction of the baseball park was contingent upon the Orioles signing a long term lease. The football stadium would be built, within the 85 acre site, only if the National Football League awards Baltimore a franchise to replace the departed Colts.

On May 2, 1988, the Orioles committed to that long term lease (15 years). In a dramatic pre-game announcement at Memorial Stadium that evening on "Fantastic Fans" Night, **Maryland Governor William Donald Schaefer** told a crowd in excess of 50,000 that the Orioles and the MSA had reached agreement that day that would bind the Orioles to Baltimore, at the very least, until 2006.

Among the fans there that night was a man who had made that agreement and the new ballpark possible. His name was **Edward Bennett Williams**. It would be the last time he would see his ballclub play.

The MSA began acquiring the property in the Camden Yards area soon after that, and in June '89 initiated the asbestos removal and demolition processes to clear the site for excavation and construction.

Camden Yards, A Brief History

The B & O Railroad, intent on reclaiming the trade that had made Baltimore the 2nd largest city in the country during the early 1820s, began in 1828 to build a rail line that would eventually extend to the Ohio Valley. It was a project they hoped would nullify the economic losses suffered by this area, as the result of competition from the Erie Canal which opened in 1825.

Progress was slow but steady...Steam locomotives replaced horses in 1832 and passenger service from Baltimore to Washington, out of Mt Clare Station now the site of the B&O Railroad Museum just a few blocks from Camden Yards, commenced in 1835. Twenty five years later, in 1852, when the construction of Camden Station began, the B & O's Ohio Valley line had reached Wheeling, WV...

The Camden depot was completed in 5 years and by that time freight facilities on the site just below Camden Street had also been opened. At the time of its dedication Camden Station was the largest of its kind in the world.

Since the B & O owned the only rail line to Washington, every U.S. president from 1857 to 1873 passed through Camden Station enroute to the Capital. In that period, trains arriving at other stations in Baltimore and bound for Washington had to be drawn by horse through the city to Camden Station (steam engines weren't allowed on the streets).

During the Civil War, Camden Yards reportedly served as an "underground railway" station transporting freed slaves to the north. In 1863, **President Abraham Lincoln** passed thru en route to Gettysburg to dedicate the battlefield cemetery. Two years later his funeral train stopped at Camden Yards where his casket was transferred to City Hall to lay in state for 4 hours before continuing the journey that would ultimately wind its way to Springfield, IL.

After the Civil War, the Camden section developed into a busy manufacturing area as well as a railroad center, and by the last decade of the 1890s business was booming. The Howard Street Tunnel which joined Mt Royal and Camden stations was finished in 1895, and in 1898 *The Warehouse* was built as part of a major expansion of the freight facilities.. The 8-story structure could handle 60 freight cars on one side, and 100 wagons on the other, all at the same time.

Camden Yards continued to prosper well into the 20th century, and the depot never looked better than in 1912 when the B&O spent one million dollars to spruce it up prior to the Democratic National Convention held in Baltimore that summer. It was during that convention that Woodrow Wilson was nominated on the 46th ballot.

After World War II, however, railroads gradually lost their supremacy with the rapid development of the airline industry and the construction of the interstate highway system. The baggage building adjacent to

RUTH'S CAFE

During the early 1900s (from 1906-1912) Babe Ruth's father operated Ruth's Cafe on the ground floor of the family residence, located at Conway Street & Little Paca. It was one of at least five saloons owned or managed by the elder Ruth (George Herman Sr.) at one time or other in this working class Camden area neighborhood. Nickel beer and 10 cent soup prepared by the Babe's mother at lunchtime were specialties of the house.

The significance of the house/saloon at 406 Conway Street is simply that it was located in what will soon be centerfield at the new downtown ballpark. A Frederick, MD archeological firm, Christopher Goodwin & Associates, with help from the Babe's 90-year old sister, Mary "Mamie" Ruth Moberly, located the remains of the house beneath the asphalt at the loading docks of the former B. Green Warehouse.

The Babe didn't spend a lot of time at the house actually. During that period he lived at St. Mary's Industrial School in West Baltimore where he was dispatched at the age of seven.

It was at St Mary's that he was ultimately signed to his first pro contract by Jack Dunn Sr in 1914. He made his professional debut with the International League Orioles soon after, but in July of that year his contract was sold to the Boston Red Sox, and the rest, as they say, is history.

NEW DOWNTOWN BALLPARK (cont)

the Station closed in '71, the warehouse in '74 and by '80 Camden Station handled only commuter trains between Baltimore and Washington. However, those commuter trains, operated by MARC, continue to run and will be an important element in the transportation system serving the new ballpark.

Camden Yards has played a significant role in Baltimore's history and in economic development over the last 125 years, serving first and foremost as a rail center, then for a time as a manufacturing and industrial park. Soon it will take on a new and exciting role, as the regional hub of major league baseball.

LAST TIME IT HAPPENED

Stealing Home: ORIOLES: **Lee Lacy**, Aug 28, '86, at Oakland (double steal with **Cal Ripken**)...OPPONENTS: **Marty Barrett**, Boston, June 16, '88 at Baltimore.

Hitting for the Cycle: ORIOLES: **Cal Ripken**, May 6, '84 vs Texas...OPPONENTS: **Mike Greenwell**, Boston, Sep 14, '88, at Boston.

Inside-the-Park Homer: ORIOLES: **Phil Bradley**, June 8, '90, vs New York (**Greg Caderet**)...OPPONENTS: **Mike Felder**, Milwaukee, Sep 26, '89, at Milwaukee (**Dave Johnson**).

Two-Homer Game: ORIOLES: **Cal Ripken**, Aug 3, '90 vs Kansas City...OPPONENTS: **Greg Briley**, Seattle, Aug 14, '90, at Seattle.

Three-Homer Game: ORIOLES: **Randy Milligan**, June 9, '90, vs New York...OPPONENTS: **Ernie Whitt**, Toronto, Sep 14, '87, at Toronto.

Grand Slam: ORIOLES: **Sam Horn**, Sep 14, '90, at Toronto (**Duane Ward**)...OPPONENTS: **Harold Reynolds**, Seattle, Sep 5, '90, at Baltimore (**Kevin Hickey**).

Leading off Game with Homer: ORIOLES: **Phil Bradley**, July 19, '90, vs Chicago (**Adam Peterson**)...OPPONENTS: **Roberto Kelly**, New York, Sep 25, '90, at New York (**Anthony Telford**).

Pinch-Hit Homer: ORIOLES: **Sam Horn**, Oct 1, '90, vs Toronto (**Duane Ward**)...OPPONENTS: **Carlos Baerga**, Cleveland, Aug 24, '90, at Baltimore (**Gregg Olson**).

Back-to-Back Homers: ORIOLES: **Sam Horn-Cal Ripken**, Aug 3, '90, vs Kansas City...OPPONENTS: **Matt Nokes-Kevin Maas**, New York, Aug 29, '90, at Baltimore.

Three Consecutive Homers, Club: ORIOLES: **Cal Ripken-Eddie Murray-Fred Lynn**, 8th inning, Sep 16, '85, at Detroit...OPPONENTS: **John Grubb-Matt Nokes-Bill Madlock**, Detroit, 9th inning, June 28, '87, at Detroit.

No-Hitter: See page 30.

Triple Play: See page 40.

Pitcher Batting: ORIOLES: Regular season-**Grant Jackson**, Oct 3, '72 at Cleveland (struck out)...Post-Season-**Scott McGregor**, Oct 16, '83 at Philadelphia (grounded out), WS Game #5...OPPONENTS: Regular season-**Catfish Hunter**, New York, Sep 5, '76 at Baltimore (fly out)...Post-Season-**Charlie Hudson**, Oct 16, '83 at Philadelphia (struck out), WS Game #5.

Pitcher Getting a Hit: ORIOLES: Regular Season-**Roric Harrison**, Oct 3, '72 at Cleveland (home run off **Ray Lamb**)...NOTE: that was last regular season home run hit by an American League pitcher...Post-Season-**Tim Stoddard**, Oct 13, '79 (rbi single off **Kent Tekulve**, 8th inning), WS Game #4...OPPONENTS: Regular Season-**Ray Lamb**, Oct 3, '72 at Cleveland (single off winning pitcher **Harrison**)...Post-Season-**John Denny**, Oct 15, '83 (rbi single off **Storm Davis**, 5th inning), WS Game #4.

NOTE: above 2 categories do not include pitchers as pinch or designated hitters.

ORIOLES ENSHRINED AT COOPERSTOWN

Jim Palmer, when he was selected to the Baseball Hall of Fame in 1990 (with **Joe Morgan**), became the 7th modern Oriole to be chosen, the 6th in the last 9 years...He was also the 3rd Oriole, along with **Frank** and **Brooks Robinson**, to be selected in his 1st year of eligibility...They are 3 of only 22 1st ballot electees (including **Rod Carew** in '91) among the 209 Hall of Fame members.

Jim polled 92.6% of the total vote (411 of 444 ballots cast), the highest percentage ever by an Oriole, and 2nd among Hall of Fame pitchers only to the legendary **Bob Feller** (93.75% in '62).

Jim, **Frank** and **Brooks** are the only three Hall of Famers wearing modern Orioles uniforms in their official busts/portraits.

Modern Orioles in Baseball Hall of Fame

Robin Roberts ('76, 87%)	George Kell ('83, VCS*)
Frank Robinson ('82, 89%)	Luis Aparicio ('84, 85%)
Brooks Robinson ('83, 92%)	Hoyt Wilhelm ('85, 84%)
Jim Palmer ('90, 93%)	

Fifteen others who played and/or managed for the Orioles during the Orioles' early days of Baltimore's rich baseball heritage are also enshrined in the Hall:

"Old" Orioles in Baseball Hall of Fame

Frank "Home Run" Baker	Hughie Jennings (ss)
Charles "Chief" Bender (rhp)	"Wee Willie" Keeler (of)
Roger Bresnahan (c)	Joe Kelley (of-if)
Dan Brouthers (1b)	"Rube" Marquard (lhp)
William "Candy" Cummings (rhp)	Joe "Iron Man" McGinnity (rhp)
Robert M. "Lefty" Grove (lhp)	John McGraw (mgr, 3b)
Roberts Hornsby (2b)	Wilbert Robinson (mgr, c)

George Herman "Babe" Ruth (of)

Three More: There are 3 additional Hall of Famers to have represented the Orioles though not as players: **George Weiss**, who immortalized himself as a general manager of the Yankees, served part of his apprenticeship as an International League Orioles general manager; the late **Luke Appling**, a legendary hitter/shortstop for the White Sox, coached one year under Birds' Manager **Billy Hitchcock**, and the late **Burleigh Grimes**, the famed spitball pitcher who won 270 games in the majors, scouted for the Orioles from '60 thru '71.

Notes: **John McGraw** had a .334 lifetime batting average in 16 big league seasons, but was elected to the Hall of Fame primarily because of his achievements as a manager...The same is true of his buddy, **Wilbert Robinson**. **Rube Marquard** pitched only 30 innings for the Orioles, all in '27.

Baltimore-born **Babe Ruth** signed his first pro contract with **Jack Dunn Sr** in '14, and made his debut with the Orioles (I.L.) that year as a pitcher...**Chief Bender** was based in Baltimore twice...He pitched both for the '27 Orioles (g-18, w-6, l-3) and the '15 Baltimore Terrapins (w-4, l-16) in the ill-fated Federal League.

Other native Marylanders in the Hall of Fame include "**Home Run**" **Baker** (Trappe), **Grove** (Lonaconing), and 3 others who never played for the Orioles: **Jimmie Foxx** (Sudlersville), **Judy Johnson** (Snow Hill) and **Al Kaline** (Balmer).

THE ORIOLES HALL OF FAME

The newest member of the Orioles Hall of Fame is a former righthanded pitcher named **H. Harold "Skinny" Brown** (whatever you do, don't call him by his given 1st name, Hector). He pitched 8 years for the Orioles from '55 to '62, and at the time he was traded to the Yankees, was 2nd only to **Milt Pappas**, in lifetime victories for the Birds.

Though there were pitchers with better arms on the Orioles staff during his tenure here, there were none who were grittier, smarter, or exhibited better control. **Skinny**, acquired by **Paul Richards** from the Pacific Coast League, was 62-48 for the O's.

He spent most of his time in Baltimore while the club was building for the future, when victories were hard to come by, but during the Birds'

ORIOLES HALL OF FAME (Cont)

1st 2 winning seasons ('60 and '61), he was one of their biggest arms (12-5 in '60 and 10-6 in '61). He also served as a highly respected mentor to the "Kiddie Korps," the flock of youngsters who pitched for Richards in the late fifties.

In '61, the then 36-year old veteran set an Orioles record that remains a standard for one season, 36 consecutive scoreless innings. He is also one of 5 Orioles pitchers to have recorded 3 straight complete game shutouts.

There were many other highlights as well. Like the day in '55 he pitched an 8-inning no-hitter against the Indians, striking out 10 along the way. That effort doesn't appear in the record books because he came into the game in relief of starter **Bill Wight** who had given up 5 runs without retiring a batter in the opening inning. The Indians ultimately won the game, 5-1, behind their ace of that day, **Herb Score**.

In a '61 game against the Yankees, Brown gave up a 1st inning home run to **Mickey Mantle** then no-hit the Bombers the rest of the way to win, 4-1. In '57, he was one of 4 Orioles starters (**Billy Loes**, **Connie Johnson** and **Ray Moore**) who collaborate to throw 4 straight complete game shutouts to tie an AL record (since broken by the '74 O's who stretched the record to 5).

In his '52 big league debut with the White Sox, Brown not only defeated Hall of Famer **Bob Feller**, he homered off him as well.

He still ranks 11th on the Birds' all-time win list and 10th in innings pitched. During his entire career with the the Red Sox Yankees and Cubs as well as the Orioles and White Sox, Brown issued only 389 bases on balls in 1,681 innings, an average of just over 2 per 9 innings.

Brownie, 66, still lives in Greensboro, NC with his wife, **Maxine**, where he remains active as a partner in the McBrane-Brown Fuel Oil Company.

The newest Orioles Hall of Famer was chosen by the veterans committee, a group of 16 senior representatives from the sports media, the Oriole Advocates and the Orioles front office. To be eligible for veterans committee selection, the candidate must have ceased serving in the capacity of consideration for at least 20 years.

The veterans committee was formed in '89 in an effort to offset any injustices inflicted on those who might have been passed over unfairly by voters not familiar with the extend of their contributions to the Orioles. Three others had earlier gained admission to the Orioles Hall of Fame by the veterans vote: **Stu Miller**, **Jim Gentile** and **Hank Bauer**.

The regular Orioles Hall of Famer vote by a constituency of some 80 sports media, Oriole Advocate and Orioles front office personnel produced no winners this year.

The election procedures in both elections are based on those used by the National Baseball Hall of Fame, requiring mention on 75% of ballots cast. Candidates, to be eligible for either selection process, must have served a minimum of 3 full years with the Orioles.

To be eligible for the regular election a player, manager or coach must have ceased serving in the position for which he was nominated for at least one year.

Orioles Hall of Fame Members

Brooks Robinson, 3b ('77)	Milt Pappas, rhp ('85)
Frank Robinson, of ('77)	Jim Palmer, rhp, ('86)
Dave McNally, lhp ('78)	Ken Singleton, of ('86)
Boog Powell, lhp ('79)	Al Bumbry, of ('87)
Gus Triandos, c ('81)	Steve Barber, lhp ('88)
Luis Aparicio, ss ('82)	Jim Gentile, 1b ('89)
Mike Cuellar, lhp ('82)	Stu Miller, rhp ('89)
Mark Belanger, ss ('83)	Dick Hall, rhp ('89)
Earl Weaver, mgr ('83)	Hank Bauer, mgr ('90)
Paul Blair, of ('84)	Scott McGregor, lhp ('90)
Paul Richards, mgr ('84)	Hal Brown, rhp ('91)

The Orioles Hall of Fame was conceived in '77 by the Oriole Advocates at the suggestion of two former past presidents, **Allen Barrett** and **Jack Buckley**, both of whom have passed away in recent years...The Advocates continue to administer the annual elections, this year under the direction of Hall of Fame Committee chairman **Dan March**.

ORIOLE ADVOCATES

The Oriole Advocates, Inc is a unique non-profit organization, dedicated to promoting and stimulating interest in the game of baseball at both the amateur and professional levels. Founded in July, 1960, the Advocates celebrated their 30th anniversary last year.

Membership comprises some 75 men and women, drawn from a broad cross-section in the Baltimore area.

Through the years, the Advocates have made substantial financial donations to worthy causes, primarily to baseball-oriented youth organizations; have played a key role in the restoration of **Babe Ruth's** birthplace at 216 Emory Street and its conversion into the Babe Ruth/Baseball Center and in 1977, established the Orioles Hall of Fame (see page 108).

The organization has also served as an essential right arm to the Orioles' Public Relations and Marketing Departments. In that connection, the Advocates initiated the popular "Junior Orioles" program (low cost tickets for kids) back in 1963, then administered it for 25 years. Membership in that program rose from 75 youngsters the first year to a record 20,000 in 1977.

The "Junior Orioles" Program in recent years has evolved into the "Baltimore Sun Fantastic Fans Club" (see page 14), but the Advocates continue to play a dominant role in its operation. The Advocates also serve as distributors of Orioles souvenirs on "giveaway" days at the ballpark, assuring that all eligible fans get the items to which they are entitled.

The Oriole Advocates don't get paid for anything they do. They are all volunteers, constantly demonstrating the importance of competence and dedication whenever there is a job to be done.

1991 Officers: President—**Frederick S. Goodwin**...First Vice President—**J. Thomas Hessenauer**...Second Vice President—**James R. Hedrick**...Treasurer—**Joseph N. Karey**...Immediate Past President—**Robert V. Bates, DDS**...Board of Directors: **Burke L. Barrett**, **Angela M. Reaves**, **John Van Pelt**.

Major Committee Chairman: Fantastic Fans Club—**Robert M. Blatchley**...Membership—**Charles D. Lippy**...Orioles Hall of Fame—**Daniel J. March**...Game Operations—**Lawrence G. Martin**.

ORIOLES "DESIGNATED HITTERS"

The Orioles "Designated Hitters" are a group of volunteers, business men and women from the Baltimore-Washington areas, who sell Orioles season tickets on the club's behalf. This year marks the 12th year for the highly successful DHs.

The organization was created in 1980, and in its first five years of operation, the Orioles' season ticket sales ballooned by over 700%, from 1,623 to 11,738 in 1984. Last year's season ticket total of 15,024 marked an all-time high.

To qualify for membership in the "Designated Hitters," candidates must meet demanding sales minimums according to a formula based on a blend of new sales and renewals, and everyone must requalify each year.

In '90, the leading sales person was **Gordon Kennard**. All qualifiers are eligible for the annual spring junket to Florida while the Orioles are training. Then, during the season, leading DHs will qualify for baseball trips to Seattle, Chicago, and Minneapolis.

Patterned after the Kansas City Royals' highly successful "Royal Lancers," the "Designated Hitters" organization was actually founded in September, 1979, by then Baltimore City Mayor **William Donald Schaefer** and a select group of Baltimoreans working closely with the Orioles' front office.

The concept was to attract people from the business community to serve as the ballclub's principal season ticket sales representatives. The results have been dramatic.

Along with former Mayor (now Governor) **Schaefer**, the "founding fathers" of the "Designated Hitters" included: **Owen Daly**, **Bill Beasman** and **Chris Hartman**; the Orioles' Vice President for Business Affairs **Bob**

ORIOLES DESIGNATED HITTERS (Cont)

Aylward; Vice President of Sales **Lou Michaleson**, and former club Vice President **Al Harazin**, now senior vice president for the New York Mets.

The "DHs" have their own officers and board of directors, as well as an active social program. The "DH" Board: **Bill Michael**, President, **John Augsberg**, **Greg Diethorn**, **Mike Duvall**, **Jack Hughes**, **Lou Hurwitz**, **Natalia Leimkuhler**, **Sally McGraw** and **Dev Slingluff**

The Orioles season ticket sales figures for the past 12 years: '79-1,622, '80- 4,018... '81-5,215... '82-5,430... '83-6,061... '84- 11,738... '85-11,707... '86-11,145... '87-10,512... '88-10,082... '89-10,849... '90-15,024

BALTIMORE & WASHINGTON CHAPTERS BASEBALL WRITERS ASSOCIATION OF AMERICA

PETER SCHMUCK, Morning Sun, Chairman

MEL ANTONEN , USA Today	MICK HELLER , Washington Times
PAUL ATTNER , The Sporting News	JIM HENNEMAN , Evening Sun
KENT BAKER , Baltimore Sun	MARK HYMAN , Morning Sun
STEVE BERKOWITZ , Wash'ngt'n Post	PHIL JACKMAN , Evening Sun
TOM BOSWELL , Washington Post	RICHARD JUSTICE , Wash'ngt'n Post
JOHN DELCOS , York Daily Record	MARTY KAISER* , Morning Sun
JOHN EISENBERG , Baltimore Sun	MIKE LITWIN , Morning Sun
BOB FACHET , Washington Post	JACK MANN , Evening Sun
JACK GIBBONS* , Evening Sun	DON MARKUS , Morning Sun
BILL GILDEA , Washington Post	MARK MASKE , Washington Post
DAVID GINSBERG , AP	KEN ROSENTHAL , Evening Sun
ALAN GOLDSTEIN , Morning Sun	JOHN STEADMAN , Evening Sun
DICK HELLER , Washington Times	BILL TANTON , Evening Sun
	TOM WEIR , USA Today

*Sports Editor

HONORARY MEMBERS

LEW ATCHISON	JIM ELLIOT	KEN NIGRO
GORDON BEARD	BOB MAISEL	MORRIS SIEGEL
DOUG BROWN	GEORGE MINOT	MARTIE ZAD

PRINCIPAL RADIO-TELEVISION

SPORTS COMMENTATORS

BALTIMORE

TELEVISION: WMAR (Ch 2)-**SCOTT GARCEAU** (SD), **KEITH MILLS** and **JACK DAWSON**...WBAL (Ch 11)-**VINCE BAGLI** (SD), **GERRY SANDUSKY** and **BUTCH ALSANDOR**...WJZ (Ch 13)-**JOHN BUREN** (SD) and **CHRIS ELY**.

RADIO: WBAL (1090)-**JEFF RIMER** (SD), **REX BARNEY** and **JIM WEST**...WCAO (600)-**BOB BARTEL** (SD) and **STAN CHARLES**...WQSR-FM (105.7)-**TOM DAVIS**...WPOC-FM (93.1)-**TED PATTERSON** (SD).

AREA

TELEVISION: Washington: WUSA (Ch 9)-**GLENN BRENNER** (SD) and **KEN MEASE**...WRC (Ch 4)-**GEORGE MICHAEL** (SD) and **TOOD WHITTORNE**...WJLA (Ch 7)-**FRANK HERZOG** (SD)...WTTG (Ch 5)-**STEVE BUCKHANTZ** (SD) and **NATHAN ROBERTS**.

RADIO: Washington: WTOP (1500)-**VINCE DeLISI** (SD) and **DAVE JOHNSON**...WMAL (630)-**KEN BEATRICE** (SD) and **JOHNNY HOLLIDAY**...WHUR-FM (96.3)-**GREG MOSSO** and **GLENN HARRIS**...York, PA: WSBA (910)-**CLINT HART** and **ROSS KLAUVANS**.

PHIL ITZOE WINS 1ST ANNUAL DAVIDSON AWARD

Last December **Phil Itzoe**, the Orioles man of a thousand nicknames who is sometimes known as "Mr. Itozi," "Mr. Itzmoe," and Mr. "Pfoutlie," to name only a few of his aliases, won the 1st annual **Donald Davidson Award** as the major leagues' outstanding traveling secretary for 1990.

It is a distinction he has held unofficially for something like 23 consecutive years ever since he assumed that position for the Orioles in 1968.

The award was named in honor of the late Braves and Astros official who served a long tour of duty as a road secretary during a baseball front office career that spanned 6 decades.

112

ORIOLES PLAY-BY-PLAY BROADCASTS

Announcers/Flagship Stations:

WMAR Television (Ch 2)

Jon Miller, Jim Palmer and Brooks Robinson

HOME TEAM SPORTS (Cable)

Mel Proctor, John Lowenstein, Tom Davis, Rex Barney

WBAL Radio (1090 AM)

Jon Miller, Ken Levine and Chuck Thompson

WMAR will carry Orioles Baseball for the 13th consecutive year...A 9-station television network will supplement WMAR, carrying major portions of the 53-game schedule (inc 50 regular season) into an area encompassing 4 states and the District of Columbia:

Fl Myers, FL	W07BR	Raleigh-Durham, NC	WYED (17)
Greensboro, NC	WGTT (48)	Rocky Mount, NC	WFBE (47)
Lynchburg, VA	WJPR (21)	Sallsbury, MD	WMDT (47)
Orlando-Daytona-Melbourne, FL	WAYK (56)	Sarasota, FL	W24AT
		Washington, DC	WDCA (20)

HOME TEAM SPORTS is available to cable systems in the 6-state "Capital Region" (all of Maryland, Virginia, Delaware and DC and parts of North Carolina, West Virginia and Pennsylvania).

HTS, owned and operated by Group W Satellite Communications, will televise 90 Orioles games this year including 5 spring training exhibitions (Mar 11, 20, 21, 24, Apr 1), 66 home games and 19 on the road.

HTS also televises Caps Hockey and Bullets Basketball, plus many more major professional, collegiate and high school events of both national and regional interest.

WBAL RADIO will originate Orioles games for the 4th straight year under the current contract, and for the 25th time in the Birds' 38 Baltimore seasons...WBAL also carried the O's from '57 thru '78.

Baseball fans throughout much of Birdland and beyond will again be able to hear Orioles games on 2 powerful 50,000 watt am stations—WBAL Baltimore and WTOP (1500) in Washington. The rest of the 29-station network will service local markets within the Orioles' drawing area.

ORIOLES 1991 RADIO NETWORK

Delaware		Pennsylvania	
Newark.....	WNRK-AM (1260)	Carlisle.....	WIOO-AM (1000)
		Chambersburg.....	WCHA-AM (800)
District of Columbia		Elizabethtown.....	WPDC-AM (1600)
Washington.....	WTOP-AM (1500)	Hanover.....	WHVR-AM (1280)
		Lancaster.....	WLPA-AM (1490)
Maryland		Lebanon.....	WLBR-AM (1270)
Aberdeen.....	WAMD-AM (970)	York.....	WSBA-AM (910)
Annapolis.....	WNAV-AM (1430)	Virginia	
Baltimore.....	WBAL-AM (1090)	Charlottesville.....	WKAV-AM (1400)
Cambridge.....	WCHEM-FM (106.3)	Hopewell.....	WHAP-AM (1340)
Cumberland.....	WTBO-AM (1450)	Leesburg.....	WAGE-AM (1200)
Frederick.....	WFMD-AM (930)	Lynchburg.....	WLVA-AM (590)
Hagerstown.....	WARK-AM (1490)	Virginia Beach.....	WGH-AM (1310)
Lexington Park.....	WPTX-AM (920)	Winchester.....	WINC-AM (1400)
Ocean City.....	WETT-AM (1590)	West Virginia	
Pocomoke City.....	WDMV-AM (540)	Charles Town.....	WXVA-AM (1550)
Salisbury.....	WLWV-AM (960)	Martinsburg.....	WEPM-AM (1340)
Westminster.....	WTTR-AM (1470)		

REX BARNEY

The one-time Dodger righthander, who has served as the Orioles' public address announcer since the early seventies, is now in his 8th season with Home Team Sports. He also does a daily report on WBAL-AM, the club's flagship radio station.

Rex pitched for the Dodgers in Brooklyn for 6 seasons ('43, '46-'50) before they moved west, and was inducted into the Brooklyn Dodgers Hall of Fame in June '89.

He made his major league debut in '43 just before being called into military service...After 3 years in the US Army, much of it spent in the European theatre, he returned to the National League in '46 and went on to compile a 35-31 career record.

113

ANNOUNCERS (Cont)

In '48, his best season, Rex went 15-13, pitched 246.2 innings, yielded only 193 hits, walked 122 and fanned 138. He had a 3.10 era that year appeared in 44 games, started 34 and complete 12. The highlight of the season was a no-hitter against the hated Giants at the Polo Grounds on Sep 9.

He began his broadcasting career in '52 in New York, was a play-by-play announcer for Mutual Radio's "Game of the Day" from '55 to '57, and also did games in the New York area for WOR-TV. A native of Omaha, Rex has lived in the Baltimore area since 1964 and currently resides just a few blocks from Memorial Stadium.

TOM DAVIS

Baltimore native Tom Davis has been with Home Team Sports since '84, the station's first season on the air...He hosts the Orioles pre and post-game shows, and provides in game interviews and score updates as well as "The Orioles Report." In between, he munches on a hot dog or two and on any other goodies that friends and fans bring to the ballpark for this well known gourmand's enjoyment.

The 43-year old Davis has been a sportscaster in Baltimore for 20 years, and is a 5-time winner of the Maryland Sportscaster of the Year Award ('78, '84, '85, '89 & '90).

Tom's assignments for HTS have included play-by-play for the O's and college basketball, as well as coverage of hockey, boxing and Redskins football. He also serves as a host on HTS talk & interview shows.

He has gained national exposure doing NFL radio play-by-play and sideline reporting for NBC radio and television, ABC-TV and the Mutual Broadcasting System.

He currently does a morning sport show with WQSR-AM (105.7)... Since beginning his professional career with WBAL Radio in '71, Tom has also worked for WJZ-TV, WBAL-TV and WCBM Radio.

A Calvert Hall and University of Baltimore graduate, Tom lives in Baltimore County with his wife, **Linda**, and children **Malinda** and **Tad**.

KEN LEVINE

An award-winning scriptwriter, this is Ken Levine's 1st season on the Orioles' radio broadcast team. Levine succeeds **Joe Angel** who accepted a position to call games on radio for the New York Yankees.

Ken, 40, comes to the Orioles after an interesting 3 seasons doing minor league baseball (Syracuse in '88 and Tidewater in '89 and '90) in the International League. He also filled in on California Angels radio broadcasts in '90 and for the Toronto Blue Jays in '89 and '90.

Ken decided to pursue a broadcasting career after he had already established himself with writing credits on such television shows as "M*A*S*H" and "Cheers."

In 1975, his scriptwriting career took root with a story for "The Jeffersons." In his career, he has received nominations for 5 Emmy Awards and 6 Writers Guild Awards. He won each award for an episode of "Cheers" in '82.

In addition, Ken currently writes for "Wings" and serves as a contributing writer on "The Simpsons." Aside from his television-writing proficiency, in '85, Ken was a co-writer of the movie "Volunteers," with **Tom Hanks**, and was a non-credited co-writer (re-write) of the hit movie *Jewel of the Nile* with **Michael Douglas**, **Kathleen Turner**, and **Danny DeVito**.

Ken's broadcasting career began while he was a student at UCLA, doing Bruins sports on radio in Los Angeles, '68-'72. He was a disc jockey between '71-'74, following his graduation, before turning his attention to script writing.

He was born, grew up and still lives in Los Angeles...He and his wife **Deborah** have 2 children: **Matthew** and **Diana**.

JOHN LOWENSTEIN

Former Orioles outfielder John Lowenstein has been doing color on Home Team Sports' baseball broadcasts for the last 7 years. He played his last game for the O's on May 4, '85, and before the month was out began his television career two flights up in the HTS broadcast booth.

John's major league career began in 1970 with the Cleveland Indians and spanned 16 seasons with 3 American League clubs, the last 7 in Baltimore.

"Brother Lo," as he was known affectionately during his playing days was a key member of the Orioles' "leftfield combine" in '82 and '83 along with **Gary Roenicke** and to a lesser degree **Benny Ayala**. In '82 O's leftfielders combined for a .283 average (608-172), 41 homers and 123 rbi and the following year, the world championship season, .292 (612-179), 35 homers and 131 rbi.

His most memorable hit in an Orioles uniform was a game ending homer (10th inning) in the first game of the 1979 ALCS off the Angels' **John Montague**.

John was born and grew up in Wolf Point, Montana (1/27/47), but he and his wife, **Barbara**, now live in Las Vegas and Baltimore.

YEAR CLUB	AVG.	G	AB	R	H	2B	3B	HR	RBI	BB	SO	SB	CS	HP
1968 Waterbury-1	.000	3	2	0	0	0	0	0	0	1	1	0	0	0
Reno	.328	48	164	22	53	8	2	7	38	22	42	8	3	1
1969 Reno	.284	26	67	7	19	4	2	1	11	11	13	5	1	1
1970 Wichita	.295	108	369	69	109	15	6	18	52	59	64	10	10	3
Cleveland	.256	17	43	3	11	3	1	1	6	1	9	1	0	0
1971 Wichita	.320	37	125	27	40	8	0	8	24	24	30	4	3	2
Cleveland	.186	58	140	15	26	5	0	4	9	16	28	1	5	0
1972 Cleveland	.212	68	151	16	32	8	1	6	40	23	5	3	0	0
1973 Cleveland	.292	98	305	42	89	16	1	6	48	53	85	36	17	2
1974 Cleveland	.242	140	508	65	123	14	2	8	33	28	28	15	10	0
1975 Cleveland	.242	91	265	37	64	5	1	12	33	28	25	11	8	0
1976 Cleveland-2	.205	93	229	33	47	8	2	2	14	25	35	1	8	0
1977 Cleveland-3	.242	81	149	24	36	6	1	4	12	21	29	1	8	0
1978 Texas-4	.222	77	176	28	39	8	3	5	21	37	29	16	4	1
1979 Baltimore	.254	97	197	33	50	8	2	11	34	30	37	16	4	0
1980 Baltimore	.311	104	196	38	61	8	0	4	27	32	29	7	6	1
1981 Baltimore	.249	83	189	19	47	7	0	6	20	22	32	7	3	0
1982 Baltimore	.320	122	322	69	103	15	2	24	66	54	59	7	6	1
1983 Baltimore	.281	122	310	52	87	13	2	15	60	49	55	2	1	1
1984 Baltimore	.237	105	270	34	64	13	0	8	28	33	54	1	0	0
1985 Baltimore	.077	12	26	0	2	0	0	0	2	3	3	0	0	0
M.L. Totals	.253	1368	3476	510	881	137	18	116	441	446	596	128	78	9

GWRBI: 79.3, 80.5, 81.4, 82.9, 83.9, 84.3, 85.1 Total 34

1- Selected by Cleveland organization in June 68 free agent draft (18th round regular phase) Signed on 6/13/68

2- Acquired by Toronto Blue Jays from Cleveland in deal for outfielder Rico Carty on 12/6/76 Reacquired by Indians from Blue Jays in deal for infielder Hector Torres on 3/28/77

3- Acquired by Texas Rangers from Blue Jays in deal for outfielder Willie Horton and pitcher David Clyde on 2/28/78

4- Contract purchased by Orioles from Texas for \$20,000 waiver price on 11/27/78

League Championship Series Record

YEAR CLUB	AVG.	G	AB	R	H	2B	3B	HR	RBI	BB	SO	SB	CS	HP
1979 Bal vs Cal	.167	4	6	2	1	0	0	1	3	2	2	0	0	0
1983 Bal vs Chi	.167	2	6	0	1	1	0	0	2	1	2	0	0	0
L.C.S. Totals	.167	6	12	2	2	1	0	1	5	3	4	0	0	0

World Series Record

YEAR CLUB	AVG.	G	AB	R	H	2B	3B	HR	RBI	BB	SO	SB	CS	HP
1979 Bal vs Pit.	.231	6	13	2	3	1	0	0	3	1	3	0	0	0
1983 Bal vs Phil	.385	4	13	2	5	1	0	1	1	0	3	0	0	0
W.S. Totals	.308	10	26	4	8	2	0	1	4	1	6	0	0	0

JON MILLER

One of baseball's best announcers, Jon is also one of the game's most versatile. Not only will he do play-by-play for the Orioles on WBAL radio and national games on ESPN, he has also joined **Jim Palmer** and **Brooks Robinson** on the Orioles WMAR-TV network.

Jon's ability is anything but a secret around the country. This will be his 6th season of regular nationwide exposure, including 4 seasons of play-by-play on NBC-TV's Saturday afternoon coverage and '90-91 on ESPN.

He further enhanced his national reputation by winning an ACE Award, emblematic of cable television excellence, in award ceremonies held in early January at Los Angeles. He was chosen for his play-by-play work last year on ESPN Sunday Night Baseball. Palmer was also nominated, for his role as an analyst on ESPN's Friday night games.

ANNOUNCERS (Cont)

In 1991, Jon will work with **Ken Levine** in the radio booth. In 8 previous seasons here, he has shared the mike with **Tom Marr**, **Jack Wiers**, **Joe Angel**, **Chuck Thompson**, and **Charlie Slowes**.

His major league baseball experience includes three years as radio play-by-play announcer for the Boston Red Sox ('80-'82), radio and television with the Texas Rangers in '78 and '79 and with the Oakland A's in '74. He broadcast his first major league game at age 22 with the Athletics.

Jon has had an extensive background in basketball, soccer, and hockey during his 18 years in broadcasting. He did 10-15 games a season for the NBA's Golden State Warriors from 1979-82 and prior to that, was the voice of University of San Francisco basketball for 5 years. He has also done Major Indoor Soccer League (MISL) games for the San Jose Earthquakes and did both television and radio for the Washington Diplomats of the North American Soccer League in '77. He broadcast soccer play-by-play for the CBS, TVS and Satelcast networks.

A renowned mimic, Jon convincingly imitates such outstanding baseball announcers as **Al Michaels**, **Vin Scully**, and **Chuck Thompson** during breaks in the action (rain delays, etc.), or on the banquet circuit.

In '86, he was named "Baltimore's Best Radio Sportscaster" by Baltimore Magazine and "Best Play-by-Play Broadcaster" by Washington Magazine.

A native of the San Francisco Bay area, Jon now lives in Cockeysville, MD with his wife, **Janine**, and their children **Michelle**, **Holly**, **Emilie**, and **Alexander**.

JIM PALMER

At the 11th hour Jim accepted an invitation from the Orioles to come to spring camp as a non-roster player. If he should make the 25-man cut, he would, of course become the 1st Hall of Famer ever to make a successful comeback

1990, Big Year for the Palmers: Jim reached the pinnacle of his baseball career when he was elected to baseball's Hall of Fame on the 1st ballot in January, '90, and received a higher percentage of votes (411 out of 444 ballots cast, or 92.5 per cent) than any pitcher except Bob Feller (93.75 per cent). See page 108 for more on Hall of Fame.

It was an exceptional year all-around for the 45-year old Hall of Famer who married the former **Joni Pearlstone** on Apr 7 and later received a nomination for an ACE award, cable television's reward for excellence, for his work as an analyst on ESPN's Friday Night Baseball.

Broadcasting: In 1991, Jim will return to the role of color commentator sharing the duties with **Brooks Robinson**. Jim and Brooks were teammates on the O's for the better part of 13 years ('65-'77); both their uniform numbers were retired; both played their entire careers with the Orioles and, of course, both were elected to the Baseball Hall of Fame in their 1st year of eligibility (Brooks in '83).

Jim had done play-by-play occasionally for Home Team Sports and in '89 and '90 for the Orioles Television Network. He had 13 years experience as an analyst on ABC-TV (ending in '89) and on ESPN in '90.

The Orioles and Detroit Tigers (**George Kell** and **Al Kaline**) have baseball's only Hall of Fame announcing crews.

Pitching Distinctions: Unquestionably, the finest pitcher in the Orioles' 36-year history, Jim holds many club records including most wins (268), losses (152), games (558), innings (3947.2), shutouts (53), complete games (211), strikeouts (2212), and walks (1311).

He won 20 games 8 times, earned 3 Cy Young Awards, went the route to win the pennant-clinching game 4 times ('66, '69, '70, '71), and was 8-3 in post-season play while pitching for the O's over a span of 20 years ('65 thru '84).

During his entire career, he never gave up a major league grand slam home run in regular or post-season play (little known fact: **Johnny Bench** hit one off him in the International League during Jim's brief stint with Rochester in '67, and **Freddie Patek** hit a no-counter in an exhibition game for the Royals at Ft Myers, FL).

116

Last Hurrah: Made his final start, at Chicago, Apr. 23, '84, but did not get a decision. Pitched in his last game as an Oriole, in relief, at Memorial Stadium on May 12, '84 against Oakland, but again was not a pitcher of record...His final career victory was in game #3 of the '83 World Series at Philadelphia (see post-season below). Earned his 268th and last regular season win on Sep 30, '83, a 3-2 win over the Yankees at Baltimore in the 2nd game of a doubleheader.

Lifetime Victories/20-Win Seasons: Jim ranks 27th on the all-time list in victories...He is one of only 3 pitchers in the 90-year history of the A.L. to have won 20 or more games in 8 or more seasons along with **Lefty Grove** (8, last time in '35) and **Walter Johnson** (12, last time in '25). The last major leaguer to do it was **Warren Spahn** (13 times, the last in '63).

Only 6 who have worked exclusively in the 20th century have won 20 or more 8 times, and in the entire history of the major leagues, Jim is one of only 16. He put that string together over a 9-year period from '70 thru '78 (was 7-12 in '74). He was 176-97 with a 2.54 era during that 9-season stretch.

Earned Run Average: His 2.8568 era is 4th on the all-time list, since era became an official statistic ('12 in NL and '13 in AL) among pitchers with 3,000 or more innings, behind: (1) **Walter Johnson**-2.37; (2) **Grover C. Alexander**-2.56; and (3) **Whitey Ford** -2.74. He ranks just ahead of #5 **Tom Seaver** (2.8626)...He twice led the league ('73 & '75), and was in the loop's "top 5" 10 times.

Pennant Clinchers: He went the route to win the games that clinched the O's 1st 4 pennants ('66, '69, '70, '71)...Since then, **Scott McGregor** ('79) and **Tippy Martinez** ('83) have joined him.

Post-Season: His overall record in 17 post-season appearances, including 15 starts, was 8-3 with a 2.61 era (ip-124.1, er-36).

In '66, he became the youngest ever to pitch a World Series shutout when, at the age of 20 years-11 months-21 days, he blanked the Dodgers' **Sandy Koufax**, 6-0, on 4 hits (LA made 6 errors) in game #2 at Dodger Stadium...That was Koufax' final major league appearance.

In '83 Jim became the 1st (and remains the only) pitcher in history to have won a World Series game in each of 3 decades...In that game (#3 at Philadelphia), he bested **Steve Carlton** after hurling 2 scoreless innings in relief of **Mike Flanagan**.

He is tied for 2nd (with 5 others) with 4 LCS victories. Oakland's **Dave Stewart** took over the lead with his 5th win in '90. Jim holds the record by himself for most LCS complete games (5)...He and **Nolan Ryan** are tied for most career LCS strikeouts (46), while he and former teammate **Mike Cuellar** have walked the most in ALCS competition (19).

Cy Youngs: Jim is one of only 4 to have won as many as 3 Cy Youngs ('73, '75, '76)...**Steve Carlton** won 4 and both **Seaver** and **Koufax** earned 3...The award has been presented since '56, with individual league awards beginning in '67...Jim, **Koufax**, **Denny McLain**, and **Roger Clemens** are the only ones to have earned the award in consecutive seasons.

Personal: He has been an activist on behalf of the Cystic Fibrosis Research Foundation for nearly 2 decades, serving much of that time as its national sports chairman...He has been the sports representative for Jockey Underwear since the spring of '80...In '83, he was the sports recipient of the American Image Award, sponsored by the Male Apparel Industry and the Men's Fashion Association of America. Born 10/15/45 in New York City, Jim attended both Arizona State and Towson State Universities...He has 2 daughters, **Jamie Michelle** (11/16/66) and **Kelly Christina** (6/5/69).

ALL-STAR GAME RECORD

YEAR CLUB	W-L	ERA	G	GS	CG	SHO	SV	IP	H	R	ER	BB	SO
1970 A.L. Cin	0-0	0.00	1	1	0	0	0	3	1	0	0	1	3
1971 A.L. Det	0-0	0.00	1	0	0	0	0	2	1	0	0	0	2
1972 A.L. Atl	0-0	0.00	1	1	0	0	0	3	1	0	0	1	2
1975 A.L. Mil	(selected, did not appear)												
1977 A.L. NY Y	0-1	22.50	1	1	0	0	0	2	5	5	5	1	3
1978 A.L. SD	0-0	10.13	1	1	0	0	0	2.2	3	3	3	4	4
ASG Totals	0-1	5.68	5	4	0	0	0	12.2	11	8	8	7	14

117

ANNOUNCERS (Cont)

YEAR CLUB	W-L	ERA	G	GS	CG	SHO	SV	IP	H	R	ER	BB	SO
1964 Aberdeen—1	11-3	2.51	19	19	9	4	—	129	75	42	36	120	17
1965 Baltimore	5-4	3.72	27	6	0	0	—	92	75	49	38	56	16
1966 Baltimore	15-10	3.46	30	30	6	0	—	208.1	176	83	80	81	16
1967 Baltimore	3-1	2.94	9	9	2	1	—	49	34	18	16	21	12
Rochester	0-0	11.57	2	2	0	0	—	7	12	9	9	5	1
Miami	1-1	2.00	5	5	0	0	—	27	20	6	6	10	16
1968 Elmira	0-2	4.32	6	6	0	0	—	25	18	13	12	19	18
Rochester	0-0	13.50	2	2	0	0	—	4	4	6	6	8	1
Miami	0-0	0.00	2	2	0	0	—	8	4	2	0	9	1
1969 Baltimore	16-4	2.34	26	23	11	6	0	181	131	48	47	64	12
1970 Baltimore	20-10	2.71	39	39	17	15	0	*305	263	96	92	100	18
1971 Baltimore	20-9	2.68	37	37	20	3	0	282	231	94	84	106	16
1972 Baltimore	21-10	2.07	36	36	18	3	0	274.1	219	73	63	70	16
1973 Baltimore	22-9	*2.40	38	37	19	6	1	296	225	86	79	113	18
1974 Baltimore	7-12	3.27	26	26	5	2	0	179	176	78	65	89	14
1975 Baltimore	*23-11	*2.09	39	38	25	*10	1	323	253	87	75	80	12
1976 Baltimore	*22-13	2.51	40	*40	23	6	0	*315	255	101	88	84	12
1977 Baltimore	120-11	2.91	39	*39	†22	3	0	*319	263	106	103	99	16
1978 Baltimore	21-12	2.42	38	38	19	6	0	*296	246	94	81	97	18
1979 Baltimore	10-6	3.29	23	22	7	0	0	156	144	66	57	43	17
1980 Baltimore	16-10	3.98	34	33	4	0	0	224	238	108	99	74	18
1981 Baltimore	7-8	3.75	22	22	5	0	0	127	117	60	53	46	16
1982 Baltimore	15-5	3.13	36	32	8	2	1	227	195	85	79	83	10
1983 Baltimore	5-4	4.23	14	11	0	0	0	76.2	86	42	36	19	14
Hagerstown—2	2-0	3.46	2	2	0	0	0	13	13	6	5	2	1
1984 Baltimore—3	0-3	9.17	5	3	0	0	0	17.2	22	19	18	2	1
M.L. Totals	268-152	2.86	558	521	211	53	3	3948	3349	1395	1253	1311	221

* Led League † Tied for League Lead

1—Signed by Orioles organization as free agent on 8/13/63

2—On rehabilitation assignment, 8/6-12, '83

3—released unconditionally 5/23/84.

AMERICAN LEAGUE CHAMPIONSHIP SERIES RECORD

YEAR CLUB	W-L	ERA	G	GS	CG	SHO	SV	IP	H	R	ER	BB	SO
1969 Bal vs. Min	1-0	2.00	1	1	1	0	0	9	10	2	2	2	4
1970 Bal vs. Min	1-0	1.00	1	1	1	0	0	9	7	1	2	1	3
1971 Bal vs. Oak	1-0	3.00	1	1	1	0	0	9	7	3	3	3	8
1973 Bal vs. Oak	1-0	1.84	3	2	1	1	0	14.2	11	3	3	8	15
1974 Bal vs. Oak	0-1	1.00	1	1	1	0	0	9	4	1	1	1	4
1979 Bal vs. Cal	0-0	3.00	1	1	0	0	0	9	7	3	3	2	3
1983 Bal vs. Chi	(did not pitch; appeared in 1 game as pinch-runner)												
ALCS Totals	4-1	1.96	8	7	5	1	0	59.2	46	13	13	19	48

WORLD SERIES RECORD

YEAR CLUB	W-L	ERA	G	GS	CG	SHO	SV	IP	H	R	ER	BB	SO
1966 Bal vs. LA	1-0	0.00	1	1	1	0	0	9	4	0	0	3	4
1969 Bal vs. NY	0-1	6.00	1	1	0	0	0	6	5	4	4	4	5
1970 Bal vs. Cin	1-0	4.60	2	2	0	0	0	15.2	11	8	8	9	15
1971 Bal vs. Pit	1-0	2.65	2	2	0	0	0	17	15	5	5	9	15
1979 Bal vs. Pit	0-1	3.60	2	2	0	0	0	15	18	6	6	5	8
1983 Bal vs. Pha	1-0	0.00	1	0	0	0	0	2	2	0	0	0	1
WS Totals	4-2	3.20	9	8	1	0	0	64.2	55	23	23	31	44

MEL PROCTOR

Mel is in his 19th year as a broadcaster, 8th as the Orioles' play-by-play announcer for Home Team Sports. Mel, who handles a variety of on-air assignments for HTS including play-by-play for Washington Bullets basketball telecasts and boxing, is one of the busiest broadcasters in the business.

In addition to his work with HTS, Mel has described NFL games for NBC television and radio, college football, and pro and college basketball for Turner Broadcasting. He also does selected Bullets games for Channel 20 in Washington, D.C. (those not televised by HTS).

In '86, Mel took a short break from Orioles baseball to handle TBS' play-by-play of the United States men's basketball team in the Goodwill Games in Spain and was part of the broadcast crew doing the Goodwill Games from Seattle in '90.

He began his career as sports director at the CBS-TV affiliate in Hawaii (KGMB) from '73 until '78. While there, he worked the microphone for Hawaii Islanders (AAA) baseball, University of Hawaii football and basketball, and did one season for the Hawaiians of the World Football League.

He came to work in the Nation's Capital for the first time in '78 when he began a five-year stint as play-by-play announcer for Washington Bullets basketball on flagship station, WTOP-AM. During the Bullets' off-seasons, Mel worked in Arlington, Texas as the TV and radio voice of the Texas Rangers. In '82 and '83, he supplemented his work with the Bullets by doing college basketball games for NBC-TV.

For two seasons ('83-'84 and '84-'85), Mel served as the play-by-play man for the NBA's New Jersey Nets. At that time, he was also doing the Mutual Broadcasting System's NFL "Game of the Week."

A native of Denver, CO, Mel resides in Ellicott City, MD with his wife, Julie, and their children, Bill and Maile.

BROOKS CALBERT ROBINSON JR.

Hall of Fame: See page 108

Personal: Brooks is doing color commentary on the Orioles' television for the 14th straight year. He is also active as vice-president of Shapiro, Robinson and Associates and as a special assistant with Crown Central Petroleum Company.

A native of Little Rock, AR, Brooks was born 5/18/37.

Brooks and his wife, Connie, a former United Airlines flight attendant whom Brooks met on an Orioles' charter flight (KC to Boston) in '59, have been married 30 years. They live in Lutherville, MD (north of Baltimore). The Robinsons have four children: Brooks David (7/24/61), Chris (2/22/63), Michael (3/11/64) and Dianne (2/22/68).

Big League Career: Brooks officially spent 20 years and 72 days as a player in the American League, spanning 23 seasons.

He played in 2,896 major league games, all of them with the Orioles, 8th on the all-time list (Pete Rose leads at 3,562). Only Carl Yastrzemski (3,308) and Ty Cobb (3,033) have played more American League games, and only 3 others in history have played more with one franchise. Yastrzemski (3,308), Hank Aaron (3,076), and Stan Musial (3,026).

Durability: Played in 97% of all Orioles games from July 9, '59 (when he returned from the minors for the last time) thru May 16, '76, a period of more than 16 1/2 years...Played at least 153 games in 14 of 15 years from '60 thru '75).

In the Orioles' 37-year history, only 4 other 3rd basemen have played as many as 200 games at that position (Doug DeCinces-792, Craig Worthington-302, Rich Dauer-242, and Floyd Rayford-203).

Opening Days: Started 20 consecutive opening day games for the Orioles from '57 thru '76 and batted .316 (79-25) with 6 home runs and 17 rbi.

Home Runs/RBI: Led AL in rbi (118) in '64 and also achieved career high of 28 home runs that year...Hit 17 or more homers nine times, 11 or more 11 times...His last year in double figures was '71 when he hit 20...Ranks 2nd for most lifetime homers in Memorial Stadium (139)...Had 6 career grand slams, 4 of them in Baltimore.

Hitting: Hit most home runs (37) and drove in most runs (167) against the Red Sox...Twice put together strings of 8 straight hits: July 10 thru 15, '60 and Aug. 21 thru 23, '63...Holds AL record for most sacrifice flies, career (114).

Holds club records for games, at bats, runs, hits, doubles, triples, total bases, rbi, and extra base hits...Has one-season mark for games (163, '61 & '64) and at bats (668, '61).

Fielding: Committed only 263 errors in 9,165 chances at 3rd base for a lifetime fielding percentage of .971, earning 16 Gold Gloves in the process. Still, even the best have moments to forget, such as the time Brooks made 3 errors in one game. See next paragraphs for details on Gold Gloves and his memorable (?) game on defense.

Appeared in a total of 29 games at 2nd base (24) and shortstop (5) and committed only one error in 31 chances. Played exclusively at 3rd base, '63-'77.

Gold Gloves: The quintessential 3rd baseman of all time, Brooks won Gold Gloves in 16 consecutive seasons, '60 through '75. The string was snapped by Detroit's Aurelio Rodriguez (who later played for the Orioles) in '76. While Brooks was active, the only other American Leaguers to win the award at the hot corner were Boston's Frank Malzone ('57 through '59) and New York's Graig Nettles ('77).

Believe It or Not: On July 28, '71 against Oakland, Brooks shocked the baseball world by making 3 errors, not just in the game, but in the same inning. There was no score when the Athletics batted in the 5th inning. With 2 outs and the bases empty, Mike Cuellar walked

In 1949, Chuck came to Baltimore where he became the voice of the International League Orioles, All-America Conference Colts, the Colts, and Navy football.

Then, in '55, Chuck joined the National Brewing Company's team of announcers and during a 24-year association, he did American League Orioles games in '55-'56 and again from '62-'78. In Between, he was the radio voice of the Washington Senators, '57-'61.

For 2 seasons, '59-'60, he was on television doing NBC-TV's Game of the Week. Also in '60, he described the World Series between the Pirates and Yankees and is remembered for his call of Bill Mazeroski's famous Game 7, 9th-inning home run to win the championship for Pittsburgh.

He has been named the outstanding broadcaster in Maryland by the National Sportswriters and Sportscasters Association on numerous occasions.

Chuck, equally acclaimed as the announcer for the Baltimore Colts, called the classic overtime playoff contest for the NFL title between the Colts and the New York Giants in December, '58; the Colts-Packers overtime playoff game in '65 (on CBS-TV) for the NFL's Western Division championship and the O's World Series games in '66, '69, '70, and '71.

He is a golfing and fishing enthusiast and his wife, Betty, is an outstanding cook. Chuck has 3 children and 5 grandchildren.

ORIOLES TRAINERS

Richie Bancells (35, 11/11/55) is beginning his 4th year as the O's head trainer, his 8th with the big club, and 15th in the Orioles organization. Immediately prior to Baltimore, Richie spent 4 years ('80-'83) at Rochester as the Red Wings' trainer/road secretary... During that time, he also assisted his predecessor, the late **Ralph Salvon**, each spring at the O's spring camp in Miami.

A Key West native, Richie is a graduate of Miami's Biscayne College (now St Thomas University), and earned an MS in physical education from Eastern Kentucky University (Richmond, KY)... He is certified by the National Athletic Trainers Association (NATA).

Richie initially joined the Baltimore organization as assistant trainer with the Miami Orioles (Class A, Florida State Lge) in '77, then served as head trainer for the Bluefield (WV) Orioles (Appalachian Rookie Lge) the next 2 years ('78-'79) before moving on to Rochester in '80.

He and his wife, **Carol**, have 2 children: **Christopher** (7/8/80) and **Andrea** (8/18/85). Carol is also a graduate of Biscayne College, where she earned a degree in theology and education.

Jamie Reed (31, 6/15/59) is beginning his 3rd full year as Orioles' assistant trainer, but this will be his 10th season in the organization. He joined up as head trainer for the Bluefield Orioles (Rookie, Appalachian) in '82 after taking a degree in sports medicine at East Carolina University (Greenville, NC).

Jamie moved up the ladder quickly, first to Hagerstown (Carolina Lge) in '83, then to Charlotte (Southern) in '84. The following year ('85) he became head trainer/traveling secretary for the Red Wings, and remained at Rochester for 4 years... He was promoted to Baltimore in Sep '88.

Jamie who is certified by NATA, has also worked as a trainer in the Venezuelan Winter League and spends his winters looking after the aches and pains of US Naval Academy basketball players.

Though born in Baltimore, Jamie grew up in Annapolis. He was a '77 graduate of St Mary's High School where he played varsity football and lacrosse.

He and his wife, **Jean**, an Annapolis native, who is also a graduate of both St Mary's High and East Carolina University, have 3 children: **Zachary** (11/10/83), **Rebecca** (4/16/86) and **Rachel** (11/29/88)... The Reeds now live in Baltimore.

ORIOLES STRENGTH/CONDITIONING COACH

Allan (Al) Johnson (35, 12/16/55) joined the Orioles from West Virginia University where he administered the strength and conditioning programs for all 19 sports in which the Mountaineers compete... He went to WVU as a graduate assistant in '82, and a year later was named head strength/conditioning coach.

During his 7 years at Morgantown, the teams with which he was involved won 78% of their events. Al was instrumental in completing the computerization of athletic fitness assessments on all intercollegiate athletes on the campus (nearly 350), and in the construction of a new 7,000 square foot conditioning center. As his last official act at WVU, Al accompanied the football team to the Fiesta Bowl where the Mountaineers lost to Notre Dame for the national championship.

Al has implemented a year-round strength and conditioning program for all players in the Orioles organization. In addition, he conducts clinics, seminars and conventions across the country. In '87 he was named the National Strength Coaches Association's Eastern Regional National Strength Coach of the Year... He and his wife, **Jan**, have one son: **Adam** (4/16/87).

FRANK ROBINSON'S CAREER RECORD

YEAR CLUB	AVG.	G	AB	R	H	2B	3B	HR	RBI	BB	SO	SB	CS	HP
1953 Ogden	.348	72	270	70	94	20	6	17	83	53	69	3	—	10
1954 Tulsa	.267	8	30	4	8	0	0	0	1	—	—	—	—	—
1955 Columbia	.336	132	491	112	165	32	9	25	110	88	65	6	—	5
1956 Cincinnati	.263	80	243	50	64	15	7	12	52	41	44	3	—	6
1957 Cincinnati	.290	152	572	122	166	27	6	38	83	64	95	8	4	20
1958 Cincinnati	.322	150	611	97	197	29	5	29	75	44	92	10	2	12
1959 Cincinnati	.269	148	554	90	149	25	6	31	83	62	80	10	1	7
1960 Cincinnati	.311	146	540	106	168	31	4	36	125	69	93	18	8	8
1961 Cincinnati	.297	139	464	86	138	33	6	31	83	82	67	13	6	9
1962 Cincinnati	.323	153	545	117	176	32	7	37	124	71	64	22	3	10
1963 Cincinnati	.342	162	609	134	208	51	2	39	136	76	62	18	9	11
1964 Cincinnati	.259	140	482	79	125	19	3	21	91	81	69	26	10	14
1965 Cincinnati	.306	156	568	103	174	38	6	29	96	79	67	23	5	9
1966 Cincinnati	.296	156	582	109	172	33	5	33	113	70	100	13	9	18
1966 Baltimore	.316	155	576	122	182	34	2	49	122	87	90	8	5	10
1967 Baltimore	.311	129	479	83	149	23	7	30	94	71	84	2	3	7
1968 Baltimore	.268	130	421	69	113	27	1	15	52	73	84	11	2	12
1969 Baltimore	.308	148	539	111	166	19	5	32	100	88	62	9	3	13
1970 Baltimore	.306	132	471	88	144	24	1	25	78	69	70	1	1	7
1971 Baltimore	.281	133	455	82	128	16	2	28	99	72	62	3	0	9
1972 L.A.—2	.251	103	342	41	86	6	1	19	59	55	76	2	3	2
1972 L.A.—3	.251	103	342	41	86	6	1	19	59	55	76	2	3	2
1973 California	.266	147	534	85	142	29	0	30	97	82	93	1	1	10
1974 Cal.—4	.245	144	477	81	117	27	3	22	68	85	95	5	2	10
1975 Cleveland	.237	49	118	19	28	5	0	9	24	29	15	0	0	0
1976 Cleveland	.224	36	67	5	15	0	0	3	10	11	12	0	0	0
A.L. Totals	.286	1203	4137	745	1184	204	21	243	744	667	667	40	19	78
N.L. Totals	.300	1605	5869	1084	1759	324	51	343	1068	753	865	163	58	120
M.L. Totals	.294	2808	10006	1829	2943	528	72	586	1812	1420	1532	203	77	198

1—Acquired from Cincinnati on 12/9/65 in deal for pitchers Mit Pappas and Jack Baldschun and outfielder Dick Simpson.

2—Assigned to Los Angeles Dodgers on 12/2/71 with pitcher Pete Richert in deal for pitchers Doyle Alexander and Bob O'Brien, catcher Sergio Robles and 1st baseman-outfielder Royle Stillman.

3—Acquired by California Angels from Dodgers with infielders Billy Grabarkewitz and Bobby Valentine and pitchers Bill Singer and Mike Strahler in deal for 3rd baseman Ken McMullen and pitcher Andy Messersmith on 11/28/72.

4—Acquired by Cleveland Indians from Angels in deal for outfielder Rusty Torres and catcher Ken Suarez on 9/12/74.

League Championship Series Record

YEAR CLUB	AVG.	G	AB	R	H	2B	3B	HR	RBI	BB	SO	SB	CS	HP
1969 Bal. vs. Min.	.333	3	12	1	4	2	0	1	2	3	3	0	0	0
1970 Bal. vs. Min.	.200	3	10	3	2	0	0	1	2	5	2	0	0	0
1971 Bal. vs. Oak.	.083	3	12	2	1	1	0	0	1	1	4	0	0	0
L.C.S. Totals	.206	9	34	6	7	3	0	2	5	9	9	0	0	0

World Series Record

YEAR CLUB	AVG.	G	AB	R	H	2B	3B	HR	RBI	BB	SO	SB	CS	HP
1961 Cin. vs. N.Y.	.200	5	15	3	3	2	0	1	4	5	3	0	0	1
1966 Bal. vs. L.A.	.286	4	14	4	4	0	1	2	3	2	3	0	0	0
1969 Bal. vs. N.Y.	.188	5	16	2	3	0	0	1	1	4	3	0	0	0
1970 Bal. vs. Cin.	.273	5	22	5	6	0	0	2	4	0	5	0	0	0
1971 Bal. vs. Phi.	.280	7	25	5	7	0	0	2	2	1	8	0	0	1
W.S. Totals	.250	26	92	19	23	2	1	8	14	12	22	0	0	2

MANAGERS AND COACHES

20


FRANK ROBINSON

Born: Aug. 31, 1935
Height: 6'1"; **Weight:** 195
Batted, R; Threw, R
Position: Outfield

Birthplace/Residence: Born in Beaumont, TX, but grew up in Oakland, CA... Now lives in Bel Air, CA (near Los Angeles) and Baltimore.

Tenure: Beginning his 39th year in professional baseball including 21 years as a player and the equivalent of 9 full seasons as a major league manager... This will be his 16th season with the Orioles, for whom he has been player, coach, manager and front office official.

Signed Originally with: Cincinnati.



HALL OF FAME: Frank was elected to the Hall of Fame at Cooperstown in '82 along with **Hank Aaron** after being named on 89% of the ballots cast (370 of 415)...That was the 1st of 4 straight years in which at least one Oriole was elected.

He is one of only 22 to have been named to the Hall in his 1st year of eligibility. That list includes **Brooks Robinson** and **Jim Palmer**, and '81 1st ballot electee **Rod Carew**. Frank is one of 7 modern Orioles to have been chosen (see Hall of Fame on page 109), and one of 3 wearing an O's uniform in his official portrait (along with **Brooks** and **Palmer**).

ORIOLES RETIRED NUMBERS				
No.	Player	Year	No.	Player
20	Frank Robinson (of)	1972	4	Earl Weaver (mgr)
5	Brooks Robinson (3b)	1977	22	Jim Palmer (rhp)
	33	Eddie Murray (1b)	1989	

MANAGING/COACHING

Frank has managed 3 big league clubs, one minor league team and 2 winter league teams [Santurce Crabbers, Puerto Rico for 7 years and Culliacan in Mexican Pacific Winter League ('77-'78)].

Frank Robinson's Record as Manager

Year	Club	Won	Lost	Pct	GB	Pos
1975	Cleveland	79	80	.497	17	4th
1976	Cleveland	81	78	.509	16	4th
1977	Cleveland	26	31	.456	8	5th
1978	Rochester	58	64	.475	17	6th
1981	San Francisco	56	55	.505	10/3½	5th/3rd
1982	San Francisco	87	75	.537	2	3rd
1983	San Francisco	79	83	.488	12	5th
1984	San Francisco	42	64	.396	22	6th
1988	Baltimore	54	101	.348	34½	7th
1989	Baltimore	87	75	.537	2	2nd
1990	Baltimore	76	85	.472	11 ½	5th
Major League Totals		725	791	.478		

MANAGER OF THE YEAR, '89: After directing his team to a 32 1/2 game improvement over '88 and matching the '36 Boston Braves for the 3rd biggest one year improvement in modern history, Frank enjoyed a rare distinction. He won all 4 of the major American League "Manager of the Year" awards—BBWAA, The Sporting News, AP and UPI...He was the 5th Orioles skipper to have won at least one of the above, but the 1st to capture the BBWAA trophy which was initiated only in '85.

Other Orioles managers to be honored: **Joe Altobelli**, **Hank Bauer**, **Paul Richards** and **Earl Weaver**...See "Orioles Award Winners" on page 41.

ORIOLES: Frank replaced **Cal Ripken** on Apr 12, '88, becoming the Orioles' 8th manager (excluding interim managers **Luman Harris** in '61 and **Ripken** (1 game) in '85)...He took over with the club at 0-6 and lost

his 1st 15 games until the O's snapped its record start-of-the-season losing streak at 21 (Apr 29)...Frank's overall record that year was 54-101. Twice during that year he handed the reins to **Ellie Hendricks** because of a bad back...Frank was hospitalized and missed 4 games from May 18 thru 20 (O's were 1-3), then was sidelined for 2 weeks from July 15 thru 28 while undergoing successful surgery for the removal of a ruptured disc by **Dr Donald Long**. The club's cumulative record during that period was 4-11.

Orioles Managers' Won-Lost Records

Joe Altobelli (212-167), .559	Billy Hitchcock (163-161), .503
Hank Bauer (407-318), .561	Paul Richards (517-539), .490
Jimmy Dykes (54-100), .351	Cal Ripken Sr (68-101), .402
Luman Harris (17-10), .630	Frank Robinson (217-261), .454
Earl Weaver (1480-1060), .583	

After the '88 season, Frank reassembled his coaching staff, retaining only one of those he'd inherited. That was **Hendricks**, whose relationship with Frank dates back to '68 when both played for the Orioles.

He asked **Cal Ripken Sr**, the man he replaced as manager in April, to return as 3rd base coach; hired **Tom McCraw** with whom he had played and/or worked in Anaheim, Cleveland and San Francisco, as his batting coach; brought up **Johnny Oates**, another former Oriole teammate, from Rochester where he had just managed the Red Wings to the Governor's Cup, and appointed as pitching coach, **Al Jackson**, the highly regarded former minor league pitching instructor in the acclaimed New York Mets system (**McCraw** was also in the Mets' system before joining the O's).

At the time he took over the ballclub in Apr '88, Frank was working as a front office official for the 1st time in his career with the title, special assistant to the president (**Edward Bennett Williams**).

This is Frank's 2nd tour of duty with the O's since he played here ('66 thru '71).

He returned as a coach in '78, but spent most of that season managing in Rochester before moving back to Baltimore again as a coach in '79 and '80. In the pennant winning year ('79), he was credited with helping to improve substantially the quality of the club's defense. In '80 he replaced **Jim Frey** (who left to manage the KC Royals) as the O's batting and 1st base coach. Frank, himself, departed in '80 to manage the San Francisco Giants.

Five years later ('85) he came back to Baltimore after 4 years in San Francisco and a short stint ('84) as a coach with the Milwaukee Brewers (**Harry Dalton** hired him for Milwaukee the day after he was let go by the Giants. Frank had also worked with Dalton in Baltimore and Anaheim).

For the next 3 seasons, he was a bench/outfield coach under 3 managers: **Joe Altobelli** ('85), **Earl Weaver** ('85-'86) and **Cal Ripken** ('87), before his appointment as special assistant to the president in October '87.

SAN FRANCISCO GIANTS: Named manager Jan 14, '81, replacing **Dave Bristol** (who in turn had followed **Joe Altobelli**), and led the club to its 1st winning season since Altobelli did it in '78. The years '81 & '82 were the Giants' 1st consecutive winning seasons in a decade. In '83 and '84, however, the club dipped below .500, and on Aug 4, '84, Frank was dismissed in favor of interim skipper **Danny Ozark**.

During his tenure in San Francisco, 2 former O's players served on his staff: **Don Buford** (now the O's director of field operations/instruction) and **Herm Starrette** (O's '88 pitching coach), as well as **McCraw** (the O's current batting coach).

ROCHESTER RED WINGS ('78): He started the season as an O's coach, but after **Ken Boyer** left the Wings to manage the St Louis Cardinals (Apr 28), Frank replaced him at Rochester (May 9) and went 58-64 the rest of the way before returning to Baltimore the following season.

CLEVELAND INDIANS ('74-'77): Frank joined the Indians as a player on Sep 12, '74 from California in a trade. Then, 3 weeks later, on Oct 4, the day after the season ended, he was named the first black major league manager in baseball history, replacing **Ken Aspromonte**.

FRANK ROBINSON (Cont.)

He made a dramatic debut as playing manager on Apr 8, '75 before some 55,000 opening day fans at Cleveland Stadium. In his 1st at bat of that 1st game (he was dh, batting 2nd), Frank homered off **Doc Medich** later that inning, ex-Oriole teammate **Boog Powell** also homered).

The Indians won the game, 5-3, and Frank's effort was voted "most memorable moment" in Tribe history by Cleveland fans during baseball's observance of the US bicentennial celebration.

In that 1st year, the Indians fell to 15 games below .500 by late June, but rallied and wound up 4th, just one game under. The next season, '76, they finished 3 games over. However, after a slow '77 start, Frank was released on June 19 and was succeeded by **Jeff Torborg**. For the rest of that year, he coached with the Angels under Manager **Dave Garcia**, who had been his 3rd base coach in Cleveland in '75-'76.

PLAYING CAREER

MAJOR LEAGUE LEADER: He played for 21 major league seasons and is among the top ranking players of all time in 10 categories. His 586 home runs represent the 4th highest figure in major league history.

In addition, Frank ranks high in the following: games-2,808 (12th); at bats-10,006 (14th); runs-1,829th (10th); hits-2,943 (20th); 2bh-528 (18th); rbi-1,812 (12th); total bases-5,373 (8th); walks-1,420 (18th), and hit by pitches-198 (3rd) behind **Don Baylor**-267 and **Ron Hunt**-243.

500 HOME RUN HITTERS

1. Henry L. Aaron (RHB)	755	8. Mickey C. Mantle (SWB)	536
2. George H. Ruth (LHB)	714	9. James E. Foyx (RHB)	534
3. Willie H. Mays (RHB)	660	10T. Theodore S. Williams (LHB)	521
4. Frank Robinson (RHB)	586	10T. Willie L. McCovey (LHB)	521
5. Harmon C. Killebrew (RHB)	573	12T. Edwin L. Mathews (LHB)	512
6. Reginald M. Jackson (LHB)	563	12T. Ernest Banks (RHB)	512
7. Michael J. Schmidt (RHB)	548	14. Melvin T. Ott	511

MVP, BOTH LEAGUES: He is the only player ever to win the BBWAA MVP award in each league...He was the choice in the NL in '61 and the AL winner in '66. In addition, he was MVP in the '66 World Series and the '71 All-Star game.

TRIPLE CROWN: Is one of only 11 players to have won the Triple Crown (accomplished 13 times, 2 each by **Ted Williams** and **Rogers Hornsby**). Frank did it in '66 with the O's. He, **Mantle** ('56) and **Carl Yastrzemski** ('67) are the only players to have captured the Triple Crown in the past 43 years (since **Williams**' 2nd in '47).

HOME RUNS

He hit 343 in the NL and 243 in the AL...Hit 388 off righthanders and 198 against lefties.

VS NL OPPONENTS: Astros (Colts)-11; Braves-54; Cardinals-46; Cubs-54; Dodgers-42; Expos-0; Giants-49; Mets-12; Padres-1; Phillies-38; Pirates-34; Reds-2.

VS AL OPPONENTS: Angels-14; A's-20; Brewers (Pilots)-14; Indians-25; Orioles-6; Rangers (Senators)-31; Red Sox-37; Royals-15; Tigers-28; Twins-22; White Sox-17; Yankees-14.

33 PARKS: Franks holds the major league record for hitting home runs in most ballparks (33), including both regular and post-season play. **Hank Aaron** ranks 2nd at 32.

Among those, Crosley Field in Cincinnati (176) and Memorial Stadium (103) rank one-two in frequency for obvious reasons. There were 4 stadia in which he played, but did not hit a home run: Houston's Astrodome, Montreal's Olympic Stadium, Sicks' Stadium in Seattle ('69 only) and Busch Stadium in St Louis.

In regular season play Frank homered in 32 parks. His 33rd was Pittsburgh's Three Rivers in the '71 World Series.

GRAND SLAMS: Hit a total of 7 slams, 5 of them in the NL. His only 2 bases loaded AL homers were hit in successive innings on Aug 20, '70 at RFK Stadium in Washington off Senators' **Joe Coleman** and **Joe Grzenda**. Frank, **Jim Gentile** and **Jim Northrup** are the only ones ever to hit slams in successive plate appearances, though a total of 7 have hit 2 in a game.

2 OR MORE/GAME: Hit 2 or more in a game 54 times (ranks 5th in major league history). Hit 3 in a game for Reds at Crosley Field vs Cardinals on Aug 22, '59. Had 16 2-homer games for O's.

HR ODDS AND ENDS: Hit his 1st at Wrigley Field off the Cubs' **Paul Minner** on Apr 28, '56 and his last at Anaheim Stadium on July 6, '76 off the Angels' **Sid Monge**. Hit most off NL righthander **Larry Jackson** (10). Scored the 1st run in ALCS history in game #1 in '69 at Baltimore, and also hit the 1st homer off the Twins' **Jim Perry**.

HRS-ORIOLES: Hit his 500th major league homer in Baltimore in the 2nd game of a two-night doubleheader against the Tigers' lefthander **Fred Scherman** Sep 13, '71. At the time, he ranked 11th on the all-time list just behind **Harmon Killebrew** who had reached that milestone earlier that year. After leaving Baltimore, Frank moved past Killebrew, **Mel Ott**, **Ernie Banks**, **Eddie Mathews**, **Ted Williams**, **Jimmie Foxx** and **Mickey Mantle**.

LONG HOME RUNS/MEMORIAL STADIUM

The longest "measured" home run ever hit in Memorial Stadium was a 471' drive by Harmon Killebrew on May 24, 1964 off Milt Pappas over the hedge in left-center field. . . . This exceeded by two feet the only other blast that has ever cleared the hedge. . . . That was one by Boog Powell 469' to the same area off Boston's Don Schwall on June 22, 1962. Aside from these there have been three balls hit into the hedge (approximately 450'), by Mickey Mantle in 1954, by Powell in 1965 and by Frank Robinson in 1967.

Frank Robinson is the only player to have hit a ball completely out of Memorial Stadium. In the second game of a doubleheader with Cleveland on May 8, 1966, Frank hit a Luis Tiant offering over the left field stands and into the parking lot beyond, a drive that measured 451' on the fly and rolled to a stop 540' away from home plate.

He set a major league record by hitting 10 home runs in the month of Apr '69, but that mark has since been extended to 11 by **Willie Stargell**, **Mike Schmidt** and **Graig Nettles**.

Set a club record with 49 homers in '66. Also set marks that year for most homers by an Oriole against one opponent (11 vs Det) and most home runs, Memorial Stadium (27).

OTHER CAREER HIGHLIGHTS

LAST GAME AS A PLAYER: Frank played in his last game as a player on Sep 18, '76 at Cleveland vs Baltimore. He put himself in as a pinch-hitter for **Frank Duffy** in the 8th inning and singled in a run off **Rudy May**.

ALL-STAR GAMES: Appeared in 11 All-Star games as a player (6 with Cincinnati, 4 with O's and one with California) and served as a coach in '76 while managing for Cleveland. Was MVP in '71 game at Detroit. hit a 2-run homer off **Dock Ellis** to put AL ahead to stay in 3rd inning (**Reggie Jackson** hit another with one off Ellis in the same inning).

Hit .250 (24-6) in All-Star play with 2 homers. Went 3-for-3 for the NL in '59 at LA Coliseum and homered off **Early Wynn**.

WORLD SERIES: Hit 2 key homers in '66 vs Dodgers, both off **Don Drysdale**, to win SPORT Magazine sports car. Hit his 1st in the opening of game #1 at Dodger Stadium with **Russ Snyder** aboard (**Brooks** followed immediately with another and the O's led 3-0 before the Dodgers batted). O's won the game 5-2. In game #4 his 4th inning solo provided the only run as the O's completed their sweep behind **Dave McNally**.

In '71 game #6 vs Pittsburgh in Baltimore, Frank's baserunning in the 10th inning allowed the O's to tie the series at 3 games apiece. He drew a one out walk, and despite ailing legs and a sore Achilles tendon, went from 1st to 3rd on **Merv Rettenmund's** single up the middle just evading **Richie Hebner's** tag with a head first slide. Then, he scored on **Brooks'** short sac fly to **Vic Davalillo** in center.

CINCINNATI: Spent 10 full years with the Reds after 3 seasons in their farm system. Was NL Rookie of the Year in '56. Tied league record for homers by a rookie (38, set by **Wally Berger** of the Braves), and set a rookie mark by being hit by pitched balls 20 times.

Won Triple Crown and MVP awards in AL and World Series in '66. In addition to leading the league in average (.316), home runs (49) and rbi (122), he also paced the loop in total bases (367), runs (122) and slugging (.637).

Was batting .337 in late June '67 when he sustained serious head injury in a 2nd base collision with the White Sox' **Al Weis**. Missed a month and

FRANK ROBINSON (Cont.)

suffered from double vision for a year and a half afterward. Though he wound up with a .311 average that year, he slipped to .268 (with 15 homers and 52 rbi) in '68 while still recovering from that injury, compounded by an attack of mumps and a muscle tear in his right shoulder. Frank returned to form the following spring and helped lead the O's to 3 straight pennants in '69, '70 & '71.

Following his trade to the Dodgers in Dec '71, Frank's uniform #20 was retired. He was the 1st Oriole to be so honored. In '77 he and Brooks became the 1st players to be inducted into the new Orioles' Hall of Fame, originated by the Oriole Advocates in cooperation with the Orioles.

DODGERS-ANGELS: After one year ('72) in Los Angeles where he played for **Walter Alston**, Frank was traded to the Angels. At Anaheim he played nearly 2 years under **Bobby Winkles** and **Dick Williams**.

PERSONAL: One of 10 children. Graduate from McClymonds High School (Oakland). Was basketball teammate of **Bill Russell** and played baseball there with **Vada Pinson**, **Willie Tasby** and **Charlie Beamon**. Hobbies: movies, music and Lakers basketball games. Attended Xavier University in Cincinnati.

Frank and his wife, the former **Barbara Ann Cole**, were married Oct 28, '61. They have 2 children: **Frank Kevin** (9/8/62) and **Nichelle** (8/24/65). Barbara is a real estate agent in the Bel Air/Beverly Hills area. Several years ago she sold a house to "**Magic**" **Johnson**, then sold his old house. **Nichelle** worked in the Orioles pr department for several years.

44 ELROD (ELLIE) JEROME HENDRICKS

Born: Dec. 22, 1940
Height: 6'1"; **Weight:** 185
Batted, L; **Threw,** R
Position: Catcher

Birthplace/Residence: Born and raised in St. Thomas, V.I. . . . Has lived in Baltimore area (Randallstown) since '70.

Tenure: Has spent 32 years in professional baseball (thru '91) . . . Had 10 years, 89 days service as a major league player.

Signed Originally with: Milwaukee (Atlanta) Braves.



MAJOR LEAGUE CAREER

BALTIMORE ORGANIZATION: This year will be the 23rd season opener for Elrod in an Orioles uniform, most in club history (**Brooks Robinson** spent 21)...Since '68, Elrod has been with the O's for all but 1-1/2 of 23 seasons.

He played for the Cubs during the last 6 weeks of '72 (**Tommy Davis** deal) before returning to the O's over the winter...Then he logged 1-1/2 years in the Yankees' organization from June '76 thru the '77 season, before rejoining the Orioles again. Posted a .990 career fielding average.

MANAGERIAL DEBUT '88: Ellie twice substituted for **Frank Robinson** as manager in '88 when the latter was hospitalized with a bad back...Ellie managed 4 games from May 18-20 (1-3), then took over again for 2 weeks from July 15 thru 28 (3-8)...His cumulative record during Frank's 2 absences was 4-11.

COACHING: Ellie is entering his 15th year as the O's bullpen coach since his appointment to that position in '77 during **Earl Weaver's** 1st tour of duty.

Player-Coach: Twice during this span he's served as player-coach...In '78 he was activated on May 18, replacing **Gary Roenicke** who had been

sent down, and remained on the roster for the balance of the year in the dual capacity.

In 13 games that year he hit .333 (18-6), and, in his one career pitching stint, compiled a 0.00 era, thus leading the club, in a sense, in both categories (to be fair, he was tied in era with **Dave Ford**, who pitched 15 scoreless innings).

His pitching career took place on June 26 in Toronto, where the O's were absorbing a 24-10 pasting...He worked 2.1 innings, allowed no runs, one hit and one walk while putting an end to the carnage inflicted upon 4 predecessors (**Mike Flanagan**, **Joe Kerrigan**, **Tippy Martinez**, and outfielder **Larry Harlow**). **Don Stanhouse** then pitched the 9th and also held the Jays scoreless.

In '79 he coached exclusively all year until Sep 1 when the roster expanded to 40 players...He made only one appearance, his last in the major leagues, at Detroit on Sep 19 and went 0-for-1...He was not eligible for post-season play.

All-Star: He was the AL's batting practice catcher and bullpen coach for the '82 All-Star game in Montreal.

YANKEES '76-'77: In '76, he played in 26 games for the Yankees after the June 15 trade from Baltimore and batted .210 (57-12).

Spent '77 shuttling between New York and Syracuse. He played in only 10 games for the Yankees and was not eligible for post-season play.

ORIOLES '68-'76: Ellie had been with the O's for nearly 9 full years when he was traded to the Cubs for **Tommy Davis** in Aug. '72...However, when the season ended, he was reacquired by Baltimore.

100 Games/Year: Played in more than 100 games in each of the O's 3 pennant-winning seasons of '69, '70, '71...He and **Andy Etchebarren** more or less split the regular catching job from '68 thru '71.

Weaver/Lane: **Earl Weaver** and **Frank Lane** were instrumental in convincing the O's to draft him from the Angels' AAA Seattle affiliate in Nov. '67...Played for **Weaver** in Puerto Rico previously and **Lane** had scouted him in Mexico.

ALCS/WS: He compiled a .273 (66-18) average in 23 post-season games for the O's and Yankees (comprising five league championship series and four World Series).

'70 WS: Hit .364 (11-4) against the Reds with a home run and double and contributed significantly to the O's wins at Cincinnati in games #1 and #2.

In the opener, the Reds jumped out 3-0, but Ellie tied it in the 5th with a home run off **Gary Nolan** and the O's went on to win on **Brooks'** homer in the 7th...There was a play in the Cincinnati 6th in which Ellie was involved and that was as important as the home run.

"Carbo-Burkhart" Incident: One inning after Ellie had tied the game with his home run, the Reds had **Bernie Carbo** on 3rd representing the lead run, and only one out (**Brooks** had retired **Lee May** leading off the inning on a sensational play).

Pinch-hitter **Ty Cline** then chopped a high bouncer in front of the plate...As Ellie went out and grabbed it, **Carbo** headed home. Ellie dove and tagged **Carbo** a few feet up the line and umpire **Ken Burkhart**, who had been spun around by the players as they converged so that his back was to the play, called **Carbo** out.

Films later revealed that Ellie had tagged **Carbo** with one hand while holding the ball in the other, and that **Carbo** had missed the plate.

EARLY CAREER

PUERTO RICO: Ellie played for Santurce in the Puerto Rican Winter League each year from '60-'77, except in '71 when the O's went to Japan...His 112 homers in that loop rank him 2nd on the all-time list to former St. Louis Browns outfielder **Willard Brown** (120).

MINORS: He enjoyed his best minor league seasons in Jalisco in the Mexican League (AAA) where he hit 109 homers in 4 years and was known as the "**Babe Ruth** of Mexico"...In last season there ('67), he led the league in homers (41) and was 2nd in rbi (112).

ELROD HENDRICKS (Cont.)

He started his career in the Milwaukee Braves' organization ('59-'60), then spent 2 years at Winnipeg in the Cardinals' system ('62-'63) before going to Mexico.

PERSONAL: One of the most popular personalities ever to wear an Orioles uniform...He is very active in community projects in the Baltimore area...Speaks fluent Spanish...Plays the flute.

Chosen "Man of the Year" by the Oriole Advocates in '89. Received the first "Jack Dunn Memorial Service Award," named after the late Orioles executive and presented by the Maryland Professional Baseball Players Association in Jan. '88 at the 35th Annual Tops in Sports Banquet...Elrod received the award for his "many selfless years of service to the community."

He was also selected the first "Man of the Year" by the Baltimore chapter of the National Conference of Christians and Jews in Feb. '83 and the Special Olympics "Man of the Year" in '87.

He received Towson State University's Distinguished Black Marylander Award in a ceremony sponsored by the university's Office of Minority Affairs.

He has operated two 3-week baseball camps for youngsters the past 9 summers at McDonogh School in Owings Mills.

He and his wife, **Merle**, were married Jan. 14, '70 and are the parents of two sons: **Ryan** (8/3/72) and **Ian Christopher** (11/28/76). They have lived in the Randallstown area, near Baltimore, since the early '70s.

Has 4 children by a previous marriage: **Abigail** (7/13/62), **Elrod Jr.** (4/7/64), **Elroy** (10/1/65), and **Berecia** (8/25/67).

YEAR CLUB	AVG.	G	AB	R	H	2B	3B	HR	RBI	BB	SO	SB	CS	HP
1959 McCook	.235	25	34	6	8	1	0	0	3	13	4	1	0	0
1960 Wellsville	.235	73	217	36	51	8	1	11	36	28	52	0	0	4
1961					(Out of organized ball)									
1962 Winnipeg	.211	69	213	25	45	7	2	3	22	27	36	3	—	4
1963 Winnipeg	.280	22	50	10	14	0	0	3	12	8	6	2	0	2
1964 Jalisco	.292	67	202	43	59	8	4	10	45	48	38	3	0	2
1965 Jalisco	.285	128	411	100	117	14	8	35	98	102	85	4	2	8
1966 Jalisco	.301	122	386	78	116	19	2	23	87	107	55	6	6	10
El Paso	.268	18	56	6	15	2	0	3	12	7	14	0	0	0
1967 Jalisco	.316	131	434	124	137	18	4	*41	112	94	60	11	1	20
Seattle—1	.222	13	36	3	8	1	0	2	4	2	12	0	0	0
1968 Baltimore	.202	79	183	19	37	8	1	7	23	19	51	0	0	1
1969 Baltimore	.244	105	295	36	72	5	0	12	38	39	44	1	0	2
1970 Baltimore	.242	106	322	32	78	9	0	12	41	33	44	1	0	4
1971 Baltimore	.250	101	316	33	79	14	1	9	42	39	38	0	0	2
1972 Baltimore	.155	33	84	6	13	4	0	0	4	12	19	0	0	0
Chi. (NL)—2	.116	17	43	7	5	1	0	2	6	13	8	0	0	1
1973 Baltimore	.178	41	101	9	18	5	1	3	15	10	22	0	0	1
1974 Baltimore	.208	66	159	18	33	8	2	3	8	17	25	0	0	1
1975 Baltimore	.215	85	223	32	48	8	2	8	38	34	40	0	0	1
1976 Bal.-N.Y.—3	.174	54	132	8	23	2	0	4	9	10	23	0	0	0
1977 New York (AL)	.273	10	11	1	3	1	0	1	3	0	2	0	0	0
Syracuse—4	.281	56	135	30	38	9	0	11	37	21	16	0	0	4
1978 Baltimore	.333	13	18	4	6	1	0	1	1	3	3	0	0	0
1979 Baltimore	.000	1	1	0	0	0	0	0	0	0	0	0	0	0
A.L. Totals	.222	694	1845	198	410	65	7	60	222	216	311	1	4	12
N.L. Totals	.116	17	43	7	5	1	0	2	6	13	8	0	1	0
M.L. Totals	.220	711	1888	205	415	66	7	62	228	229	319	1	5	12

* Led League

- Contract selected for \$25,000 in major league draft from Seattle roster (Angels) on 11/28/67.
- Sent to Chicago Cubs on 8/18/72 in straight waiver deal for outfielder Tommy Davis... Reacquired from Cubs on 10/30/72 in exchange for catcher Francisco Estrada.
- Traded to New York on 6/15/76 along with pitchers Ken Holtzman, Doyle Alexander, Grant Jackson, and Jimmy Freeman (assigned from Rochester to Syracuse) in deal for pitchers Tippy Martinez, Rudy May, Dave Pagan, and Scott McGregor (assigned from Syracuse to Rochester) and catcher Rick Dempsey.
- Agreed to terms with Baltimore as free agent in Nov. '77.

League Championship Series Record

YEAR CLUB	AVG.	G	AB	R	H	2B	3B	HR	RBI	BB	SO	SB	CS	HP
1969 Bal. vs. Min.	.250	3	8	2	2	2	0	0	3	1	2	0	0	0
1970 Bal. vs. Min.	.400	1	5	2	2	0	0	0	0	0	1	0	0	0
1971 Bal. vs. Oak.	.500	2	4	1	2	0	0	1	2	1	1	0	0	0
1974 Bal. vs. Oak.	.167	3	6	1	1	0	0	0	0	1	3	0	0	0
1976 N.Y. vs. K.C.	1.000	1	1	0	1	0	0	0	0	0	0	0	0	0
L.C.S. Totals	.333	10	24	6	8	2	0	1	5	3	7	0	0	0

World Series Record

YEAR CLUB	AVG.	G	AB	R	H	2B	3B	HR	RBI	BB	SO	SB	CS	HP
1969 Bal. vs. N.Y.	.100	3	10	1	1	0	0	0	0	1	0	0	0	0
1970 Bal. vs. Cin.	.364	3	11	1	4	1	0	1	4	1	2	0	0	0
1971 Bal. vs. Pit.	.263	6	19	3	5	1	0	0	1	3	3	0	0	1
1976 N.Y. vs. Cin.	.000	2	2	0	0	0	0	0	0	0	0	0	0	0
W.S. Totals	.238	14	42	5	10	2	0	1	5	5	5	0	0	1

AL JACKSON


31

Born: Dec. 25, 1935
Height: 5'9"; **Weight:** 180
Batted: L; **Threw:** L
Position: Pitcher

Birthplace/Residence: Born and raised in Waco, TX... Resides in Dix Hills, NY.

Tenure: His career has spanned 36 years in professional baseball, including 25 years with the New York Mets' organization... Pitched for 10 seasons in the majors, all in the National League.

Signed Originally with: Pittsburgh.



PITCHING COACH: Al went to Japan last fall as pitching coach for the Major League All-Stars. In 1989, he became the Orioles' 7th pitching coach; the 5th in a 5-year span... This is his 2nd assignment as a major league pitching coach... He held that post between '77-'79 with the Red Sox under **Don Zimmer**.

COACHING CAREER: His playing career ended on Apr. 13, '70... Following that, he has served as a minor league coach or manager in the Mets system for 16 years, spent 3 years with the Red Sox (see above) and 2 with the O's.

While in the Mets' system, he was a roving minor league pitching instructor for a combined total of 12 years, '70-'75, '80, '82 and '85-'88... He managed in the Appalachian League in '76 (Marion) and '81 (Kingsport) and was a coach at Tidewater in the International League, '83-'84.

MAJOR LEAGUE CAREER: Pitched for 2 different world championship teams, but never appeared in a World Series game... In '67 with St. Louis, he was eligible for the World Series, but did not appear... He won 9 games for the World Champion Cardinals that season... Began '69 with the eventual World Champion New York Mets, but after appearing in 9 games, he was sold to Cincinnati in June.

Was 43-80 (.350) in 5 1/2 seasons with the Mets, but was 24-19 (.558) the rest of his career with the Pirates, Cardinals and Reds.

'62-'65 METS: Averaged 10 wins a season in New York; the team averaged 48 wins per year in those same 4 years... Led the club in wins 3 times including '63 when he went 13-17 while the team was 51-111... In '62, four of his 8 wins came via shutout, the only shutouts thrown by the Mets in their inaugural season.

Pitched 15 innings vs Phillies on Aug. 14, '62, still tied with **Rob Gardner**, Oct. 2, '65 vs Philadelphia for the Mets record... His 123 decisions are 6th in club history behind **Tom Seaver**, **Jerry Koosman** and **Jon Matlack**, **Dwight Gooden** and **Ron Darling**... Ranks 4th on Mets' all-time list in losses (80); 5th in complete games (41); T-5th in shutouts (10); 7th in hits (1,033); 8th in innings (980.2); T-8th in starts (138) and 11th in strikeouts (561) and wins (43).

'66 CARDINALS: Was the Cardinals' No. 2 starter behind **Bob Gibson** and was 2nd on club in wins, starts and complete games.

MINOR LEAGUE CAREER: Posted an 84-58 (.592) career record in 7 minor league seasons... Best year was '58 when he went 18-9 and led the Western League in era (2.07) while pitching at Lincoln... In 3 straight

AL JACKSON (Cont.)

years at Columbus (AAA), he finished 2nd, 5th and 4th in earned run average in the International League.

AMATEUR CAREER: Was a 3-sport star at Moore High School in Waco, TX and was named school's outstanding athlete as a senior...Attended Wiley College (Marshall, TX) and Paul Quinn College (Waco, TX).

PERSONAL: He and his wife, **Nadine**, have 2 sons: **Reggie** (32) and **Barry** (29)...Reggie pitched in the Mets' organization, '82-'85, and in the Mexican League in '85 and now scouts for the Mets in Eastern New York, New Jersey and Delaware.

YEAR CLUB	W-L	ERA	G	GS	CG	SHO	SV#	IP	H	R	ER	BB	SO
1955 Waco—1	8-5	2.79	15	15	9	2	—	116	102	42	36	65	98
1956 Mexico Tigers	14-10	2.87	37	27	13	3	—	207	176	78	66	95	114
1957 Columbus	0-2	6.23	5	0	0	0	—	13	14	11	9	7	10
Mexico Tigers	7-6	3.86	24	10	2	0	—	84	82	47	36	35	38
Lincoln	0-1	6.55	3	0	0	0	—	11	14	9	8	14	8
1958 Lincoln	18-9	2.07	31	29	16	4	—	230	189	99	53	101	162
1959 Pittsburgh	0-0	6.50	8	3	0	0	—	18	30	14	13	8	13
Columbus	15-4	2.33	26	19	12	4	—	162	130	47	42	51	111
1960 Columbus	10-14	3.06	35	29	8	4	—	197	159	81	67	58	122
1961 Columbus	12-7	2.89	31	26	12	1	—	196	187	80	63	44	166
1961 Pittsburgh—2	1-0	3.42	3	2	1	0	0	23.2	20	10	9	4	15
1962 New York (N)	8-20	4.40	36	33	12	4	0	231.1	244	132	113	78	118
1963 New York	13-17	3.96	37	34	11	0	1	227	237	128	100	84	142
1964 New York	11-16	4.26	40	31	11	3	1	213.1	229	115	101	60	112
1965 New York—3	8-20	4.34	37	31	7	3	2	205.1	217	111	99	62	120
1966 St. Louis	13-15	2.52	36	30	11	3	0	232.2	222	82	65	45	96
1967 St. Louis—4	9-4	3.95	38	11	1	1	1	107	117	61	47	29	43
1968 New York (N)	3-7	3.69	25	9	0	0	3	92.2	88	42	38	17	59
1969 New York	0-0	10.64	9	0	0	0	0	11	18	13	13	4	10
Cincinnati	1-0	5.33	33	0	0	0	3	27.1	27	17	16	17	18

M.L. Totals 67-99 3.98 302 184 54 14 11 1389.1 1449 725 614 408 728

- * Led League # Saves were unofficial until '69, when rule was initiated
- 1—Signed by Pittsburgh organization.
- 2—Selected by New York Mets in National League expansion draft on 10/10/61.
- 3—Acquired by St. Louis, along with 3rd baseman Charlie Smith, in deal with New York for 3rd baseman Ken Boyer on 10/20/65.
- 4—Acquired by New York Mets on 10/13/67, as player to be named later, in deal with St. Louis for pitcher Jack Lamabe on 7/16/67.

40

TOM McCRAW

Born: Nov. 21, 1940
Height: 6'0"; **Weight:** 190
Bats, L; Throws, L

Position: First base-outfield

Birthplace/Residence: Born in Malvern, AR... Grew up in Venice, CA and now resides in Los Angeles.

Tenure: He is in his 32nd season in professional baseball, 17th as a coach or instructor... This is his 3rd season as the Orioles' hitting coach.

Signed Originally with: Chicago White Sox.



REUNION: McCraw's path with O's manager **Frank Robinson** has crossed 5 times. In '73 and part of '74, the pair were teammates at California; late in '74 they played together at Cleveland; in '75 he began his coaching career as a player-coach for the Indians under player-manager Robinson; in '83-'84, at San Francisco, he was a coach for Robinson.

COACH/INSTRUCTOR: Has a total of 10 years experience as a major league coach and 6 as a minor league instructor...Was the Mets' roving hitting instructor, '86-'88...Between '83-'85, he was a major league coach with the Giants and also spent 8 years in Cleveland's organization as a major league coach ('75-'79-'82) and minor league instructor ('76-'78).

PLAYING CAREER: Played 13 seasons in the majors, all in the American League, including 8 with the White Sox.

WHITE SOX, '63-'70: Hit 3 home runs and had 8 rbi in one game, May 24, '67, at Minnesota...In '68, led league's 1st basemen in assists (93) and double plays (103), was 2nd in the league in triples (12) and 9th in stolen

bases (20)...Also in '68, he tied a ML record for most errors by a 1st baseman (3) in an inning, May 3 vs the Yankees.

SENATORS, '71: Led the majors with 3 pinch-hit homers, all in the 9th inning...At RFK Stadium on May 17, he hit a short pop fly that resulted in an inside-the-park homer when 3 Indians collided (one of whom was **John Lowenstein**, now the O's color commentator on HTS).

INDIANS, '72: Beat the Orioles, 4-3, on July 27 at Baltimore, with a 2-run, pinch-homer with one out in the 9th inning off **Pat Dobson**.

INDIANS, ANGELS, '74-'75: In his final 2 seasons, he batted a combined .291 (282-82), the 2 best hitting years of his ML career.

MINOR LEAGUE CAREER: Had .310 average (1579-490) in 3 1/2 seasons in the minors...Won the American Association batting title in '62 (.326) and finished 5th in the Pioneer League the year before (.327).

AMATEUR: Is a '58 graduate of Venice High School, where he was All-Los Angeles as a senior in baseball...Also played basketball...Attended Santa Monica City College and was all-conference in baseball and basketball.

PERSONAL: Owns a T-Shirt business in Huntsville, AL...Has 2 children: **Brian** (8/3/66) and **Maria** (3/21/68).

YEAR CLUB	AVG.	G	AB	R	H	2B	3B	HR	RBI	BB	SO	SB	CS	HP
1960 Clinton—1	.286	116	413	72	118	16	12	9	79	36	62	26	—	15
1961 Idaho Falls	.327	115	446	84	146	27	10	11	96	46	62	22	4	8
1962 Indianapolis	.326	140	525	93	171	29	11	7	59	67	81	19	—	8
1963 Indianapolis	.282	53	195	27	55	9	3	4	17	17	31	14	3	1
Chicago (A)	.254	102	280	38	71	11	3	6	33	21	46	15	4	3
1964 Chicago	.261	125	368	47	96	11	5	6	36	32	65	15	7	4
1965 Chicago	.238	133	273	38	65	12	1	5	21	25	48	12	7	3
1966 Chicago	.229	151	389	49	89	16	4	5	48	29	40	20	11	5
1967 Chicago	.236	125	453	55	107	18	3	11	45	33	55	24	10	1
1968 Chicago	.235	136	477	51	112	16	12	9	44	36	58	20	5	5
1969 Chicago	.258	93	240	21	62	12	2	2	25	21	24	1	3	3
1970 Chicago—2	.220	129	332	39	73	11	2	6	31	21	50	12	3	4
1971 Washington—3	.213	122	207	33	44	6	4	7	25	19	38	3	3	5
1972 Cleveland—4	.258	129	391	43	101	13	5	7	33	41	47	12	10	4
1973 California	.265	99	264	25	70	7	0	3	24	30	42	3	2	2
1974 California—5	.286	56	119	21	34	8	0	3	17	12	13	2	1	0
Cleveland	.304	45	112	17	34	8	0	3	17	5	11	0	1	1
1975 Cleveland—6	.275	23	51	7	14	1	1	2	5	7	7	4	1	0

M.L. Totals .246 1468 3956 484 972 150 42 75 404 332 544 143 68 40

- * Led League
- 1—Signed by Chicago White Sox organization on 12/20/59.
- 2—Acquired by Washington from Chicago in deal for outfielder Ed Stroud on 3/29/71.
- 3—Acquired by Cleveland from Washington, along with outfielder Roy Foster, in deal for outfielder Ted Ford, on 4/3/72.
- 4—Acquired by California from Cleveland, along with second baseman Bob Marciano (assigned to Salt Lake City from Oklahoma City), in deal for shortstop Leo Cardenas, on 4/27/73.
- 5—Contract purchased by Cleveland from California on 7/17/74.
- 6—Player coach with Cleveland.

CURT MOTTON


47

Born: Sep. 24, 1940
Height: 5'8"; **Weight:** 175
Batted, R; Threw, R
Position: Outfielder

Birthplace/Residence: Born in Darnell, LA and grew up in Oakland, CA... Resides in Rochester, NY.

Tenure: Has spent 22 years in professional baseball, 15 in the Orioles' organization as a player and coach at the major league levels.

Signed Originally with: Chicago Cubs.



COACHING: Joined the Orioles' coaching staff March, '89 just prior to the season opener...Had been a coach at Rochester the previous 3

CURT MOTTON (Cont.)

years ('86-'88)...Serves as outfield coach and charts both the Orioles hitters and the O's defense.

For the 1st 5 years after his playing career ended in '74, Curt worked in real estate and insurance sales...His coaching career began in '81 as a minor league instructor for the San Francisco Giants, who were then managed by **Frank Robinson**...Remained with the Giants thru '85 before rejoining the Orioles' organization in '86.

MAJOR LEAGUE CAREER: Served effectively as a reserve outfielder and top righthanded hitting pinch hitter, '67-'71...Hit 5 career pinch homers with the O's...Played 4 full seasons with the Orioles ('68-'71) and the O's won 3 A.L. pennants...In '68, he tied an A.L. record when he homered in back-to-back pinch-hitting appearances, connecting May 15 off Detroit's **Jon Warden** and again two days later off Cleveland's **Hal Kurtz**...Both were 3-run homers.

1969, BIG HITS: Won 2 games that year with pinch home runs...Homered off KC's **Jim Rooker** on Aug. 6 with one on in the 8th to give O's 2-1 win and 2 weeks later his homer in the top of the 10th off **Paul Linblad** beat Oakland, 4-3...Also had a 2-homer game at California on Aug. 9, hitting both blasts off **Rudy May**...

In game #2 of LCS against Minnesota, he delivered a 2-out, pinch-hit single in the bottom of the 11th inning off **Ron Perranoski**, scoring **Boog Powell** to give O's 1-0 win...Was batting for **Elrod Hendricks**.

MORE POST-SEASON HEROICS: His pinch-hit rbi double with 2 out in the 7th inning helped wipe out Oakland's 3-1 lead in game #1 of the '71 LCS, as the O's scored 4 runs to win 5-3.

MINORS: Had a .308 (782-241) lifetime average at Rochester, tied for 10th best in that club's history...Before making his major league debut in '67 with the Orioles, he batted .307 (1949-599) in 5 minor league seasons, '62-'67, despite missing all of '64 and much of '65 while serving in the military ('63-'65).

Just missed winning 2 minor league batting titles...Finished 2nd in California League in '63 and again in International League in '67.

AMATEUR CAREER: Graduated from Encinal High School in Alameda, CA in '58...Lettered in baseball, basketball, football, and track...Helped lead Hayward, CA, to the Connie Mack World Series in St. Joseph, MO, in '59...Attended Santa Rosa (CA) Junior College and the University of California.

PERSONAL: Is the father of a daughter: **Simone Nicole** (2/10/71)...Curt is one of 9 children (3 brothers, 5 sisters).

YEAR CLUB	AVG.	G	AB	R	H	2B	3B	HR	RBI	BB	SO	SB	CS	HP
1962 St. Cloud—1-2	.291	124	440	70	128	22	4	13	69	96	77	4	—	7
1963 Stockton	.333	130	457	104	152	28	8	10	90	90	58	22	4	4
1964														
(Military Service- Did not play)														
1965 Fox Cities	.275	44	167	24	46	4	1	6	20	19	26	9	3	1
1966 Elmira	.287	112	394	72	113	19	7	11	62	71	78	21	5	10
Rochester	.337	27	104	22	35	5	3	4	13	12	13	3	2	0
1967 Rochester	.323	113	387	83	125	29	4	18	70	72	64	2	7	5
Baltimore	.200	27	65	5	13	2	0	2	9	5	14	0	1	2
1968 Baltimore	.198	83	217	27	43	7	0	8	25	31	43	1	3	1
1969 Baltimore	.303	56	89	15	27	6	0	6	21	13	10	3	1	1
1970 Baltimore	.226	52	84	16	19	3	1	3	19	18	20	1	2	1
1971 Baltimore—3	.189	38	53	13	10	1	0	4	8	10	12	0	0	0
1972 Salt Lake City	.320	26	75	15	24	3	0	5	15	19	17	1	0	2
Mil.-Cal.—4-5	.156	48	45	7	7	1	0	1	3	6	14	0	0	0
1973 Salt Lake City	.152	28	66	10	10	2	1	4	14	14	15	3	0	2
Birmingham	.213	31	89	19	19	4	0	6	11	28	22	0	0	1
Rochester	.222	33	81	18	18	4	0	2	11	30	17	1	0	1
Baltimore	.333	5	6	2	2	0	0	1	4	1	1	0	0	0
1974 Rochester	.300	74	210	48	63	12	0	8	46	58	42	0	0	7
Baltimore	.000	7	8	0	0	0	0	0	0	2	2	0	0	0
M.L. Totals	.213	316	567	85	121	20	1	25	89	86	116	5	7	5

- 1—Signed as a free agent by the Chicago Cubs.
- 2—Drafted by the Orioles from the Cubs' organization on 11/26/72.
- 3—Traded by the Orioles to the Brewers for RHP Bob Reynolds (named later) and cash on 12/9/71.
- 4—Traded by the Brewers to the Angels for Archie Reynolds (named later) on 5/26/72.
- 5—Signed as a free agent by the Orioles on 7/18/73.

League Championship Series Record

YEAR CLUB	AVG.	G	AB	R	H	2B	3B	HR	RBI	BB	SO	SB	CS	HP
1969 Bal. vs. Min.	.500	2	2	0	1	0	0	0	1	0	0	0	0	0
1970 Bal. vs. Min.	1.000	1	1	0	1	1	0	0	1	0	0	0	0	0
1974 Bal. vs. Oak.	.000	1	1	0	0	0	0	0	0	0	0	0	0	0
L.C.S. Totals	.500	4	4	0	2	1	0	0	2	0	0	0	0	0

World Series Record

YEAR CLUB	AVG.	G	AB	R	H	2B	3B	HR	RBI	BB	SO	SB	CS	HP
1969 Bal. vs. N.Y.	.000	1	1	0	0	0	0	0	0	0	0	0	0	0

JOHNNY OATES

46

Born: Jan. 21, 1946
Height: 6'0"; **Weight:** 185
Batted, L.; Threw, R
Position: Catcher
Birthplace/Residence: Born in Sylva, VA... Grew up in Prince George, VA (near Richmond)... resides in Colonial Heights, VA.



Tenure: Has spent the last 23 years in professional baseball, including the last 9 as a major league coach or minor league manager... His playing career spanned 15 seasons, 6 in the Orioles' organization.

Signed Originally with: Orioles.

'88, I.L. MANAGER OF THE YEAR: Returned to the Orioles' organization in 1988, after a 16-year absence, and was named International League Manager of the Year as he guided Rochester to a 77-64 record, the IL's Western Division crown and the league championship, its 1st since '74.

MORE ON MINOR LEAGUE MANAGING: Has held 3 minor league managing posts, and despite spending only one year at each has led all 3 clubs to post-season and 2 to league titles...In the Yankees' system in '82, he guided Nashville (AA) to the Southern League championship and a 77-67 record...A year later at Columbus, the Yankees' team in the International League, Oates' club was 83-57 and won the regular season championship before bowing out in the playoffs...Has a 237-188 (.558) managing record.

COACHING: Named 1st base coach of the Orioles in '89. In his only other tour as a major league coach he served 4 years ('84-'87) with the Chicago Cubs...While with the Cubs, he served at various times as dugout, bullpen, and 3rd base coach.

PLAYING CAREER: Played with 5 major league clubs during his 10-year major league career...Singled in his 1st major league at bat, Sep 17, '70, at RFK Stadium off Washington's **Dick Bosman**, now pitching coach at Rochester...In his rookie season with the Orioles in '72, he led all AL catchers in fielding percentage.

Had his best season in '75, when he was traded from Atlanta to Philadelphia early in the season and wound up as the Phillies starter, batting .286 in 90 games...Was the Phillies' opening day catcher in '76, but broke his collarbone in a home plate collision with Cincinnati's **Dave Parker** and was sidelined until mid-June, long enough for **Bob Boone** to prove himself as the new starter...Went over to the Dodgers for 3 seasons ('77-'79) and played on 2 NL pennant winners ('77-'78)...Dodgers' Manager **Tommy Lasorda** called him "one of the most intelligent catchers in the game."

JOHNNY OATES' MANAGERIAL RECORD

YEAR	CLUB	CLASS	LEAGUE	W-L	PCT.	POS.
1982	Nashville	AA	Southern	77- 67	.535	2nd
1983	Columbus	AAA	International	83- 57	.593	1st
1988	Rochester	AAA	International	77- 64	.546	1st
				237-188	.558	

MINOR LEAGUES: Played most of his minor league career in the Orioles' organization under **Joe Altobelli** and **Cal Ripken Sr.**, except for

JOHNNY OATES (Cont.)

one season under **Harry Malmberg**. Credits Ripken as the most influential, teaching him everything he knows about catching.

PERSONAL: He and his wife, **Gloria**, have 3 children: **Lori** (6/25/71), **Andy** (3/5/76), and **Jenny** (11/14/78)...In the offseason, John manages the Virginia franchise of HALO Advertising Specialties, one of the largest advertising specialty companies in the nation...Earned a degree in health and physical education from Virginia Tech in '68...Elected to Tech's Sports Hall of Fame in '83.

YEAR CLUB	AVG.	G	AB	R	H	2B	3B	HR	RBI	BB	SO	SB	CS	IP
1967 Bluefield—1	.417	5	12	5	5	1	0	1	4	2	0	0	1	0
Miami	.283	48	156	22	45	5	2	3	19	24	13	2	2	0
1968 Miami	.263	70	194	24	51	9	3	0	23	33	14	2	0	2
1969 Dal-Ft. Worth	.288	66	191	24	55	12	2	1	18	20	9	0	1	0
1970 Rochester	.375	9	16	1	6	1	0	0	4	4	2	0	0	0
Baltimore	.278	5	18	2	5	0	1	0	2	2	0	0	0	0
1971 Rochester	.277	114	346	49	96	16	3	7	44	49	31	10	4	0
1972 Baltimore—2	.261	85	253	20	66	12	1	4	21	28	31	5	7	1
1973 Atlanta	.248	93	322	27	80	6	0	4	27	22	31	1	4	1
1974 Atlanta	.223	100	291	22	65	10	0	1	21	23	24	2	3	2
1975 Atlanta—3	.222	8	18	0	4	1	0	0	1	2	4	0	0	0
Philadelphia	.286	90	269	28	77	14	0	1	25	33	29	1	0	0
1976 Phila.—4	.253	37	99	10	25	2	0	0	8	8	12	0	1	0
1977 Los Angeles	.269	60	156	18	42	4	0	3	11	11	11	1	0	0
1978 Los Angeles	.307	40	75	5	23	1	0	0	6	5	3	0	1	0
1979 Los Angeles—5	.130	26	46	4	6	2	0	0	2	4	1	0	1	0
1980 New York (A)	.188	39	64	6	12	3	0	1	3	2	3	1	2	1
1981 New York—6	.192	10	26	4	5	1	0	0	2	0	0	0	0	0
M.L. Totals	.250	593	1637	146	410	56	2	14	126	141	149	11	19	2

- 1—Selected by Orioles in Jan. 67 free agent draft (1st round, secondary phase).
 2—Acquired by Atlanta from Orioles, along with pitchers Pat Dobson and Ronc Harrison and second baseman Dave Johnson, in deal for catcher Earl Williams and infielder Taylor Duncan, on 12/17/72.
 3—Acquired by Philadelphia from Atlanta, along with first baseman Dick Allen, in deal for catcher Jim Estess, outfielder Barry Bonnell, and a minor league player to be named later or cash, plus an unspecified amount of cash, on 5/7/75.
 4—Acquired by Los Angeles from Philadelphia, along with pitcher Quency Hill, in deal for infielder Les Sizemore, on 9/16/76.
 5—Released by Los Angeles on 3/27/80, signed by New York Yankees on 4/4/80.
 6—Granted free agency by New York on 11/13/80, resigned by New York on 1/23/81.

League Championship Series Record

YEAR CLUB	AVG.	G	AB	R	H	2B	3B	HR	RBI	BB	SO	SB	CS	IP
1976 Phi. vs. Cin.	.000	1	1	0	0	0	0	0	0	0	0	0	0	0

World Series Record

YEAR CLUB	AVG.	G	AB	R	H	2B	3B	HR	RBI	BB	SO	SB	CS	IP
1977 L.A. vs. N.Y.	.000	1	1	0	0	0	0	0	0	0	0	0	0	0
1978 L.A. vs. N.Y.	1.000	1	1	0	1	0	0	0	0	1	0	0	0	0
W.S. Totals	.500	2	2	0	1	0	0	0	0	1	0	0	0	0

7


CALVIN (CAL) EDWIN RIPKEN

Born: Dec. 17, 1935
Height: 5'11"; **Weight:** 170
Batted, R; Threw, R
Position: Catcher

Birthplace/Residence: Born, grew up, and still lives in Aberdeen, MD.

Tenure: This is his 35th season in professional baseball. He has spent his entire career in the Orioles organization.

Signed Originally with: Orioles.



THE RIPKENS AND OTHER FAMILIES

FIRSTS: In '87, Cal Senior became the 1st father ever to manage 2 sons simultaneously in major league baseball history—regular season.

Among those who have managed one son are **Connie Mack** (son **Earle**, '10, '11, '14) and **Yogi Berra** (son **Dale**, '84 & '85).

The 1st time the Ripken trio hooked up professionally was in spring training '86. **Cal Junior** and **Bill** were teamed at the keystone for an exhibition split squad game at Ft. Myers on Mar 15 and the manager of that team was Cal Senior.

THREE FROM SAME CLAN: Three members of the same family in the same uniform at the same time is a rarity, matched only 3 times before in baseball history: 1973-**Jose, Hector & Tommy Cruz** for St. Louis; 1963-**Felipe, Matty & Jesus Alou** for San Francisco; 1876-**George, Sam & Harry Wright** for Boston in the National League

(**Harry**, a Hall of Famer, was the manager and pitched briefly; **George** was an outfielder-70 games in '76; and **Sam**, a shortstop appeared in only 2 games that year. We're assuming they were all in uniform together).

OTHER FAMILIES WITH 3 OR MORE IN MAJORS*

Allen—Dick, Hank & Ron
Boyer—Clete, Cloyd & Ken
Clarkson—Arthur, John & Walter
Cross—Amos, Frank & Lave
DeLahanty—Ed, Frank, Jim, Joe & Tom
DiMaggio—Dom, Joe & Vince
Edwards—Dave, Marshall & Mike
Mansell—John, Mike & Tom
O'Neill—Jim, Mike & Steve
Sadowski—Bob, Eddie & Ted
Sewell—Joe, Luke & Tommy
Sisler—Dave, Dick, & George
Walker—Ernie, Ewart (Dixie), Fred (Dixie), & Harry**

*—We count a total of 17 families with 3 or more representatives in majors.
 —Ewart was father of **Fred & Harry and brother to **Ernie**.

TOGETHERNESS: **Cal Junior** was a 2nd round pick in the June '82 draft while younger son, **Bill**, was chosen on the 11th round in June '82. Cal Sr. & Jr. have been teammates in spring training as well as in regular season for the last 11 years (starting in '81). None of the Ripkens has ever worked in another organization

VI & THE REST OF THE RIPKENS: The lady who has made the Ripken story possible is **Vi** (short for **Violet**), who was honored in Jan '88 at the annual Tops in Sports baseball dinner as Maryland's

"First Lady of Baseball." The award was presented by **Governor William Donald Schaefer**.

Vi and **Senior** have been married 33 years (Nov. 20, '57). Their 4 children in order of appearance: **Ellen Leigh** (3/22/59), **Cal Jr.** (8/24/60),

Fred (11/25/61), and **Bill** (12/16/64). **Ellen**, who was married to **Jerome Heathcote** last October, works with her brother **Fred**, owner of Ripken Cycles. **Fred** and his wife, **Tina**, have one daughter.

Cal Senior has 2 older brothers, **Oliver** and **Bill**. The latter was once a Brooklyn Dodgers farmhand.

BEST & WORST MONTHS IN ORIOLES HISTORY

MONTH	MOST WINS	MOST LOSSES	HIGHEST PCT.	LOWEST PCT.
April	16-7 ('69)	1-22 ('88)	.917, 11-1 ('66)	*.043, 1-22 ('88)
May	21-8 ('81)	10-19 ('55)	.724, 21-8 ('81)	.333, 9-18 ('54)
June	21-10 ('64)	5-23 ('87)	.757, 25-8 ('66)	.179, 5-23 ('87)
July	25-8 ('66)	9-21 ('54)	.714, 20-8 ('77)	.300, 9-21 ('54)
August	22-8 ('60)	7-25 ('54)	.733, 22-8 ('60, '70)	.219, 7-25 ('54)
Sept.-Oct.	22-8 ('70)	8-24 ('86)	.806, 25-6 ('74)	.226, 7-24 ('87)
	25-6 ('74)	7-24 ('87)		

* Lowest in A.L. history

PRO CAREER

COACHING: Cal has spent 13 years on the O's coaching staff, 11-1/2 as 3rd base coach...He joined the staff in '76, replacing **George Staller** who had retired at the end of the previous season. Cal served as bullpen coach until June 27, '77, when he took over at 3rd base after **Billy Hunter** left to manage the Texas Rangers.

MANAGING: Has managed for 14 and a fraction seasons in professional baseball, all in the Orioles' organization. His 13-plus years as a manager in the Birds' farm system ('61-'74) represent the longest tenure of any minor league skipper in Orioles' history...**Earl Weaver** and **Joe Altobelli** are tied for 2nd in that category, each having managed 11 years for the Birds in the minors...During that span, Cal managed at all levels except "rookie" league.

Following the '86 season he replaced **Earl Weaver** to become only the 7th "non-interim" manager in the club's 34-year history (excluded are **Luman Harris** who finished out the '61 season after **Paul Richards**

CAL RIPKEN SR. (Cont.)

resigned in late August, and Cal, himself, who bridged the gap for one game between **Joe Altobelli** and **Earl Weaver** in '85).

Cal was replaced by **Frank Robinson** on Apr 12, '88, after the O's lost the first 6 games of the season (a streak that went to 21 before it ended)...His overall record as manager was 68-101, .402.

He began his managing career at Leesburg, FL on June 7, '61, as a replacement for **Billy DeMars**, who had just been promoted to a Class B league. After 10 weeks on the job, he was rushed to Rochester (Aug 17) for emergency duty as a catcher, and was replaced at the Leesburg helm by **Ray Scarborough**, then a scout for the O's.

Cal had only 2 losing records in the minors: In '62, his 1st full season as a manager and his last as a player, and '67 at Miami.

He won the 1st of 2 pennants at Aberdeen, SD by 12 games in '64 with a club that included 7 players who would ultimately play in the majors: **Jim Palmer**, **Lou Piniella**, **Mark Belanger**, **Andy Etchebarren**, **Eddie Watt**, **Dave Leonhard**, and **Mike Fiore**.

That '64 club went 81-34, and Cal was the Northern League's Manager of the Year...Former Orioles' 3rd base coach, **Jimmy Williams**, managed at Grand Forks, ND in the same league for the Dodgers that year.

He finished 1st again in '72 at Asheville in the AA Southern League...Preceded **Joe Altobelli** at Rochester in '69 & '70.

EJECTIONS: Senior has been ejected 28 times in the big leagues, 20 as 3rd base coach and 8 as a manager (all in '87)...**Dale Ford**, **Mark Johnson**, and the late **Bill Kunkel** have been his most frequent ejectees, 3 times each...Tied for 2nd at 2 apiece are **Rocky Roe**, **Durwood Merrill**, and **Greg Kosc**.

During Cal's full year as manager in '87, the umpiring team of **Larry Barnett-Kosc-Roe** and **Tim Tschida** accounted for 5 of his 8 dismissals.

SCOUTING: In '75, he turned to scouting, primarily at the professional level, but he also did some free agent scouting and served as a "trouble shooter" in the farm system.

PLAYING CAREER: Rip was a catcher in the O's organization although he also played some 3rd base and outfield and even pitched. He enjoyed his best year under **Earl Weaver** at Fox Cities (Appleton, WI) in '60. He became a player-manager the following year.

Cal Ripken's Career Record

YEAR CLUB	AVG.	G	AB	R	H	2B	3B	HR	RBI
1957 Phoenix	.274	112	398	68	109	15	6	7	60
1958 Wilson	.216	118	393	40	85	20	2	4	38
1959 Pensacola	.292	61	219	36	64	14	3	2	35
Amarillo	.203	30	69	6	14	2	0	0	3
1960 Fox Cities	.281	107	356	59	100	20	4	9	74
1961 Little Rock	.185	32	81	6	15	2	1	1	8
Leesburg	.236	52	127	20	30	3	0	1	13
Rochester	.083	11	24	2	2	0	0	1	1
1962 Appleton	.273	58	143	25	39	9	0	4	38
1963 Aberdeen				(did not play)					
1964 Aberdeen	.000	2	1	0	0	0	0	0	0
Pro Totals	.253	583	1811	262	458	85	16	29	281

Cal's managerial record

YEAR	CLUB	CLASS	LEAGUE	W-L	PCT
1961	Leesburg, FL (6/7-8/16)	D	Florida State	37-36	.507
1962	Appleton, WI	D	Midwest	61-63	.492
1963	Aberdeen, SD	A	Northern	65-55	.542
1964	Aberdeen, SD	A	Northern	80-37	.684
1965	Tri-City, WA	A	Northwest	81-58	.583
1966	Aberdeen, SD	A	Northern	47-22	.681
1967	Miami, FL	A	Florida State	65-76	.461
1968	Elmira, NY	AA	Eastern	77-63	.550
1969	Rochester, NY	AAA	International	71-69	.507
1970	Rochester, NY	AAA	International	76-64	.543
1971	Dallas-Ft. Worth, TX	AA	Texas	82-59	.582
1972	Asheville, NC	AA	Southern	81-58	.583
1973	Asheville, NC	AA	Southern	71-69	.507
1974	Asheville, NC	AA	Southern	70-67	.511
1985	Baltimore (6/13)	Major	American	1-0	1.000
1987	Baltimore	Major	American	67-95	.414
1988	Baltimore	Major	American	0-6	.000
				1032-897	.535

PLAYERS

BRADY KEVIN ANDERSON

9


Born: Jan. 18, 1964
Height: 6'1"; **Weight:** 185
Bats, L; Throws, L
Position: Outfield

Birthplace/Residence: Born in Silver Spring, MD... Resides in Poway, CA.

Contract Status: Signed thru '91.

Tenure: 2 years, 114 days.

Signed Originally with: Boston.



YEAR CLUB	AVG.	G	AB	R	H	2B	3B	HR	RBI	BB	SO	SB	CS	HP
1985 Elmira-1	.256	71	215	36	55	7	*6	5	21	*67	32	13	9	2
1986 Winter Haven	.319	126	417	86	133	19	11	12	87	107	47	44	19	6
1987 New Britain	.294	52	170	30	50	4	3	6	35	45	24	7	3	2
Pawtucket	.380	23	79	18	30	4	0	2	8	16	8	2	1	0
1988 Bos.-Bal.	.212	94	325	31	69	13	4	1	21	23	75	10	6	4
Pawtucket-2	.287	49	167	27	48	6	1	4	19	26	33	8	3	3
1989 Baltimore	.207	94	266	44	55	12	2	4	16	43	45	16	4	3
Rochester	.200	21	70	14	14	1	2	1	8	12	13	2	2	2
1990 Baltimore	.231	89	234	24	54	5	2	3	24	31	46	15	2	5
Frederick	.429	2	7	2	3	1	0	0	3	1	0	0	0	0
Hagerstown	.382	9	34	8	13	0	2	1	5	5	5	2	1	0
ML Totals	.216	277	825	99	178	30	8	8	61	97	166	41	12	12
1988 Bal. only	.198	53	177	17	35	8	1	1	9	8	40	6	4	0

GWRBI: '88-2

* Tied for League Lead

1-Selected by Boston in June '85 free agent draft (10th round).

2-Acquired by Orioles from Boston, along with pitcher Curt Schilling, for pitcher Mike Boddicker, on 7/30/88.

Career Highs, Game: Runs-2, 15 times, (latest Aug 28, '90 vs NY); **Hits-4,** (July 28 (1), '90 at KC and Sep 16, '88 at Det); **HR-1; RBI-3, 4 times,** (latest July 27, '90 at KC); **Walks-4,** (Apr 22, '90 vs Det); **SB-2, 4 times,** (latest Sep 16, '90 at Tor).

Hitting Streak: 6, twice, (latest Aug 19 thru 25, '90).

Grand Slams: None.

1990 SEASON SUMMARY

Shoulder and ankle injuries limited him to 55 starts (lf-1, cf-19, rf-35)...Had the best stolen base success rate in the AL (minimum 15 sb), converting 88.2% (15 of 17)...Ended the season with a streak of 13 consecutive successful steals, longest string by an Oriole since **Al Bumbry** swiped 15 straight without being caught, between Aug 7, '79 and Apr 22, '80...Anderson was last thrown out May 7 by California's **John Orton**.

By Month

1990 Season					Lifetime				
Avg	AB	H	HR	RBI	Month	Avg	AB	H	RBI
.308	13	4	0	4	April	.273	154	42	1
.219	32	7	0	1	May	.206	209	43	3
.250	4	1	0	1	June	.152	46	7	0
.500	30	15	2	9	July	.316	76	24	2
.183	71	13	1	6	August	.171	170	29	2
.167	84	14	0	3	Sep-Oct	.194	170	33	0

His .333 (18-6) average as a pinch-hitter was 3rd in the AL among those with 20 or more plate appearances.

Sore left shoulder prevented him from playing defensively until Apr 29, but he made the most out of his dh and ph appearances that month going 4-for-10 (.400) with 6 walks and 2 "sudden death" game-winning rbi: a bases-loaded walk off Detroit's **Mike Henneman** (one of his 4 walks that game) on Apr 22 and a single off California's **Mike Witt** on Apr 30.

BRADY ANDERSON (Cont.)

Sprained his left ankle on June 8 in pre-game batting practice and was on the disabled list until July 20.

Played in the final 9 games of July and went 15-for-30 with 3 doubles, 1 triple, 2 homers and 9 rbi...Had his best series of the year, July 27-29 at KC when he helped the O's win 3 of 4 while going 8-for-14 with 3 doubles, a homer and 5 rbi.

After July, however, he batted only .174 (155-27) in his final 50 games, dropping his average from .342 to final .231...Had only 2 multi-hit games the rest of the season and only 3 extra-base hits.

MISCELLANEOUS: Batted 115 points higher on the road than at home (.296 to .175), biggest difference on the club...Batted .307 (101-31) with men on base.

1990 AND MAJOR LEAGUE CAREER

STOLEN BASES: Has stolen 31 bases in his last 37 tries (83.7%) since the start of the '89 season...Only **Mookie Wilson** (87.5%) and **Rickey Henderson** (85.5%) have been tougher to throw out in the AL over the last 2 seasons.

His ML career success rate is 77% (for comparison's sake, the AL average last season was 68.6%).

FAVORITE PARKS/PITCHERS: Has done his best hitting at Milwaukee (.345, 29-10); Detroit (.323, 31-10) and Texas (.300, 20-6)...Favorite pitchers have been: **Mike Boddicker**, for whom Anderson was traded in a deal with the Red Sox (.462, 13-6); **Mike Witt** (.444, 18-8) and **Jack Morris** (.438, 16-7).

1989: Began the season as the O's leadoff hitter, but struggled in mid-May and, after starting 45 of the first 49 games, cracked the lineup only 20 times the remainder of the season...Set club record for most stolen bases in April (8)...Thru May 2, he was leading the AL in doubles (10), 5th in runs (20) and extra-base hits (13)...However, from that point on, he reached base only 58 times and had only 2 doubles in 69 games...Had 25 hits in April, only 30 the rest of the season...Batted .143 after May 17.

PREVIOUS CAREER HIGHLIGHTS

1988, ML DEBUT WITH RED SOX: Chosen in the spring as the AL East's top prospect by Baseball America...Started the season with Boston after batting .326 (86-28) in spring training...Was the starting center fielder in April while **Ellis Burks** was recovering from an early spring ankle injury...Was the regular right fielder for most of May...Played in 41 of the Sox' first 49 games (all starts)...Went 3-for-5 against Detroit's **Jack Morris** in his ML debut on opening day...Was batting .277 (112-31) on May 22 after 31 games, then went 3-for-36 (including 0-for-his-last-20) and was assigned to Pawtucket on June 4.

Pawtucket: Went 0-for-13 after reporting to Pawtucket (extending his hitless string to 0-for-33), then batted .312 (154-48) the rest of the way.

Orioles: Started 43 of 58 games after trade on July 30, all in center field...Hit safely in 4 of first 5 games with O's, but batted .195 (154-30) the remainder of season...Hit 1st major league homer at Baltimore off Milwaukee's **Tom Filer** on Aug 6...Had 11 sacrifice bunts, only 5 others in the AL had more...Also had 6 bunt singles.

1987: Limited to 75 games because of a severely sprained right ankle sustained in a clubhouse accident on June 5...Was batting .304 for New Britain (AA) at the time...Missed 49 games...Promoted to Pawtucket on Aug 8...Hit safely in 18 of 23 games with Pawsox...Added to big league roster in November...Batted .350 in the Mexican League for Tijuana, but didn't have enough plate appearances to qualify for the batting title.

EARLY CAREER: Signed for the Red Sox by **Joe Stephenson**...With Winter Haven in 1986, was named to post-season Florida State League All-Star team...Led FSL in walks (107) and on-base pct. (.459)...Was tied for 3rd in homers (12) and 7th in batting (.319)...In 1985, at Elmira, led the New York-Penn League in walks (67 in 71 games) and in triples (tied, 6)...Played for the Red Sox in Hall of Fame Game at Cooperstown, July 29, '85...Stole 57 bases in 1st 2 pro seasons.

AMATEUR CAREER: Graduated from Carlsbad (CA) High School in '82...Named team mvp in '79 and '80 and all-league and all-North County

in '81 and '82...Also lettered 3 times as a guard on the basketball team...Attended University of California at Irvine, '82-'85...As a sophomore in '84, he slugged 8 triples, tied for 3rd in the nation with **Oddie McDowell**, then of Arizona State...Played outfield and 1st base in college.

PERSONAL: Born in Silver Spring, MD, but family moved to California when he was an infant...His father, **Jerry**, ran track at University of California-Santa Barbara...Uncle played on several world class fast-pitch softball teams...Studied economics at UC-Irvine...Single.

JEFFREY (JEFF) SCOTT BALLARD

29


Born: Aug. 13, 1963
Height: 6'2" • **Weight:** 203
Bats, L. Throws, L
Position: Pitcher

Birthplace/Residence: Born in Billings, MT...
Resides in Cockeysville, MD.

Contract Status: Signed thru '91.

Tenure: 3 years, 30 days.

Signed Originally with: Orioles.



YEAR CLUB	W-L	ERA	G	GS	CG	SHO	SV	IP	H	R	ER	BB	SO
1985 Newark—1	10-2	1.41	13	13	6	*3	0	96	78	20	15	20	91
1986 Hagerstown	9-5	*1.85	17	17	5	2	0	112	106	39	23	32	115
Charlotte	5-2	3.32	10	10	0	0	0	59.2	70	29	22	20	35
Rochester	0-2	7.11	2	2	0	0	0	6.1	11	6	5	3	7
1987 Rochester	13-4	3.09	23	23	4	1	0	160.1	151	60	55	35	114
Baltimore	2-8	6.59	14	14	0	0	0	69.2	100	60	51	35	27
1988 Rochester	4-3	2.97	9	8	3	1	0	60.2	56	26	20	11	32
Baltimore	8-12	4.40	25	25	6	1	0	153.1	167	83	75	42	41
1989 Baltimore	18-8	3.43	35	35	4	1	0	215.1	240	95	82	57	62
1990 Baltimore	2-11	4.93	44	17	0	0	0	133.1	152	79	73	42	50
ML Totals	30-39	4.42	118	91	10	2	0	571.2	659	317	281	176	180

* Led League • Tied for League Lead

1—Selected by Orioles' in June '85 free agent draft (7th round). Signed by George Lauzerique drafted by Orioles in 27th round of June '84 draft but did not sign.

Low Hitters: 3-Hitter, (Aug 13, '88 at Mil); 4-Hitter, (Aug 18, '88 vs Oak).

Strikeout Highs: 5, 3 times, (latest Sep 16, '89 vs KC).

Walk High: 9, (June 3, '87 at Oak).

Winning Streak: 5, (Apr 9 thru 30, '89).

Losing Streaks: 8, (May 29 thru Oct 2, '87); 5, 3 times, (latest June 1 thru Aug 1, '90).

Pitches: Fastball, curve, slider, forkball.

1990 SEASON SUMMARY

Won 16 fewer games in '90 than he did in '89, the 2nd biggest decrease over 2 seasons in club history, and the 2nd largest in the majors over the last 2 years...**Steve Stone**, bothered by shoulder and elbow problems, went from 25 to 4 wins, '80-'81...In the majors last year, only **Bret Saberhagen**, 23 wins to 5, and **Rick Sutcliffe**, 16 to 0, both beset by arm problems, experienced as big as dropoff in wins from '89.

Went nearly 4 months between wins: May 27 at Texas, 9-2, his only win as a starter (over **Bobby Witt**), and Sep 23 at home in relief, 2-1 over

1990 Season					By Month		Lifetime			
W-L	ERA	IP	ER	G	Month	W-L	ERA	IP	ER	G
0-3	3.91	25.1	11	4	April	5-3	2.45	62.1	17	9
1-2	3.95	27.1	12	5	May	7-5	4.11	96.1	44	17
0-4	7.34	34.1	28	6	June	4-11	6.10	103.1	70	18
0-0	2.08	13.0	3	10	July	2-7	4.95	72.2	40	21
0-1	6.52	19.1	14	10	August	7-4	3.66	108.1	44	23
1-1	3.21	14.0	5	9	Sep-Oct	5-9	4.62	128.2	66	30

JEFF BALLARD (Cont.)

Milwaukee's **Ted Higuera**... That win was his 1st at Memorial Stadium in over a year (since Sep 20, '89).

Began the season as the O's #2 starter... O's scored 12 runs in his first 7 starts (while he went 0-5, 3.92)... Had no decision in next start before winning at Texas in his 9th start... Following that victory, he went 0-4 in next 6 starts and moved to the bullpen with a 1-9 record and a 5.28 era to begin the month of July.

Made the 1st relief appearance of his career on July 3 at Texas, after 49 ML starts... The remainder of the season he made 29 appearances, 27 in relief.

Was 1-10 (5.09, ip-97.1, h-115, er-55) in 17 starts and 1-1 (4.50, ip-36, h-37, er-18) in 27 relief app's... O's scored 23 runs in his 10 losses as a starter.

Allowed 22 homers in 133.1 innings, 3rd highest rate in the AL behind teammate **Dave Johnson** (180 ip, 30 hr) and Cleveland's **Sergio Valdez** (102.1 ip, 17 hr).

MISCELLANEOUS: Led the AL East in wins in '89, but was 1-7 (4.97, ip-58, er-42) last season against that division... Lefties batted .287 (136-38), righties .290 (389-113)... Longest outing came in his 3rd start, Apr 22, when he went 8 innings in a no decision against Detroit (O's won 3-2 in 11).

1990 AND MAJOR LEAGUE CAREER

STRIKEOUTS/WALKS: Struck out only 3.38 batters per 9 innings, 5th lowest in the AL... In his career has fanned 2.83 per 9 but remains the only pitcher to fan NY's **Don Mattingly** 3 times in a game.

Struck out season-high 4 batters on June 17 and June 22, both vs Boston... Career high is 5 (3 times, latest Sep 16, '89 vs KC)... Has fanned 3 or less 84 times in 91 starts.

Has walked only 2.77 batters per 9 in his career, including only 2.53 over the last 3 seasons.

TRIPLE PLAYS: Started a triple play at Oakland on Aug 8 (see p. 40 for details)... It was the 2nd triple play ball he's thrown (also had one on '89 vs NY, the only other triple play by the O's in the last 11 years)... Only one other Oriole has ever thrown 2 triple play balls (**Mike Cuellar**).

PICKOFFS: Has picked 16 runners off 1st base during his career, including 10 in '89.

PREVIOUS CAREER HIGHLIGHTS

'89, AL'S TOP LEFTY: Spent 1st full season in the majors and won more games (18) than any other lefthander in the AL... Led the AL East in wins... Fifth overall in AL and 7th in win pct. (.692).

Entered '89 with a 10-20 career record in the majors... Finished with the most wins by an Oriole since '84 when **Mike Boddicker** won 20... Most by an Oriole lhp since **Scott McGregor** was 18-7 in '83.

Became the 1st and one of only 2 AL pitchers to defeat all 13 opposing teams in '89 (**Saberhagen** was the other)... First Oriole to do it since **Steve Stone** in '80.

Pitcher of the Month in April: Set an O's record for most wins in April when he won all 5 of his starts and was named AL "Pitcher of the Month" (5-0, 1.46)... In 1st start, beat **Frank Viola** at Minnesota on Apr 9 in a 7-hit, 8-1 win, becoming the 1st lefthander to throw a complete game win over the Twins at home in 2 years.

Quickest to Reach 8 Wins: Continued hot thru his 1st 11 starts and on June 5 was 9-1 (2.12, ip-72.1, h-70, r-18, er-17, bb-18, so-18)... Only loss came at home to Seattle's **Scott Bankhead**, 6-5... Handed Oakland's **Dave Stewart** his 1st loss (after a 6-0 start) at home on May 11, 6-2, to tie Stewart for AL victory lead... Win #8 at Cleveland, 5-2 on May 26, pushed the Orioles into 1st place, beginning a stretch of 98 straight days in the top spot... Reached 8 wins quicker than any pitcher in Orioles' history.

Shot at 20: Earned his 18th win on Sep 20, a 9-2 decision at home over Detroit... Had 2 more starts and in those 2 allowed only 3 runs and 13 hits in 16.1 innings, but the O's scored only one run in the 2 starts combined... Lost a complete game to New York's **Chuck Cary**, 2-0, at home on Sep 24 and didn't get the decision vs Toronto in the O's 2-1 loss in the 1st game of "the series" at the SkyDome.

Miscellaneous: The last pitcher to win 18 or more games and have fewer strikeouts than Ballard (62) was **Dick Newsome** with the '41 Red Sox who won 19 games as a rookie fanned 58... On Aug 21 vs Milwaukee he became the 1st pitcher in Orioles' history to throw a shutout without a walk or strikeout.

The O's scored 198 runs in his 35 starts, 5.7 runs per start, best on the staff... O's had 11 games when they hit 3 or more homers—8 came with Ballard on the mound.

Tied with **Dennis Eckersley** and teammate **Gregg Olson** for 6th place in the BBWAA's Cy Young voting (3 points apiece).

1988 SEASON: Although he wasn't recalled from Rochester until May 19, tied for the O's lead in wins (8) with **Dave Schmidt**, and topped all O's pitchers in complete games (6)... He was the only lefthanded starter to win a game for the Birds.

Was the only Oriole to pitch 2 consecutive complete game wins when he blanked the Brewers on a 3-hitter, 5-0, at Milwaukee on Aug 13, then downed the A's on a 4-hitter, 10-1, on Aug 18... His best month was August when he was 3-2 (era-2.20, ip-45, er-11).

1987: ML DEBUT/1ST WINS: Spent total of 2 months with Orioles and the rest of the season at Rochester, where he was 2nd in the International League in wins (13) and 3rd in era (3.09)... Served 2 tours with the O's, May 8 thru June 9 (2-3), and Sep 1 thru end of season (0-5).

Made big league debut May 9 at Chicago in a no-decision effort... Pitched only 2 innings and left with 5-5 tie. His 1st big league win came 2 starts later at Seattle on May 19 (over **Mike Trujillo**)... Won again in his next outing, at Oakland May 25, but didn't win another game for the O's the rest of the year while losing his last 8 decisions... Allowed 17.44 walks/hits per 9 innings, highest ratio in majors (min. 50 innings).

At Rochester he was named to Topps' Class AAA All-Star team... Allowed the fewest walks per 9 innings (1.65) and fewest baserunners per 9 innings (10.72).

MINOR LEAGUE SUMMARY

Owens a 41-18 record in the minors over 74 appearances (73 starts), and has compiled a 2.55 era (ip-495, er-140). He's struck out (394), better than 3 times more than he's walked (121), and has walked only 2.2 batters per 9 innings... Has finished among the top 3 in era 3 times: '85-NY-Penn League (3rd)... '86-Carolina League (1st)... '87-International League (3rd).

THREE LEVELS IN '86: Set club record at Hagerstown with his league-leading 1.85 era (the era for league as a whole that year was 4.37)... Also led league's starters in strikeout average (9.24) per 9 innings and was 2nd in fewest walks per game (2.49)... Was leading Carolina league in wins when promoted to Charlotte in early July... Won his 1st 4 decisions in the Southern League... Promoted again, to Rochester late August... Lost his only 2 regular season decisions, but beat Richmond in a playoff game during the International League playoffs.

NEWARK '85: Led Newark in wins (10), era (1.41), complete games (6) and strikeouts (91)... Tied for league lead in shutouts (3)... Held opponents to .217 average (359-78) while giving up 2 or fewer earned runs in 12 of 13 starts.

AMATEUR BACKGROUND: At Stanford he set school records for career wins (37), innings (428) and strikeouts (316, since broken), was All-Pac 10 twice ('83 & '85) and also set a Pac-10 record for career innings.

As a senior, he was 14-4, tying another school mark for wins in a season... That year ('85) Stanford was 5th in the nation.

On July 20, '88, the 2 biggest winners in Stanford history, Ballard & the White Sox' **Jack McDowell**, were to have squared off in Baltimore, but the game was rained out... **McDowell** won 35 games there and holds the career strikeout record (337)... They were teammates in '85 (**Pete Stanicek** was also on that club).

Played basketball at Billings West High School... There is no high school baseball in Billings, but he played American Legion ball.

JEFF BALLARD (Cont.)

PERSONAL: Earned degree in geophysics from Stanford...Has worked as a geophysicist at Balcrom Oil Company (in Billings) in the off-season...**Jeff McNally**, son of Orioles' Hall of Famer **Dave**, is one of his best friends...They went to Stanford together to play baseball, but McNally had to give up the game because of injury and he is now a doctor, serving his residency at the Mayo Clinic in Rochester, MN...Orioles player representative.

48

JOSE JOAQUIN BAUTISTA

Born: July 25, 1964
Height: 6'2"; **Weight:** 207
Bats, R; Throws, R
Position: Pitcher
Birthplace/Residence: Born in Bani, Dominican Republic. Resides in Cooper City, FL.
Contract Status: Signed thru '91.
Tenure: 2 years, 15 days.
Signed Originally with: New York Mets.



YEAR CLUB	W-L	ERA	G	GS	CG	SHO	SV	IP	H	R	ER	BB	SO
1981 Kingsport—1	3-6	4.64	13	11	3	2	0	66	84	54	34	17	34
1982 Kingsport	0-4	8.92	14	4	0	0	5	38	61	44	38	19	13
1983 Sarasota Mets	4-3	2.31	13	13	2	0	0	82	66	31	21	32	44
1984 Columbus (Ga.)	13-4	3.13	19	18	5	3	0	135	121	52	47	35	26
1985 Lynchburg	15-8	2.34	27	25	7	3	1	169	145	49	44	33	109
1986 Jackson	0-1	8.31	7	4	0	0	0	22	36	22	20	8	13
Lynchburg	8-8	3.94	18	18	5	1	0	119	120	58	52	24	62
1987 Jackson—2	10-5	3.24	28	25	2	0	0	169	174	76	61	43	86
1988 Baltimore	6-15	4.30	33	25	3	0	0	171.2	171	86	82	45	76
1989 Baltimore	3-4	5.31	15	10	0	0	0	78	84	46	46	15	30
Rochester	4-4	2.83	15	13	3	1	0	98.2	84	41	31	26	47
1990 Baltimore	1-0	4.05	22	0	0	0	0	26.2	28	15	12	7	15
Rochester	7-8	4.06	27	13	3	0	2	108.2	115	51	49	15	50
ML Totals	10-19	4.56	70	35	3	0	0	276.1	283	147	140	67	121
Pro Totals	74-70	4.15	251	179	33	10	8	1274	1289	625	588	319	684

1—Signed by New York Mets as undrafted free agent on 4/25/81.
 2—Acquired by Orioles from the New York Mets in the major league draft (\$50,000) on 12/7/87.

Low Hitter: 4 (Sep 3, '88 at Sea)
Strikeout High: 7 (Aug 15, '88 at Mil).
Walk Highs: 4, 3 times
Winning Streak: 3 (June 24-July 10, '88)
Losing Streak: 6 (Aug 10 thru Sep 20, '88)
Pitches: Fastball, slider, forkball, change-up.

1990 SEASON SUMMARY

Had 3 hitches with the Orioles last year and has been back and forth between the majors and minors 5 times in the past 2 seasons...In 1990, he was with the O's Apr 9-22, June 8-13 and Aug 19-Oct 3...Limited opposing righthanded batters to a .197 average (13-for-66)...Strikeout high was 3 in a game, twice: June 10 vs New York and June 13 vs Milwaukee in consecutive appearances.

ONLY IN RELIEF: Last year was the 1st time in his 3 major league seasons he did not start a game...In 1988-89, 35 of his 48 major league appearances came as a starter...Last year, all 22 outings came in relief.

Bautista pitched only 26.2 innings in 22 games...Twelve of his appearances lasted less than a full inning including 10 of his final 12 games...Almost half of his innings came in 4 consecutive appearances: June 13 (3 innings), Aug 22 (3.1 innings), Aug 25 (3.2 innings) and Aug 26 (3 innings).

LONE VICTORY: His only decision of the season was a 6-3 victory, Sep 24, over the Yankees and **Alan Mills** at New York...In that game, he retired

the only batter he faced...It was his 1st major league win since beating Oakland, June 17, '89.

CAREER VS OAKLAND: Did not face the Athletics in 1990, but holds a 2-0 career mark in 3 games with a 1.80 era (ip-20, er-4) against the 3-time defending AL champions.

FIRST HALF/SECOND HALF: In his career, he is 8-10 with a 4.55 era in 39 games, (ip-172.0, er-87) overall in the 1st half compared to 2-9 with a 4.57 era in 31 games, (ip-104.1, er-53) overall in the 2nd half...He was 1-9 in the 2nd half of '88.

ROCHESTER: In his 2 stints last year with the Red Wings, his stats were: 7-8 with a 4.06 era (g-27, gs-13, cg-3, sv-4, ip-108.2, h-115, r-51, er-49, bb-15, so-50).

PREVIOUS CAREER HIGHLIGHTS

1989 SEASON: Was up with the Orioles 4 times...Opened season in the rotation, but was placed on the disabled list, May 21, with a sore back...Sent to Rochester, May 29, on rehabilitation assignment...Reactivated and recalled to the O's, June 10, but optioned to Rochester, June 18...Was recalled June 23 only to be reoptioned, June 30...Remained with the Red Wings until the rosters expanded and was recalled Sep 3.

Orioles: Made 9 starts through May 19...Was 2-4 with a 5.03 era (ip-53.2, er-30)...In his 1st start, pitched a season-high 8 innings in a 6-4 win, Apr 6 vs Boston...In next start, recorded season-high 5 strikeouts, Apr 11 at Kansas City.

Getting All A's: Beat Oakland, World Series winners, twice, Apr 26 at Oakland and June 17 at Memorial Stadium...Limited Athletics to 3 runs (all earned), 10 hits, 3 walks and 2 strikeouts in 13 innings.

His win June 17 was his final decision of the season and was his only appearance between May 19-June 23...Pitched in 5 games after that, all in relief...Had 6.87 era in relief (ip-18.1, er-14).

Rochester: Was 4-4 with 2.83 era in 15 games, 13 starts...Won 3 of his last 4 games, Aug 1-31, with 3 no-decisions...Pitched 3 complete games, July 26 vs Pawtucket, Aug 1 at Tidewater and Aug 26 vs Toledo...His win at Tidewater was a 3-hit shutout, winning 6-0...Allowed only 4 hits in victory against Toledo...Was 0-0 with 2.45 era in relief (ip-7.1, er-2).

1988 SEASON: In his 1st season above AA ball, became the 1st Oriole rookie to lead the team in innings pitched (171.2) since **Tom Phoebus** in '67...Was 2nd among AL rookies in that category to Chicago's **Melido Perez** (197)...Set a club record for losses by a rookie (15).

Pitched 8 times in relief (0-1, era-4.74) before entering the rotation in May...As a starter, got off to a rocky 2-5 mark, but won 3 straight games, June 24-July 10, heading into the All-Star break...His streak began with a win over **Roger Clemens** at Fenway Park...After that, the Red Sox went on an AL record 24-game home winning streak which lasted until Aug 13.

Major League Debut: Pitched 3.2 innings in relief, Apr 9, in a 12-1 loss at Cleveland (h-7, r/er-3, bb-1, so-3)...Made his 1st start, May 12 at Texas, but lost, 2-1 (ip-4.2, h-5, r/er-2, bb-3, so-2)...Earned 1st major league victory in his next game, May 18 vs California, starting and winning an 8-7 contest.

Following the All-Star break, O's scored 25 runs in his 13 starts...He was 1-9 with a 4.61 era, winning 5-4 at home, Aug 5, vs Milwaukee...Finished season with 6-game losing and 9-game winless streaks.

AL'S Best in August: Had 1.79 era (ip-40.1, h-30, r-11, er-8), lowest in the league in August...In 5 starts, however, he was only 1-2...The win came against Milwaukee's **Ted Higuera**, Aug 5, while he dropped a 1-0 game to **Mark Langston**, Sep 2 at Seattle...He threw only 70 pitches in that game which took just 1:45, the shortest game in the majors in '88...Struck out career-high 7 Brewers, Aug 15 at Milwaukee.

MINOR LEAGUES: Was 7-13 in his 1st 3 professional seasons, all before he turned 20 years old...Since then, including 1990, his minor league record is 57-38 (.600 winning percentage) with 472 strikeouts, 184 walks and a 3.33 era (ip-821.1, er-304).

His control was amazingly sharp during most of his minor league career. Led Carolina League with only 1.92 walks per 9 innings in '85., and was almost equally stingy the following year at Jackson and Lynchburg.

IN UNIFORM

JOSE BAUTISTA (cont)

Hurled 7-inning no-hitter, May 26, '85 vs Prince William...Lost a no-hitter in the 8th inning, July 18, '85 vs Salem...Had 9-game winning streak that year.

PERSONAL: One of 16 children, including 10 boys...Has 3 brothers who have played pro ball...Graduate of the Bani School in the Dominican Republic...Has a son, **Jose** (3/2/87).

1

JUAN BELL (MATHEY)

Born: Mar. 29, 1968

Height: 5'11"; **Weight:** 170

Bats: L-R; **Throws:** R

Position: Shortstop

Birthplace/Residence: Born and still resides in San Pedro de Macoris, Dominican Republic.

Contract Status: Signed thru '91.

Tenure: 47 days.

Signed Originally with: Los Angeles.



YEAR CLUB	AVG.	G	AB	R	H	2B	3B	HR	RBI	BB	SO	SB	CS	HP
1985 Brad. Dodgers—1	.160	42	106	11	17	0	0	0	8	12	20	2	1	1
1986 Sarasota	.240	59	217	38	52	6	2	0	26	29	28	12	2	1
1987 Bakersfield	.245	134	473	54	116	15	3	4	58	43	91	21	7	3
1988 San Antonio	.279	61	215	37	60	4	2	5	21	16	37	11	3	2
Albuquerque—2	.300	73	257	42	77	9	3	8	45	16	70	7	9	1
1989 Rochester	.262	116	408	50	107	15	6	2	32	39	92	17	10	1
Baltimore	.000	8	4	2	0	0	0	0	0	0	1	1	0	0
1990 Rochester	.285	82	326	59	93	12	5	6	35	36	59	16	12	3
Baltimore	.000	5	2	1	0	0	0	0	0	0	1	0	0	0
ML Totals	.000	13	6	3	0	0	0	0	0	0	2	1	0	0
Pro Totals	.260	580	2008	294	522	61	21	25	225	191	399	87	44	12

1—Signed by Los Angeles as an undrafted free agent on 9/1/84.

2—Acquired by Orioles from Los Angeles, along with pitchers Brian Holton and Ken Howell, in deal for baseman Eddie Murray on 12/4/88.

1990 SEASON SUMMARY

Repeated his 1989 scenario of playing at Rochester until he was called up to the Orioles when the roster expanded in September...While in AAA, he led the Red Wings with 5 triples and was 2nd on the team with 16 stolen bases...It was the 5th consecutive season he reached double figures in steals in his minor league career (total of 84).

HIT STREAKS: He opened the season with hits in 7 consecutive games, 11-for-30, .367, Apr 6-11 and had 3 other streaks of at least 7 games...His longest hit streak was 11 games, June 7-19, in which he batted .455 (20-for-44).

BIG GAMES: Was the only Red Wing hitter to get 4 hits in a game twice last year (Apr 30 at Columbus and Sep 3 vs Syracuse)...Four hits in a game was the most by a Rochester batter in '90, done once each by 7 others.

ORIOLES: Joined the team Sep 15 after the Alliance World Series ended...He made his season debut Sep 22 vs Milwaukee...Appeared in 5 games, but batted only twice, Sep 25 at New York...Played shortstop for part of that game and was a pinch runner in his other 4 appearances.

AT BAT: In his 13-game ML career, he has batted in only 2 games, Oct 1, '89 at Toronto (0-for-4) and Sep 25, '90 at New York (0-for-2).

IN THE FIELD: In his major league career, he has played on defense only 4 times: shortstop, Sep 25, '90 at New York; second base, Sep 6, '89 vs Cleveland; shortstop, Sep 17, '89 vs Kansas City; second, then short, Oct 1, '89 at Toronto.

SWITCH HITTING: Natural righthanded hitter...Began switch hitting at age 13...Of his 6 major league at bats, 5 have come as a lefthanded batter.

WINTER BALL: Has played for Licey in the Dominican League in each of the past 3 seasons, 1988-89-90.

PREVIOUS CAREER HIGHLIGHTS

1989 SEASON: For the 1st time in his professional career, he played baseball north of Bakersfield, CA...Took some time to adjust to a cold-weather climate...Was on the disabled list, May 26-June 22 with tendinitis in his right shoulder...Was batting .230 (165-38) with 8 walks and 39 strikeouts through May...Rebounded to hit .286 in June, .279 in July and .288 in August...After returning to the lineup, he hit .284 (243-69) with 31 walks and 53 strikeouts.

ROCHESTER: Came off the DL and hit in 10 consecutive games, June 22-July 1, (35-11, .314)...Had 4 hits, July 14 (2) vs Richmond...Had six 3-hit games and 16 two-hit games.

MAJOR LEAGUE DEBUT: Came Sep 6 vs Cleveland; played second base in the 8th and 9th innings and had a putout and an assist.

IN THE MAJORS: Recalled from Rochester on Sep 2...Appeared in 8 games, one start, 5 as a pinch runner and batted only in one game, Oct 1 at Toronto (started at second base, also played shortstop, went 0-for-4 with a strikeout)...Scored runs Sep 7 (2) and Sep 9, both at Texas...Had a stolen base, Sep 7 (2).

MINOR LEAGUE CAREER

1988 SEASON: Began season at San Antonio, promoted to Albuquerque on June 17...Hit safely in 20 of his last 24 games at San Antonio (.301, 93-28)...At Albuquerque, got off to a 1-for-16 start, then batted .315 (241-76) the rest of the season...Had 11-game hitting streak, June 28-July 8, batting .463 (41-19)...Hit 2 homers the last day of the season, Sep 5 vs Las Vegas, giving him 6 in his last 28 games...At Albuquerque, hit .328 (186-61) as a lefty and .225 (71-16) from the right side...Overall, batted .271 (144-39) righthanded and .300 (327-98) lefthanded.

1987 SEASON: Led California League shortstops in assists (431) and errors (53)...Belted a grand slam and drove in 7 runs, June 12, in 14-9 win over Fresno.

1986 SEASON: Led Gulf Coast League shortstops in total chances (293) and assists (193) while helping to lead the Dodgers to the league championship...Had a 10-game hitting streak, July 23-Aug 5...Had 2 hits and 2 rbi in pennant-clinching game.

PERSONAL: Attended Gastone F. Deligne High School in '85...Younger brother of **George Bell**, now with the Cubs...Another older brother, **Rolando**, was an infielder in the Dodgers' system for 3 years before being released prior to the '88 season...Single...Nickname is **Tito**.

GLENN DAVIS

37

Born: March 28, 1961

Height: 6'3"; **Weight:** 200

Bats: R; **Throws:** R

Position: First base


Birthplace/Residence: Born in Jacksonville, FL.

...Resides in Columbus, GA.

Contract Status: Signed thru '91.

Tenure: 5 years, 145 days.

Signed Originally with: Houston.



Career Highs, Game: Runs-4, (Aug 20, '86 vs StL at Hou); **Hits-4, 3 times**, (latest Jul 13, '89 at Phi); **HR-3, twice**, (Sep 10, '87 at SD and June 1, '90 at SF); **2, 8 times**, (latest May 26 (1), '90 at Chi); **RBI-5, 7 times**, (latest June 1, '90 at SF).

Hitting Streak: 11, twice, (latest Aug 26 thru Sep 6, '88).

Grand Slams: None.

GLENN DAVIS (Cont.)

YEAR CLUB	AVG.	G	AB	R	H	2B	3B	HR	RBI	BB	SO	SB	CS	W*
1981 Sarasota-1	.261	54	188	27	49	7	1	6	35	18	31	0	3	
1982 Daytona Beach	.315	103	378	70	119	28	3	19	79	44	77	1	2	
Columbus	.247	26	97	14	24	6	1	4	8	5	26	7	0	
1983 Columbus	.299	118	445	68	133	19	3	25	85	40	87	1	2	
Tucson	.211	15	57	5	12	3	0	1	8	3	10	0	1	
1984 Tucson	.297	131	471	66	140	28	7	16	94	49	88	5	2	
Houston	.213	18	61	6	13	5	0	2	8	4	12	0	0	
1985 Tucson	.305	60	220	22	67	24	2	5	35	13	23	3	0	
Houston	.271	100	350	51	95	11	0	20	64	27	68	0	0	
1986 Houston	.265	158	574	91	152	32	3	31	101	64	72	3	1	
1987 Houston	.251	151	578	70	145	35	2	27	93	47	84	4	1	
1988 Houston	.271	152	561	78	152	26	0	30	99	53	77	4	3	
1989 Houston	.269	158	581	87	156	26	1	34	89	69	123	4	3	
1990 Houston	.251	93	327	44	82	15	4	22	64	46	54	8	3	
Columbus-2	.297	12	37	3	11	0	0	1	8	2	9	1	0	
ML Totals	.262	830	3032	427	795	150	10	166	518	310	490	23	10	47

*Lead League *Tied for League Lead
 1- Selected by Houston in Jan '81 free agent draft (1st round, secondary phase). Previously drafted by the Orioles in June '79 free agent draft (31st round), but did not sign.
 2- Acquired by Orioles from Houston in exchange for pitchers Pete Harnisch and Curt Schilling, and outfielder Steve Finley on 1/10/91.

League Championship Series Record

YEAR CLUB	AVG.	G	AB	R	H	2B	3B	HR	RBI	BB	SO	SB	CS	W*
1986 Hou. vs. NY	.269	6	26	3	7	1	0	1	3	1	3	0	0	1

All-Star Game Record

YEAR CLUB	AVG.	G	AB	R	H	2B	3B	HR	RBI	BB	SO	SB	CS	W*
1986 N.L. at Hou.	.000	1	1	0	0	0	0	0	0	0	0	0	0	0
1989 N.L. at Cal.	1.000	1	1	1	1	0	0	0	0	0	1	0	0	0
All-Star Totals	.500	2	2	1	1	0	0	0	0	1	0	0	0	0

1990 SEASON SUMMARY

Was leading the National League in homers on June 13 with 19 in his last 60 games before a rib cage injury sidelined him a week later for a little more than 2 months...Didn't return until the end of August and finished with his lowest home run total (22) since '85...Failed to lead the club in home runs for the 1st time since '84.
 Finished with the 6th best home runs to at bats ratio in the majors (minimum of 10 home runs) with a 14.86 mark...Hit his 1st 19 home runs over a span of 53 games (198 ab), Apr 18-June 13.
 Had the 2nd 3-homer game of his career on June 1 at San Francisco (see below under "Multi-Homer Games")...Was 6-for-9 with 3 homers and 9 rbi in a doubleheader sweep at Chicago, May 26...In 6 games, June 1-6, he homered in 5 games (7 total).
 Although he played in only 17 games in June, he hit 9 homers, matching the best month of his career (also hit 9 in Aug '89).
 Batted club-high .343 in April and was batting .337 (.86-29) on May 5 after 23 games, but hit only .203 (148-30) before going on the disabled list June 25...Was 1-for-20 when deactivated. Batted .247 (.93-23, hr-3) in 28 games after returning from dl on Aug 29.
 Had 18 homers and 42 rbi in 43 games on the road and 4 homers and 22 rbi in 50 games in the Astrodome.
 Despite missing more than 2 months was 6th in the NL in intentional walks with 17.

GIAMATTI, GEHRIG AWARDS: Was the recipient of the 2nd annual Bart Giamatti Caring Award at the Baseball Alumni Team (BAT) awards dinner in New York on Jan 17, '91...Also, in January it was announced he was the 36th winner of the annual Lou Gehrig Memorial Award given by the Phi Delta Theta national collegiate fraternity to the major leaguer who best fits the image and character of the Hall of Fame 1st baseman who was a member of the fraternity at Columbia University.

Davis By Month

1990 Season					Lifetime					
Avg	AB	H	HR	RBI	Month	Avg	AB	H	HR	RBI
.343	70	24	6	14	April	.279	398	111	27	74
.215	107	23	4	18	May	.264	501	132	24	82
.211	57	12	9	16	June	.244	520	127	31	80
-	-	-	-	-	July	.280	432	121	29	92
.000	4	0	0	0	August	.243	477	116	23	68
.258	89	23	3	16	Sep-Oct	.267	704	188	32	122

Davis was honored with the Giamatti award for his charitable works in Houston and his hometown of Columbus, GA, including the Carpenter's Way Ranch, heretofore known as the Glenn Davis Home for Boys and Teresa Davis Home for Girls, in Columbus...The Orioles' Cal Ripken won the 1st award in 1990...For more details see below under "The Carpenter's Way Ranch".

In making the announcement of the Gehrig award, Robert J. Miller, executive president of the fraternity said, "Davis is the type of admirable professional who stands out as a humanitarian in an era of self interest."

JAPAN: He has twice gone to Japan with a major league all-star team to play a comparable group of Japanese professionals from the Central and Pacific Leagues ('86 & '90)...In '86 he batted .278 (18-5) with 2 homers & 5 rbi for a club that went 6-1 (Cal Ripken was a teammate)...Last year, he hit .250 (20-5) with one home run and 4 rbi...In that most recent tour, the Americans went 3-4 with 1 tie.

1990 AND MAJOR LEAGUE CAREER

HOME RUNS: In his career, has averaged one home run every 18.3 at bats, the 11th best average in the majors (minimum 100 career homers). That breaks down to one home run every 16.02 at bats away from the Astrodome and one every 21.19 at the Dome. Since Davis' career began in 1984, the Astrodome has been the 2nd toughest stadium in which to hit a home run, trailing only St. Louis (559 to 600).
 Is one of 11 active major leaguers with three 30+ homer seasons.

Multi-Homer Games: Had two 2-homer games and a 3-homer game in '90...Has had 10 multi-homer games, none at the Astrodome.
 Became the 11th active player to have more than one 3-homer game when he delivered a hat trick on June 1 at Candlestick Park (2 off Trevor Wilson, one off Jeff Brantley)...In that game, lost by Houston, 6-5, Davis drove in all 5 runs, scored 3 and had 3 of the club's 5 hits...He also hit 3 on Sep 10, '87 at San Diego (2 off Mark Grant, one off Mark Davis).

Homers By Park: Astrodome (72, 2nd most all-time behind Jim Wynn-97)...Cincinnati (15)...San Diego (12)...Pittsburgh (9)...Philadelphia (9)...New York (8)...San Francisco (12)...Los Angeles (8)...Atlanta (5)...Montreal (7)...St. Louis (3)...Chicago (6).

Sans Slam: Enters the '90 season with 166 career home runs and no grand slams...In major league history, only 2 others have hit more homers without a slam and both are active: Kirk Gibson (192) and Ron Kittle (174).

SLUGGING: His .483 (tb-1463) career slugging average is the highest in Astros' history...Only 7 others currently in the AL have a higher lifetime slugging mark: McGwire (.512); Canseco (.510); Mattingly (.504); Brett (.502); Tartabull (.498); Hrbek (.493); and Greenwell (.490)...Jack Clark is at .482.

IN AND OUT OF THE DOME: Lifetime has a better average in the Astrodome (.283, 1526-432) than out (.241, 1506-363), but has 22 fewer homers inside the Dome (94-72).

ASTRO POWER: Led Houston in homers, '85 thru '89, and rbi, '86 thru '89...Leaves as Houston's 2nd leading home run hitter of all-time (166) behind Jimmy Wynn (223)...Became the 1st Astro to string 6 straight 20+ homer seasons.

VSLHP/ RHP: Batted .252 (123-31, hr-11, rbi-27) vs lefthanders in '90 and .250 (204-51, hr-11, rbi-37) vs righties...Lifetime, has a .265 (1017-269,

Glenn Davis' Ranking Last 5 Years ('76-'90)

Major Lge HR Ldrs	NL HR Leaders	NL RBI Leaders
1- Strawberry 171	1- Strawberry 171	1- Strawberry 483
2- Canseco 160	2- E. Davis 148	2- Dawson 471
3- McGwire 156	3- G. Davis 144	3- McReynolds 457
4- E. Davis 148	4- Dawson 141	4- E. Davis 451
5- Carter 147	5- Murphy 141	5- W. Clark 447
6- G. Davis 144	6- Mitchell 135	6- G. Davis 446
7- Bell 141	7- H. Johnson 129	7- Wallach 438
Dawson 141	8- McReynolds 126	8- Murphy 432
Murphy 141	9- J. Clark 122	9- Bonilla 426
10- Hrbek 135	10- Sandberg 119	10- Mitchell 411
Mitchell 135		

IN UNIFORM

GLENN DAVIS (Cont.)

hr-66, rbi-186) average vs southpaws and .261 (2015-526, hr-100, rbi-332) vs rhp.

DEFENSE: Has a career fielding average of .9922 (tc-7559, e-59) at 1st base...For comparison's sake, NL 1st basemen combined last year had a .9917 fielding mark...In '88, his .996 fielding mark (tc-1464, e-6) led the NL and tied a Houston record also held by one-time Oriole Lee May (72). Played 9 games in rf (8 starts) when he was recalled in '85, the only games he's played other than at 1b...Career stats as an outfielder (po-17, a-0, e-0)...Last played there on June 30, '85...Had 17 outfield assists in '83 at Columbus (AA).

DURABLE: Prior to his rib cage injury in '90, he had played in 96% (779 of 813) of Houston's games from the time he was called up for good in '85 until injury struck him last June.

HIT BY PITCH: Tied a major league record when he was hit by a pitch 3 times on Opening Day, Apr 9, against Cincinnati (also walked twice that game)...Over the last 6 seasons (starting '85) he has been hit by more pitches (47) than any other National Leaguer, except Juan Samuel, who was also hit 47 times.

CAREER VS THE NL: Atl (.274, 310-85, hr-15, rbi-59)...Chi (.223, 220-49, hr-9, rbi-41)...Cin (.273, 377-103, hr-25, rbi-71)...LA (.274, 365-100, hr-14, rbi-43)...Mtl (.284, 197-56, hr-13, rbi-43)...NY (.229, 223-51, hr-10, rbi-35)...Phi (.303, 218-66, hr-15, rbi-53)...Pitt (.311, 222-69, hr-17, rbi-40)...StL (.277, 220-61, hr-8, rbi-22)...SD (.238, 341-81, hr-21, rbi-57)...SF (.218, 339-74, hr-19, rbi-54).

OPENING DAY: In 5 Opening Days has reached 13 times in 23 plate app's (16-6, hr-3, bb-4, hbp-3).

PREVIOUS CAREER HIGHLIGHTS

1989 SEASON: Became the 1st Astro player to hit 30 or more homers in 3 seasons...His 34 homers tied Eric Davis for 3rd in the NL...Was 7th in rbi (89)...Also finished in the top 10 in slugging (7th, .492); extra-base hits (5th, 61); total bases (6th, 286) and multi-hit games (6th, 47)...Placed 7th in the NL mvp voting...Homered in 4 straight games, Apr 23-26.

1988 SEASON: Won his only Most Valuable Astro award...Finished 2nd in NL with 30 homers, including league-high 23 against righthanders...Tied for 5th in rbi (99).

1987 SEASON: Hit a 3-run homer at Philadelphia on July 2 off Steve Bedrosian in the 9th inning to break the reliever's NL record of 13 consecutive app's with a save.

1986 SEASON: In his 1st full season in the league, he was the runner-up in the NL mvp voting to Mike Schmidt (287 points to 231) after helping the Astros to a club record 96 wins and the NL West title...Had 31 homers, 101 rbi and 16 gwrb, tied with Gary Carter for NL lead...Won The Sporting News Silver Slugger Award as the league's top hitting 1st sacker.

Post Season: Became the 3rd player in history to homer in his 1st NLCS at bat when he homered off Dwight Gooden in game #1 giving the Astros a 1-0 win...Also had 3 hits in game #6, a 7-6 loss in 16 innings.

1985 SEASON: Led club in home runs (20) despite not joining club until the 57th game of the season...Set a Houston record for most homers by a rookie...Named to the Topps All-Rookie team.

1984 SEASON: Hit safely in his first 8 starts after being recalled from Tucson in September...Doubled off Ricky Horton in his 1st game for his 1st ML hit on Sep 2 at St. Louis...First homer came at San Francisco off Scott Garrelts.

MINOR LEAGUE CAREER: In 4 full minor league seasons he won 2 league home run titles ('82, Florida State League, 19 homers and '83, Southern League, 25 hrs, tied)...Played some 3b in addition 1b and of in minors.

ORIOLES DRAFT PICK: Was originally selected by the Orioles in the 31st round of the '79 draft...The O's 32nd round pick was pitcher Kevin Gross, now with the Montreal Expos...Worked out at Bluefield after the draft and donned an Orioles uniform, his 1st pro uniform ever...Chose to attend Manatee (FL) JUCO instead.

AMATEUR: Graduated from University Christian High School in Jacksonville, FL, where he and former Oriole Storm Davis (no relation) played baseball and football for Storm's father...Went on to Manatee and Uni-

versity of Georgia, where one season he batted .394 with 14 homers and 54 rbi.

PERSONAL: Glenn and his wife, the former Teresa Beesley, have 3 daughters: Sharayah Rochelle (1/1/87), Tiffany Chante' (6/20/88) and Gabrielle Tanah (8/14/90).

THE CARPENTER'S WAY RANCH (also known as the Glenn Davis Home for Boys and Teresa Davis Home for Girls), will provide shelter for abandoned, emotionally, and physically abused children and orphans. Located in Columbus, GA, the ranch is scheduled to be completed in mid-summer '91.

FRANCISCO DE LA ROSA

58

Born: March 3, 1966

Height: 5'11"; **Weight:** 185

Bats, L-R; **Throws,** R


Position: Pitcher

Birthplace/Residence: Born and still lives in La Roma, D.R.

Contract Status: Signed thru '91.

Tenure: None.

Signed Originally with: Toronto.



YEAR CLUB	W-L	ERA	G	GS	CG	SHO	SV	IP	H	R	ER	BB	SO
1985 Brad BJays-1	0-1	5.52	16	0	0	0	1	31	43	24	19	5	19
1986								(Did not play)					
1987-2								(Did not play)					
1988 Hagerstown	3-4	4.61	29	1	0	0	2	41	34	21	21	29	47
1989 Frederick	3-4	2.38	23	0	0	0	5	23	17	9	6	11	31
Hagerstown	1-1	4.55	18	0	0	0	8	30	27	15	15	20	34
1990 Hagerstown	9-5	2.06	23	20	2	0	0	113	97	42	30	51	105
Rochester	0-0	0.00	2	0	0	0	1	0.2	0	0	0	1	1
Pro Totals	16-15	3.43	111	21	2	0	17	238.2	218	111	91	117	237

1-Selected by Toronto in '85 Dominican draft. Released after season.
2-Signed by Orioles as free agent on 10/24/87.

WINTER BALL: Was 7-1 during the winter pitching for Estrellas in the Dominican Republic...Tied for the league lead in wins and was 2nd in strikeouts (49)...Posted a 3.49 era (ip-65.2, h-66, er-24) in 11 games, all starts.

1990 SEASON: Finished 2nd in the Eastern League in era (2.06)...In his 20 starts he allowed: 5 hits or less 16 times; 2 earned runs or less 17 times and one earned run or less 13 times.

In his last 10 starts beginning July 11, he allowed only 42 hits and 6 earned runs in 62.2 innings (0.86 era) and went 5-2...As a starter, held opponents to a .207 (469-97) batting average, lowest in the Eastern League...Allowed only 5 homers in 131 innings and posted a 9-5 record.

Joined Rochester in September and earned a save against Syracuse on Sep 2...Also made 2 post-season appearances, including 4 scoreless tinnings (one hit) against Omaha in the Triple A Alliance championship series.

1989 SEASON: Led Hagerstown with 8 saves...Was 3-0 with a 1.41 era in the Dominican Winter League.

1988 SEASON: Held opponents to a .198 average, 2nd lowest in the Carolina League...Averaged 11.2 strikeouts per 9 innings as a starter, 3rd best in the CL.

TOUGH TO HIT: During his 3-year career in the O's farm system has held opponents to a .209 (838-175) batting average.

EARLY CAREER: Drafted by Toronto in '85 Dominican draft...Released following the season...Signed 2 years later by the Orioles.

12

MICHAEL (MIKE) DEVEREAUX

Born: Apr. 10, 1963
Height: 6'0"; **Weight:** 193
Bats, R; Throws, R
Position: Outfield

Birthplace/Residence: Born in Casper, WY...
 Resides in Owings Mills, MD.

Contract Status: Signed thru '91.

Tenure: 2 years, 86 days.

Signed Originally with: Los Angeles.



YEAR CLUB	AVG.	G	AB	R	H	2B	3B	HR	RBI	BB	SO	SB	CS	HP
1985 Great Falls—1	.356	70	289	*73	*103	17	10	4	*67	32	29	*40	9	2
1986 San Antonio	.302	115	431	69	130	22	2	10	53	58	47	31	8	3
1987 San Antonio	.301	135	*562	90	169	28	9	26	91	48	65	33	18	2
Albuquerque	.273	3	11	2	3	1	0	1	1	0	2	1	0	0
Los Angeles	.222	19	54	7	12	3	0	0	4	3	10	3	1	0
1988 Albuquerque	.340	109	423	*88	144	26	4	13	76	44	46	33	9	2
Los Angeles—2	.116	30	43	4	5	1	0	0	2	2	10	0	1	0
1989 Baltimore	.266	122	391	55	104	14	3	8	46	36	60	22	11	2
1990 Baltimore	.240	108	367	48	88	18	1	12	49	28	48	13	12	0
Hagerstown	.250	4	20	4	5	3	0	0	3	0	1	0	1	0
NL Totals	.175	49	97	11	17	4	0	0	6	5	20	3	2	0
ML Totals	.244	279	855	114	209	36	4	20	101	69	128	38	25	2

*Led League

1—Selected by Los Angeles in 5th round of free agent draft June 1985.

2—Acquired by Orioles from Dodgers for RHP Mike Morgan on 3/11/89.

Career Highs, Game: **Runs-2**, 11 times, (latest July 23, '90 at Det); **Hits-4**, (June 8, '89 vs Mil); **HR-1**; **RBI-6**, (July 23, '90 at Det); **SB-2**, 4 times, (latest Aug 20, '90 at Bos).

Hitting Streak: 8, (July 23 thru 31, '90).

Grand Slams: 1, (see page 26).

1990 SEASON SUMMARY

Like the Orioles, his best month was July...Batted .333 (96-32) that month, the Orioles best July (17-11) since 1983...Started slowly, batting only .143 (35-5) in April, and was .182 (66-12) on May 16, the date he pulled his right hamstring...Was placed on the disabled list the next day...Rehabilitated at Frederick and Hagerstown.

Returned June 15 and batted .301 (146-44) over his 1st 38 games, sending average to a season-high .264 on July 31...Batted .206 (155-32) the rest of the season, but hit 6 homers after Aug 29 in 27 games.

Didn't hit a home run in his 1st 33 games (100 ab) thru June 26, but hit 11 in his last 75 games (267 ab)...Hit club-high 11 homers against the AL East.

Named AL Player of the Week, July 23-29, when he batted .423 (26-11) with 6 runs, 2 doubles, a triple, 3 home runs and 10 rbi...Homered in 3 consecutive games at Detroit, July 23-24-25, including his 1st major league grand slam, July 23, off **Clay Parker**...Drove in a career-high 6 runs that night...The next night, his home run in the 8th inning broke up a no-hit bid by **Jeff Robinson**.

Devereaux By Month

1990 Season					Lifetime				
Avg	AB	H	HR	RBI	Month	Avg	AB	H	RBI
.143	35	5	0	0	April	.191	84	16	1
.226	31	7	0	5	May	.253	83	21	1
.240	50	12	2	7	June	.265	121	32	3
.333	96	32	4	17	July	.294	153	45	6
.177	62	11	1	9	August	.217	157	34	3
.226	93	21	5	11	Sep-Oct	.237	257	61	6

Made 93 starts, all in centerfield...Has started 190 games, 164 in cf, 26 in rf.

MISCELLANEOUS: Batted in every spot in the order except 4th. Batted .324 (37-12) with runners in scoring position and 2 out...Was 3-for-9 with the bases loaded and is now batting .375 (16-6) in that situation as an Oriole.

1990 AND MAJOR LEAGUE CAREER

FAVORITE PITCHERS: **Nolan Ryan** of Texas (.500, 8-4)...Cleveland's **Gregg Swindell** (.381, 21-8).

FAVORITE PARKS: Has a lifetime average of .391 (23-9) at Milwaukee; .375 (32-12) at KC; .375 (16-6) at NY; .324 (37-12) at Chicago; .314 (35-11) at Texas and .310 (42-13) at Cleveland.

PREVIOUS CAREER HIGHLIGHTS

1989 SEASON: Produced 93 runs (rbi + runs - hrs), 4th among AL rookies...Was 2nd among major league rookies with 22 stolen bases (**Jerome Walton** of the Cubs had 24)...Only 2 O's rookies have ever had more: **Don Baylor** (24 in '72) and **Al Bumbry** (23 in '73)...Only twice in the '80s did an Oriole have more stolen bases: **Bumbry** (44 in '80 and **Alan Wiggins** 30 in '85).

From May 22-June 22, when the O's went 23-7 to go from 18-21 to 41-28, he batted .338 (74-25)...Had 3 game-winning rbi, all coming in the O's last at bat, including 2 "sudden death" homers (see below).

Homered off 3 of the toughest pitchers to hit in the AL—**Nolan Ryan** (Sep 7); **Dave Stieb** (Aug 20) and **Jeff Russell** (Aug 6), who were among the top 5 in the league with the lowest batting average against.

Hit 1st major league homer off Minnesota's 17-game winner **Alan Anderson** at Baltimore on Apr 21. Became the 1st rookie since **Cal Ripken** in '82 to hit a "sudden death" game-winning home run...Mike hit 2: July 15 off California's **Bob McClure** to give O's 11-9 win and Aug 6 off Texas' **Russell** for a 3-2 win.

The controversial 2-run blast off **McClure** capped a 4-run 9th inning in which the O's wiped out a 9-7 deficit...The ball traveled down the leftfield line and was seemingly impossible to determine whether it was fair or foul. Umpire **Jim Joyce** called it fair...Combined, **McClure** and **Russell** gave up only 4 other homers all season-125 innings.

DODGERS BRIEFLY, '87-'88: Made his major league debut on Sep 2, '87 and singled off Philadelphia's **Don Carmen** in his 1st at bat...Had two 3-hit games...Played all 3 outfield positions.

In '88, recalled by Dodgers from Albuquerque on Apr 21 after ex-Oriole **John Shelby** was injured...Went 3-for-26 (.115) and was optioned back on May 12...Returned to Dodgers in September and went 2-for-17 (.118) in 15 games.

MINOR LEAGUE CAREER SUMMARY: In 4 minor league seasons with the Dodgers, he batted .320 (1716-549) and averaged 34 steals a year...Was selected among the top 10 prospects in every league in which he played.

1988: Was 4th in the Pacific Coast League in batting (.340) for Albuquerque...Led the league in runs (88) and was 7th in stolen bases (33)...Named to PCL All-Star team.

1987: Hit 27 home runs, the most by a Dodgers' minor leaguer that season...Led San Antonio in virtually every offensive category...Led Texas League outfielders with a .991 fielding mark...Also led the league in at bats and sac flies (11)...Had 4 hits and 4 steals Apr 15 vs Wichita...Named 3rd best prospect in Texas League by the loop's managers.

1986: Was 11th in the Texas League in batting (.301) and 3rd in outfield assists (13)...Named 4th best prospect by league managers.

1985: Named Pioneer League Player of the Year while leading the league in runs (73), hits (103), total bases (152), rbi (67) and stolen bases (40).

AMATEUR: Attended Kelly Walsh High School, same as Cincinnati's **Tom Browning**...Holds the Wyoming state records in the 100-meter, 200-meter and 400-meter dashes, as well as the high jump...He and Atlanta's **Oddibe McDowell** were teammates at Arizona State University...Homered in opening game of College World Series in '84 vs Miami...ASU finished 55-20 that year, ranked 2nd in the nation.

IN UNIFORM

MIKE DEVEREAUX (cont)

PERSONAL: Married the former **Cherrie Abella** on Nov 3, '90... Earned a degree in finance from Arizona State... Nicknamed "Devo".

53

BRIAN ANDREW DUBOIS

Born: Apr. 18, 1967
Height: 5'10"; **Weight:** 194
Bats, L; Throws, L
Position: Pitcher

Birthplace/Residence: Born in Joliet, IL... Resides in Braidwood, IL.

Contract Status: Signed thru '91.

Tenure: 146 days.

Signed Originally with: Orioles.



YEAR CLUB	W-L	ERA	G	GS	CG	SHO	SV	IP	H	R	ER	BB	SO
1985 Bluefield—1	5-4	2.50	10	9	2	1	0	58	42	23	16	20	67
1986 Hagerstown	1-2	7.08	5	5	0	0	0	20	29	19	16	11	17
Bluefield	1-1	0.96	3	1	0	0	0	9	8	2	1	2	8
1987 Hagerstown	8-9	3.89	27	25	3	0	0	155	162	81	67	73	96
1988 Virginia	2-5	5.55	9	9	0	0	0	49	66	42	30	20	35
Hagerstown	6-4	2.49	15	15	6	2	0	135	129	71	55	30	112
1989 Hagerstown	3-1	1.80	4	4	0	0	0	30	24	8	6	12	16
Rochester—2	1-1	2.25	3	3	0	0	0	24	17	6	6	6	13
Toledo	0-4	1.75	6	5	0	0	1	36.0	29	14	7	17	13
1990 Detroit	3-5	5.09	12	11	0	0	0	58.1	70	37	33	22	34
Toledo—3	5-4	2.71	13	10	2	0	0	70	67	27	21	26	47
ML Totals	3-9	2.34	10	8	0	0	1	50	42	20	13	27	26
Pro Totals	47-44	3.31	120	111	20	4	1	712	679	335	262	245	513

1—Selected by Orioles in June '85 free agent draft (4th round). Signed by Mike Ledna.
2—Traded by Orioles to Detroit for designated hitter Keith Moreland on 7/29/89.
3—Acquired by Orioles on waivers on 9/3/90.

Longest Outing: 8 innings, (June 7, '90 at Cle).

Strikeout High: 7, (May 23, '90 vs Tex at Det).

Walk High: 5, (June 17, '90 vs Cal at Det).

Winning Streak: 2, (May 18 thru 23, '90).

Losing Streak: 6, (Aug 17, '89 thru May 11, '90).

Pitches: Fastball, curveball, slider, change-up.

1990 SEASON SUMMARY

Opened the season at Toledo, but was recalled by Detroit on May 1... Optioned back on July 7 and was claimed on waivers by the O's on Sep 3... Had "Tommy John" surgery on Sep 19 on left elbow... Didn't pitch after Aug 21, when he started and lost to Tidewater.

TIGERS: Earned his 1st major league victory, May 18 at Chicago, 8-2, over **Melido Perez**... Had lost his 1st 6 ML decisions, including 1st 2 of '90... Won his next start, too, 5-1 at home over Texas on May 23... His other win came June 7 when he combined with **Lance McCullers** on a 5-hit, 5-0 decision over Cleveland's **Bud Black**.

His era went from 3.96 to 5.09 in his last 3 games (2 starts) when he allowed 21 hits and 11 earned runs in 8.1 innings... Teammate **Cecil Fielder** hit 7 of his 51 home runs in DuBois' 11 starts.

TOLEDO: Had the lowest era on the Toledo staff... Allowed 2 earned runs or less in 8 of his 10 starts... Beat Rochester and **Jose Bautista**, 8-2, on Apr 26... Had 2 complete games: a 3-hitter at Tidewater on Aug 16 and a 4-hitter vs Richmond Aug 5.

ML CAREER: In 16 major league starts, all with Detroit, has a 3.40 era (ip-87.1, er-33), but is 3-9.

PREVIOUS CAREER HIGHLIGHTS

1989, ML DEBUT: Dealt from Orioles to Detroit on July 28 for **Keith Moreland** and with just 54 innings Triple A under his belt wound up spending the last 6 weeks of the season with Tigers... Made ML debut Aug 17 vs NY and lost 2-1 to **Greg Cadaret**... Gave up 2 runs in his very 1st inning, then went 18 innings spanning his 1st 3 starts, without allowing an earned run... Tigers scored 8 runs in his 5 starts and only once did he allow more than 2 earned runs... Picked off 4 runners.

1988 SEASON: His 14 wins tied for the most in the Orioles' organization... Led the Carolina League in wins (12), starts (28), and complete games (7).

1987 SEASON: Picked off 33 runners and was not called for a balk all season... Finished 9th in the Carolina League with a 3.89 era.

SIGNED WITH ORIOLES: Was the Orioles' 4th round selection in '85, their 1st pick that year after losing their 1st 3 selections due to signing of free agents **Fred Lynn**, **Don Aase** and **Lee Lacy**... Signed by **Mike Ledna**, now O's Midwest Regional Supervisor.

AMATEUR CAREER: Played baseball, football and basketball at Reed-Custer High School in Braidwood, IL... Played quarterback, running back and cornerback.

PERSONAL: Single... Has worked off-seasons in the remodeling construction business.

DWIGHT MICHAEL EVANS

24


Born: Nov. 3, 1951
Height: 6'3"; **Weight:** 180
Bats, R; Throws, R
Position: Outfield

Birthplace/Residence: Born in Santa Monica, CA... Resides in Lynnfield, MA.

Contract Status: Signed thru '91.

Tenure: 18 years, 22 days.

Signed Originally with: Boston.



YEAR CLUB	AVG.	G	AB	R	H	2B	3B	HR	RBI	BB	SO	SB	CS	HP
1969 Jamestown—1	.290	34	100	13	29	3	2	1	12	18	24	0	0	0
1970 Greenville	.276	108	355	69	98	14	11	7	68	55	66	1	1	2
1971 Winston-Salem	.286	118	402	63	115	20	4	12	63	72	84	7	1	4
1972 Louisville	.300	*144	496	90	149	23	8	17	*95	90	107	1	5	6
Boston	.262	18	57	2	15	3	1	1	6	7	13	0	0	0
1973 Boston	.223	119	282	46	63	13	1	10	32	40	52	5	0	1
1974 Boston	.281	133	463	60	130	19	8	10	70	38	77	4	4	2
1975 Boston	.274	128	412	61	113	24	6	13	56	47	60	3	4	4
1976 Boston	.242	146	501	61	121	34	5	17	62	57	92	6	7	6
1977 Boston	.287	73	230	39	66	9	2	14	36	28	58	4	2	0
1978 Boston	.247	147	497	75	123	24	2	24	63	65	119	8	5	2
1979 Boston	.274	152	489	69	134	24	1	21	58	69	76	6	9	1
1980 Boston	.266	148	463	72	123	37	5	18	60	64	98	3	1	5
1981 Boston	.296	108	412	84	122	19	4	*22	71	*85	85	3	2	1
1982 Boston	.292	*162	609	122	178	37	7	32	98	112	125	3	2	1
1983 Boston	.238	126	470	74	112	19	4	22	58	70	97	3	0	2
1984 Boston	.295	*162	630	*121	186	37	8	32	104	96	115	3	1	4
1985 Boston	.263	159	617	110	162	29	1	29	78	*114	105	7	2	5
1986 Boston	.259	152	529	86	137	33	2	26	97	97	117	3	3	6
1987 Boston	.305	154	541	109	165	37	2	34	123	*106	98	4	6	3
1988 Boston	.293	149	559	96	164	31	7	21	111	76	99	5	1	1
1989 Boston	.285	146	520	82	148	27	3	20	100	99	84	3	3	3
1990 Boston—2	.249	123	445	66	111	18	3	13	63	67	73	3	4	4
ML Totals	.272	2505	8726	1435	2373	474	72	379	1346	1337	1643	76	56	51

*Led League *Tied for league lead
1—Selected by Boston in June '69 free agent draft (5th round)
2—Signed by Orioles as a free agent on 12/6/90.

League Championship Series Record

YEAR CLUB	AVG.	G	AB	R	H	2B	3B	HR	RBI	BB	SO	SB	CS	HP
1975 Boston vs. Oak.	.100	3	10	1	1	1	0	0	0	1	2	0	0	0
1986 Boston vs. Cal.	.214	7	28	2	6	1	0	1	4	3	3	0	0	0
1988 Boston vs. Oak.	.167	4	12	1	2	1	0	0	1	3	5	0	0	0
L.C.S. Totals	.180	14	50	4	9	3	0	1	5	7	10	0	0	0

DWIGHT MICHAEL EVANS (cont)

World Series Record

YEAR CLUB	AVG.	G	AB	R	H	2B	3B	HR	RBI	BB	SO	CS	HF
1975 Boston vs. Cin.	.292	7	24	3	7	1	1	1	5	3	4	0	0
1986 Boston vs. N.Y.M.	.308	7	26	4	8	2	0	2	9	4	3	0	0
W.S. Totals	.300	14	50	7	15	3	1	3	14	7	7	0	0

All-Star Game Record

YEAR CLUB	AVG.	G	AB	R	H	2B	3B	HR	RBI	BB	SO	CS	HF
1978 A.L. Boston	.000	1	1	0	0	0	0	0	0	0	1	0	0
1981 A.L. Boston	.500	1	2	1	1	0	0	0	0	1	0	0	0
1987 A.L. Boston	1.000	1	2	0	2	0	0	0	0	1	0	0	0
All-Star Totals	.600	3	5	1	3	0	0	0	0	2	1	0	0

Career Highs, Game: Runs-4, 4 times, (latest Aug 13, '88 vs Det); **Hits-5, twice**, (latest Oct 4, '80 vs Tor); **HR-2, 22 times**, (latest June 23, '90 vs Bal at Bos); **RBI-7**, (Aug 13, '88 vs Det); **Walks-4, 4 times**, (latest June 24, '89 vs Min); **SB-2**, (Apr 26, '82 at Chi).

Hitting Streak: 18, (May 26 thru June 15, '84).

Grand Slams: 5, see page 26

1990 SEASON SUMMARY

Made 121 starts for the Red Sox, all from the designated hitter spot due to a bone spur in his lower back...Although his 13 homers snapped a string of 9 straight 20+ homer seasons, 10 of those homers tied the score or put Boston ahead...His last 7 homers put the Sox ahead (see below under "Late Homers").

Of his 63 rbi, 29 were game-tying or go-ahead, including a club-high 12 after the 7th inning...Had 14 wrbi, 2 in final pennant-clinching series against Chicago, Oct 1-3, and 4 in 10 games against the Orioles.

Was on the disabled list, July 14-30, but returned to hit .306 (85-26) after Aug 24 in his last 24 games to raise his average from .236 to .249.

Opened the season with the best 1st week of his career (.423, 26-11)...However, batted only .146 (48-7) the rest of the month...Started off May batting .314 (51-16) the 1st 3 weeks, but hit only .207 (164-34) over his next 50 games until he went on the disabled list July 14.

LATE HOMERS: Seven of his 13 homers came in the 7th or later, all but one were game-tying or game-winning...On June 23 vs the O's, he hit a solo homer off **Dave Johnson** tying score 2-2, and in the 10th, with Boston trailing 3-2, he hit a 2-run homer off **Gregg Olson**...The next day vs the O's, his 7th inning homer off **Bob Milacki** and 8th inning sac fly were the only runs of the game.

On July 4, his 3-run homer in the 9th at Minnesota off **Rick Aguilera** gave Sox a come-from-behind 4-2 win...Hit a game-winning, 2-run homer in the top of the 14th at Seattle Aug 11 off **Mike Schooler**...His homer off Toronto's **David Wells** in the 7th inning at the SkyDome on Aug 24 was the only run of the game...Hit a 3-0 pitch for a homer in the 8th inning Apr 22 at Milwaukee off **Chuck Crim** to tie the score 2-2...It was his 10th career homer on a 3-0 pitch.

MISCELLANEOUS: Batted .484 (31-15) with one homer and 10 rbi in 8 games vs Detroit...Came up with the bases loaded 21 times and went 4-for-14 (.286) with 4 walks and 3 sac flies...Batted .270 (122-33) with men in scoring position...His 445 at bats as a dh were 3rd most in the league.

1990 AND MAJOR LEAGUE CAREER

AMONG ACTIVES/ALL-TIME: Has 379 home runs, tied with **Eddie Murray** for the most among actives and 28th in major league history...Only 22 in major league history have reached 400...Also leads actives in games (2505, 27th all-time), runs (1435, 52nd) and walks (1337, 23rd all-time)...Ranks in the top 5 among actives in 5 other categories (see tables).

In the AL: Only 8 others all-time have played more games in the AL (**Carl Yastrzemski**, **Ty Cobb**, **Brooks Robinson**, **Al Kaline**, **Eddie Collins**, **Reggie Jackson**, **Tris Speaker** and **Luis Aparicio**...Ranks 13th in homers in AL history and 11th in walks and extra-base hits).

HOME RUNS: Has hit 199 home runs at Fenway Park, 4th most ever, behind **Ted Williams** (248), **Carl Yastrzemski** (237) and **Jim Rice** (208)...In last 5 years has hit 18 more homers on the road than at Fenway (66-48).

This year could become only the 17th player in major league history to

EVANS RANK AMONG ACTIVE/ALL-TIME LEADERS

GAMES/ACTIVE	RUNS/ACTIVE	HITS/ACTIVE
1-Dwight Evans 2,505	1-Dwight Evans 1,435	1-Robin Yount 2,747
2-Robin Yount 2,449	2-Robin Yount 1,433	2-George Brett 2,707
3-Dave Winfield 2,401	3-Dave Winfield 1,384	3-Dave Parker 2,592
4-Dave Parker 2,334	4-George Brett 1,392	4-Dave Winfield 2,548
5-Frank White 2,323	5-R. Henderson 1,290	5-Dwight Evans 2,373

GAMES/ALL-TIME	RUNS/ALL-TIME	HITS/ALL-TIME
23-W. McCovey 2,588	48-Goose Goslin 1,483	77-Mickey Mantle 2,415
24-Paul Waner 2,549	49-Arlie Latham 1,478	78-Stuffy McInnis 2,405
25-Ernie Banks 2,528	50-Herman Long 1,456	79-Enos Slaughter 2,383
26-Sam Crawford 2,517	51-Jim O'Rourke 1,446	80-Edd Roush 2,376
27-Dwight Evans 2,505	52-Dwight Evans 1,435	81-Dwight Evans 2,373

2BH/ACTIVE	HOMERS/ACTIVE	RBI/ACTIVE
1-George Brett 559	1-Dwight Evans 379	1-Dave Winfield 1,516
2-Dave Parker 500	2-Eddie Murray 379	2-Dave Parker 1,434
3-Robin Yount 498	3-Dale Murphy 378	3-George Brett 1,398
4-Dwight Evans 474	4-Dave Winfield 378	4-Eddie Murray 1,373
5-Dave Winfield 433	5-Lance Parrish 285	5-Dwight Evans 1,346

2BH/ALL-TIME	HOMERS/ALL-TIME	RBI/ALL-TIME
39-Hal McRae 484	26-Frank Howard 382	48-Eddie Murray 1,373
40-Ted Simmons 483	26-Jim Rice 382	49-Orlando Cepeda 1,365
41-B. Robinson 482	28-Orlando Cepeda 379	50-B. Robinson 1,357
42-Zach Wheat 476	28-Tony Perez 379	51-Darrell Evans 1,354
43-Dwight Evans 474	28-Dwight Evans 379	52-Dwight Evans 1,346
	28-Eddie Murray 379	

AT BATS/ACTIVE	EXTRA BH/ACTIVE	WALKS/ACTIVE
1-Robin Yount 9,994	1-George Brett 967	1-Dwight Evans 1,337
2-Dave Winfield 8,896	2-Dwight Evans 925	2-Willie Randolph 1,128
3-Dave Parker 8,856	3-Dave Parker 901	3-Jack Clark 1,110
4-Dwight Evans 8,726	4-Dave Winfield 887	4-R. Henderson 1,093
5-George Brett 8,692	5-Robin Yount 839	5-Brian Downing 1,077

AT BATS/ALL-TIME	XBH/ALL-TIME	WALKS/ALL-TIME
52-Tom Corcoran 8,804	23-Willie Stargell 953	19-Hank Aaron 1,402
53-Harry Hooper 8,785	24-Mickey Mantle 952	20-Tris Speaker 1,381
54-Al Simmons 8,759	25-Billy Williams 948	21-Reggie Jackson 1,375
55-Mickey Vernon 8,731	26-Eddie Mathews 938	22-Willie McCovey 1,345
56-Dwight Evans 8,726	27-Dwight Evans 925	23-Dwight Evans 1,337

hit a homer in 20 consecutive major league seasons...Former teammate **Carlton Fisk** is the only active player to have done it.

Is one of only 31 players in major league history to hit 20 or more homers in 9 straight seasons (17 are in the Hall of Fame)...Dwight did it 1981-89...Teammate **Cal Ripken** is the latest to do it.

Hit his 1st major league home run off Orioles' reliever **Eddie Watt** on Sep 20, '72 at Fenway...**Milestone Homers:** Hit #100 off KC's **Al Hrabosky** at Fenway July 4, '79...#200 July 16, '83 off Oakland's **Gorman Heimueler**...#300 off Minnesota's **Frank Viola** at Fenway on June 1, '87.

Opening Day: Has hit 5 Opening Day home runs, one shy of the AL record shared by **Brooks Robinson**, **Carl Yastrzemski** and **Babe Ruth**...**Frank Robinson** holds the major league record of 8.

Fireworks: Has hit 5 home runs on July 4 (he's hit .333, 51-17, hr-5, rbi-13 on Independence Day), including his lone inside-the-park effort (1988 at KC off **Ted Power**).

Favorite Targets: Hit 7 career homers off former Oakland A's pitcher **Steve McCatty**, most off one pitcher...Others who have been hit frequently by Dwight include: Oakland's **Mike Moore** (6); **Jim Slaton**, who spent most of his 16 years with Milwaukee (6); **Jim Clancy** (5); **Dennis Martinez** (5); and **Jack Morris** (5)...Other active pitchers who have been favorites are: **Dennis Eckersley** (4); **Dan Petry** (4); **Scott Bailes** (4); and **Charlie Hough** (4).

By Stadium: Baltimore (14)...Boston (199)...California (12)...Chicago (9)...Cleveland (20)...Detroit (19)...Kansas City (11)...Milwaukee (10)...Minnesota, Metropolitan (5), Metrodome (10)...New York (13)...Oakland (14)...Seattle (14)...Texas (14)...Toronto, Exhibition (14), SkyDome (1).

Game-Tying or Go-Ahead: Of his last 256 homers (since September '80), nearly half (118, 46%) have either tied the score or put Boston ahead...Of his 31 homers against the Orioles, 17 have been game-tying or go-ahead.

LAST 10 YEARS: Between 1981-90, he ranks 3rd in the majors in extra-base hits (579); 4th in rbi (903) and 6th in home runs (251)...(See **Cal Ripken's** biography for full list of 10-year leaders).

IN UNIFORM

DWIGHT EVANS (cont)

Evans, Ripken lead the AL: Over the last 10 years, Evans and Cal Ripken rank 1-2 in the AL in home runs: (Evans-251, Ripken-225). The duo ranks 1-3 in the AL in rbi (Evans-903, Baines-851, Ripken-828) during the same period.

LAST 5 YEARS: Over the last 5 years, he has driven in 494 runs, only 3 in the majors have driven in more: **Joe Carter** (545), **George Bell** (529) and **Jose Canseco** (512)...Dwight has 11 more than **Darryl Strawberry** (483).

EXTRA-BASE HITS: Dwight's 605 extra-base hits led the majors in the 1980s...Leaders in past decades: 1900s-**Honus Wagner**; 1910s-**Tris Speaker**; 1920s-**Babe Ruth**; 1930s-**Jimmie Foxx**; 1940s and 1950s-**Stan Musial**; 1960s-**Hank Aaron**; 1970s-**Bobby Bonds** and **Reggie Jackson** (tied).

He has had 70+ extra-base hits in 3 seasons: 1982 (76); 1984 (77) and 1987 (73).

IN THE CLUTCH: In the last 5 years has batted .314 (729-229) with men in scoring position...Has hit over .320 in such situations in 4 of the last 7 years: '89 (.323); '88 (.326); '87 (.342) and '84 (.331)...Has batted .298 (81-24) with 14 walks and 15 sac flies with the bases loaded over the last 5 seasons.

EVANS BY MONTH

1990 Season					Lifetime					
Avg	AB	H	HR	RBI	Month	Avg	AB	H	HR	RBI
.243	74	18	3	12	April	.254	1172	298	38	154
.253	91	23	1	11	May	.267	1602	428	66	237
.226	93	21	5	17	June	.278	1435	399	62	239
.179	39	7	1	4	July	.289	1388	401	65	210
.310	84	26	3	11	August	.280	1541	432	76	256
.250	64	15	0	8	Sep-Oct	.261	1588	415	72	250

FIELDING, 8 GOLD GLOVES: Has won 8 Rawlings Gold Glove Awards... Since award began in 1957, only 3 outfielders have won more: **Roberto Clemente** (12), **Willie Mays** (12) and **Al Kaline** (10)...**Paul Blair**, **Gary Maddox** and **Andre Dawson** also have won 8...Dwight won the award in 1976-78-79-81-82-83-84-85.

Last played defensively Aug 2, '89, right field vs the Orioles at Fenway...Has 151 career outfield assists with a high of 15 in '75-'76-'79...Has played 143 games at 1st base (tc-1169, e-19) all coming in '87-'88...Last played 1b July 16, '88...His career fielding mark as an outfielder (.9872, tc-1463, e-57), is 12th among active major league outfielders (min. 500 games)...Played in 1,970 major league games before his 1st infield appearance at 1st base on May 20, '87.

VS THE ORIOLES: His 31 home runs and 136 rbi against the Orioles are the most among active players...His 31 homers are 9th all-time against the O's...Has had the game-winning rbi in 8 of the Red Sox last 25 wins against the Orioles...His career average at Memorial Stadium is only .255 (435-111, hr-14), but he's hit .291 (234-68, hr-9) since 1982...He hit 4 home runs at Memorial Stadium in 1986.

Turnaround in Baltimore: Was hitting .188 in early July in '80 when the Red Sox were in Baltimore for a 4-game series...It was during that series that Evans, under the eye of Boston hitting coach **Walt Hriniak**, made a major turnaround in his career...After Dwight had used many stances during a persistent slump, the Evans-Hriniak duo devised a batting stance that Evans still uses today...Using the stance, he batted .317 in his last 80 games that season.

LEAGUE LEADER: Has led the AL or tied for the league lead in walks (3 times, '81-'85-'87); runs (once, '84), games (twice, '82-'84), homers (once, '81), total bases (once, '81) and on-base pct (once, '82).

DURABLE: Over the last 13 years (starting '78) he played in 92% of the Red Sox games (1888 of 2048)...With 19 years in a Red Sox uniform, he's one of only 20 players in major league history to play 19 or more years with one organization...Dwight, **Ted Williams** (21 years) and **Carl Yastrzemski** (23) are the only Red Sox to do it...Played in 380 consecutive games, Oct 4, '80 to Aug 6, '83, 7th longest in Red Sox history...Did not miss a game in 3 seasons ('81-'82-'84).

RED SOX ALL-TIME: Ranks among the Red Sox top 4 all-time in 10 categories: games (2505, 2nd to **Yastrzemski**); homers (4th, 379); rbi (4th, 1346); at bats (2nd, 8726); runs (3rd, 1435); hits (4th, 2373); doubles

(3rd, 474); total bases (4th, 4129); extra-base hits (3rd, 925) and walks (3rd, 1337)...Is a 4-time winner of the **Thomas A. Yawkey** Award given to the Red Sox mvp...**Ted Williams** also won 4...Only Yaz (6) has won more...Was named to the Red Sox all-time team as selected by the fans in 1982.

POST-SEASON: In 2 World Series appearances he has a .300 career average (50-15) with 14 rbi in 14 games...In '86 he drove in 13 post-season runs, including a Red Sox record 9 in the World Series...Homered off the Mets' **Dwight Gooden** and **Ron Darling** in the series and California's **Don Sutton** in the LCS...In game #7 loss to the Mets, his homer off Darling put Sox up 1-0 and his 2-run double in the 8th cut a Mets' 6-3 lead to one run...In '75 series, in losing effort against the Reds, the 23-year-old Evans hit a game-tying homer in the 9th inning of game #3, a 2-run triple in game #4 and made a game-saving catch in game #6 in rf corner at Fenway on a drive hit by **Joe Morgan**.

PREVIOUS CAREER HIGHLIGHTS

1989: Was the rightfielder the 1st 4 months of the season, but back problems moved him to the dh spot in mid-August...He hit .337 in September with 27 rbi...Was 8th in the AL in rbi (100); 6th in walks (99) and 9th in on-base pct (.397).

1988: Finished 4th in the majors with 111 rbi...Was 9th in the AL mvp voting...Began the season at 1st base until June 4, then alternated at 1b and rf until end of July (due to left hamstring problems), when he went full-time to rf...Was hitting .300 on Sep 26, but went 1-for-16 the final week to drop final mark to .293...Singled on May 27 at Oakland off **Curt Young** for his 2,000th career hit.

1987: Was 4th in the AL mvp voting...Made transition from rf to 1b in mid-June. Set personal highs with 34 homers, 123 rbi and .569 slugging mark...Tied for 1st in the AL with 106 walks, 2nd in rbi, 3rd with 73 extra-base hits, tied for 3rd in homers, 4th in slugging and 5th with 109 runs...Was the AL Player of the Month in August (.365, hr-13, rbi-31)...His 13 homers that month tied club mark for most homers in August, 1st done by **Jimmie Foxx** in '40.

1986: Became the only player in major league history to hit the 1st pitch of the major league season for a home run when he did it on Apr 7, '86 off Detroit's **Jack Morris**...**Wade Boggs** (105) and Evans (97) finished 1-2 in the AL in walks, the 7th time in history teammates have finished 1-2...In **Roger Clemens'** 20-strikeout game at Seattle on Apr 29, it was Evans' 3-run homer that won it, 3-1...In pennant clincher Sep 27 vs Toronto, his 2-run homer accounted for the only runs in the Sox 2-0 win.

1985: After Aug 14 he hit 17 homers in 51 games, tops in the majors over that span...Led the majors with 114 walks...Batted .321 (137-44) the last 5 weeks to raise average from .246 to season-ending .263 mark.

1984: Was one of 4 in the AL to play every game...Finished in the AL's top 8 in 13 offensive categories...Led ML with 121 runs and tied for ML lead with 77 extra-base hits...Was 3rd in slugging (.532) and walks (96), and tied for 4th with 37 doubles...Was batting only .209 thru May 25, but hit .325 (467-152) the rest of the year...Hit for the cycle on June 28 vs Seattle, capping it with a game-winning 3-run homer in the bottom of the 11th.

1983: His 380-game consecutive streak came to an end because of a partial hip ligament tear in August.

1982: Scored in 12 straight games (15 runs) in June, longest by Red Sox since **Ted Williams'** 12 straight in '50...Was hitting .249 (hr-2, rbi-19) thru June 17, but hit .319 (376-120) with 30 homers, 79 rbi the rest of the season in 100 games...Was 7th in AL mvp voting...Had 35 game-tying or go-ahead rbi, tied for club lead with **Jim Rice**.

1981: Finished 3rd in the AL mvp voting behind **Rollie Fingers** and **Rickey Henderson**...Led the AL in total bases (215), walks (85) and homers (tied, 22)...Was leading the league in hitting at .341 when the players strike hit on June 12...Became the 5th player in AL history to lead the league in both walks and total bases.

1977: Opened the season in cf and played 12 games there due to injuries to **Fred Lynn** and **Rick Miller**...Was batting .303 with 11 homers when he injured his knee rounding 3rd base at Texas on June 1...Returned in mid-July and played briefly in July-August, but went on the dl in late August and had arthroscopic surgery on Aug 31.

DWIGHT EVANS (Cont.)

1975: Batted 100 points higher after the all-star break (.327) than before (.227)...Hit .409 (66-27) in August.

1973-74: Went 191 games without an error, 6th longest streak in AL history, before making 2 in one game on Aug 29, '74 at Chicago.

1972, ML DEBUT: Was hitting under .200 in June at Louisville, but wound up earning International League mvp honors...Recalled by Red Sox on Sep 13 and got 1st major league hit on Sep 17 at Fenway off Cleveland's Gaylord Perry.

AMATEUR CAREER: Was mvp as a 3rd baseman in baseball at Chatsworth High School in Los Angeles...Also played as flanker on football team for 2 years.

PERSONAL: He and his wife, the former Susan Ann Severson, have 3 children: Timothy Scott (2/14/73), Kristin Ann (11/30/75) and Justin Dwight (3/29/77)...Susan lived in Middle River for 10 years as a child...Dwight utilizes a training device known as a Versa-Climber, an exercise machine that simulates a climbing motion...Enjoys woodworking.

11

LEONARDO (LEO) GOMEZ

Born: Mar. 2, 1967

Height: 6'0"; Weight: 202

Bats, R; Throws, R

Position: Third Base

Birthplace/Residence: Born and still resides in Carnovanas, Puerto Rico.

Contract Status: Signed thru '91.

Tenure: 17 days.

Signed Originally with: Orioles.



YEAR CLUB	AVG.	G	AB	R	H	2B	3B	HR	RBI	BB	SO	SB	CS	HP
1986 Bluefield-1	.352	27	88	23	31	7	1	7	28	25	27	1	0	1
1987 Hagerstown	.326	131	466	94	152	*38	2	19	110	95	85	6	2	2
1988 Charlotte	.292	24	89	6	26	5	0	1	10	10	17	1	2	0
1989 Hagerstown	.281	134	448	71	126	23	3	18	78	89	102	2	2	3
1990 Rochester	.277	131	430	97	119	26	4	26	97	89	89	2	2	6
Baltimore	.231	12	39	3	9	0	0	0	1	8	7	0	0	0
Pro Totals	.297	459	1560	294	463	99	10	71	324	313	327	12	8	14

* Led League

1—Signed by Orioles as an undrafted free agent on 12/13/85. Signed by Jim Pamlyane.

WINTER BALL: Spent the winter playing at Santurce in the Puerto Rican League. Was 3rd in the league in homers (8) and 5th in rbi (31) while batting .255 (184-47).

1990 SEASON SUMMARY

Named the Orioles organization Player of the Year in 1990...He also won the award in '87.

Led the International League in runs scored and rbi (both 97), becoming the 1st International League player with at least 90 runs and 90 rbi since Randy Milligan did it for Tidewater (Mets) in '87...The only other Triple A player with 90+ homers and rbi was Albuquerque's Dave Hansen.

Gomez was the 1st Rochester player to lead the league in rbi since Jim Fuller in 1974...Hit 26 homers in the regular season and 3 more in post-season; only one other Triple A player hit more, Pawtucket's Phil Plantier (33).

Was also 2nd in the IL in walks (89) and 3rd with 231 total bases...Named the 3rd baseman on Baseball America's Triple A All-Star team...Led the league's 3rd basemen in double plays (26).

ORIOLES: Appeared in 12 games, all starts at 3b...Called up to the Orioles when Rochester concluded post-season play and reported Sep

17...He made his major league debut that night vs Boston, singled in his 1st major league plate appearance off Mike Boddicker and was 2-for-3 with a walk and 2 errors for the game.

Gomez went 0-for-12 in his next 4 games, but finished the season with a 7-for-24 flurry, including a 3-hit game, Sep 23, vs Milwaukee...His only rbi came Sep 27 at Cleveland, a single off John Farrell.

ROCHESTER ROUND TRIPPERS: Had 4 multi-homer games including a 3-homer game, Apr 9, at Pawtucket (Red Sox)...Hit the game winner in the top of the 11th off John Trautwein...Had homered his last time up the day before against Scranton-Wilkes Barre.

One of his three 2-homer games came in the IL championship series...Hit both off Columbus' (Yankees) Dave Eiland, who at 16-5 was named the league's top pitcher...Also hit 2 off Columbus' Kevin Mmahat on Apr 23 and 2 more on July 14 vs Pawtucket.

Belted a grand slam on Apr 27 off Toledo's (Tigers) Mike Schwabe and added a triple and single for 5 rbi.

PREVIOUS CAREER HIGHLIGHTS

1989: Batting .242 (227-55) through June, but was red hot (.321, 221-71) the rest of the season...Hit .351 (111-39) in August with 9 homers and 30 rbi...Had a pair of 2-homer games, Aug 5 vs Albany and Aug 24 vs Harrisburg...Belted grand slams July 2 vs Williamsport and July 23 (1) vs Reading...Had 10-game hit streak (39-19, .487), Aug 2-12...During that streak, had 3, 3, and 4 hits, Aug 4-6...In season's final 10 games, Aug 22-31, batted .444 (36-16)...Walked in 8 consecutive games (total of 15 walks), Apr 16 (2)-25.

Led the Eastern League with 89 walks, was 2nd with 78 rbi, 5th with 18 home runs and 10th with a .281 batting average...Named to the '89 EL All-Star team...Played 116 games at 3rd base and one game at shortstop.

1988: Suffered a stress fracture of his right leg and didn't play after May 1...Was leading Chalotte in games (24), hits (26), and doubles (5) at the time of his injury...Had 8 rbi in last 8 games before injury.

1987: Was the winner of the 9th annual Clyde Klutz Memorial Award (Orioles' organization "Player of the Year").

Led the Carolina League in batting (.326) and doubles (38) and was 2nd in rbi (110), walks (95) and on-base pct. (.435)...Was 3rd in slugging (.539) and total bases (251)...Named CL "Player of the Week" 4 times and "Player of the Month" twice.

1986: Was 74 plate appearances shy of qualifying for Appalachian League batting and slugging titles...Drove in 28 runs in 27 games...Hit grand slam Aug 7 vs Elizabethton.

AMATEUR/PERSONAL: Graduated from Luis Hernaes Nevones High School in Carnovanas, PR...Played baseball and volleyball...Signed as an undrafted free agent by Orioles' scout Jim Pamlyane.

PERSONAL: Married (Lee).

KEVIN JOHN HICKEY

45

Born: Feb. 25, 1956

Height: 6'1"; Weight: 201

Bats, L; Throws, L

Position: Pitcher

Birthplace/Residence: Born in Chicago, IL ;

Resides in Sparks, MD.

Contract Status: Signed thru '91.

Tenure: 4 years, 135 days.

Signed Originally with: Chicago White Sox.



IN UNIFORM

KEVIN HICKEY (cont)

YEAR CLUB	W-L	ERA	G	GS	CG	SHO	SV	IP	H	R	ER	BB	SO
1978 Paintsville—1	2-4	4.00	9	7	3	0	0	36	37	19	16	23	29
1979 Appleton	5-10	3.57	29	15	4	0	3	121	122	64	48	71	100
1980 Glens Falls	9-7	4.31	26	26	5	2	0	169	184	92	81	73	85
1981 Chicago (AL)	0-2	3.65	41	0	0	0	3	44.1	38	22	18	18	17
1982 Chicago	4-4	3.00	60	0	0	0	6	78	73	32	26	30	38
1983 Chicago—2	1-2	5.22	23	0	0	0	5	20.2	23	14	12	11	8
1984 Denver	2-2	6.27	16	7	0	0	1	4	61	39	33	23	29
Columbus—3	1-1	8.68	5	1	0	0	0	9.1	14	10	9	8	7
1985 Albany—4	1-0	2.92	11	0	0	0	1	12	11	5	4	7	7
Reading—5	4-5	2.63	33	0	0	0	10	48	42	17	14	15	30
1986 Portland—6	1-3	6.51	33	5	0	0	2	65	76	54	47	29	44
1987 Hawaii—7	4-5	5.38	43	4	0	0	8	74	83	50	44	31	44
Phoenix—8	0-0	2.00	3	0	0	0	0	9	5	2	2	5	4
1988 Charlotte—9	1-1	3.72	6	1	0	0	0	9.2	10	4	4	6	7
Rochester	2-0	1.46	27	0	0	0	2	37	31	7	6	9	24
1989 Baltimore	2-3	2.92	51	0	0	0	2	49.1	38	16	16	23	28
1990 Baltimore	1-3	5.13	37	0	0	0	1	26.1	26	16	15	13	11
Rochester	2-1	5.79	16	0	0	0	3	23.1	31	15	15	7	28
ML Totals	8-14	3.58	212	0	0	0	17	218.2	198	100	87	95	108

- 1—Signed by Chicago White Sox as undrafted free agent on 8/18/77
- 2—Released by Chicago on 3/26/83 and re-signed on 4/2/83.
- 3—Acquired by New York Yankees from Chicago, along with pitcher Doug Drabek, in deal for infielder Ric Smalley on 7/18/84.
- 4—Released by New York on 5/25/85
- 5—Signed by Philadelphia as free agent on 6/1/85
- 6—Released by Philadelphia on 9/30/86
- 7—Signed by Chicago White Sox organization as free agent on 3/11/87.
- 8—Signed by San Francisco organization as free agent on 8/22/87 after release by Chicago.
- 9—Signed by Orioles as 6-year minor league free agent on 12/18/87.

Longest Outing: 5.1, (Aug 9, '82 vs Bal).
Strikeout Highs: 4, (Aug 9, '82 vs Bal).
Walk Highs: 3, (May 19, '81 at Tor).
Winning Streak: 2, (Aug 9-31, '82).
Losing Streak: 3, (Sep 21, '82 thru June 3, '83).
Pitches: Fastball, curveball, slider, forkball.

1990 SEASON SUMMARY

Was with the Orioles for the team's 1st 86 games before he was optioned to Rochester, July 15...Prior to his assignment, he was 1-2 in 29 games (era-3.92, ip-20.2, h-22, r-10, er-9, bb-8, so-14)...His victory came at Seattle, May 4, in a 9-8 decision over **Mike Jackson**.
 He returned to the O's Sep 1 and appeared in 8 games (0-1, era-9.53, sv-1, ip-5.2, h-4, r-6, er-6, bb-5, so-3)...His loss came against the Mariners, Sep 5, in a game he allowed a grand slam to **Harold Reynolds**...It was the 2nd grand slam he's given up in his major league career.

HICKEY BY MONTH

1990 Season					Lifetime				
W-L	ERA	IP	ER	Month	W-L	ERA	IP	ER	G
0-2	2.84	6.1	2	April	1-4	2.81	32.0	10	33
1-0	5.06	5.1	3	May	1-0	2.83	41.1	13	38
0-0	2.57	7.0	2	June	4-4	4.46	36.1	18	40
0-0	9.00	2.0	2	July	0-1	4.09	33.0	15	30
-	-	-	-	August	2-1	3.14	43.0	15	32
0-1	9.53	5.2	6	Sep-Oct	0-4	4.36	33.0	16	39

In his final 5 appearances, he pitched 3.2 scoreless innings (h-1, bb-4, so-3)...For the season overall, he allowed only 6 of 34 inherited runners to score.
VS LEFTIES: Southpaws were 0-for-13 through the season's 1st 16 games, but were 12-for-33 (.364) in his final 21 games...In 2 seasons with the Birds, he has held lefties to a .228 average (114-26) including 1-for-7 by Boston's **Wade Boggs** and 0-for-6 by Kansas City's **George Brett**.
VS BATTING CHAMPS: Since he entered the league in '81, Hickey has limited the 5 men who have won AL batting titles to 4-for-31, a .129 average (**Brett** 0-for-11, **Boggs** 1-for-10, **Kirby Puckett** of Minnesota 1-for-2, **Don Mattingly** of New York 2-for-6 and **Carney Lansford**, then with Boston, 0-for-2).
SAVE: Was 1-for-2 in save opportunities...Preserved a 3-2 victory over Milwaukee for **Dave Johnson**, Sep 22, by retiring the side in order in the 9th inning...With the O's, he has 3 saves (in 4 chances), the others coming May 12, '89 vs Chicago and June 2, '89 at Detroit.

FIELDING: In 2 years with the O's, he hasn't committed an error...He had 2 putouts and 6 assists in 51 games in '89 and one putout and 4 assists in 37 games in '90...In his career, he has a .982 fielding average (g-212, po-12, a-44, e-1, tc-57, dp-4)...His errorless streak is 136 games since his miscue, July 31, '82 vs Boston.
ROCHESTER: In just 16 games, he saved 3 and won twice and had excellent ratio of 7 walks and 28 strikeouts in 23.1 innings (2-1, era-5.79, h-31, r/er-15).

PREVIOUS CAREER HIGHLIGHTS

1989 SEASON: Made 51 appearances, the most by an Orioles lefthander since '84 (**Tippy Martinez** 55 in '84)...Made his O's debut on Apr 3, his 1st ML outing since July 31, '83...Had gone 5 years, 8 months, and 3 days between big league games...His win June 3 at Detroit was his 1st since June 17, '83.
 Of his 51 appearances, 38 were scoreless, including 22 of his first 26 thru June 28 (era-2.13), but was scored on 9 of his last 25...Allowed more than one run only twice.
 On May 12, in his 1st appearance against the White Sox, his former team, he picked up his 1st save since May 7, '83...Allowed only 3 of his 1st 22 inherited runners to score, but allowed 12 of 48 to score for the season.
 Had a save and a win on consecutive games at Detroit; June 2 he saved a 5-1 win for **Bob Milacki** and the next night he was a 4-2 winner over **Doyle Alexander**.

Tough on Lefties: Held lefthanded batters to a .206 (68-14) average, including a combined 1-for-17 by **Wade Boggs** (0-5); **Don Mattingly** (1-4); **George Brett** (0-5); and **Harold Baines** (0-3)...That group hit a collective 310 against the rest of the AL.

Short Man: Faced an average of only 3.9 men per appearance, 2nd lowest in the AL behind Seattle's **Keith Comstock**, 3.58...His longest outing was 2.2 innings and he did it only twice; July 7 at Milwaukee and Aug 12 vs Boston...Has pitched more than 3 innings only 4 times in 212 big league appearances.

MINORS, '84-'88: Spent time in the White Sox, Yankees, Phillies and Giants organizations and was released by all 4 teams...Played with 9 different teams in 5 years...Had his best season in '84, when he finished 3rd in the Eastern League with 11 saves...Invited to spring training with the Yankees in '85 and again by Orioles in '88..

WHITE SOX, '81-'83: Made his ML debut Apr 14, '81 at home against Milwaukee...Gave up 1st major league hit 4 games later to Baltimore's **Ken Singleton** on Apr 23...Finished 3rd on the club in appearances (41)...Was unscored on in 10 of his 1st 11 major league appearances...In '82, he finished 9th in the AL in appearances (60) and led the White Sox in ERA (3.00)...Gave up 4 homers that season, 3 of them to the Orioles (**Cal Ripken**, **Gary Roenicke**, and **Eddie Murray**)...In '83, developed sore elbow and didn't pitch the last 2 months...Wasn't eligible for '83 LCS series vs the O's.

EARLY MINOR LEAGUE CAREER: In '80, his 3rd year in pro ball, he was named the White Sox "Minor League Player of the Year" by the Pitch and Hit Club of Chicago...Winner of the Silver Glove award as the best fielding pitcher in all of the minor leagues in '80...Handled 61 chances without an error and started 8 double plays.

UNIQUE DISCOVERY: Was graduated from Kelly High School after also attending St. Rita HS, but did not play baseball at either school... He was working at a steel company following graduation...It was while playing softball and leading the team (the Bobcats) to the 16-inch softball world championship in '76, that he was noticed...After switching to a semi-pro team, the Markham Cardinals, he was given a summer tryout in '78 and offered a contract by the White Sox and General Manager **Roland Hemond**.

PERSONAL: He and his wife, **Terri**, have 3 daughters: **Kristen** (2/9/84), **Jessica** (3/4/87) and **Sarah** (6/11/90)...During the past 2 off-seasons he took karate lessons and is now an Orange Belt...Following the '89 season, he helped coach a youth ice hockey team...Plays hockey and ice skates often in his leisure time.

IN UNIFORM

23

CHRISTOPHER (CHRIS) ALLEN HOILES

Born: Mar. 20, 1965
Height: 6'0"; **Weight:** 213
Bats, R; Throws, R
Position: Catcher

Birthplace/Residence: Born in Bowling Green, OH... Resides in Wayne, OH.

Contract Status: Signed thru '91.

Tenure: 111 days.

Signed Originally with: Detroit.



YEAR CLUB	AVG.	G	AB	R	H	2B	3B	HR	RBI	BB	SO	SB	CS	HP
1986 Bristol—1	.320	*68	253	42	81	*19	2	13	*57	30	20	10	1	1
1987 Glens Falls	.276	108	380	47	105	12	0	13	53	35	37	1	5	3
1988 Toledo	.159	22	89	4	11	1	0	2	6	2	12	1	0	2
Glens Falls—2	.283	103	360	67	102	21	3	*17	73	50	56	4	3	7
1989 Rochester	.245	96	322	41	79	19	1	10	51	31	58	1	2	4
Baltimore	.111	6	9	0	1	1	0	0	1	1	3	0	0	0
1990 Rochester	.348	74	247	52	86	20	1	18	56	44	48	4	2	1
Baltimore	.190	23	63	7	12	3	0	1	6	5	12	0	0	0
ML Totals	.181	29	72	7	13	4	0	1	7	6	15	0	0	0
Pro Totals	.280	500	1703	260	477	96	7	74	303	198	246	21	13	18

*Led League

*Tied for League Lead

1—Selected by Detroit in June '86 free agent draft (19th pick).

2—Acquired by Orioles from Detroit, along with pitchers Robinson Garces and Cesar Mejia, in deal for outfielder Fred Lynn on 8/31/88.

Career Highs: **Game: Runs-2, twice**, (Sep 19, '90 vs Bos. and Sep 21, '90 vs Mil); **Hits-3**, (Sep 19, '90 vs Bos.); **HR-1; RBI-3**, (Jun 27, '90 vs Cle).

Grand Slams: None.

1990 SEASON SUMMARY

Recalled by the Orioles from Rochester on 3 occasions during the season...Started in AAA and was leading the International League in batting (.394, 127-50, g-32, hr-10, rbi-31) when the 1st recall came, June 3...He appeared in 10 games between June 5-July 5, then was optioned to the Red Wings, July 13.

Spent a month at Rochester, then was recalled, Aug 12...This time he appeared in 8 games prior to being sent back to AAA, Aug 28...When Rochester concluded post-season play, he was called up yet again, Sep 15...Hoiles saw action in 5 games until he hurt his right shoulder, Sep 23, and was unable to play the rest of the year.

ORIOLES: Appeared in 23 games with the Orioles, including 6 at 1st base (all starts); 7 at catcher (6 starts) and 7 at dh (6 starts)...In his 1st 2 stints with the Orioles he batted only .122 (49-6), but after his recall in September he went 6-for-14 in 4 games including a 3-hit game in the O's 8-4 win over Boston on Sep 19...Started behind the plate in 5 straight games, but in the top of the 1st inning, Sep 23 vs Milwaukee, he injured his right shoulder trying to throw out **Paul Molitor** at 2nd base...Suffered a tear in the muscle behind the shoulder, which did not require surgery in the off-season.

Threw out 3 of 7 attempted base stealers...Hit his 1st major league home run June 27 vs Cleveland in the bottom of the 10th inning, a game-winning 3-run shot off **Sergio Valdez**, giving the O's a 6-3 victory.

ROCHESTER: His .348 average at Rochester was bettered by only one other Triple A player with 250 or more plate appearances: Albuquerque's **Luis Lopez** (.353)...Hit 18 homers in only 247 at bats, one every 13.7 ab, 3rd greatest home run frequency in Triple A behind Pawtucket's **Phil Plantier** (1/13.0) and Las Vegas' **Jerald Clark** (1/13.4)...Added 2 more homers in post-season, including game-winning 3-run shot against Omaha in the opening game of the Triple A Alliance

Championship...In 27 games at Rochester, between May 15-July 25, he hit 11 homers (26 rbi) in 27 games.

On May 19 he was hit in the face by a pitch from Indianapolis' **Jim Davins** and took 15 stitches above his left eye...Returned May 27...In 3 games before he was hit and 2 games after, he went 13-for-18 with 4 homers and 8 rbi.

Named the DH on Baseball America's year end Triple A All-Star team.

PREVIOUS CAREER HIGHLIGHTS

1989, ML DEBUT: Began season with Rochester, but was recalled Apr 22 when **Bob Melvin** went on the disabled list...Made his major league debut Apr 25 at California in a pinch-hitting role (grounded out against **Bob McClure**)...Returned to Rochester May 7, but rejoined the Orioles in September...Started behind the plate in the season finale, Oct 1 at Toronto, and picked up his 1st ML hit, a run-scoring double, off **Mauro Gozzo**.

In 96 games at Rochester, he tied for the team lead with 10 home runs (with **Butch Davis**) and was tied for 3rd (with **Chris Padgett**) in rbi with 51.

1988: Acquired Aug 31 from the Detroit organization along with pitchers **Cesar Mejia** and **Robinson Garces** for **Fred Lynn**...Began the season at Toledo, but was reassigned to Glens Falls on May 17 and remained there the rest of the season.

Topped all Tiger farmhands with 19 homers, including 17 at Glens Falls, tied for the most in the Eastern League...Also led the league in slugging (.500) and was 3rd in rbi (73), 4th in runs (67), and 11th in batting (.283)...Threw out 38 of 105 attempted base stealers (.362), 5th best among the league's 28 catchers with 10 or more attempts.

Batted .316 (215-68) after July 2, including .390 (100-39, rbi-27) in 28 games between July 3-28...With Glens Falls, hit safely in 70 of 103 games, including 31 multi-hit games.

1987: Moved from 1st base back to catcher and threw out a league-high 53 attempted base stealers (53 of 140, .379; league average was .353)...Tied for the club lead in homers (13)...Played in Eastern League All-Star Game.

1986: Named to the Appalachian League All-Star team as a 1st baseman...Led the league in rbi (57), gwrbi (10), total bases (143), doubles (19) and games (68)...Also, 2nd in homers (13) and tied for 3rd in batting (.320)...Led league's 1st basemen in fielding (.996)...Caught in 6 games.

AMATEUR CAREER: Graduated from Elmwood (Wayne, OH) High School where he played football, basketball and baseball...Caught 3 years at Eastern Michigan University...Batted .340 in '84 as a freshman; .372 in '85, and .342 in '86 with a school record 19 homers and 70 rbi...Also set EMU career record with 34 home runs...Ended with .352 career average...Named All-Mid-American Conference in '86.

PERSONAL: Majored in science at Eastern Michigan until he was drafted after his junior season...Single.

SAMUEL LEE HORN

15


Born: Nov. 2, 1963
Height: 6'5"; **Weight:** 250
Bats, L; Throws, L
Position: First base

Birthplace/Residence: Born in Dallas, TX... Resides Birmingham, AL.

Contract Status: Signed thru '91.

Tenure: 2 years, 97 days.

Signed Originally with: Orioles.



IN UNIFORM

SAM HORN (cont)

YEAR CLUB	AVG.	G	AB	R	H	2B	3B	HR	RBI	BB	SO	SB	CS	IP
1982 Elmira-1	.300	61	213	47	64	13	1	11	48	40	59	2	0	1
1983 Winston-Salem	.240	68	217	33	52	9	0	9	29	50	78	0	0	1
1984 Winston-Salem	.313	127	403	67	126	22	3	21	89	76	107	5	4	4
1985 New Britain	.282	134	457	64	129	32	0	11	82	64	107	4	6	4
1986 New Britain	.246	100	345	41	85	13	0	8	46	49	80	1	0	1
Pawtucket	.195	20	70	8	15	2	0	3	14	5	23	0	1	1
1987 Pawtucket	.321	94	333	57	107	19	0	30	84	33	88	0	0	2
Boston	.278	46	158	31	44	7	0	14	34	17	55	0	1	2
1988 Boston	.148	24	61	4	9	0	0	2	8	11	20	0	0	1
Pawtucket	.233	83	279	33	65	10	0	10	31	44	82	0	3	2
1989 Boston	.148	33	54	1	8	2	0	0	4	8	16	0	0	0
Pawtucket	.232	51	164	15	38	9	1	8	27	20	46	0	0	0
1990 Baltimore	.248	79	246	30	61	13	0	14	45	32	62	0	0	1
Rochester	.414	17	58	16	24	4	0	9	26	9	13	0	1	1
ML Totals	.235	182	519	66	122	22	0	30	91	68	153	0	1	2
Pro Totals	.270	937	3058	447	827	155	5	150	567	458	836	12	18	18

*Led League
1-Selected by Boston in June '82 free agent draft (1st round)

Career Highs, Game: Runs-3, twice, (latest Aug 3, '90 vs KC); **Hits-4, twice**, (latest Apr 9, '90 at KC); **HR-2, 3 times**, (latest Apr 9, '90 at KC); **RBI-6**, (Apr 9, '90 at KC).
Hitting Streak: 4, 5 times, (latest Sep 16 thru Sep 19, '90).
Grand Slams: 2, see page 26

1990 SEASON SUMMARY

Averaged one rbi every 5.5 at bats, 7th best in the AL (min 200 ABs) and one homer every 17.57 at bats, 10th best in the AL (min 10 homers)...At Rochester and Baltimore combined, he hit 23 homers and had 71 rbi in 96 games (304 ab).

Began spring training in the Orioles' minor league camp, but was promoted to the big league camp less than a week before the club came north...Was in the lineup immediately and enjoyed the greatest Opening Day and Orioles' debut in club history...Was 4-for-5 with 2 homers and 6 rbi on Apr 9 at KC.

Hit a 3-run homer off defending Cy Young Award winner **Bret Saberhagen** and another off **Steve Farr**...No other Oriole has had 6 rbi on Opening Day and **Brooks Robinson** is the only other Oriole to hit 2 Opening Day homers...The last time a major leaguer had 6 rbi on Opening Day was in 1986, Seattle's **Jim Presley**.

Despite the great opener, he had only 3 homers and 79 ab with the O's thru July 3...Missed most of May with a strained right shoulder (disabled, May 8-29) and spent a month at Rochester, June 3-July 2.

Returned July 3 and hit 11 homers in 167 ab the rest of the season, including 5 in his 1st 13 games...Batted .310 (58-18) his 1st month back with the O's.

Tied for the AL lead with 2 pinch-hit homers, both off Toronto's **Duane Ward**, including his 2nd career grand slam, Sep 14 at Toronto...His .444 (9-4) average as a pinch hitter was the AL's highest (min 10 ph).

ROCHESTER: Spent 5 days at Rochester, May 24-29, on a rehab assignment...Returned in June for 13 games and had an incredible stay going 22-for-48 with 9 homers and 25 rbi...Hit 6 homers in a 4-game span, June 23-25...In his career has hit 60 homers in 265 games at Triple A.

ROYAL CRUSH: Batted .429 (28-12) with 4 homers and 11 rbi in 8 games against KC...Hit 3 homers at Royals Stadium, more than any other visiting player...Only 3 Royals players hit more there (**Jackson, Eisenreich** and **Tartabull**)...Was 8-for-17 at KC and lifetime is now batting a career best .379 (29-11) there with 4 homers and 9 rbi.

MISCELLANEOUS: Batted .364 (11-4) with the bases loaded...Started at 1st base on Apr 21 vs Detroit, the 1st time in his ML career he started defensively...Played 10 games at 1st base, 9 starts...Had played defensively only once in his 1st 111 ML games...Highlight for him came on Sep 19 against his former Boston teammates when his 3-run homer in the 6th off **Greg Harris** broke a 2-2 tie and propelled the O's to an 8-4 win.

FAVORITE PITCHERS: Has done his best hitting against a pair of 20-game winners: **Bob Welch** (.538, 13-7, hr-1) and **Bret Saberhagen** (.444, 9-4, hr-2).

PREVIOUS CAREER HIGHLIGHTS

1989: Began the season with the Red Sox, but was disabled (right rib cage injury) on June 8...Was 5-for-44 (.114) at the time...Didn't return to the Sox until September...Made 11 starts with Sox, no multi-hit games...Had the International League's 3rd best home runs to at bats ratio.

1988: Was with the Red Sox thru June 5, when he was outrighted to Rochester... Didn't play with Sox the rest of the season...Had homers in back-to-back games, May 13-14 at Fenway vs Seattle, his only extra-base hits.

'87, RECORD BREAKING START: Recalled by Red Sox from Pawtucket on July 23...Became only the 4th AL player to homer in his 1st 2 games joining **Earl Averill** (Cle, Apr 16-17, '29); **Joe Lefebvre** (NY, May 22-23, '80); and **Tim Laudner** (Min, Aug 28-29, '81)...Hit a game-winning homer in debut vs Seattle on July 25 off lhp **Stan Clarke**...The next day had 3 hits, including another homer...Went on to hit 4 homers in his 1st 6 games and 7 in his 1st 16...Had the best home run rate (one hr per 11.3 ABs) in the majors.

Hit a grand slam off Toronto's **Jose Nunez** on Aug 10 and had a pair of 2-homer games: Aug 25 vs. Chicago and Sep 25 vs Milwaukee.

At Pawtucket, became only the 2nd Pawsox player to hit 30 or more homers in a season and set a club record for most homers by a lefty (mark was broken in 1990 by **Phil Plantier**)...Named Pawsox mvp...Led International league in slugging (.649).

EARLY CAREER: Was Red Sox 1st pick in June '82 (16th overall) as compensation for Rangers re-entry signing of **Frank Tanana**...Played exclusively at 1st base his 1st 6 years in Red Sox system...Made 29 errors in '84 and 23 in '85...Missed 3 weeks in '82 with the flu and 1st half of '83 with torn ligaments in left wrist...In 1st full pro season in '84, he led the Carolina League in slugging (.538) and 3rd in average (.313) and rbi (89) while at Winston-Salem...In '85, he led the Eastern League with 32 doubles and intentional walks (14).

AMATEUR CAREER: Played baseball and football at Morse High School in San Diego, CA, where he and **Randy Milligan** were rivals...Offered football/baseball scholarship to Southern Cal...Played defensive end in football and power forward in basketball...Once hit 4 home runs in a high school game.

PERSONAL: He and his wife, **Debrah**, have 2 children: **Briona** (1/1/88) and **Jamale** (6/10/90)...Born in Dallas, TX, but family moved to San Diego when he was 7.

TIMOTHY (TIM) CRAIG HULETT

36

Born: Jan. 12, 1960
Height: 6'0"; **Weight:** 197
Bats, R; Throws, R
Position: Infielder
Birthplace/Residence: Born and still resides in Springfield, IL.
Contract Status: Signed thru '91.
Tenure: 4 years, 11 days.
Originally Signed with: Chicago White Sox.



STARTS, FAST AND SLOW

The O's best start was 11-1 in 1966... They won a club record 5 consecutive games at the start of the '70 season... The major league record, incidentally, in that category is 13, shared by the '82 Atlanta Braves and '87 Milwaukee Brewers.
The worst start in Orioles and major league history occurred in '88 when they lost their 1st 21. That shattered the previous club record of 5, set in '78.

IN UNIFORM

TIM HULETT (cont)

YEAR CLUB	AVG.	G	AB	R	H	2B	3B	HR	RBI	BB	SO	SB	CS	IP
1980 Glens Falls—1	.174	6	23	3	4	0	0	0	0	3	5	0	1	0
Iowa	.250	3	3	1	2	0	0	0	0	0	0	0	0	0
Appleton	.259	79	278	49	72	11	1	13	47	34	56	5	4	0
1981 Glens Falls	.227	134	437	59	99	27	1	10	55	64	86	0	3	0
1982 Glens Falls	.271	140	*536	*114	145	28	5	22	87	95	135	1	8	0
1983 Denver	.273	133	477	77	130	19	4	21	88	61	64	5	3	0
Chicago (AL)	.200	6	5	0	1	0	0	0	0	0	0	0	0	0
1984 Chicago	.000	8	7	1	0	0	0	0	0	0	0	0	0	0
Denver	.263	139	475	72	125	32	6	16	80	67	88	3	4	0
1985 Chicago	.268	141	395	52	106	19	4	5	37	30	81	6	4	0
1986 Chicago	.231	150	520	53	120	16	5	17	44	21	91	4	1	0
1987 Chicago	.217	68	240	20	52	10	0	7	28	10	41	0	2	0
Hawaii	.236	42	157	13	57	5	2	1	24	9	28	4	1	0
1988 Indianapolis—2,3	.234	126	427	36	100	29	2	7	59	34	106	2	0	0
1989 Rochester	.280	122	461	61	129	32	12	3	50	38	81	2	3	0
Baltimore	.278	33	97	12	27	5	0	3	18	10	17	0	0	0
1990 Rochester	.372	14	43	10	16	2	1	2	4	11	7	0	0	0
Baltimore	.255	53	153	16	39	7	1	3	16	15	41	1	0	0
ML Totals	.243	459	1417	154	345	57	10	35	143	87	275	13	7	0

* Led League
 1—Selected by Chicago White Sox in Jan. '80 free agent draft (1st round, secondary phase) Previously selected by Texas in June '78 draft (39th round), but did not sign.
 2—Acquired by Indianapolis (Montreal) from Vancouver (Chicago White Sox) in deal for infielder Edgar Caceras on 4/13/88.
 3—Signed by Orioles as 6-year free agent on 11/11/88.

Career Highs, Game: Runs-3, 4 times, (latest June 2, '87 Chi at Tex);
Hits-4, 4 times, (latest Aug 3, '90 vs KC); **Home Runs-2,** (Sep 20, '86 Chi at Cal); **RBI-4, twice** (latest Apr 15, '87 Chi at Tor).

Hitting Streak: 9, (Sep 27 '85 thru Apr 7, '86).

Grand Slams: None

1990 SEASON SUMMARY

Broke the hamate bone in his left hand during spring training (the same injury Oakland's **Jose Canseco** suffered in '89) and was placed on the disabled list, Apr 4...Following his recuperation, he was sent to Rochester on a rehabilitation option...He was reactivated June 12.

Upon his return, he went 0-for-5 in his 1st 3 games, then went 10-for-17 (.588) during a 4-game stretch, June 18-21, and 14-for-30 (.467) between June 18 and 27...Drove in a run in 4 straight games Jun 26-29 vs Cleveland/Minnesota. Batted .375 (40-15) in June.

Played 16 games at 2nd (tc-73, e-1) and 24 games at 3rd base (tc-76, e3).
HOME RUNS: Hit 3 home runs, all of them against lefthanders: off Cleveland's **Bud Black** at home June 27; off **Mark Davis** at KC July 28, and off New York's **Dave Righetti** as a pinch-hitter Aug 29 in Baltimore.

VERSATILITY: In 86 games in his 2 seasons with the Orioles, he has played 2nd base (39 games), 3rd base (35 games) and appeared as a pinch hitter (10 games) and a designated hitter (4 games, all in '90).

FAVORITE OPPONENTS: Has .328 career average (131-43) with 6 home runs and 23 rbi against Cleveland...Has hit a career high 5 home runs against Detroit.

AT HOME: Despite his .268 average (71-19) in '90, he has a career .327 average (147-48) at Memorial Stadium.

SCORING POSITION: Led the Orioles last season with a .350 average (20-7) when batting with runners in scoring position and 2 outs, and batted .290 (37-11) overall with runners on 2nd and/or 3rd. ...In his 2 years with the Birds, he is 22-for-62 (.355)... 11-for-25 (.440) in '89.

PREVIOUS CAREER HIGHLIGHTS

1989: Made his Orioles debut, Aug 23, vs Milwaukee...Drove in 9 runs in his first 13 games, and 9 more in his last 11 games of the season while batting .351 (37-13)...Went 4-for-6, Sep 20, vs Detroit and was 6-for-8 against the Tigers during the season (.750)...Had .389 average (18-7) vs Cleveland, and beat the Tribe Sep 4 with a 2-out "sudden-death" homer off **Rod Nichols** who had just retired 15 batters..

His home run, Aug 24 (1st gm) at New York, off **Chuck Cary**, was his 1st in the major leagues since May 25, '87, when he connected for the White Sox at Comiskey Park against Kansas City...He hit 3 homers in 33 games with the O's compared with 3 homers in 122 games for Rochester.

Was 5-for-5 with the bases loaded and drove in 9 of the 15 runners on base in those situations...Batted .440 (25-11) with runners in scoring position...Hit .419 (31-13) at Memorial Stadium.

ROCHESTER: Led the Red Wings with 32 doubles and 12 triples, 2nd in the IL in each category (tied in doubles)...Was 2nd on the club with 47 extra-base hits, one less than **Butch Davis**...Was batting only .127 (55-7) after 17 games, but hit .300 (406-122) in the remaining 105 games.

PREVIOUS CAREER HIGHLIGHTS

1988: Tim had spent all 8 pro seasons in the White Sox system when he was dealt to the Montreal Expos (4/13/88) who in turn assigned him to Indianapolis...He was bothered much of the year by "jammed toe" which required post-season surgery, and he batted only .234 in 126 games, but he was 3rd on the club in doubles (29) and rbi (59).

He was chosen "MVP" in the 1st Alliance championship (American Association vs International League, like the old "Little World Series") in which Indianapolis defeated Rochester in a best of season final series (4 games to 2)...Tim batted .286 in the 6 games, with 5 rbi and 4 runs scored...He was released by Montreal shortly thereafter.

WHITE SOX: Was the White Sox' starting 3rd baseman opening day '87, and led the club with 3 homers, 14 rbi and a .297 (74-22) average through May 1...However, he hit only .181 (166-30) over the next 43 games, and was assigned to Hawaii July 26...He returned to Chicago July 30 for a 2-week stay (as a roster replacement for the injured **Donnie Hill**, then spent the balance of the season in Hawaii).

In '86, Tim hit a career-high 17 homers, tying **Ron Kittle** for 2nd on the club behind **Harold Baines** (21)...He hit only one in his first 39 games, and only 4 thru July 5 (70 games)...Then he blasted 11 in his next 35 games thru Aug 16 including 5 in one stretch of 9 games (8/8 thru 16)...Experienced an 0-for-23 downspell in Sep...Started 56 games at 2nd and 81 at 3rd.

His 1st full season in the majors was 1985...He started 96 games at 3rd and 20 at 2nd...Was batting .375 (72-27) after 34 games thru May 31, and remained over .300 until June 28...Hit his 1st home run off the Orioles' **Dennis Martinez** on May 15 in Chicago..

A strong showing in the White Sox 1984 spring camp earned Tim a spot in the opening day lineup...However, after appearing in only 8 games (7 at bats) he was assigned to Denver where he spent the rest of the year, and where he amassed 54 extra base hits (2b-32, 3b-6, hr-16)...Led the Bears in homers.

Made his big league debut vs Seattle Sep 15, 1983...Started for the 1st time on Sep 21 vs Minnesota...In his 1st 8 major league games, the White Sox were victims of 2 no-hitters (by Oakland's **Mike Warren** Sep 29 and by Detroit's **Jack Morris** Apr 7, '84).

EARLIER MINOR LEAGUE HIGHLIGHTS: Had career high .273 average and 88 rbi with Denver in '83, his 1st year at the AAA level...Helped Denver to a sweep of Louisville in the American Association championship with a title-clinching rbi (sac fly).

Was named in '82 by Baseball America as the top 2nd baseman at the "AA" level...Led the Eastern League with 114 runs scored that year.

PERSONAL/AMATEUR CAREER: Played basketball, football and baseball at Lanphier H.S. in his native Springfield, IL...Led city conference in average, home runs and stolen bases in each of his 4 years there...Attended the University of South Florida (Tampa) where he played one year for former Orioles pitcher and Hall of Famer **Robin Roberts**. Set a school record in '79 with 19 doubles...Also attended Miami Dade-North Community College and established a school home run standard with 14 in '80.

Married to the former **Linda Ferguson**...They have 4 sons: **Tug** (2/28/83), **Joe** (4/9/84), **Sam** (4/8/86) and **Jeff** (11/16/87).

LIFETIME HOME RUN LEADERS VS. ORIOLES

- | | |
|-----------------------------------|----------------------------------|
| 1. 70+—Hamon Killebrew ('54-'75) | 7. 35—Frank Howard ('65-'73) |
| 2. 44—Mickey Mantle ('54-'68) | 8. 33—Carl Yastrzemski ('61-'83) |
| 3. T 40+—Reggie Jackson ('67-'87) | 9. 30—Graig Nettles ('67-'83) |
| 3. T 40—Al Kaline ('54-'74) | 10. T 29—Roy Sievers ('54-'65) |
| 5. 39—Rocky Colavito ('55-'68) | 10. T 29—Norm Cash ('58-'75) |
| 6. 36—Jim Rice ('74-'89) | |

†—Includes 2 HR in ALCS completion.

27

DAVID (DAVE) WAYNE JOHNSON

Born: Oct. 24, 1959
Height: 5'11"; **Weight:** 181
Bats, R; Throws, R
Position: Pitcher
Birthplace/Residence: Born in Baltimore, MD.
 ... Resides in Middle River, MD.
Contract Status: Signed thru '91.
Tenure: 1 year, 83 days.
Originally Signed with: Pittsburgh.



YEAR CLUB	W-L	ERA	G	GS	CG	SHO	SV	IP	H	R	ER	BB	SO
1982 Greenwood—1	4-4	3.86	16	6	1	1	0	58.1	50	32	25	41	41
1983 Alexandria	7-5	3.01	46	2	1	0	8	113.2	100	52	38	42	86
1984 Prince William	7-5	1.32	13	13	3	1	0	88.1	60	22	13	35	48
Nashua	1-8	4.84	12	12	4	0	0	83.2	95	52	45	31	47
1985 Nashua	6-9	3.12	34	18	4	1	2	153	129	66	53	45	84
1986 Hawaii	8-7	3.17	22	22	6	1	0	150.1	150	68	53	35	71
1987 Vancouver	8-10	3.51	23	22	9	2	0	153.2	133	74	60	69	78
Pittsburgh	0-0	9.95	5	0	0	0	0	6.1	13	7	7	2	4
1988 Buffalo—2	*15-12	3.51	29	*29	*9	2	0	192.1	*213	93	75	55	90
1989 Rochester—3	7-6	3.26	18	14	2	0	1	105	104	45	38	31	60
Baltimore	4-7	4.23	14	14	4	0	0	89.1	90	44	42	28	36
1990 Baltimore	13-9	4.10	30	29	3	0	0	180	196	83	82	43	68
ML Totals	17-16	4.28	49	43	7	0	0	275.2	299	134	131	73	98

Pro Totals 80-82 3.48 262 181 46 8 11 1374 1333 638 531 456 710
 * Led League • Tied for League Lead

1—Signed by Pittsburgh as a non-drafted free agent on 6/10/82.
 2—Signed by Houston as a 6-year free agent on 12/22/88.
 3—Acquired by Orioles from Houston, along with outfielder Victor Hiltne, for catcher Carl Nichols on 3/31/89.

Low Hitters: 4-Hitter, (July 13 (2), '90 vs Min).
Strikeout High: 7, (July 23, '90 at Det).
Walk Highs: 4, 3 times, (latest Apr 29, '90 vs Sea).
Winning Streaks: 3, twice, (June 18 thru July 4, '90 and July 23 thru Aug 2, '90).
Losing Streak: 5, (Aug 31 thru Sep 26, '89).
Pitches: Fastball, curve, slider, changeup.

1990 SEASON SUMMARY

Shed his "Cinderella" label from the year before and emerged as the O's top winner with 13...Although he began the season as the O's #4 starter, he finished 2nd on the staff in starts (29) and innings pitched (180).
 Was one of only 4 pitchers to beat Boston ace **Roger Clemens** (21-6) last season joining **Dave Stewart** (3), Minnesota's **Kevin Tapani** and KC's **Kevin Appier**...Dave defeated Clemens, in a complete game effort, 7-2, on June 18 at Baltimore.
 Enjoyed his best stretch over 2 months, June 2-Aug 2, when he went 8-3 (4.00, ip-81.0, er-36) over 13 starts...That streak left him 11-6 mark, tied for 7th in the AL in wins.
 Johnson lost his next 2 starts and went on the disabled list (strained lower back) on Aug 18...Returned for September and went 2-1 with a 2.88 era.
 Allowed a major league-high 30 home runs, although 20 came with the bases empty (9 others came with one runner on base and only one with 2 runners on base)...Of the 83 runs **Johnson** allowed in 1990, 41 came via the home run (49 percent)...In addition, he served up an American League-high 43 doubles.
 Allowed 1.08 hits per 9 innings, 5th highest in the AL...Opponents slugged .476, highest in the league...O's scored 14 runs in his 9 losses.
STOPPER: Was 9-0 when pitching after an Orioles' loss.

TOUGH TO RUN ON: During his Orioles career, opponents are 1-for-11 in stolen base attempts with him on the mound, including one-for-five in '90...That lone stolen base was by Cleveland rookie **Alex Cole**...Only 5 of 167 runners who reached 1st tried to steal, lowest ratio in the AL.

STRIKEOUTS/WALKS: Averaged 2.15 walks per 9 innings, 5th best ratio in the AL... Also averaged 3.4 strikeouts per 9, 3rd lowest in the AL, although he did strikeout a career-high 7 in 6.2 innings at Detroit on July 23...Averaged 3.42 pitches per batter, 2nd lowest in the AL behind Texas' **Kevin Brown** (3.40).

OPPONENTS ODDS AND ENDS: Was 8-2 with a 2.98 era in 13 starts against the AL East Division (ip-84.2, er-28)...Was 3-0 against Detroit (1.80) and in his 4th and final start on Sep 11 he led with a 1-0 lead after 7, but O's lost 2-1...Posted a 2.16 era against Boston and was 1-0, but didn't strike out a batter in 16.2 innings.

JOHNSON BY MONTH

1990 Season					Lifetime					
W-L	ERA	IP	ER	G	Month	W-L	ERA	IP	ER	G
2-1	4.50	24.0	12	4	April	2-1	4.50	24.0	12	4
1-2	4.18	32.1	15	5	May	1-2	4.86	33.1	18	5
4-1	3.23	39.0	14	6	June	4-1	3.65	44.1	18	6
3-2	5.20	36.1	21	6	July	3-2	5.20	36.1	21	6
1-2	5.79	14.0	9	3	August	5-5	4.30	60.2	29	10
2-1	2.88	34.1	11	6	Sep-Oct	2-5	3.89	76.1	33	13

PREVIOUS CAREER HIGHLIGHTS

1989 SEASON: The 29-year-old rookie from Baltimore captured the hearts of Orioles fans... Acquired from Houston organization just before start of season and assigned to Rochester, his contract was purchased by the O's on Aug 1 and he wound up tying for club lead with 4 complete games...Had 3 complete game wins, all 15 days apart...Before joining the Orioles, he had made 318 appearances, all but 5 in the minor leagues.

AL Player of the Week: Lost his AL debut, 6-2, at Boston the day he joined the club (Aug 1), but went 4-1 in his next 5 starts (2.92, ip-37, er-12) with 3 complete games...Named AL "Player of the Week" his 2nd week with the Orioles, Aug 7-13, when he won his 2nd and 3rd career starts via complete games at home over the majors' 2 top hitting teams...In his Memorial Stadium debut he beat the Twins, 6-1, on Aug 8 for his 1st ML win and 5 days later he beat Boston by the same score.

Became the 1st Oriole since **Dave McNally** ('62-'63) to pitch complete game wins in his 1st 2 appearances at Memorial Stadium.

Win #3 was a complete game victory over Milwaukee and Orioles nemesis **Chris Bosio**, 4-2, on Aug 22, the middle game of a crucial 3-game sweep that sent the Brewers reeling.

Heartbreaker in Toronto: After earning 4th win in his next start at Yankee Stadium Aug 26, he went 0-5 in his last 8 starts while the O's scored a total of 16 runs...He did, however, give the O's a clutch performance his final turn, a must-win game at Toronto on Sep 30, the final weekend of the season.

Named as a last minute starter when **Pete Harnisch** stepped on a nail walking from the SkyDome back to the O's hotel the night before...Dave took a 2-hitter and 3-1 lead into the 8th, but came out after walking the leadoff hitter that inning...Toronto scored 3 times that inning and won the game and the division championship.

1988: In his 7th season in the Pirates' system, he led the American Association in wins (15), starts (29), and complete games (9)...Allowed only 6 homers in 192.1 innings, including only 3 in the last 170.1...Following the '88 season, he was signed as a 6-year free agent by Houston, but didn't play a game in Astros organization.

1987, M.L. DEBUT: After 152 minor league appearances, made his major league debut on May 29 against Cincinnati (ip-1, er-3) after his contract was purchased by the Pirates from Vancouver earlier that day...His next 3 outings were scoreless, but he was optioned back to Vancouver on June 18...Remained there the rest of the season and tied for the Pacific Coast League in complete games (9) and finished 8th in era... Threw the 1st no-hitter in the PCL in over 2 years when he beat Portland, 3-0 with 5 strikeouts and 2 walks.

UNIFORM

DAVE JOHNSON (cont)

EARLY CAREER: In '86, he led the Pacific Coast League in era his 1st year at the AAA level...In '83, he was 6th in the Carolina League in era while at Alexandria.

LOCAL BOY MAKES GOOD: Born in Baltimore, grew up in Middle River and graduated from Baltimore's Overlea High School in '79...Over the next 3 years he drove an 18-wheel trailer and played in several summer leagues...also played 2 years at Community College of Baltimore.

Went 22-2 in 2 years at CCB and helped lead the school to the '82 Junior College World Series where they lost to Kirby Puckett's Triton Community College team in the semi-finals...Johnson, on the mound in the last of the 9th with the scored tied and the bases loaded, dropped the ball for a balk, allowing the winning run to score.

Signed with the Pirates in '82 and spent the next 7 seasons in the Pirates' minor league system while driving a truck during the off-season.

5TH BALTIMORE NATIVE: Is the 5th Baltimore born pitcher to play for the O's...The others are **Dave Boswell** ('71), **Jim Leweh** ('61-'62), **Tom Phoebus** ('66-'72), and **John Miller** ('62-'63; '65-'67).

PERSONAL: He and his wife, Tera, have 2 sons: **Steven** (8/31/87) and **Daniel Wayne** (6/27/90).

35

MIKE SHAWN LINSKEY

Born: June 18, 1966
Height: 6'5"; **Weight:** 220
Bats, L; Throws, L
Position: Pitcher

Birthplace/Residence: Born and still resides in Baltimore, MD.

Contract Status: Signed thru '91.

Tenure: None.

Signed Originally with: Orioles.



YEAR CLUB	W-L	ERA	G	GS	CG	SHO	SV	IP	H	R	ER	BB	SO
1988 Erie—1	3-3	3.11	10	8	2	1	1	55	46	24	19	18	50
1989 Frederick	2-2	0.88	9	9	3	2	0	61	47	7	6	16	46
Hagerstown	10-6	2.81	18	18	7	4	0	128	108	45	40	35	90
1990 Hagerstown	7-1	1.47	8	7	0	0	0	55	40	16	9	14	40
Rochester	7-9	3.58	19	18	2	2	0	110.2	116	60	44	28	54
Pro Totals	29-21	2.59	64	60	14	9	1	409.2	357	152	118	111	280

1—Selected by Orioles in June '88 draft (9th round). Previously drafted by Pittsburgh in June '84 draft but did not sign.

Pitches: Fastball, curveball, change-up, knucklecurve.

1990: Overall, at Hagerstown (AA) and Rochester (AAA), was 14-10 with a 2.88 era...Began the season at Hagerstown...Lost his 1st start, 5-2 to Canton-Akron on Opening Day, then won his next 7 starts and was promoted to Rochester in mid-May...In 5 starts for Hagerstown between Apr 14 and May 6, he allowed only 3 runs (2 earned) and 19 hits in 37 innings.

At Rochester, was 1-6 after his 1st 8 games, but beginning July 8 was 6-3 in last 11 starts (2.88, ip-68.2, er-22)...Hurled 2 complete game shutouts: a 5-hitter over Patwucket on July 14 and a 2-hitter over Scranton-Wilkes Barre on July 29.

1989: Orioles "Minor League Pitcher of the Year" as selected by club officials in the Orioles player development department...At Frederick and Hagerstown combined, he threw one 3-hitter and four 4-hitters...Was 6th in the Eastern League in era (2.81) and tied for 4th in complete games (7)...Allowed one earned run or less in 15 of 27 starts, in both leagues.

Was leading the Carolina League in era in late May when he was promoted from Frederick to Hagerstown...In 1st start for Hagerstown, he

struck out season-high 11 batters in 4-hit shutout win over New Britain on May 31.

Won his last 4 starts of season (0.82, ip-33, er-3), including the last 3 via complete games.

1988: Threw a one-hitter Aug 13 vs St. Catharines.

COLLEGE: Drafted by Pittsburgh on the 21st round out of high school, but chose to attend James Madison University (Harrisonburg, VA) instead...As a senior in '88 he went 10-1 with a 2.70 era...JMU was 43-11-2 and went to the NCAA Regionals...Mike had gone 5-9 combined his 1st 3 years at JMU.

BALTIMORE BORN: Attempting to become the 6th Baltimore-born pitcher to play for the Orioles...Starred 4 years at Loyola High School...Played with Johnny's, the top amateur team in Baltimore...Was a regular at Memorial Stadium (section 34) when not pitching.

PERSONAL: Has a degree in sports management from James Madison... Last winter he worked in the ticket office for the Baltimore Thunder pro lacrosse team...Was the 1991 co-winner of the Maryland Star of the Future award presented by the Maryland Professional Baseball Players Association...Single.

DAVID DE LEON MARTINEZ

10


Born: Sep. 18, 1963
Height: 6'0"; **Weight:** 190
Bats, R; Throws, R
Position: Pitcher

Birthplace/Residence: Born and still lives in Austin, TX.

Contract Status: Signed thru '91.

Tenure: None.

Signed Originally with: California.



YEAR CLUB	W-L	ERA	G	GS	CG	SHO	SV	IP	H	R	ER	BB	SO
1984 Salem—1	3-8	4.30	15	15	3	0	0	90	88	53	43	43	62
1985 Quad City	5-7	5.02	18	18	2	0	0	100.1	101	67	56	61	75
1986 Palm Spgs.	6-4	5.25	18	16	0	0	0	94.1	106	63	55	58	41
1987 Midland	3-6	5.60	12	12	1	0	0	72.1	71	49	45	44	46
1988								(Did not play)					
1989 Midland	9-5	5.19	22	22	1	0	0	109.1	117	76	63	59	53
1990 Palm Spgs.	0-6	4.72	12	9	0	0	0	55	59	32	29	16	37
Midland—2	6-6	5.17	34	0	0	0	0	71	95	47	41	30	74
Pro Totals	32-42	5.04	131	92	7	0	0	592.1	637	387	332	311	388

1—Selected by California in Jan. '84 free agent draft (1st round).

2—Acquired by Orioles, along with pitcher Mike Hook, in deal with California organization for outfielder Dave Gallagher on 12/4/90.

1990: At Midland (Class AA), averaged 9.38 strikeouts per 9 innings, 3rd highest in the Texas League (min. 50 innings)...Began the season at Palm Springs (Class A) as a starter, but lost 6 straight starts...In June, he moved up to Midland and for the 1st time in his career pitched strictly in relief...Before '90, 83 of his 85 pro app's had been in relief...Won his 1st 4 decisions at Midland...His longest outing came while at Palm Springs when he worked 8 innings on May 12 in a loss.

Played ball for Obregon this winter.

MINOR LEAGUE CAREER: Spent 7 seasons in the Angels organization and has yet to pitch above Class AA...A strong showing in '86 instructional league (2-0, 1.41) earned him a spot on the Angels' 40-man roster and a trip to the Angels' spring training camp in '87...Had shoulder surgery in '87 and missed all of '88.

AMATEUR: Attended William B. Travis High School in Austin, TX...Also attended Blinn Junior College in Brenham, TX.

PERSONAL: Single.

IN UNIFORM

19

LARRY BENARD (BEN) McDONALD

Born: Nov. 24, 1967
Height: 6'7"; **Weight:** 212
Bats, R; Throws, R
Position: Pitcher

Birthplace/Residence: Born in Baton Rouge, LA. . . . Grew up and resides in Denham Springs, LA

Contract Status: Signed thru '91.

Tenure: 1 year, 13 days.

Signed Originally with: Orioles.



	W-L	ERA	G	GS	CG	SHO	SV	IP	H	R	ER	BB	SO
1989 Frederick—1	0-0	2.00	2	2	0	0	0	9	10	2	2	0	9
Baltimore	1-0	8.63	6	0	0	0	0	7.1	8	7	4	3	3
1990 Hagerstown	0-1	6.55	3	3	0	0	0	11	11	8	8	3	15
Rochester	3-3	2.86	7	7	0	0	0	44	33	18	14	21	37
Baltimore	8-5	2.43	21	15	3	2	0	118.2	88	36	32	35	65
ML Totals	9-5	2.79	27	15	3	2	0	126	96	43	39	39	68
Pro Totals	12-9	2.98	39	27	3	2	0	190	150	71	63	63	128

¹—Selected by Orioles in the June '89 free agent draft (No. 1 player picked). Signed by Ray Crone.

Low Hitters: 3, (Sep 12, '90 vs Det); 4, twice, (July 21, '90 vs Chi and Sep 28, '90 at Cle).

Strikeout High: 9, (Oct 3, '90 vs Tor).

Walk High: 5, (Sep 17, '90 vs Bos).

Winning Streak: 6, (Oct 1, '89 thru Aug 13, '90).

Losing Streak: 4, (Aug 18 thru Sep 1, '90).

Pitches: Fastball, curveball, forkball, change-up.

1990 SEASON SUMMARY

Joined the Orioles at mid-season, made 6 relief appearances before moving into the rotation and then became the 1st Oriole ever to win his 1st 5 major league starts and 1st 6 major league decisions...First major leaguer to win his 1st 5 starts since the Dodgers' **Fernando Valenzuela**, who won his 1st 8 in 1981.

Among AL pitchers with 100+ innings pitched, McDonald was:

-5th in the AL in era (2.43);

-1st in fewest base runners per 9 innings (9.33);

-2nd in lowest batting average against (.205) behind **Nolan Ryan** (.188).

Held lefthanders to a .181 (216-39) average, lowest in the AL...Opposition batted .128 (78-10) with men in scoring position.

Was named AL's best pitching prospect in a poll of league managers by The Toronto Sun.

In his 15 starts, he allowed 2 earned runs or less 11 times; 5 hits or less 10 times; and pitched 7 or more innings 11 times.

Led all AL rookies in era, tied for 1st in complete games (3, with KC's **Kevin Appier**) and 2nd in winning pct (.615, behind Chicago's **Scott Radinsky**, .857).

SLOW START: Suffered a pulled left lateral oblique muscle (muscle connecting ribs to pelvis) while trying to field a ground ball in an exhibition game on Apr 5 against Atlanta at Miami Stadium...Went on the disabled list the next day and didn't pitch again until Apr 24 on a rehabilitation assignment at Hagerstown. Continued pitching at Hagerstown and Rochester on his rehab assignment until he was activated and optioned to Rochester on May 22.

IT SEEMS IT WAS THE SEAMS: While pitching at Rochester, he developed a series of persistent blisters on the middle finger of his pitching hand...It was believed the higher seams on the International League ball led to the problem...Orioles General Manager **Roland Hemond** sent

a dozen major league balls to Rochester and McDonald pitched a simulated game in the bullpen with the ML balls...The blister did not reappear and he was recalled by the Orioles on July 3.

FIRST ML START: Became the 4th Oriole ever to throw a shutout in his first ML start when on July 21 he pitched a 4-hitter at home beating Chicago, 2-0...Threw 85 pitches, struck out 5 and walked one...Joined **Tom Phoebus** (Sep 15, '66); **Dave McNally** (Sep 26, '62) and **Charlie Beamon** (Sep 26, '56) as the only Orioles to throw a shutout in 1st ML start (note: Phoebus did it in each of his 1st 2 starts)...Was the youngest Oriole (at 22 years/8 months) to throw a shutout since **Storm Davis** (21 years/6 months) in 1983.

WIN STREAK: Was 5-0 after his 1st 5 starts (1.72, ip-36.2, h-25, er-7) with wins over Chicago (2-0 on July 21), Kansas City (9-2 on July 27), Toronto (6-4 on July 31), Oakland (4-1 on Aug 8) and Seattle (3-2 on Aug 13).

LOSS STREAK: Suffered his 1st major league loss at home against Oakland on Aug 18, 3-1 to **Gene Nelson** in his 6th start...Lost his next 3 starts while the O's scored 6 runs in those 4 starts...Was 0-4 (5.04, ip-25, er-14) during the loss streak...Broke loss streak with a 6-2 win over California on Sep 7.

STRONG FINISH: Went 3-1 in his last 6 starts (1.90, ip-47.1, h-30, er-10)...Went 8 or more innings in 5 of his last 6 starts, including a 3-hit, 2-1 win over Detroit's **Jack Morris** and his 2nd 4-hit shutout, 2-0 at Cleveland...Allowed more than 5 hits only once during that span.

MISCELLANEOUS: Had a 0-2, 11.05 era in 2 starts against the Red Sox and 8-3 (1.86) against the rest of the AL...O's scored 3 runs or less in 11 of his 15 starts.

1989 HIGHLIGHTS

#1 DRAFT PICK: Was the 1st player selected in the baseball's free agent draft June 5...First time O's have had the top pick...It marked the 1st time in the history of the draft (since 1965) that a team had the selected 1st while in 1st place...Ben received the highest rating ever for a pitcher by the major league baseball scouting bureau...Signed with the Orioles Aug 19.

PRO DEBUT: Four days after signing with the Orioles, he made his pro debut with 3 innings on Aug 23, pitching for the Class A Frederick (MD) Keys at home against Winston-Salem (Cubs) in the Carolina League (ip-3, h-5, r-1, er-1, bb-0, so-2)... Approximately 6,500 fans attended his debut at Frederick. His other minor league appearance came Aug 27 at Frederick against Durham (Braves) and he worked 6 innings (h-5, r-1, er-1, bb-0, so-8)...Threw 55 pitches (47 strikes/8 balls), including 34 straight strikes at one point.

'89, ML DEBUT: Recalled by the Orioles on Sep 1...Made his major league debut at home vs Cleveland on Sep 6 and on 1st pitch he got **Cory Snyder** to hit into a double play...Earned 1st major league win on the last day of season with one scoreless inning at Toronto in O's 7-5 triumph...Allowed his 1st major league homer at Texas to **Pete Incaviglia** on Sep 8.

Played for the Orioles instructional league team in Sarasota and was 1-0 (4.09, ip 11, h-12, er-5, bb-4, so-7) in 3 games, one start.

AMATEUR CAREER

GOLDEN SPIKES AWARD: Was the recipient of amateur baseball's highest individual honor in 1989—the Golden Spikes Award presented annually by the U.S. Baseball Federation, the governing body for amateur baseball in the United States, to the nation's most outstanding amateur player.

COLLEGE: Grew up 12 miles from Louisiana State University and originally attended LSU on a basketball scholarship...Played basketball and baseball for 2 years, baseball only in his final year (junior year)...As a junior, was Baseball America's College Player of the Year and ESPN's co-Player of the Year with University of Texas outfielder **Scott Bryant**...Was 14-4 with 4 saves and a 3.49 era. He fanned 202 batters in 152 innings while helping lead LSU to a 52-15 regular season record and a berth in the College World Series.

Set LSU strikeout record for season and career (373). Established Southeastern Conference record with a streak of 44.2 consecutive scoreless innings...Struck out 15 of 19 batters he faced in a win over Stephen F. Austin on Mar 24.

IN UNIFORM

BEN MCDONALD (cont)

One month earlier, he shut out Oklahoma State at the New Orleans Superdome, the 1st time the Cowboys had been blanked since '85. In his 3-year career at Louisiana State, McDonald was 29-14 with 6 saves, and fanned 373 batters in 308.1 innings...Two time All-American.

OLYMPICS: During the 1988 Olympic Games in Seoul, Korea, McDonald threw complete game wins over Puerto Rico (7-2) and Korea (5-3, 11 Ks) while leading the USA to the Gold Medal.

Olympic stats: 2-0, g-2, era-1.00, ip-18, h-16, er-2, bb-4, so-17...Was 6-2 during the pre-Olympic tour, including 16 innings of shutout ball at the World Amateur Baseball Championships at Grosseto, Italy...Was the team's 2nd leading hurler behind the Angels' **Jim Abbott**.

HIGH SCHOOL: Was all-state as a football placekicker and punter, basketball center as well as a pitcher and 1st baseman at Denham Springs (LA) High School...McDonald compiled a 33-7 career high school mark. Following his senior season in 1986, he was selected on the 20th round by the Atlanta Braves in the June free agent draft. He chose to attend LSU instead.

PERSONAL: Did a lot of off-season deer hunting in Mississippi. Has been known to hunt and wrestle alligators...Caught one in the fall of '89 during Florida Instructional League at Sarasota and after taping its mouth shut, put it in a teammate's bathtub...Has a pre-game ritual of eating a can of mustard sardines before pitching...Can hold 7 baseballs in one hand...Single.

38 JEFFERSON (JEFF) ALAN MCKNIGHT

Born: Feb. 18, 1963
Height: 6'0" **Weight:** 188
Bats: S; **Throws:** R
Position: Outfield

Birthplace/Residence: Born in Conway, AR... Resides in Bee Branch, AR.

Contract Status: Signed thru '91.

Tenure: 78 days.

Signed Originally with: Mets.



YEAR CLUB	AVG.	G	AB	R	H	2B	3B	HR	RBI	BB	SO	SB	CS	HP
1983 Little Falls—1	.217	39	115	10	25	3	1	0	9	15	18	1	1	0
1984 Columbia	.255	95	251	31	64	10	1	1	27	26	17	9	1	1
1985 Columbia	.264	67	159	26	42	6	1	1	24	21	18	6	2	1
Lynchburg	.220	49	150	19	33	6	1	0	21	29	19	0	0	0
1986 Jackson	.252	132	469	71	118	24	3	4	55	76	58	5	2	3
1987 Jackson	.203	16	59	5	12	3	0	2	8	4	12	1	1	1
Tidewater	.255	87	184	21	47	7	3	2	25	24	22	0	1	1
1988 Tidewater	.255	113	345	36	88	14	0	2	25	36	32	0	4	0
1989 Tidewater	.249	116	425	84	106	19	2	9	48	*79	56	3	0	1
New York (N)—2	.250	6	12	2	3	0	0	0	0	2	1	0	0	0
1990 Rochester	.280	100	339	56	95	21	3	7	45	41	58	7	5	0
Baltimore	.200	29	75	11	15	2	0	1	4	5	17	0	0	1
ML Totals	.207	35	87	13	18	2	0	1	4	7	18	0	0	1
Pro Totals	.251	849	2583	372	648	115	15	29	291	358	328	32	17	9

*Led League

1—Selected by New York Mets in secondary phase of Jan '83 draft. Previously drafted by the Orioles in the June '82 draft (28th round), but did not sign.

2—Signed by the Orioles as a 6-year minor league free agent on 12/5/89.

Career Highs, Game-4 (Aug 12, '90 at Cal); **Hits-4** (Aug 12, '90 at Cal); **HR-1; RBI-2** (Aug 12, '90 at Cal);

Hitting Streak: 3, 3 times (latest Oct 1, '90-current).

Grand Slams: None

1990 SEASON SUMMARY

Had 2 tours with the Orioles and in only 29 games played 1b-2b-ss-rl...Recalled from Rochester the 1st time on Aug 4 when **Bill Ripken** went on the disabled list...After his 1st 4 games with Orioles he was 6-for-9 with 3 walks and 6 runs scored...In his 4th game, he went 4-for-4 and scored 4 runs, tying a club record, to lead the Orioles to an 11-6 win.

Returned to Rochester Aug 20 and recalled again on Sep 1...Appeared in 20 games but batted only .148 (54-8)...Had batted .333 (21-7) during his 1st tour...Hit his 1st major league home run on Sep 12 at Memorial Stadium, off Detroit's **Jack Morris**.

ROCHESTER: Played 1b, 2b, ss, of and was the only Red Wing to appear in at least 50 games in the infield and 50 games in the outfield...Batted .333 (111-37) in his last 34 games at Rochester.

PREVIOUS CAREER HIGHLIGHTS

1989, LONG AWAITED DEBUT: Played eight positions at Tidewater (everywhere but pitcher)...Made his major league debut in June when he spent 2 1/2 weeks with the Mets...Still led the International league in walks (79) and was 2nd in runs (84)...Had 23 more walks than strikeouts, best ratio in the league.

Was recalled by the Mets from AAA Tidewater on June 5 when **Tim Lincecum** suffered sprained ankle...After 646 games in the minors he made his major league debut on June 6 and in his 1st at bat singled off Chicago's **Calvin Shiraldi** at Wrigley Field...Optioned back on June 23.

MINOR LEAGUE CAREER: Has played all 9 positions during his minor league career...Breakdown of games at each position: c-2; 1b-170; 2b-196; ss-167; 3b-73; of-224; p-6...In his 6 appearances as a pitcher he's 0-0 with a 1.13 era (ip-8, h-4, er-1)...In his minor league career has had 42 more walks than strikeouts (353-311).

AMATEUR: Graduated from South Side High School in Bee Branch, AK...Graduated from Westark Community College in Fort Smith, AK.

PERSONAL: His father, **Jim**, was a utility player for the Chicago Cubs in '60 and '62 and batted .231 in 62 ML games...Jeff and his wife, **Sarah**, have one son (**Matt**).

ROBERT (BOB) PAUL MELVIN

2


Born: Oct. 28, 1961
Height: 6'4" **Weight:** 206
Bats: R; **Throws:** R
Position: Catcher

Birthplace/Residence: Born in Palo Alto, CA... Resides in Germantown, TN.

Contract Status: Signed thru '91.

Tenure: 5 years, 98 days.

Signed Originally with: Detroit.



Career Highs, Game-4, (Apr 14, '90 at Det); **Hits-4**, (Apr 13, '87 SF at SD); **Home Runs-2, twice**, (Sep 22, '87 vs LA at SF and Apr 7, '87 vs SD at SF); **RBI-4, 4 times** (latest Aug 27, '89 at NY).

Hitting Streak: 9, (May 21 thru June 15, '86).

Grand Slams: None

LATEST FINISH

The latest a game has been completed at Memorial Stadium was 1:22 am on June 4, '88. The game went 14 innings and consumed 5:46. It ranks as the longest game by time in Orioles history.

The O's won the game 7-6 by scoring 3 runs in the bottom of the 14th with 2 out, all on a throwing error by the Yankees' **Mike Pagliarulo**.

BOB MELVIN (cont)

YEAR CLUB	AVG.	G	AB	R	H	2B	3B	HR	RBI	BB	SO	SB	CS	IP
1981 Macon—1	.272	114	412	56	112	19	1	14	64	35	71	5	4	2
1982 Birmingham	.236	98	364	33	86	12	1	13	52	24	70	1	0	2
1983 Birmingham	.288	78	285	43	82	14	2	10	56	18	54	0	3	2
Evansville	.190	45	142	10	27	6	0	2	11	7	41	0	1	0
1984 Evansville	.248	44	141	12	35	13	0	0	11	3	32	0	1	0
Birmingham	.269	69	271	34	73	14	1	2	33	18	47	1	0	0
1985 Nashville	.271	53	177	27	48	7	1	9	24	16	36	3	1	1
Detroit—2	.220	41	82	10	18	4	1	0	4	3	21	0	0	0
1986 San Francisco	.224	89	268	24	60	14	2	5	25	15	69	3	2	0
1987 San Francisco	.199	84	246	31	49	8	0	11	31	17	44	0	4	0
1988 San Francisco—3	.234	92	273	23	64	13	1	8	27	13	46	0	2	0
Phoenix	.307	21	75	11	23	5	0	2	9	8	13	0	0	1
1989 Baltimore	.241	85	278	22	67	10	1	1	32	15	53	1	4	0
1990 Baltimore	.243	93	301	30	73	14	1	5	37	11	53	0	1	0
AL Totals	.239	219	661	62	158	28	3	6	73	29	127	1	5	0
NL Totals	.220	265	787	78	173	35	3	24	83	45	159	3	8	0
ML Totals	.229	484	1448	140	331	63	6	30	156	74	286	4	13	0

1—Selected by Detroit in Jan. '81 free agent draft (1st round, secondary phase). He had been selected by the Orioles in the June, '79 draft (3rd round), but did not sign.
 2—Acquired by San Francisco from Detroit, along with pitcher Juan Berenguer and a player to be named later, for pitchers Dave LaPointe and Eric King, and catcher Matt Nokes, on 10/7/85. San Francisco acquired pitcher Scott Medvin to complete deal on 12/11/85.
 3—Acquired by Orioles from San Francisco for catcher Terry Kennedy on 1/24/89.

1990 SEASON SUMMARY

Set personal highs with 93 games played, 301 at bats, 73 hits, .243 batting average and 37 rbi...Tied his high of 14 doubles and scored 30 runs, one shy of his best total set with San Francisco in '87...He started fast (.353, 17-6, hr-1, rbi-4) in 1st 5 games and ended fast (.455, 11-5, 2b-2, rbi-2) in last 4 games.

4-RUN GAME: He tied the O's record and matched the '90 AL high of scoring 4 runs in a game, Apr 14 at Detroit.

HOME RUNS: Muscled 5 homers in '90 as compared to one in 126 American League games in '85 (41 games with the Tigers) and '89 (85 games with the Orioles)...Despite a .188 average against AL righthanded pitchers (276-52), his first 2 homers came against righties **Urbano Lugo**, Apr 14 at Detroit and **Kevin Brown**, May 25 at Texas.

His final 3 homers came against lefthanders at home, Aug 2 off Kansas City's **Pete Filson**, Aug 18 off Oakland's **Curt Young** and Sep 8 off California's **Chuck Finley**.

AT BAT: Enjoyed batting success in May and September...Hit .321 in May (56-18) and .319 in September (47-15)...Had five 3-hit games...He drove in 3 runs in a game, May 25, at Texas...From Aug 2 until the end of the season, Oct 3, he did not go hitless in consecutive games.

Led the team with a .356 average in day games (87-31) and was 3rd on the team with a .289 average in road games (180-52) behind **Bill Ripken**, .303 and **Brady Anderson**, .296...He hit .276 (98-27) with runners in scoring position and is a .282 hitter (170-48) in 2 years with the Orioles in those situations...With the bases loaded, he was 2-for-9 in '90 and is 10-for-40, .250, in his career.

2-OUT HITTER: With the Orioles, 40 of his 69 rbi have been delivered with 2 outs (58 percent)...In '89 it was 20 of 32 and in '90 it was 20 of 37.

SLUMPS SNAPPED: Didn't get his 1st hit at home until he doubled, June 9, vs New York, ending an 0-for-28 skid in '90 (0-for-33 over 2 years)...Was 0-for-26 overall (home and road) between Apr 17-May 6.

BEHIND THE PLATE: Caught in 76 games last season, one more than his 1st season with the O's...From Sep 13, '89 thru Sep 23, '90, he went 78 consecutive games without committing an error (po-368, tc-392)...He threw out 28 percent of runners attempting to steal (58-16), above the team average of 25 percent.

ERASER RATE: Since joining the O's he's thrown out 29 of 121 runners (24%)...For the Tigers he threw out 5 of 23 (21.7%); for the Giants, 85 of 243 (35%). That gives him an overall percentage with those 3 clubs of 30.7% (119 of 387).

During his 3 years in the NL, the league average was under 30%...In '87, he threw out 31 of 78 (40%), 2nd best percentage in the league behind the Pirates' **Mike Lavalliere**...He threw out **Vince Coleman** and **Tim**

Raines twice each...Those 2 speedsters were caught only 18 times combined that year.In '86, he gunned down 37 of 103 (36%) basestealers.

PREVIOUS CAREER HIGHLIGHTS

1989: Caught in 75 games (same as **Mickey Tettleton**, who was named as an all-star)...Started 72 games behind the plate and 5 as the O's dh...Took over the bulk of the catching duties after Tettleton was placed on the disabled list, Aug 5...He shared the position with **Jamie Quirk**, but started 37 of 55 games the rest of the way...Tossed out 21 percent of runners attempting to steal (63-13). Twenty of his 32 rbi came with 2 out.

On Apr 21, he sustained a hairline fracture of his right index finger in a game vs Minnesota at Baltimore (**Chris Hoiles** was called up to replace him)...He returned to the lineup May 12...On that date, at home against Chicago, he celebrated his return by going 3-for-4.

Had one of his best games ever, Aug 27, at New York, 4 rbi and 3 hits, including a triple and a 3-run homer off **Greg Caderet**...It was Bob's 1st homer since his historic blast (also with 2 aboard) off **Orel Hershiser** Aug 14, '88 in Los Angeles, the last home run yielded by **Hershiser** that year...He went on to pitch 131.2 consecutive homerless innings (including 48.2 in post-season).

Bob batted .292 (72-21) with runners in scoring position, and .333 (15-5) with the bases loaded.

1988 SEASON: Led Giants catchers with 72 starts, and for the 3rd straight year was tops on the club in gunning down base stealers...Threw out 17 of 62 (.27%)...See "Eraser Rate/Defense" above.

Began the season with the Giants, but was in a 1-for-19 slump and was batting only .181 (116-21) when optioned to Phoenix June 2...Returned June 30, and batted .274 (157-43) in 54 games the remainder of the season...Hit .348 (89-31) in a 26-game span, July 23 to Aug 30, including .415 (41-17) the 1st 10 days of that stretch...His 22 extra-base hits were a career high.

NL CAREER: Hit 12 of his 24 homers in the N.L. against San Diego (7) and Los Angeles (5)...Hit 3 off **Fernandez Valenzuela**, including 2 in one game on Sep 22, '87...His favorite park on the road for home runs was Jack Murphy Stadium (San Diego), where he hit 4...Did his best hitting for average against St Louis (.293, 82-24).

GIANTS, '87: Hit 7 homers with 17 rbi in his first 29 games...Batted .348 (23-8) over 2 weeks in September to help the ultimate division winners to a 10-4 run...Started 2 NLCS games against Cardinals (#2, #6)...Went 3-for-3 in game #6, collecting half of the Giants' hits in a 1-0 loss to the Cards.

GIANTS, '86: Hit his 1st major league homer on June 18, '86 off **Mark Thurmond** at San Diego...Was hitting only .159 on May 21, but then batted .321 (106-34) over next 43 games, raising average to season-high .260 on July 25...He ultimately finished the year at .224.

TIGERS, '85: Started '85 at Nashville (AAA), but was promoted to Detroit on May 22 after hitting .312 in 36 games...Made big league debut at Seattle May 25, and was 2-for-4 with 2 doubles...Returned to Nashville Aug 12, but was recalled by the Tigers in Sep.

MINOR LEAGUE CAREER: Has twice led minor leagues in fielding percentage...Was drafted by the Orioles in June '79, but Bob chose college instead...Was drafted again by the Tigers in Jan '81, and that year he led the South Atlantic League's catchers in fielding (.996) and slugging (.425)...In '82 at Birmingham, he hit 2 grand slams, and led Southern League catchers at fielding (.993).

AMATEUR CAREER: Played basketball, golf and baseball at Menlo-Atherton High in Menlo Park, CA...Graduated in '79...Attended Canada College in Redwood City, CA and the University of California (Berkeley).

PERSONAL: He and his wife, the former **Kelly Robertson**, were married Jan 7, '83...They have one daughter, **Alexi**(12/21/88).

BEST LONG STRETCH

The best record the Orioles have ever compiled in a stretch of 25 or more games is 26-4, between Sep 8 and Oct 15, '70. It included a 19-3 run at the end of the regular season and 7-1 in post-season (3-0 in ALCS, and 4-1 in the World Series).

IN UNIFORM

51

LUIS ROBERTO MERCEDES

Born: Feb. 20, 1968
Height: 6'0"; **Weight:** 180
Bats, R; Throws, R
Position: Second base—Outfield
Birthplace/Residence: Born and still resides in San Pedro de Macoris, DR.
Contract Status: Signed thru '91.
Tenure: None.
Signed Originally with: Orioles.



YEAR CLUB	AVG.	G	AB	R	H	2B	3B	HR	RBI	BB	SO	SB	CS	HP	
1987—1		(Dominican Summer League)													
1988 Bluefield	.274	59	215	36	59	8	4	0	20	32	39	16	11	2	
1989 Frederick	.309	108	401	62	124	12	5	3	36	30	62	29	11	3	
1990 Hagerstown	.334	108	416	71	139	12	4	3	37	34	70	38	14	6	
Pro Totals	.312	275	1032	169	322	32	13	6	93	96	171	83	36	11	

1—Signed by Orioles as undrafted free agent on 2/16/87.

TWO BATTING CROWNS: Led the Eastern League in batting (.334), his 2nd batting title in the last 2 seasons (also won the Carolina League title in '89)...Becomes the 1st O's player in 12 years to win 2 minor league batting titles...The last to do it was **Mark Corey** in '77 (Appalachian) and '78 (Southern).

1990: Went 12-for-21 (.571) the final 6 games of the season to edge out New Britain's **Jeff Bagwell** for the Eastern League batting title, .334 to .333...Was 2nd in the EL with 38 stolen bases...Never went more than 2 games without a hit...Hit safely in 83 of 105 starts...Homered in his 1st at bat on Opening Day, Apr 16 vs Williamsport...Had 40 multi-hit games...Finished with 14 bunt singles...Went 5-for-5 Aug 29 against Canton-Akron...Converted from 2b to cf in winter ball and played outfield exclusively.

1989: His .309 average was the lowest ever to lead the Carolina League...Was 10th in the league in stolen bases...Named to the post-season C1 all-star team...Batted .302 in the Dominican Winter League and was named "Rookie of the Year."

1988: Went 4-for-8 on June 24 in Bluefield's 27-inning game, won by the Orioles, 3-2 over Burlington...Led Bluefield in hits and stolen bases.

52

JOSE MESA

Born: May 22, 1966
Height: 6'3"; **Weight:** 219
Bats, R; Throws, R
Position: Pitcher
Birthplace/Residence: Born, raised and still lives in Azua, Dominican Republic.
Contract Status: Signed thru '91.
Tenure: 62 days.
Signed Originally with: Toronto.



Strikeout High: 6, (Sep 20, '87 vs Bos).
Walk High: 6 (Oct 1, '90 vs Tor).
Longest Outing: 8.2 innings, (Sep 30, '87 at Det).
Pitches: Fastball, change, curve, slider.

180

YEAR CLUB	W-L	ERA	G	GS	CG	SHO	SV	IP	H	R	ER	BB	SO
1982 Brad. Bl. Jays—1	6-4	2.70	13	12	6	*3	1	83.1	58	34	25	20	40
1983 Florence	6-12	5.48	28	27	1	0	0	141.1	153	*116	86	93	91
1984 Florence	4-3	3.76	7	7	0	0	0	38.1	38	24	16	25	35
1984 Kinston	5-2	3.91	10	9	0	0	0	50.2	51	23	22	28	24
1985 Kinston	5-10	6.16	30	20	0	0	1	106.2	110	89	73	79	71
1986 Ventura	10-6	3.86	24	24	2	1	0	142.1	141	71	61	58	113
1986 Knoxville	2-2	4.35	9	8	2	1	0	41.1	40	32	20	23	30
1987 Knoxville	10-13	5.21	35	*35	4	2	0	*193.1	206	131	112	104	115
1987 Baltimore—2	1-3	6.03	6	5	0	0	0	31.1	38	23	21	15	17
1988 Rochester	0-3	8.62	11	2	0	0	0	15.2	21	20	15	14	15
1989 Hagerstown	0-0	1.38	3	3	0	0	0	13	9	2	2	4	12
1989 Rochester	0-2	5.40	7	1	0	0	0	10	10	6	6	6	3
1990 Hagerstown	5-5	3.42	15	15	3	1	0	79	77	35	30	30	72
1990 Rochester	1-2	2.42	4	4	0	0	0	26	21	11	7	12	23
1990 Baltimore	3-2	3.86	7	7	0	0	0	46.2	37	20	20	27	24
ML Totals	4-5	4.73	13	12	0	0	0	78	75	43	41	42	41
Pro Totals	58-69	4.56	209	179	18	8	2	1019.2	1010	637	516	538	685

* Led League.

1—Signed by Toronto as undrafted free agent on 10/31/81.

2—Acquired by Baltimore from Toronto, along with pitcher Oswald Peraza, in deal for pitcher Mike Flanagan on 8/31/87.

1990 SEASON SUMMARY

Began what was supposed to be a rehabilitation season at AA Hagerstown due to elbow surgery in June '89, but ended the year as one of the O's most dependable starters during his tour with the Orioles over the last 5 weeks of the season.

His contract was purchased from Class AAA Rochester on Aug 28 and after losing his 1st 2 starts, he went 3-0 (2.91, ip-34, h-26, er-11) in his last 5 starts while the O's won all 5 games...He pitched at least into the 6th inning in all 7 starts and only once gave up more than 3 runs.

The former Blue Jay farmhand beat his former club twice: 5-3 at Toronto on Sep 13 over **Dave Stieb** and 6-3 over **David Wells** at Baltimore on Oct 1...He also beat Boston and **Tom Bolton**, 4-1, on Sep 18.

Opponents batted .218 (170-37), including .215 (79-17) by righthanders.

3 YEARS BETWEEN WINS: When he won Sep 13 at Toronto it was his 2nd major league victory—1,077 days after his 1st one—Sep 30, '87 at Detroit, 7-3 over **Dan Petry**.

MINORS: Began the season at Hagerstown (AA), and when he won on June 1 vs Reading, it was his 1st win anywhere since Sep 30, '87 when he beat Detroit (See above)...Threw a 1-hitter for Hagerstown on July 23 over Reading in a 7-inning game...Worked a season-high 8 innings twice, including a win over Albany on July 9 when he struck out a season-high 11 batters...Was promoted to Rochester at the beginning of August.

PREVIOUS CAREER HIGHLIGHTS

1988-89: Twice had surgery on right elbow: July 29, '88 and June 16, '89...As a result, pitched only 39 innings combined in '88 & '89.

1987, ML DEBUT: Acquired by the Orioles on Aug 31, '87, along with rhp **Oswald Peraza** from Toronto in a trade for **Mike Flanagan**...Had never pitched above Class AA in 6 seasons in Blue Jays' system, but was activated immediately by Orioles and made major league debut at Boston on Sep 10 in a no decision (ip-6, h-7, er-3, bb-2, so-4).

Led the Southern League in starts (35) and innings (193.1) for the Knoxville Blue Jays.

EARLY CAREER: Signed at age 15 by Toronto scout **Epy Guerrero** in October, 1981...Has spent parts of the last 9 years in the minors since then...Minor league record is 54-64 (4.37, ip-942, er-496) in 196 games, 167 starts.

PERSONAL: Born and still lives in Azua, Dominican Republic...Has 6 brothers, including 21-year-old **Baltazar**, a pitcher in the Dodgers' organization.

OPENING DAY

The Orioles are 23-14 in 37 previous openers, an edge built largely from 1970 thru 1982 when they went 11-2 (including 7-0 from '70 thru '76). In home openers alone, the O's are 24-13. In each of their last 10 home opening days, the Orioles have drawn at least 49,000, and have exceeded 50,000 on 8 occasions.

181

ROBERT (BOB) MILACKI

Born: July 28, 1964
Height: 6'4"; **Weight:** 234
Bats, R; Throws, R
Position: Pitcher

Birthplace/Residence: Born in Trenton, NJ...
 Resides in Lake Havasu City, AZ.

Contract Status: Signed thru '91.

Tenure: 2 years, 20 days.

Signed Originally with: Orioles.



YEAR CLUB	W-L	ERA	G	GS	CG	SHO	SV	IP	H	R	ER	BB	SO
1984 Hagerstown—1	4-5	3.36	15	13	1	0	0	78	69	35	29	48	62
1985 Daytona Beach	1-4	3.99	8	6	2	0	0	38	32	23	17	26	24
Hagerstown	3-2	2.66	7	7	1	0	0	41	32	16	12	22	37
1986 Hagerstown	4-5	4.75	13	12	1	1	0	61	69	59	32	37	46
Miami	4-4	3.74	12	11	0	0	0	67	70	36	28	27	41
Charlotte	0-1	6.75	1	1	0	0	0	5	7	4	4	4	6
1987 Charlotte	11-9	4.56	29	24	2	0	1	148	168	86	75	66	101
1988 Charlotte	3-1	2.39	5	5	1	0	0	37.2	26	11	10	12	29
Rochester	12-8	2.70	24	24	11	3	0	176.2	174	62	53	65	103
Baltimore	2-0	0.72	3	3	1	1	0	25	9	2	2	9	18
1989 Baltimore	14-12	3.74	37	36	3	2	0	243	233	105	101	88	113
1990 Baltimore	5-8	4.46	27	24	1	1	0	135.1	143	73	67	61	80
ML Totals	21-20	3.79	67	63	5	4	0	403.1	385	180	170	158	191

1—Selected by Orioles in June '83 free agent draft (2nd round, secondary phase). Signed by Jim Driscoll and Joe Bowman on 8/15/83 for '84 season.

Low Hitters: 3-Hitter, 4 times, (latest Jun 30, '90 at Min).

Strikeout Highs: 10, (Sep 28, '88 vs NY).

Walk High: 7, (May 3, '89 vs Cal.)

Winning Streak: 6, (Sep 5, 89 thru Apr 20, '90).

Losing Streaks: 4, (Jul 5 thru 30, '90).

Pitches: Fastball, curve, slider, change-up.

1990 SEASON SUMMARY

Was the Opening Day starter at KC, O's youngest since '85, but won only once in his 1st 10 starts (1-3, 5.33, ip-49, er-29)...Won back-to-back starts, at Minnesota 5-1 on May 29 and at NY 4-3 on June 3, to get to .500 (3-3), but would get only one win over the following 17 weeks.

Beginning June 8 he went 1-5 in 11 starts, winning a 3-hit, shutout at Minnesota on June 30, before going on the disabled list with a strained right shoulder on July 31.

Returned from the disabled list on Sep 1 and won his only start, 6-3 at Cleveland (ip-7, h-2, r-0) over **Greg Swindell** on Sep 30, exactly 2 months after his last start and 3 months after his last win.

Two of his 5 wins came in the Metrodome at Minnesota, where he allowed only 10 hits and one run 15.1 innings...In addition to the 3-hit shutout on June 30, he also beat **Alan Anderson**, 5-1, on May 29.

Struck out a season-high 5 batters (twice) and walked season-high 5 (4 times).

CAREER MISCELLANEOUS: Twelve times in 63 starts he has pitched into the 7th inning or later, allowed 2 runs or less, and not gotten a win (0-3, 9 no dec)...Seven of his 63 starts have resulted in shutouts (4 cgs/3 combined)...Has thrown four 3-hit complete game shutouts in his career.

SWEET SEPTEMBER: Has made 12 starts after Sep 1 and the O's have gone 11-1...He's 8-1 (2.17 era, ip-91.1, h-64, er-22).

Milacki by month: see p. 218

PREVIOUS CAREER HIGHLIGHTS

1989, ROOKIE WORKHORSE: Tied with Kansas City's **Mark Gubicza** and Oakland's **Dave Stewart** for the AL lead in games started (36)...Became the 1st rookie in 71 years to lead the AL in starts...Hadh't been done since '18 (**Scott Perry** of the Philadelphia Athletics).

Finished one shy of the AL record for most starts by a rookie held by Detroit's **Herman Pillette** in '22 and Minnesota's **Roger Erickson** in '78...His 243 innings were an Orioles record for a rookie, 47 more than any other major league rookie in '89, and 5th overall in the AL.

Led the O's staff in starts, innings, shutouts (2) and strikeouts (113)...After Aug 1 went 9-3 (3.04) in 14 starts, only KC's **Bret Saberhagen** and Oakland's **Storm Davis** won more games in the majors the last 2 months.

Finished the season with a 5-game win streak (2.33, ip-46.1, h-44, er-12) over 7 starts and the O's won all 7 games.

On Apr 23 at home vs Minnesota he became the 3rd pitcher in Orioles history to face the minimum 27 batters in a complete 9-inning game, beating the Twins on a 3-hitter...The other 2 were **Jim Palmer** on May 12, '67 vs New York and **Mike Flanagan** on May 3, '82 vs Seattle.

1988, DAZZLING DEBUT: Recalled by Orioles from Rochester Sep 13 and got off to one of the finest starts in Orioles' history...Made 3 starts, the only 3 games the Orioles won after Sep 11 (19 games)...Opponents batted .110 (82-9).

His big league beginning (2-0, 0.72, ip-25, h-9, er-2) is comparable to only 2 others in Orioles' history: **Dave McNally** was 3-0 (1.04, ip-26, er-3) in '62-'63, and **Tom Phoebus** was 2-1 (1.23, ip-22, er-3) in '66 after throwing shutouts in his 1st 2 starts.

Milacki's debut came at Detroit Sep 18...He combined with **Tom Niedenfuer** for a one-hit, 2-0 win, the 28th one-hitter in Orioles' history...Had no decision in next start at home against Detroit when bullpen failed him after he took a 3-1 lead into the 9th...In his 3rd start on Sep 28, he shut out the Yankees on 3 hits with a career high 10 strikeouts to all but knock the Yankees from the AL East race.

At Charlotte (AA), Rochester (AAA)-including playoffs-and with the O's, was a combined 18-11 (2.59, ip-264, er-76) with 15 complete games in 35 starts...Led the entire organization in wins, innings, starts and complete games...Had only 5 complete games in his 1st 3 years of pro ball (74 starts).

EARLY CAREER: Won only 16 games his 1st 3 years in O's system, but went 11-9 at Charlotte in '87, his 4th year...Highlight of career came May 28, '87, when he carried a no-hitter into the 12th inning vs Chattanooga, allowing just one hit and 3 walks in 13 innings to get the win.

AMATEUR CAREER: Played football, basketball, and baseball at Lake Havasu (AZ) High School...Was all-state in baseball...Played in the National Sports Festival...Played one year at Yavapai Junior College (AZ).

PERSONAL: He and his wife, the former **Kimberly Myciek**, are the parents of a daughter, **Brittany Nicole** (5/19-90)...Bob is one of the O's biggest fishing enthusiasts.

RANDY ANDRÉ MILLIGAN

39

Born: Nov. 27, 1961
Height: 6'1"; **Weight:** 235
Bats, R; Throws, R
Position: First base

Birthplace/Residence: Born in San Diego, CA.
 ... Resides in Catonsville, MD.

Contract Status: Signed thru '91.

Tenure: 2 years, 110 days.

Signed Originally with: New York Mets.



Career Highs, Game: Runs-4, (June 27, '89 vs Tor); Hits-4, twice, (June 27, '89 vs Tor and July 22, '90 vs Chi); HR-3, (June 9, '90 vs NY); 2, twice, (July 13, '90 vs Min and May 29, '90 at Min); RBI-6, (June 9, '90 vs NY).

Hitting Streak: 8, (June 16-23, '90).

Grand Slams: None.

RANDY MILLIGAN (cont)

YEAR CLUB	AVG.	G	AB	R	H	2B	3B	HR	RBI	BB	SO	SB	CS	W
1981 Shelby—1	.283	130	406	90	115	16	6	7	58	98	85	43	5	8
1982 Lynchburg	.269	118	420	63	113	10	6	5	55	54	101	25	3	4
1983 Lynchburg	.292	106	349	60	102	13	5	5	56	85	81	41	7	2
1984 Jackson	.275	62	193	32	53	5	0	9	34	53	39	15	4	4
1985 Jackson	.309	119	391	60	121	22	2	13	77	53	78	11	6	4
1986 Tidewater	.083	21	60	3	5	0	0	0	3	9	15	0	0	0
Jackson	.316	78	269	53	85	11	3	7	53	60	42	13	4	2
1987 Tidewater	.326	136	457	*99	149	28	4	29	*103	*91	77	8	4	4
New York (NL)—2	.000	3	1	0	0	0	0	0	0	1	1	0	0	0
1988 Pittsburgh	.220	40	82	10	18	5	0	3	8	20	24	1	2	1
Buffalo—3	.276	63	221	37	61	15	3	2	30	36	40	1	2	1
1989 Baltimore	.268	124	365	56	98	23	5	12	45	74	75	9	5	3
1990 Baltimore	.265	109	362	64	96	20	1	20	60	88	66	6	3	2
AL Totals	.267	233	727	120	194	43	6	32	105	162	143	15	8	8
NL Totals	.217	43	83	10	18	5	0	3	8	21	25	1	2	1
ML Totals	.262	276	810	130	212	48	6	35	113	183	168	16	10	9

1—Selected by New York Mets in Jan. '81 free agent draft (1st round).
 2—Acquired by Pittsburgh from New York Mets, along with pitcher Scott Henion, for catcher Mickey Sasser and pitcher Tim Drummond on 3/26/88.
 3—Acquired by Orioles from Pittsburgh for player to be named later on 11/9/88. Orioles sent pitcher Peter Blohm to Pittsburgh to complete deal on 12/7/88.

1990 SEASON SUMMARY

Was among the AL's leaders in 5 offensive categories on Aug 7 when he barreled into A's catcher **Ron Hassey** at Oakland and suffered a separated left shoulder as he scored from 1st on a double by **Sam Horn**...Missed the next 48 games (O's were 20-28 and used 7 different 1st basemen). Returned Sep 30 for 3 games...Went 3-for-4 with 2 rbi at Cleveland in 1st game back.

At the time he was injured, was leading the majors with 88 walks; was 3rd in the AL in on-base pct (.408); 6th in home runs (20), 7th in extra-base hits (41) and 10th in slugging (.494)...When injured, was on a pace for 30 homers, 87 rbi, 95 runs and 132 walks.

Still finished 7th in the AL with 88 walks...Only **Rickey Henderson** had a better on-base pct in the AL (.439 to .408)...However, Milligan was 45 plate app's short of qualifying among the leaders...His .494 slugging mark would have been 7th in the league had he qualified...Had the majors' 2nd highest walks to at bats ratio (see below under "On Base/Walks").

Was the only major leaguer with 20 or more homers and doubles, and less than 400 at bats...Averaged an extra-base hit per 8.8 ab, 8th best ratio in the AL.

Batted .303 (238-72, hr-18, rbi-46) after May 25 (final 69 games)...Was hitting .194 (124-24, hr-2, rbi-14) in 1st 40 games, but over his next 53 games he batted .339 (186-63 with 18 hrs and 44 rbi) to raise average to .280 on July 23...Played in only 16 games the rest of the year and batted .184 (49-9, hr 0, rbi-2).

HOME RUNS: Had the AL's 10th best home runs to at bat ratio (1 per 18 ab)...Became the 10th Oriole to hit 3 home runs in a game when he did it at home on June 9 vs New York...Hit 2 off **Chuck Cary** and one off **Andy Hawkins**...Finished with 6 rbi...Joined **Bobby Grich** and **Juan Beniquez** as the only Orioles to hit 3 homers in a game at Memorial Stadium...Also had a stretch, May 28-30, in which he hit 4 homers in 8 at bats...Had 2 two-homer games, both against Minnesota...In 39 games between June 9 and July 22 he hit 14 home runs/39 rbi...17 of his 20 homers were solo, including his last 12.

MISCELLANEOUS: Batted .400 (10-4) with the bases loaded...Was O's leading hitter vs lefthanders (.330, 100-33)...Slugging average against lefthanders was 2nd in the AL behind **Cecil Fielder** (.854 to .680)...Of his 60 rbi, 25 were game-tying or go-ahead rbi, 2nd most on club...Had 2 "sudden death" grwb: a solo homer in the 10th off Milwaukee's **Dan Plesac** giving O's 4-3 win on June 12 and a 2-out, 10th inning single off Chicago's **Bobby Thigpen** on July 20 giving O's 3-2 win.

1990 AND ORIOLES CAREER

ON BASE/WALKS: In '90, averaged 4.11 at bats per walk, 2nd highest ratio in the majors behind San Diego's **Jack Clark** (1/3.21) and the 2nd highest in club history behind **Cal Abrams** (3.47 in 1955, 309 ab/88

bb)...Since entering the AL 2 seasons ago, has averaged 4.49 at bats per walk (727 ab/162 bb), best in the league during that period.

In his 2 Oriole seasons has a .401 (900-361) on-base pct.; only **Rickey Henderson** (1266-537), **Wade Boggs** (1455-594) and **Alvin Davis** (1203-488) have a better mark in the AL during that period...In '90, reached base safely 10 straight times (7 bb/2 hr/1b), May 27-29, 3 shy of club record held by **Jim Dwyer**. Then, after striking out to end the streak, added a double and a homer in his next 2 trips.

FAVORITE PARKS: Has a lifetime average of .424 (33-14) at Cleveland; .364 (22-8) at Toronto's SkyDome and .314 (35-11) at Texas.

FAVORITE PITCHERS: Has a .583 (12-7) lifetime average off Texas' **Bobby Witt** and a .455 (11-5) mark off Chicago's **Greg Hibbard**.

MILLIGAN BY MONTH

1990 Season					Lifetime					
Avg	AB	H	HR	RBI	Month	Avg	AB	H	HR	RBI
.259	58	15	2	9	April	.228	114	26	4	15
.205	78	16	3	10	May	.232	181	42	5	19
.327	101	33	8	24	June	.329	167	55	12	37
.248	101	25	7	15	July	.245	163	40	11	23
.214	14	3	0	0	August	.236	89	21	1	8
.400	10	4	0	2	Sep-Oct	.282	96	28	2	11

PREVIOUS CAREER HIGHLIGHTS

1989: After getting only 83 major league at bats in 8 seasons in the Pirates and Mets organizations, he spent his 1st full season in the majors and had the Orioles best on-base percentage (.394) and 2nd best slugging mark (.458). Started slowly, hitting only .217 in O's 1st 31 games, then went 33-for-101 (.327) between May 12 and July 1 while O's went 30-16...Batted .340 (50-17) the final 15 games of the season during the pennant chase.

Hit 2 of the O's most dramatic home runs during the O's memorable season...At Boston on Aug 2 he delivered a 3-run homer off **Rob Murphy** to tie game at 6-6 after O's trailed 6-0...O's eventually won 9-8 to retain hold on 1st place over Red Sox...Also hit 2-run, 10th inning homer at Texas off **Jeff Russell** to give O's 4-2 victory on Sep 9.

1988: Began the season with Buffalo in the International League, but was called up to Pittsburgh after playing in just one game...Singled off Philadelphia's **Mike Maddux** for 1st ML hit, Apr 6...First homer was as a pinch hitter off **Candy Sierra** at San Diego, Apr 30...Appeared in 40 games, started 23, then returned to Buffalo on June 27 where he finished the season.

1987: Had his 2 best minor league seasons in '86 and '87 working with Mets roving batting instructor **Tom McCraw**, O's current hitting coach...In '87, almost won the International League Triple Crown at Tidewater and for his efforts was named "Minor League Player of the Year" by The Sporting News.

Led league in batting average (.326), rbi (103), runs (99) and walks (91) and his 29 home runs ranked 3rd behind **Jay Buhner** of Columbus (31) and Pawtucket's **Sam Horn** (30)...Set Tidewater record for home runs in a season.

1984-86: Except for a brief stay at Tidewater in '86, he spent all 3 seasons at Jackson (Class AA/Texas League) and batted a combined .304 (853-259).

EARLY PRO CAREER: Began career as a shortstop and outfielder...Successful on 115 of 127 stolen base attempts in 1st 3 years in pro ball, a 91% success rate...Stole 49 bases in '81, 5th in the South Atlantic League. Began playing some at 1st base in '82...Was 6th in the Carolina League in batting in '83 (.292)...Later that year he hit a 2-run homer in the bottom of the 8th inning to give Lynchburg a 4-3 win over Winston-Salem in the Carolina League championship game.

AMATEUR: Graduate of San Diego High School and attended San Diego Mesa Junior College for one year...Studied child psychology...Planned on playing football at college, but changed his mind.

PERSONAL: Nicknamed "**Moose**" from days as a football player in high school...Married the former **Rene Sumler** on Oct 21, '89...Renee is attending law school...Randy has 3 children by a previous marriage: **Sharon** (6/14/79); **Joshua** (10/27/82); and **Randall** (3/12/85).

43

JOHN KYLE MITCHELL


Born: Aug. 11, 1965
Height: 6'2"; **Weight:** 189
Bats, R; Throws, R
Position: Pitcher

Birthplace/Residence: Born in Dickson, TN...
 Resides in Nashville, TN.

Contract Status: Signed thru '91.

Tenure: 2 years, 28 days.

Signed Originally with: Boston.



YEAR CLUB	W-L	ERA	G	GS	CG	SHO	SV	IP	H	R	ER	BB	SO
1983 Elmira—1	5-6	4.90	16	10	2	1	0	75.1	78	57	41	41	72
1984 Winter Haven	16-9	3.14	27	27	4	0	0	183.2	160	84	64	66	108
1985 New Britain—2	12-8	2.70	26	26	10	1	0	190.1	143	71	57	61	108
1986 Tidewater	12-9	3.40	27	27	5	2	0	172.1	102	78	65	58	83
New York (NL)	0-1	3.60	4	1	0	0	0	10	10	4	4	4	2
1987 Tidewater	3-2	3.33	8	8	1	1	0	48.2	44	24	18	20	16
New York	3-6	4.11	20	19	1	0	0	111.2	124	64	51	36	57
1988 Tidewater	10-9	2.84	27	27	7	2	0	190	164	76	60	45	80
New York	0-0	0.00	1	0	0	0	0	1	2	0	0	1	1
1989 Tidewater	11-11	3.03	26	26	7	2	0	178.1	169	78	60	57	86
New York—3	0-1	6.00	2	0	0	0	0	3	3	7	2	4	4
1990 Rochester	5-0	1.57	8	7	3	2	0	46	39	9	8	9	15
Baltimore	6-6	4.64	24	17	0	0	0	114.1	133	63	59	48	43
ML Totals	9-14	4.35	51	37	1	0	0	240	272	138	116	93	107
Pro Totals	83-68	3.32	216	195	40	11	0	1324.2	1171	615	489	450	696

*Led League

1—Selected by Boston in June '83 free agent draft (7th round).

2—Acquired by New York Mets from Boston along with pitchers Bob Ojeda, Tom McCarthy and Chris Bayer in deal for pitchers Calvin Schiraldi and Wes Gardner, and outfielders John Christensen and LaSchele Taylor on 11/13/85.

3—Acquired by Orioles from New York Mets, with outfielder Joaquin Contreras, for outfielder Keith Hughes and pitcher Cesar Mejia.

Strikeout High: 5, 4 times, (latest Jul 24, '90 at Det)...**Walk High: 5**, (Jul 14, '90 vs Min.)...**Longest Outing: 9**, (Jun 19, '87 Mets vs Phi).

Winning Streak: 2, twice, (latest Jul 29 thru Aug 3, '90).

Losing Streak: 6, (Aug 10, 87 thru July 3, '90).

Pitches: Fastball, curveball, slider, change-up.

1990 SEASON SUMMARY

Came north with the O's from spring training and appeared in 3 games in relief (0-0, ip-9.0, h-8, r/er-3, bb-4, so-2)...Was then outrighted to Rochester Apr 30 when the roster was reduced from 27 to 25...Returned June 15 and that day was inserted into the starting rotation where he remained until Sep 5...Appeared in only 4 games (6 innings) the remainder of the season, all in relief.

Winless in his 1st 4 starts, but between July 7-Aug 21, he was the club's leading winner, going 6-3 in 10 starts (era-3.88, ip-65, h-65, er-28).

His 1st AL victory was a 4-1 decision over **Greg Hibbard**, July 7, at Chicago (ip-8, h-7, r-1, er-1, bb-2, so-2)...That was his 1st ML win in almost 3 years (Aug 5, '87 against Philadelphia).

After beating California, 11-6, on Aug 12, he allowed 52 hits and 25 runs (22 earned) in 30 innings (1-2, 6.60) in his last 9 games (5 starts)...Opponents batted .385 (135-52) during that span.

His longest outing came July 19 in a 4-1 win over the White Sox in which he worked 8.2 innings.

ROCHESTER: Was the 1st Red Wing pitcher to go 5-0 since **Bob Milacki** in '88...Had both of Rochester's complete games at the time of his promotion, both shutouts: 5-hitter over Indianapolis (Expos) on May 21 and a 7-hitter on June 9 over Denver (Brewers).

PREVIOUS CAREER HIGHLIGHTS

MINOR LEAGUE CAREER: Is 41-31 lifetime in the International League and hurled 635.1 innings in the IL over parts of 5 seasons...Has a 74-54 career record in the minors in 158 starts.

1989: At Tidewater, was 3rd in the IL in innings (178.1) and complete games (7) and 5th in wins (11) and era (3.03)...Allowed only 5 homers in 178.1 innings...Lost his only decision with the Mets, Aug 27 at San Diego.

1988, **PERFECT AT TIDEWATER:** Led the IL in innings pitched (190) and was 8th in era (2.84)...On June 27, he pitched the 1st perfect game in the history of the Tidewater franchise in the Tides' 4-0 win over Indianapolis in the 1st game of a two-night doubleheader...Threw only 64 pitches in the 7-inning gem and fanned 5.

1987, **FIRST ML WIN:** Was up with the Mets, May 11-Aug 23...Returned again in September...Was roughed up in his 1st 3 starts, but in his next 8 turns he worked to a 2.52 era (ip-50, er-14) even though he went 1-2 during that span...Picked up 1st ML win on June 19, a 5-hit, 8-1 win at home vs Philadelphia, his lone complete game. Also delivered 1st big league hit, a 7th inning double off **Dan Schatzeder**.

EARLY CAREER: In '84 he led the Florida State League in innings (183.2), wins (16) and strikeouts (109)...In '85, finished 2nd in the Eastern League in innings (190.1) and complete games (10), and tied for 4th in victories (12)...In '86, was named Most Valuable Pitcher in the International League...Fashioned a club record 10-game winning streak between Apr 23 and July 2.

AMATEUR CAREER: Was graduated from Nashville's Overton High School in '83...Named on the All-Nashville team.

PERSONAL: Married (**Leeanne**)...An older brother, **Charlie**, a righthander, was 6-3 with a 3.25 era in 40 games at Nashville, the Cincinnati Reds' AAA affiliate in the American Association...Charlie, 28, was Boston's 4th round pick in June '82...He pitched with the Red Sox in '84 and '85...His career major league line: 0-0, 4.00 era, g-12, ip-18.

CHRIS McCALL MYERS

41


Born: Apr. 14, 1969
Height: 6'2"; **Weight:** 187
Bats, L; Throws, L
Position: Pitcher

Birthplace/Residence: Born and still resides in Tampa, FL.

Contract Status: Signed thru '91.

Tenure: None.

Signed Originally with: Orioles.



YEAR CLUB	W-L	ERA	G	GS	CG	SHO	SV	IP	H	R	ER	BB	SO
1987 Bluefield—1	3-2	2.32	10	10	0	0	0	50	36	18	13	28	60
1988 Hagerstown	1-1	2.72	7	7	1	0	0	40	36	15	12	10	21
1989 Frederick	8-10	3.99	22	21	4	0	0	140	138	65	62	53	118
Hagerstown	4-2	2.56	6	6	4	2	0	45.2	41	16	13	12	25
1990 Hagerstown	6-11	3.52	21	21	1	0	0	110	108	53	43	56	74
Pro Totals	22-26	3.34	66	65	10	2	0	385.2	359	167	143	159	298

1—Selected by Orioles in June '87 free agent draft (1st round)

1990: Led Hagerstown ("AA") with 21 starts...He was 2nd on the team with 110 innings pitched to **Francisco de la Rosa's** 131 and was 3rd in strikeouts with 74 to de la Rosa's 105 and **Stacey Burdick's** 81...His 11 losses were high for the season, although his era was a relatively low 3.52.

Had what was described as a tired arm and did not pitch between May 24-June 27 although he did not require surgery...Two starts later, July 7

CHRIS MYERS (cont)

vs Albany, he pitched one of his best games of the season (ip-6, h-1, r/er-1, bb-1, so-5), in a 6-2 victory...

Won his 1st 2 starts, and was 3-1 through April...Lost 3 games over 6 starts, May 2 through July 2, then again went 3-1, capped by back-to-back wins, July 24 and July 30 over Williamsport and New Britain.

Closed the season in a strange fashion, losing his final 6 starts...Hagerstown was outscored in those 6 games 30-11 (average of 5-2)...Didn't surrender a home run in his final 5 games (31 innings) and gave up only one over his last 8 games (49 innings)...His only complete game of the year came in his final outing, Aug 31 (1) at Williamsport, dropping a 2-0 decision (ip-6, h-9, r/er-2, bb-3, so-5).

1989: Attended Orioles major league camp as a non-roster invitee...Assigned to minor league camp Mar 1...Allowed one earned run or less in 12 of his 27 starts at Frederick and Hagerstown... Was 2nd in the league in era at the time of his promotion...After July 17 was 7-2 in 9 starts (1.93, IP-70, ER-15).

Pitched 6 or more innings 22 times...Had 2 complete-game shutouts and 3 combined whitewashes...Fanned a season-high 10 batters twice, June 17 and July 28...Was the 3rd toughest pitcher to steal against in the Carolina League (only 9 of 20 were successful).

1987-88: Recorded excellent ratio of 10.73 strikeouts per 9 innings in '87...Pitched for the O's in an exhibition game against Rochester in July, '87...Saw limited action in '88 due to sore shoulder...Sidelined Apr 21-July 23.

AMATEUR: Was the Orioles 1st round selection in June '87, the 7th pick overall...Was graduated from Plant High School (Tampa, FL) in '87, the same school that produced **Wade Boggs**...Named the top player in Hillsborough County, won by **Gary Sheffield** of the Brewers the year before...Was 10-1 with 0.20 era as a senior...Allowed just 23 hits in 68 innings, struck out 130 and walked 13...As a junior he was 9-1 with a 1.09 era and 108 strikeouts in 54 innings.

PERSONAL: Chose the Orioles over Georgia Tech...Single.

30

GREGG WILLIAM OLSON

Born: Oct. 11, 1966
Height: 6'4"; **Weight:** 209
Bats, R, Throws, R
Position: Pitcher

Birthplace/Residence: Born in Omaha, NE. . . .
Resides in Reisterstown, MD.

Contract Status: Signed thru '91.

Tenure: 2 years, 32 days.

Signed Originally with: Orioles.



YEAR CLUB	W-L	ERA	G	GS	CG	SHO	SV	IP	H	R	ER	BB	SO
1988 Hagerstown-1	1-0	2.00	8	0	0	0	4	9	5	2	2	2	9
Charlotte	0-1	5.87	8	0	0	0	1	15.1	24	13	10	6	22
Baltimore	1-1	3.27	10	0	0	0	11	10	4	4	10	9	
1989 Baltimore	5-2	1.69	64	0	0	0	27	85	57	17	16	46	90
1990 Baltimore	6-5	2.42	64	0	0	0	37	74.1	57	20	20	31	74
ML Totals	12- 8	2.11	138	0	0	0	64	170.1	124	41	40	87	173
Pro Totals	13- 9	2.40	154	0	0	0	69	194.2	153	56	52	95	204

1—Selected by Orioles in June '88 free agent draft (1st round). Signed by Lamar North.

Strikeout High: 5, (May 26, '90 at Tex).

Walk High: 4, 3 times, (latest Aug 10, '90 at Cal).

Longest Outing: 3.1 innings, (Apr 15, '89 at Bos).

Winning Streak: 5, (Sep 9, '89 thru June 12, '90).

Losing Streak: 2, 3 times (latest Aug 10 thru Sep 14, '90).

Pitches: Fastball, curve, change-up.

1990 SEASON SUMMARY

Set an Orioles record with 37 saves, 3 more than **Don Aase** earned in 1986...Became the youngest in major league history to get 30 or more saves...Was 4th in the majors in saves and converted 88 percent of his save opportunities (37 of 42), also 4th best in the majors.

LONGEST CONSECUTIVE SCORELESS INNINGS STREAKS

IP	Pitcher	IP	Pitcher
59	Orel Hershiser, LA Dodgers, '88	45	Cy Young, Boston Red Sox, '04
58	Don Drysdale, LA Dodgers, '68	45	Sal Maglie, NY Giants, '50
55.2	Walter J'hns'n, Was Senators, '13	43.2	Rube Waddell, Phi Athletics, '05
53	Jack Coombs, Phi A's, 1910	42	George Foster, Bos Red Sox, '14
50	Ed Reulbach, Chi Cubs, 1908-10	41	Gregg Olson, Orioles, '90
47	Bob Gibson, StL Cardinals, 1968	41	Jack Chesbro, Pitt Pirates, '02
45.1	Carl Hubbell, NY Giants, 1933	41	Grover Alexander, Phi Phillies, '11

Had a hand in 56.6 percent of the O's 76 wins (6 wins, 37 saves), 3rd best percentage in the majors behind Chicago's **Bobby Thigpen** (64.9) and Cleveland's **Doug Jones** (62.3).

For the 2nd straight season finished 2nd on the staff in strikeouts...Finished 58 of 64 appearances...Set club record with 41 consecutive scoreless innings.

MOST SAVES BEFORE AGE 24

Terry Forster.....74...White Sox.....1971-75
Gregg Olson.....64...ORIOLES.....1989-90
Billy McCool.....50...Reds.....1964-68
Nel Allen.....48...Mets.....1979-82
Mitch Williams.32...Rangers.....1986-88

MOST SAVES 1ST 2 SEASONS

Todd Worrell.....69...Cardinals.....1986-87
Gregg Olson.....64...ORIOLES ..1989-90
Dick Radatz.....49...Red Sox.....1962-63
Rawly Eastwick...48...Reds.....1975-76
Mike Schooler.....48...Mariners.....1988-89

Allowed only one run in his 1st 21 app's (0.26, ip-34, h-15) thru June 7 while converting his 1st 14 saves...Continued strong thru Aug 18, (47 games) allowing only 34 hits and 7 earned runs in 59 innings (1.07).

The next day, Aug 19, he yielded a homer to Oakland's **Mark McGwire**, 1st ever off Olson at Memorial Stadium after 52 games and 72.1 innings...That game began a month-long slump for Olson in which he appeared in only 9 games and allowed 16 hits and 11 earned runs in 9 innings thru Sep 14...His era went from 1.07 to 2.38.

On Aug 28 at home, the Yankees struck for 5 runs off him in only one-third of an inning, his worst outing as a major leaguer. Take away that one game and his overall era drops from 2.42 to 1.82.

Missed 1st week of September with soreness in right elbow. Finished with 6 saves in his last 7 games.

SCORELESS STREAK: Olson allowed his 1st run of the season, May 7 at California, in his 9th game, breaking a streak of 41 scoreless innings in 29 appearances...His streak is believed to be the longest ever by a relief pitcher and matched the longest by an American League pitcher since **Luis Tiant** had a 41-inning scoreless streak for Cleveland in 1968.

Olson hadn't allowed a run since July 31, '89...His streak of 29 consecutive scoreless appearances, also believed to be the longest ever by a reliever...The closest appears to a stretch of 25 games by **Warren**

OLSON BY MONTH

1990 Season					Lifetime					
W-L-S	ERA	IP	ER	G	Month	W-L-S	ERA	IP	ER	G
1-0-4	0.00	12.1	0	7	April	3-0-6	1.84	29.1	6	17
1-0-5	0.60	15.0	1	9	May	2-0-8	0.90	30.0	3	21
2-2-6	2.84	12.2	4	12	June	2-2-13	1.85	24.1	5	22
1-1-9	0.68	13.1	1	13	July	1-3-13	2.57	28.0	8	24
0-1-5	8.38	9.2	9	10	August	0-1-11	3.68	22.0	9	20
1-1-8	3.97	11.1	5	13	Sep-Oct	4-2-13	2.21	36.2	9	34

Brusstar of the Chicago Cubs in 1983...Olson broke the club mark of 36 scoreless innings set by **Hal Brown** in 1961.

LIFE AFTER THE STREAK: After finally allowing a run on May 7, he went another 12 appearances (17.2 innings) before yielding another on June 8 vs the Yankees in his 1st blown save. Until that game, he had allowed only one run over his last 60.2 innings.

YOUNGEST: At the age of 23, Olson became the youngest major league pitcher ever to record 30 saves in a season...That mark had previously been held by **Bruce Sutter** with the Cubs in 1977, when he was 24 years/8

GREGG OLSON (cont)

months old...Gregg is only the 4th major league pitcher to save 20 games in each of his 1st 2 seasons, joining Boston's **Dick Radatz** (1962-63), Cincinnati's **Rawley Eastwick** (1975-76), and St. Louis' **Todd Worrell** (1986-87).

BEST CURVEBALL: His curveball was voted best in the league in a poll of AL managers conducted by the Toronto *Sun*.

MISCELLANEOUS: Was the youngest Oriole pitcher to make the All-Star team since 22-year-old **Chuck Estrada** in 1960...Had a win and 5 saves on O's 9-4 road trip, May 25-June 7, O's best road trip since 1978...Worked as long as 3 innings only once all season, May 26 at Texas in extra inning win...Only 4 times in 138 app's has he pitched 3 or more innings.

1990 AND MAJOR LEAGUE CAREER

SAVE PERCENTAGE: During his career has converted 64 of 75 (.853) save opportunities, all coming over the last 2 seasons (1989-90)...Only 2 major leaguers have a better success rate of converted saves over the last 2 seasons: Oakland's **Dennis Eckersley** (.910, 81 of 89) and **Mark Davis** of San Diego and KC (.862, 50-58).

LIFETIME SAVES VS THE AL (Saves-Save Opportunities): Boston (3-4); California (4-5); Chicago (5-5); Cleveland (6-7); Detroit (4-5); Kansas City (6-9); Milwaukee (7-7); Minnesota (1-1); New York (6-7); Oakland (6-7); Seattle (5-5); Texas (5-5); Toronto (6-8).

SAVES FOR: Has saved games for 18 different pitchers over the last 2 seasons: Johnson-8; Williamson-7; Milacki-7; Ballard-6; Harnisch-6; Mitchell-4; Hickey-3; Tibbs-3; Holton-3; Bautista-3; McDonald-3; Mesa-3; Telford-2; Schmidt-2; Weston-1; Price-1; Schilling-1, & Aldrich-1.

TOUGH TO HIT: Lifetime, opponents are batting .202 (613-124), including only .165 (303-50) by lefthanders, and .239 (310-74) by righties...Lefties hit .200 (145-29) off him in '90, 3rd lowest in the AL...In '89, lefties hit .135 (141-19), lowest in the majors...Lifetime, he's held the AL champion Oakland Athletics to a collective .100 (40-4) average in 12.1 innings...Texas has batted .085 (47-4).

ORIOLES ALL-TIME: Already 4th on the Orioles' all-time save list with 64, trailing only **Tippy Martinez** (105), **Stu Miller** (92) and **Eddie Watt** (72).

AT MEMORIAL STADIUM: During the 1990 season, Olson was 5-0 with a 2.93 era and 13 saves in 29 games...In his major league career, he is 8-0 with a 1.65 era (ip-81.2, er-15) and 25 saves in 69 games at home.

ON THE ROAD: Has never allowed a run in 4 AL parks: Yankee Stadium (g-6, 0-0, sv-5, ip-8); Milwaukee County Stadium (g-5, 0-0, sv-5, ip-5); Comiskey Park (g-4, 0-0, sv-3, ip-4.1) & Arlington Stadium (g-4, 2-0, sv-0, ip-6).

HOMERS: Allowed a 9th inning game-winning home run to **Dwight Evans** at Boston on June 23, breaking a string of 114.2 homerless innings, 2nd longest in Orioles history behind **Tippy Martinez's** 123.2, 1978-80...Olson had not allowed a home since **Evans** connected on Apr 15, '89...He allowed 3 in '90 and has allowed 5 in his career (721 batters faced), only one in 1989 (365 batters faced).

STRIKEOUTS: Was one of 15 major leaguers in '90 to average a strikeout or more an inning...In '89, averaged 9.5 strikeouts per 9 innings, 2nd highest ratio in O's history (min 50 innings) behind **Pete Richert** (10.6/66 Ks in 56 inn., '70).

PREVIOUS CAREER HIGHLIGHTS

1989, ROOKIE OF THE YEAR: Named AL "Rookie of the Year" by the Baseball Writers' Association of America...Became the 6th Oriole, 1st O's pitcher, to win the BBWAA award...The others: **Ron Hansen** ('60); **Curt Blefary** ('65); **Al Bumbry** ('73); **Eddie Murray** ('77) and **Cal Ripken** ('82)...First AL East player to win it since **Cal Jr** in '82...Olson won the award while capturing 26 of 28 1st place votes.

Also named Major League Rookie of the Year by Baseball America and selected to Baseball Digest's AL All-Rookie team...Tied for 5th with **Dennis Eckersley** and teammate **Jeff Ballard** in BBWAA's Cy Young Award balloting (each recorded 3 points)...Became the 1st rookie to win the "Most Valuable Oriole" Award as selected by the sportswriters and sportscasters who cover the team on a regular basis.

Also finished 12th in BBWAA's AL "Most Valuable Player" voting with 35 total points (including three 6th place votes)...The only pitchers to finish ahead of him were **Bret Saberhagen** and **Eckersley**.

AL Save Record: Established an AL record for most saves by a rookie in one season (27), breaking the old mark of 23 held by **Doug Corbett** of the Twins in '80...Only one other major league rookie has had more saves in one season: **Todd Worrell**, StL, 36 in '86.

Finished with 8 more saves than all other AL rookies combined. Converted 27 of 33 (82%) save opportunities (5th in AL), including 1st 15 chances thru July 14.

Among pitchers with 50 or more innings, he ranked 4th in the AL in era (1.69). Was 8th in the AL in saves and 7th in games finished (52).

Allowed 5 runs in his 1st 5 appearances, including a season-high 3 runs, once, his 1st appearance of the season at Minnesota on Apr 7, but posted a 1.29 era the remainder of the season in 59 appearances.

1988-O'S #1 PICK: O's #1 draft pick in June '88, 4th player selected overall in the draft...First #1 pick to play in the big leagues for the Orioles since **Drungo Hazewood**, O's 1st pick in '77.

Signed with Orioles on June 11, but opted to play with U.S. Olympic team...Worked out with Olympic team briefly, but on July 1 asked for his release...On July 7, received permission from **Commissioner Peter Ueberroth** and the U.S. Baseball Federation to leave Olympic squad.

Joined Orioles' organization 2 days later...Pitched at Hagerstown and Charlotte before promotion to Orioles in September.

ML Debut: Olson was the only player in the draft to play in the majors in 1988...Won at Seattle on Sep 2 in his major league debut, the 1st Oriole to win in ML debut since **Don Welch** in '82...(**Bob Milacki** later did it on Sep 18).

COLLEGE: Two-time All-American at Auburn...Battled mononucleosis most of the 2nd half of junior season, but still helped Auburn to a 39-16 record...Was 5th in the nation in era (2.00), 3rd in appearances (36) and averaged 14.1 strikeouts per 9 innings, 2nd best in the nation.

Converted to a reliever as a sophomore in '87 and was 11-1 with 10 saves led the nation in era (1.26) and appearances (42) and helped 14th ranked Auburn to a 42-18 record...In '87 and '88 combined, appeared in 78 of 115 games for Auburn...Set Auburn career records in strikeouts (271), saves (20) and appearances (97) in his 3-year career...Career mark of 25-7 (.781) is 3rd best in school history...Averaged 14.1 strikeouts per nine inings...Twice named All-Southeastern Conference.

His college roommate, rhp **Stacy Jones** ('90-Frederick/Hagerstown, was selected by the Orioles in the 3rd round of the '88 draft.

MORE AMATEUR CAREER: Had a 27-0 career record at Omaha (NE) Northwest High School, where his coach was his father, **Bill**...Was 11-0 as a senior...Career era of 0.76 and had 267 career strikeouts with 4 no-hitters, 3 of them in state tournament games...Led team to 4 consecutive state championships...Played on the U.S. Junior Olympic team as a junior in high school and also participated in Pan American games while in college...Also heavily recruited as a football lineman, and one of the teams wooing him was Nebraska.

PERSONAL: Married **Jill Johnson** on Dec 16, '89, in Birmingham, AL...Pitcher **Jim Abbott** of the California Angels was in the wedding, as was Orioles' farmhand and former Auburn roommate **Stacy Jones**...Loves Nintendo games...Nicknamed "Otter."

Cover Explanation

The Memorial Stadium caricature on the cover, by the talented Lancaster, PA illustrator **Bot Roda**, contains a few items that might require some explanation.

The 15-star, 15-stripe American Flag is a replica of the one that flew over Ft McHenry that night in 1814 when Francis Scott Key wrote those immortal words. The replica has often been flown from our centerfield flag pole.

The flag that says "Here" (behind the leftfield stands) shows the point at which **Frank Robinson's** home run of May 8, '66 left the premises. That blast, off Cleveland's **Luis Tiant**, remains the only one that has ever been hit completely out of this ballpark.

That figure lying on the ground near 3rd base with a ball in his glove is, of course, **Brooks Robinson** after making one of the many sensational plays for which he was so famous.

6

JOSEPH (JOE) MICHAEL ORSULAK

Born: May 31, 1962
Height: 6'1"; **Weight:** 203
Bats, L; Throws, L
Position: Outfield

Birthplace/Residence: Born in Glen Ridge, NJ; grew up in Parsippany, NJ... Resides in Timonium, MD.

Contract Status: Signed thru '91.

Tenure: 5 years, 150 days.

Signed Originally with: Pittsburgh.



YEAR CLUB	AVG.	G	AB	R	H	2B	3B	HR	RBI	BB	SO	SB	CS	WP
1981 Greenwood—1	.315	118	460	80	145	18	8	6	70	29	32	18	7	1
1982 Alexandria	.289	129	463	92	134	18	4	14	65	47	46	28	11	6
1983 Hawaii	.286	139	538	87	154	12	*13	10	58	48	41	38	8	5
Pittsburgh	.182	7	11	0	2	0	0	0	1	0	2	0	1	0
1984 Hawaii	.284	98	388	51	110	19	12	3	53	29	38	14	12	2
Pittsburgh	.254	32	67	12	17	1	2	0	3	1	7	3	1	1
1985 Pittsburgh	.300	121	387	54	119	14	6	0	21	26	27	24	11	1
1986 Pittsburgh	.249	138	401	60	100	19	6	2	19	28	38	24	11	1
1987 Vancouver	.231	39	146	20	33	6	1	1	12	17	21	2	4	2
1988 Baltimore	.288	125	379	48	109	21	3	8	27	23	30	9	8	3
1989 Baltimore	.285	123	390	59	111	22	5	7	55	41	35	5	3	2
1990 Baltimore	.269	124	413	49	111	14	3	11	57	46	48	6	8	1
AL Totals	.280	372	1182	156	331	57	11	26	139	110	113	20	19	6
NL Totals	.272	298	876	126	238	34	14	2	44	55	74	51	24	3
ML Totals	.276	670	2058	282	569	91	25	28	183	165	187	71	43	9

*Tied for league lead.

1—Selected by Pittsburgh in June '80 free agent draft (6th round).

2—Acquired by Orioles from Pittsburgh in deal for infielder Terry Crowley Jr. and 3rd baseman Rico Rossy on 11/6/87.

Career Highs, Game: Runs- 4, twice. (latest Aug 26, '89 at NY); **Hits-4, 12 times.** (latest May 25, '90 at Tex); **HR-2, twice.** (Aug 26, '89 at NY and May 22, '90 vs Min); **RBI-4, 3 times.** (latest Aug 3, '90 vs KC); **SB-2, 6 times.** (latest Aug 24, '86 vs Atl at Pit)

Hitting Streaks: 12, (Apr 14 thru May 1, '85); **11, twice,** (latest July 7-23, '90).

Grand Slams: None.

1990 SEASON SUMMARY

Despite a season-ending slump, Orsulak set career highs in at bats (413), home runs (11), rbi (57) and walks (46)...The club's leading hitter in '88 and '89, he was also leading in '90 with a .305 (292-89) mark on July 23, but batted only .182 (121-22) in his last 41 games, including 6-for-48 in his final month. In that time his average dropped from .288 to .269...He registered his last extra-base hit Aug 19 (hr off Oakland's Sanderson).

Bothered late in the season by a strained back...Didn't play after Sep 24. Was the club's leading hitter in May (.333, 78-26)... During the Orioles 15-7 run, June 29-July 23, he batted .352 (71-25).

Batted .375 (16-6) with the bases loaded, giving him a .429 (28-12) average as an Oriole...Also batted .300 (110-33) with runners in scoring position and .313 (48-15) with men on 3rd base...Was 30-for-91 (.330) when he led off the inning and 23-for-62 (.371) as a cleanup hitter.

MORE OFFENSE: Had at least one rbi in 7 straight games, May 21-27, a total of 16...In 12 games, May 13-27, he had 20 rbi. On Apr 22-23, he had a total of 7 consecutive hits and a walk in 8 plate appearances...Tied his career-high with 4 hits on 3 occasions, 2 against Texas...Had never driven in more than 3 runs in a game but had three 4 rbi games in '90, 2 of them within 4 days: May 22 vs Minnesota and May 25 vs Texas.

MISCELLANEOUS: All 28 of his career homers have come off right-handed pitchers...Has yet to homer off a lefty in 354 career at bats...Has

averaged an rbi every 7.17 ab the last 2 seasons (803 ab/112 rbi)...In 4 seasons prior, averaged one every 17.68 ab (1255 ab/71 rbi)...

1990 AND MAJOR LEAGUE CAREER

FAVORITE PARKS: Texas (.432, 37-16)...Seattle (.419, 43-18)... Cleveland (.381, 42-16)...New York (.364, 44-16)...Toronto SkyDome (.346, 26-9)...Minnesota (.324, 37-12).

FAVORITE PITCHERS: Lifetime off Cleveland's Tom Candiotti (.533, 15-8)...Texas' Bobby Witt (.545, 11-6)...Oakland's Dennis Eckersley (.500, 10-5) and Bob Welch (.357, 28-10).

OUTFIELD: During his career, has played 145 games in cf, 338 in rf and 143 in lf...In 599 games in the outfield, has 45 career assists...Has led Orioles outfielders in assists the last 2 years: 1989 (10) and 1990 (5).

PREVIOUS CAREER HIGHLIGHTS

1989: Batted in all 9 positions in the batting order and led the Orioles in batting for the 2nd straight year, but lacked enough plate appearances to qualify...Had the 8th best average in the league among lefties...His .400 (15-6) average as a pinch hitter was the league's best (min. 15 ab)...Was the only Oriole to walk more than he struck out...Batted .324 (102-33) after Aug 5, hiking average from .271 to final .285.

On Aug 26 at NY he went 3-for-3, hit 2 homers (both off Walt Terrell) for the 1st time in his career, scored 4 runs and drove in 3 before a national tv audience (NBC).

1988: Batted .301 (286-86) after May 30 in his last 89 games... Was hitting .300 as late as Sep 16...Between Aug 13 and Sep 9, he hit 7 homers in 76 at bats...Prior to that he had hit only 3 in 1,127 ab...In one stretch of 23 ab from Aug 27 to Sep 2, he went 11-for-19 with 4 walks.

ORSULAK BY MONTH

1990 Season					Lifetime					
Avg	AB	H	HR	RBI	Month	Avg	AB	H	HR	RBI
.293	58	17	1	6	April	.279	272	76	3	24
.333	78	26	5	23	May	.269	297	80	5	37
.247	89	22	0	6	June	.278	389	108	1	28
.308	91	28	3	12	July	.287	335	96	6	31
.184	76	14	2	10	August	.300	397	112	9	39
.190	21	4	0	0	Sep-Oct	.264	368	97	4	24

NATIONAL LEAGUE CAREER

1987: Has a .300+ lifetime average against 4 NL clubs: Chicago-.330 (109-36); San Francisco-.324 (68-22); St. Louis-.323 (99-32); and Montreal-.303 (99-30).

BONE BREAKS '87: Suffered stress fracture in his left foot in spring training (Mar 22) with the Bucs, and began the season on the disabled list...Was activated on May 4 and assigned to Vancouver...Played in 22 games for the Mounties before breaking the same foot again June 1...Returned in August and played in 17 more games at Vancouver.

PIRATES, '85-'86: Led Pirates outfielders in assists in '85 (10) and '86 (11)...Also led club in stolen bases in '85 and was 2nd in '86 to Barry Bonds, with 24 each season.

In '85, his .300 average (397-119) tied Minnesota's Mark Salas for top mark among big league rookies...Opened the season by hitting safely in 12 straight games (.356, 45-16), a career high.

Finished the season as the Pirates' regular center fielder, and batted .366 (101-37) over his last 25 games...Had six 4-hit games that year...Started 93 games, led off in 55 of them...Had 24 infield hits in '85, including 14 bunt singles.

In '86, he made 91 starts shifting from center to right to accommodate rookie Bonds...Hit his only 2 NL homers that year: Apr 19 at Chicago off Scott Sanderson and July 9 at San Diego off Lance McCullers.

ML DEBUT '83: Made debut as pinch hitter on Sep 1 at Houston by striking out against Nolan Ryan...His 1st 2 hits were singles at St. Louis off Dave LaPoint on Sep 5.

EARLY PRO CAREER: Jumped from single A Alexandria in '82 to AAA Hawaii in '83...Led Hawaii in games, at bats, hits, triples, total bases and stolen bases...His 13 triples tied for the league lead...Also led PCL

JOE ORSULAK (cont)

outfielders in putouts (341), total chances (367) and double plays (8), and tied for the lead in assists (18).

Named to '82 Carolina League All-Star team while leading Alexandria (VA) in games, runs and steals...In '81, he finished 2nd in the South Atlantic League in batting...Led league's outfielders in fielding percentage, and was named to the All-Star squad in 1st pro season.

AMATEUR: Is a graduate of Parsippany High School (NJ) where he was an All-State soccer goalie...Also played baseball and basketball.

PERSONAL: Married the former **Adrianna Venditti** during the '88 All-Star break...They have a son, **Joseph Jr** (8/4/89).

3 WILLIAM (BILL) OLIVER RIPKEN

Born: Dec. 16, 1964
Height: 6'1"; **Weight:** 182
Bats, R; Throws, R
Position: Second base

Birthplace/Residence: Born in Havre de Grace, MD, but grew up in nearby Aberdeen... Resides in Hunt Valley, MD.

Contract Status: Signed thru '91.

Tenure: 3 years, 86 days.

Signed Originally with: Orioles.



YEAR CLUB	AVG.	G	AB	R	H	2B	3B	HR	RBI	BB	SO	CS	HP
1982 Bluefield-1	.244	27	45	8	11	1	0	0	4	8	6	0	0
1983 Bluefield	.217	48	152	24	33	6	0	0	13	12	13	7	2
1984 Hagerstown	.230	115	409	48	94	15	3	2	40	36	64	3	5
1985 Charlotte	.137	18	51	2	7	1	0	0	3	5	4	0	0
Daytona Beach	.230	67	222	23	51	11	0	0	18	22	24	7	4
Hagerstown	.255	14	47	9	12	0	1	0	0	1	2	0	2
1986 Charlotte	.268	141	530	58	142	20	3	5	62	24	47	9	4
1987 Rochester	.286	74	238	32	68	15	0	0	11	21	24	7	2
Baltimore	.308	58	234	27	72	9	0	2	20	21	23	4	1
1988 Baltimore	.207	150	512	52	106	18	1	2	34	33	63	8	2
1989 Baltimore	.239	115	318	31	76	11	2	2	26	22	53	1	2
1990 Baltimore	.291	129	406	48	118	28	1	3	38	28	43	5	2
ML Totals	.253	452	1470	158	372	66	4	9	118	104	182	18	7

1—Selected by Orioles in June '82 free agent draft (11th round). Signed by Jim Gilbert.

Career Highs, Game: **Runs-3**, (July 27, '90 at KC); **Hits-4**, (Aug 2, '89 at Bos); **HR-1**; **RBI-5**, (Aug. 27, '87 at Sea).

Hitting Streak: 9, 3 times, (latest July 25 thru Aug 3, '90).

Grand Slams: None.

Family: For full particulars, see **Cal Senior's** biography on page 137 and special section on **Cal** and **Bill** on pages 196-197.

1990 SEASON SUMMARY

Led Orioles in 3 offensive categories: average (.291), doubles (28, tied with brother Cal) and sacrifice bunts (17, tied for AL lead with Oakland's **Mike Gallego**).

Raised his average 52 points over previous season (from .239 to .291), 2nd greatest improvement in the AL behind **Alan Trammell** (61 points, .243 to .304)...Oakland's **Rickey Henderson** was 3rd, increasing his average 51 points (.274 to .325).

Was 2nd in batting among AL 2nd basemen behind Texas' **Julio Franco** (.296)...His 28 doubles were the most by an Orioles 2nd baseman since **Rich Dauer's** 32 in 1980.

On May 1, he was batting .191 (47-9)...From that point until the end of the season, he batted .304 (359-109)...Only once in his last 54 games did he go hitless in back-to-back games...Had his best stretch between July 25 and Aug 26 when he hit safely in 15 of 16 games (.479, 48-23),

sandwiched around a stay on the 15-day disabled list (Aug 5-19) with a stress fracture of his right foot.

Batted .269 (219-59) before the All-Star break and .316 (187-59) after. Established a personal best 53-game errorless streak, May 27-Aug 3...(for more details see below under "Fielding").

LAST 2 MONTHS: After July 25 he batted he batted .347 (147-51), 3rd in the AL over that span behind KC's **George Brett** (.367) and California's **Luis Polonia** (.360).

IN THE CLUTCH: Batted .335 (170-57) with runners on base and .258 (236-61) with no one on... Led club with a .310 (100-31) average with runners in scoring position and a .429 (7-3) mark with the bases loaded.

MISCELLANEOUS: His home run June 8 off NY's **Greg Cadaret** was his 1st ever at Memorial Stadium after 584 at bats...On July 5 he singled off Texas' **Kenny Rogers** in his only career at bat as a pinch hitter.

FIELDING

Committed a career-low 8 errors, none between May 27 and Aug 3, a career-best, 53-game streak, breaking his previous best of 34 games in '88... Didn't mishandle a ground ball from May 1 thru Aug 3 (74 games). Over the past 2 seasons only one other AL 2nd baseman has a better fielding percentage (among qualifiers, at least 108 games each season): **Lou Whitaker** (.988), **Bill** (.986).

In 3 1/2 big league seasons, he's played in 448 games at 2nd base and compiled a .986 pct. (tc-2282, e-32)...Began his career as a shortstop, and didn't become a fulltime 2nd baseman until '86 at Charlotte (AA), though he did play some 2nd and 3rd in '85 at Hagerstown (A).

1989: Ranked 3rd among AL 2nd basemen with a .98497 fielding pct.
1988: Was leading AL 2nd basemen in total chances on Sep 25 before suffering shoulder injury which forced him to miss the final week of the season...Finished 3rd in the league with 761...Was 2nd in double plays (110)...Played his only 2 games at 3rd base in the majors (Aug 21 and 28).

1987: Committed only 3 errors in 298 chances (.990) after being called up on July 11...Didn't make an error until his 26th game...Handled his 1st 115 chances without an error...Handled 15 chances the night he made his 1st error.

1990 AND MAJOR LEAGUE CAREER

FAVORITE PITCHERS: Lifetime vs **Greg Swindell** (.433 30-13); vs **Chris Bosio** (.438 16-7) and **Mark Langston** (.381 21-8).

FAVORITE PARKS: He's done his best hitting at Seattle (.294, 51-15), KC (.292, 65-19) and Cleveland (.284, 74-21).

BILL RIPKEN BY MONTH

1990 Season	1990 Season				Lifetime					
	Avg	AB	H	HR	RBI	Month	Avg	AB	H	HR
.209	43	9	0	1	April	.198	162	32	1	10
.269	67	18	0	7	May	.245	212	52	1	19
.278	90	25	1	8	June	.226	270	61	2	20
.329	76	25	0	4	July	.266	305	81	1	22
.351	37	13	0	3	August	.292	305	89	1	26
.301	93	28	2	15	Sep-Oct	.264	216	57	3	21

SACRIFICES: Has 36 sacrifice bunts the last 2 seasons...In '89 he finished with 19, 3rd in the AL and the 2nd highest total in Oriole history to **Mark Belanger's** 23 in '75.

PREVIOUS CAREER HIGHLIGHTS

1989: Batted .313 in May, but only .219 the rest of the season...Logged a career-high 4 hits on Aug 2 at Boston to help the Orioles overcome a 6-0 deficit...Brother **Cal** had 3 hits in the same game (see page 197, "Ripken Brothers-Offense" for more details).

Missed the 1st 2 weeks of the regular season after sustaining a broken bone in his left hand when he was hit by a pitch in a Mar 25 exhibition...Disabled again, Aug 23 thru Sep 7, with a strained right shoulder which required surgery in November.

1988: His .207 batting average ranked last among the 72 players who had qualifying 502 plate appearances...Was beamed by White Sox' **John**

BILL RIPKEN (Cont.)

Davis at Comiskey Park Apr 29, the night the O's snapped their 0-21 streak...Suffered concussion, but missed only 2 games.

1987: Was called up July 11 (**Rick Burleson** was released to accommodate his addition to the roster)...He made his debut that day and the O's lost while he went 0-for-3 with a walk vs the Twins...However, the Birds then won their next 11 straight with Bill as the starting 2nd baseman.

Just before his recall from Rochester he had 9 hits in his last 10 at bats to raise his International league average from .268 to .284.

Played 58 straight games for the Orioles from July 11 to Sep 15, when his season ended at Toronto after he tore the lateral ligament in his right ankle while fielding a ground ball on artificial turf (spikes caught).

From the All-Star break to Sep 15 he ranked 3rd in the AL in hits (72, tied with **Robin Yount**) behind **Paul Molitor** (89) and **Kevin Seitzer** (79).

Average reached a high of .323 (127-41) on Aug 14...Batted .330 (212-70) over 51 games from the break thru Sep 9...His 1st big league hit in his 3rd game after going 0-for-6 was a double high off the left field fence at KC on July 16 off **Charlie Leibrandt**.

Hit his 1st home run 3 days later, also at KC, on July 19 with 2 aboard off **Bud Black**. Enjoyed a career-high 5-rbi game on Aug 22 at Seattle while going 3-for-3 with a 3-run homer off **Scott Bankhead**, a double, a sacrifice and a walk.

EARLY CAREER

CHARLOTTE, '86: In his 1st full season at the keystone, was named to the Southern League All-Star team and topped 2nd basemen in games (141), chances (723), putouts (305), assists (395) and double plays (79)...Missed only 3 games all season while leading club in games as well as average (.268) and 9 other categories.

AMATEUR CAREER: Batted .385 and .326 in his last 2 years at Aberdeen High ('81 & '82)...Was 13-1 during that time as a pitcher...Also played soccer as his **Dad** and brother **Cal** before him...Signed by the Orioles by **Jim Gilbert**.

PERSONAL: Married **Candace Cauffman**, a Hagerstown native and an '88 graduate of the University of Maryland (College Park) on Feb 3, '89...The couple have a dog named "Dog"...Bill is the Orioles' authority on the world of pro wrestling.

THE RIPKEN BROTHERS

BROTHERS AT THE KEYSTONE: Cal and Bill Ripken are the 5th set of brothers to form a 2nd base-shortstop combination in major league history: **Granny** and **Garvin Hamner** of the 1945 Phillies; **Lou** and **Dino Chiozza** of the 1935 Phillies; **Milt** and **Frank Bolling** of the 1958 Tigers and **Eddie** and **Johnny O'Brien** of the 1953-55-56 Pirates.

Since Bill broke into the major leagues in 1987, the two Ripkens have now played in 451 games together; started 428 games and turned 202 double plays...Prior to the Ripkens, the most any brother double play combination had ever played side-by-side in the majors were Pittsburgh's **O'Brien** twins who appeared in approximately 100 games together.

Fewest Errors ever by a DP Combo: Cal and Bill accounted for a total of only 11 errors in 1990...That amounted to the fewest total errors in major league history by a qualifying keystone combination (i.e. both infielders qualifying for the fielding title by each playing 2/3 of a club's scheduled games).

The next 2 lowest totals were also set in 1990: Toronto's **Tony Fernandez** and **Manny Lee** (13 errors) and St. Louis' **Ozzie Smith** and **Jose Oquendo** (15)...Before that, the lowest total was 16 errors by Philadelphia's **Larry Bowa** and **Manny Trillo** in '79 and Cincinnati's **Dave Concepcion** and **Joe Morgan** in '77.

In '88, the 2 participated in 229 double plays, only once Orioles' history has there been more ('74 **Grich/Belanger**-232). That season the 2 also topped all keystone combinations in total chances (1,546).

Triple Play: On June 15, '89, vs New York, the 2 Rips teamed up on a triple play, the 1st by the Orioles in more than 10 years. It occurred when

Fewest Errors by Selected DP Combinations

Year	DP Combo	Club	#E	Year	DP Combo	Club	#E
1990	Ripken-Ripken	Bal	11	1948	Joost-Suder	PhiA	30
1977	Morgan-Concepcion	Cin	16	1951	Coleman-Rizzuto	NYN	31
1979	Trillo-Bowa	PhiP	16	1983	Dauer-Ripken	Bal	32
1987	Smith-Herr	StL	17	1947	Gordon-Boudreau	Cle	32
1988	Whitaker-Trammell	Det	19	1946	Doerr-Pesky	Bos	32
1976	Grich-Belanger	Bal	26	1960	Mazeroski-Groat	Pit	34
1970	Javier-Maxvill	StL	27	1949	Reese-Robinson	Bkn	34
1970	Johnson-Belanger	Bal	27	1971	Beckert-Kessinger	ChiC	36
1973	Grich-Belanger	Bal	28	1939	Doerr-Cronin	Bos	41
1962	Fox-Aparicio	CWS	28	1950	Stanky-Dark	NYG	50
1959	Richardson-Kubek	NYN	28	1908	Tinker-Evers	ChiC	64

NY's **Steve Balboni** lined to Cal who threw to Bill to get **Steve Sax** for the 2nd out, then Bill relayed to 1st baseman **Randy Milligan** to erase **Don Mattingly**.

Offense: On Sep 15, '90 at Toronto, Cal and Bill each homered...They became the 1st pair of brothers to homer in the same game since **Graig** (NY) and **Jim Nettles** (Det) did it Sep 14, 1974...Both Bill and Cal homered in the 5th inning off **David Wells**...It was the 15th time brothers have homered in the same game and the 5th time it was done in the same inning (1st since **Hank** and **Tommy Aaron** for Milwaukee on July 12, '62).

On Aug 2, '89, Bill had a career-high 4 hits and Cal had 3 to help the Orioles overcome a 6-0 deficit and win 9-8...Unofficial research by **Al Kermisch** reveals the probability that only once has a brother combination surpassed that total...On June 25, '32, **Paul** (3) and **Lloyd Waner** (5) combined for 8 hits in a game for the Pirates.

CALVIN (CAL) E. RIPKEN JR.

8

Born: Aug. 24, 1960
Height: 6'4"; **Weight:** 225
Bats, R; Throws, R
Position: Shortstop

Birthplace/Residence: Born in Havre de Grace, MD, but grew up in nearby Aberdeen... Resides in Reisterstown, MD.

Contract Status: Signed 3-year contract extending thru '91 on July 27, '88.

Tenure: 9 years, 57 days.

Signed Originally with: Orioles.



YEAR CLUB	AVG.	G	AB	R	H	2B	3B	HR	RBI	BB	SO	SB	CS	HP
1978 Bluefield-1	.264	63	239	27	63	7	1	0	24	24	46	1	1	2
1979 Miami	.303	105	393	51	119	*28	1	5	54	31	64	4	3	1
Charlotte	.180	17	61	6	11	0	1	3	8	3	13	1	0	0
1980 Charlotte	.276	*144	522	91	144	28	5	25	78	77	81	4	2	3
1981 Rochester	.288	114	437	74	126	31	4	23	75	66	85	0	2	2
Baltimore	.128	23	39	1	5	0	0	0	1	8	0	0	0	0
1982 Baltimore	.264	160	598	90	158	32	5	28	93	46	95	3	3	3
1983 Baltimore	.318	*162	*663	*121	*211	*47	2	27	102	58	97	0	4	0
1984 Baltimore	.304	*162	641	103	195	37	7	27	86	71	89	2	1	2
1985 Baltimore	.282	161	642	116	181	32	5	26	110	67	68	2	3	1
1986 Baltimore	.282	162	627	98	177	35	1	25	81	70	60	4	2	4
1987 Baltimore	.252	*162	624	97	157	28	3	27	98	81	77	3	5	1
1988 Baltimore	.264	161	575	87	152	25	1	23	81	102	69	2	2	2
1989 Baltimore	.257	*162	646	80	166	30	0	21	93	57	72	3	2	3
1990 Baltimore	.250	161	600	78	150	28	4	21	84	82	66	3	1	5
ML Totals	.274	1476	5655	871	1552	294	28	225	828	635	701	22	23	21

GWRB: '82-11; '83-17; '84-11; '85-15; '86-15; '87-8; '88-7; '89-14; '90-16. Total: 114.

* Led League * Tied for league lead

1- Selected by Orioles in June '78 free agent draft (2nd round, Baltimore's 4th selection). Signed by Dick Bowe on 6/13/78.

IN UNIFORM

CAL RIPKEN JR (cont)

League Championship Series Record

YEAR CLUB	AVG.	G	AB	R	H	2B	3B	HR	RBI	BB	SO	SB	CS	HP
1983 Bal. vs. Chi.	.400	4	15	5	6	2	0	0	1	2	3	0	0	1

World Series Record

YEAR CLUB	AVG.	G	AB	R	H	2B	3B	HR	RBI	BB	SO	SB	CS	HP
1983 Bal. vs. Phi.	.167	5	18	2	3	0	0	0	1	3	4	0	0	0

All-Star Game Record

YEAR CLUB	AVG.	G	AB	R	H	2B	3B	HR	RBI	BB	SO	SB	CS	HP
1983 A.L. at Chi.	.000	1	0	0	0	0	0	0	0	1	0	0	0	0
1984 A.L. at S.F.	.000	1	3	0	0	0	0	0	0	0	0	0	0	0
1985 A.L. at Min.	.333	1	3	0	1	0	0	0	0	0	0	0	0	0
1986 A.L. at Hou.	.000	1	4	0	0	0	0	0	0	0	0	0	0	0
1987 A.L. at Oak.	.500	1	2	0	1	0	0	0	0	0	2	0	0	0
1988 A.L. at Cin.	.000	1	3	0	0	0	0	0	0	0	0	0	0	0
1989 A.L. at Cal.	.333	1	3	0	1	0	0	0	0	1	0	0	0	0
1990 A.L. at Chi.	.000	1	2	0	0	0	0	0	0	0	0	0	0	0
All-Star Totals	.150	7	8	20	3	0	0	0	0	2	2	0	0	0

Career Highs, Game: Runs—3, 25 times (latest Aug 3, '90 vs KC); Hits—5, 3 times, all on road (8/22/82 at Tex, 9/3/83 at Min, 5/5/85 at Min); 4, 14 times (latest Apr 18, '89 vs KC); HR—2, 8 times (latest May 12, '90 at Oak); RBI—6 (Sep 2, '85 vs Oak at Bal); 5 (Jun 15, '83 at Mil).

Hitting Streaks: 17, twice (Aug 23 thru Sep 10, '85 and Jun 5 thru 21, '86). **Grand Slams**—2 (see page 26).

FAMILY: For full particulars, see **Cal Senior's** biog on page 137, and special section on Cal and **Bill**, pages 196-197.

STREAK: Has played 1,411 consecutive games, 2nd in major league history to **Lou Gehrig's** 2,130, and has already played more consecutive games at any one position (1,384) than any other player in history.

Cal hasn't missed a game since the 2nd game of a doubleheader on May 29, '82...He has played the equivalent of 8¾ straight seasons without missing a game (or a start)...See "Ironman" below for more details.

In '90 he was one of 3 major leaguers to play in all of his team's games, along with **Roberto Kelly** (NY) and **Joe Carter** (San Diego)...Cal led the league's shortstops in games for the 6th time to set an AL record (**Luis Aparicio** had led 5 times) and tie the major league standard (more under "Ironman").

TALLEST: Is the tallest ever to play shortstop regularly in the majors...**Ray Busse** (Houston, '71-'74), and former Orioles **Enos Cabell** and **Jamie Quirk**, are among 7 others 6'4" tall who have played some shortstop.

1990 SEASON

Here are some of Cal's accomplishments during this remarkable, record-breaking year:

- Won the **Lou Hatter** Most Valuable Oriole award outright for the 1st time after sharing it with **Eddie Murray** twice before.
- Broke at least 11 major league or AL records.
- Created an all-time standard for consistency at shortstop by committing only 3 errors in 161 games (681 total chances) for a major league record percentage of .996...See "Fielding" below.
- Set major league marks for consecutive errorless games (95) and consecutive chances without error (431).
- Was the AL's starting shortstop in the All-Star game for the 7th straight year, a league record and surpassed only by **Ozzie Smith's** 8 straight starts for the NL.
- Became the most prolific home run hitting shortstop in AL history (217 while playing the position, 223 lifetime), surpassing the late **Vernon Stephens** (213)...Note: **Ernie Banks** holds the major league record for shortstops at 293.
- Broke the 20 barrier in home runs for the 9th straight year, extending his major league record for shortstops (**Ernie Banks**, the previous record-holder, did it 7 straight times while playing that position)...Cal is one of only 12 major leaguers to have hit 20 or more in each of his

1st 9 full seasons...He and the Phillies' **Dale Murphy** are the only actives who hold that distinction ('82 thru '90).

TWENTY OR MORE HOME RUNS THE FIRST 9 FULL SEASONS

Eddie Matthews	14 yrs ('52-'65)	Ted Williams	10 yrs ('39-'42, '46-'51)
Billy Williams	13 yrs ('51-'63)	Bob Johnson (A's)	9 yrs ('33-'41)
Reggie Jackson	13 yrs ('68-'80)	Ralph Kiner	9 yrs ('46-'64)
Frank Robinson	12 yrs ('56-'67)	Dick Allen	9 yrs ('64-'72)
Rocky Colavito	11 yrs ('56-'66)	Eddie Murray	9 yrs ('77-'85)
Joe DiMaggio	10 yrs ('36-'42/'46-'48)	Cal Ripken	9 yrs ('82-'90)

SLOW START: Nothing seemed to go right for Cal at the plate until the middle of June. The O's had played more than a third of their games (59) when Cal was dropped to 6th in the order (from the #3 position) on June 13. Thru that date he was batting only .209 (220-46) with 7 homers and 30 rbi. Over the rest of the season (102 games), he hit .274 (380-104) with 14 home runs and 54 rbi.

It was the 4th time he's been victimized by a bad beginning. In '82 (his 1st full year) he was 7-for-60 (.117) in his 1st 18 games; in '88 Cal went 2-for-43 (.047) in his 1st 12 games (including an 0-for-29 stretch, his longest career hitless string), and in '89 was 4-for-36 after 9 games.

BATTING HIGHLIGHTS: Despite his early troubles, Cal led the O's in runs (78), hits (150), doubles (28, tied with **Brother Bill**), triples (4), homers (21), rbi (84), walks (82, 10th in AL), and intentional walks (18, 2nd in league to **Wade Boggs** 19).

He was also tops on the team with 39 game-tying/go-ahead rbi (11 in the 7th inning or later). **Randy Milligan** was 2nd with 25. Cal was also credited with a club-leading 16 game-winning rbi. He drove in the game's decisive run in 10 of the O's last 28 victories (beginning July 28, 2nd game).

Hit only .204 (167-34) with runners in scoring position, and batted .222 (27-6) with the bases loaded...He went 1-for-17 in that situation at the start, then 5-for-10 from then on...See "In the Clutch" and "Bases Loaded" under "Major League Highlights" below for more details.

From June 14 thru July 5, he hit safely in 18 of 20 games and batted .383 (81-31), raising his average from .209 to .256...He drove in 4 runs on Aug 3 vs KC and had a pair of 2-homer games: May 12 at Oakland and Aug 3 at Baltimore vs. KC.

Cal had 10 3-hit games, most by an Oriole and including 4 straight games from June 21 thru 24 during which he went 12-for-16. Cal also enjoyed the Orioles' longest batting streak (12 games, Sep 8 thru 21).

Hit for his lowest average for a full season in the AL and his 21 homers tied for his lowest total in his 9 full campaigns.

Cal led all major league shortstops in home runs, but was 2nd in rbi to the Tigers' **Alan Trammell** (89)...Cal has been the big league leader at his position in homers 7 times in the last 8 years (exception: Trammell '87), and in rbi 6 of the last 8 years (exceptions: Trammell '87 & '90).

On Sep 15 at Toronto, he and **Bill** became the first brothers to hit homers in the same inning since **Hank** and the late **Tommy Aaron** collaborated 28 years earlier in 1962 for the Braves...The victim of both Ripken clouts was the Jays' **David Wells**.

MEN ON BASE: Overall despite his club leading totals in key runs driven in, Cal batted only .204 (167-34) with runners in scoring position, and hit just .227 (27-6) with the bases loaded (see "Bases Loaded" below under "Career Highlights").

SEPTEMBER: Went 1-for-25 at the start of September and would up with a .215 (121-26) average for Sep-Oct...He hit only .198 (101-20) in '89 and .216 (102-22) in '88 during Sep-Oct...So, he's batting only .210 (324-68) during that time frame over the last 3 years.

IRONMAN

Consecutive Games: The 1,411-game streak began May 30, '82, the day after **Floyd Rayford** started in his place at 3rd base in the 2nd game of a doubleheader vs. the Blue Jays at Baltimore. It has been the longest streak in the majors since **Dale Murphy's** 740-game skein ended July 9, '86.

CAL RIPKEN JR (cont)

TOP 10 CONSECUTIVE GAME STREAKS ALL-TIME

1—2,130...Lou Gehrig	6—1,103...Joe Sewell
2—1,411... Cal Ripken	7— 895...Stan Musial
3—1,307...Everett Scott	8— 829...Eddie yost
4—1,207...Steve Garvey	9— 822...Gus Suhr
5—1,117...Billy Williams	10— 798...Nellie Fox

LONGEST O'S STREAKS: The 3 longest streaks previous to Cal's in Orioles history were by **Brooks Robinson** (463), **Eddie Murray** (444) and **Billy Gardner** (361)...Cal, who has played in every Orioles game in each of the last 8 years, is one of 5 Orioles to have played every game in a season at least once: **Brooks** and **Murray**—4 times, **Gardner** and **Bobby Grich**, once each.

MOST AT ONE POSITION: Beginning July 1, '82, Cal has played 1,384 consecutive games at short, more than anyone has ever played at a single position...For the first month of the streak, Cal was primarily a 3rd baseman...He made his last start there on June 30, '82.

Everett Scott, also a shortstop who played most of his big league career (14-'26) with the Red Sox and Yankees, held the previous record for most consecutive games at one position (1,307)...**Scott**, incidentally, played 109 games for **Jack Dunn's** International League O's, and batted .335 with 11 home runs in '27...Note that **Scott's** streak, surpassed by Cal in '90, remains the 3rd longest all-time regardless of position.

Innings: During his current 1,411-game string, the Orioles have played 13,887 regular season innings, and Cal has played a part in 13,826 of them (99.6%)...He has exited before the final out only 19 times during the streak, including 11 early-outs in '90 during which he played 1,446 of a possible 1,476 innings.

Consecutive Innings Record: His streak of 8,243 straight innings (spanning 904 games) is believed to be the longest of its kind in major league history. It began **June 5, '82** (6 days and 5 games after the start of his consecutive games string) at Minnesota. The day before (June 4), **Jim Dwyer** had pinch hit for him in the 9th inning, also at Minnesota...The 82 post-season innings he played in '83 are NOT included in these figures.

The innings streak ended **Sep 14, '87** in Toronto when he didn't take the field for the bottom of the 8th in an 18-3 Toronto walkover (**Ron Washington** replaced him defensively)...That was the game in which the Jays hit a major league record 10 home runs.

Noted baseball researcher **L. Robert Davids** determined some years ago that the previous leaders in the consecutive innings category were a couple of former Red Sox who played in the Hub City during the early 1900s—**Buck Freeman** and **Candy LaChance**. **Freeman**, a 1st baseman, played every inning over some 534 games (7/28/01-6/5/05), and outfielder **LaChance** missed nary a canto over a span of 424 games (5/23/02 to 4/28/05).

Rip, whose innings streak covered some 5 1/2 seasons, was the 1st to have played every inning for at least 2 straight years since **Rudy York** with the Tigers in '40-'41...In addition to Cal & **Freeman**, only one other major leaguer has played every inning for at least 3 years (not necessary).

ALL-TIME BEST FIELDING SEASONS BY SHORTSTOPS

	YEAR	PCT	PO	A	TC	E
1-Cal Ripken	1990	.996	242	436	681	3
2-Tony Fernandez	1989	.992	260	475	735	6
3-Larry Bowa	1979	.991	229	448	677	6
4-Ed Brinkman	1972	.990	233	495	728	7
5-Cal Ripken	1989	.990	276	531	807	8
6-Spike Owen	1990	.989	216	340	562	6
7-Tony Fernandez	1990	.988	297	480	786	9
8-Larry Bowa	1972	.987	212	494	706	9
9-Ozzie Smith	1987	.987	245	516	761	10
10-Larry Bowa	1971	.986	272	560	832	11
Larry Bowa	1978	.986	224	502	726	10

ily consecutive)...That was "**Marcus Hook**" **Mickey Vernon** in '42, '47 & '53 with those pesky Nats...The only other Oriole to play every inning in one season was **Eddie Murray** in '84 (including 3 games as dh).

FIELDING

In '90, Cal was 4th in the A.L. in putouts, assists, total chances and double plays...Why didn't he rank higher in those categories considering he played every game? Perhaps, the fact that the Orioles led the league in outfield putouts explains it best.

He has led league shortstops in putouts 3 times, assists 5 times (in the last 8 years), total chances 3 times and double plays 4 times.

HIGHEST PERCENTAGE/FEWEST ERRORS: Cal's .996 fielding percentage and 3 errors shattered the previous records set only a year earlier by Toronto's **Tony Fernandez** (.992, 6 errors)...In '89 Cal finished close behind **Fernandez** with a .990 percentage (8 errors) while leading the league in chances, putouts, assists and double plays. The average regular shortstop has committed 18 errors annually over the past 5 seasons.

CAL RIPKEN AT SHORTSTOP BY YEAR

Year	Pct	G	PO	A	E	TC	TC-E	DP
1981	.946	12	11	24	2	37	35	5
1982	.972	94	155	289	13	457	444	47
1983	.970	*162	272	*534	25	*831	*806	*113
1984	.971	*162	*297	+583	26	*906	*880	*122
1985	.967	161	*286	474	26	786	760	*123
1986	.982	162	240	*482	13	735	722	105
1987	.973	*163	240	*480	20	740	720	103
1988	.973	*161	*284	480	21	785	761	119
1989	.990	*162	*276	*531	8	*815	807	*119
1990	+ .996	*161	242	435	+3	680	677	94
Totals	.977	1399	2303	4306	154	6772	6618	950

*Led American League

+American League Record

CONSECUTIVE ERRORLESS GAMES/CHANCES: After fumbling a ground ball on April 13 in the 3rd game of the season, Cal went 95 games and 431 chances before committing his 2nd miscue (ground ball muff also) 3 1/2 months later, on July 28 (1st game) at K.C. The victims of that remarkable run were:

- **Eddie Brinkman's** AL marks of 72 consecutive errorless games (in '72) and 331 straight errorless chances in one season (72) both perished...Brinkman had also held the AL mark for highest fielding percentage (.990) until **Fernandez** broke it in '89.
- **Buddy Kerr**, a scout for the Mets who watches a lot of games in Baltimore, held the previous big league mark for consecutive chances accepted league without error (383, '46 & '47 for NY Giants), and
- **Kevin Elster**, the Mets shortstop, whose 88 games in a row without error in '88 and '89 were downgraded from a major league to a NL record.

Cal made his 3rd and final '90 error, a wild throw, on Sep 1 at Milwaukee, then played the last 30 games of the year without any further misplays...His longest errorless string before 1990 was 47 games (239 chances) from Aug 5 thru Sep 23, '89...He had a 37-game streak at short in '87 (June 28 thru Aug 9), and a 44-game skein at 3rd base in '82 (Apr 24 thru June 14).

ASSISTS RECORD: In '84 he established an A.L. record with 583 assists, breaking **Roy Smalley's** '79 mark of 572. That year, he also led major league shortstops in total chances (906).

NET CHANCES: His 880 successful total chances (net chances, excluding errors) in '84 were the most by an A.L. shortstop since the Twins' **Leo Cardenas** handled the same number in '69.

The only major league shortstop to have handled more errorless chances in one season since World War II was the Cardinals' **Ozzie Smith** (909 in '80).

Cal has led league in net chances 3 times ('83-806, '84-880, '89-807); finished 2nd twice ('85 when **Fernandez** beat him out for league leadership by one chance, 761 to 760, & '88), and 3rd once ('86).

CAL RIPKEN JR (cont).

3B TO SS: Played both 3rd and short after 1st coming up in August '81, but started '82 as O's regular 3rd baseman...In 77 games at 3rd ('81-8, '82-71), he has a .971 percentage (tc-232, e-7). Played there the last time July 8, '82 at Seattle, after starting game at shortstop...Started for the last time at 3rd on June 30, '82 in Baltimore vs Cleveland.

Since moving permanently to shortstop in '82, Cal has played with 22 2nd basemen and 29 3rd basemen.

ON TARGET: During his last 356 games beginning Aug 26, '88 (an inning after he'd thrown a ball away at Oakland), Cal has made 1,067 throws for the record (i.e. assists), and only 3 have gone awry for errors.

MAJOR LEAGUE CAREER HIGHLIGHTS

ORIOLES' TOP 10: He ranks among the top Orioles of all time in some 12 offensive categories...See "Orioles' Batting Leaders" page 19 for full details.

MAJOR LEAGUE LEADERS THE PAST 9 YEARS ('82-'90)

Home Runs		Runs Batted In		Extra Base Hits	
1-Dale Murphy	286	1-Eddie Murray	897	1-Dale Murphy	556
2-D. Strawberry	252	2-Dale Murphy	873	2-Cal Ripken	547
3-Eddie Murray	246	3-Andre Dawson	844	3-Andre Dawson	540
4-Mike Schmidt	234	4-Cal Ripken	828	4-Dwight Evans	534
5-Dwight Evans	229	5-Dwight Evans	818	5-Robin Yount	521
6-Andre Dawson	226				
7-Cal Ripken	225				

MAJOR LEAGUE LEADERS THE PAST 10 YEARS ('81-'90)

Home Runs		Runs Batted In		Extra Base Hits	
1-Dale Murphy	299	1-Eddie Murray	975	1-Andre Dawson	588
2-Eddie Murray	268	2-Dale Murphy	923	2-Dale Murphy	582
3-Mike Schmidt	265	3-Andre Dawson	908	3-Dwight Evans	579
4-Andre Dawson	260	4-Dwight Evans	903	4-Eddie Murray	563
5-D. Strawberry	252	5-Harold Baines	851	5-Robin Yount	551
6-Dwight Evans	251	6-Cal Ripken	828	6-Cal Ripken	547
7-Cal Ripken	225	7-Dave Parker	822	7-George Brett	543
Lance Parrish	225	8-George Brett	820	8-Tim Wallach	519
9-Kent Hrbek	223	9-Robin Yount	811	9-Harold Baines	499
Tom Brunansky	223	10-Mike Schmidt	808	10-Kent Hrbek	469

Hits: 1-Boggs, 1784; 2-Yount, 1697; 3-Murray, 1640; 4-Raines, 1597; 5-Sandberg, 1583; 6-Sax, 1583; 7-C. Ripken, 1552; 8-Baines, 1540; 9-T. Gwynn, 1531; 9t-Murphy, 1531

ALL-STAR GAMES: Has opened at shortstop for the A.L. for the past 7 seasons, the elected starter in 6 of those instances ('84 thru '87, '89-'90), a record for consecutive starts by an A.L. shortstop. **Ozzie Smith**, who has started the last 8 games, holds the N.L. record. For total starts at short, not necessarily consecutive, Cal is tied with the late **Joe Cronin** who also opened in 7 games for the Red Sox and Senators...**Luis Aparicio** started 6 times.

In '88, Cal finished 2nd in the voting to the Tigers' **Alan Trammell**, but started anyway when the Detroit star had to withdraw because of injury.

Cal's 7 starts in a row are also a club record (for any position). **Brooks** once started 5 straight from '64 thru '68, but still holds the Orioles' standard for most overall starts (10 years, 11 games—2 in '61).

Rip Junior has twice led the A.L. in votes—'85 (1,398,901) and '86 (1,486,806)

He made his debut in '83 as a defensive replacement for starter **Robin Yount** after being appointed to the squad...He's 3-for-20...He doubled off Montreal's **Tim Burke** at Anaheim in '89; singled off **Nolan Ryan** at Minnesota in '85, and off **Rick Sutcliffe** at Oakland in '87...Note all 3 hits have come in A.L. parks.

ARTIFICIAL TURF: Batted .303 (89-270) on artificial turf in '90 (.241 on the real stuff, 123-for-511), and now has a career carpet average of .302 (881-266) in Royals Stadium, the Metrodome, the Kingdom, and the Sky Dome combined. **Brother Bill** hit .389 (54-21) on ersatz grass last year.

CYCLE: Opponents have hit for the cycle 5 times against the Orioles (see page 23), but only 2 O's have performed that trick in 36 seasons, **Brooks Robinson** and Cal...Rip did it in Texas May 6, '84...He homered off **Dave Tobik** in his final at bat to complete the job...He went 4-for-5 that day with 2 rbi...**Brooks** cycled at Chicago July 15, '60.

IN THE CLUTCH: Cal, who drove in a club high 39 tying/lead runs in '90, has finished 1st (4 times) or 2nd (5 times to Eddie Murray) on the club in each of his 9 full seasons...His year-by-year totals: '82-36 (#2); '83-33 (#2); '84-25 (#2); '85-40 (#2); '86-33 (#1); '87-40 (#1); '88-26 (#2); '89-37 (#1); '90-39 (#1)...Total: 309.

His 16 gwrb (the now defunct statistic) also led the club in '90 and raised his career total to 114, 4th on the O's all-time list (see leaders on page 19).

With men in scoring position, he batted only .204 (167-34) in '90, but is still hitting a respectable .273 (1394-380) lifetime in that situation.

BASES LOADED: With the bases loaded, Cal is batting .231 (117-27) lifetime. Until he hit safely in 5 of his last 10 trips at the end of '90, he'd been thru a 4 1/2 year trauma with 3 men aboard. Beginning at the start of '86 and extending to late July '90, he'd gone 5-for-55 in bases loaded situations, including 2-for-31 from the beginning of '89 to July '90, and 1-for-17 from the start of '90.

HOME RUNS: Has been remarkably consistent in annual home run production...His totals in 9 full years, starting '82, are: 28, 27, 27, 26, 25, 27, 23, 21, 21...His annual average is 25 even...Went 40 games without a home run in '89 (Apr 10 thru May 28), and 29 games between homers once in '88.

VS OPPONENTS: See "Orioles vs Opponents" section, pp 57-73, and Orioles individual hitting, p83, for more details...Has never missed a game against the Red Sox (117), Twins (108) and Rangers (108)...Has career high .329 average (413-136) against the Twins, the only club against which he has batted .300 lifetime. Has homered most (23 times) vs Chicago though he didn't connect against the Pale Hose in '90...He's hit 22 homers against Oakland, but his 48 rbi and .249 average vs the A's are his lowest figures against a single opponent.

Cal's 77 rbi vs Milwaukee are a high vs one club, followed by 75 vs Chicago...His 11 home runs against the Red Sox and 10 against the Rangers are lifetime lows.

On the road, he has homered 112 times total, 12 each at Minnesota Metrodome and Tiger Stadium...He finished with 10 homers at old Comiskey Park...Under roof in Minneapolis, he is batting .365 (211-77) with 42 rbi and 24 extra-base hits (2b-12) in 54 games.

RBI/EXTRA BASEHITS: Cal starts the '91 season with the distinction of having driven in more runs and having amassed more extra basehits than any player in the AL over the past 9 seasons (starting '82)...His 828 rbi in that span are 10 more than AL runner up **Dwight Evans'** 817, and his 547 extra basehits lead Evans by 12 (534)...See chart above.

1990 Season					Cal Ripken by Month					Lifetime						
Avg	AB	H	HR	RBI	Month	Avg	AB	H	HR	RBI	Month	Avg	AB	H	HR	RBI
.224	76	17	2	11	April	.272	.707	192	29	114		.266	.914	243	40	140
.206	97	20	5	15	May	.285	.952	271	29	131		.208	.938	279	44	158
.309	110	34	1	11	June	.208	.938	279	44	158		.265	1060	281	41	147
.277	94	26	3	16	July	.265	1060	281	41	147		.264	1084	286	42	138
.265	102	27	6	21	Aug											
.215	1212	26	4	10	Sep-Oct											

JAPAN TRIPS: Has a cumulative .353 average (68-24) on 2 trips to Japan...Cal accompanied the Orioles on a 14-game trip in '84 and batted .315 (54-17) with 4 homers and 9 rbi as the O's went 8-5-1...Two years later, in '86, he accompanied a U.S. Major League All-Star team that went 6-1 against an assortment of all-stars from Japan's Central and Pacific Leagues...Cal led that team in batting (.500, 14-7, 2b-2, hr-2, rbi-6) while splitting shortstop chores with the Cardinals' **Ozzie Smith**.

EJECTIONS: Has been ejected twice, both times in Baltimore: Sep 25, '87 by **Tim Welke** (vs Yankees) and Aug 7, '89 by **Drew Coble** (vs Minnesota)...In the latter case, he was thrown out in the 1st inning with an 0-2 count on him after the 1st 2 Orioles batters had been called out on strikes...**Brother Bill** has been tossed twice, both in '90, and **Cal Sr** has been ejected a family high 28 times (see Senior's biography).

CAL RIPKEN JR (Cont.)

ON THE ROAD: He has hit better on the road than at home in 8 of his 9 full seasons, including '90 when he hit .287 on the road and .213 at Memorial Stadium. That explains why he's batting .285 (2915-830) lifetime away from home and .264 (2740-722) at Memorial Stadium.

GIDP: Bounced into 12 (10 less than in '89) to boost his career total to 174, still a long way from the club record of 297 held by **Brooks Robinson**...Cal does, however, hold the club mark for one season, 32 in '85.

MAJOR HONORS AND AWARDS

BART GIAMATTI "CARING AWARD": In '89 Cal was the 1st winner of this prestigious new honor, created by the Baseball Alumni Team (BAT) in honor of the late Baseball Commissioner who died Sep 1, '89.

At the time of the announcement, BAT Chairman **Ralph Branca** said, "Just as **Bart Giamatti** was a caring person, so is Cal Ripken Jr. **Giamatti's** devotion to baseball and education is mirrored in the things that Cal has done." Cal who has been a major community contributor for many years, had earlier joined with his wife, **Kelly**, to pledge \$250,000 to create an adult learning center in Baltimore (see "Community" below).

The award was presented the following month in New York by **Giamatti's** successor as commissioner, **Fay Vincent**...The '90 winner was **Glenn Davis** for the work he and his wife, **Theresa**, have done for disadvantaged children.

MOST VALUABLE ORIOLE: In his 9 full years, he's won three **Lou Hatter** Maryland Sportsboosters "MVO" awards [once outright ('90) and twice as co-winner with **Eddie Murray** ('83 & '88)]; finished 2nd 3 times ('85, '86, '89) and 3rd 3 times ('82, '84, '87).

Was runner-up to **Murray** in '85, to **Don Aase** in '86, and to **Gregg Olson** in '89...Was outpolled by **Murray** and **Jim Palmer** in '82; by **Murray** and **Mike Boddicker** in '84, and by **Larry Sheets** and **Murray** in '87.

MOST VALUABLE PLAYER, AL: In '83, he shaded teammate **Eddie Murray**, 322 to 290, to win the award as Orioles finished 1-2 in balloting...That wasn't unprecedented, however. In '66, **Frank Brooks** and **Boog** were 1-2-3 (and **Luis Aparicio** was 9th)...Cal & **Eddie** were the only players listed on every '83 ballot.

Became the first to win "Rookie" and "MVP" honors in back-to-back years...**Fred Lynn**, of course, had done him one better in '75 by capturing both awards in the same year.

In '89, Rip finished 3rd in the BBWAA balloting with 216 votes, behind **Robin Yount** (256) and **Ruben Sierra** (228).

ROOKIE OF THE YEAR: In '82, he registered 132 points (5-3-1 system) to beat out Twins' **Kent Hrbek** (90 points), the only other player named on all ballots. **Wade Boggs** was 3rd (10 1/2 points). Rip polled 24 1sts, and 4 2nds while **Hrbek** received 4 1sts, 23 2nds and a 3rd.

Cal is one of 6 Orioles to have won BBWAA "Rookie" honors along with: **Ron Hansen** ('60), **Curt Blefary** ('63), **Al Bumbry** ('73), **Eddie Murray** ('77) and **Gregg Olson** ('89).

PLAYER OF THE YEAR: Was chosen Major League Player of the Year in '83 by TSN, and A.L. Player of the Year by both Baseball America and TSN.

Others: Has been picked for each of the following all-star teams 5 times (all '83 thru '86 & '89): A.P. Major League All-Star team; TSN A.L. All-Star team and TSN/Hillerich & Bradsby "Silver Slugger" teams (given to most productive offensive players at every defensive position)...Was honored by the Washington Touchdown Club in January '90.

PREVIOUS HIGHLIGHTS BY YEAR

1989 SEASON: Led major league shortstops in both homers and rbi for the 6th time in last 7 years (exception: '87-**Alan Trammell**), and enjoyed a fine defensive season...His .9902 fielding percentage just missed (.0002) matching **Eddie Brinkman's** long-standing AL record for highest percentage, but Toronto's **Tony Fernandez** did erase the Brinkman standard with a .992 (tc-741, e-6)...Cal made only 8 errors in a league leading 815 chances, and put together a career high 47 consecutive errorless game streak (239 tc).

Was named the "smartest player" in the AL in a Toronto SUN survey of managers, and finished second in the **Lou Hatter** MVO vote to **Gregg Olson**. Was named to 3 all-star teams (AP major league, USA Today and TSN AL) and won his 5th Silver Slugger Award (TSN) as the most productive shortstop in the league.

Started slowly (36-4), but reached a season high of .313 on May 18...He was last at or above .300 (.301) on June 5 (216-65), then batted .235 (430-101) the rest of the way...Went 40 games without a home run from Apr 10 (**Frank Viola**) until May 29 (**Nolan Ryan**)...That was the longest homerless streak of his career.

Led the club in hits (166), doubles (30) and rbi (93) and was 2nd to **Mickey Tettleton** in homers (26 to 21)...Combined with **Brother Bill** for 7 hits (Cal-3 and Bill-4) on Aug 2, the night the O's came from a 6-0 deficit at Boston to win after losing 13 of their last 14 games.

According to **Al Kermisch**, the only brother combo to surpass that combined total was the **Waners (Paul and Lloyd)** who had 3 and 5 respectively for the Bucs on June 25, '32.

1988 SEASON: Shared "MVO" honors with **Eddie Murray** for the 2nd time. Ranked 3rd in the league with a career-high 102 walks (**Wade Boggs**-125, **Jack Clark**-113)...His hit total declined for the 5th straight year, and also had a career-low 49 extra basehits.

Hit 7 homers in his first 17 games after agreeing to a 3-year contract on July 27...Was only 2-for-43 (.047) after the 1st 12 games of the season (thru Apr 17), including an 0-for-29, the longest hitless streak of his career...Starting Apr 19, however, he launched one of his hottest streaks...Hit safely in 16 of the next 17 games, and batted .527 (55-29) while raising his average from .047 to .316 on May 8...His on-base percentage in that 17-game span was .653 (75-49).

1987 SEASON: Became the 1st Oriole other than **Murray** to lead the club in rbi during the 80s...**Ken Singleton** was the last, in '79...Led club with 40 tying/lead runs driven in and batted .295 (149-44) with runners in scoring position despite a career low .252 average overall.

After leading big league shortstops in homers, rbi, runs and slugging for 4 straight years, he finished 2nd in all 4 categories to the Tigers' **Alan Trammell** (hr-28, rbi-105, r-109, slug-.551). However, Cal did win election to the starting All-Star team.

Was batting .326 (144-47) thru May 16 with 8 homers and 34 rbi in 36 games, but hit only .229 (480-110) the rest of the way with 16 homers and 64 rbi in his last 126 games...During 6-game stretch from Apr 29 thru May 6, Cal went 9-for-25, and all 9 hits were for extra bases (2b-4, 3b-1, hr-4).

1986 SEASON: Tied for league lead with **Don Mattingly** in gwrbis with 15...Led A.L. shortstops for 4th straight year in homers, rbi, runs and slugging (.461)...Was 2nd in fielding percentage to **Tony Fernandez** at shortstop, .982 to .983.

Was 1st other than **Murray** to lead club in homers (25) since **Singleton** in '79...**Eddie** had led 6 straight years...Led club in runs, hits, doubles, homers, total bases (289) and in tying/go-ahead runs driven in (33), yet finished 2nd to **Murray** in the "MVO" vote.

1985 SEASON: Was 2nd to **Rickey Henderson** in runs scored (146 to 116)...It was 3rd straight year he'd scored over 100 runs...Hit .282 overall, but had a .321 (165-53) average with men in scoring position...Was 1st or 2nd on the club in 12 offensive categories, and tied **Murray** in gwrbis (15)...Finished 2nd to **Eddie** in "MVO" vote...Set club record with 32 gidsps.

1984 SEASON: Batted over .300 for 2nd straight year...Set A.L. record for assists by a shortstop (583)...Went as long as 3 games without a hit only once...Batted .311 (148-46) with runners in scoring position to lead club...Hit .355 (242-86) over 60 games from June 27 thru Sep 1.

From Sep 1, '83 thru May 9, '84, Cal hit .372 (258-96) with 16 homers and 41 rbi over 63 games...Led major league shortstops in chances with 908 and net chances (880), most in A.L. since **Leo Cardenas** in '69.

1983 SEASON: Was A.L. "MVP" and TSN "Player of the Year," and shared "MVO" laurels with **Murray**...Played on A.L.'s 1st winning All-Star team

CAL RIPKEN JR (cont)

since '71, and also played on the winning team in both the ALCS & World Series.

Led majors in hits with a club record 211 and doubles (47); was 2nd with 76 extra-base hits to the Expos" **Andre Dawson** (78), and, with 343 total bases, was runner-up to major league leader **Jim Rice** (344)...Cal led the A.L. with 121 runs, just one off **Frank Robinson's** club record set in '66...His .318 average was 3rd highest in club history behind **Ken Singleton's** .328 in '77 and **Bob Nieman's** .322 in '56.

Stretch Run: During 44 games from Aug 13 thru Sep 25, a period in which the O's went 34-10 to win the Eastern Division Championship, Cal hit .391 (192-75) with 14 doubles, 9 homers, 30 rbi and 40 runs scored.

Post-Season: Batted a combined .273 (33-9) in 9 post-season games...Drove in O's only run in 9th inning of ALCS #1, won by **LaMarr Hoyt**, 2-1...Made final putout of WS when he caught **Garry Maddox's** line drive in bottom of 9th, Game #5.

1982 SEASON: Led all major league rookies in doubles, homers, rbi, total bases (284), gwrbi (11, tied with **Von Hayes**), games (160), at bats (663, led A.L.) and runs.

Missed only 3 games all year, none after May 29th (his games streak began the following day)...Played 44 straight errorless games at 3rd base from Apr 24 thru June 14...Stole his 1st big league base the hard way, stealing home on the front end of a double steal with **Lenn Sakata** off the Rangers' **Jon Matlack** on May 31 in Baltimore.

Slow Start: After a glittering opening day on which he went 3-for-5 with his 1st big league double, homer (off KC's **Dennis Leonard**) and rbi, he plunged into a deep slump (55-4)...He was batting only .117 (60-7) on May 1st after 18 games...His career big league average over 2 seasons was at that point .121 (99-12) in 41 games.

Start of Something Big: The next day, May 2, he picked up a pair of scratch hits, and was beamed by fellow rookie **Mike Moore**...He missed only one game after the beaming, however, and batted .281 (538-151) from May 2 to the end of the season.

1981 SEASON: Recalled from Rochester Aug 8 right after the major league player strike was settled...Made big league debut as pinch runner Aug 10 for **Singleton** in Baltimore against the Royals...His 1st hit was a single off Chicago's **Dennis Lamp** on Aug 16, also at Memorial Stadium.

Played in 12 games at short (9 starts) and 6 at 3rd...After Sep 11, he didn't make a plate appearance, and appeared in only 2 games.

Rochester: Despite his early recall from Rochester, he was voted "Rookie of the Year" in the International League, and was named to the loop's All-Star team at 3rd base...In survey of I.L.'s managers and coaches, Rip was picked as top major league prospect in the league (**Von Hayes** was 2nd)...Played in 85 games at 3rd for Red Wings and 35 at shortstop (primarily when **Bob Bonner** was injured).

Winter Ball: Led Puerto Rican League in rbi (49) after '81 season, and was "MVP" on the Caguas club, managed by then-Orioles' pitching coach **Ray Miller**.

MINORS, '78-'80: Was Southern League's All-Star 3rd baseman in '80 and tied for league lead in games...One of 2 Charlotte players that year to break club's home run record...Rip had 25 and **Drungo Hazewood** had 28...Cal had homered only 8 times in his 2 previous pro seasons combined...He also led S.L. 3rd basemen in fielding (.933, tc-415, e-28).

Helped Caguas win Puerto Rican title after the '80 season (the 1st of his 2 seasons in Caribbean winter ball).

In '79 he was picked as shortstop on Topps' Class A All-Star team, though he played more games at 3rd (58) than at shortstop (52)...Led Florida State in doubles that year.

Was signed by the late **Dick Bowie** in '78, and played mostly shortstop that summer in Bluefield...Played in Florida Instructional League after both '78 and '79 seasons.

AMATEUR BACKGROUND: Pitched and played short at Aberdeen (MD) High (graduated '78)...Was 7-2 with an 0.70 era as a senior with 100 strikeouts in 60 innings...He also won Harford County bat title (.492) and had 29 rbi in 20 games...Pitched a 2-hitter and fanned 17 to win '78 Maryland Class A baseball championship game.

Was voted American Amateur Baseball Congress (AABC) "Graduate of the Year" in '86, an honor won previously by **Eddie Murray** ('84) and many other prominent major leaguers.

Also earned 2 letters in soccer...Was team captain and both an all-county and all-metro selection...Played Little League, Babe Ruth and Mickey Mantle League baseball...Led Putty Hill, MD team to Mickey Mantle World Series in Sherman, TX (lost in a best of 3 competition).

COMMUNITY: Cal supports the community actively and in a variety of ways... See "**Bart Giamatti** Caring Award" under "Major Honors and Awards" above.

Last year, he and wife, **Kelly**, contributed \$250,000 to the City of Baltimore to establish a adult literacy program facility...It opened at 2435 North Calvert Street in July...At full capacity, the **Ripken Learning Center** will annually serve 240 students within the City...The program fits nicely into **Mayor Kurt Schmoke's** "The City that Reads" campaign.

Cal is also active on behalf of the University of Maryland Hospital's Shock Trauma Center, the Johns Hopkins Hospital's Children's Center, the Baltimore School for the Performing Arts, the Bryn Mawr School (Baltimore), and the Harford Center, a day-care facility for retarded citizens.

He continues to donate 25 tickets for every Orioles' home game to "Because We Care," a program he and **Eddie Murray** initiated several years ago.

In prior years, he has supported the Harford County Humane Society; has served as honorary chairman of the American Lung Association's anti-smoking drive; The Easter Seal and March of Dimes campaigns, and the United Way Softball Marathon.

He has been the regional spokesman for the Middle Atlantic Milk Marketing Association, and has also worked on behalf of Project Survival, and the Baltimore Symphony.

Is also serving on the 4-H Learn and Earn Steering Committee for a 2-year period ('90-'91). The steering committee helps in planning, operation and evaluation of this innovative 4-H youth entrepreneurship project.

PERSONAL: Cal and the former **Kelly Geer** were married Nov 13, '87...**Cal Senior** was best man, brothers **Bill** and **Fred** were ushers, and sister **Ellen** was a bridesmaid...**Kelly**, from Cockeysville, MD is a graduate of Dulaney High School and the University of Maryland...The Ripkens have a daughter, **Rachel Marie**, born Nov 22, '89.

JEFFREY (JEFF) MARK ROBINSON

34


Born: Dec. 14, 1961
Height: 6'6"; **Weight:** 235
Bats, R; Throws, R
Position: Pitcher

Birthplace/Residence: Born in Ventura, CA...
Resides in San Diego, CA.

Contract Status: Signed thru '91.

Tenure: 4 years.

Signed Originally with: Detroit.



League Championship Series Record

YEAR CLUB	W-L	ERA	G	GS	CG	SHO	SV	IP	H	R	ER	BB	SO
1987 Detroit	0-0	0.00	1	0	0	0	0	0.1	1	0	0	0	0

JEFF ROBINSON (cont)

YEAR CLUB	W-L	ERA	G	GS	CG	SHO	SV	IP	H	R	ER	BB	SO
1983 Lakeland—1	2-5	5.94	11	10	1	0	0	50	61	38	33	19	20
1984 Lakeland	2-3	3.36	10	10	2	1	0	62	62	30	23	26	30
Birmingham	6-6	4.70	20	19	1	0	0	113	111	64	59	56	47
1985 Birmingham	4-8	5.09	22	22	2	1	0	115	142	79	65	59	67
1986 Nashville	10-7	4.38	25	24	3	0	0	150	162	85	73	72	72
1987 Detroit	9-6	5.37	29	21	2	1	0	127.1	132	86	76	54	96
1988 Detroit	13-6	2.98	24	23	6	2	0	172	121	61	57	72	114
1989 Detroit	4-5	4.73	16	16	1	1	0	78	76	47	41	46	40
Lakeland	0-0	6.55	4	4	0	0	0	11	12	8	8	4	5
1990 Detroit—2	10-9	5.96	27	27	1	1	0	145	141	101	96	88	76
ML Totals	36-26	4.65	96	87	10	5	0	522.1	470	295	270	280	326

1—Selected by Detroit in June '83 free agent draft (32nd round).
2—Acquired by Orioles from Detroit in exchange for catcher Mickey Tettleton on 1/12/91.

Low Hitters: 1, (July 28, '88 vs KC at Det); 2, (July 2, '88 vs Cal at Det); 4, twice, (Apr 13, '89 vs Min. at Det and May 16, '90 at Tex).

Strikeout High: 11, (May 1, '88 vs Sea at Det).

Walk Highs: 7, twice, (May 25, '88 vs Mil at Det and June 29, '90 at KC).

Winning Streak: 7, (Apr 26 thru June 15, '88).

Losing Streaks: 2.

Pitches: Fastball, slider, forkball, change-up.

1990 SEASON SUMMARY

Didn't miss a start for Detroit the first 5 months of the season, but suffered a stress fracture in his right forearm and didn't pitch after Aug 31...Still tied with **Dan Petry** for 2nd on the Tigers staff in wins (10) behind **Jack Morris** (15)...His last win was Aug 26 over Oakland and **Bob Welch**, 7-3.

His 5.96 era was the highest among AL starters (minum 15 starts) and never was below 5.00 after his 3rd start.

Between May 10 and July 24, he was 7-4 (4.48, ip-84.1, er-42)...In only one month (June, 3.72) did he have an era under 5.00.

Threw a 4-hit shutout at Texas on May 16...Went 8 innings and allowed only 2 hits in back-to-back starts...On July 19 he combined with **Jerry Don Gleaton** to beat the Red Sox, 1-0...His next start, July 24, was his best of the season...He took a no-hitter into the 8th inning against the Orioles at Detroit, before allowing homers to **Mike Devereaux** and **Brady Anderson** to lead off the 8th...Finished with an 8-2 win.

MISCELLANEOUS: Tied for 2nd in the AL with 16 wild pitches...Allowed 23 homers, tied for 9th in the league.

ROBINSON BY MONTH

1990 Season						Lifetime					
W-L	ERA	IP	ER	G	Month	W-L	ERA	IP	ER	G	
1-2	5.83	29.1	19	5	April	5-6	4.62	97.1	50	17	
3-2	6.35	28.1	20	5	May	8-3	5.24	89.1	52	19	
2-2	3.72	36.1	15	6	June	6-5	4.06	102	46	17	
2-2	5.68	25.1	16	5	July	9-4	3.08	99.1	34	16	
2-1	9.12	25.2	26	6	August	7-6	5.66	117.2	74	22	
-	-	-	-	-	Sep-Oct	1-2	7.56	16.2	14	5	

1990 AND MAJOR LEAGUE CAREER

WINNING: Has a 36-26 career record (.581), 8th best winning pct. among AL pitchers with 50 or more lifetime decisions. Robinson ranks just behind **Bret Saberhagen** (.5808 to .5806).

Has a 21-10 lifetime record at Tiger Stadium...Has a losing record against only 2 clubs: Boston (2-6) and Toronto (2-5)...Is 23-12 lifetime against the Western Division...Best records are against KC (5-2), California (4-0), Oakland (4-1) and Cleveland (3-0).

OPPONENTS BATTING AVERAGE: During his career has held opponents to a .239 (1964-470) batting average...The AL average during that span has been .261...In '88, opponents batted .193, lowest among AL starters.

PREVIOUS CAREER HIGHLIGHTS

1989: Threw a 4-hit shutout against Minnesota on Apr 13, but pitched only 6 more times over the next 4 months due to tendinitis in right elbow and sore left rib cage muscles.

1988: Led the Tigers with a 2.98 era, 6th in the AL and the lowest by a Tiger pitcher since **Mark Fidrych** (2.34) in '76...Won career-high 7 straight decisions, Apr 26-June 15...In 11 of 23 starts, he allowed 2 runs or less...Didn't allow an earned run in 32 consecutive innings in June...Worked career-high 9+ innings in a 3-0 loss to Boston on Aug 7, after hurling 9 scoreless innings...Completed more than one quarter of his starts (6 of 23) including a 1-hitter on July 28 vs Kansas City...**Frank White** had the lone hit, a 4th inning single.

1987: Recalled by the Tigers on Apr 9 when **Willie Hernandez** went on the disabled list and beat Chicago, 7-1 on Apr 12 in his major league debut...Went 8-3 between May 18 and Aug 16...Combined with **Mike Henneman** to give the Tigers the most wins by a rookie duo since '77 when **Dave Rozema** and **Bob Sykes** teamed for 20...Appeared in game #7 of the ALCS against Minnesota.

MINOR LEAGUE CAREER: In '86, led Nashville (AAA) in starts (24) and tied for club lead in wins (10)...In '85, led Birmingham (AA) with 22 starts.


AMATEUR CAREER: Played baseball and basketball at Azusa Pacific University, 1980-83...Was 20-7 lifetime, including 7-1 in 3 seasons of NAIA playoff competition...Averaged 13.7 points and 6.3 rebounds per game in 3-year basketball career, including 20 points per game as a senior...Ranks 10th on the school's all-time scoring list (1,193 points)...Scored career-high 38 vs Simpson College, Jan 3, '83...Was all-league in both sports at Christian High School in El Cajon, CA.

PERSONAL: Jeff is the father of a daughter, **Shaylyn** (11/13/87).

DAVID VINCENT SEGUI

21

Born: July 19, 1966
Height: 6'1"; **Weight:** 195
Bats: L-R; **Throws:** L
Position: First Base
Birthplace/Residence: Born and still resides in Kansas City, KS.
Contract Status: Signed thru '91.
Tenure: 70 days.
Signed Originally with: Orioles.



YEAR CLUB	AVG.	G	AB	R	H	2B	3B	HR	RBI	BB	SO	SB	CS	HP
1988 Hagerstown—1	.268	60	190	35	51	12	4	3	31	22	23	0	0	3
1989 Frederick	.317	83	284	43	90	19	0	10	50	41	32	2	1	4
Hagerstown	.324	44	173	22	58	14	1	1	26	16	16	0	0	2
1990 Rochester	.336	86	307	55	103	28	0	2	51	45	28	5	4	0
Baltimore	.244	40	123	14	30	7	0	2	15	11	15	0	0	1
Pro Totals	.308	313	1077	169	332	80	5	18	173	135	114	7	5	10

1—Selected by Orioles in June '87 draft (18th round).

Career Highs, Game: **Runs-1; Hits-2, 6 times**, (latest Sep 27, '90 at Cle); **Home Runs-1, twice**, (Sep 16, '90 at Tor and Sep 18 vs Bos); **RBI-4**, (May 18, '90 vs Tex).

Hitting Streak: 5, (Aug 27 thru Sep 10, '90).

Grand Slams: None.

1990 SEASON SUMMARY

Was named the 2nd best prospect in the International League by Baseball America...Was leading the league in hitting with a .349 average (86-30) when he was called up from Rochester, May 8.

MAJOR LEAGUE DEBUT: Five days after playing against the O's in an exhibition game at Rochester, he joined the club in Anaheim, May 8 and was inserted into the starting lineup...Jet lag may have taken its toll as

DAVID SEGUI (cont)

he grounded in double plays in each of his first 2 times at bat, but he also doubled off **Chuck Finley** for his 1st major league hit.

BEST GAME: Of the 12 games in which he appeared during his 1st stint with the O's, his effort on May 18 vs Texas stands out...In that game he singled, doubled, walked and drove in a career-high 4 runs during a 13-1 victory.

SECOND TIME AROUND: He was returned to Rochester, May 29, and again was leading the league in hitting (.336, ab-307, h-103) when he was brought back to the Orioles, Aug 17...On that date, he went 2-for-4 with an rbi vs Oakland...He had 4 other 2-hit games; Sep 9 vs California; Sep 13 and 16 at Toronto; Sep 27 at Cleveland...He had a 5-game hit streak, his longest in the majors, Aug 27-Sep 10, batting .429 (14-6).

HOME RUNS: Hit his 1st ML homer, a 2-run shot off **Tom Henke** at Toronto, Sep 16...His homer tied the score 5-5 in the 8th inning of an eventual 6-5 Blue Jay victory...Two days later, Sep 18, he cracked a game-winning 3-run shot off Boston's **Tom Bolton** in the 7th inning of the O's 4-1 triumph.

BIG FINISH: Batted .290 in September (62-18) despite missing the first 8 days with a strained right knee...Had a .300 average (70-21) between Aug 27 and his final game played, Sep 30...His best stretch was Sep 12-19 when he batted .381 (21-8, r-4, 2b-4, hr-2, bb-4, rbi-8).

MISCELLANEOUS: Had .333 average (24-8) with runners in scoring position; was 1-for-2 with 3 rbi with the bases loaded and hit .455 (11-5) on artificial turf.

POSITIONS: With the O's in May, he played 1st base in 8 games and was a designated hitter in 4 games...His 28 games with the O's in Aug-Sep were all as a 1st baseman.

ROCHESTER: Named to the mid-season and season-ending International League all-star teams...Was leading the IL in batting each time he was called up to the Orioles (.349 in May and .336 in August)...He missed qualifying for the batting title by 37 plate appearances...He was 3rd in the IL with 28 doubles and led the league's 1st basemen with a .996 fielding average.

Drove in 5 runs, Apr 8 (2) at Scranton (Phillies) and was 4-for-4, July 21 at Columbus (Yankees)...Had a 10-game hitting streak, Apr 8-19 (19-for-41, .463) and a 12-game streak, June 24-July 7 (19-for-44, .432).

PREVIOUS CAREER HIGHLIGHTS

1989: Named the Orioles' "Minor League Player of the Year" by club officials in the O's player development department...Was tied for the Carolina League (A) lead in batting (.317) when promoted to Hagerstown (AA) on July 17...Failed to have enough plate appearances to qualify for the batting title in either league...Was 56 plate appearances shy of winning Eastern League batting crown.

Hit safely in 35 of 44 games at Hagerstown...Batted .329 (280-92) after June 4...Had a trio of 4-hit games and one 5 rbi game, Apr 16 vs Lynchburg.

WINTER BALL: Finished 2nd in batting in the Dominican League in the '89-'90 winter season with a .333 average (147-49)...Was also 2nd in doubles (10)...Named the league's all-star 1st baseman by the Dominican baseball writers.

AMATEUR CAREER: Graduated Bishop Ward High School (Kansas City, KS) in '84, where he was all-state as a junior and senior...Attended Kansas City Community College and Louisiana Tech.

PERSONAL: His father, **Diego**, played in the majors from '62-'77 with Oakland, Kansas City, Washington, Seattle, St. Louis and Boston. Compiled a 92-111 career record in 639 games (era-3.81). Won the American League earned run average title in '70 with a 2.56 era while at Oakland...Diego had a 5-11 career vs the O's...He started the decisive 3rd game of the '71 ALCS for **Dick Williams'** A's against the O's, losing to **Jim Palmer**...Is currently a minor league pitching coach for the Giants.

JEFFERY (JEFF) WILSON TACKETT

Born: Dec. 1, 1965
Height: 6'2"; **Weight:** 200
Bats: R; **Throws:** R
Position: Catcher

Birthplace/Residence: Born in Fresno, CA...
 Resides in Camarillo, CA.

Contract Status: Signed thru '91.

Tenure: None.

Signed Originally with: Orioles.



YEAR CLUB	AVG.	G	AB	R	H	2B	3B	HR	RBI	BB	SO	SB	CS	HP
1984 Bluefield—1	.163	34	98	9	16	2	0	0	12	23	28	1	1	0
1985 Daytona Beach	.194	40	103	8	20	5	2	0	10	13	16	1	3	1
Newark	.209	62	187	21	39	6	0	0	22	22	33	2	2	2
1986 Hagerstown	.285	83	246	53	70	15	1	0	21	36	36	16	5	5
1987 Charlotte	.224	61	205	18	46	6	1	0	13	12	34	5	5	2
1988 Charlotte	.206	81	272	24	56	9	0	0	18	42	46	6	4	2
1989 Rochester	.181	67	199	13	36	3	1	2	17	19	45	3	1	1
1990 Rochester	.239	108	306	37	73	8	3	4	33	47	50	4	8	7
Pro Totals	.220	536	1616	183	356	54	8	6	146	214	288	38	29	20

1—Selected by Orioles in June '84 free agent draft (2nd round).

WINTER BALL: Batted .260 (123-32, hr-0, rbi-12) in 35 games for Estrellas in the Dominican Republic this past winter.

ERASER RATE: Threw out 45% of attempted base stealers in '90 (28 of 62), 2nd best ratio in the International League...Led the IL in '89 (46%, 29 of 63).

1990: Led International League catchers in games (103), total chances (644), putouts (570), assists (62) and double plays (11)...Was batting .323 (96-31) on June 1, but batted .200 (210-42) the rest of the season.

1989: Had gone 1,211 pro at bats without a homer before hitting one on June 28 against Tidewater...Hit another one week later...Had back-to-back 3-rbi games Aug 13-14, but had only 11 rbi the rest of the season.

EARLY CAREER: In 1987, a sore right elbow kept him out of all but 17 of Charlotte's 1st 72 games...His .285 average in 1986 at Hagerstown represented a 92-point increase in his pro average thru 1st 2 seasons...Reached via hit or walk in 63 of his 76 starts and had a .385 (288-111) on-base pct...His 16 steals were the most by a Carolina League catcher...In 1985, he topped NY-Penn League catchers in games (62), total chances (489), putouts (412) and assists (63).

AMATEUR CAREER: Served as captain of both soccer and baseball teams at Camarillo (CA) High School...Batted .550 as a senior in '84 with 8 home runs and 30 rbi and was leading scorer on soccer team.

PERSONAL: He and his wife, **Wendy**, have one daughter, **Katie** (3/12/90)...His father, **Terry**, played in Angels' minor league system...Enjoys motorcycles, surfing and skiing.

DIAMOND VISION VIDEO BOARD

Memorial Stadium's "Diamond Vision" Scoreboard by Mitsubishi stands 25'7" by 33'3" and was installed in 1985. Included among its many capabilities are instant replays, video features, closeups, full color message board displays and animations. It is operated by Orioles Productions Director **Charles Steinberg**, DDS and a staff of 10.

There are now 21 full color video replay boards in the 26 major league ball parks. The "black & white" board in left centerfield has been in use since the middle of the 1970 season.

50

ANTHONY CHARLES TELFORD


Born: Mar. 6, 1966
Height: 6'0"; **Weight:** 184
Bats, R; Throws, R
Position: Pitcher

Birthplace/Residence: Born and still resides in San Jose, CA.

Contract Status: Signed thru '91.

Tenure: 47 days.

Signed Originally with: Orioles.



YEAR CLUB	W-L	ERA	G	GS	CG	SHO	SV	IP	H	R	ER	BB	SO
1987 Newark—1	1-0	1.00	6	2	0	0	0	18	16	2	2	3	27
Hagerstown	1-0	1.64	2	2	0	0	0	11	9	2	2	5	10
Rochester	0-0	0.00	1	0	0	0	0	2	0	0	0	3	3
1988 Hagerstown	1-0	0.00	1	1	0	0	0	7	3	0	0	0	10
1989 Frederick	2-1	4.22	9	5	0	0	1	25.2	25	15	12	12	19
1990 Frederick	4-2	1.68	8	8	1	0	0	53.2	35	15	10	11	49
Hagerstown	10-2	1.97	14	13	3	1	0	96.0	80	26	21	25	73
Baltimore	3-3	4.95	8	8	0	0	0	36.1	43	22	20	19	20
ML Totals	3-3	4.95	8	8	0	0	0	36.1	43	22	20	19	20
Pro Totals	22-8	2.42	49	39	4	1	1	249.2	211	82	67	78	211

¹—Selected by Orioles in June '87 free agent draft (4th round). Signed by Fay Thompson.

Longest Outing: 7.0, (Aug 19, '90 vs Oak).

Strikeout Highs: 7, (Aug 29, '90 vs NY).

Walk Highs: 4 twice, (Aug 19, '90 vs Oak and Sep 3, '90 vs Sea).

Winning Streak: 2, (Sep 9-19, '90).

Losing Streak: 2, (Aug 29 thru Sep 3, '90).

Pitches: Fastball, curve ball, slider, change-up.

1990 SEASON SUMMARY

Named the Orioles organization "Pitcher of the Year" in '90 by club officials in the O's player development department...Overall at Frederick (A) and Hagerstown (AA), he was 14-4 with a 1.86 era (g-22, gs-21, cg-4, sho-1, ip-149.2, h-115, r-41, er-31, bb-36, so-122).

His minor league career record is 19-5 (era-2.53, ip-213.1, h-168, er-47, bb-59, so-191) in 41 games, 31 starts with 4 complete games and one shutout.

TASTE OF ML: Following the O's game of July 22, he pitched for Hagerstown at Memorial Stadium in a regular-season Eastern League game against Reading (Phillies) in a rare major league/minor league doubleheader...It didn't take him long to get noticed as he hurled the Suns to a 3-hit 2-1 victory (ip-9, bb-2, so-4) in just 1:57.

Although he began the season in Class A, he shot upon the major league scene like a lightning bolt, stunning the defending World Series champion Oakland Athletics in his debut, Aug 19.

GREAT START: In an ironic turn of events, he made his major league debut pitching against Oakland...He grew up in San Jose, CA as a fan of the Athletics.

Still, he was hardly in awe, keeping Oakland in check on one hit, a 5th-inning single by **Terry Steinbach** in his 7 innings on the mound (bb-4, so-0)...He left with a 2-0 lead, but the Orioles had to hold on to win, 3-2, with **Gregg Olson** collecting the save.

NEXT TIME OUT: Five days later vs Cleveland, the O's again pulled out a one-run victory, 5-4, but he was not the pitcher of record (ip-5, h-6, r-3, er-2, bb-2, so-6).

Five days after that, Aug 29, vs New York, he recorded a career-high 7 strikeouts and allowed only 3 runs and 6 hits in 6.1 innings, but suffered his 1st major league loss in another one-run contest, 3-2.

BY MONTH: He was 1-1 with a 2.45 era in 3 games in August (ip-18.1, h-13, r-6, er-5, bb-9, so-13)...September was another story, however, as he struggled to a 2-2 mark, 7.50 era (ip-18.0, h-30, r-16, er-15, bb-10, so-7)...He pitched into the 5th inning in 6 of his 8 starts.

OTHER WINS: Although September was not particularly kind, he did register wins against California, Sep 9, going 6.1 innings in a 3-1 decision and Sep 19 vs Boston, pitching 5.0 innings of an 8-4 triumph.

PREVIOUS CAREER HIGHLIGHTS

1989: Worked 2 innings vs Winston-Salem, July 5, his 1st appearance in 15 months following surgery on his right shoulder in August '88... Earned 2 wins and a save in his last 3 appearances with wins coming against Peninsula, Aug 15, and Durham, Aug 27...The save was in a 7-4 win over Winston-Salem, Aug 20...His longest outing was 4.1 innings in his Aug 15 win (ip-4.1, h-1, r-2, er-2, bb-4, so-3).

Instructional League: Was 2-2 with a 1.69 era, 7th best in the Instructional League...Fanned 27 batters and walked only 5 in 27 innings.

1988: Started the season opener for Hagerstown at Kinston on Apr 8...Worked 7 innings (h-3, so-10, bb-3) and combined on a 4-hitter with **Chau Wilson** for a 2-0 win...It was his only appearance of the season.

1987: Pitched at Newark, Hagerstown and Rochester and struck out 40 batters in 31 innings...Pitched for Orioles in exhibition game at Rochester on July 27...Earned 1st pro win Aug 8 when he started and went 7 innings for Newark, striking out 12 in a 6-2 win over Batavia.

AMATEUR: In 3 years at San Jose State he struck out 397 batters in 356 innings...Was a 1st team All-American in '87 (along with **Gregg Olson**) as a junior... His 161 strikeouts (ip-137) were 3rd in the nation...Was 10-7 and completed 11 of 15 starts.

In '86 he was 5th in the nation with 142 strikeouts (ip-129)...Threw a no-hitter over Fresno State in '85...As a sophomore in '86, he pitched 7 innings (so-7) in an exhibition game against the San Francisco Giants, but lost 4-0.

Was all-league at Silver Creek (CA) High School for 3 years ('82-'84)...As a senior he struck out 168 batters in 80 innings.

PERSONAL: He and his wife, **Christine**, were married Feb 6, '88...Was a health and physical education major at San Jose State.

MARK A. WILLIAMSON

32

Born: July 21, 1959
Height: 6'0"; **Weight:** 171
Bats, R; Throws, R
Position: Pitcher

Birthplace/Residence: Born in Corpus Christi, TX... Raised in Lemon Grove, CA. Resides in San Diego, CA.

Contract Status: Signed thru '91.

Tenure: 3 years, 131 days.

Signed Originally with: San Diego.



THE ORIOLES' "20-20" CLUB

Three Orioles in 37 seasons have hit at least 20 homers and stolen at least 20 bases in the same season:

1969-**Paul Blair** (hr-26, sb-20)

1975-**Don Baylor** (hr-25, sb-32)

1976-**Reggie Jackson** (hr-27, sb-28)

IN UNIFORM

MARK WILLIAMSON (cont)

YEAR CLUB	W-L	ERA	G	GS	CG	SHO	SV	IP	H	R	ER	BB	SO
1982 Reno—1	7-5	4.39	26	0	0	0	9	41	34	24	20	18	30
1983 Beaumont	6-3	4.03	47	1	0	0	3	83	90	45	37	30	28
1984 Reno	10-12	2.90	56	1	0	0	15	93	105	41	30	23	68
1985 Beaumont	10-9	2.86	42	0	0	0	8	78.2	72	27	25	23	63
1986 Las Vegas—2	10-3	3.36	*65	0	0	0	*16	104.1	103	47	39	36	81
1987 Baltimore	8-9	4.03	61	2	0	0	3	125	122	59	56	41	73
Rochester	0-1	6.75	1	0	0	0	0	4	6	3	3	1	1
1988 Baltimore	5-8	4.90	37	10	2	0	2	117.2	125	70	64	40	69
Rochester	2-3	3.34	12	3	1	0	2	29.2	38	11	11	5	25
1989 Baltimore	10-5	2.93	65	0	0	0	9	107.1	105	35	35	30	55
1990 Baltimore	8-2	2.21	49	0	0	0	1	85.1	65	25	21	28	60
ML Totals	31-24	3.64	212	12	2	0	15	435.1	417	189	176	139	257

* Led League • Tied for League Lead

1—Selected by San Diego in June '82 free agent draft (4th round).

2—Acquired by Orioles from San Diego, along with catcher Terry Kennedy, in deal for pitcher Storm Davis on 10/30/86.

Strikeout High: 7, (May 25, '88 at Oak).

Walk Highs: 4, twice, (Jun 26, '88 at Bos and Sep 29, '88 vs NY).

Longest Outing, Starter: 9, (May 20, '88 vs Sea)...**In Relief: 6,** (Jun 5, '88 vs NY).

Winning Streak: 7, (May 12 thru July 20, '90).

Losing Streak: 5, (May 11 thru 25, '88).

Pitches: Fastball, slider, sinker, palm ball.

1990 SEASON SUMMARY

Led the Orioles in relief innings pitched for the 3rd time in the last 4 seasons ('87-'89-'90) despite missing the last 6 weeks with a fractured right ring finger and the 1st 2 weeks with a pulled muscle in his left hip.

The injury to his finger occurred against Oakland on Aug 18 when he stumbled off the mound after throwing a pitch to **Walt Weiss** and landed on his finger when he tried to maintain his balance...He went on the disabled list the following day and did not return to the lineup the rest of the season.

Was 2nd in the AL in relief innings pitched at the time of his injury.

Put together the Orioles' longest winning streak, 7 games (May 12-July 20), since **Jim Palmer** had an 11-game streak, June 7-Sep 4, '82...Over a 6-game stretch, July 8-20, he was 4-0 and didn't allow a run in 13.2 innings.

In his 1st 38 games thru July 20, he had allowed only 13 runs (9 earned) in 65 innings, a 1.25 era...Between May 22 and July 20 he allowed only 3 earned runs and 24 hits in 46 innings and was 6-0...Included in that stretch was a streak of 22.1 scoreless innings (for more details see below under "Scoreless Streak").

Followed the scoreless streak by allowing runs in 8 of his next 9 appearances, July 23-Aug 12, (ip-17, h-24, r-12, era-6.35)...Was tagged for a home run in 5 consecutive games, July 25-28-30, Aug 1-4.

After the scoreless streak ended on July 23, he allowed 26 hits and 12 earned runs in his last 20 innings (5.40) before the season-ending injury.

His 2 longest outings of the season came in back-to-back appearances, May 22 (vs Minn) and May 26 (at Texas) when he went 4 scoreless innings on both occasions...In the latter game at Texas, he retired all 12 batters faced in the O's 7-5 win.

SCORELESS STREAK: His streak of 22.1 consecutive scoreless innings, June 17-July 23 spanning 13 appearances, was the 2nd longest in the AL last year to Boston's **Roger Clemens'** string of 26...Williamson's streak was snapped July 23 at Detroit when, after retiring the 1st batter he faced to close out the inning, he allowed back-to-back doubles (**Alan Trammell** and **Cecil Fielder**) the following inning.

AMONG RELIEVERS: Among AL relievers, he was tied for 3rd in win pct. (.800); tied for 4th in wins (8); 7th in era (2.21) and 12th in batting average against (.215).

TOUGH TO HIT: Seven teams hit less than .200 against him: Boston (.059); Chicago (.065); Cleveland (.083); Minnesota (.132); Texas (.179); New York (.182); and the AL champion Oakland A's (.105), who collected only 2 hits and 0 runs in 6.2 innings...**Wade Boggs'** homer was Boston's

only hit against him in 5.1 innings...Righthanders batted .209 (163-34) and lefties .223 (139-31).

MISCELLANEOUS: Has a current string of 12.1 scoreless innings against Minnesota since last allowing a run against them July 26, '89...His wild pitch May 17 at Chicago is the only one he has thrown in his last 215.1 innings (since Sep 9, '88).

WILLIAMSON BY MONTH

1990 Season						Lifetime				
W-L	ERA	IP	ER	G	Month	W-L	ERA	IP	ER	G
1-0	0.00	7.1	0	5	April	3-3	4.55	57.1	29	29
2-1	2.49	21.2	6	13	May	6-7	3.59	102.2	41	41
1-0	1.29	21.0	3	13	June	3-4	4.15	89.0	41	41
4-1	2.57	21.0	6	11	July	9-3	2.64	58.0	17	32
0-0	3.77	14.1	6	7	August	8-3	2.91	61.1	22	40
-	-	-	-	-	Sep-Oct	2-4	3.49	67.0	26	33

1990 AND MAJOR LEAGUE CAREER

WINNING: Over the last 2 seasons his 18-7 record (.720) is the 4th best in the majors during that period behind Oakland's **Bob Welch** (44-14, .759); Boston's **Danny Darwin** (22-8, .733) and the Dodgers' **Ramon Martinez** (26-10, .722).

Mark is 18-5 (.783) since May 18, '89...He has won 12 straight decisions at home since his last loss, May 14, '89 vs Chicago...Has won 17 of 23 decisions lifetime in July and August combined.

STARTING/RELIEVING: In exactly 200 lifetime relief appearances is 30-17 with a 3.45 era (ip-354.2, er-136)... Lifetime as a starter is 1-7 (era-4.46, ip-80.2, er-40) in 12 starts.

PREVIOUS CAREER HIGHLIGHTS

1989: Was 4th in the AL with 107.1 relief innings...Tied for 2nd in relief wins (10) with KC's **Tom Gordon** behind Detroit's **Mike Henneman** (11)...Only 2 pitchers in Orioles' history have had more relief wins in a season (**Stu Miller**-14 and **Dick Hall**-11 in '65; Hall, **Tippy Martinez** and **Don Aase** have all won 10).

Longest outing was Apr 12 at KC when he pitched 5 perfect innings...Didn't get the decision in the O's 5-4, 15-inning win.

Was 0-2 (5.57, ip-21, er-13) thru the 1st 6 weeks of the season (May 14), then went 10-1 with 6 saves (2.13, ip-84.2, h-76, r/er-20) in 48 games between May 17 and the final weekend of the season when he was the losing pitcher in the O's last 2 losses of the year in the division-deciding series at Toronto.

Between May 17 and July 18, while the O's were 38-19, he was 6-0 with 3 saves (1.89 era, ip-47.2, h-37, r/er-10)...Had a 6-game win streak, May 18-July 15.

On May 30-31 he became the 1st Oriole to win games on back-to-back days since **Tippy Martinez** in August, '83...On Sep 29-30, he lost the 1st 2 games of the season-finale series at Toronto, becoming the 1st Oriole to lose on back-to-back dates since **Don Aase** in August, '86.

1988: Started and was the winner in the O's 1st win of '88, 9-0 at Chicago on Apr 29, snapping O's 21-game losing streak...Pitched 6 innings combining with **Dave Schmidt** on a 4-hitter, Mark's only win in 12 career starts...Didn't win again for the O's until nearly 4 months later.

Lost his next 5 decisions between May 11 and June 25, and was optioned to Rochester on June 27 with a 1-5 record (g-21, gs-7, era-5.54, ip-79.2, er-49)...Returned Aug 18 and was 4-3 with one save (era-3.55, ip-38, er-15) in 16 games, 3 starts, the rest of season.

1987: Finished 8th in the AL in appearances with club-high 61, 2nd most ever by an Orioles' rookie (**Gregg Olson** had 64 in '89)...Only 2 other major league rookies had more appearances in '87: Toronto's **Jeff Musselman** (68) and Pittsburgh's **John Smiley** (63).

Entered July with a 2-6 record 4.80 (ip-65.2, er-35) in 28 appearances...In his next 17 games, July 4-Aug 28, was 6-2 with one save and a 2.45 era (ip-33, er-9), lowering overall era to 3.95 (ip-98, er-43)...Earned 1st major league win at Cleveland on Apr 10, 12-11, over **Ernie Comacho**.

MARK WILLIAMSON (cont)

MINOR LEAGUE CAREER

1986: Led the Pacific Coast League in saves (16, tied), appearances (65), and winning percentage (.769, 10-3) while with PCL champion Las Vegas...His 3.36 era was 11 innings shy of qualifying as the 2nd best in the league (the league average in '86 was 4.49).

Was the top reliever in AAA ball in the Roloids Relief competition, accumulating 49 points (+2 for a win or save, -1 for a loss)...Named to Baseball America's PCL All-Star team.

1985: Led the Texas League in relief wins (10) and earned a club-high 8 saves... Was 30 innings shy of 2nd best era in league.

1984: Had club-high 15 saves, 6th in the California League while at Reno... His 56 appearances were tied for 3rd most in the league...Had the only sub-3.00 era on the staff.

EARLY CAREER: In 1st year of pro ball at Reno (California, A), he earned 7 wins and 9 saves in 26 appearances...Led the club in saves...In '83, was 2nd in appearances for Texas League champion Beaumont.

AMATEUR CAREER: Played 2 seasons at San Diego State ('81-'82)...As a junior, his teammates included **Tony Gwynn** (Padres), and **Al Newman** (Twins)...In '82, as a senior, he was 11-8 with 11 saves and a 1.73 era (ip-109, er-21) to help lead San Diego State to a 57-31 record and a berth in the NCAA regional tournament...Led the nation in saves, was 7th in era and 8th in strikeouts (113)...Named 3rd team All-American and All-Western Athletic Conference...Also played at Grossmont College in El Cajon, CA...Attended Mt. Miguel (CA) High School.

PERSONAL: He and his wife, the former **Lori Benbrook**, have 2 sons **Elliot** (2/24/83) and **Christopher** (6/12/89)...Studied mechanical engineering at San Diego State.

25

CRAIG RICHARD WORTHINGTON

Born: Apr. 17, 1965
Height: 6'0"; **Weight:** 200
Bats, R; Throws, R
Position: Third base

Birthplace/Residence: Born in Los Angeles, CA... Grew up in Pico Rivera, CA.
... Resides in Anaheim, CA.

Contract Status: Signed thru '91.

Tenure: 2 years, 31 days.

Signed Originally with: Orioles.



YEAR CLUB	AVG.	G	AB	R	H	2B	3B	HR	RBI	BB	SO	SB	CS	HP
1985 Bluefield—1	.341	39	129	33	44	9	1	7	20	10	19	3	2	2
1986 Hagerstown	.300	132	480	85	144	35	1	15	105	82	58	7	12	2
1987 Rochester	.258	109	383	46	99	14	1	7	50	32	62	0	2	2
1988 Rochester	.244	121	430	53	105	25	1	16	73	39	93	3	1	0
Baltimore	.185	26	81	5	15	2	0	2	4	9	24	1	0	0
1989 Baltimore	.247	145	497	57	123	23	0	15	70	61	114	1	2	4
1990 Baltimore	.226	133	425	46	96	17	0	8	44	63	96	1	2	3
ML Totals	.233	304	1003	108	234	42	0	25	118	133	234	3	4	7

* Led League

1—Selected by Orioles in June '85 free agent draft (1st round, secondary phase). Signed by Ed Crosby

Career Highs, Game: Runs-3, (Aug 30, '90 vs NY); **Hits-3, 7 times,** (latest Aug 30, '90 vs NY); **HR-1; RBI-4,** (Apr 18, '90 at Tor).

Hitting Streak: 13, (June 16 thru 29, '89).

Grand Slams: None.

1990 SEASON SUMMARY

Made 124 starts, 102 at 3rd base, 2 at DH...Fell off in 7 offensive categories from 1989, when he was named Rookie of the Year by The Sporting News...His .226 average ranked 65th out of 68 qualifying hitters in the AL.

Batted .300 (70-21) after Aug 29 in final 24 games to raise average from .211 to final .226...After April was leading the team in hits (73-19, .260), extra-base hits (7), doubles (5), and was 2nd in rbi, but his average dropped to .250 two days later and never got that high again the rest of the season...Between May 1 and Aug 29, he batted .198 (282-56).

Seven of his 8 homers came in the 7th inning or later, including 3 in the 9th inning and 2 in the 8th...Drilled a game-winning homer in the 9th at Milwaukee off **Bill Krueger** on June 6, giving O's an 8-7 win...His homer on July 28 at KC off **Pete Filson** was his only homer after June 17 (74 games)...Seven of his 8 homers were solo.

One of his hottest stretches came June 2-12 (.333, 33-11), when the Orioles won 8 of 10 games to pull within 3 games of 1st, the closest they got after mid-April.

Had only 4 rbi in his last 34 games.

MISCELLANEOUS: Had career-high 4 rbi at Toronto Apr 18...After batting .313 with men in scoring position in '89, he batted .196 (112-22) last season, 4th lowest in the AL...Batted .351 (37-13) against Milwaukee, .211 (392-83) against the rest of the AL.

1990 AND MAJOR LEAGUE CAREER

FAVORITE PARKS/PITCHERS: In '90, he batted .435 (23-10) at Milwaukee and now has a career-best .326 (49-16) at County Stadium, the only park he has a .300+ average...Has done his best hitting against Milwaukee's **Chuck Crim** (.571, 7-4) and Seattle's **Mike Schooler** (.600, 5-3).

WORTHINGTON BY MONTH

1990 Season					Lifetime					
Avg	AB	H	HR	RBI	Month	Avg	AB	H	HR	RBI
.260	73	19	2	10	April	.218	170	37	4	21
.186	86	16	1	6	May	.189	169	32	2	19
.241	79	19	4	12	June	.265	162	43	5	22
.169	71	12	1	9	July	.229	157	36	6	27
.241	54	13	0	3	August	.239	130	31	4	15
.274	62	17	0	4	Sep-Oct	.258	215	55	4	14

BASES LOADED: Batted .333 (12-4) with the bases loaded in '90 and now has a .357 (28-10) career average with the sacks full.

THIRD BASE: In a little over 2 years has played in 302 games; only 2 others in Orioles history have played more games at the hot corner: **Brooks** (2,871) and **Doug DeCinces** (792).

PREVIOUS CAREER HIGHLIGHTS

'89, TSN ROOKIE OF YEAR: Named by The Sporting News as the AL Rookie Player of the Year...Became the 5th Oriole to win the award, 1st since **Cal Ripken** in '82...Led all major league rookies in rbi (70), games (145) and walks (61)...Also led AL rookies in runs produced (rbi, plus runs, minus hrs) with 112 and tied for lead in doubles (23) with Seattle's **Ken Griffey**...Craig's 15 home runs were one behind Griffey who led major league rookies with 16.

Played in 145 games (144 starts) at 3b, most games by an Oriole since **Doug DeCinces** in '77 (148).

Selected to Topps and Baseball Digest all-rookie teams...Finished 4th in BBWAA's Rookie of the Year voting...Was batting .199 on June 13, but hit .274 (321-88) in his last 84 games.

Was 2nd in the AL in total chances (410) and 3rd in assists (277) and games...Had only 6 errors in 1st 60 games, but made 14 the rest of the season...Had 13 throwing errors.

1988: ML DEBUT/INTERNATIONAL LEAGUE MVP: Had 2 tours with the Orioles, 1st in April and again in September...Began the season at Rochester, but was recalled by Orioles on Apr 25 when **Rick Schu** went on disabled list...His 1st major league hit came Apr 27 when he homered

CRAIG WORTHINGTON (cont)

off Bert Blyleven at Minnesota...Started 9 consecutive games at 3rd base before returning to Rochester May 6...Returned to O's again Sep 13.

Selected mvp in International League by vote of league managers, players and writers...Despite missing 10 games in April when promoted to O's, was 2nd in the IL in rbi (73) and tied for 2nd in homers (16)...Had 42 extra-base hits, 3rd in the league...For the 2nd straight year, led the league's third basemen in games (120), total chances (319), and putouts (91).

1987: Was invited to Orioles' spring training camp as a non-roster player, then spent the season at Rochester...Suffered torn left hamstring running the bases on Aug 14 and missed the rest of the season...Batted 471 (51-24) in final 15 games before injury...Was the top fielding 3rd baseman in the International League and led the league's 3rd basemen in games (101), total chances (310), putouts (79), assists (211), and tied in double plays (16).

1986: Led the Carolina League in rbi (105), gwrbi (16), was 2nd in doubles (35), 4th in total bases (226) and extra-base hits (51), and 8th in batting (.300)...Named to Carolina League All-Star team and picked as 2nd brightest prospect in the league by Baseball America...After slow start, he drove in 91 runs with 14 homers in final 101 games and batted .328 (351-115).

1985: Chosen Appalachian League All-Star 3rd baseman...Led Bluefield in batting, but was 55 plate appearances shy of qualifying as the league's 2nd best.

AMATEUR BACKGROUND: Graduated from Cerritos Junior College in '85 and helped lead the school to a 39-5 record that spring...Is a 1983 graduate of Cantwell High School in Pico Rivera, CA, where he played shortstop.

PERSONAL: Father, Charles, is Hawaiian Indian; mother, Marie, is of Mexican descent...Married the former Amy Skibel on Jan 28, '89...Loves heavy metal music.

BOB MILACKI BY MONTH

1990 Season					Lifetime					
W-L	ERA	IP	ER	G	Month	W-L	ERA	IP	ER	G
1-0	2.84	31.2	10	5	April	2-1	3.50	61.2	24	10
1-3	7.61	23.2	20	6	May	2-7	5.21	67.1	39	12
2-1	3.63	39.2	16	6	June	4-4	4.14	78.1	36	12
0-4	5.60	27.1	17	6	July	1-5	4.87	57.1	31	12
-	-	-	-	-	August	4-2	3.42	47.1	18	6
1-0	2.77	13.0	4	4	Sep-Oct	8-1	2.17	91.1	22	15

BASEBALL MOVIES AND THE ORIOLIS

Two recent and highly successful baseball movies, each of which received Academy Award nomination, had an Orioles connection.

Ron Shelton, an infielder in the O's farm system from '67 to '71 who reached the AAA level at Rochester before retiring, wrote and produced Bull Durham, starring Kevin Costner and Susan Sarandon. His script was nominated in '88 for "best original screenplay."

Don Buford, the former great O's leadoff hitter now serving the club as director of field operations/instruction, was the technical adviser for Field of Dreams, also starring Costner and one of five 1989 movies nominated for Best Picture.

EASY MAGIC NUMBER FORMULAS

This one suggested by veteran Baltimore EVENING SUN baseball writer, Jim Henneman: Add trailing club's losses to leading team's wins... Subtract the sum from 162, then add one... That is your magic number.


This one from a Baltimore baseball fan, Michael McCoy: Subtract the leader's wins and the trailing team's losses from 163, i.e. Magic Number = 163 - LW - TL.

NON-ROSTER PLAYERS

DOMINIC LORNE (PAT) AUSTIN

67

Born: Feb 9, '66
 Height: 6'1"; Weight: 175
 Bats, R; Throws, R
 Position: Infielder
 Birthplace/Residence: Born in Columbus, OH...Resides in Chillicothe, OH.
 Roster: Rochester.
 Signed Originally with: Detroit.



Year	Club	CLS	AVG.	G	AB	R	H	2B	3B	HR	RBI	BB	SO	SB	CS	HP	
1986	Bristol-1	R	.309	68	256	48	79	13	6	0	22	31	28	48	12	2	
1987	Lakeland	A	.297	115	451	92	134	10	5	3	41	64	38	45	11	1	
1988	Glen Falls	AA	.297	89	337	54	100	13	1	0	30	43	47	24	6	0	
1989	Toledo-2	AAA	.192	16	52	4	10	2	1	0	2	6	14	3	0	1	
	London	AA	.255	83	298	46	76	10	1	2	19	44	48	30	6	1	
1990	Louisville-3	AAA	.000	8	8	0	0	0	0	0	1	1	2	0	2	0	
	Hagerstown	AA	.307	97	375	53	115	10	6	0	34	31	31	22	11	0	
Pro Totals				289	476	1777	305	514	58	20	6	149	220	208	172	48	5

1-Selected by Detroit in June '86 free agent draft (5th round).
 2-Traded by Detroit to St. Louis, along with pitcher Marcus Betances and catcher Bill Henderson, for pitcher Matt Kinzer and 1st baseman Jim Lindeman on 12/6/89.
 3-Released by St. Louis; signed by Orioles as free agent on 5/4/90.

1990: Began the season at Louisville (Cardinals) but was released in April...Signed by the Orioles on May 4...Playing at Hagerstown, his 3rd different Eastern League in the last 3 years, he finished 3rd in the loop in batting (.307)...One of only 3 players over .300 in the EL...Had 32 multi-hit games in 93 starts...Hit safely in 26 of his last 29 games (.349) to raise average from .290 to final .307.

1988-89: In '89, was tied for 4th in the Eastern League with 30 steals for London...In '88, he was 7th in the EL in batting (.297) for Glens Falls.

1987: Led the Florida State League in runs (92), was 4th in stolen bases (45) and 8th in hits (134).


1986: His 48 steals set a modern Appalachian League record, surpassing the mark of 46 set by Alex Cole in '85...Also led the league in games (68), at bats (256) and triples (6)...Was 5th in the league in batting (.309).

MISCELLANEOUS: Attended Wilmington (OH) College and graduated from Bishop Flaget High School.

DANIEL (DAN) HUGH BOONE

13

Born: Jan 14, '54
 Height: 5'8"; Weight: 139
 Bats, L; Throws, L
 Position: Pitcher
 Birthplace/Residence: Born in Long Beach, CA...Resides in El Cajon, CA.
 Roster: Rochester.
 Tenure: One year, 127 days.
 Signed Originally with: California.



DAN BOONE (Cont)

Year	Club	CLS	W	L	ERA	G	GS	CG	SHO	SV	IP	H	R	ER	BB	SO
1977	Salinas—1	A	0	0	3.00	17	0	0	0	4	21	20	8	7	3	19
	El Paso	AA	2	1	2.83	23	0	0	0	5	35	45	12	11	13	32
1978	El Paso	AA	3	2	2.67	36	0	0	0	10	54	49	19	16	10	51
	Salt Lake City	AAA	4	1	4.40	26	0	0	0	1	43	52	24	21	10	21
1979	Salt Lake City	AAA	9	2	3.04	50	0	0	0	8	83	90	35	28	23	48
1980	Amarillo—2	AA	5	4	2.96	46	0	0	0	26	73	68	27	24	16	62
	Hawaii	AAA	2	0	1.29	8	0	0	0	0	14	10	2	2	3	7
1981	San Diego	NL	1	0	2.86	37	0	0	0	2	63	63	23	20	21	43
1982	San Diego—3	NL	1	0	5.63	10	0	0	0	1	16	27	10	10	3	8
	Houston	NL	0	1	3.55	10	0	0	0	1	12.2	7	6	5	4	4
	Tucson	AAA	5	4	3.31	25	0	0	0	1	49	51	19	18	13	43
1983	Tucson/ Vancouver—4	AAA	7	6	5.02	43	0	0	0	11	75.1	96	49	42	10	58
1984	Vancouver—5	AAA	4	4	4.74	27	0	0	0	3	57	63	35	30	25	22
1985																
1986																
1987																
1988																
1989																
1990	Rochester—6	AAA	11	5	2.60	47	9	3	1	8	121	12	44	35	30	66
	Baltimore	AL	0	0	2.79	4	1	0	0	0	9.2	12	3	3	3	2
ML Totals			2	1	3.38	61	1	0	0	4	101.1	109	42	38	31	57
Pro Totals			54	30	3.37	409	10	3	1	81	726.2	739	316	272	187	485

- 1—Selected by California in June '77 free agent draft (2nd round).
- 2—Released by California 3/30/80; signed by Amarillo (San Diego) on 4/2/80.
- 3—Traded to Houston by San Diego for infielder Joe Pitman on 6/8/82.
- 4—Released by Houston 6/17/83; signed by Milwaukee on 7/15/83.
- 5—Released by Milwaukee on 7/3/84.
- 6—Signed by Orioles as free agent on 2/22/90.

Strikeout High: 5, (May 17, '81 vs Phi).

Walk Highs: 3, twice, (latest Sep 30, '90 at Cle).

Longest Outing: 4.2, twice, (latest Sep 30, '90 at Cle).

Last ML win: May 19, '82, pitching for San Diego vs St. Louis.

Pitches: Knuckleball, screwball, fastball.

1990 SEASON SUMMARY

Starred in his own version of "The Natural"...Began 1990 in the Senior League, where he was seen by Orioles Special Assignments Scout **Birdie Tebbets**, who signed him to a minor league contract on Feb 22...Eventually recalled by the Orioles in September and when he pitched in relief at Toronto on Sep 16 it was his 1st ML appearance since Sep 30, '82...He had gone 2,907 days (7 years, 11 months, 2 weeks) between appearances.

The last time any pitcher went longer between major league app's was **Jim Bouton** who went 8 years, 42 days between big league games from July 29, '70 and Sep 10, '78.

ROCHESTER: Finished 2nd in the International League in ERA...Threw a 7-inning no-hitter on Aug 24 vs Syracuse...**Leo Gomez'** error kept it from being a perfect...It was the 1st by a Rochester hurler in 17 years (**Wayne Garland** and **Gary Robson** each threw no-hitters in '74).

ORIOLES: Recalled by Orioles following Red Wings' post-season and reported Sep 15...Made 3 relief appearances and didn't allow a run, then made his 1st major league start at Cleveland on Sep 30...Had a 3-1 lead with 2 outs in the 5th inning, but allowed 3 straight hits and was removed...O's eventually lost 7-3...He was not the pitcher of record.

SENIOR LEAGUE: Played with Daytona in the Senior League this past winter as well as the league's 1st season, 1989-90...This past winter was leading the league in wins (5-1), innings (43.2,) and was 3rd in era (1.85) and had the league's only shutout at the time the SL closed up shop in December.

Boone and Milwaukee's **Paul Mirabella** were the only 2 Senior League alumni to play in the majors last year...Mirabella played with Bradenton (4-3, 3.61) in 13 gms.

WEIGHTY MATTER: We believe that at 139 pounds, Boone and **Bobby Shantz** (who pitched with Philadelphia, Kansas City, New York, Pittsburgh and St. Louis from '49 to '64) are the lightest to pitch in the majors since 126-pound **Nick Carter**, who pitched in 14 games for the Philadelphia Athletics in 1908.

ANCESTRY: Is the 7th generation nephew of the famous frontiersman by the same name.

THE 8-YEAR HIATUS: After his last ML appearance in '82 he was released by Houston in '83 and the Milwaukee organization in '84...In '83 and '84 he learned how to throw a knuckleball from **Joe Niekro**, then with the Astros.

Pitched semi-pro following his release from the Milwaukee organization...Among the clubs he pitched with was the Anchorage Glacier Pilots in the Alaskan League...Also pitched in something called the Adult Diamond Amateur Baseball Association, requiring a \$35.00 entry fee plus umpires' fees...Spent his free time hanging drywall.

ML CAREER, '81-'82: Made his ML debut with San Diego on Apr 11, '81 vs San Francisco...Earned his 1st win at LA on Sep 30...Singled in his 1st ML at bat at San Diego on May 17...Has a .300 (10-3) lifetime batting average...Last big league decision was Sep 30, '82, when pitching for Houston he lost to San Francisco (managed by **Frank Robinson**), 7-6.

MINORS: Set a Texas League record with 26 saves in '80 at Amarillo...That mark stood until '89...Had made over 250 pro appearances before making his 1st start, July 24, '82 for Tucson.

PERSONAL: He and his wife, **Marge**, have 3 daughters: **Brittany** (5/15/88), **Amanda** (5/30/86) and **Bethany** (8/10/83)...Pitched for Fullerton State College and was 9-1 and 17-1 in 2 seasons at Cerritos Jr College...At Fullerton State, beat Pepperdine with 6.1 innings of relief to put his club into the College World Series...Graduated from Richard Gahr High School (CA).

ROBERT ANTHONY (TONY) CHANCE

59

Born: Oct 26, 1964

Height: 6'1"; **Weight:** 191


Bats, R; Throws, R

Position: Shortstop.

Birthplace/Residence: Born, raised and still lives in Charleston, WV.

Roster: Rochester.

Signed Originally with: Pittsburgh.



Year	Club	CLS	AVG.	G	AB	R	H	2B	3B	HR	RBI	BB	SO	SB	CS	HP
1983	Bradenton—1	R	.293	13	41	6	12	3	0	0	6	5	12	0	0	0
	Bradenton	R	.218	16	55	9	12	1	0	0	10	5	11	2	2	0
	Watertown	A	.148	41	115	13	17	2	0	0	14	17	47	5	2	3
1985	Macon-Gas.	A	.242	62	231	34	56	8	0	5	19	18	57	17	7	0
	Bradenton	R	.333	10	33	7	11	1	1	0	2	4	4	2	0	0
1986	Prince William	A	.233	19	60	5	14	1	2	2	11	3	15	4	2	0
	Macon	A	.232	108	366	52	85	12	3	17	55	38	99	18	2	3
1987	Salem	A	.318	133	525	99	167	23	6	23	96	50	104	26	13	10
1988	Harrisburg	AA	.219	56	196	26	43	8	2	3	10	20	48	9	4	2
	Salem	A	.213	54	207	25	44	7	0	5	26	9	51	3	3	3
1989	Mexico City	MEX	.255	67	259	41	66	6	4	11	42	17	66	8	3	2
	Harrisburg—2	AA	.143	4	14	1	2	1	0	0	2	0	4	0	0	0
	Hagerstown	AA	.268	67	246	34	66	15	4	8	44	14	65	11	3	5
1990	Rochester	AAA	.269	130	454	55	122	17	4	14	75	41	115	14	9	1
Pro Totals			.256	780	2802	407	717	105	26	91	412	241	698	119	50	29

- 1—Signed by Pittsburgh as free agent on 7/27/83.
- 2—Acquired by Orioles from Pittsburgh for pitcher Mike "Mississippi" Smith on 6/22/89.

1990: Excelled in post-season, batting a team-high .389 with 7 rbi in the Governor's Cup playoffs as Rochester downed Columbus to win their 2nd International League title in 3 years...His 75 rbi were tied for 7th in the IL...Led Rochester outfielders with 10 assists, tied for 5th in the IL.

Had a 2-homer game July 3 vs Nashville...In 35 games between June 28 and Aug 7, he batted .305 with 30 rbi in 35 games...Included was a 13-game hitting streak (.367, 49-18) in which he drove in 19 runs.

1989: Began the season on loan to the Mexico City Reds...Came to the Orioles organization in late June and helped Hagerstown go 15-6 down the stretch to finish one game shy of making the playoffs.

PRO CAREER: Spent 6 1/2 seasons in the Pirates' organization...After 7 seasons, had only 196 at bats above triple A (not including Mexico)...Had his best pro season in '87 while playing for Carolina League champion Salem...Finished 3rd in the league in hitting (.318), 4th in homers (23), and 5th in rbi (96)...Was also 1st in the CL in hits (167), total bases (271) and gwrbi (15).

TONY CHANCE (Cont)

FAMILY: His father, **Bob**, played 1st base with the Indians ('63-64), Senators ('65-'67) and Angels ('69)...His best season came with the Indians as a rookie in '64 when he batted .279 with 14 homers and 75 rbi in 390 at bats...Won the Eastern League triple crown in '63 while at Charleston.

63 MICHAEL (MIKE) KENNETH EBERLE

Born: June 6, 1965
Height: 6'2"; **Weight:** 200
Bats, R; Throws, R
Position: Catcher
Birthplace/Residence: Born and raised in Rapid City, SD...Resides in Terre Haute, IN.
Roster: Rochester.
Signed Originally with: Orioles.



Year	Club	CLS	AVG.	G	AB	R	H	2B	3B	HR	RBI	BB	SO	CS	SB	HP
1987	Newark—1	R	.325	24	77	9	25	8	0	1	17	5	14	0	0	0
1988	Hagerstown	A	.244	123	435	49	106	25	1	5	74	36	88	0	0	8
1989	Hagerstown	AA	.202	88	272	21	55	12	0	1	21	19	60	2	3	4
1990	Hagerstown	AA	.250	38	124	10	31	8	0	1	10	8	36	0	0	1
	Rochester	AAA	.233	19	43	1	10	0	0	0	4	1	13	0	0	0
Pro Totals			.239	292	951	90	227	53	1	8	126	69	211	2	4	13

1—Selected by Orioles in June '87 free agent draft (9th round).

1990: At Hagerstown and Rochester combined, he threw out 18 of 39 attempted base stealers (46%)...(The average success rate by catchers in the 2 leagues was 35%)...He and teammate **Craig Faulkner** tied for the Eastern League lead as the toughest to steal against...Each threw out 50%...Eberle tossed out 12 of 24 at Hagerstown and 6 of 15 at Rochester, 5th in the league.
 Spent parts of June-July-August at Rochester...Was batting a combined .285 at Hagerstown and Rochester thru July 19, but hit only .137 (51-7) the rest of the season: .147 (34-5) at Hagerstown and .118 (17-2) at Rochester.

1988: Led Carolina League catchers in fielding pct. (.991), games (112), and total chances (807)...Finished 2nd in caught stealing pct. (.480)...Only 2 other players in the O's minor league system had more rbi than his 74 and only one had more doubles (25).

AMATEUR: Played baseball at Indiana State where the Sycamores were 150-61 in his 3 years...Batted .388 (hr-13) as a freshman...Was All-Missouri Valley Conference catcher in '86 and '87...Helped team to 48-21 record and a 15th national ranking in '86...Played football and basketball at Rapid City (SD) Central High School...The school didn't have a baseball program.

PERSONAL: Married the former **Jacqueline Marie Johnson** on Jan 14, '89...His sister, **Kathy**, is a professional dancer.


PRESIDENTIAL VISITS

The Orioles are 4-1 lifetime with President Bush in attendance (3-1 at home). Last year the president attended only one game, July 16 at Memorial Stadium vs Texas (his son **George** is a general partner of the Rangers). The Birds won on a bases loaded walk to **Mickey Tettleton** in the bottom of the 9th.

Before President Bush, however, the Orioles luck in front of chief executives was all bad, 0-4 (0-3 for **Mr. Reagan** and 0-1 for **Mr. Carter**). On opening day '89, the O's set what is believed to be a major league record when they hosted two incumbent presidents—**Mr. Bush** and **Hosni Mubarak** of Egypt.

MICHAEL KENDALL (MIKE) FLANAGAN 46

Born: Dec 16, '51
Height: 6'0"; **Weight:** 195
Bats, L; Throws, L
Position: Pitcher
Birthplace/Residence: Born and raised in Manchester, NH...Resides in Timonium, MD.
Contract: Came to camp on a tryout basis without a contract.
Tenure: 14 years, 35 days.
Signed Originally with: Orioles.



Year	Club	CLS	W-	L	ERA	G	GS	CG	SHO	SV	IP	H	R	ER	BB	SO
1973	Miami—1	A	4-	1	2.21	11	10	2	1	0	61	39	21	15	25	61
1974	Miami	A	6-	6	2.10	14	14	6	1	0	103	67	32	24	48	119
	Asheville	AA	6-	4	1.82	11	11	7	*3	0	84	61	19	17	18	62
1975	Rochester	AAA	13-	4	2.50	27	25	10	4	0	173	155	58	48	56	135
	Baltimore	AL	0-	1	2.70	2	1	0	0	0	10	9	4	3	6	7
1976	Rochester	AAA	6-	1	2.12	7	7	6	1	0	51	40	16	12	14	24
	Baltimore	AL	3-	5	4.13	20	10	4	0	0	85	83	41	39	33	58
1977	Baltimore	AL	15-	10	3.64	36	33	15	2	1	235	235	100	95	70	149
1978	Baltimore	AL	19-	15	4.04	40	40	*17	2	0	281	271	128	126	87	167
1979	Baltimore	AL	*23-	9	3.08	39	38	16	*5	0	266	245	107	91	70	190
1980	Baltimore	AL	16-	13	4.12	37	37	12	2	0	251	278	121	115	71	128
1981	Baltimore	AL	9-	6	4.19	20	20	3	2	0	116	108	55	54	37	72
1982	Baltimore	AL	15-	11	3.97	36	35	11	1	0	236	233	110	104	76	103
1983	Baltimore	AL	12-	4	3.30	20	20	3	1	0	125.1	135	53	46	31	50
1984	Baltimore	AL	13-	13	3.53	34	34	10	2	0	226.2	213	103	89	81	115
1985	Hagerstown	AA	0-	0	0.00	1	1	0	0	0	6.0	1	0	0	4	5
	Baltimore	AL	4-	5	5.13	15	15	1	0	0	86	101	49	49	28	42
1986	Baltimore	AL	7-	11	4.24	29	28	2	0	0	172	179	95	81	66	96
1987	Baltimore—2	AL	3-	6	4.57	17	17	4	0	0	102.1	106	57	52	37	58
	Rochester	AAA	0-	0	3.00	3	3	0	0	0	12	12	5	4	3	10
	Toronto	AL	3-	2	2.37	7	7	0	0	0	49.1	46	15	13	15	43
1988	Toronto	AL	13-	13	4.18	34	34	2	1	0	211	220	106	98	80	99
1989	Toronto	AL	8-	10	3.93	30	30	1	1	0	171.2	186	82	75	47	47
1990	Toronto—3	AL	2-	2	5.31	5	5	0	0	0	20.1	28	14	12	8	5
ML Totals			165-	137	3.88	421	404	97	19	1	2644.2	2676	1240	1142	843	1427

All-Star Game Record (Did not play)
 1978 American

Championship Series Record

1979	Baltimore	AL	1-	0	5.14	1	1	0	0	0	7.0	6	6	4	1	2
1983	Baltimore	AL	1-	0	1.80	1	1	0	0	0	5.0	5	1	1	0	1
1989	Toronto	AL	0-	1	10.38	1	1	0	0	0	4.1	7	5	5	1	3
LCS Totals			2-	1	5.51	3	3	0	0	0	16.1	18	12	10	2	6

World Series Record

1979	Baltimore	AL	1-	1	3.00	3	2	1	0	0	15.0	18	7	5	2	13
1983	Baltimore	AL	0-	0	4.50	1	1	0	0	0	4.0	6	2	2	1	1
WS Totals			1-	1	3.32	4	3	1	0	0	19.0	24	9	7	3	14

*Led League * Tied for League Lead
 1—Selected by Orioles in June '73 free agent draft (7th round)
 2—Traded to Toronto by Orioles for Pitchers Oswald Peraza and Jose Mesa on 8/31/87.
 3—Invited by Orioles to '91 spring training without a contract.

Low Hitters: **2**, (May 23, '78 vs Det at Bal); **3, 11 times**, (latest July 14, '84 vs Chi at Bal); **4, 8 times**, (latest May 3, '89 vs Oak at Tor).
Strikeout Highs: **13, twice**, (Sep 27, '77 vs Det at Bal and June 30, '78 vs Bos at Bal); **12**, (Aug 15, '79 vs Chi at Bal, 12 inn.).
Walk Highs: **8**, (Sep 19, '76 at Cle); **7, 3 times**, (latest Apr 22, '88 at NY).
Winning Streak: **8**, (Aug 9 thru Sep 13, '79); **7**, (Aug 17 thru Sep 19, '82); **6, 4 times**, (latest Apr 6 thru May 11, '83).
Losing Streak: **8**, (Sep 2, '86 thru May 7, '87).

1990 SEASON SUMMARY

Began the season as Toronto's #4 starter and won his 1st 2 starts, 7-1 over Texas on Apr 12 and 8-2 over the Orioles on Apr 17...Worked 5 innings both games, his longest outings of the season...Went 0-2 in his next 3 starts (era-8.71, ip-10.1, h-19, er-10) and was released on May 8 when rhp **Steve Cummings** was recalled from Syracuse...Last appearance was a 3-1 loss to Detroit on May 4.

MIKE FLANAGAN (Cont)

MAJOR LEAGUE CAREER

2ND BEST ALL-TIME AT MEMORIAL STADIUM... Has 2nd the best career record at Memorial Stadium in Orioles history (min. 50 decisions) with an 80-39 mark as an Oriole, a .672 winning percentage...Only **Dick Hall** (38-18, .679) has a better one...Lost his only 2 decisions here as a Blue Jay giving him overall mark of 80-41.

LIFETIME RECORD IN EACH PARK: Has a win in 16 AL ballparks...**BAL** (80-41)...**BOS** (5-5)...**CAL** (1-5)...**CHI** (5-5)...**CLE** (2-8)...**DET** (7-8)...**KC** (5-12)...**MIL** (4-9)...**MIN** 3-7 in the Metrodome, 4-0 at Metropolitan Stadium...**NY** (8-5 at Yankee Stadium, 0-1 at Shea)...**OAK** (11-1)...**SEA** (6-5)...**TEX** (2-7)...**TOR** 16-15 at Exhibition Stadium, 6-2 at SkyDome).

AMONG ACTIVES: Is 12th among active pitchers with 165 career wins, 4th most among active southpaws behind **Jerry Reuss** (220), **Frank Tanana** (207), and **John Candelaria** (174)...Is one of 8 actives with 400+ starts and one of 10 with 100+ complete games.

ACTIVE MAJOR LEAGUE PITCHING LEADERS

Wins	Innings	Starts	Complete Games
Ryan 302	Ryan 4990.1	Ryan 706	Blyleven 241
Blyleven 279	Blyleven 4836.1	Blyleven 661	Ryan 218
Reuss 220	Reuss 3668.2	Reuss 547	Morris 154
Reuschel 214	Tanana 3580	Reuschel 528	Tanana 137
Tanana 207	Reuschel 3539	Tanana 520	Reuss 127
Morris 198	Hough 3106.2	Knepper 413	Valenzuela 107
Hough 186	Morris 3043.1	Morris 408	Reuschel 102
Welch 176	Eckersley 2815.1	Flanagan 403	Flanagan 101
Candelaria 174	D. Martinez 2711.1	Stieb 382	Stieb 101
Eckersley 169	Knepper 2707.2	Clancy 381	Eckersley 100
Stieb 166	Stieb 2667		
Flanagan 165	Flanagan 2637		

ORIOLES ALL-TIME: His 139 wins as an Oriole are 4th in club history...also 3rd in strikeouts (1,225) and innings (2,184.2); 4th in complete games (98) 6th in games (344) and 7th in shutouts (17)...Is the Orioles all-time career leader with 61 "pickoffs."

LIFETIME VS THE AL: **Bal** (2-3, 3.10, ip-29, h-26, er-10)...**Bos** (11-9, 4.41, ip-159.1, h-184, er-78)...**Cal** (6-8, 5.30, ip-130.2, h-148, er-77)...**Chi** (12-9, 4.14, ip-171.2, h-159, er-79)...**Cle** (8-11, 4.23, ip-195.2, h-204, er-92)...**Det** (17-11, 3.41, ip-282.2, h-276, er-107)...**KC** (11-16, 3.57, ip-189.1, h-199, er-75)...**Mil** (11-16, 5.15, ip-192.1, h-219, er-110)...**Min** (17-12, 3.71, ip-237.2, h-234, er-98)...**NY** (13-11, 4.22, ip-253.2, h-276, er-119)...**Oak** (18-7, 3.50, ip-213.1, h-200, er-83)...**Sea** (15-7, 3.15, ip-214.1, h-182, er-75)...**Tex** (7-9, 4.25, ip-159, h-153, er-75)...**Tor** (17-7, 2.77, ip-208, h-188, er-64).

SINCE HE'S BEEN GONE: Was 26-27 with Toronto (3.94, gs-76, ip-452.1, er-198).

MISCELLANEOUS: Has made only 2 errors in his last 177 starts since August '83...Has 35 career wins in September-October, his most for any month...His last relief appearance was Aug 7, '86 vs Texas.

FLANNY'S BEST LINES

Perhaps the wittiest player to ever don an Orioles uniform, Mike has long been known to keep the clubhouses loose. With the help of Sports Illustrated's **Tim Kurkjian**, below is some of Flanny's best material:

—On the automobile he received when 1st coming to the Blue Jays (all Toronto players are given Blue Jays rental cars to use during the season)...“I could tell it had been **Phil Niekro's** rental car, I found his false teeth in the glove compartment.”

—When the Orioles Bird fell off the dugout in 1986 he advised, “Take 2 worms and call me in the morning.”

—A '79 **Cy Young** Award winner, Flanny devised the following Cy Young Glossary in 1980 when teammate **Steve Stone** was on his way to winning the award...Since he had just won the award, Mike was Cy Young. Teammate **Jim Palmer** was Cy Old, Stone was Cy Present, **Scott McGregor** Cy Future, **Storm Davis** was Cy Clone (clone of **Jim Palmer**)...Cy-Bex (a rehab instrument) was a pitcher who had been hurt and Cy-Anarah (Sayonara) was the term used when a pitcher's career was finished.

—On the SkyDome's retractable roof: “I wish it had retractable fences”.

—On teammate **Mike Boddicker's** fastball after Boddicker had just pitched a game at Exhibition Stadium: “We had him throwing 88 miles per hour on the radar gun, but with the Canadian exchange rate it was only 83.”

—Some of his better nicknames: **Ruben Scare-ya (Sierra)**, **Jose Don't-make-a-mistake-o (Canseco)** and Tony Obsolete-o (when former major leaguer **Tony Solaito** was released).

—On the difference between spring training on the West Coast as opposed to the East Coast: “No armed guards in the parking lots”.

PREVIOUS CAREER HIGHLIGHTS

BLUE JAYS 1987-89: Went from the Orioles to the Jays on Aug 31, '87, hours before the deadline to make him eligible for post-season...Blue Jays chartered a private jet to get him there...Acquired for pitchers **Jose Mesa** and **Oswald Peraza**...Named Toronto “Pitcher of the Month” in his lone month with Jays that season...Had memorable 11-inning (no decision) performance Oct 3 at Detroit in the 161st game of the season which could have clinched a tie for the AL East title...Jays lost 3-2 in 13 and Tigers won again the following day to win crown.

In '88, led the Jays in starts (34, 10th in the AL), innings (211), and was 2nd in wins (13, behind **Dave Stieb**-16)...Lost 6 of last 7 decisions after 12-7 start.

In '89, lefties batted .206 against him...Missed some time due to sore left shoulder and freak eye injury sustained in KC hotel room.

1987, ORIOLES: Lost 1st 5 decisions, then went on disabled list in mid-May (elbow)...Earned 1st win July 18 at KC, snapping a personal 8-game losing streak, longest of career.

1986: Started the season opener and lost 6-4 to Cleveland's **Ken Schrom**...Was 1-5 thru first 3 months, 6-3 in July and August, but 0-3 in September.

1985: Missed 1st half with Achilles tendon injury suffered in January while playing basketball.

1984: Allowed 1st grand slam of career Aug 31 to Seattle's **Jim Presley**...Was 5-1 in June, but 1-5 in July.

1983: Jumped off to his fastest start ever at 6-0, best start by an Oriole since **Dave McNally** went 15-0 to open the '69 season. Injured ligaments in left knee in his next start on May 17 (1st gm) and was out the next 11 1/2 weeks...Returned Aug 7, and after losing 1st 2 starts he went 6-1 during O's 34-10 stretch run Aug 13 thru Sep 25...Beat Chicago in game #3 of '83 LCS, 11-3.

1982: Was only 8-10 on Aug 13, but won 7 of last 8 decisions including 7 in a row, Aug 17-Sep 19...His final victory of the year (Sep 19 vs Cle.) was career win #100.

1980-81: Arm trouble marred both seasons following his Cy Young season...Despite arm troubles in '80, his 37 starts were tied for 2nd in the AL with **Dennis Leonard**...Between June 27, '77 and May 16, '80, he was 59-28 (.678).

1979, CY YOUNG: Won Cy Young award after leading the majors with 23 wins...Captured 26 of 28 1st place votes and had 2 seconds...Went 13-3 with 10 complete games in his last 18 starts after July 7...Won 8 straight starts, Aug 8-Sep 13.

1978: Had 17 wins on Aug 26, but lost a bid for 20 wins when Detroit beat him, 5-4, on the final day of the season...Was one of 3 to beat NY's **Ron Guidry**.

1975-76: On Sep 5, '75 he made his major league debut, a no decision against the Yankees...His 1st big league decision was a 3-2 loss at Shea Stadium to Yankees' **Larry Gura**...It wasn't until Sep 1, '76 vs KC that he earned his 1st win, after an 0-5 start.

MINOR LEAGUE/AMATEUR CAREERS

MINORS: Was 35-16 in 3 plus minor league seasons including 19-5 in 1 1/2 seasons at Rochester...Was International League's top lefty in '75 (**Scott McGregor** won the award the following year).

SIGNING: Was Orioles 7th round pick in June '73 draft...Probably would have been picked earlier except for elbow problems that developed originally in high school...Was signed by **John Stokoe**, who was convinced his arm was sound again.

MIKE FLANAGAN (Cont)

AMATEUR: Was drafted in '71 by Houston but opted to go to U. of Massachusetts...Was 12-1 in 2 years at U of Mass...In one regional tournament game in '73, he hit 3 homers, struck out 15 and pitched a one-hitter against Maine...Was starting guard on U of Mass basketball team that went 18-1...Once played against **Julius Erving** in a frosh-varsity game.


Played baseball and basketball for 4 years at Memorial High School in Manchester, NH...Once struck out 31 batters in an extra-inning game...Didn't pitch as a senior due to sore elbow...Holds New Hampshire schoolboy record for most points in a state championship basketball game (44).

PERSONAL: Mike's father, **Edward**, was a pitcher in the Red Sox organization (late 40's, early 50's) and his grandfather, **Edward Sr.**, signed a pro contract in '13...He and his wife, the former **Kathy Welsh**, were married Jan 14, '77...On July 9, '82, **Kathy** gave birth to their 1st child-8 pound, 8 oz. **Kerry Ellen**. She was the 1st "in vitro fertilization" baby born in America thru normal delivery...Their 2nd child, **Kathryn Kendall**, was born Oct 10, '86.

60

TODD GERARD FROHWIRTH

Born: Sep 28, '62
Height: 6'4"; **Weight:** 204
Bats, R; Throws, R
Position: Pitcher
Birthplace/Residence: Born, raised and still lives in Milwaukee, WI.
Roster: Rochester.
Tenure: One year, 73 days.
Signed Originally with: Philadelphia.



Year	Club	CLS	W	L	ERA	G	GS	CG	SHO	SV	IP	H	R	ER	BB	SO
1984	Bend-1	A	4	4	1.63	29	0	0	0	11	49.2	26	17	9	31	60
1985	Peninsula	A	7	5	2.20	54	0	0	0	18	82	70	33	20	48	74
1986	Reading	AA	0	4	3.21	29	0	0	0	12	42	39	20	15	10	23
	Clearwater	A	3	3	3.98	32	0	0	0	10	52	54	29	23	18	39
1987	Reading	AA	2	4	1.86	36	0	0	0	19	58	36	14	12	13	44
	Maine	AAA	1	4	2.51	27	0	0	0	10	32.1	30	12	9	15	21
	Philadelphia	NL	1	0	0.00	10	0	0	0	0	11	12	0	0	2	9
1988	Philadelphia	NL	1	2	8.25	12	0	0	0	0	12	16	11	11	11	11
	Maine	AAA	7	3	2.44	49	0	0	0	13	62.2	52	21	17	19	39
1989	Scranton	AAA	3	2	2.23	21	0	0	0	7	32.1	29	11	8	11	29
	Philadelphia	NL	1	0	3.59	45	0	0	0	0	62.2	56	26	25	18	39
1990	Scranton	AAA	9	7	3.04	67	0	0	0	21	83	77	34	28	32	56
	Philadelphia-2	NL	0	1	18.00	5	0	0	0	0	1	3	2	2	6	1
ML Totals			3	3	3.95	72	0	0	0	0	86.2	87	39	38	37	60
Pro Totals			39	39	2.77	416	0	0	0	121	580.2	500	230	179	234	445

1—Selected by Philadelphia in June '84 free agent draft (13th round).
 2—Signed by Orioles as 6-year free agent on 12/12/90.

Strikeout High: 6, (Aug 23, '89 vs SD)

Longest Outing: 3 innings, 4 times, (latest Aug 23, '89 vs SD)

1990: At Scranton-Wilkes Barre, appeared in more games than any other Triple A pitcher (67) and led the International League with 21 saves...It was the 4th time he has led a minor league in saves...Also led: Northwest League in '84, the Carolina League in '85 and the Eastern League in '87...Has 104 minor league saves.

He saved 44% of all Scranton-Wilkes Barre's games (30 of 68)...Named to IL all-star squad.

Began the season with the Phillies, but was assigned to Scranton-Wilkes Barre in April and didn't return to the majors...Lost his only decision on Apr 17 at Montreal...Last appearance was Apr 25 vs Cincinnati.

1989: Spent all but 6 weeks with the Phillies...Had the longest consecutive scoreless inning streak on the staff (16.1 innings)...Earned his last ML win on July 18 over Cincinnati.

1988: Ranked 4th in the International League in saves...Was with the Phillies, June 14-July 3, and earned a win over the Cubs and **Rick Sutcliffe** on June 22.

ML DEBUT, '87: Made his major league debut Aug 10 and earned his 1st big league win that night, 4-2 over the Cubs' **Jamie Moyer**...Named the winner of the **Paul Owens Award** as the Phils' Minor League Pitcher of the Year...Led the Eastern League in saves despite pitching only one week there after June 29, the date he was promoted to Maine...Went from Triple A Maine to the Phils the day of his ML debut (see above).

EARLY CAREER: A sidearm pitcher when he 1st signed, he further accentuated his style after watching **Kent Tekulve** pitch on TV...In '86 he had the distinction of leading 2 different teams in saves...Tied for Clearwater club lead (10) and led Reading (12).


AMATEUR: Graduate of Messmer High School in Milwaukee...Attended Waukesha Technical Institute for 2 years (played baseball and basketball) and Northwest Missouri State University for 2 years, and played baseball while majoring in physical education.

PERSONAL: Pronounced FRO-worth...Married **Jacqueline Vincent** (9/20/86).

PAUL NELSON KILGUS

66

Born: Feb 2, '62
Height: 6'1"; **Weight:** 185
Bats, L; Throws, L
Position: Pitcher
Birthplace/Residence: Born, raised and still lives in Bowling Green, KY.
Roster: Rochester.
Tenure: 2 years, 169 days.
Signed Originally with: Texas.



Year	Club	W	L	ERA	G	GS	CG	SHO	SV	IP	H	R	ER	BB	SO
1984	Tri-Cities-1	7	5	2.87	14	14	0	0	0	78.1	87	38	25	31	60
1985	Salem	3	1	2.03	38	0	0	0	10	84.1	69	28	19	26	67
1986	Tulsa	3	7	3.73	41	7	2	0	7	24.2	23	12	11	10	14
1987	Oklahoma	2	0	4.01	21	0	0	0	0	89.1	95	45	41	31	42
1987	Texas	2	7	4.13	25	12	0	3	0	203.1	190	105	94	71	88
1988	Texas-2	12	15	4.16	32	32	5	3	0	9	9	3	3	2	5
1989	Iowa	1	0	3.00	1	1	0	0	0	145.2	164	90	71	49	61
1989	Chicago (NL)-3	6	10	4.39	35	23	0	0	2	126	116	47	41	39	75
1990	Syracuse	6	8	2.94	20	17	7	1	0	16.1	19	11	11	7	7
1990	Toronto-4	0	0	6.06	11	0	0	0	0						
Major League Totals		20	32	4.30	103	67	5	3	2	454.2	468	251	217	158	198

League Championship Series Record

Year	Club	W	L	ERA	G	GS	CG	SHO	SV	IP	H	R	ER	BB	SO
1989	Chicago (NL)	0	0	0.00	1	0	0	0	0	3	4	0	0	1	1

1—Selected by Texas in June '84 draft (4th round).
 2—Traded to Chicago Cubs with infielder Curtis Wilkerson and pitchers Mitch Williams and Steve Wilson for pitchers Drew Hall and Marnie Mayer and 1st baseman Rafael Palmeiro Dec 5, '88...Cubs acquired infielder Luis Benitez and outfielder Pablo Delgado to complete the deal Dec 6, '88.
 3—Traded to Toronto for pitcher Jose Nunez Dec 7, '89.
 4—Acquired from Toronto organization in deal for pitcher Mickey Weston on Dec 14, '90 (Rochester contract).

Low Hitters: 1, (May 21, '88 vs Min at Tex); 4, (May 11, '88 vs Bal at Tex).

Strikeout High: 10, (Aug 26, '88 vs Tor at Tex).

Walk High: 5, (Aug 1, '87 vs Bal at Tex).

Winning Streak: 3, (May 1 thru 11, '88).

Losing Streaks: 4, 3 times, (latest June 15 thru July 15, '89).

1990, BLUE JAYS: Was with the Blue Jays in April and for part of June...In his only 5 appearances in June he didn't allow a run in 6.1 innings...Longest outing with the Jays was 3.1 innings on Apr 11 vs Texas.

At Syracuse, finished 5th in the International League in ERA and 4th in complete games (7), despite making only 17 starts...Two of his 6 wins came against Rochester (1.40).

1989, CUBS: Began the season in the eventual NL East champion Cubs' starting rotation...In April, lost 2 shutouts in the 9th inning on unearned runs,

PAUL KILGUS (Cont)

but still won both...Remained in rotation thru June 19...Spent all season except 10 days with Cubs (Aug 21-31, was at Iowa).

1988-87, RANGERS: Made his major league debut with the Rangers on June 7, '87 at Minnesota...Recorded the Rangers' only 2 victories by a lefthanded starter that season...In his 1st ML start on July 21 vs Toronto he held the Jays hitless until the 6th...In next start on July 26 he earned 1st win, 11-3 over Cleveland and **Scott Bailes**.

In '88, tied for 5th in the AL with 3 shutouts in his only full season in the majors...Was 2nd on the staff in starts (32) and wins (12)...Earned his 1st ML shutout and complete game vs O's at Texas on May 11, 8-0 over **Mark Williamson**...Retired 21 straight batters vs Twins on May 21 before yielding an 8th inning double by **Gary Gaetti**...Settled for 1-hit, 3-0 win...Allowed 2 earned runs or less in 15 of 32 starts and 3 earned runs or less 19 times.

LAST ML WIN: On July 25, '89 for the Cubs over St. Louis, 4-2.

LIFETIME VS THE AL: **Bal** (1-4, 7.28, ip-29.2, er-24)...**Bos** (2-0, 0.57, ip-15.2, er-1)...**Cal** (0-2, 5.91, ip-21.1, er-14)...**Chi** (0-4, 5.81, ip-26.1, er-17)...**Cle** (2-0, 3.21, ip-14, er-5)...**Det** (0-2, 3.38, ip-24, er-9)...**KC** (0-2, 5.70, ip-23.2, er-15)...**Mil** (2-2, 2.86, ip-28.1, er-9)...**Min** (2-1, 4.24, ip-23.1, er-11)...**NY** (2-0, 4.22, ip-21.1, er-10)...**Oak** (0-2, 5.89, ip-18.1, er-12)...**Sea** (2-2, 3.00, ip-33, er-11)...**Tex** (0-0, 13.50, ip-3.1, er-5)...**Tor** (1-0, 3.47, ip-23.1, er-9).

43RD ROUND PICK: Of the 839 players picked in the June, '84 draft, he was selected 820th by the Texas Rangers (43rd round).


AMATEUR CAREER: Pitched 4 years at the University of Kentucky in Lexington...Pitched one-hit shutout in 1st collegiate game in '81...Lettered in baseball and football at Bowling Green, KY High School...Earned all-state baseball honors as a senior with 10-1 record and 1.00 era...Was a defensive back and punter on football team which had 39-5 record during his 4 years.

PERSONAL: Graduated from Univ of Kentucky in June '84 with a B.S. degree in biology...Married the former **Lisa Marie LaGrange** on Sep 3, '85...They have one child, **Brandon Paul** (8/6/89).

56

RODNEY (ROD) B. LOFTON

Born: Oct 7, 1967
Height: 6'0"; **Weight:** 160
Bats, R; Throws, R
Position: Shortstop
Birthplace/Residence: Born, raised and still lives in East St. Louis, IL.
Roster: Rochester.
Signed Originally with: Orioles.



Year Club	CLS	AVG.	G	AB	R	H	2B	3B	HR	RBI	BB	SO	SB	CS	HP
1988 Erie—1	A	.300	72	250	40	75	13	1	0	37	35	29	37	7	3
1989 Frederick	A	.243	127	473	65	115	9	2	0	29	56	72	62	21	2
1990 Frederick	A	.556	2	9	1	5	1	0	0	2	0	1	2	0	0
Hagerstown	AA	.272	89	294	35	80	7	2	0	34	23	50	24	4	2
Rochester	AAA	.143	14	28	3	4	0	0	0	2	7	1	1	0	0
Pro Totals		.265	304	1054	144	279	30	5	0	102	116	159	126	33	7

1—Selected by Orioles in June '88 free agent draft (14th round).

TOUGH TO THROW OUT: In '90, stole 24 of 28 bases, an 86% success rate, 2nd best in all of Double A ball...For the season overall, stole 27 bases out of 32 tries (84%), making him the toughest to throw out in the Orioles' organization...During his pro career has been successful on 126 of 159 tries, a 79% pct.

1990: One of 2 players in O's system to see time at Class A-AA-AAA...Batted a combined .277 (321-89) at all 3 levels...Began the season at Hagerstown (AA), spent 2 games at Frederick (A) on rehab from a wrist injury...Was with Rochester (AAA), Aug 6-26.

Batted .325 (83-27) at Hagerstown after July 25...Had two 4-hit games: Apr 17 vs Williamsport and Aug 28 at Canton-Akron.

1989: Led the Carolina League with 62 stolen bases, more than one entire team in that league-Lynchburg (53)...Reached base 172 times via hit or walk, and attempted to steal 83 times.


1988: One of 13 players in the NY-Penn League to hit .300 + ... Finished 4th in the league in steals.

PERSONAL: Is a 1985 graduate of East St. Louis Sr High School...Attended Grambling State University, where he was All-Southwest Athletic Conference in 1988.

REYENALDO IGNACIO (CHITO) MARTINEZ

64

Born: Dec 19, '65
Height: 5'10"; **Weight:** 180
Bats, L; Throws, L
Position: Outfield
Birthplace/Residence: Born in Belize, Central America...Grew up in New Orleans, LA...Lives in Metairie, LA.
Roster: Rochester.
Signed Originally with: Kansas City.



Year Club	CLS	AVG.	G	AB	R	H	2B	3B	HR	RBI	BB	SO	SB	CS	HP
1984 Eugene—1	R	.301	56	176	18	53	12	3	0	26	24	38	4	4	0
1985 Fort Myers	A	.262	76	248	35	65	9	5	0	29	31	42	11	5	1
1986 Memphis	AA	.304	93	283	48	86	16	5	11	44	42	58	4	4	2
1987 Omaha	AAA	.215	35	121	14	26	10	1	2	14	11	43	0	0	0
Memphis	AA	.261	78	283	34	74	10	3	9	43	33	94	5	3	1
1988 Memphis	AA	.227	141	485	67	110	16	4	13	65	66	130	20	3	1
1989 Memphis	AA	.243	127	399	55	97	20	2	23	62	63	137	3	3	1
1990 Omaha—2	AAA	.264	122	364	59	96	12	8	21	67	54	129	6	6	3
Pro Totals		.257	728	2359	330	607	105	31	79	350	324	671	53	28	9

1—Selected by Kansas City in '84 free agent draft (6th round).
2—Signed by Orioles as 6-year minor league free agent on 11/16/90.

1990: Led the American Association in slugging (.514) at Omaha...Finished 2nd with 21 homers, one of only 2 players with 20+ homers in the league (Oklahoma City's **Juan Gonzales** was the other)...Hit 3 homers in a game on May 17 against Iowa...Fanned 129 times, most in the league.

Rocked Rochester: Led Omaha to a 4 games to one victory over Rochester in the Triple A Alliance championship series...Was 8-for-21 (.381) with one homer and 6 rbi...Delivered a game-winning single in Omaha's 12-inning, 5-4 win in game #3...In the 5th and final game, he was 2-for-3 with a homer and 4 rbi.

ASSISTS/HOMERS: Has averaged 19 homers (57 hrs) and 20 outfield assists (59 assists) over the last 3 seasons...In '90, finished 2nd in the American Association with 18 assists...In '88 and '89 he led the Southern League (AA) with 23 and 18 respectively.

Didn't hit his 1st pro homer until his 145th game (10th game of his 3rd pro season), but has averaged one homer every 7.5 games since then (79 homers in 587 games).

1988-1989: In '89, was 4th in the Southern League in slugging and led the league with 137 strikeouts...Set a SL record when he homered in 5 consecutive games and had 9 round trippers in 11 games, Aug 12-21...In '88, played in 141 games, tied for 3rd in the SL, and was 6th in strikeouts.

EARLY CAREER: In '87 he attended KC's big league spring training camp...Missed 51 games in '86 due to a pulled muscle in his right leg...In '84, he finished 4th in the Northwest League in batting (.301).

AMATEUR: Graduated Brother Martin High School (New Orleans) in '84...After his junior season he was named '83 American Legion Player of the Year.

42

MICHAEL (MIKE) COLE MUSSINA

Born: Dec 8, '68

Height: 6'2"; Weight: 185

Bats, R; Throws, R

Position: Pitcher

Birthplace/Residence: Born in Williamsport, PA...Grew up and lives in Montoursville, PA.

Roster: Rochester.

Signed Originally with: Orioles.



Year	Club	CLS	W	L	ERA	G	GS	CG	SHO	SV	IP	H	R	ER	BB	SO
1990	Hagerstown-1	AA	3	0	1.49	7	7	2	1	0	42.1	34	10	7	7	40
	Rochester	AAA	0	0	1.35	2	2	0	0	0	13.1	8	2	2	4	15
Pro Totals			3	0	1.46	9	9	2	1	0	55.2	42	12	9	11	55

1—Selected by Orioles in June '90 free agent draft (1st round).

Pitches: Fastball, knucklecurve, sinker, change-up.

PRO DEBUT: Signed with the Orioles July 2, 1990, after he was taken on the 1st round in the June 4 draft...His official debut came July 19 against the Canton-Akron Indians at Canton's Thurman Munson Memorial Stadium before 6,752...Worked 4 scoreless innings (h-2, bb-0, so-4) pitching against Indians' **John Farrell**, who was on rehab assignment...Mussina actually pitched 5 days earlier, but the game was rained out after 2 innings.

HAGERSTOWN-ROCHESTER: In his 11 pro starts (including 2 in post-season for Rochester), he allowed more than 2 earned runs only once and didn't allow an earned run in 5 of them...After walking 3 batters in his 2nd pro appearance July 25, he walked only 8 batters the final 63.1 innings, none in 14.2 post-season innings for Rochester.

Earned 1st win on July 31, when he went 7 shutout innings for Hagerstown (h-4, so-9, bb-0) to beat New Britain, 7-0...Fanned a career-high 10 in 1st complete game, a 2-1 decision over Albany on Aug 16.

In his last 5 regular season starts (3 at Hagerstown and 2 at Rochester), he allowed only 3 earned runs in 36.2 innings...Suffered his only loss so far as a pro on Sep 7 in the International League Championship Series, 2-1 to Columbus.

COLLEGE: In '90, was 14-5 with a 3.35 era (ip-149, so-111, bb-35) in 20 games, all starts, as a junior at Stanford...Tied the school record for most wins in a season, also held by **Jeff Ballard**, who won 14 in '85...Tied for 7th in the nation in wins and 6th in innings pitched...Mussina helped lead the Cardinal to a 59-12 record and a #3 ranking.

Finished career with a 25-12 record, tied for the 6th most wins in Stanford history...Worked 328.1 career innings, 5th in school history.

Strained tendon in right elbow limited him to only 45.7 innings in 1989...Was 9-4 as a freshman in '88 on Stanford's national championship team...All 9 wins came against nationally ranked teams.

FIRST TIME AROUND: Signed a national letter intent to attend Stanford, but O's drafted him in June '87 in the 11th round anyway.

HIGH SCHOOL CAREER: Named the 1986 and 1987 Pennsylvania Baseball Player of the Year while at Montoursville High School, where he compiled a 24-4 career record with a 0.87 era...He was 7-0 and batted .416 as a senior and was 8-1 with a .373 batting mark as a junior.

Also a standout in baseball and football...Played wide receiver, defensive back and placekicker...Holds county career records for field goals (18), extra points (84), and touchdown receptions (14)...Averaged 24 points per game during 3-year career as a starting point guard.

PERSONAL: Finished his degree in economics from Stanford in December...It took him only 3 1/2 years to get it...Single.

230

JAMES ALVIN PALMER

22

Born: 10/15/45

Height: 6'3"; Weight: 195

Bats, R; Throws, R


Position: Pitcher

Birthplace/Residence: Born in New York City, but grew up in Los Angeles, CA and Scottsdale, AZ...Has lived in Baltimore area for more than 25 years...Now resides in Brooklandville area.

Contract Status: Came to camp on a tryout basis without a contract.

Tenure: 18 years, 12 days.

Signed Originally with: Orioles.



See Jim's biography on pages 116-118.

Jim's comeback attempt is the first ever by a Major League Baseball Hall of Famer. However, it has been done twice in hockey and almost once in basketball. No NFL player has ever tried a comeback after being elected to the Football Hall of Fame.

Guy LaFleur is an active player in the NHL with the Quebec Nordiques as well as a Hockey Hall of Famer. He retired in '84 after a long career with Montreal and was voted into the Hall of Fame in the summer of '88. That fall he made his comeback with the New York Rangers. **Gordie Howe** retired from the Detroit Red Wings in '71 and was elected to the Hall in '72 (hockey has occasionally waived its 3-year waiting period). In '73 he made a comeback in the WHA to play with his sons **Mark** and **Marty**. He returned to the NHL when his club, the Hartford (then New England) Whalers came into the league following the WHA-NFL merger.

Boston's **Bod Cousy** retired from the NBA Celtics in '63, but came back to play for the Cincinnati Royals in '69-'70. However, he wasn't elected to the Basketball Hall of Fame until May '70, so it's all kind of academic.

JOSEPH (JOE) WALTER PRICE

16

Born: Nov. 29, 1956

Height: 6'4"; Weight: 215

Bats, R; Throws, L

Position: Pitcher

Birthplace/Residence: Born in Inglewood, CA...Resides in Poway, CA.

Roster: Rochester.

Tenure: 10 years, 34 days.

Signed Originally with: Cincinnati.



Low-Hitters: 2-Hitters-twice (Apr 11, '83 vs. Chi at Cin, July 27, '84 at LA).

Strikeout High: 10, (July 27, '84 at LA).

Walk High: 6, twice (July 27, '84 at LA, June 11, '89 at New York Yankees).

Winning Streaks: 5, 3 times (latest July 3-24, '83).

Losing Streaks: 3, 4 times (latest June 23 thru July 26, '89).

Pitches: Fastball, curveball, slider.

1990 SEASON SUMMARY

Finished 2nd on the staff in appearances (50), 2nd most of his pro career, despite a trip to the disabled list, June 29-July 15, with a lower back strain...Also had the 2nd best strikeouts-to-walks ratio on the staff (54-24) behind **Gregg Olson**.

Longest outing was 3.2 innings on May 1 vs California...Fanned a season-high 5 batters that game...Allowed only 9 of 47 inherited runners to score (81%) and stranded the last 15.

231

IN UNIFORM

JOE PRICE (Cont)

YEAR CLUB	W-L	ERA	G	GS	CG	SHO	SV	IP	H	R	ER	BB	SO
1977 Billings—1	6-5	3.73	15	13	4	0	0	94.0	83	50	39	42	97
1978 Tampa	10-4	1.47	23	21	9	1	0	165.0	123	40	27	51	128
Nashville	0-0	2.70	2	2	0	0	0	10.0	7	3	3	3	10
1979 Nashville	6-6	3.96	22	20	2	2	0	109.0	101	58	48	41	89
1980 Indianapolis	4-4	3.87	11	11	3	0	0	79.0	64	36	34	30	83
Cincinnati	7-3	3.57	24	13	2	0	0	111.0	95	45	44	37	44
1981 Cincinnati	6-1	2.50	41	0	0	0	4	54.0	42	19	15	18	41
1982 Cincinnati	3-4	2.85	59	1	0	0	3	72.2	73	26	23	32	71
1983 Cincinnati	10-6	2.88	21	21	5	0	0	144.0	118	46	46	46	83
1984 Cincinnati	7-13	4.19	30	30	3	1	0	171.2	176	91	80	61	128
1985 Cincinnati	2-2	3.90	26	8	0	0	1	64.2	59	35	28	23	52
1986 Cincinnati—2	1-2	5.40	25	2	0	0	0	41.2	49	30	25	22	30
1987 Phoenix	6-0	2.49	17	8	0	0	2	61.1	45	21	17	40	49
San Francisco—3	2-2	2.57	20	0	0	0	1	35.0	19	10	10	13	42
1988 San Francisco	1-6	3.94	38	3	0	0	4	61.2	59	33	27	27	49
1989 San Francisco—4	1-1	5.79	7	1	0	0	0	14	16	9	9	4	10
Boston—5	2-5	4.35	31	5	0	0	0	70.1	71	35	34	30	52
1990 Baltimore—6	3-4	3.58	50	0	0	0	0	65.1	62	29	26	24	54
M.L. Totals	45-49	3.65	372	84	10	1	13	906	839	408	367	337	857

League Championship Series Record

YEAR CLUB	W-L	ERA	G	GS	CG	SHO	SV	IP	H	R	ER	BB	SO
1987 S.F. vs. St.L.	1-0	0.00	1	0	0	0	0	5.2	3	0	0	1	7

- 1—Selected by Cincinnati in June '77 free agent draft (4th round).
- 2—Granted free agency on 11/12/86. Signed by San Francisco on 2/5/87.
- 3—Granted free agency on 11/9/87. Resigned by San Francisco on 12/9/87.
- 4—Granted free agency on 5/2/89. Signed by Boston on 5/6/89.
- 5—Declared free agency on 11/1/89. Signed by Orioles on 1/11/90.
- 6—Released by Orioles after '90 season. Signed Rochester contract in Feb '91.

Had a 2.06 era at home (ip-39.1, h-31, er-9), 2nd on the staff behind **Mark Williamson** (1.35)...Allowed more than one run only 4 times...In May he fanned 22 batters in 18.1 innings.

MAJOR LEAGUE CAREER

CAREER NOTES: His 372 ML appearances are 160 more app's than the runner-up Orioles pitcher (**Kevin Hickey**, 212)...In 288 career relief appearances he is 16-16 with 13 saves (3.27, ip-402.1, er-146) and in 84 starts he is 29-33 (3.95, ip-503.2, er-221).

LIFETIME VS THE AL: **Bal** (0-0, 3.38, g-1, ip-5.1, er-2)...**Bos** (0-0, 2.25, g-3, ip-4.0, er-1)...**Cal** (1-0, 5.00, g-9, ip-18.0, er-10)...**Chi** (1-0, 2.77, g-5, ip-13.0, er-4)...**Cle** (1-1, 7.71, g-4, ip-4.2, er-4)...**Det** (1-2, 3.31, g-11, ip-16.1, er-6)...**KC** (0-1, 12.70, g-5, ip-5.2, er-8)...**Mil** (1-1, 1.59, g-5, ip-11.1, er-2)...**Min** (0-2, 6.39, g-6, ip-12.2, er-9)...**NY** (0-1, 4.50, g-6, ip-10.0, er-5)...**Oak** (0-0, 2.61, g-6, ip-10.1, er-3)...**Sea** (0-0, 1.29, g-8, ip-14, er-2)...**Tex** (0-0, 2.57, g-7, ip-7.0, er-2)...**Tor** (0-1, 2.70, g-5, ip-3.1, er-1).

1989: Began the season with San Francisco, but was released May 2...Won his only start with the Giants, 6-1 win over Atlanta on Apr 16...Signed with Boston on May 6...Was the only lefthanded starter to win a game for the Red Sox, but was more effective as a reliever (1-2, 2.98, ip-45.1, h-40, er-15).

In his 1st 6 games, all in relief, with Boston he allowed only 3 earned runs in 17.1 innings (1.56)...4 of his next 6 appearances were starts and he went 1-4 (7.59, ip-21.1, er-18)...Earned 1st AL win, 7-4 at Chicago on June 18...Worked 6 innings, his longest outing of '89.

GIANTS, '87-'88: Signed a Triple A contract with the Giants in February '87 and was invited to spring training...Began the season at Phoenix, but was recalled July 5 and wound up with the lowest era on the staff...Opponents batted just .154 (123-19) against him.

Was the club's most effective pitcher in the NLCS vs St. Louis...Pitched 5 innings of 1-hit relief to earn a 6-4 victory in game #5, giving Giants a 3-2 lead (they didn't win another game).

In '88, an inflamed left shoulder put him on the disabled list twice.

1986: Beat St. Louis for his only win on May 30, lowering his era to 3.33, but pitched only 8 times the rest of the season and allowed 15 runs in 17.1 innings...Disabled in August.

1985: Tied an NL record for relief pitchers for striking out 6 consecutive batters at Philadelphia on May 8.

1984: Allowed 3 runs or less in 24 of 30 starts...Had 8 no decisions in games he left either ahead or tied...His 13 losses included scores of 1-0, 2-0, 2-1 and 3-1...On June 3 vs Atlanta, lost a no-hitter in the 7th inning and left after 8 with score 0-0...Threw 1st complete game shutout, July 27 vs Dodgers.

1983: Had made only one start in his previous 100 appearances, but was converted back to a starter during spring training...Named NL "Pitcher of the Month" in July and thru that point had the league's 5th best era (2.58), and was averaging nearly 8 innings per start in his 18 starts...Inflamed left shoulder kept him for most of the remainder of the season...Pitched twice the last 2 months...Finished 7th in the NL in era.

1982: Led the Reds with career-high 59 appearances...As in '81, excelled in Sep-Oct, allowing only one run in 11 games.

1981: Converted from starter to short reliever by Manager **John McNamara**...While the Reds were on their way to the best record in baseball, he had the best era on the staff...Didn't allow a run in 13 appearances after Sep 1.

1980: Beat **J.R. Richard** at Houston on June 28 for his 1st major league victory...The Reds' top rookie also had wins over 3 other former 20-game winners: **Randy Jones**, **Phil Niekro**, and **Jim Kaat**...Allowed 2 runs or less in 9 of 13 starts...Was 0-3 vs San Francisco, 7-0 against the rest of the NL.


MINORS: Was mvp of Billings team in his 1st pro season ('77)...In '78, he was 2nd in the Florida State League in era (1.47).

AMATEUR: Graduated from Santana High School (Santee, CA)...Played collegiately at Oklahoma State University and University of Oklahoma.

PERSONAL: He and his wife, **LeeAnn**, have 2 children: **Ryan** (10/26/79) and **Andrea** (8/3/88).

ARTHUR LEE RHODES

Born: Oct 24, '69
 Height: 6'2"; Weight: 190
 Bats, L; Throws, L
 Position: Pitcher
 Birthplace/Residence: Born, raised and still lives in Waco, TX.
 Roster: Rochester.
 Signed Originally with: Orioles.



Year Club	CLS	W-L	ERA	G	GS	CG	SHO	SV	IP	H	R	ER	BB	SO
1988 Bluefield—1	R	3-4	3.31	11	7	0	0	0	35.1	29	17	13	15	44
1989 Erie	A	2-0	1.16	5	5	1	0	0	31	13	7	4	10	45
Frederick	A	2-2	5.18	7	6	0	0	0	24.1	19	16	14	19	28
1990 Frederick	A	4-6	2.12	13	13	3	0	0	80.2	62	25	19	21	103
Hagerstown	AA	3-4	3.73	12	12	0	0	0	72.1	62	32	30	39	60
Pro Totals		14-16	2.95	48	43	4	0	0	243.2	185	97	80	104	280

1—Selected by Orioles in June '88 free agent draft (2nd round).

STRIKEOUTS: During his pro career has averaged 10.4 strikeouts per 9 innings (so-280, ip-243).

1990: Spent the 1st half of the season at Frederick (Class A) where he had the Carolina League's best strikeouts to walks ratio (103 to 21)...Went from Frederick to Hagerstown (Class AA) in late July...Allowed one run or less 10 times combined at Frederick and Hagerstown, but won only 4 of those games.

Fanned season-high 16 batters twice in a span of 12 days: May 18 (ip-9) vs Kinston and May 30 (7 ip) vs Salem and didn't win either game...Fanned 16 of the 28 batters he faced in the latter game.

In 1st start of season he pitched a 7-inning 1-hitter with 10 strikeouts for Frederick over Lynchburg.

While with Frederick, he made his Memorial Stadium debut pitching for the Keys against Peninsula on June 10 in a game which followed the O's-regularly scheduled game...Won that game, 8-1 (9 strikeouts in 7 ip).

ARTHUR RHODES (Cont)

1989: Was leading the NY-Penn League in strikeouts (45 in 31 innings) and 2nd in era (1.16) when promoted to Carolina League...Struck out 14 in a 2-hitter over Elmira...Struck out 46 batters in 32 innings and was 2-0 with a 1.69 era in the Florida Instructional League.

PRO DEBUT: His pro debut came on June 24, '88 at Bluefield when he worked the final 2 innings of the O's 3-2, 27-inning win over Burlington (Indians)...He fanned **Mark Lewis**, the 3rd player selected in that year's draft, for the final out of the game.

In his 6th pro appearance, July 25, he pitched for the Orioles in an exhibition game against Rochester (ip-2).

AMATEUR: Played baseball and football at LaVega (TX) High School.

PERSONAL: His older brother, **Ricky**, a righthanded pitcher, was 7-10 (3.73, ip-154, so-147) at Greensboro (Yankees) in South Atlantic (Class A) League last season...Ricky was the Yankees' 35th round draft pick in '88, but was selected this past winter by Toronto in the Rule V draft.

Rhodes hails from the same hometown-Waco, TX-as Orioles' pitching coach **Al Jackson**.

55 DOUGLAS (DOUG) RICHARD ROBBINS

Born: July 6, '66

Height: 6'1"; **Weight:** 210

Bats, R; Throws, R

Position: Catcher

Birthplace/Residence: Born in Pittsburgh, PA...Resides in Moraga, CA.

Roster: Rochester.

Signed Originally with: Orioles.



Year	Club	CLS	AVG.	G	AB	R	H	2B	3B	HR	RBI	BB	SO	SB	CS	HP
1989	Frederick—1	A	.310	57	174	29	54	7	3	5	30	32	35	2	1	5
1990	Hagerstown	AA	.242	102	322	43	78	16	2	2	38	56	51	2	4	9
Pro Totals			.266	159	496	72	132	23	5	7	68	88	86	4	5	14

1—Selected by Orioles in June '88 free agent draft (10th round).

1990: Threw out 40% (21 of 53) of all of those who attempted to steal against him, 6th best in the Eastern League...The league average was 36%...Started slowly (.175, 57-10 thru 19 games) and ended slowly, 0-for-16 to end the season, dropping average from .255 to .242...Batted .279 (244-68) in between...Hit .312 (138-43) in 46 games between May 12 and July 18.

A batterymate of O's 1990 top draft pick **Mike Mussina** at Stanford in '88, he caught the righthander's 1st pro game as well on July 19.

1989: Was the top-hitting catcher in the Carolina League...Only one other hitter in the CL (with at least 100 at bats) had a higher average, that player was teammate **David Segui** (.317)...Batted .350 (103-36) in his last 31 games.

'88 OLYMPICS: Batted .333 (9-3) for the gold medal U.S. Olympic team in Seoul, Korea... Was the starting catcher in the gold medal game, a 5-3 win over Japan pitched by **Jim Abbott**...Batted .353 (85-30) for Team USA during the squad's 53-game summer tour (they were 42-11).

COLLEGE: Is one of 3 Stanford graduates on the club (**Jeff Ballard** '85 and **Mussina** '90)...Started for both Stanford University NCAA Championship teams in '87 and '88...As a senior in '88, he batted .315 (248-78) with 11 homers and 50 rbi in 67 games...Named to All-College World Series team...Threw out 5 of 7 attempted base stealers in the series...Hit a 3-run homer against Cal State-Fullerton to put Stanford into championship game...Winner of Stanford's "Most Inspirational Player" Award.

As a junior he batted .265 in the regular season, but excelled in post-season, batting .438 with 2 doubles, 2 homers and 5 rbi in the NCAA West Regional.

MORE AMATEUR: Was injured most of his senior year at Miramonte (CA) High School...Played on Northern California baseball team that went to Japan in the summer of '84...Played in the '82 American Legion World Series, where his team finished 2nd...All-league, All-East Bay Area and All-Northern California in football his senior season...Named Athlete of the Year as a senior in high school.

PERSONAL: Earned degree in economics at Stanford...Lifetime member of the California Scholastic Federation...Was top student of Spanish in high school.

LARRY KENT SHEETS

17

Born: Dec. 6, 1959

Height: 6'3"; **Weight:** 215

Bats, L; Throws, R


Position: Outfielder

Birthplace/Residence: Born and raised in Staunton, VA...Resides in Cockeysville, MD.

Contract Status: Came to camp on a tryout basis without a contract.

Tenure: 5 years, 27 days.

Signed Originally with: Orioles.



Year	Club	CLS	AVG.	G	AB	R	H	2B	3B	HR	RBI	BB	SO	SB	CS	HP
1978	Bluefield—1	R	.267	67	225	32	60	9	2	11	48	32	46	0	0	4
1979	Bluefield	R	.333	3	12	2	4	2	0	0	2	0	0	0	0	0
1980	Bluefield	R	.379	37	124	29	47	9	1	14	47	17	14	0	0	1
	Charlotte	AA	.188	13	48	1	9	4	0	0	5	4	18	0	0	0
																(Did not Play)
1981	Rochester	AAA														
1982	Hagerstown	A	.296	88	324	46	96	21	0	18	59	27	66	1	1	4
1983	Charlotte	AA	.288	138	503	72	145	37	3	*25	87	45	102	1	2	4
	Rochester	AAA	.154	3	13	1	2	1	0	0	2	0	4	0	0	0
1984	Rochester	AAA	.302	134	431	76	130	26	4	13	67	54	73	0	0	1
	Baltimore	AL	.438	8	16	3	7	1	0	1	2	1	3	0	0	0
1985	Baltimore	AL	.262	113	328	43	86	8	0	17	50	28	52	0	1	2
1986	Baltimore	AL	.272	112	338	42	92	17	1	18	60	21	56	2	0	2
1987	Baltimore	AL	.316	135	469	74	148	23	0	31	94	31	67	1	1	3
1988	Baltimore	AL	.230	136	452	38	104	19	1	10	47	42	72	1	6	6
1989	Baltimore—2	AL	.243	102	304	33	74	12	1	7	33	26	58	1	1	3
1990	Detroit—3	AL	.261	131	360	40	94	17	2	10	52	24	42	1	3	2
ML Totals			.267	737	2267	273	605	97	5	94	338	173	350	6	12	18

*Led League •Tied for League Lead

1—Selected by Orioles in June '78 free agent draft (2nd round)

2—Traded by Orioles to Detroit for infielder Mike Brumley on 1/10/90.

3—Invited by Orioles to '91 spring training without a contract.

Career Highs, Game: Runs-3, 7 times, (latest Sep 18, '87 vs Bos at Bal); **Hits-4, twice**, (May 31, '88 at Sea and May 13, '87 vs KC at Bal); **HR-2, 7 times**, (latest Jun 25, '89 at Cal); **RBI-6**, (Jul 28, '90 vs Bos at Det). **Hitting Streak: 10**, (June 30 thru July 12, '87).

1990 SEASON SUMMARY

Appeared as a designated hitter in 44 games for the Tigers and spent 79 games in the outfield (lf-56, rf-23)...Hit only .145 (55-8) after Sep 1, dropping average from .282 to season finale .261...Was batting .301 (136-41) on June 19, but hit .237 (224-53) the remainder of the season.

Had his best stretch in 6 games, July 24-Aug 1, when he hit 4 homers and drove in 14 while batting .360 (25-9)...Homered in back-to-back games against the Orioles (July 24 off **John Mitchell** and July 25 off **Mark Williamson**)...Three days later (July 28), he roughed up another old friend, Boston's **Mike Boddicker**, going 2-for-5 with a homer and 6 rbi.

Batted .328 (61-20) in May and .343 (35-12) against Boston, a season high.

MAJOR LEAGUE CAREER

ORIOLES CAREER NOTES: Is the last Oriole to hit more than 30 homers in a season and has the highest batting average by an Oriole in the last 8 years...Accomplished both feats in '87 when he batted .316 with 31 homers and was named "Most Valuable Oriole"...Hit 21 homers at Memorial Stadium, 2nd highest ever behind **Frank Robinson's** 27 in '66...His .563 slugging mark that season is the highest by an Oriole since Robinson (.576) in '67.

LARRY SHEETS (Cont)

However, after hitting 31 homers in 469 at bats that season, he hit only 17 in 756 at bats over the next 2 seasons.

As an Oriole he hit .268 (1907-511) with 84 homers and 286 rbi in 606 games.

Tied 2 major league records as an Oriole...He and **Wayne Gross** hit pinch-hit homers in the same inning on Aug 12, '85...And on Aug 6, '86, he and **Jim Dwyer** hit grand slams in the same inning.

PINCH HITTING: Although he was 4-for-24 last year with the Tigers had a .303 (66-20) career mark with O's as a pinch hitter...Was the O's leading pinch hitter in '88 and '89 (.417 in '88 and .333 in '89).

LIFETIME VS AL: **Bal** (.237, 38-9, hr-2, rbi-5)...**Bos** (.288, 226-65, hr-8, rbi-41)...**Cal** (.264, 197-52, hr-8, rbi-26)...**Chi** (.297, 158-47, hr-6, rbi-25)...**Cle** (.302, 172-52, hr-13, rbi-38)...**Det** (.205, 156-32, hr-5, rbi-18)...**KC** (.215, 163-35, hr-3, rbi-14)...**Mil** (.250, 156-39, hr-2, rbi-14)...**Min** (.301, 156-47, hr-6, rbi-22)...**NY** (.207, 145-30, hr-6, rbi-19)...**Oak** (.258, 198-51, hr-9, rbi-33)...**Sea** (.301, 186-56, hr-9, rbi-33)...**Tex** (.284, 148-42, hr-10, rbi-28)...**Tor** (.286 (168-48, hr-7, rbi-22).

FAVORITE PARKS: Has done his best hitting at Minnesota (.312, 77-24); Chicago (.352, 88-31); Seattle (.315 (92-29) and Boston (.313, 112-35).

VS LEFT/RIGHT: Has a .273 (1909-522, hr-82, rbi-296) career average vs righthanders and a .232 mark (358-83, hr-12, rbi-42) vs lefties...Over the last 3 years has only one homer (Oct 2, '88 off Toronto's **Jeff Musselman**) and only 4 rbi against lefties...Of his 12 homers off southpaws, he hit 10 in '87.

YEAR BY YEAR HIGHLIGHTS

1989: One of only 3 AL players to be active all season and not play defensively...**Jim Rice** and **Brian Downing** were the others...Made 82 starts all at dh.

1988: Average fell of 86 points from '87, biggest decrease in the AL...Also suffered the biggest decline on home run production in Orioles history (21, 2nd to **Boog Powell's** dropoff of 22 in '65).

1987: Was one of only 5 AL players with .300+ average, 30+ homers and 90+ rbi...Led O's in batting and homers and was 2nd to **Cal Ripken** in rbi...Was 6th in the league in slugging and 9th in batting...Had five 2-homer games...

He and **Eddie Murray** (30) gave the Orioles two 30-homer hitters for only the 3rd time in club history...In 72 games, May 9-Aug 15, he drove in 67 runs.

1986: Hit his only grand slam, Aug 6 off Texas' **Bobby Witt**, one of a ML record 3 hit in that game...Was batting .303 as late as Aug 14, but hit only .193 in final 34 games.

1985: Chosen to Topps and Baseball Digest all-rookie team...Led all AL rookie in rbi (50) and was 2nd in home runs with 17 (Texas' **Oddibe McDowell** hit 18).

1984, ML DEBUT: Promoted to O's from Rochester on Sep 4 and beat out an infield single off NY's **Clay Christiansen** on Sep 18 for 1st ML hit.

MINOR LEAGUE CAREER: Was signed in '78, but didn't have a full pro season until '83 due to school commitments and personal reasons...In rookie season (78) he led the Appalachian League in rbi (48) and was 2nd in homers (11)...Chose not to return to baseball the following spring while attending college...He finally did report for the final 3 games of the season.

Remained in college again the following spring...Finally reported to Blue-field and went on to lead the league with 14 homers...Had bone chips removed from his elbow in October '80...Didn't play again until June '82 at Hagers-town...At Charlotte in '83, his 1st full pro season, he tied **Glenn Davis** for the home run lead in the Southern (AA) League.

AMATEUR: Played 3 varsity seasons at Robert E. Lee High School in Staunton, VA and hit 18 homers, 10 of them his senior year ('78) when he batted .536...Pitched as a junior and had a no-hitter and another game with 17 strikeouts.


Also won 3 varsity basketball letters...Played against **Ralph Sampson** (Harrisonburg, VA)...Played varsity basketball and was assistant baseball coach at Eastern Mennonite College.

PERSONAL: Earned his degree in health and physical education from Eastern Mennonite College in January, '87...He and his wife, **Sharon**, have one daughter, **Lauren** (5/15/86).

LeROY (ROY) PURDY SMITH III

14

Born: Sep 6, 1961
Height: 6'3"; Weight: 212
Bats, R; Throws, R
Position: Pitcher
Birthplace/Residence: Born, raised, and still lives in Mount Vernon, NY.
Roster: Rochester.
Tenure: 4 years, 17 days.
Signed Originally with: Philadelphia.



Year	Club	CLS	W	L	ERA	G	GS	CG	SHO	SV	IP	H	R	ER	BB	SO
1979	Helena-1	R	5	0	2.50	5	5	2	0	0	36	21	16	10	16	42
1980	Peninsula	A	17	6	2.60	27	27	5	3	0	163	101	54	47	63	134
1981	Reading	AA	11	8	4.42	27	27	4	2	0	161	123	92	79	97	117
1982	Reading-2	AA	10	8	3.85	26	26	4	0	0	166	141	81	71	82	122
1983	Charleston	AAA	6	8	5.16	27	27	4	2	0	155.1	166	101	89	75	95
1984	Maine	AAA	5	4	4.35	12	12	2	0	0	80.2	77	47	39	29	48
	Cleveland	AL	5	5	4.59	22	14	0	0	0	86.1	91	49	44	40	55
1985	Maine	AAA	10	4	2.39	15	15	6	0	0	109.1	84	33	29	29	65
	Cleveland	AL	1	4	5.34	12	11	1	0	0	62.1	84	40	37	17	28
1986	Minnesota-3	AL	0	2	6.97	5	0	0	0	0	10.1	13	8	8	5	8
	Toledo	AAA	2	1	1.51	9	9	1	0	0	53.2	42	12	9	16	39
1987	Portland	AAA	9	12	3.79	24	24	6	0	0	166.1	176	84	70	41	106
	Minnesota	AL	1	0	4.96	7	1	0	0	0	16.1	20	10	9	6	8
1988	Portland	AAA	12	9	4.32	22	22	7	2	0	150	152	82	72	31	110
	Minnesota	AL	3	0	2.68	9	4	0	0	0	37	29	12	11	12	17
1989	Minnesota	AL	10	6	3.92	32	26	2	0	1	172.1	180	82	75	51	92
1990	Minnesota-4	AL	5	10	4.81	32	23	1	1	0	153.1	191	91	82	47	87
ML Totals			25	27	4.45	119	79	4	1	1	538	608	292	266	178	295

- 1—Selected by Philadelphia in June '79 free agent draft (3rd round).
- 2—Traded by Philadelphia to Cleveland, along with pitcher Jerry Reed and outfielder Will Culmer, for pitcher John Denny on 9/12/82.
- 3—Traded by Cleveland to Minnesota for pitchers Ken Schrom and Bryan Oelkers on 1/7/86.
- 4—Released by Minnesota on 12/2/90; signed by Orioles to minor league contract on 1/1/91.

Low Hitters: 3, (Aug 1, '85 vs NY); 4, (May 25, '90 vs Bos at Min).
Strikeout High: 8, (Sep 2, '89 at Tor).

Winning Streak: 6, (July 22 thru Aug 23, '89); 5, (Aug 15, '87 thru Apr 7, '89).

Losing Streak: 6, (Aug 20, '85 thru May 14, '86).

1990 SEASON SUMMARY

Was 30 games over .500 in his pro career (107-77) before going 5-10 for Minnesota in 1990...Was 3rd on the Twins staff in innings (153)...Started the 2nd game of the season for the Twins and made 16 starts thru the 1st half, but only 7 starts after the All-Star break, including just one in the last 7 1/2 weeks.

Earned 4 of his 5 wins in May when he went 4-1 (3.69, ip-39, h-42, er-16) in 6 starts...Was 1-9 the remainder of the season (5.20, ip-114.1, h-152, er-66).

Won 3 straight, May 20-30, beating the Red Sox in back-to-back starts, including a 4-hit, 16-0 win at Minnesota, and a 12-3 win over the Orioles...His other win came July 27 vs Oakland.

Was 3-1 against the 2 AL division winners (Oakland, Boston), but 0-3 against the Yankees, the AL's worst club...Lefties batted .369 (287-106), highest in the AL.

1990 AND MAJOR LEAGUE CAREER

ORIOLE KILLER: Is 4-0 lifetime against the Orioles and all 4 wins have come over the last 2 years...No pitcher has beaten the O's more often over the last 2 seasons (5 others have also defeated the O's 4 times—**Mike Boddicker**, **Bob Welch**, **Mike Moore**, **Alan Anderson** and **Eric King**).

LIFETIME VS THE AL: **Bal** (4-0, 3.28, g-10, ip-49.1, er-18)...**Bos** (2-1, 5.23, g-7, ip-31, er-18)...**Cal** (2-3, 5.44, g-12, ip-46.1, er-28)...**Chi** (2-3, 4.05, g-7, ip-33.1, er-15)...**Cle** (2-1, 4.19, g-6, ip-34.1, er-16)...**Det** (1-2, 5.47, g-12, ip-49.1, er-30)...**KC** (1-2, 2.87, g-7, ip-31.1, er-10)...**Mil** (1-3, 4.93, g-9, ip-45.2, er-25)...**Min** (0-1, 3.60, g-3, ip-10, er-4)...**NY** (3-4, 4.01, g-10, ip-58.1, er-26)...**Oak** (2-2, 3.20, g-10, ip-39.1, er-14)...**Sea** (2-1, 5.06, g-11, ip-42.2, er-24)...**Tex** (2-1, 5.97, g-9, ip-34.2, er-23)...**Tor** (1-3, 4.18, g-6, ip-32.1, er-15).

ROY SMITH (Cont)

PREVIOUS CAREER HIGHLIGHTS

1989: Went 2-0 (1.80) in spring training to earn a spot as Twins' #4 starter...Finished 2nd on the staff in wins (10), starts (26) and innings (172.1)...In 8 starts between July 22 and Aug 28, he went 6-0 (3.09, ip-55.1, h-58, er-19).

1988: Won his 1st 8 starts for Portland before finally losing to Vancouver on May 21...Was the starting and winning pitcher for the AL team in the Triple A All-Star game in Buffalo on July 13...Led Portland in wins, complete games, innings, and strikeouts...Joined the Twins on Aug 5 and won all 3 decisions...Was 2-0 in September and allowed only 2 earned runs in 16.2 innings.

1986-87: Began the '86 season with Minnesota, but was sent to Toledo in mid-May...In '87, had 2 stints with Twins in August and September...Won his only start with Twins, 14-4 over Seattle on Aug 15.

INDIANS, '84: Recalled by Cleveland from Maine on June 20 when Steve Farr went on dl...Won his major league debut in a start at Seattle June 23 despite allowing grand slam to Alvin Davis...Won again his next time out over Texas...Was 4-2 heading into August, but struggled that month and spent the rest of the season in the bullpen.

MINOR LEAGUES: All 194 minor league appearances have been as a starter...Is 87-60 as a minor leaguer...Was the Carolina League Pitcher of the Year in 1980.

AMATEUR/PERSONAL: Like former Oriole Pete Harnisch, attended Fordham University...Also went to Mercy College (NY)...Graduated from Mount Vernon High School where he played on the New York State High School basketball championship teams in 1978 and 1979...Member of runner-up team in Sandy Koufax National League finals in 1975. Single.

61

SHANE LEE TURNER

Born: Jan 8, '63
Height: 5'10"; **Weight:** 180
Bats, L; Throws, R
Position: Infield...Outfield
Birthplace/Residence: Born in Los Angeles, CA...Resides in Chino Hills, CA.
Roster: Rochester
Tenure: 45 days.
Signed Originally with: Yankees.

Year	Club	CLS	AVG.	G	AB	R	H	2B	3B	HR	RBI	BB	SO	SB	CS	HP
1985	Oneonta-1	A	.246	64	228	35	56	7	3	0	26	35	44	12	0	3
1986	Fort Lauderdale	A	.320	66	222	48	71	12	2	2	36	51	35	12	8	3
1987	Columbus	AAA	.224	25	76	10	17	0	2	0	7	5	16	2	1	0
	Albany/Reading-2	AA	.334	94	356	69	119	19	7	4	55	33	38	5	7	4
1988	Maine	AAA	.179	38	117	10	21	3	1	0	9	7	21	2	2	1
	Reading	AA	.298	78	295	52	88	11	6	3	21	26	53	14	2	7
	Philadelphia	NL	.171	13	35	1	6	0	0	0	1	5	9	0	0	0
1989	Reading-3	AA	.199	46	141	18	28	5	1	1	11	27	27	13	3	2
	Rochester	AAA	.222	59	194	31	43	6	1	2	19	19	33	6	4	1
1990	Rochester	AAA	.282	86	209	29	59	7	0	1	19	25	41	3	5	0
Pro Totals			.271	569	1873	303	508	70	23	13	204	233	317	69	32	21

1—Selected by New York Yankees in June '85 free agent draft (6th round).
 2—Traded to Philadelphia by Yankees, along with outfielder Keith Hughes, for outfielder Mike Easter on 6/10/87.
 3—Acquired by Orioles from Philadelphia for catcher John Posey on 6/1/89.

1990: Played 7 positions for Rochester, everything except for 1st base and catcher...Games at each position: 2b (18); 3b (7); ss (18); of (36) and p (1)...Batted .431 (51-22) in 18 games, Aug 4-21...Had only one extra-base hit during that stretch and none in his last 22 hits.

'88, ML DEBUT: Recalled Aug 19 by Philadelphia and the next day he delivered his 1st ML hit, an rbi single off San Francisco's Don Robinson at Candlestick...Named to the Eastern League all-star team for the 2nd straight year.

EARLY CAREER: In '87, finished 3rd in the EL in batting with a .334 combined average at Albany and Reading...Played primarily shortstop his 1st 2 seasons ('85-'86) and in his 1st year he led all NY-Penn League shortstops in fielding.


AMATEUR CAREER: In '85 he was 9th in the nation with 108 hits while playing at Cal State-Fullerton, where he was one semester shy of his degree in physical education...Graduated Garey High School in Pajona, CA.

PERSONAL: Married the former Beth Longenecker on Feb 6, '87.

LEO ERNEST (ERNE) WHITT

28

Born: June 13, '52
Height: 6'2"; **Weight:** 205
Bats, L; Throws, R
Position: Catcher
Birthplace/Residence: Born in Detroit, MI...Lives in Mt. Clemens, MI.
Contract Status: Came to camp on a tryout basis without a contract.
Tenure: 12 years, 17 days.
Signed Originally with: Boston.



Year	Club	CLS	AVG.	G	AB	R	H	2B	3B	HR	RBI	BB	SO	SB	CS	HP
1972	Winter Haven-1	A	.183	31	82	3	15	1	1	0	7	10	9	0	0	0
	Williamsport	A	.500	1	4	1	2	1	0	0	0	0	0	0	0	0
1973	Winston-Salem	A	.290	130	424	63	123	23	3	1	50	60	31	7	4	2
1974	Bristol	AA	.249	111	385	55	96	10	1	9	56	47	32	12	4	1
1975	Bristol	AA	.254	82	252	29	64	9	1	2	19	33	19	2	3	0
1976	Bristol	AA	.218	26	87	12	19	2	3	1	10	10	5	0	0	0
	Rhode Island	AAA	.266	90	304	33	81	16	2	7	42	39	32	1	3	2
	Boston-2	AL	.222	8	18	4	4	2	0	1	3	2	2	0	0	0
1977	Charleston	AAA	.255	29	94	12	24	6	0	0	7	18	14	0	1	0
	Toronto	AL	.171	23	41	4	7	3	0	0	6	2	12	0	0	0
1978	Syracuse	AAA	.246	121	399	50	98	16	3	12	53	8	35	0	4	2
	Toronto	AL	.000	2	4	0	0	0	0	0	0	1	1	0	0	0
1979	Syracuse	AAA	.249	114	382	32	95	18	4	7	43	42	43	2	1	0
1980	Toronto	AL	.237	106	295	23	70	12	2	6	34	22	30	1	3	0
1981	Toronto	AL	.236	74	195	16	46	9	0	1	16	20	30	5	2	0
1982	Toronto	AL	.261	105	284	28	74	14	2	11	42	26	35	3	1	0
1983	Toronto	AL	.256	123	344	53	88	15	2	17	56	50	55	1	1	0
1984	Toronto	AL	.238	124	315	35	75	12	1	15	46	43	49	0	3	1
1985	Toronto	AL	.245	139	412	55	101	21	2	19	64	47	59	3	6	1
1986	Toronto	AL	.268	131	395	48	106	19	2	16	56	35	39	0	1	0
1987	Toronto	AL	.269	135	446	57	120	24	1	19	75	44	50	0	1	1
1988	Toronto	AL	.251	127	398	63	100	11	2	16	70	61	38	4	2	1
1989	Toronto-3	AL	.262	129	385	42	101	24	1	11	53	52	53	5	4	0
1990	Atlanta-4	NL	.172	67	180	14	31	8	0	2	10	23	27	0	2	0
AL Totals			.253	1226	3532	428	892	166	15	132	521	405	453	22	24	4
ML Totals			.249	1293	3712	442	923	174	15	134	531	428	480	22	26	4

1—Selected by Boston in June '72 free agent draft (15th round).
 2—Selected by Toronto from Boston in '76 expansion draft.
 3—Traded by Toronto to Atlanta, along with outfielder Kevin Baliste, for pitcher Rick Tricek on 12/17/89.
 4—Invited by Orioles to '91 spring training without a contract.

Career Highs, Game: Hits-4, 7 times, (latest May 20, '89 at CWS); HR-3, (Sep 14, '87 vs Bal at Tor); RBI-6, twice, (latest Sep 27, '88 at Bos).
Hitting Streak: 10, (Apr 24 thru May 10, '85).

1990 SEASON SUMMARY

Had his string of 8 straight 10+ homer seasons snapped mainly due to a dislocated thumb which kept him on the disabled list for nearly 2 months...Was the Braves' Opening Day catcher and started 22 of 1st 42 games before injury on May 28...Suffered injury in home plate collision when he attempted to tag Expos' Delino DeShields...Made a pinch hit appearance on June 2 before being placed on the disabled list the following day.

Came off the dl on July 30 after 4 rehab games at AA Greenville...Appeared in 38 games after return...Made 54 starts...Hit his 2nd and last homer on May 21 at home vs St. Louis off Bryn Smith...Was 3-for-9 as a pinch hitter.

ERNIE WHITT (Cont)

Braves announced on Oct 13 they would not pick up his option on 2nd year of contract.

MAJOR LEAGUE CAREER NOTES

TOP DEFENSIVE CATCHER AMONG ACTIVES: Has a .991 (tc-6567, e-59) lifetime fielding average, tops among active catchers and 8th all-time...Ranks just ahead of California's **Lance Parrish** (.9908)...Has played 1,221 games behind the plate, none at any other position.

LIFETIME VS AL: **Bal** (.235, 264-62, hr-9, rbi-36)...**Bos** (.230, 291-67, hr-7, rbi-41)...**Cal** (.266, 290-77, hr-7, rbi-39)...**Chi** (.263, 255-67, hr-11, rbi-40)...**Cle** (.254, 307-78, hr-11, rbi-40)...**Det** (.229, 358-82, hr-23, rbi-73)...**KC** (.238, 206-49, hr-8, rbi-33)...**Mil** (.230, 278-64, hr-9, rbi-45)...**Min** (.323, 223-72, hr-7, rbi-34)...**NY** (.309, 246-76, hr-13, rbi-39)...**Oak** (.222, 279-62, hr-10, rbi-31)...**Sea** (.250, 248-62, hr-8, rbi-29)...**Tex** (.258, 287-74, hr-9, rbi-41).

VS LHP/RHP: Has a .252 (3219-812) average vs righthanders with 124 homers and 476 rbi...Against lefties he has a .225 (493-111) mark with 10 homers and 53 rbi.

BLUE JAYS CAREER

The last of the original Blue Jays...His 1,218 games in a Jays' uniform are 2nd all-time to **Lloyd Moseby's** 1,392...No other Blue Jays catcher has caught more than 450 games...His 131 homers are 4th in club history.

1989: Batted .319 (188-60) the 1st 3 months of the season, .208 (197-41) the final 3 months...Hit his 3rd and most recent grand slam June 4 at Boston off **Lee Smith**.

1988: Named to The Sporting News post-season AL all-star team...Hit 11 homers after Aug 8...Tied Blue Jays' fielding record with a .994 percentage.

1987: Hit 8 homers (20 rbi) in September, including 3 in a game against the Orioles on Sep 14 in game Jays set ML record with 10 homers in 18-3 laughter...Had 5 rbi that game, after 2-homer/6 rbi game vs NY 2 days earlier (Sep 12).

1986: Back spasms hampered him early...Was hitting .195 on June 25, but recovered to hit .313 the rest of the season and .325 (154-50, hr-6) over the last 2 months.

1985: Ranked 3rd among ML catchers with 19 homers...Named to AL all-star squad.

1983: Didn't make an error until Aug 16, breaking a string of 96 errorless games dating back to Sep '82.

EARLY CAREER: Played in 471 minor league games before making his major league debut with Red Sox on Sep 21, '76 vs Milwaukee...Homered off **Jim Colborn** in same game...In '77 was selected by Toronto in the 3rd round of the expansion draft, 34th player picked overall...Was the last Jays player cut during '77 spring training...Recalled May 23, but dislocated foot on Aug 16 making a tag on California's **Andy Etchebarren** and was out for the remainder of the season...First game behind the plate as a Blue Jay was at Memorial Stadium on June 25 that season.

AMATEUR: Graduated in '70 from Carl Brablec High School in Roseville, MI...Attended Macomb Community College in Warren, MI.

PERSONAL: He and his wife, **Christine**, have 3 children: **Ashley Renai** (11/3/76), **Ernest Jordan** (12/13/78) and **Taylor** (12/3/79).

ORIOLES AND THE RE-ENTRY DRAFT					
PLAYERS LOST			PLAYERS ACQUIRED		
Year	Name	Signed With	Year	Name	Previous Club
1976	Wayne Garland (p)	CLE	1976	Billy Smith (2b)	CAL
	Bobby Grich (2b)	CAL	1978	Steve Stone (p)	CHWIS
	Reggie Jackson (of)	NY	1980	Jim Dwyer (of)	BOS
	Royle Stillman (of)	CHIWS		Jose Morales (c)	MIN
1977	Dick Drago (p)	BOS	1983	Tom Underwood (p)	OAK
	Ross Grimsley (p)	MON	1984	Don Aase (p)	CAL
	Elliott Maddox (of)	NYM		Lee Lacy (of)	PIT
1979	Don Stanhouse (p)	LA		Fred Lynn (of)	CAL

ORIOLES FARM SYSTEM STAFF

BIAGINI, Gregory (Greg) Peter

MANAGER-Rochester, Height: 6-2 Weight: 205 Batted: R Threw: R, Born: Mar 12, '52, Chicago, IL, Resides: Greenville, NC

NOTES: Piloted Rochester to a record 9th Governors Cup and was named International League Manager of the Year...Rochester defeated Columbus to win the Cup, but lost to Omaha in the Alliance World Series...In 8 seasons in the O's farm system, has a record of 515-485, .517...At Rochester, he is 161-129, .555, in 2 seasons.

Spent 5 years, '73-'77, as a 1st baseman-outfielder in the Montreal farm system...His best year was at Kingston in '74, when he finished 6th in the Carolina League in hitting (.306)...Five seasons, '78-'82, were spent in the Mexican League...Played with Coahuila, Monclova and Ciudad Juarez, and had a career batting average of .315 in Mexico.

Made his debut as a manager at Bluefield in the Appalachian League in '83, his 1st year with the Orioles...After 2 seasons at Bluefield, he was moved up to Hagerstown in the Carolina League in '85...He was promoted again the following season, this time to Charlotte in the Southern League, where he remained until being summoned to Rochester in the International League in '89...His Charlotte team won the 1st half division title in '87 and went to the finals before bowing out.

PERSONAL: After graduating from Glenbrook North (IL) HS in '70, attended Iowa State University on a football scholarship...He won All-Conference honors in both football and baseball in high school, but baseball was his big sport at ISU...Also played hockey in a Northbrook amateur league and on a college club team...Signed with the Expos after his junior year in college, but eventually earned his B.A. degree from Iowa State in '76.

MANAGERIAL CAREER						
Year	Club	League	W	L	Pct	Finish
1983	Bluefield	Appalachian	32	38	.457	5th
1984	Bluefield	Appalachian	32	38	.457	6th
1985	Hagerstown	Carolina	65	72	.474	2nd, 4th
1986	Charlotte	Southern	71	73	.493	3rd, 4th
1987	Charlotte	Southern	85	60	.586	1st, 2nd
1988	Charlotte	Southern	69	75	.479	4th, 3rd
1989	Rochester	International	72	73	.497	2nd
1990	Rochester	International	89	56	.614	1st
Totals			8 years	515	485	.517

BOSMAN, Richard (Dick) Allen

PITCHING COACH-Rochester, Height: 6-3 Weight: 205 Batted: R Threw: R, Born: Feb 17, '44, Kenosha, WI, Resides: Palm Harbor, FL

NOTES: Began playing career in the Pittsburgh organization at Kingsport (Appalachian League) in '63...Made his major league debut with Washington in '66, appearing in 13 games...Played for Washington through '71, and with Texas when the franchise was shifted...Also played for Cleveland and Oakland before career ended in '76...Finished 10th in the Pacific Coast League with a 2.76 era in 1967, the same year he tossed his 1st major league shutout.

His finest season was in '69, when he finished 14-5 with an American League-leading 2.19 era...Followed with a career-high 16 wins and a 3.00 era in '70...Pitched a 6-hit shutout against Oakland in the Senators' final opening day in '71...Tossed a 4-0 no-hitter for the Indians July 19, '74 vs A's.

Has worked as a pitching coach at Georgetown University...Joined the White Sox organization in '86 as a pitching coach at Buffalo...Made his debut at

DICK BOSMAN (Cont)

the major league level in the same capacity in late June with the Chicago White Sox, and stayed through '87...Joined the Orioles as minor league roving pitching instructor in '88...Assigned to Rochester in '89 as pitching coach, a job he still holds this season.

PERSONAL: A '62 graduate of Mary D. Bradford (WI) HS, where he played baseball and basketball...Pitched school to 2nd place in state tournament...Attended University of Wisconsin...Is a 2nd cousin to **Duane Kuiper**, former 2nd baseman for the Indians and Giants.

COACHING CAREER

- 1986 Pitching Coach, Buffalo, American Association (White Sox); Pitching Coach, White Sox
- 1987 Pitching Coach, White Sox
- 1988 Pitching Instructor, Orioles farm system
- 1989-91 Pitching Coach, Rochester, International League (Orioles)

BROWN, Thomas (Tom) Dale

PITCHING COACH-Extended/Gulf Coast, Height: 6-1 Weight: 175 Batted: R Threw: R, Born: Aug 10, '49, Lafayette, LA, Resides: Venice, FL

NOTES: Led the independent Gulf States League in '76 with a 1.51 era, .900 winning percentage and 3 shutouts...Converted to relief in '77 and posted a 1.94 era...Made major league debut with Seattle, Sep 14, '78, pitching 3 scoreless innings...Appeared in 6 games.

Was pitcher/coach for Syracuse in '80...Joined the Orioles in '88 as a pitching coach at Hagerstown in the Carolina League, and was with the Suns again the following 2 seasons after they moved to the Eastern League.

PERSONAL: Graduated in '67 from Neville (LA) HS, where he was All-City in baseball, football and track...Named Monroe "Athlete of the Year" in '67...Graduated from Northeast Louisiana University in '71 with a B.S. in Education...Named to All-American team and led the nation with an 0.51 era...Coached baseball and was athletic director at Trafton (LA) HS, '83-'84...Pitching coach for LSU, '85-'86.

COACHING CAREER

- 1980 Player/Coach, Syracuse, International League (Blue Jays)
- 1982-87 Coached amateur, high school and college baseball
- 1988 Pitching Coach, Hagerstown, Carolina League (Orioles)
- 1989-90 Pitching Coach, Hagerstown, Eastern League (Orioles)
- 1991 Pitching Coach, Gulf Coast League Orioles

BUFORD, Donald (Don) Alvin Sr

DIRECTOR OF FIELD OPERATIONS, Height: 5-8 Weight: 165 Batted: S Threw: R, Born: Feb 2, '37, Linden, TX, Resides: Sherman Oaks, CA

NOTES: Began his pro career in '60 and was a Three "I" All-Star...Named to the South Atlantic All-Star team in '62...Named the "Minor League Player of the Year" by The Sporting News in '63, when he played with Indianapolis of the International League...Led the league in runs scored (114), hits (206), doubles (41), batting average (.336) and stolen bases (42).

Playing for Chicago in '66, led the AL in sacrifice hits (17), and was edged out in stolen bases by **Bert Campaneris** (52 to 51)...Traded to the Orioles, Nov 29, '67, with **Bruce Howard** and **Roger Nelson**, for **John Matias**, **Russ Snyder** and **Luis Aparicio**.

In his 5 years with the O's, he played in 3 ALCS (batted .357) and in 3 World Series, '69-'71...Homered in his 1st WS at bat ('69, Game 1 vs Mets) off **Tom Seaver**...Homered once in '70 WS vs Reds and twice in '71 vs Pirates...Is one of 36 players to hit 4 or more home runs in World Series history...Played in All-Star game in '71...Had 1,203 career hits and a .264 batting average with 200 stolen bases...Played in Japan, '73-'76, for Taiheiyo and Nankai...He was mvp in '74.

Joined the Milwaukee Brewers in '78 as a minor league outfield/base running coach and an advance scout...Served as a 1st base coach with the San Francisco Giants, '80-'84...He returned to the University of Southern California,

his alma mater, as an assistant baseball coach, '85-'87...Returned to the Orioles in '88 as a coach, and became Director of Field Operations in '89...His son, **Damon**, is an outfielder in the Orioles minor league system...Another son, **Don Jr.**, also played in the O's farm system but is now attending UCLA medical school.

PERSONAL: Attended Los Angeles City College, where he was a junior college baseball All-American in '56...Graduated from the University of Southern California, where he earned a B.S. degree in Education...Played on NCAA baseball champion Trojans in '58...In football, he was an All-Pacific Coast Conference running back in '58.

COACHING CAREER

- 1978-79 Minor League Outfield/Base Running Coach (Brewers)
- 1980-84 First Base Coach, Giants
- 1985-87 Assistant Baseball Coach, Southern Cal
- 1988 Coach, Orioles
- 1989-91 Director of Field Operations, Instructor (Orioles)

DURHAM, Joseph (Joe) Vann

COACH-Hagerstown, Height: 6-1 Weight: 190 Batted: R Threw: R, Born: July 31, '31, Newport News, VA, Resides: Baltimore, MD

NOTES: Began career in '52 in the old Negro American League...Made his major league debut with the Orioles, playing 10 games in late Sep '54, the team's 1st year in Baltimore.

Became the 1st black ballplayer to hit a home run for the Orioles, off **Al Nagy** of the Philadelphia A's on Sep 12, '54...Hit .391 with San Antonio in 174 at bats in '57.

PERSONAL: Graduated from Huntington (VA) HS in '50...Played baseball, football, and basketball, and ran track...Held the Virginia high school 100-yard dash record for more than 20 years...Played tailback in football, and had a 47.6-yard average as a punter...Graduated from Shaw (NC) University in '58.

Threw pre-game batting practice for the Orioles for more than 20 years...Served as a scout for amateur free agents and as the Orioles Community Coordinator, '88-89...Named a coach at Hagerstown for the '90 season...Also serves as a college and high school basketball referee.

FLIETA, Oneri

COACH-Kane County, Height: 6-5 Weight: 210 Batted: L Threw: L, Born: Nov 18, '66, Key West, FL, Resides: Key West, FL

NOTES: This is his 1st year as a coach...As a player, he was signed as an undrafted free agent by the Orioles on July 20, '88...Played at Erie in '88 and batted .222 (90-20)...In '89 at Frederick, he hit .238 (290-69)...Recommended by **Bill Olson**, an amateur baseball coach and father of the O's **Gregg Olson**...Played at Creighton and as a junior he batted .408 (240-98) and was 2nd in the nation with 30 doubles.

GIL, Thomas Gustavo (Gus)

MANAGER-Bluefield, Height: 5-10 Weight: 185 Batted: R Threw: R, Born: Apr 19, '39, Caracas, Venezuela, Resides: Miami, FL

NOTES: Made his debut with Cleveland in '67...Also played with Seattle and Milwaukee during his 4 years in the majors...Played winter ball in his native Venezuela for 19 years...Coached in Yankee system at Ft. Lauderdale in '77 and West Haven in '78...Was the Scouting Supervisor for the Angels in 1979...After managing Danville of the Midwest League for the Yankees, '80-'86, he coached for Prince William in the Carolina League in '88...He joined the Orioles in '90 as manager at Bluefield, and returns this season.

PERSONAL: Graduated from Santa Maria University in '87 with a degree in Sports Administration...Founder and president of Gonzalo Marquez Foundation for the Professional Player...Has worked as a television commentator on major league Game of the Week broadcasts to Venezuela, and did Spanish broadcasts of Prince William games to the Maryland-Virginia-District of Columbia area.

GUS GIL (Cont)

MANAGERIAL/COACHING CAREER

1977	Coach, Ft Lauderdale, Florida State League (Yankees)
1978-79	Coach, West Haven, Eastern League (Yankees)
1980-86	Manager, Danville, Midwest League (Yankees)
1987-89	Coach, Prince William, Carolina League (Yankees)
1990-91	Manager, Bluefield, Appalachian League (Orioles)

Year	Club	MANAGERIAL CAREER				
		League	W	L	Pct	Finish
1990	Bluefield	Appalachian	38	32	.543	4th

JOHNSTON, Leonard (Lenny) E.

CAMP COORDINATOR, Height: 5'10 **Weight:** 175 **Batted:** L **Threw:** L
Born: Mar 15, '29, Pontiac, MI, **Resides:** Carmel, IN

NOTES: Signed to 1st pro contract by White Sox upon graduation from college (Western Michigan University)...Was named the American Baseball Congress Rookie of the Year in '53...Led Southern Association in stolen bases in '54 (39), the American Association in '55 (25) and the International League in '56 (40), '57 (26) and '58 (37)...Played in the Yankees' system for 3 seasons before returning to the White Sox AAA team, Indianapolis, in '60...Began his managerial career in '67 in the Washington Senators farm system...He later worked in the Cleveland system.

Joined the Orioles organization as a manager at Miami, '76-77...Also served as a Midwest scout and field coordinator, '78-'83; as a cross-checker, camp coordinator and mid-American scout, '84-'88, and as an interim manager with Hagerstown in the second half of the '84 season...Was a regional scouting supervisor in '88 and a minor league camp coordinator in '89, the position he still holds this year.

PERSONAL: Graduated in '46 from Saginaw Authur Hill (MI) HS, and in '52 from WMU...He played baseball at both schools.

MANAGERIAL/COACHING CAREER

1967-68	Manager, Burlington, Carolina League (Senators)
1969	Coach, Buffalo, International League (Senators)
1970	Manager, Sumter, Western Carolina League (Indians)
1971,73	Manager, Sarasota, Gulf Coast League (Indians)
1971,73	Mid-East Scout (Indians)
1972	Manager, Elmira, Eastern League (Indians)
1974	Manager Peninsula, Carolina League (Co-op)
1976-77	Manager, Miami, Florida State League (Orioles)
1979-83	Mid-West Scout and Field Coordinator (Orioles)
1984-88	Regional Scouting Supervisor, Central States (Orioles)
1989-91	Minor League Camp Coordinator, Baltimore Orioles

Year	Club	MANAGERIAL CAREER				
		League	W	L	Pct	Finish
1967	Burlington	Carolina	70	69	.504	3rd
1968	Burlington	Carolina	56	84	.400	6th
1970	Sumter	West Carolinas	61	68	.473	6th, 2nd
1971	Sarasota	Gulf Coast	28	24	.538	3rd
1972	Elmira	Eastern	46	91	.336	4th
1973	Sarasota	Gulf Coast	32	24	.571	2nd
1974	Peninsula	Carolina	58	76	.433	5th, 5th
1976	Miami	Florida State	79	63	.556	1st
1977	Miami	Florida State	72	66	.522	2nd
1984	Hagerstown	Carolina	27	39	.409	4th
Totals		10 years	529	604	.467	

JONES, Grover William (Deacon)

HITTING INSTRUCTOR, Height: 5-11 **Weight:** 190 **Batted:** L **Threw:** R,
Born: Apr 18, '34, White Plains, NY, **Resides:** Houston, TX

NOTES: Named to the Three "I" League All-Star team in '55...Led all of baseball in '56 with a .409 average, winning the Louisville Slugger Silver Bat, while leading the Midwest League in rbi (120), on-base pct. (.546) and slugging pct. (.758), and was 2nd in homers with 26...Also led all 2nd baseman in fielding pct. (.966) and was named to the All-Star team.

Missed '57 and '58 due to military service...Led the South Atlantic League in '62 in rbi (101) and sacrifice flies (13), and all 1st basemen in games (136), putouts (1145), assists (73), double plays (103) and fielding pct. (.992)...Named to International League and AAA All-Star teams in '63.

Led the Florida State League in '65 with 13 intentional walks, and the Midwest League in doubles (36) and rbi (80) in '66...Served as a player/coach with Appleton in his final year as an active player in '67.

Joined the White Sox organization in '68 as a scout and minor league instructor...He returned to manage in Appleton in '73, then resumed scouting duties with the White Sox, '74-'75...Ended 21-year association with the White Sox when he became a coach with the Houston Astros, '76-'82...After scouting for the Yankees in 1983, served the San Diego Padres, '84-'87, as a batting instructor...Became the Orioles minor league roving hitting instructor in '88, a position he still holds.

PERSONAL: Graduated in '52 from White Plains (NY) HS, where he played baseball, football and basketball...Graduated in '56 from Ithaca College, where he played baseball and basketball, and received a B.S. degree in Physiotherapy...Named American Legion Player of the Year in '51.

MANAGERIAL/COACHING CAREER

1967	Player/Coach, Appleton, Midwest League (White Sox)
1968-72	Scout and Minor League Instructor (White Sox)
1973	Manager, Appleton, Midwest League (White Sox)
1974-75	Scout, White Sox
1976-82	Batting Coach, Astros
1983	Scout, Yankees
1984-87	Batting Coach, Padres
1988-91	Batting Instructor, Orioles Farm System

Year	Club	MANAGERIAL CAREER				
		League	W	L	Pct	Finish
1973	Appleton	Midwest	44	76	.367	5th

LEIN, Christopher P.

PITCHING COACH-Bluefield, Height: 6-3 **Weight:** 225 **Batted:** R **Threw:** R,
Born: Oct 23, '58, Staten Island, NY, **Resides:** North Myrtle Beach, SC,

NOTES: This is his 1st season as a coach in the Orioles system...Was originally signed by the Yankees in '79...Released by New York, he was picked up by Pittsburgh in spring, '83 and began his coaching career in the Pirates' organization the following year.

COACHING CAREER

1984	Coach, Macon, South Atlantic League (Pirates)
1985-86	Coach, Prince William, Carolina League (Pirates)
1987-88	Coach, Salem, Carolina League (Pirates)
1989	Coach, Harrisburg, Eastern League (Pirates)
1991	Coach, Bluefield, Appalachian League (Orioles)

LUEBBER, Stephen Lee

PITCHING COACH-Hagerstown Height: 6-3 **Weight:** 195 **Batted:** R
Threw: R **Born:** July 9, '49, Clinton, MO **Resides:** Joplin, MO

STEVE LUEBBER (Cont)

NOTES: This is his 1st season as a coach in the Orioles system...In '90 he was pitching coach of the Riverside Red Wave of the Class A California League...Had been part of the San Diego Padres' minor league organization staff since '84...Had originally signed with the Minnesota Twins in '67 and played for the Twins in '71, '72 and '76, for Toronto in '79 and for the O's in '81.

COACHING CAREER

1981	Player/coach, Rochester, International League (Orioles)
1982	Player/coach, Denver, American Association (Rangers)
1983	Player/coach, Evansville, American Association (Tigers)
1984	Pitching coach, Spokane, Northwest League (Padres)
1985	Pitching coach, Charleston, SC, South Atlantic League (Padres)
1986	Pitching coach, Beaumont, Texas League (Padres)
1987-88	Pitching coach, Wichita, Texas League (Padres)
1989	Pitching coach, Las Vegas, Pacific Coast League (Padres)
1990	Pitching coach, Riverside, California League (Padres)
1991	Pitching coach, Hagerstown, Eastern League (Orioles)

McCALL, Larry Stephen

PITCHING COACH-Kane County **Height:** 6-2 **Weight:** 195 **Batted:** L **Threw:** L **Born:** Sep 8, '52, Asheville, NC **Resides:** Asheville, NC

NOTES: Started in the Orioles organization in '71 and played at Bluefield, Lodi, Asheville and Rochester through '75...Released by the Orioles after 75 season and signed with the Yankees...Was 16-7 for Syracuse in '77 and later made major league debut with Yankees on Sep 10 vs Toronto...Recorded 1st win Aug 9, '78 vs Milwaukee.

Traded with **Sparky Lyle, Dave Rajsich, Mike Heath and Domingo Ramos** to the Rangers organization for **Dave Righetti, Juan Beniquez, Greg Jemison, Paul Mirabella and Mike Griffin** in '79...Pitched at Tucson, AAA, that season and won 14 games.

Traded to Cleveland along with **Gary Gray and Mike Buccu** for **David Clyde and Jim Norris** on Jan 4, '80...Played in Tacoma...Finished career in Toronto organization at Knoxville and Syracuse...Major league career record was 2-2.

PERSONAL: Graduated from Enka (NC) HS...Was the winning pitcher in the '70 North Carolina state championship game...Worked in private business after retiring from baseball in '81...Helped the University of North Carolina-Asheville start up a baseball program in '82...Returned to pro ball in '90 as pitching coach with the Orioles' Bluefield club in the rookie Appalachian League, a position he holds again this season.

MISCIK, Robert (Bob)

MANAGER-Kane County **Height:** 5-11 **Weight:** 180 **Batted:** R **Threw:** R **Born:** May 16, '58, Calumet, PA **Resides:** Calumet, PA

NOTES: Signed as a non-drafted free agent on June 18, '80...Started at Bradenton, but was promoted after batting .357 in 7 games...Led all 3rd baseman in the Pacific Coast League in double plays (29) in '84, and was 8-for-13 vs Las Vegas in the Pacific Coast series, including the game-winning home run in Game 2.

Led Hawaii in walks in '85 and was 3rd in batting, runs, hits and game-winning rbi...Hit 3 doubles in 3 at bats vs Calgary on May 2, '85...Signed as a free agent with California Mar 12, '87...Played in Edmonton in '87 and '88.

PERSONAL: Graduated in '76 from Mt. Pleasant (PA) HS, where he played baseball and football...Attended Indiana University of Pennsylvania, where he was All-District all 4 years...Majored in Health and Physical Education...His 1st year as a coach was '90, joining the Orioles farm club at Frederick in the Carolina League.

MOON, Wallace (Wally) Wade

MANAGER-Frederick **Height:** 6-0 **Weight:** 200 **Batted:** L **Threw:** R **Born:** Apr 3, '30, Bay, AK **Resides:** College Station, TX

NOTES: Named Manager of the Year in the Carolina League in his 1st season behind the Frederick bench...The Keys won both halves and then defeated Kinston for the CL championship...In 3 seasons as a manager in the Carolina League (was with Prince William, 1987-88), he is 173-181, .489. Homered in his 1st major league at bat with St. Louis in '54 and went on to be named National League Rookie of the Year...Traded to the LA Dodgers with pitcher **Phil Paine** for outfielder **Gino Cimoli** on Dec 4, '58...Won Gold Glove in '60 as an outfielder...Tied the National League record for home runs in the month of April in '61 (8)...Was head baseball coach at Brown University '65-'76...President/owner of the San Antonio Dodgers, '77-'81...Managed Prince William in '88...Joined the Orioles in '90 as manager of Frederick in the Carolina League.

PERSONAL: Graduated from Texas A&M University with a Masters Degree in Education in '51.

MANAGERIAL/COACHING CAREER

1965-76	Coach, Brown University
1977-81	President/owner, San Antonio, Texas League (Dodgers)
1986	Coach, Louisville, American Association (Cardinals)
1987-88	Manager, Prince William, Carolina League (Yankees)
1990-91	Manager, Frederick, Carolina League (Orioles)

Year	Club	MANAGERIAL CAREER				
		League	W	L	Pct	Finish
1987	P. William	Carolina	66	74	.471	3rd, 2nd
1988	P. William	Carolina	33	45	.423	3rd
1990	Frederick	Carolina	74	62	.544	1st, 1st

NAPOLEON, Ed

MANAGER-Extended/Gulf Coast **Height:** 5-8 **Weight:** 165 **Batted:** R **Threw:** R **Born:** Sep 13, '37, Baltimore, MD **Resides:** Bradenton, FL

NOTES: Spent the last 2 seasons on the coaching staff of the Houston Astros...Worked with Astros outfielders and was the club's Eye in the Sky...A 15-year veteran of the minor leagues as an outfielder, 3rd baseman and 1st baseman (1956-70)...Named to 8 different all-star teams...Started his career as a minor league manager in '70 with the Pirates organization...In '74 he went to work in the Yankees chain and remained there until '83...Served as 1st base coach for the Cleveland Indians for the next 3 years...He returned to managing in '86 guiding Kansas City's Eugene, OR club to a 45-29 mark and a 1st place finish in the Northwest League...In '87 and '88 he was a coach for the KC Royals.

PERSONAL: Graduated from Balboa (Canal Zone) High School in '55...He later attended Canal Zone JC, Macalester (MN) College and Eckerd (FL) College.

MANAGERIAL/COACHING CAREER

1970-73	Manager, Bradenton, Gulf Coast (Pirates)
1974-82	Coach, Manager, Yankees organization
1983-85	1B Coach, Indians
1986	Manager, Eugene, Northwest League (Royals)
1987-88	Coach, Royals
1989-90	Coach, Astros
1991	Manager, Gulf Coast League Orioles

ED NAPOLEON (Cont)

Year	Club	MANAGERIAL CAREER				
		League	W	L	Pct	Finish
1970	Bradenton	Gulf Coast	26	37	.413	7th
1971	Bradenton	Gulf Coast	20	32	.385	6th
1972	Bradenton	Gulf Coast	21	39	.350	7th
1973	Bradenton	Gulf Coast	17	37	.315	9th
1976	Oneonta	NY-Penn	24	46	.343	6th
1977	Ft. Lau'dale	Fla. State	53	80	.398	4th
1986	Eugene	Northwest	45	29	.608	1st

NARRON, Jerry Austin

MANAGER-Hagerstown, **Height:** 6-3 **Weight:** 205 **Batted:** L **Threw:** R
Born: Jan 5, '56, Goldsboro, NC, **Resides:** Goldsboro, NC

NOTES: Is beginning his 2nd season as manager of Hagerstown...In O's system, has 134-136 record, .496...Began major league career in '79 with the Yankees...Also played for Seattle and California...Retired as a player after the '88 season at Rochester and became the Frederick manager in '89.

PERSONAL: Graduated in '74 from Goldsboro (NC) HS, where he played baseball, basketball and football...Attended East Carolina University...Great uncle **Sam Narron** coached for 17 years with the Dodgers, Cardinals and Pirates.

Year	Club	MANAGERIAL CAREER				
		League	W	L	Pct	Finish
1989	Frederick	Carolina	73	65	.529	2nd, 2nd
1990	Hagerstown	Eastern	61	71	.462	6th

NICHOLS, Reid Thomas

COACH-Extended/Gulf Coast, **Height:** 5-11 **Weight:** 165 **Batted:** R **Threw:** R
Born: Aug 5, '58, Ocala, FL, **Resides:** Sarasota, FL

NOTES: This is his 1st season as a coach in the Orioles system...Played 8 seasons in the majors leagues with Boston, the Chicago White Sox and Montreal between '80-'87...His best year was '82 when he batted .302 in 92 games and had 7 homers and 33 rbi.

O'DONOGHUE, John Eugene

PITCHING COACH-Frederick, **Height:** 6-4 **Weight:** 215 **Batted:** R **Threw:** L
Born: Oct 7, '39, Kansas City, MO, **Resides:** Elkton, MD

NOTES: This is his 1st season as a coach...Prior to this, he had been in private business as vice-president of a company in Wilmington, DE...Played 9 seasons in the majors leagues and was a member of the '68 Orioles...His son, **John**, is a pitcher in the O's system.

PAZIK, Michael (Mike) Joseph

MINOR LEAGUE PITCHING COORDINATOR, **Height:** 6-3 **Weight:** 197
Batted: L **Threw:** L **Born:** Jan 26, '50, Lynn, MA, **Resides:** Bethesda, MD

NOTES: Joined the Orioles as a pitching coach at Charlotte in '88 and was named minor league pitching coordinator in '89, a position he still holds...Fired a no-hitter Aug 31, '71 vs Rochester...Made his major league debut in '75 with the Twins...In '76, led Pacific Coast League in winning percentage (.737) and tied for the league lead in in shutouts (3)...On disabled list for most of '77, but picked up 1st major league victory that season...Ended playing career in White Sox organization in '79.

248

Named manager of Glen Falls in the White Sox organization for the '80 season...Moved on to Edmonton as a pitching coach in '81...Joined the Brewers as a roving pitching instructor in '83, then was named interim manager of Stockton in '84.

PERSONAL: Graduated from Lynn English (MA) HS in '68...Played baseball, football and basketball...Pitched a perfect game in high school...Graduate of Holy Cross College with a B.A. degree in Sociology...Struck out 22 batters in a college game that he lost 1-0...Pitched in the Cape Cod League, '68-'69 and '71.

MANAGERIAL/COACHING CAREER

1980	Manager, Glen Falls, Eastern League (White Sox)
1981	Pitching Coach, Edmonton, Pacific Coast League (White Sox)
1982	Pitching Coach, Appleton, Midwest League (White Sox)
1983-87	Pitching Instructor, Milwaukee Farm System
1988	Pitching Coach, Charlotte, (Orioles)
1989-91	Minor League Pitching Coordinator (Orioles)

Year	Club	MANAGERIAL CAREER				
		League	W	L	Pct	Finish
1980	Glens Falls	Eastern	63	74	.460	2nd, 4th
1984	Stockton	California	8	3	.727	4th

TULLIER, Michael Lawrence

COACH-Bluefield, **Height:** 6-0 **Weight:** 183 **Batted:** L **Threw:** L **Born:** Jan 9, '62, New Orleans, LA **Resides:** New Orleans, LA

NOTES: This is his 1st season as a coach in the Orioles system...In '89 he played with the Iowa Cubs, AAA, of the American Association, batting .218 with one homer and 24 rbi in 83 games...In '90, was an associate scout for the Cubs...Is also a scout for the O's covering Louisiana, Mississippi and Arkansas.

YOUNG, Michael (Mike) Richard

COACH-Rochester, **Height:** 6-1 **Weight:** 175 **Batted:** R **Threw:** R **Born:** Dec 21, '55, Chicago, IL **Resides:** Queensland, Australia

NOTES: Led the Perth Heat in the Australian Baseball League to a championship in '90-'91...Played in the Netherlands, '79-'80...Player/manager at Brisbane (Australia), '82-'83, and continued as manager after he retired as a player...Named head coach of the Australian Olympic baseball team in '88...Managed Medicine Hat in the Blue Jays organization in '85...Joined the Orioles in '89 as the manager of Bluefield and in '90 managed the O's Wausau team in the Midwest League...Begins his 1st year as a coach at Triple A this season.

PERSONAL: Graduated from the University of Wisconsin-River Falls in '78 with a B.S. in Social Psychology...Named to All-Conference teams in '77 and '78.

MANAGERIAL/COACHING CAREER

1985	Manager, Medicine Hat, Pioneer League (Blue Jays)
1986-88	Managed in Australia
1988	Coach, Australian Olympic team
1989	Manager, Bluefield, Appalachian League (Orioles)
1990	Manager, Wausau, Midwest League (Orioles)
1991	Coach, Rochester, International League (Orioles)

YOUNGBLOOD, Joel Randolph III

COACH-Frederick, **Height:** 5-11 **Weight:** 180 **Batted:** R **Threw:** R **Born:** Aug 28, '51, Houston, TX **Resides:** Scottsdale, AZ

NOTES: This is his 1st season as a coach...Played 14 years with the Mets, Giants, Reds, Expos and Cardinals...Career average was .265 (3659-969) with 80 homers in 1408 games...Finished with 93 career pinch hits, tied for 18th on all-time list...Played outfield, caught and played all 4 infield positions during his major league career.

249

ORIOLES FARM SYSTEM PLAYERS

ALEXANDER, Eric Derrell (OF) KANE COUNTY

Height: 5-11 **Weight:** 200 **Bats:** R **Throws:** R **Signed by:** Paul Fryer
Born: Aug 7, '71, Los Angeles, CA **Resides:** Los Angeles, CA **Acquired:** Orioles 3rd round pick in June, '89 draft.

Notes: Sat out the entire 1990 season with an injury to his right shoulder.

Personal: Graduated from University (CA) HS in '89...Was 1st team All-League for 3 years and All-Bay Area and All-City for 2 years...Played Little League with Culver City, Babe Ruth League with Culver City.

Year	Club	CLS	AVG.	G	AB	R	H	2B	3B	HR	RBI	BB	SO	SB	CS	HP
1989	Bluefield	R	.293	26	75	14	22	1	0	1	8	19	18	2	1	4
1990	Wausau	A	(Disabled List)													

ALEXANDER, Manuel (Manny) DeJesus (SS) HAGERSTOWN

Height: 5-10 **Weight:** 150 **Bats:** R **Throws:** R **Signed by:** Carlos Bernhardt **Born:** Mar 20, '71, San Pedro de Macoris, DR **Resides:** San Pedro de Macoris, DR **Acquired:** Non-drafted free agent signed Feb 4, '88.

Notes: 1990: With Wausau (A), had 3 hits in a game 3 times...Was on the disabled list Apr 26-July 23 with a sore back. 1989: Batted .310 at Bluefield (Rookie), 10th best in the Appalachian League...Was 1st in hits (85) and at bats (274)...Had 5 hits in a game...Named to the Appalachian League All-Star team...Was chosen Appy League's best prospect by Baseball America and selected the best shortstop in all 5 rookie leagues.

Year	Club	CLS	AVG.	G	AB	R	H	2B	3B	HR	RBI	BB	SO	SB	CS	HP
1988			(Dominican Summer League)													
1989	Bluefield	R	.310	65	274	49	85	13	2	2	34	20	49	19	8	3
1990	Wausau	A	.178	44	152	16	27	3	1	0	11	12	41	8	3	1
Pro Totals			.263	109	426	65	112	16	3	2	45	32	90	27	11	4

ALSTEAD, Jason Alan (OF) FREDERICK

Height: 6-0 **Weight:** 190 **Bats:** L **Throws:** R **Signed by:** Lane Decker **Born:** Aug 7, '68, Ortonville, MN **Resides:** Alexandria, MN **Acquired:** Orioles' 12th round pick in June, '90 draft.

Notes: 1990: With Bluefield (Rookie), led Appalachian League outfielders with .988 fielding percentage...Hit his 1st professional homer June 25 in his 4th game...Had a pair of 7-game hit streaks, July 12-20 and Aug 15-21...Had a pair of 3-hit games and scored 3 runs in a game July 30.

Personal: Attending St. Cloud (MN) State University with major in math and statistics and minor in computer science...Mother, **ReNae**, is of Norwegian descent...Father, **Larry**, a Minnesota state trooper, is a combination of Norwegian/Swedish/Danish/English descent...Played Little League in Paynesville, MN and American Legion in Alexandria, MN...Was baseball, football and hockey letterman at Jefferson HS...Was All-Conference (North Central Conference) at St. Cloud State...Plays the trumpet.

Year	Club	CLS	AVG.	G	AB	R	H	2B	3B	HR	RBI	BB	SO	SB	CS	HP
1990	Bluefield	R	.255	55	200	35	51	3	0	3	16	26	44	12	5	0

ANDERSON, Matthew A. (LHP) KANE COUNTY

Height: 6-3 **Weight:** 180 **Bats:** L **Throws:** L **Signed by:** Paul Fryer **Born:** June 3, '71, Glendale, CA **Resides:** Ventura, CA **Acquired:** Orioles' 5th round pick in June, '89 draft.

Notes: 1990: Led Bluefield (Rookie) and was 5th in the Appalachian League with 88 strikeouts...Was 9th in the league with a 2.71 era...Recorded 3 consecutive 10-strikeout games, July 2-7-12...Also had 10 strikeouts Aug 14 and fanned career-high 13 batters on Aug 27...Then was promoted to Wausau (A)...His 1st professional win, June 27, came after 5 losses (4 in '89)...Won his final 3 decisions and was 4-1 between July 30-Aug 27.

Personal: Graduated from Buena HS in '89...Father, **Bud**, played AAA baseball in the Boston Red Sox organization.

Year	Club	CLS	W-L	ERA	G	GS	CG	SHO	SV	IP	H	R	ER	BB	SO
1989	Bluefield	R	0-4	8.66	14	5	0	0	0	35.1	60	48	34	18	35
1990	Bluefield	R	6-4	2.71	12	12	2	0	0	83	74	30	25	21	88
	Wausau	A	1-3	4.43	18	2	0	0	0	42.2	49	31	21	24	39
Pro Totals			7-11	4.48	44	19	2	0	0	161	183	109	80	63	162

250

ASENCIO Matires (Mattie) Guzman (IF) BLUEFIELD

Height: 6-0 **Weight:** 150 **Bats:** R **Throws:** R **Signed by:** Carlos Bernhardt **Born:** Mar 10, '70, San Pedro de Macoris, DR **Resides:** San Pedro de Macoris, DR

Acquired: Non-drafted free agent signed Sep 19, '88.

Notes: 1990: Suffered through hitting droughts of 0-for-9, and 0-for-12 at Wausau (A)...Went 1-for-3 with an rbi in each of back-to-back games, June 11-12...Had a hit in his final game at Wausau, June 16, then went hitless in 17 at bats at Bluefield (Rookie)...1989: Played in the Dominican Summer League.

Year	Club	CLS	AVG.	G	AB	R	H	2B	3B	HR	RBI	BB	SO	SB	CS	HP
1989			(Dominican Summer League)													
1990	Wausau	A	.111	19	36	1	4	0	0	0	2	3	12	0	1	0
	Bluefield	R	.000	12	17	0	0	0	0	0	1	1	11	0	0	0
Pro Totals			.075	31	53	1	4	0	0	0	3	4	23	0	1	0

ANDUJAR, Guillermo (RHP) BLUEFIELD

Height: 6-0 **Weight:** 150 **Bats:** R **Throws:** R **Signed by:** Carlos Bernhardt **Born:** June 8, '73, San Pedro de Macoris, DR **Resides:** San Pedro de Macoris, DR

Acquired: Non-drafted free agent signed May 29, '90.

Notes: Played for the San Pedro de Macoris Orioles (Dominican Summer League) in 1990.

Personal: Brother of former major leaguer **Joaquin Andujar**.

Year	Club	CLS	W-L	ERA	G	GS	CG	SHO	SV	IP	H	R	ER	BB	SO	
1990			(Dominican Summer League)													

AQUINO, Geronimo (OF) BLUEFIELD

Height: 6-1 **Weight:** 160 **Bats:** R **Throws:** R **Signed by:** Carlos Bernhardt **Born:** July 9, '71, San Pedro de Macoris, DR **Resides:** San Pedro de Macoris, DR

Acquired: Non-drafted free agent signed Aug 26, '89.

Notes: Played for the San Pedro de Macoris Orioles (Dominican Summer League) in 1990.

Year	Club	CLS	AVG.	G	AB	R	H	2B	3B	HR	RBI	BB	SO	SB	CS	HP
1990			(Dominican Summer League)													

AQUINO, Pedro (C) BLUEFIELD

Height: 6-3 **Weight:** 190 **Bats:** R **Throws:** R **Signed by:** Carlos Bernhardt **Born:** Dec 25, '71, Hato Mayor, DR **Resides:** Hato Mayor, DR

Acquired: Non-drafted free agent signed Jan 23, '90.

Notes: Played for the San Pedro de Macoris Orioles (Dominican Summer League) in 1990.

Year	Club	CLS	AVG.	G	AB	R	H	2B	3B	HR	RBI	BB	SO	SB	CS	HP
1990			(Dominican Summer League)													

BEASLEY, Anthony Wayne (IF) FREDERICK

Height: 5-9 **Weight:** 170 **Bats:** R **Throws:** R **Signed by:** Jim Gilbert **Born:** Dec 5, '66, Fredricksburg, VA **Resides:** Bowling Green, VA

Acquired: Orioles 19th pick in June, '89 draft.

Notes: 1990: At Frederick (A), had an 8-game hit streak (July 29-Aug 5, 28-11, .393) and a pair of 7-game streaks (Aug 12-18, 30-10, .333 and Aug 20-28, 28-14, .500)...Had 3 hits in a game 4 times...Had 3 rbi in a game twice...Scored 4 runs in a game, Aug 8...Hit 6 triples, tied for the most in the O's organization...Led Carolina League with 12 sacrifice hits.

Personal: Is a 1985 Graduate of Carolina (VA) HS...Played Little League, Babe Ruth League and American Legion with Post 206...Played semi-pro baseball with Carolina Cubs and Fredricksburg Giants...Attended Louisburg (NC) College and Liberty (VA) University...Hit 2-run homer in Junior College World Series in '87...Father, **James**, is a logger.

Year	Club	CLS	AVG.	G	AB	R	H	2B	3B	HR	RBI	BB	SO	SB	CS	HP
1989	Erie	A	.252	65	274	39	69	11	2	1	14	25	31	19	4	4
1990	Frederick	A	.251	124	399	57	100	14	6	1	31	30	68	9	9	7
Pro Totals			.251	189	673	96	169	25	8	2	45	55	99	28	13	11

251

BELL, James Derek (Derek) (C)

BLUEFIELD

Height: 6-2 Weight: 215 Bats: S Throws: R Signed by: Ed Sprague
Born: Oct 19, '70, Tracy, CA Resides: Tracy, CA Acquired: Non-drafted free agent signed June 21, '90.

Notes: 1990: Was batting .321 (28-9) at Bluefield (Rookie) through July 30, but was 2-for-17 the rest of the way with both hits coming in the same game, Aug 9.

Personal: Played Little League, Babe Ruth League and American League with Tracy (CA)...Graduated Tracy (CA) HS in '88...Lettered in baseball and football...Attended Delta (MS) College.

Table with columns: Year Club, CLS, AVG., G, AB, R, H, 2B, 3B, HR, RBI, BB, SO, SB, CS, HP. Rows include 1987 St. Catharines, 1988 Knoxville, Myrtle Beach, 1989 Knoxville, 1990 Bluefield, and Pro Totals.

BENGE, James Brett (Brett) (RHP)

BLUEFIELD

Height: 6-3 Weight: 185 Bats: R Throws: R Signed by: Mike Ledna
Born: Nov 23, '69, Fayette, KY Resides: Lexington, KY Acquired: Orioles 18th pick in June, '90 draft.

Notes: 1990: Appeared in 4 games with Bluefield (Rookie)...Made professional debut in a start, July 6...Struck out 5 in his other start, July 20, but also allowed 5 runs and 3 hits in 1.2 innings in that game.

Personal: Played Little League with South Lexington (KY) and also played Babe Ruth League...Attended Rend Lake (IL) Junior College.

Table with columns: Year Club, CLS, W- L ERA, G GS CG SHO SV IP H R ER BB SO. Row: 1990 Bluefield.

BENITEZ, Armando (RHP)

BLUEFIELD

Height: 6-4 Weight: 180 Bats: R Throws: R Signed by: Carlos Bernhardt
Born: Nov 3, '72, Ramon Santana, DR Resides: Ramon Santana, DR Acquired: Non-drafted free agent signed Apr 1, '90.

Notes: Played for the San Pedro de Macoris Orioles (Dominican Summer League) in 1990.

Table with columns: Year Club, CLS, W- L ERA, G GS CG SHO SV IP H R ER BB SO. Row: 1990 (Dominican Summer League).

BERLIN, Randolph (Randy) (IF)

HAGERSTOWN

Height: 6-4 Weight: 190 Bats: R Throws: R Signed by: St. Louis Cardinals
Born: Nov 21, '67, Silver Spring, MD Resides: Rockville, MD Acquired: Free agent signed Aug 16, '90.

Notes: 1990: Was released by the Cardinals organization and was signed by the Orioles...Appeared in 6 games with Hagerstown (AA).

Table with columns: Year Club, CLS, AVG., G, AB, R, H, 2B, 3B, HR, RBI, BB, SO, SB, CS, HP. Rows include 1988 Johnson City, 1989 Hamilton, 1990 Hagerstown, and Pro Totals.

BERTHEL, Daniel Jean (OF)

FREDERICK

Height: 6-3 Weight: 185 Bats: R Throws: R Signed by: Ed Crosby
Born: Apr 8, '68, Hawthorne, CA Resides: Hawthorne, CA Acquired: Orioles 16th pick in June, '89 draft.

Notes: 1990: With Frederick (A), named to the mid-season Carolina League All-Star team...Had 3 hits in a game twice, 3 rbi in a game 4 times and scored 3 runs in a game, Aug 8...Had 8-game hit streak, May 31-June 8 (32-13, .406) including 5 consecutive 2-hit games...Had only one streak of going hitless in more than 2 consecutive games (4 games, Aug 28-31).

Personal: Lettered in baseball, football and soccer at Bishop Montgomery (CA) HS...Played Little League for Wiseburn (CA) and American Legion for Hawthorne (CA)...Attended El Camino (CA) Junior College and Long Beach State...Played in College World Series for Long Beach State.

Table with columns: Year Club, CLS, AVG., G, AB, R, H, 2B, 3B, HR, RBI, BB, SO, SB, CS, HP. Rows include 1988 Erie, 1990 Frederick, and Pro Totals.

BLUMBERG, Robert (Rob) Melton Jr (LHP)

HAGERSTOWN

Height: 6-1 Weight: 195 Bats: L Throws: L Signed by: Toronto Blue Jays
Born: Dec 10, '67, Albuquerque, NM Resides: New Port Richey, FL Acquired: From Toronto for if Rene Gonzales, Jan 15, '91.

Notes: 1990: At Myrtle Beach (A), averaged 8.9 strikeouts per 9 innings pitched...1989: Averaged 10.5 strikeouts per 9 innings for St. Catharines (A) in the NY-Penn League and was 3rd in the league with 102 strikeouts...In his career, he has averaged 9.3 strikeouts per 9 innings pitched.

Personal: Played Little League, Babe Ruth League and American Legion baseball with Casper (WY)...Graduated Natrona County (WY) HS in '85...Attended Cochise (AZ) Junior College and Nicholls State (LA)...Was originally signed by the Blue Jays as Toronto's 15th selection in the June, '89 draft...Has superstition of not walking on chalk lines.

Table with columns: Year Club, CLS, W- L ERA, G GS CG SHO SV IP H R ER BB SO. Rows include 1989 St. Catharines, Knoxville, 1990 Myrtle Beach, and Pro Totals.

BREA, Vincente Aybal (C)

GULF COAST

Height: 6-1 Weight: 185 Bats: R Throws: R Signed by: Carlos Bernhardt
Born: June 5, '73, Bani, DR Resides: Bani, DR Acquired: Non-drafted free agent signed Jan 17, '91.

Notes: Signed for the 1991 season.

BUFORD, Damon Jackson (OF)

FREDERICK

Height: 5-10 Weight: 170 Bats: S Throws: R Signed by: Jim Howard
Born: June 12, '70, Baltimore, MD Resides: Sherman Oaks, CA Acquired: Orioles 10th pick in June, '90 draft.

Notes: 1990: Led Wausau (A) with 15 stolen bases despite playing only 41 games...Tied for 4th on the team with 31 runs scored...Hit in 32 of 41 games including his 1st 7 games as a pro, July 14-20 (32-13, .406)...Had trio of 3-hit games, had 3 rbi in a game, July 18...Stole 3 bases, Aug 11...Scored runs in 25 of 41 games and scored 3 runs in a game twice.

Personal: Was baseball and basketball letterman at Birmingham (CA) HS...Attending USC, taking business finance classes...Earned 3 letters for baseball and was freshman All-American...Played Little League for Encino, CA and American Legion for Encino-Tarzana Post 582...Father, Don Sr, spent 10-year major league career with White Sox and Orioles...Brother, Don Jr, played in Orioles organization, but left in '90 to attend medical classes at UCLA...Has superstition of always wearing his left sock inside out.

Table with columns: Year Club, CLS, AVG., G, AB, R, H, 2B, 3B, HR, RBI, BB, SO, SB, CS, HP. Row: 1990 Wausau.

BUMGARNER, Jeffrey Benton (RHP)

ROCHESTER

Height: 6-6 Weight: 205 Bats: R Throws: R Signed by: Minnesota Twins
Born: June 12, '67, Spokane, WA Resides: Richland, WA Acquired: Free agent signed May 3, '90.

Notes: 1990: Signed by the Orioles and assigned to Frederick (A) after he was released by the New York Mets organization...Struck out 12, June 24 and 10, July 9 in his only complete game of the season...Won 3 consecutive games, June 4-9-14...Pitched 8 innings in shutout win June 14 (9-0 over Durham) and June 24 (1-0 over Lynchburg)...1987: Tied for Southern League lead with 3 shutouts and was 3rd with 13 wins for Orlando (AA)...1986: Despite 7-14 record, was tabbed 4th best prospect in Midwest League by managers and coaches...Was 2nd in the league with 11 complete games...Hurled a pair of 2-hitters and a 3-hitter.

JEFF BUMGARNER (Cont)

Personal: Was Minnesota's No 1 selection in the June, '85 draft...Traded to the Mets, Dec 7, '88...Baseball, basketball and football letterman at Richland HS...Named Connie Mack State tournament mvp, pitching team to championship with 2 wins in 3 days.

Table with columns: Year, Club, CLS, W, L, ERA, G, GS, CG, SHO, SV, IP, H, R, ER, BB, SO. Rows include Elizabethton, Kenosha, Orlando, Portland, Jackson, St. Lucie, Frederick, and Pro Totals.

BURDICK, Stacey Lynn (RHP)

ROCHESTER

Height: 6-2 Weight: 182 Bats: R Throws: R Signed by: Fred Uhlman Sr Born: Dec 25, '65, Lynnwood, CA Resides: Largo, FL Acquired: Non-drafted free agent signed Aug 28, '85

Notes: 1990: Named to the Eastern League All-Star team...At Hagerstown (AA), won his 1st 2 games and was 5-2 through May 19...Recorded 10 strikeouts in a game, June 9 and 9 strikeouts, Apr 18, both in 7 innings...In the latter game, he allowed only 1 hit vs Williamsport...1988: Tied for Carolina League lead with 7 complete games...Was 10th in era (3.64) and had 5th highest strikeouts per 9 innings (7.95)...Threw a 2-hitter July 10 vs Salem but lost 3-1...1987: Tied for 4th in Appalachian League in strikeouts (83), and ranked 9th in era (2.69)...1985: Did not pitch during regular season but made pro debut in Florida Instructional League.

Personal: Won 3 letters in baseball and one in football at Pinellas Park (Largo, FL) HS...Won All-State honors his senior year (11-2, 0.80 era, 2 saves, 2 no-hitters and struck out 129 in 69 innings)...Pitched one season at Hillsborough (FL) Junior College.

Table with columns: Year, Club, CLS, W, L, ERA, G, GS, CG, SHO, SV, IP, H, R, ER, BB, SO. Rows include Bluefield, Miami, Hagerstown, Frederick, and Pro Totals.

BURGILLOS, Robert Jesus (IF)

BLUEFIELD

Height: 6-1 Weight: 185 Bats: R Throws: R Signed by: Miguel Machado Born: June 18, '71, Caracas, Venezuela Resides: Caracas, Venezuela Acquired: Non-drafted free agent signed Apr 10, '89.

Notes: Played for the Santo Domingo Coop Orioles (Dominican Summer League) in 1989.

Table with columns: Year, Club, CLS, AVG, G, AB, R, H, 2B, 3B, HR, RBI, BB, SO, SB, CS, HP. Rows include Bluefield and Pro Totals.

BYRNE, Clayton Philip (IF)

BLUEFIELD

Height: 6-1 Weight: 180 Bats: R Throws: R Signed by: Mike Young Born: Feb 12, '72, Guildford, Australia Resides: Marmion, Australia Acquired: Non-drafted free agent signed Dec 7, '89.

Notes: Played for the Perth Heat (Australian Baseball League) in 1990. Personal: Represented Australia in World Youth Series in Cuba, 1990...Father, Rodney, coached Western Australia to numerous Claxton Shield championships, the equivalent of the World Series of amateur baseball...Lists surfing as a hobby. Signed for 1991 season.

CAIRO, Sergio (OF)

KANE COUNTY

Height: 6-1 Weight: 165 Bats: R Throws: R Signed by: Carlos Bernhardt Born: Oct 22, '70, San Pedro de Macoris, DR Resides: San Pedro de Macoris, DR Acquired: Non-drafted free agent signed May 26, '88.

Notes: 1990: At Wausau (A), hit 2 homers in a game, Apr 29 vs Madison, but hit only one the rest of the season...Had 3 hits in a game 3 times, 3 runs in the Apr 29 game and 3 rbi in a game, Aug 24...Had 10-game hit streak, Aug 11-22 (32-12, .375) and hit in 14 of 15 games, Aug 11-27 (56-18, .321)...1989: Hit grand slam July 2 vs Johnson City.

Table with columns: Year, Club, CLS, AVG, G, AB, R, H, 2B, 3B, HR, RBI, BB, SO, SB, CS, HP. Rows include Bluefield, Wausau, and Pro Totals.

CARPER, Mark Raymond (RHP)

BLUEFIELD

Height: 6-2 Weight: 200 Bats: R Throws: R Signed by: Ed Sprague Born: Sep 29, '68, Cheverly, MD Resides: Highland, MD Acquired: Non-drafted free agent signed Feb 19, '91.

Notes: Signed for 1991.

Personal: Played Babe Ruth League with Prince Georges County (MD) and American Legion baseball with Howard County (MD)...Graduated Atholton (MD) HS in '86...Lettered in baseball, basketball and football...Is expected to graduate Stanford University in spring, '91...Played on 2 NCAA championship teams...Teammate of O's No 1 pick from '90, Mike Mussina...Received the Baltimore Athlete of the Year Award in '86.

CAVERS, Michael David (LHP)

ROCHESTER

Height: 6-5 Weight: 195 Bats: R Throws: L Signed by: Ray Crone Born: Dec 14, '64, Houston, TX Resides: Houston, TX Acquired: Non-drafted free agent signed June 18, '87.

Notes: 1990: With Hagerstown (AA), lost his 1st 5 decisions over 7 starts...First win came May 23, but then dropped his next 5 decisions between May 30-Aug 26 (22 games, 4 starts)...Won again, Aug 28, in his final start of the year...Pitched season-high 7 innings May 3 and again May 8 in a game he allowed 4 hits in a no-decision (r/er-1, bb-1, so-3), a 3-2 loss at London.

Personal: Graduated Robert E. Lee (TX) HS in '83 where he played baseball...Graduated Southwestern University in '87 with major in finance and minor in economics...Played in the NAIA World Series.

Table with columns: Year, Club, CLS, W, L, ERA, G, GS, CG, SHO, SV, IP, H, R, ER, BB, SO. Rows include Bluefield, Erie, Frederick, Hagerstown, and Pro Totals.

CHOUNARD, Robert William (RHP)

BLUEFIELD

Height: 6-1 Weight: 172 Bats: R Throws: R Signed by: Jerry Zimmerman Born: May 1, '72, Manila, Philippines Resides: Forest Grove, OR Acquired: Orioles 5th pick in June, '90 draft.

Notes: 1990: With Bluefield (Rookie), lost his 1st 5 decisions as a pro over 8 starts...Pitched consecutive complete games, Aug 24 and Aug 29...In his 2 wins, his combined stats were ip-18, h-15, r-2, er-0, bb-2, so-14...Pitched 2-0 shutout, Aug 24, vs Elizabethton, allowing 7 hits, no walks and striking out 10.

Personal: Played Babe Ruth baseball with the Forest Grove (OR) '89 World Championship team...Was 4-year baseball letterman at Forest Grove HS and 1st team All-State in '90.

Table with columns: Year, Club, CLS, W, L, ERA, G, GS, CG, SHO, SV, IP, H, R, ER, BB, SO. Rows include Bluefield.

CLEMENTE, Roberto Jr (OF)

HAGERSTOWN

Height: 5-11 Weight: 200 Bats: S Throws: R Signed by: Philadelphia Phillies Born: Aug 17, '66, Santurce, PR Resides: Rio Piedras, PR Acquired: Free agent signed Sep 10, '90.

Personal: Was released by Philadelphia and Texas prior to being signed by the Orioles...Played Little League in Willie Mays League, Babe Ruth baseball with Pee Wee Reese and Connie Mack Leagues and Ameri-

MICHAEL DEUTSCH (Cont)

Year	Club	CLS	W	L	ERA	G	GS	CG	SHO	SV	IP	H	R	ER	BB	SO
1988	Erie	A	7	1	2.98	14	14	3	1	0	93.2	94	38	31	27	71
1989	Frederick	A	4	9	4.94	25	19	2	0	0	129.1	147	87	71	50	81
1990	Frederick	A	4	0	4.52	23	4	1	0	0	67.2	76	39	34	32	40
Pro Totals			15	10	4.21	62	37	6	1	0	290.2	317	164	136	109	192

DEVARES, Cesar Salvator (C)

KANE COUNTY

Height: 5-10 **Weight:** 175 **Bats:** R **Throws:** R **Signed by:** Carlos Bernhardt **Born:** Sep 22, '69, San Francisco de Macoris, DR **Resides:** San Francisco de Macoris, DR **Acquired:** Non-drafted free agent signed Feb 6, '88.

Notes: At Wausau (A), singled, homered and drove in 3 runs in his 1st game, Apr 7 at Appleton...Had 4 hits in a game, Aug 24 vs Rockford.

Personal: Played Little League baseball.

Year	Club	CLS	AVG.	G	AB	R	H	2B	3B	HR	RBI	BB	SO	SB	CS	HP
1988																
1989	Bluefield	R	.214	12	42	3	9	4	0	0	7	1	5	0	0	0
1990	Wausau	A	.199	56	171	7	34	4	1	3	19	7	28	2	3	0
Pro Totals			.202	68	213	10	43	8	1	3	26	8	33	2	3	0

DICKERSON, Bobby (IF)

HAGERSTOWN

Height: 6-0 **Weight:** 182 **Bats:** R **Throws:** R **Signed by:** New York Yankees **Born:** Sep 4, '65, Laurel, MS **Resides:** LaPlace, LA **Acquired:** Free agent signed Nov 27, '90.

Personal: Played Little League and Babe Ruth League with Lebro (LA) and American Legion for Riverlands National Park (LA)...Graduated East St. John (LA) HS in '83...Was originally the Yankees' 23rd round pick in the June, '83 draft.

Year	Club	CLS	AVG.	G	AB	R	H	2B	3B	HR	RBI	BB	SO	SB	CS	HP
1987	Oneonata	A	.278	8	18	4	5	1	0	1	4	2	1	1	0	0
	Ft. Lauderdale	A	.196	23	56	6	11	5	0	0	3	4	14	0	0	3
1988	Ft. Lauderdale	A	.246	85	305	29	75	21	0	2	42	5	50	1	0	5
1989	Albany	AA	.255	21	55	8	14	2	0	1	5	0	12	1	0	2
	Columbus	AAA	.185	24	65	8	12	4	0	0	5	2	15	0	1	1
1990	Albany	AA	.220	58	182	20	40	8	2	1	17	7	29	0	0	1
Pro Totals			.231	219	681	75	157	41	2	5	76	20	121	3	1	12

DiMARCO, Steven P. (IF)

KANE COUNTY

Height: 6-0 **Weight:** 185 **Bats:** L **Throws:** R **Signed by:** Leo Labossiere **Born:** Feb 2, '69, West Hempstead, NY **Resides:** West Hempstead, NY **Acquired:** Orioles 20th pick in June, '90 draft.

Notes: Was 2nd on Bluefield (Rookie) with 13 doubles although he only played in 43 of the team's 70 games...Pitched in 2 games, July 1 and July 3, retiring all 3 batters he faced...Earned a save, July 3 vs Burlington.

Personal: Graduated West Hempstead (NY) HS in '87...Attending C.W. Post (NY) College with a marketing and business major...Played Little League.

Year	Club	CLS	AVG.	G	AB	R	H	2B	3B	HR	RBI	BB	SO	SB	CS	HP
1990	Bluefield	R	.273	43	150	19	41	13	1	0	18	15	23	1	0	0
	Wausau	A	.138	18	65	4	9	1	0	1	3	5	15	2	1	1
Pro Totals			.233	61	215	23	50	14	1	1	21	20	38	3	1	1

DISTEFANO, Benito (Benny) James Jr (OF)

ROCHESTER

Height: 6-1 **Weight:** 200 **Bats:** L **Throws:** L **Signed by:** Pittsburgh Pirates **Born:** Jan 23, '62, Brooklyn, NY **Resides:** Thieles, NY **Acquired:** Free agent signed Feb 7, '90.

Notes: 1990: Played for the Chunichi Dragons of the Japan Central League...1988: Was pick to play in 1st ever AAA All-Star Game...Led American Association with 12 hit by pitches...Led Buffalo in home runs and rbi...Had a pair of 2-homer games...Had two 9-game hitting streaks...Homered Sep 21 at St. Louis, his 5th ML homer, 3rd as a pinch hitter...1987: Led Pacific Coast League with 15 hit by pitches...Led PCL 1st basemen with .995 fielding average...1986: Hit for the cycle, May 9 at Edmonton, going 4-for-4 with 5 rbi...On Sep 1, after Cincinnati's Ted Power retired the 1st 17 Pirates, he connected for a pinch hit home

run...1984: Made ML debut May 18 vs Atlanta and in 1st plate appearance, tripled off **Pete Falcone**...Hit 1st ML home run June 8 at Philadelphia as a pinch hitter against **Larry Andersen**...Hit a grand slam, July 24 off **Bob James** at Montreal (also hit another homer at Olympic Stadium that season)...1983: Named to Eastern League All-Star team...1982: Led Sally League 1st basemen with 1184 putouts and 104 assists...Had 8 triples, tied for league lead.

Personal: Played Little League with Brooklyn, NY and played on Babe Ruth team which won World Series in '77...Graduated Lafayette HS in '81, same school **Sandy Koufax**, **Pete Falcone** and **John Franco** (Benny's classmate) attended...Was drafted by Dodgers in January, '81 and Blue Jays in June, '81, but decided on college...Attended Alvin (TX) Community College and expects to graduate from Rockland (TX) Junior College in May, '91...Originally was Pittsburgh's 2nd pick of the secondary phase in the January, '82 draft

Year	Club	CLS	AVG.	G	AB	R	H	2B	3B	HR	RBI	BB	SO	SB	CS	HP
1982	Greenwood	A	.289	136	477	74	138	23	8	15	89	85	58	11	4	1
1983	Lynn	AA	.271	137	480	71	130	19	7	25	92	63	40	2	4	5
1984	Hawaii	AAA	.304	66	240	40	73	13	8	6	33	24	14	2	1	5
	Pittsburgh	NL	.167	45	78	10	13	1	2	3	9	5	13	0	1	1
1985	Hawaii	AAA	.238	136	480	74	114	27	8	14	67	69	53	5	2	1
1986	Hawaii	AAA	.259	111	402	58	104	25	9	13	57	41	45	2	4	3
	Pittsburgh	NL	.179	31	39	3	7	1	0	1	5	1	5	0	0	0
1987	Vancouver	AAA	.278	130	431	67	120	20	4	15	77	72	53	7	6	15
1988	Buffalo	AAA	.263	135	482	69	127	26	1	19	63	50	58	6	5	12
	Pittsburgh	NL	.345	16	29	6	10	3	1	1	6	3	4	0	0	0
1989	Pittsburgh	NL	.247	96	154	12	38	8	0	2	15	17	30	1	0	3
	Buffalo	AAA	.235	5	17	2	4	1	0	0	3	2	3	0	0	1
1990																
M.L. Totals			.227	188	300	31	68	13	3	7	35	26	52	1	1	4
Pro Totals			.265	1044	3309	486	878	167	48	114	516	432	376	36	27	47

EGELSTON, Michael Shane (RHP)

BLUEFIELD

Height: 6-1 **Weight:** 185 **Bats:** R **Throws:** R **Signed by:** Lane Decker **Born:** Mar 30, '69, Houston, TX **Resides:** Blue Springs, MO **Acquired:** Orioles 26th pick in June, '90 draft.

Notes: At Bluefield (Rookie), won his only decision, July 3 vs Burlington...Recorded 4 strikeouts in his final game, July 23 vs Burlington.

Personal: Graduated Blue Springs (MO) HS in '87 and was 3-year baseball letterman...Attended Johnson County (KS) Community College...Was an instructor at **Buddy Biancalana** Baseball Academy...Played Little League and American Legion baseball with Blue Springs...His brother, **Chris**, played in the Orioles organization '84-'86.

Year	Club	CLS	W	L	ERA	G	GS	CG	SHO	SV	IP	H	R	ER	BB	SO
1990	Bluefield	R	1	0	4.03	11	0	0	0	1	22.1	24	11	10	3	15

ESPINOZA, Jose Antonio (IF)

BLUEFIELD

Height: 6-4 **Weight:** 180 **Bats:** R **Throws:** R **Signed by:** Carlos Bernhardt **Born:** July 18, '73, San Pedro de Macoris, DR **Resides:** San Pedro de Macoris, DR **Acquired:** Non-drafted free agent signed July 19, '90.

Notes: Was signed one day after his 17th birthday for the 1991 season.

EVANS, Justin David (OF)

BLUEFIELD

Height: 6-1 **Weight:** 180 **Bats:** R **Throws:** R **Signed by:** Lane Decker **Born:** June 9, '72, Oklahoma City, OK **Resides:** Oklahoma City, OK **Acquired:** Orioles 23rd pick in June, '90 draft.

Notes: Was signed for the 1991 season.

Personal: Graduated from Bethany (OK) HS in '90 and was baseball, football, basketball and track letterman...Played Little League with Oklahoma City and American Legion with Tri City Majors (Oklahoma City), finishing 3rd in state, '89-'90.

FAULKNER, Craig Alan (C)

HAGERSTOWN

Height: 6-5 **Weight:** 230 **Bats:** R **Throws:** R **Signed by:** Lenny Johnston **Born:** Oct 18, '65, Anchorage, AK **Resides:** Venice, FL **Acquired:** Non-drafted free agent signed June 14, '87.

Notes: 1990: For Hagerstown (AA), had a pair of 4-hit games and scored 3 runs in a game twice...Had 3 rbi in a game, June 22 vs Har-

CRAIG FAULKNER (Cont)

risburg...Had 9-game hit streak, June 8-15 (35-15, .429)...1989: Hit a grand slam on June 11 for Hagerstown (AA) vs Reading...1988: Finished 10th in Eastern League with .284 average and 4th in caught stealing percentage (.353)...Named Howe News Bureau's "Star of Stars" winner as mvp of the Carolina League All-Star Game...1987: Led NY-Penn League in home runs (16); tied for 3rd in total bases (136) and led all catchers in assists (57).

Personal: Played Little League and Babe Ruth baseball in Venice, FL...Graduated Venice HS in '83...Lettered in baseball, basketball and football...Attended Louisiana State University (and was teammate of **Ben McDonald**)...Was Agri-business major at LSU.

Year Club	CLS	AVG.	G	AB	R	H	2B	3B	HR	RBI	BB	SO	SB	CS	HP
1987 Batavia	A	.273	75	275	38	75	13	0	16	51	26	58	2	0	3
1988 Hagerstown	A	.284	125	440	55	125	25	1	12	76	50	99	1	0	6
1989 Hagerstown	AA	.210	81	272	27	57	8	2	8	30	22	97	0	2	2
Rochester	AAA	.000	3	7	1	0	0	0	0	0	1	2	0	0	0
1990 Hagerstown	AA	.249	104	370	36	92	18	0	5	44	22	75	0	3	5
Pro Totals		.256	388	1364	157	349	64	3	41	201	121	331	3	5	16

FLOWERS, Douglas Clyde (C)

BLUEFIELD

Height: 6-1 **Weight:** 185 **Bats:** L **Throws:** R **Signed by:** Jim Gilbert
Born: Apr 11, '69, Wilson, NC **Resides:** Elm City, NC **Acquired:** Orioles 44th pick in June, '90 draft.

Notes: 1990: At Bluefield (Rookie), got off to a slow start, going 6-for-33, .182, through Aug 9 (17 games)...After that, he batted .310 (71-22)...Had 3 hits in a game twice...His longest hit streak was 4 games, 3 times.

Year Club	CLS	AVG.	G	AB	R	H	2B	3B	HR	RBI	BB	SO	SB	CS	HP
1990 Bluefield	R	.269	39	104	13	28	5	2	2	12	8	24	1	2	3

GALVEZ, Angel Reynaldo (RHP)

BLUEFIELD

Height: 6-1 **Weight:** 165 **Bats:** R **Throws:** R **Signed by:** Carlos Bernhardt
Born: Sep 24, '73, La Bomana, DR **Resides:** La Bomana, DR **Acquired:** Non-drafted free agent signed July 22, '90.

Notes: Signed for the 1991 season.

GARCIA, Manuel (Manny) Lora DeJesus (IF)

KANE COUNTY

Height: 6-0 **Weight:** 180 **Bats:** R **Throws:** R **Signed by:** Texas Rangers
Born: Nov 9, '68, San Pedro de Macoris, DR **Resides:** Philadelphia, PA **Acquired:** Non-drafted free agent signed Jan 19, '91.

Notes: Signed for the 1991 season.

GILBERT, Roy LeVon (OF)

ROCHESTER

Height: 5-9 **Weight:** 160 **Bats:** S **Throws:** R **Signed by:** Ray Crone
Born: Oct 16, '66, Shreveport, LA **Resides:** Minden, LA **Acquired:** Orioles 23rd pick in June, '88 draft.

Notes: 1990: Led Frederick (A) and was 3rd in the Carolina League with 81 runs scored...Led Keys with 22 stolen bases (tied for 3rd most in O's organization)...Led the team in games (125), at bats (471) and walks (55)...Was tied for team lead with 26 doubles...Hit a grand slam May 10 at Durham...Had a couple of 4-hit games and drove in 4 runs in a game twice...Went 4-for-6 with 4 runs scored, and a home run, July 24 at Salem...Scored 3 runs in a game 5 times...Had a 9-game hit streak, Aug 3-12 (37-15, .405)...Drove in 7 runs in 3 games, Aug 8-10-11...1988: Tied for NY-Penn League lead in doubles (19); 3rd in at bats (287) and runs (53).

Personal: Played Little League and American Legion baseball...Graduated from Minden (LA) HS in '84...Lettered 3 times in baseball...Attended Paris (TX) Junior College and Centenary (LA) College.

Year Club	CLS	AVG.	G	AB	R	H	2B	3B	HR	RBI	BB	SO	SB	CS	HP
1988 Erie	A	.254	73	287	53	73	19	0	1	32	33	35	30	8	1
1989 Frederick	A	.239	111	352	39	84	9	1	2	38	17	34	35	6	4
1990 Frederick	A	.253	125	471	81	119	26	3	2	48	55	56	22	20	7
Pro Totals		.249	309	1110	173	276	54	4	5	118	105	125	87	34	12

GODIN, Steven Mathew (OF)

KANE COUNTY

Height: 6-1 **Weight:** 180 **Bats:** R **Throws:** R **Signed by:** Jim Gilbert
Born: May 22, '69, Burlington, VT **Resides:** Milton, VT **Acquired:** Orioles 17th pick in June, '90 draft.

Notes: 1990: Batted .190 (79-15) through his 1st 27 games for Wausau (A), but finished strong in his final 21 games (21-for-66, .318)...Had 2 hits, a home run and 3 rbi in a game, Aug 16 at South Bend...Twice had 3 hits in a game...Was 6-for-8 with 6 rbi in 3-game stretch, Aug 16-17-20.

Personal: Played Little League in Milton (VT), Babe Ruth League for Vint Hills Farms (VA) and American Legion baseball for Post 72, Warrenton, VA...Graduated Fauquier (VA) HS in '87...Lettered in baseball and football...Attended East Carolina University.

Year Club	CLS	AVG.	G	AB	R	H	2B	3B	HR	RBI	BB	SO	SB	CS	HP
1990 Wausau	A	.248	48	145	14	36	6	0	3	13	18	32	4	2	0

GRAHAM, Gordon Dallas (IF)

BLUEFIELD

Height: 6-0 **Weight:** 175 **Bats:** L **Throws:** L **Signed by:** Jim Howard
Born: Sep 16, '71, Carlisle, PA **Resides:** Hershey, PA **Acquired:** Orioles 11th pick in June, '90 draft.

Notes: 1990: At Bluefield (Rookie), had 3 hits and scored 3 runs in a game, July 8 vs Kingsport...Homered and drove in 5 runs in a game, July 28 vs Pulaski.

Personal: Played Little League in Hershey (PA)...Graduated Hershey (PA) HS in '90...Passed up college at Oklahoma State when he was drafted by the Orioles...Parents **Jeffrey** and **Charlene** are houseparents at the Milton Hershey School, a residential school for needy children in Hershey, PA.

Year Club	CLS	AVG.	G	AB	R	H	2B	3B	HR	RBI	BB	SO	SB	CS	HP
1990 Bluefield	R	.281	24	64	10	18	2	1	2	8	3	26	2	2	1

GREJTAK, Bryan F. (C)

BLUEFIELD

Height: 6-0 **Weight:** 195 **Bats:** R **Throws:** R **Signed by:** Lane Decker
Born: Apr 27, '69, Latrobe, PA **Resides:** Bradenville, PA **Acquired:** Non-drafted free agent signed Dec 15, '90.

Notes: Signed for the 1991 season.

Personal: Played Little League for Derry (PA) and American Legion for 2-time state champions Derry Post 324...Graduated Derry (PA) HS in '86 where he lettered in baseball and football...Attended Western Oklahoma Junior College and Oklahoma University.

GUTIERREZ, RICARDO (RICKY) (IF)

HAGERSTOWN

Height: 6-1 **Weight:** 175 **Bats:** R **Throws:** R **Signed by:** Jim Pam-layne
Born: May 23, '70, Miami, FL **Resides:** Miami, FL **Acquired:** Orioles 2nd pick in June, '88 draft.

Notes: 1990: Named to mid-season and season-ending Carolina League All-Star teams...With Frederick, had a pair of 11-game hit streaks, May 3-15 (51-20, .392) and June 24-July 4 (45-15, .333)...Had 4 hits in a game 4 times...Scored 4 runs in a game, May 13 at Durham...1989: Led all Carolina League shortstops in fielding percentage (.944)...1988: Led Appalachian League shortstops in total chances (309) and putouts (100).

Personal: Graduated from American (FL) HS in '88...Lettered in baseball...Father, **Roberto**, is an umpire and played baseball...Brother, **Roberto Jr.**, also played baseball.

Year Club	CLS	AVG.	G	AB	R	H	2B	3B	HR	RBI	BB	SO	SB	CS	HP
1988 Bluefield	R	.245	62	208	35	51	8	2	2	19	44	40	5	3	5
1989 Frederick	A	.232	127	456	48	106	16	2	3	41	39	89	15	10	3
1990 Frederick	A	.275	112	425	54	117	15	4	1	46	38	59	12	6	6
Hagerstown	AA	.234	20	64	4	15	0	1	0	6	3	8	2	0	0
Pro Totals		.251	321	1153	141	289	39	9	6	112	124	196	34	19	14

HALE, John DeShane (Shane) (LHP)

FREDERICK

Height: 6-1 **Weight:** 180 **Bats:** R **Throws:** L **Signed by:** Lamar North
Born: Dec 30 '68, Hattiesburg, MS **Resides:** Lucedale, MS **Acquired:** Orioles 7th pick in June, '90 draft.

Notes: 1990: Threw one of 2 Wausau (A) shutouts last season, July 29

SHANE HALE (Cont)

(1), defeating Appleton, 4-0, on a 4-hitter (ip-7, bb-1, so-3)...Won 3 consecutive starts and allowed only 2 earned runs in 21 innings, July 24-Aug 3...Recorded 10 strikeouts July 24 vs Beloit and 8 in a game twice...Also had 6-strikeout and 7-strikeout games.

Personal: Graduated from George County (MS) HS in '86...Attending University of South Alabama where he is a business (marketing) major...Father, **John**, signed a contract to play for the Baltimore Colts.

Year Club	CLS	W	L	ERA	G	GS	CG	SHO	SV	IP	H	R	ER	BB	SO
1990 Wausau	A	3	4	4.79	12	9	1	1	0	56.1	47	34	30	39	57

HAYDEN, Paris Antwann (OF)

HAGERSTOWN

Height: 5-10 **Weight:** 190 **Bats:** R **Throws:** R **Signed by:** Jim Pamlyne/Jack Sanford **Born:** Mar 20 '67, Brooklyn, NY **Resides:** Orange City, FL **Acquired:** Orioles 2nd pick (in 1st round) in June, '87 draft.

Notes: 1990: Had back-to-back 3-hit games for Frederick (A), Apr 13-14...Fast start earned him promotion to Hagerstown (AA) in early May...Hit his only 2 homers in consecutive games, May 12, 14...Ended season with 6-game hit streak, his longest, Aug 20-Sep 2 (23-7, .304)...**1988:** Hit grand slam, Aug 10 vs Geneva...**1987:** Batted .303, 7th in Appalachian League.

Personal: Played Little League, Babe Ruth League and American Legion baseball...Is an '85 graduate from DeLand (FL) HS...Attended Indian River (FL) Community College.

Year Club	CLS	AVG.	G	AB	R	H	2B	3B	HR	RBI	BB	SO	SB	CS	HP
1987 Bluefield	R	.303	62	241	44	73	14	1	8	38	16	53	9	4	3
1988 Erie	A	.240	50	171	29	41	8	0	5	25	12	35	2	2	3
1989 Frederick	A	.208	64	154	14	32	9	0	2	13	9	43	5	3	3
1990 Frederick	A	.296	22	54	7	16	1	1	0	6	3	12	1	0	0
Hagerstown	AA	.233	46	129	16	30	5	0	2	8	6	29	1	0	1
Pro Totals		.256	244	749	110	192	37	2	17	90	46	172	18	9	10

HAYS, Gregory Karl (RHP)

BLUEFIELD

Height: 6-0 **Weight:** 195 **Bats:** R **Throws:** R **Signed by:** Rick Arnold **Born:** Sep 11 '68, Mound, MS **Resides:** Long Beach, CA **Acquired:** Orioles 32nd pick in June, '87 draft.

Notes: 1990: Was big man out of the bullpen, finishing 13 of his 14 appearances (all but his final game) and sharing the team lead with 3 saves for Bluefield (Rookie)...Had 3 saves and a win in 4 straight appearances, Aug 13-25.

Personal: Played Little League and Babe Ruth baseball in California...Graduated in '86 from Verbum Dei (CA) HS...Attended Long Beach City College and Long Beach State University...Pitched in the '89 College World Series for the 49ers...Plays the trombone.

Year Club	CLS	W	L	ERA	G	GS	CG	SHO	SV	IP	H	R	ER	BB	SO
1990 Bluefield	R	2	1	3.42	14	0	0	0	3	23.2	20	11	9	6	21

HEBB, Michael Edward (RHP)

KANE COUNTY

Height: 6-0 **Weight:** 170 **Bats:** R **Throws:** R **Signed by:** Jim Gilbert **Born:** Nov 15 '68, Baltimore, MD **Resides:** Glen Burnie, MD **Acquired:** Orioles 25th pick in June, '90 draft.

Notes: 1990: Led Bluefield (Rookie) in games started (14), complete games (3) and innings pitched (89)...Shared team lead with 6 wins and was 2nd with 80 strikeouts...Won 4 consecutive starts, July 17-Aug 2...Immediately followed with 4 straight losses...Fanned 10 in a game, July 17 at Kingsport...Had strikeout games of 9, 8 and 7 twice.

Personal: Played Little League for Severn (MD) Athletic Club and Babe Ruth baseball for Glen Burnie...Graduated in '86 from Glen Burnie HS where he lettered in baseball and soccer...Attended Anne Arundel Community College...Has superstition of never walking on the chalk line.

Year Club	CLS	W	L	ERA	G	GS	CG	SHO	SV	IP	H	R	ER	BB	SO
1990 Bluefield	R	6	7	3.64	15	14	3	0	0	89	88	53	36	26	80

HEDGE, Patrick Francis (OF)

FREDERICK

Height: 6-0 **Weight:** 190 **Bats:** R **Throws:** R **Signed by:** Leo Labossiere **Born:** Dec 10, '66, New Haven, CT **Resides:** Clinton, CT **Acquired:** Orioles 22nd pick in June, '89 draft.

Notes: 1990: Had 3 hits, scored 3 runs, homered (grand slam) and 5 rbi, June 30, for Frederick (A) at Durham.

Personal: Played American Legion baseball for Middletown (CT)...Graduated from The Morgan School (CT) in '85 where he was captain of the football, baseball and basketball teams...Attended the University of Hartford.

Year Club	CLS	AVG.	G	AB	R	H	2B	3B	HR	RBI	BB	SO	SB	CS	HP
1989 Erie	A	.207	53	169	14	35	9	1	1	23	18	53	3	1	1
1990 Frederick	A	.227	67	172	22	39	3	0	3	12	14	45	4	1	2
Pro Totals		.217	120	341	36	74	12	1	4	35	32	98	7	2	3

HICKS, Aman Eugene (OF)

KANE COUNTY

Height: 5-9 **Weight:** 175 **Bats:** L **Throws:** L **Signed by:** Ed Crosby **Born:** Jan 14, '71, Los Angeles, CA **Resides:** Compton, CA **Acquired:** Orioles 5th pick in June, '88 draft.

Notes: 1990: Was 7-for-10 in 3-game stretch at Wausau (A), Apr 17-18-19, with season-high 3 hits in a game, Apr 17, at South Bend...Was tied for team lead with 4 triples.

Personal: Played Little League baseball with North Long Beach (CA)...Graduated from Gardena (CA) HS in '88...Lettered in baseball, football and track.

Year Club	CLS	AVG.	G	AB	R	H	2B	3B	HR	RBI	BB	SO	SB	CS	HP
1988 Bluefield	R	.226	44	186	22	42	5	0	0	14	18	43	6	7	2
1989 Erie	A	.205	44	151	19	31	3	2	5	16	8	42	3	4	0
1990 Wausau	A	.208	99	289	36	60	11	4	0	12	29	60	12	7	3
Pro Totals		.212	187	626	77	133	19	6	5	42	55	145	21	18	5

HITHE, VICTOR DAVID (OF)

ROCHESTER

Height: 6-1 **Weight:** 185 **Bats:** R **Throws:** R **Signed by:** Houston Astros **Born:** Dec 12, '64, Los Angeles, CA **Resides:** Los Angeles, CA **Acquired:** From Houston along with p **Dave Johnson** for c **Carl Nichols**, Mar 31, '89.

Notes: 1990: Had 11 stolen bases in just 27 games with Hagerstown (AA) before his promotion to Rochester (AAA)...With Hagerstown (AA), had 5-game hit streak, Apr 11-15 (18-9, .500) with 4 straight 2-hit games...Had 3 hits in a game twice (both games included a home run)...At Rochester (AAA) had a 6-game hit streak, July 3-16 (21-9, .429) topped by a 4-hit game, July 16 vs Pawtucket...He did not commit an error in 64 games to lead I.L. outfielders with a 1.000 fielding average...**1989:** Tied for 4th in the Eastern League in runs scored (67), tied for 3rd in triples (7) and led all outfielders in fielding percentage (.983) at Hagerstown (AA).

Personal: Played Little League with Ladera, CA and American Legion for Palisades 283...Graduated from Palisades (CA) HS in '83 where he lettered in football and baseball...Played in '82 and '83 city championship games at Dodger Stadium...Lost the '82 game when **Bret Saberhagen** pitched a no-hitter in '82...Attended West Los Angeles Junior College...Has superstition not to touch chalk lines.

Year Club	CLS	AVG.	G	AB	R	H	2B	3B	HR	RBI	BB	SO	SB	CS	HP
1985 Sarasota	R	.229	56	175	19	40	8	1	0	15	38	48	11	9	3
1986 Asheville	A	.309	47	149	26	46	8	0	3	23	10	33	4	2	1
Auburn	A	.200	5	15	2	3	0	0	0	2	1	4	1	0	1
1987 Asheville	A	.302	126	388	78	117	23	3	11	53	55	75	31	17	4
1988 Osceola	A	.270	127	441	59	119	22	6	1	59	42	99	31	10	5
1989 Hagerstown	AA	.277	124	451	67	125	21	7	0	44	36	85	29	12	5
1990 Hagerstown	AA	.270	27	100	24	27	4	1	2	11	19	25	11	5	0
Rochester	AAA	.274	71	164	20	45	7	2	0	15	16	41	5	3	0
Pro Totals		.277	583	1883	295	522	93	20	17	222	217	410	123	58	19

HODGE, Roy Ellington III (OF)

BLUEFIELD

Height: 6-2 **Weight:** 175 **Bats:** R **Throws:** R **Signed by:** Leo Labossiere **Born:** June 22, '71, St. Thomas, V.I. **Resides:** Pawtucket, RI **Acquired:** Orioles 9th pick in June, '90 draft.

Notes: 1990: At Bluefield (Rookie), his 3 rbi came in back-to-back games, July 25-26 at Johnson City...Had rbi pinch-hit single 1st game...Also pitched, July 1 vs Princeton...Was 3rd of 7 pitchers and one of

ROY HODGE (Cont)

4 position players to take the mound in 14-7 loss (ip-0.2, r-2, bb-1, so-1).

Personal: Left Virgin Islands at age 14...Played Little League with St. Thomas and played in a tournament in Aruba...Also played Babe Ruth baseball in US...Graduated Shea (RI) HS in '90 and lettered in baseball and basketball...Hoops team was 18-0 his senior season.

Year	Club	CLS	AVG.	G	AB	R	H	2B	3B	HR	RBI	BB	SO	SB	CS	HP
1990	Bluefield	R	.229	26	48	4	11	0	0	0	3	5	8	0	1	0

HOLLAND, Timothy Noel (IF)

ROCHESTER

Height: 6-3 **Weight:** 188 **Bats:** R **Throws:** R **Signed by:** Fay Thompson **Born:** June 15, '69, Sacramento, CA **Resides:** Sacramento, CA **Acquired:** Orioles 6th pick in June, '87 draft.

Notes: Named to the mid-season Carolina League All-Star team...Was 3rd in the CL with a .302 batting average and 5th with 186 total bases...Had 5 hits in a game, Aug 8, vs Lynchburg...Had 14-game hitting streak, May 26-June 10 (61-18, .295, r-13, hri-10)...Had three 4-hit games...Led Frederick (A) in hits (128), home runs (8) and rbi (68)...Tied for team lead with 26 doubles...Batted team-leading .353 (17-6) for Frederick in the playoffs.

Personal: Played Little League and American Legion baseball...Graduated from Rio Americano (CA) HS in '87...Lettered in baseball and football...Grandfather, **Tom**, played in the Yankees minor league system and father, **Thomas**, played in the Boston Red Sox organization in the '40s.

Year	Club	CLS	AVG.	G	AB	R	H	2B	3B	HR	RBI	BB	SO	SB	CS	HP
1987	Bluefield	R	.274	53	157	20	43	8	1	4	19	15	47	4	0	1
1988	Erie	A	.198	69	242	23	48	8	1	0	12	11	54	5	2	0
1989	Waterloo	A	.202	113	391	42	79	19	0	5	32	31	82	4	4	0
1990	Frederick	A	.302	115	424	63	128	26	4	8	68	38	75	6	4	4
Pro Totals			.245	350	1214	148	298	61	6	17	131	95	258	19	10	5

HOOK, Michael Kenneth (LHP)

ROCHESTER

Height: 6-1 **Weight:** 220 **Bats:** R **Throws:** L **Signed by:** Houston Astros **Born:** Aug 27, '68, San Diego, CA **Resides:** Santee, CA **Acquired:** From California along with p **David Martinez** for of **Dave Gallagher**, Dec 4, '90.

Notes: 1990: Recorded 66 strikeouts in 38 innings at Quad City, Class A in the Midwest League, an average of 15.6 strikeouts per 9 innings...For the season, including Midland, Class AA in the Midwest League, he averaged 14.7 strikeouts per 9 innings (ip-46.2, so-76), the highest in professional baseball in '90.

Personal: Played Little League with Santee (CA)...Graduated from Santana (CA) HS in '86...Pitched a perfect game in April, '86, in state playoffs...Originally was Houston's 2nd pick in June, '86 draft...Has superstition that he must wear an even number.

Year	Club	CLS	W	L	ERA	G	GS	CG	SHO	SV	IP	H	R	ER	BB	SO
1986	Sarasota	R	4	2	2.67	12	11	0	0	0	64	44	23	19	31	50
	Osceola	A	0	1	3.60	1	1	0	0	0	5	7	3	2	2	4
1987	Sarasota	R	1	1	5.12	6	4	1	1	0	19.1	23	16	11	11	16
1988	Ashville	A	7	6	4.04	25	25	3	3	0	124.2	103	69	56	78	128
1989	Ft. Lauderdale	A	6	5	3.67	34	9	0	0	2	73.2	62	35	30	40	57
1990	Quad City	A	6	3	1.89	30	0	0	0	7	38	18	10	8	22	66
	Midland	AA	0	1	9.35	7	0	0	0	0	9	9	9	9	17	10
Pro Totals			24	19	3.64	115	50	4	4	9	333.2	266	165	135	201	329

HOROWITZ, Edward Neil (C)

FREDERICK

Height: 6-0 **Weight:** 185 **Bats:** R **Throws:** R **Signed by:** Jim Howard **Born:** Nov 1, '67, Brooklyn, NY **Resides:** East Windsor, NJ **Acquired:** Orioles 15th round selection in '89 June draft.

Notes: 1990: At Frederick (A), had 11 hits (ab-18) in a 4-game stretch, June 2-3-6, including a 4-hit game, June 6 at Salem.

Personal: Played Little League and Babe Ruth League with HEW-YBL and American Legion baseball with Hightstown Post 148...Graduated from Hightstown (NJ) HS in '85...Graduated Rider (NJ) College...Played on same team with Cincinnati pitcher **Jack Armstrong**...Works as an accountant/auditor for Price Waterhouse in the off-season.

Year	Club	CLS	AVG.	G	AB	R	H	2B	3B	HR	RBI	BB	SO	SB	CS	HP
1989	Erie	A	.222	40	126	10	28	7	1	0	14	20	31	3	2	2
1990	Frederick	A	.315	55	149	18	47	9	0	2	19	13	34	1	1	0
Pro Totals			.273	95	275	28	75	16	1	2	33	33	65	4	3	2

JONES, Joseph Stacy (Stacy) (RHP)

ROCHESTER

Height: 6-6 **Weight:** 225 **Bats:** R **Throws:** R **Signed by:** Lamar North **Born:** May 26, '67, Gadsden, AL **Resides:** Attalla, AL **Acquired:** Orioles 4th pick in June, '88 draft.

Notes: 1990: At Hagerstown (AA), had a win in his 1st game and a save in his 3rd outing...In his final 15 games, he was 0-5 with one save...Was one of 2 pitchers on team with more strikeouts than innings pitched (40 to 39.2)...**Ben McDonald** was the other (15 to 11)...Fanned 5 in 3.2 innings of his June 2 win and had 7 strikeouts in 3 innings of his June 8 save...1988: With Frederick (A), fired 3-hitter Aug 10 vs Winston-Salem...Also had a 3-hitter for Erie (A), July 15 vs Auburn.

Personal: Played Little League with Attalla (AL) and Babe Ruth League with Gadsden (AL)...Graduated from Etowah (AL) HS in '85...Lettered in baseball and basketball...Attended Auburn University...Tiger teammates included roommate **Gregg Olson** and **Bo Jackson**.

Year	Club	CLS	W	L	ERA	G	GS	CG	SHO	SV	IP	H	R	ER	BB	SO
1988	Erie	A	3	3	1.33	7	7	3	2	0	54	51	12	8	15	40
	Hagerstown	A	3	1	2.87	6	6	3	2	0	37.2	35	14	12	12	23
1989	Frederick	A	5	6	4.90	15	15	3	1	0	82.2	93	57	45	35	58
1990	Frederick	A	1	2	3.38	15	0	0	0	2	26.2	31	13	10	7	24
	Hagerstown	AA	1	5	4.54	18	0	0	0	2	39.2	43	24	20	10	40
Pro Totals			13	17	3.55	61	28	9	5	4	240.2	253	120	95	79	185

KERR, Zachary Eugene (RHP)

ROCHESTER

Height: 6-3 **Weight:** 175 **Bats:** R **Throws:** R **Signed by:** Carl Moesche **Born:** Feb 5, '66, St. Louis, MO **Resides:** St. Louis, MO **Acquired:** Orioles 25th pick in June, '88 draft.

Notes: 1990: Was named to the mid-season Carolina League All-Star team...Was 2nd in the league with 5 complete games, tied for 2nd with 14 wins, 4th with 177.2 innings pitched and 9th with a 2.94 era for Frederick (A)...Won his 1st 5 decisions and was 10-1 through June 13...Won 5 consecutive starts, May 24-June 13...Pitched 4-hit shutouts May 14 (7 innings vs Winston-Salem) and May 30 (7 innings at Salem)...Recorded 10 strikeouts in a game, May 3, vs Lynchburg...Also fanned 9, 8 twice and 7 in a game 4 times...Dropped 4 straight games, June 18-July 3 including 3-hitter, June 23 vs Lynchburg...Won his final 2 starts without allowing a run (ip-15, h-8, bb-2, so-15).

Personal: Played Little League and American Legion baseball in St. Louis...Graduated Roosevelt (MO) HS in '84 and lettered in baseball, basketball and football...Attended Scottsdale (AZ) Junior College and graduated New Mexico State University in '88...In college, played against **Mike Devereaux**...In off-season, worked as an adolescent specialist in the psychiatric unit of the Messilla Valley Hospital in Las Cruces, NM...Has superstition of always putting left shoe on 1st and never says never.

Year	Club	CLS	W	L	ERA	G	GS	CG	SHO	SV	IP	H	R	ER	BB	SO
1988	Bluefield	R	1	4	7.69	17	7	0	0	0	55	76	53	47	23	56
1989	Erie	A	3	2	3.12	9	8	0	0	0	57.2	64	26	20	12	51
	Frederick	A	3	3	2.96	6	6	4	0	0	45.2	40	19	15	14	31
1990	Frederick	A	14	7	2.94	26	26	5	2	0	177.2	160	64	58	56	129
Pro Totals			21	16	3.75	58	47	9	2	0	336	340	162	140	105	267

KESSINGER, Robert Keith (IF)

FREDERICK

Height: 6-2 **Weight:** 185 **Bats:** R **Throws:** R **Signed by:** Lamar North **Born:** Feb 19, '67, Forrest City, AR **Resides:** Memphis, TN **Acquired:** Orioles 36th pick in June, '89 draft.

Notes: 1990: At Wausau (A), had 3 hits, scored 3 runs and 2 rbi, May 7 (2), vs Lynchburg...Was 5-for-12 in his final 4 games with Wausau before his promotion to Frederick.

Personal: Played American Legion baseball with Germantown, TN (where current O's catcher **Bob Melvin** resides)...Graduated Briarcrest (TN) HS in '85 and earned letters in baseball and basketball...Graduated from the University of Mississippi in '89...Played baseball and basketball for Ole Miss and hit a game-winning 3-pointer at the buzzer to beat Tennes-

ROBERT KESSINGER (Cont)

see in '88...Named Academic All-SEC in both sports...Was a finalist for Golden Spikes Award (top amateur baseball player in the country)...Award went to LSU's (and now the O's) **Ben McDonald**...Father, **Don**, played for the Chicago Cubs, '64-'75 and managed the White Sox during the '79 season...Plays piano.

Year Club	CLS	AVG.	G	AB	R	H	2B	3B	HR	RBI	BB	SO	SB	CS	HP
1989 Bluefield	R	.273	28	99	17	27	4	0	2	9	8	12	1	0	1
1990 Wausau	A	.216	37	134	17	29	8	0	0	9	6	23	1	1	3
Frederick	A	.152	64	145	18	22	4	0	0	8	20	36	0	0	3
Pro Totals		.206	129	378	52	78	16	0	2	26	34	71	2	1	7

KINGWOOD, Tyrone (OF)

ROCHESTER

Height: 6-1 **Weight:** 205 **Bats:** R **Throws:** R **Signed by:** Montreal Expos **Born:** Oct 7, '65, Stratford, CT **Resides:** Stratford, CT **Acquired:** Free agent signed May 25, '90.

Notes: Originally drafted by the Expos in '87...1990: Joined Frederick (A) May 3...Had 4 hits in a game 3 times including Aug 8 when he had 5 rbi vs Lynchburg...Had 4 rbi in a game June 16 (2) at Peninsula...Was named Carolina League Player of the Month for June with a .370 batting average, 24 runs scored, 6 homers and 15 rbi...His .335 season average was 19 plate appearances shy of qualifying for league leaders (he would have finished 2nd in the CL)...Led Frederick with 2 homers and 7 rbi in the playoffs.

Year Club	CLS	AVG.	G	AB	R	H	2B	3B	HR	RBI	BB	SO	SB	CS	HP
1987 Bradenton	R	.265	46	151	17	40	7	4	1	26	7	31	8	4	1
1988 W. Palm B'ch	A	.286	110	419	57	120	11	3	0	40	16	61	25	18	1
1989 W. Palm B'ch	A	.256	74	277	32	71	7	4	3	32	11	52	19	7	0
1990 Frederick	A	.335	90	334	47	112	21	0	7	52	20	48	13	4	2
Pro Totals		.290	320	1181	153	343	46	11	11	150	54	192	65	33	4

LAMITOLA, Michael Joseph (IF)

KANE COUNTY

Height: 5-9 **Weight:** 160 **Bats:** R **Throws:** R **Signed by:** Jim Howard **Born:** Mar 19, '68, Teaneck, NJ **Resides:** Bergenfield, NJ **Acquired:** Orioles 27th pick in June, '90 draft.

Notes: 1990: With Wausau (A), had 5 hits in his 1st 3 games as a professional...Had 2 hits and 3 rbi, June 24 vs Quad City...Had 3 hits in a game, June 28 at Springfield.

Personal: Graduated Bergenfield (NJ) HS in '86...Lettered in baseball and football...Graduated Seton Hall University in '90.

Year Club	CLS	AVG.	G	AB	R	H	2B	3B	HR	RBI	BB	SO	SB	CS	HP
1990 Wausau	A	.179	42	123	11	22	1	1	0	6	5	21	1	4	3

LEHMAN, Michael Ralph (C)

ROCHESTER

Height: 5-11 **Weight:** 185 **Bats:** R **Throws:** R **Signed by:** Jerry Zimmerman **Born:** Sep 29, '67, Nampa, ID **Resides:** Boise, ID **Acquired:** Orioles 2nd pick in June, '86 draft.

Notes: Had 2 hits and 6 rbi in a game for Frederick (A), June 13, vs Durham...Had 3 hits in a game 5 times...Had 9-game hit streak, May 3-14 (33-14, .424, r-8, rbi-7).

Personal: Played Little League and Babe Ruth League with Vallivue (ID) and American Legion baseball with Caldwell (ID)...Graduated Vallivue (ID) HS in '86...Lettered in baseball, basketball and football.

Year Club	CLS	AVG.	G	AB	R	H	2B	3B	HR	RBI	BB	SO	SB	CS	HP
1986 Bluefield	R	.214	28	84	17	18	2	1	3	9	26	30	3	3	2
1987 Newark	A	.237	40	139	18	33	4	0	1	13	18	32	4	2	1
1988 (Did not play)															
1989 Frederick	A	.241	71	220	34	53	12	2	3	21	35	35	0	0	0
1990 Frederick	A	.260	105	346	37	90	20	2	5	42	44	69	7	6	4
Pro Totals		.246	244	789	106	194	38	5	12	85	123	166	14	11	7

LEINEN, Michael Patrick (LHP)

FREDERICK

Height: 6-1 **Weight:** 175 **Bats:** L **Throws:** L **Signed by:** Lane Decker **Born:** June 15, '67, Omaha, NE **Resides:** Omaha, NE **Acquired:** Orioles 29th pick in June, '89 draft.

Notes: 1990: Struggled at Wausau (A) with 3-9 record, but had good individual performances...Pitched a 2-hitter, May 20 at Clinton...Struck out 9 in a game, Apr 17 at South Bend and had strikeout games of 8, 7 (twice)

and 6 (4 times)...Promoted to Frederick and won 3 of 1st 4 games...Pitched consecutive games without allowing a run (ip-13.1) and fanned 10, Aug 10, in win vs Prince William (ip-8, h-3, r-0, bb-3)...1989: Finished 4th in the NY-Penn League with 101.1 innings pitched...Started one playoff game for Frederick and allowed no runs and 6 hits in a no-decision (bb-1, so-5).

Personal: Played Little League and American Legion for Ralston (NE)...Graduated from Ralston (NE) HS in '85...Was All-State in baseball and basketball...Played against **Gregg Olson** in high school...Attended the University of Nebraska.

Year Club	CLS	W	L	ERA	G	GS	CG	SHO	SV	IP	H	R	ER	BB	SO
1989 Erie	A	2	9	3.55	16	15	2	0	0	101.1	95	56	40	34	82
1990 Wausau	A	3	9	3.54	13	13	3	0	0	81.1	73	42	32	25	73
Frederick	A	6	6	3.00	14	14	0	0	0	87	81	36	29	37	45
Pro Totals		11	24	3.37	43	42	5	0	0	269.2	249	134	101	96	200

LEWIS, Theodore Roosevelt (T.R.) (IF)

FREDERICK

Height: 6-0 **Weight:** 180 **Bats:** R **Throws:** R **Signed by:** Jim Pamlyane **Born:** Apr 17, '71, Jacksonville, FL **Resides:** Jacksonville, FL **Acquired:** Orioles 4th pick in June, '89 draft.

Notes: 1990: Named to Midwest League's mid-season All-Star team...For Wausau (A), had 4 hits in a game 3 times including June 16 when he belted 3 homers vs Burlington (rbi-4)...Had 8-game hit streak, Apr 23-May 2 (28-9, .321)...In a 6-game stretch, July 11-16, batted .538 (26-14)...Sent to Frederick (A) in August and reached base via hit, walk or hbp in 20 of 22 games...Was 7-for-13, .538, Aug 15-16-17 and had 4 hits Aug 17 at Winston-Salem...Had 2 hits in each of final 3 games (ab-12), Aug 31-Sep 2...1989: Tied for 4th in Appalachian League with 10 homers for Bluefield...Had 3-homer game, Aug 12 vs Wytheville, going 5-for-6 with 6 rbi...Named to the Appalachian League All-Star Team...Tabbed by Baseball America as the 7th best prospect in the league.

Personal: Played Little League with Justina (FL) and American Legion baseball with Post 88...Graduated from Sandalwood (FL) HS in '89...Named All-State in baseball and member of '88 state championship team.

Year Club	CLS	AVG.	G	AB	R	H	2B	3B	HR	RBI	BB	SO	SB	CS	HP
1989 Bluefield	R	.331	40	151	31	50	11	1	10	32	9	21	0	1	0
1990 Wausau	A	.285	115	404	60	115	24	2	8	45	46	64	10	5	5
Frederick	A	.325	22	80	12	26	4	3	1	11	11	11	5	0	2
Pro Totals		.301	177	635	103	191	39	6	19	88	66	96	15	6	7

MANRIQUE, Marco Antonio (C)

BLUEFIELD

Height: 6-2 **Weight:** 188 **Bats:** R **Throws:** R **Signed by:** Chu Halabi **Born:** Feb 16, '72, Caracas, Venezuela **Resides:** Caracas, Venezuela **Acquired:** Non-drafted free agent signed Jan 10, '91.

Notes: Signed for the 1991 season.

MARQUEZ, Ihosvany (RHP)

BLUEFIELD

Height: 6-1 **Weight:** 185 **Bats:** R **Throws:** R **Signed by:** Miguel Machado **Born:** Sep 8, '71, Pinalderio, Cuba **Resides:** Hialeah, FL **Acquired:** Orioles 37th pick in June, '90 draft.

Notes: 1990: Started 9 of 13 games at Bluefield (Rookie), but in relief was unscored on in 8 innings (h-3, bb-5, so-3) and earned a save, July 30 at Huntington...Was one of 2 Bluefield pitchers with a save and a complete game...Went the route Aug 23 (2), recording 9 strikeouts in a victory at Elizabethton...Dropped his 1st 2 pro decisions (3 starts), but was 3-0 with a 2.55 era (ip-42.1, er-12) in his next 9 games (5 starts).

Personal: Played Little League and American Legion baseball with Hialeah (FL) Post 32...Graduated from Miami Springs HS in '90.

Year Club	CLS	W	L	ERA	G	GS	CG	SHO	SV	IP	H	R	ER	BB	SO
1990 Bluefield	R	3	3	3.20	13	9	1	0	1	56.1	51	30	20	38	42

MARTIN, Thomas Edgar (LHP)

FREDERICK

Height: 6-1 **Weight:** 170 **Bats:** L **Throws:** L **Signed by:** Jim Pamlyane **Born:** May 21, '70, Charleston, SC **Resides:** Panama City, FL **Acquired:** Orioles' 7th pick in June, '88 draft (signed for '89 season).

Notes: 1990: With Wausau (A), struck out 11 in his 1st game, a win,

THOMAS MARTIN (Cont)

Apr 7, at Appleton...After 2 games, was 1-0 with a 0.00 era (ip-12, h-5, r-1, er-0, bb-5, so-17)...Also defeated Burlington, July 16...Was 1-0 with 2.13 era in his final 3 games (ip-12.2 er-3).

Personal: Played Little League and American Legion baseball with Panama City (FL)...Graduated from Bay (FL) HS in '88...Lettered in baseball and soccer...Threw 5 no-hitters in '88 including back-to-back no-hitters in state playoffs...Has superstition of not talking about no-hitters during a game.

Table with columns: Year, Club, CLS, W, L, ERA, G, GS, CG, SHO, SV, IP, H, R, ER, BB, SO

MARTINEZ, Martin Alberto (OF)

BLUEFIELD

Height: 6-2 Weight: 175 Bats: R Throws: R Signed by: Camilo Nunez Born: June 25, '71, La Chorrera, Panama Resides: La Chorrera, Panama Acquired: Non-drafted free agent signed June 4, '90.

Notes: Played for the San Pedro de Macoris Orioles (Dominican Summer League) in 1990.

Table with columns: Year, Club, CLS, AVG, G, AB, R, H, 2B, 3B, HR, RBI, BB, SO, SB, CS, HP

MAYBERRY, Gregory Scott (RHP)

ROCHESTER

Height: 6-3 Weight: 220 Bats: R Throws: R Signed by: Los Angeles Dodgers Born: Sep 11, '65, Lynchburg, VA Resides: Appomattox, VA Acquired: 6-year minor league free agent signed Dec 2, '90.

Notes: Originally the Dodgers' 1st pick in the June, '84 draft (second phase).

Personal: Played Little League and Babe Ruth League with Appomattox (VA) and American Legion with Lynchburg (VA)...Graduated from Appomattox County (VA) HS in '83 and lettered in baseball, basketball and football...Attended Ferrum (VA) Junior College...Credits former Dodger pitching greats Sandy Koufax and Johnny Podres with helping his development at the professional level...Is a substitute teacher at Appomattox (VA) HS in the off-season.

Table with columns: Year, Club, CLS, W, L, ERA, G, GS, CG, SHO, SV, IP, H, R, ER, BB, SO

McCLAIN, Scott Michael (IF)

BLUEFIELD

Height: 6-4 Weight: 200 Bats: R Throws: R Signed by: Paul Fryer Born: May 19, '72, Simi Valley, CA Resides: Atascadero, CA Acquired: Orioles 22nd pick in June, '90 draft.

Notes: 1990: For Bluefield (Rookie), homered in his 1st game as a pro, June 24 vs Pulaski...In consecutive games, Aug 9-10, went 2-for-3 with 4 runs, 6 walks and 2 rbi...Homered and had 3 rbi, Aug 13 vs Huntington...Also pitched one inning, July 1 (h-1, r-1) vs Princeton.

Personal: Played Little League and Babe Ruth League with Atascadero (CA)...Graduated from Atascadero HS in '90...Lettered in baseball, basketball and football.

Table with columns: Year, Club, CLS, AVG, G, AB, R, H, 2B, 3B, HR, RBI, BB, SO, SB, CS, HP

McKEON, Joel Jacob (LHP)

ROCHESTER

Height: 6-0 Weight: 190 Bats: L Throws: L Signed by: Chicago White Sox Born: Feb 25, '63, Covington, KY Resides: Hollywood, FL Acquired: Free agent signed Apr 4, '90.

Notes: 1990: For Hagerstown (AA), was tied for 2nd with 7 saves in 22 games (all in relief)...In his longest outing, May 15, went 4.2 innings vs London and recorded 5 strikeouts...At Rochester (AAA), won his 1st 3 decisions...Appeared in 24 games...In his only start, Aug 24 (2) vs Toledo, pitched a complete game (ip-8), and struck out 8...In his final 3 games, collected 2 saves (ip-1.2, r-0)...1986: Made major league debut with White Sox May 6 vs New York...Won his 1st 2 decisions, May 11 at Cleveland and May 14 at New York...Earned a save June 6 vs Oakland...Did not allow a hit in his 1st 7 ML games (ip-8.2)...1985: Picked up 12 saves for Buffalo (AAA) including 10 (in 12 opportunities) in team's final 54 games...In his only pro appearance as a batter, singled in game-winning run, May 19 vs Omaha...1983: Fired 2-hit shutout for Appleton (A) vs Cedar Rapids, May 26...1982: Had 2 shutouts among his 3 wins at Sarasota in "Rookie" league.

Personal: Originally the White Sox' 1st pick in the June, '82 draft (secondary phase)...Graduated from South Broward (FL) HS in '81...Attended Miami Dade North Community College.

Table with columns: Year, Club, CLS, W, L, ERA, G, GS, CG, SHO, SV, IP, H, R, ER, BB, SO

MEADOWS, Gregory Scott (IF)

ROCHESTER

Height: 6-0 Weight: 175 Bats: R Throws: R Signed by: Glenn Guliver Born: Nov 2, '66, Bluefield, WV Resides: Columbus, OH Acquired: Non-drafted free agent signed July 17, '88.

Notes: 1990: Named to mid-season and season-ending Eastern League All-Star teams...Was mvp of the EL All-Star Game...Had 24-game hitting streak, Apr 12-May 7 (87-33, .379)...Hit grand slam, Apr 14 at Reading...Was 3rd in the league with 75 rbi, 198 total bases and 145 hits...Was 4th in EL with 29 doubles and 5th with .293 batting average...Led Hagerstown (AA) with 138 games, 495 at bats and 66 walks...Also had 9-game hit streak, June 22-July 2 (36-16, .444) and had an rbi in 9 consecutive games, July 5-13 (rbi-11)...1989: Was 8th in batting in Carolina League with .272 average for Frederick (A).

Personal: Played Little League, Babe Ruth League and American Legion baseball...Graduated from Eastmoor (OH) HS in '84...Graduated Ohio State University in '88 and attends Ohio University grad school.

Table with columns: Year, Club, CLS, AVG, G, AB, R, H, 2B, 3B, HR, RBI, BB, SO, SB, CS, HP

MEDINA, Victor (Velo) (RHP)

HAGERSTOWN

Height: 6-2 Weight: 185 Bats: R Throws: R Signed by: Carlos Bernhardt Born: Apr 15, '68, San Pedro de Macoris, DR Resides: San Pedro de Macoris, DR Acquired: Non-drafted free agent signed Feb 16, '87.

Notes: 1990: For Bluefield (Rookie), allowed runs in only 2 of 8 games...Struck out 4 in 2.2 innings, June 25 vs Johnson City...At Wausau (A), fanned 4 in 3 innings and earned a save, Aug 24 vs Rockford.

Table with columns: Year, Club, CLS, W, L, ERA, G, GS, CG, SHO, SV, IP, H, R, ER, BB, SO

MERCEDES, Feliciano (IF)

BLUEFIELD

Height: 5-10 **Weight:** 145 **Bats:** S **Throws:** R **Signed by:** Carlos Bernhardt **Born:** July 9, '73, Ramon Santana, DR **Resides:** Ramon Santana, DR **Acquired:** Non-drafted free agent signed Jan 2, '90.

Notes: Played for the San Pedro de Macoris Orioles (Dominican Summer League) in 1990.

Year Club	CLS	AVG.	G	AB	R	H	2B	3B	HR	RBI	BB	SO	SB	CS	HP
1990															
(Dominican Summer League)															

MERCEDES, Jose Miguel (RHP)

BLUEFIELD

Height: 6-1 **Weight:** 180 **Bats:** R **Throws:** R **Signed by:** Carlos Bernhardt **Born:** Mar 5, '71, El Seibo, DR **Resides:** El Seibo, DR **Acquired:** Non-drafted free agent signed Aug 10, '89 (for '90 season).

Notes: Played for the San Pedro de Macoris Orioles (Dominican Summer League) in 1990.

Year Club	CLS	W	L	ERA	G	GS	CG	SHO	SV	IP	H	R	ER	BB	SO
1990															
(Dominican Summer League)															

MERCEDES, Juan Antonio (LHP)

BLUEFIELD

Height: 6-1 **Weight:** 165 **Bats:** L **Throws:** L **Signed by:** Carlos Bernhardt **Born:** June 12, '69, El Seibo, DR **Resides:** El Seibo, DR **Acquired:** Signed by Orioles as non-drafted free agent Aug 8, '88

Notes: 1990: Opened season with Wausau (A)...Pitched in relief 1st 2 games and had 5 strikeouts in 3.2 innings, May 23 at Quad City...Started 4 games, then sent to Bluefield (Rookie)...Had 6 strikeouts in 6 innings of a win at Pulaski, June 21...Started 1st 4 games, then pitched in relief in 10 of 11 games...Was 2-0 in relief...Recorded 7 strikeouts in 5 innings of his start Aug 25 vs Elizabethton.

Year Club	CLS	W	L	ERA	G	GS	CG	SHO	SV	IP	H	R	ER	BB	SO
1989															
1990 Bluefield	R	3	2	5.35	15	5	0	0	0	37	42	40	22	38	26
1990 Wausau	A	0	2	4.64	6	4	0	0	0	21.1	22	16	11	14	16
Pro Totals		3	4	5.09	21	9	0	0	0	58.1	64	56	33	52	42
(Dominican Summer League)															

MILEY, Scott Claude (OF)

BLUEFIELD

Height: 6-4 **Weight:** 205 **Bats:** R **Throws:** R **Signed by:** Ed Sprague **Born:** Mar 29, '72, Fremont, CA **Resides:** Fremont, CA **Acquired:** Orioles 14th pick in June, '90 draft (signed for '91).

Notes: 1991 is his 1st year in professional baseball.

Personal: Played Little League with Mission San Jose (CA), Babe Ruth League with Fremont (CA)...Graduated Fremont (CA) Christian Mission HS in '90...Lettered in baseball, basketball and soccer.

Year Club	CLS	AVG.	G	AB	R	H	2B	3B	HR	RBI	BB	SO	SB	CS	HP
1990															
(Dominican Summer League)															

MILLARES, Jose Guillermo (IF)

KANE COUNTY

Height: 5-11 **Weight:** 190 **Bats:** R **Throws:** R **Signed by:** Rick Arnold **Born:** Mar 24, '68, Rio Piedras, PR **Resides:** Alhambra, CA **Acquired:** Orioles 38th pick in June, '90 draft.

Notes: 1990: With Bluefield (Rookie), had 8-game hit streak, Aug 21-30 (28-16, .571)...Drove in 4 runs in a game, Aug 8 at Bristol...Had 3 hits in a game twice.

Personal: Played Little League with Hialeah (FL)...Graduated from San Gabriel (CA) HS in '86...Attended Cerritos (CA) Junior College and Azusa Pacific (CA) University...Majored in physical education, expects to graduate in spring, '91...Used to live in Miami area and watched the Orioles in spring training...Always wanted to play for the O's.

Year Club	CLS	AVG.	G	AB	R	H	2B	3B	HR	RBI	BB	SO	SB	CS	HP
1990 Bluefield	R	.278	48	176	25	49	12	0	3	25	10	27	6	5	0

MILLER, Brent Franklin (IF)

KANE COUNTY

Height: 6-0 **Weight:** 190 **Bats:** L **Throws:** R **Signed by:** Lamar North **Born:** Nov 12, '70, Columbus, GA **Resides:** Columbus, GA **Acquired:** Orioles' 19th pick in June, '90 draft.

Notes: 1990: Named Appy League Player of the Week, July 22-28 (29-13, .448, hr-4, rbi-9)...Led Bluefield (Rookie) with .322 average and 10 home runs...Reached base in 27 of 31 games and had hits in 25 games...Had 15-game hitting streak, July 19-Aug 3 (63-26, .413) with 7 homers and 19 rbi...Homered and drove in 4 runs July 27 vs Pulaski...Homered and drove in 5 runs July 30 at Huntington...Reached base via hit or walk in 19 consecutive games, July 19-Aug 7, then promoted to Wausau (A)...Had hits in 15 of 19 games...Hit in 1st 6 games, Aug 9-14 (27-10, .370) and last 7 games, Aug 23-29 (32-13, .406)...Had 2 doubles, 3 rbi, Aug 24 vs Rockford and 3 doubles, Aug 27 vs Kenosha...Combined, batted .313 (201-63) with 11 home runs and 36 rbi.

Personal: Played Little League and Babe Ruth League with Columbus (GA)...Graduated Jordan (GA) HS in '88...Attended Middle Georgia Junior College...Voted '89 Georgia Player of the Year and 1st team All-American...Played in Junior College World Series.

Year Club	CLS	AVG.	G	AB	R	H	2B	3B	HR	RBI	BB	SO	SB	CS	HP
1990 Bluefield	R	.322	32	118	21	38	10	1	10	28	7	23	0	0	0
1990 Wausau	A	.301	19	83	9	25	7	0	1	8	2	18	2	0	1
Pro Totals		.313	51	201	30	63	17	1	11	36	9	41	2	0	1

MILLER, David Robert (RHP)

HAGERSTOWN

Height: 6-1 **Weight:** 180 **Bats:** R **Throws:** R **Signed by:** Carl Moesche **Born:** Aug 25, '66, Woodbury, NJ **Resides:** Blackwood, NJ **Acquired:** Orioles' 1st pick in Jan, '86 draft (secondary phase).

Notes: 1990: At Hagerstown (AA), was tied for 2nd with 7 saves...Six saves came in 3-game bursts, April 17-22-25 and July 24-29-Aug 1...Was 3-0 with 2.52 era (ip-25, er-7) in 5 starts, June 8-July 5...1989: His 13 wins for Frederick (A) were tied for 2nd in the Carolina League...1988: With Erie (A), tied for NY-Penn League (A) lead in shutouts (4)...In three consecutive starts, fired a 2-hitter, June 16 vs Jamestown, a 3-hitter, June 21 vs Geneva and a one-hitter June 26 vs St. Catharines...Also tossed a 3-hitter, July 6 vs Hamilton...In 5 starts, June 16-July 6, allowed only 14 hits in 41 innings...1986: For Bluefield (Rookie), hurled a one-hitter, Aug 24 vs Pulaski and a 3-hitter on Aug 29 vs Wytheville.

Personal: Played Little League and Babe Ruth League with Blackwood (NJ) and American Legion with Gloucester Township (NJ)...Graduated Highland (NJ) HS in '84...Lettered in baseball and basketball...Attended Camden County (NJ) Junior College...Has superstition never to walk on the chalk lines.

Year Club	CLS	W	L	ERA	G	GS	CG	SHO	SV	IP	H	R	ER	BB	SO
1986 Bluefield	R	6	4	3.28	13	13	2	1	0	82.1	61	37	30	35	63
1987 Bluefield	R	0	9	5.49	12	12	1	0	0	60.2	72	48	37	29	63
1988 Erie	A	8	3	1.37	11	11	7	4	0	85.2	49	17	13	23	61
Hagerstown	A	1	2	4.29	3	3	0	0	0	21	26	12	10	3	7
1989 Frederick	A	13	4	2.88	28	21	3	0	0	153.1	141	66	49	43	96
1990 Hagerstown	A	4	5	2.81	24	7	0	0	7	83.1	80	34	26	22	37
Pro Totals		32	27	3.05	91	67	13	5	7	486.1	429	214	165	155	327

MONDILE, Steven Anthony (RHP)

FREDERICK

Height: 6-4 **Weight:** 195 **Bats:** R **Throws:** R **Signed by:** Carl Moesche **Born:** Sep 27, '65, Meyersdale, PA **Resides:** Wenonah, NJ **Acquired:** Non-drafted free agent signed July 17, '87.

Notes: 1990: Was 2nd on Frederick (A) with 32 appearances and tied for 2nd with 3 saves...Had 4 strikeouts in 53 innings, July 24 at Salem...Twice won consecutive appearances...Best stretch was Apr 16-May 1 when he was 2-0 with 2 saves and 0.00 era in 8 games (ip-8.1, h-5, r-1, bb-4, so-5)...1988: At Erie (A), finished 2nd in the NY-Penn League in appearances (27) and saves (12) and was 3rd in games finished (21)...1987: Got off to a rocky start in 1st 2 outings, but had 2.30 era the rest of the season.

Personal: Played Little League, Babe Ruth League and American Legion baseball...Played in American Legion World Series...Graduated from Gloucester Catholic (NJ) HS in '83...Attended Gloucester (NJ) Community College...Graduated from Kentucky Wesleyan in '87.

Year Club	CLS	W	L	ERA	G	GS	CG	SHO	SV	IP	H	R	ER	BB	SO
1987 Bluefield	R	1	1	4.43	10	0	0	0	0	22.1	20	12	11	21	15
1988 Erie	A	2	2	1.07	27	0	0	0	12	42	31	10	5	11	30
1989 Frederick	A	2	4	3.58	38	0	0	0	6	78	77	41	31	34	45
1990 Frederick	A	5	4	3.66	32	1	0	0	3	66.1	69	35	27	26	27
Pro Totals		10	11	3.19	107	1	0	0	21	208.2	197	98	74	92	117

MOORE, John Daryl (Daryl) (LHP)

KANE COUNTY

Height: 6-5 **Weight:** 210 **Bats:** L **Throws:** L **Signed by:** Lamar North
Born: Mar 9, '68, Gadsden, AL **Resides:** Gadsden, AL **Acquired:** Non-drafted free agent signed June 18, '89.

Notes: 1990: Led Wausau (A) with 36 appearances (all in relief) and 12 saves...Had ratio of 3 walks and 12 strikeouts per 9 innings...Recorded 6 strikeouts in 4.2 innings in a victory, Aug 25 vs Rockford...That was his only outing over 4 innings, but fanned 6 (once), 5 (twice) and 4 (5 times) in a game...Had 5 saves in 5 games, July 3-5-8-11, including both ends of July 11 doubleheader at Cedar Rapids...Figured in the decision in 15 consecutive appearances, July 3-Aug 9 (2-4, era-3.15, sv-9, ip-20, er-7, so-27)...In his final 8 games, Aug 9-29, was 3-0, 2 saves and had 1.54 era (ip-11.2, er-2).

Personal: Played Little League and Babe Ruth League with Gadsden (AL)...Graduated from Litchfield (AL) HS in '86...Lettered in baseball and basketball...Attended Gadsden State (AL) Junior College.

Year	Club	CLS	W	L	ERA	G	GS	CG	SHO	SV	IP	H	R	ER	BB	SO
1989	Bluefield	R	3	6	5.28	12	9	1	1	1	58	76	46	34	12	45
1990	Wausau	A	4	6	2.47	36	0	0	0	12	54.2	41	26	15	17	72
Pro Totals			7-12	3-91	48	9	1	1	13	112.2	117	72	49	29	117	

NICOSIA, Steven Shane (OF)

KANE COUNTY

Height: 6-2 **Weight:** 175 **Bats:** R **Throws:** R **Signed by:** Bill Lawlor
Born: Nov 9, '69, Detroit MI **Resides:** St. Clair Shores, MI **Acquired:** Orioles 6th pick in June, '88 draft.

Notes: Was 4-for-12, .333 in his 1st 3 games (rbi-2).

Personal: Played Little League, Babe Ruth League with Macomb County (MI) and American Legion baseball with Northville (MI)...Graduated from Bishop Gallagher (MI) HS in '88.

Year	Club	CLS	AVG.	G	AB	R	H	2B	3B	HR	RBI	BB	SO	SB	CS	HP
1988	Bluefield	R	.266	50	192	20	51	5	0	0	14	10	38	10	3	0
1989	Erie	A	.260	60	196	19	51	7	0	0	23	12	31	20	4	2
1990	Wausau	A	.141	31	71	3	10	0	0	0	2	6	20	2	1	0
Pro Totals			.244	141	459	42	112	12	0	0	39	28	89	32	8	2

O'CONNELL, Shawn Patrick (RHP)

BLUEFIELD

Height: 6-5 **Weight:** 215 **Bats:** R **Throws:** R **Signed by:** Ed Sprague
Born: Apr 10, '71, Oakland, CA **Resides:** Moraga, CA **Acquired:** Orioles 38th pick in the June, '89 draft.

Notes: 1990: At Bluefield (Rookie), his win came in his longest outing of the year (5 innings), July 26 at Johnson City...His save came in his 1st game, June 22 at Pulaski.

Personal: Played Little League and American Legion baseball...Graduated Campolindo (CA) HS in '89...Lettered in baseball, basketball and football...Attended Diablo Valley (CA) College.

Year	Club	CLS	W	L	ERA	G	GS	CG	SHO	SV	IP	H	R	ER	BB	SO
1990	Bluefield	R	1	1	7.31	18	0	0	0	1	32	46	38	26	23	29

O'DONOGHUE, John Preston (LHP)

KANE COUNTY

Height: 6-6 **Weight:** 198 **Bats:** L **Throws:** L **Signed by:** Orioles
Born: May 26, '69, Wilmington, DE **Resides:** Elkton, MD **Acquired:** Non-drafted free agent signed June 28, '90.

Notes: Led Bluefield (Rookie) with 2 shutouts...Named Appalachian League Player of the Week for July 29-Aug 4...Struck out 7, July 29 at Huntington, then threw back-to-back 1-0 shutouts over Bristol, Aug 3 and Aug 9 (1)...Struck out 12 in each game (bb-1)...Then in his next start, Aug 16 at Burlington, he fanned 13...Promoted to Frederick (A) just before season ended and appeared in one game.

Personal: Played Little League (played against Montreal's Delino DeShields) and Babe Ruth League in Delaware...Graduated Elkton (MD) HS in '87...Lettered in baseball, basketball and football...Attended LSU and was teammate of Ben McDonald...Pitched in College World Series...Father, John, played 9 seasons in the majors and was on the '68 Orioles (also played for Athletics, Indians, Pilots, Brewers and Expos, '63-'71)...Has superstition of pitching with his father's baseball card in his back pocket.

Year	Club	CLS	W	L	ERA	G	GS	CG	SHO	SV	IP	H	R	ER	BB	SO
1990	Bluefield	R	4	2	2.01	10	6	2	2	0	49.1	49	13	11	10	67
	Frederick	A	0	1	4.50	1	1	0	0	0	4	5	2	2	0	3
Pro Totals			4-3	2-19	11	7	2	2	0	53.1	54	15	13	10	70	

OQUIST, Michael Lee (RHP)

FREDERICK

Height: 6-2 **Weight:** 170 **Bats:** R **Throws:** R **Signed by:** Lane Decker
Born: May 30, '68, La Junta, CO **Resides:** La Junta, CO
Acquired: Orioles 13th pick in June, '89 draft.

Notes: 1990: Led Carolina League and O's organization with 170 strikeouts at Frederick (A)...Named to the mid-season CL All-Star team...Struck out 14 in 7-inning game, June 22 vs Lynchburg...Recorded 9 or more strikeouts in a game 8 times...Was 3-0, 2.16 era after his 1st 5 games...Fanned 40 in 4 games, Apr 26-May 1-7-12...In 7-game stretch, June 16-July 23, was 5-1, 2.05 era (ip-48.1, er-11, so-58)...Was 2nd on the team in wins (9), starts (25) and innings pitched (166.1)...1989: Finished 2nd in the NY-Penn League (A) with 109 strikeouts for Erie.

Personal: Graduated from La Junta (CO) HS in '86...Was All-Conference in baseball, basketball and football...Attended at the University of Arkansas...Pitched in the '86 and '89 College World Series and was All-SWC in '89.

Year	Club	CLS	W	L	ERA	G	GS	CG	SHO	SV	IP	H	R	ER	BB	SO
1989	Erie	R	7	4	3.59	15	15	1	1	0	97.2	86	43	39	25	109
1990	Frederick	A	9	8	2.81	25	25	3	1	0	166.1	134	64	52	48	170
Pro Totals			16-12	3-10	40	40	4	2	0	264	120	107	91	73	279	

ORTIZ, Roberto (OF)

BLUEFIELD

Height: 6-1 **Weight:** 160 **Bats:** R **Throws:** R **Signed by:** Carlos Bernhardt
Born: Jan 6, '70, San Pedro de Macoris, DR **Resides:** San Pedro de Macoris, DR **Acquired:** Non-drafted free agent signed Nov 24, '88.

Notes: 1990: Played for the San Pedro de Macoris Orioles (Dominican Summer League)...1989: Played for the Santo Domingo Orioles (Dominican Summer League).

Year	Club	CLS	AVG.	G	AB	R	H	2B	3B	HR	RBI	BB	SO	SB	CS	HP
1989																
1990																

PARADES, German (OF)

BLUEFIELD

Height: 6-1 **Weight:** 180 **Bats:** R **Throws:** R **Signed by:** Carlos Bernhardt
Born: May 7, '70, San Pedro de Macoris, DR **Resides:** San Pedro de Macoris, DR **Acquired:** Non-drafted free agent signed June 9, '89.

Notes: 1990: For Bluefield (Rookie), had 3 hits and 3 rbi in his 1st game, June 21 at Pulaski...Had 4 hits in a game, July 23 vs Burlington...Had 6-game hit streak, Aug 5-10 (20-8, .400) with an rbi in each game...1989: Played for the Santo Domingo Orioles (Dominican Summer League).

Year	Club	CLS	AVG.	G	AB	R	H	2B	3B	HR	RBI	BB	SO	SB	CS	HP
1989																
1990	Bluefield	R	.266	60	218	24	58	11	0	6	30	4	42	2	2	0

PAVELOFF, David James (RHP)

KANE COUNTY

Height: 6-2 **Weight:** 190 **Bats:** R **Throws:** R **Signed by:** Rick Arnold
Born: Dec 6, '67, Los Angeles, CA **Resides:** Palm Desert, CA **Acquired:** Orioles 26th pick in June, 90 draft.

Notes: 1990: For Wausau (A), was 2-0 with 0.00 era, July 14-22 (g-4, ip-8, r-2, er-0, bb-2, so-6)...Was 0-1 with 0.00 era, Aug 2-13 (g-6, ip-10.2, r-1, er-0, bb-3, so-7)...Fanned 4 in a game twice, July 6 in game he saved vs Waterloo and Aug 11 at Kenosha in his longest outing of the season (ip-4.2).

Personal: Played Little League and American Legion baseball for West Covina (CA)...Graduated Workman (CA) HS in '86...Lettered in baseball and football...Attended College of Desert (CA) and Chapman (CA) College.

DAVID PAVELOFF (Cont)

Year Club	CLS	W-L	ERA	G	GS	CG	SHO	SV	IP	H	R	ER	BB	SO
1990 Wausau	A	2-3	2.98	28	1	0	0	1	57.1	51	29	19	20	44

PENNINGTON, Brad Lee (LHP)

KANE COUNTY

Height: 6-5 **Weight:** 205 **Bats:** L **Throws:** L **Signed by:** Mike Ledna
Born: Apr 14, '69, Salem, IN **Resides:** Salem, IN **Acquired:** Orioles 12th pick in June, '89 draft.

Notes: 1990: Had 142 strikeouts in only 106 innings for Wausau (A)...Fanned 7 or more batters in a game 10 times including 8 of his 1st 10 appearances...Collected 10 strikeouts in 6.1 innings of 1-0 win, May 5 at Kenosha and again in 6 innings, May 18 at Clinton...Walked 6 or more batters in a game 9 times with a season-high of 8 in 5.1 innings of 2-1 win, July 11 at Cedar Rapids...Won his 1st 2 decisions, but suffered losses in 7 straight starts, May 18-June 18 and was 0-8 (10 starts) May 18-July 4...Was 2-0 in 15 games, July 11-Aug 25...1989: Tied for 2nd in the Appalachian League with 14 games started for Bluefield (Rookie).

Personal: Played Little League and Babe Ruth League for Pekin (IN)...Graduated from Eastern (IN) HS in '87...Lettered in baseball, basketball and track. Attended Bellarmine (KY) College and Vincennes (IN) University.

Year Club	CLS	W-L	ERA	G	GS	CG	SHO	SV	IP	H	R	ER	BB	SO
1989 Bluefield	R	2-7	6.58	15	14	0	0	0	64.1	50	58	47	74	81
1990 Wausau	A	4-9	5.18	32	18	1	0	0	106	81	89	61	121	142
Pro Totals		6-16	5.71	47	32	1	0	0	170.1	131	147	108	195	223

PERAZA, Oswaldo (Ozzie) Jose (RHP)

ROCHESTER

Height: 6-4 **Weight:** 209 **Bats:** R **Throws:** R **Signed by:** Toronto
Born: Oct 19, '62, Puerto Cabello, Venezuela **Resides:** Puerto Cabello, Venezuela **Acquired:** From Toronto along with p Jose Mesa for p Mike Flanagan, Aug 31, '87.

Notes: Voted the Comeback Player of the Year and RHP of the Year in the Venezuelan Winter League...Was 6-0 with 1.99 era (ip-68, er-15) in 16 games, 12 starts for Lara...Team played in '90 Winterfest (Caribbean World Series)...1990: Appeared in only 9 games (7 with Frederick, Class A) as he continued his rehabilitation from a sore arm...Had 28 strikeouts in 24.1 innings for Frederick (A)...Had season-high 6 strikeouts in 4 innings, Aug 11 vs Prince William...At Hagerstown (AA), in his final appearance of the year, allowed only one hit over 8 innings, Sep 2 at Williamsport...1988: Won 3 straight starts (the only Oriole to do so), July 28-Aug 6...1987: Finished 4th in the Southern League with 3.12 era for Knoxville and tied Jose Mesa for team lead with 10 wins...Struck out 10 in 6 innings of a victory of Greenville, July 6...Earned lone save with 4 innings of hitless relief vs Huntsville, May 28...1985: Struck out 11 on 2 occasions...Lost a 2-hitter to Prince William, Apr 27 and beat Winston-Salem, May 5, on a 3-hit shutout...1984: Struck out 11 in complete game win over Anderson, May 18...1983: Converted from catcher to pitcher...1981-82: As a catcher, he batted .199 in 2 seasons (196-39, hr-2, rbi-13)...Originally signed as free agent by Toronto, Feb 2, '81.

Year Club	CLS	W-L	ERA	G	GS	CG	SHO	SV	IP	H	R	ER	BB	SO
1983 Bradenton	A	0-1	5.93	3	3	0	0	0	13.2	16	16	9	11	11
1984 Florence	A	8-7	3.41	31	13	4	0	6	137.1	108	67	52	62	104
1985 Kinston	A	6-10	3.20	25	25	2	1	0	154.2	132	69	55	72	134
Knoxville	AA	5-2	4.06	9	8	1	0	0	51	53	31	23	30	28
1986 Knoxville	AA	7-4	4.19	26	16	0	0	2	107.1	101	58	50	54	80
Syracuse	AAA	0-0	11.57	2	0	0	0	0	2.1	3	3	3	4	2
1987 Syracuse	AAA	10-7	3.12	28	19	3	0	1	132.2	122	63	46	33	105
1988 Baltimore	AL	5-7	5.55	19	15	1	0	0	86	98	62	53	37	61
Rochester	AAA	3-0	2.89	6	6	1	0	0	43.2	35	14	14	9	36
1989														
Frederick	A	0-2	3.33	7	7	0	0	0	24.1	19	14	9	12	28
Hagerstown	AA	0-0	1.93	2	2	0	0	0	14	3	3	3	3	4
Pro Totals		44-40	3.72	158	114	12	1	9	767	690	400	317	327	593

POLANCO, Pedro (OF)

GULF COAST

Height: 6-0 **Weight:** 165 **Bats:** R **Throws:** R **Signed by:** Carlos Bernhardt
Born: Oct 10, '73, Hato Mayor, DR **Resides:** Hato Mayor, DR **Acquired:** Non-drafted free agent signed Jan 17, '91.

Notes: Signed for the 1991 season.

POWELL, Dennis (LHP)

ROCHESTER

Height: 6-3 **Weight:** 200 **Bats:** R **Throws:** L **Signed by:** Los Angeles Dodgers **Born:** Aug 13, '63, Moultrie, GA **Resides:** Norman Park, GA **Acquired:** Signed as a free agent, Feb 19, '91.

Notes: 1990: Began season with Mariners, but was granted his unconditional release as a "new look" free agent, Apr 30 and signed by the Brewers, May 7...Started and struck out 8 batters in 7.1 innings, June 20 vs the Yankees...1989: Came to Mariners camp as non-roster invitee and made the team...Allowed a run in his 1st game, but then threw 7 scoreless innings...Won 1st game, May 1 vs Detroit in relief and earned 1st save, May 7 vs the O's...Won again June 15 at Minnesota...Recalled from Calgary, AAA, Sep 5 and appeared in 5 games...1987: Picked up his 1st AL victory, Oct 2 at Texas...1985: Started season with 9-0 mark at Albuquerque, AAA, and was promoted to the Dodgers, July 1...Recorded his 1st ML save, Sep 9 vs Atlanta then collected his 1st ML win Sep 10 (2) vs Atlanta...1983: With Bradenton (Rookie) led the Gulf Coast League with 2 shutouts and 103 strikeouts...Was named Star of Stars by the Howe News Bureau and was the Topps Rookie Player of the Month for August.

Personal: Originally signed as a non-drafted free agent by the Los Angeles Dodgers, May 17, '83...Graduated from Colquitt (GA) County HS in '81...Won 20 consecutive games for the semi-pro Albany (GA) Hawks.

Year Club	CLS	W-L	ERA	G	GS	CG	SHO	SV	IP	H	R	ER	BB	SO
1983 Bradenton	A	8-2	1.46	11	11	3	2	0	74	52	22	12	23	103
1984 Vero Beach	AA	1-1	1.38	4	4	0	0	0	26	19	7	4	12	14
San Antonio	AA	9-8	3.38	24	24	5	2	0	111.2	106	40	34	48	55
1985 Albuquerque	AAA	9-0	2.74	18	17	3	0	0	111.2	106	40	34	48	55
Los Angeles	NL	1-1	5.22	16	2	0	0	1	29.1	30	19	17	13	19
1986 Los Angeles	NL	2-7	4.27	27	6	0	0	0	65.1	65	32	31	25	31
Albuquerque	AAA	3-3	4.10	7	7	0	0	0	41.2	45	23	14	48	65
1987 Calgary	AAA	4-8	4.91	20	20	2	1	0	117.1	145	80	12	15	17
Seattle	AL	1-3	3.15	16	3	0	0	0	34.1	32	13	12	15	17
1988 Calgary	AAA	6-4	4.17	21	18	2	1	1	108	116	57	50	49	81
Seattle	AL	1-3	8.68	12	2	0	0	0	18.2	29	20	18	11	15
1989 Seattle	AL	2-2	5.00	43	1	0	0	2	45	49	25	25	21	27
Calgary	AAA	3-2	2.84	18	0	0	0	0	6	25.1	21	10	8	12
Seattle	AA	0-0	9.00	2	0	0	0	0	3.0	5	3	3	2	0
1990 Seattle	AL	0-0	9.00	2	0	0	0	0	3.0	5	3	3	2	0
NL Totals		3-8	4.75	43	8	0	0	1	94.2	95	51	48	38	50
AL Totals		4-8	5.17	73	6	0	0	2	101	115	61	58	49	59
ML Totals		7-16	4.97	116	14	0	0	3	195.2	210	112	106	87	109
Pro Totals		50-44	3.73	239	115	15	6	10	867.2	867	432	360	381	551

RALEY, Timothy Alan (OF)

HAGERSTOWN

Height: 5-10 **Weight:** 170 **Bats:** L **Throws:** R **Signed by:** Milwaukee Brewers **Born:** Jan 21, '66, Quantico, VA **Resides:** Triangle, VA **Acquired:** Signed by Orioles as a free agent, Dec 21, '90.

Notes: 1990: Was signed by the O's after his release from El Paso (AA) in the Milwaukee organization...Originally was Milwaukee's 27th pick in the June, '87 draft.

Year Club	CLS	AVG.	G	AB	R	H	2B	3B	HR	RBI	BB	SO	SB	CS	HP
1987 Helena	R	.337	59	199	37	67	10	3	4	68	34	23	16	2	1
1988 Stockton	A	.200	2	5	1	1	0	0	0	0	0	2	0	0	0
Beloit	A	.280	116	418	55	117	17	2	1	36	51	62	8	7	1
1989 Stockton	A	.264	123	439	67	116	14	5	1	46	84	64	14	4	2
1990 Stockton	A	.256	124	399	54	102	12	14	10	71	51	71	6	7	2
Pro Totals		.276	424	1460	214	403	53	24	16	221	220	222	44	20	6

RAMIREZ, Daniel (SS)

KANE COUNTY

Height: 5-10 **Weight:** 165 **Bats:** R **Throws:** R **Signed by:** Lamar North **Born:** June 30, '68, Los Angeles, CA **Resides:** Montebello, CA **Acquired:** Orioles 21st pick in June, '90 draft.

Notes: 1990: With Bluefield (Rookie), had 10-game hitting streak, Aug 20-29 (40-15, .375) including 4 hits in a game, Aug 21 vs Burlington...Hit both his homers in consecutive games, July 8-9.

Personal: Played Little League and American Legion baseball...Graduated Cantwell (CA) HS in '85...Attended Cerritos (CA) Junior College (teammate in HS and JC was Craig Worthington) and the University of Tennessee.

Year Club	CLS	AVG.	G	AB	R	H	2B	3B	HR	RBI	BB	SO	SB	CS	HP
1990 Bluefield	R	.284	57	211	36	60	11	0	2	22	22	24	9	8	9

MINOR LEAGUE

REYNOLDS, Douglas Scott (C)

FREDERICK

Height: 6-2 **Weight:** 200 **Bats:** R **Throws:** R **Signed by:** Jim Gilbert
Born: Mar 4, '68, Tallahassee FL **Resides:** Tallahassee FL **Acquired:** Orioles' 33rd pick in June, '89 draft.

Notes: 1990: Longest hit streak with Frederick (A) was 5 games, July 2-8 (18-8, .444, 2b-3)...Had 3 hits (had pinch single, then stayed in the game and was 2-for-2), Apr 20 vs Peninsula.

Personal: Played Little League and American Legion baseball with Tallahassee (FL)...Graduated from North Florida Christian HS in '86...Lettered in baseball, basketball and football...Attended Liberty (VA) University (business management major).

Year	Club	CLS	AVG.	G	AB	R	H	2B	3B	HR	RBI	BB	SO	SB	CS	HP
1989	Erie	A	.189	35	106	19	20	5	0	4	13	21	30	0	0	0
1990	Frederick	A	.246	55	126	14	31	5	0	3	13	18	44	0	0	0
Pro Totals			.220	90	232	33	51	10	0	7	26	39	74	0	0	0

RICCI, Charles Mark (RHP)

ROCHESTER

Height: 6-2 **Weight:** 180 **Bats:** R **Throws:** R **Signed by:** Carl Moesche
Born: Nov 20, '68, Abington, PA **Resides:** Naples, FL **Acquired:** Orioles' 5th pick in June, '87 draft.

Notes: 1990: For Frederick (A), struck out 8 in 7 innings, May 5 (2) vs Lynchburg and 8 in 7 innings, June 12 vs Durham...Closed out regular season with wins in final 2 games, Aug 16 at Durham in relief and Aug 28 at Prince William (started)...Was 1-0, with 3.27 era (ip-11, er-4) in 2 games during the playoffs...1989: Named to the mid-season Midwest League All-Star team...Tied for league lead with 9 complete games for Waterloo (A)...1988: For Bluefield (Rookie), finished 2nd in the Appalachian League in games started (14)...Tossed a 2-hitter, Aug 28 vs Princeton.

Personal: Played Little League, Babe Ruth League and American Legion baseball in NJ...Graduated Shawnee (NJ) HS in '87...Lettered in baseball, basketball and football.

Year	Club	CLS	W	L	ERA	G	GS	CG	SHO	SV	IP	H	R	ER	BB	SO
1987	Bluefield	R	5	5	6.50	13	12	1	0	0	62.1	74	52	45	38	40
1988	Bluefield	R	4	6	6.66	14	14	1	0	0	73	92	61	54	48	73
1989	Waterloo	A	10	12	2.98	29	25	9	0	0	181	160	89	60	59	89
1990	Frederick	A	7	12	4.41	26	18	2	1	0	122.1	126	79	60	47	94
Pro Totals			26-35	4-49	4.49	82	69	13	1	0	438.2	452	281	219	192	296

RICHARDSON, Michael Arthur (IF)

HAGERSTOWN

Height: 6-2 **Weight:** 175 **Bats:** L **Throws:** L **Signed by:** Jerry Zimmerman
Born: Mar 27, '66, San Bernardino, CA **Resides:** Tigard, OR **Acquired:** Orioles' 10th round pick in June, '88 draft.

Notes: 1990: At Frederick (A), batted .333 (51-17) through 1st 14 games...Longest hit streak was 6 games, Apr 21-29 (23-9, .391 r-7)...Had 5 hits in a game, June 20 at Kinston and 4 hits in a game, Aug 8 vs Lynchburg.

Personal: Played Little League, Babe Ruth League and American Legion baseball for Tigard (OR)...Graduated from Tigard (OR) HS in '84...Graduated from Portland State University in '88...Named to All-Conference team in '88.

Year	Club	CLS	AVG.	G	AB	R	H	2B	3B	HR	RBI	BB	SO	SB	CS	HP
1988	Bluefield	R	.279	44	154	25	43	8	0	1	25	19	26	3	0	1
1989	Erie	A	.345	32	113	18	39	7	0	6	23	14	21	0	0	0
1990	Frederick	A	.234	110	334	33	78	13	1	3	33	29	66	0	3	0
Pro Totals			.266	186	601	76	160	28	1	10	81	62	113	3	3	1

RIDDLE, David Wayne (RHP)

FREDERICK

Height: 6-1 **Weight:** 180 **Bats:** R **Throws:** R **Signed by:** Bill Miller
Born: Jan 27, '67, San Diego, CA **Resides:** San Diego, CA **Acquired:** Orioles' 20th pick in June, '89 draft.

Notes: 1990: For Wausau (A), had excellent stretch, May 5-7-8-11 of 3 saves followed by a win (ip-8.2, r-0, so-11)...Fanned 6 in 2.2 innings, May 5 at Kenosha...Through 13 games, was 3-0, 4 saves, 2.34 era (ip-34.2, er-9)...Overall, was 5-4, 2.76 era (ip-97.2, er-30)

Personal: Played Little League with Clairemont Mesa (CA) and American Legion baseball with Madison High (CA)...Graduated from Madison

(CA) HS in '85...Is a '90 graduate of San Diego State University...Has superstitions of not stepping on chalk lines, not shaving on the day he pitches and walking around the mound in the same direction after an out.

Year	Club	CLS	W	L	ERA	G	GS	CG	SHO	SV	IP	H	R	ER	BB	SO
1989	Erie	A	2	4	4.24	14	1	0	0	2	23.1	34	19	11	11	26
1990	Wausau	A	3	1	3.21	19	0	0	0	4	47.2	42	18	17	12	35
	Frederick	A	2	3	2.34	25	1	0	0	1	50	45	19	13	26	28
Pro Totals			7	8	3.05	58	2	0	0	7	121	121	56	41	49	89

ROMANO, Manuel Emilio (IF)

GULF COAST

Height: 6-6 **Weight:** 170 **Bats:** R **Throws:** R **Signed by:** Carlos Bernhardt
Born: Nov 6, '73, El Seibo, DR **Resides:** El Seibo, DR **Acquired:** Non-drafted free agent signed Jan 17, '91.

Notes: Signed for the 1991 season.

ROSE, Peter Edward II (IF)

FREDERICK

Height: 6-1 **Weight:** 180 **Bats:** L **Throws:** R **Signed by:** Bill Lawlor/
Fred Uhlman Sr **Born:** Nov 16, '69, Cincinnati, OH **Resides:** Cincinnati, OH **Acquired:** Orioles 13th pick in June, '88 draft.

Notes: 1990: At Frederick (A), had 7-game hit streak, May 31-June 5 (25-10, .400) with 10 rbi...Hit in 10 of 12 games, May 31-June 10 (44-15, .341) with 16 rbi...Had 3 hits in a game 4 times.

Personal: Played Little League and American Legion baseball (played against Ken Griffey Jr and Lee May Jr in Legion ball)...Graduated from Oak Hill (OH) HS in '88...Lettered in baseball and basketball...Son of baseball's all-time hit leader, Pete Rose...Has superstition of not cleaning his bat during a hitting streak.

Year	Club	CLS	AVG.	G	AB	R	H	2B	3B	HR	RBI	BB	SO	SB	CS	HP
1989	Frederick	A	.179	24	67	3	12	3	0	0	7	0	15	1	1	1
	Erie	A	.276	58	228	30	63	13	5	2	26	12	35	1	1	1
1990	Frederick	A	.232	97	323	32	75	14	2	1	41	26	33	0	3	1
Pro Totals			.243	179	618	65	150	30	7	3	74	38	83	2	5	3

ROSO, James Raymond, (C)

KANE COUNTY

Height: 6-2 **Weight:** 185 **Bats:** R **Throws:** R **Signed by:** Jerry Zimmerman
Born: Oct 2, '69, Portland, OR **Resides:** Portland, OR **Acquired:** Orioles 21st pick in June, '89 draft.

Notes: 1990: For Wausau (A), had 3 hits in a game, Apr 13 vs Cedar Rapids and a 6-game hit streak, June 20-29 (23-8, .348, hr-2, rbi-7)...Had 5 rbi in a game, July 24 vs Beloit...Had another 6-game hit streak, July 19-24 (24-7, .292, hr-1, rbi-9).

Personal: Played Little League with Sunset Valley (OR) and American Legion baseball with Aloha (OR)...Graduated from Aloha (OR) HS in '87...Attended Linn-Benton (OR) Community College...Has superstitions of wearing the same undershirt and putting his socks on the same way when he pitches and tossing a stone before each inning.

Year	Club	CLS	AVG.	G	AB	R	H	2B	3B	HR	RBI	BB	SO	SB	CS	HP
1989	Bluefield	R	.307	48	153	32	47	10	0	4	25	22	25	0	3	4
1990	Wausau	A	.242	97	298	24	72	9	0	4	30	29	62	2	2	8
Pro Totals			.264	145	451	56	119	19	0	8	55	51	87	2	5	12

RUIZ, Estuar (Stewart) (IF)

BLUEFIELD

Height: 5-11 **Weight:** 175 **Bats:** S **Throws:** R **Signed by:** Miguel Machado
Born: Dec 10, '72, Caracas, Venezuela **Resides:** Caracas, Venezuela **Acquired:** Non-drafted free agent signed Dec 15, '89.

Notes: 1990: At Bluefield (Rookie), had 3 hits in a game, Aug 2 vs Bristol...Pitched 0.1 inning, July 1 vs Princeton (one of 7 pitchers, including 4 position players, to take the mound in that game).

Year	Club	CLS	AVG.	G	AB	R	H	2B	3B	HR	RBI	BB	SO	SB	CS	HP
1990	Bluefield	A	.206	22	34	3	7	1	0	0	0	0	5	14	1	0

SANCHEZ, Israel (LHP)

ROCHESTER

Height: 5-9 **Weight:** 170 **Bats:** L **Throws:** L **Signed by:** Kansas City Royals
Born: Aug 20, '63, Falcon, Cuba **Resides:** Skokie, IL **Acquired:** Signed as a 6-year minor league free agent, Feb, '90.

ISRAEL SANCHEZ (Cont)

Notes: 1988: Saw action with the Royals...Made major league debut, July 7 vs Milwaukee...Made his only start, July 30 at Baltimore (ip-2, no decision)...Earned 1st ML win, Aug 9 vs the O's...Posted 1st save, Sep 21 at Seattle (his 1st opportunity)...He was AAA Pitcher of the Week, May 2-8, with a shutout over Oklahoma City and was 4-0 in May with Omaha...Also had a 6-hit shutout vs Toledo in his final AAA start (was called up to KC July 4)...**1986:** At Memphis (AA), ranked 2nd in the Southern League with 13 wins and 141 strikeouts...**1985:** With Ft. Myers (A), pitched the 1st 5.2 innings of 7-inning no-hitter vs St. Petersburg...Pitched a 2-hit shutout (so-14) in beating Ft. Lauderdale to give Ft. Myers its 1st ever Florida State League title.

Personal: Graduated from Von Stueben (IL) HS in '82...In HS, pitched a no-hitter in the Chicago Public HS NW Section title game...In 2nd round of '82 city championship, he pitched a 1-hitter, struck out 11, but lost, 1-0...Originally the Royals' 9th round pick in the June, '82 draft.

Year	Club	CLS	W	L	ERA	G	GS	CG	SHO	SV	IP	H	R	ER	BB	SO
1982	Sarasota	A	3	5	4.57	12	11	0	0	0	61	63	41	31	36	49
1983	Charleston	A	10	6	3.59	30	19	3	1	2	163	172	92	65	70	130
1984	Fort Myers	AA	3	3	3.65	14	10	0	0	0	66.2	62	30	27	29	63
1985	Fort Myers	AA	8	6	2.11	28	12	2	2	3	98.1	72	32	23	27	86
1986	Memphis	AA	13	7	3.47	28	26	4	1	0	184.1	190	97	71	55	141
	Omaha	AAA	0	1	9.00	1	0	0	0	0	3.0	4	3	2	2	2
1987	Omaha	AAA	5	12	4.62	23	21	3	0	0	124.2	162	74	64	46	74
1988	Omaha	AAA	7	4	2.91	15	15	3	2	0	102.0	102	36	33	36	85
	Kansas City	AL	3	2	4.54	19	1	0	0	1	35.2	36	20	18	18	14
1989	Baseball City	A	1	0	0.00	3	2	0	0	0	8.0	7	3	0	2	4
1990	Memphis	AA	1	2	3.10	15	0	0	0	6	29.0	21	11	10	8	32
	Baseball City	A	1	1	1.08	7	1	0	0	0	16.2	18	8	2	1	17
Pro Totals			55-49	3.94	195	119	15	6	12	792.1	909	447	347	330	697	

SANEAX, Francisco Antonio (RHP)

BLUEFIELD

Height: 6-4 **Weight:** 140 **Bats:** R **Throws:** R **Signed by:** Carlos Bernhardt **Born:** Feb 16, '74, El Seibo, DR **Resides:** El Seibo, DR **Acquired:** Non-drafted free agent signed Jan 3, '91.

Notes: Signed for 1991.

SANTANA, Rafael Enrique (IF)

BLUEFIELD

Height: 6-0 **Weight:** 160 **Bats:** R **Throws:** R **Signed by:** Carlos Bernhardt **Born:** May 29, '73, La Romana, DR **Resides:** La Romana, DR **Acquired:** Non-drafted free agent signed Feb 12, '90.

Notes: Played for the San Pedro de Macoris Orioles (Dominican Summer League) in 1990.

SCHMIDT, Keith Allan (OF)

KANE COUNTY

Height: 6-2 **Weight:** 195 **Bats:** L **Throws:** R **Signed by:** Ray Crone **Born:** Feb 25, '71, Houston, TX **Resides:** Burton, TX **Acquired:** Orioles 2nd pick in June, '89 draft.

Notes: 1990: Was 3rd on Bluefield (Rookie) with 19 extra-base hits (2b-12, 3b-2, hr-5)...Had hot and cold stretches with Wausau (A), starting season 3-for-44, then going 10-for-29, June 9-17, including a homer and 4 rbi, June 9 (2) vs South Bend, then going 0-for-12...Hit a grand slam, Aug 23 (2) at Elizabethton and had 3 hits and scored 3 runs, Aug 25 vs Elizabethton...Had 3 hits in a game 3 times...**1989:** Hit 2 homers, June 19 vs Princeton, his 1st professional game (a solo shot in his 1st at bat and a grand slam his 3rd time up).

Personal: Played Little League with Brenham (TX)...Graduated from Burton (TX) HS in '89...Lettered in baseball, football and track...Attended Blinn (TX) College.

Year	Club	CLS	AVG.	G	AB	R	H	2B	3B	HR	RBI	BB	SO	SB	CS	HP
1989	Bluefield	R	.227	55	194	28	44	10	1	5	32	17	71	6	6	2
1990	Bluefield	R	.284	55	169	24	48	12	2	5	24	17	62	5	5	4
	Wausau	A	.153	32	85	7	13	1	1	3	12	8	37	1	0	2
Pro Totals			.234	142	448	59	105	23	4	13	68	42	170	12	11	8

SCHULLSTROM, Erik Paul (RHP)

FREDERICK

Height: 6-5 **Weight:** 220 **Bats:** R **Throws:** R **Signed by:** Ed Sprague **Born:** Mar 25, '69, San Diego, CA **Resides:** San Leandro, CA **Acquired:** Orioles 2nd pick in June, '90 draft.

Notes: 1990: At Wausau (A), recorded 5 strikeouts in 2 innings, Aug 4 at South Bend, 6 in 5.2 innings, Aug 15 vs Kenosha and season-high 7 strikeouts in 5 innings, Aug 22 vs Madison...At Frederick (A), won his 1st game as a pro Aug 27 vs Winston-Salem...In post-season, he appeared in one game (ip-2) and struck out 3 batters.

Personal: Played Little League and Babe Ruth League with Alameda (CA)...Graduated from Alameda (CA) HS in '87...Lettered in baseball and football...Played against the Mets' **Gregg Jeffries** in HS...Attended Fresno State and was '88 All-American...Pitched in the College World Series.

Year	Club	CLS	W	L	ERA	G	GS	CG	SHO	SV	IP	H	R	ER	BB	SO
1990	Wausau	A	0	2	4.66	5	5	0	0	0	19.1	20	12	10	7	21
	Frederick	A	2	0	3.46	2	2	0	0	0	13	9	5	5	6	8
Pro Totals			2	2	4.18	7	7	0	0	0	32.1	29	17	15	13	29

SERRA, Jose Antonio (IF)

BLUEFIELD

Height: 5-11 **Weight:** 160 **Bats:** R **Throws:** R **Signed by:** Carlos Bernhardt **Born:** Mar 28, '73, San Pedro de Macoris, DR **Resides:** San Pedro de Macoris, DR **Acquired:** Non-drafted free agent signed Dec 7, '90.

Notes: Signed for 1991 season.

SHAMBURG, Kenneth Lee (IF)

HAGERSTOWN

Height: 6-2 **Weight:** 215 **Bats:** R **Throws:** R **Signed by:** Ed Sprague **Born:** Jan 31, '67, Redding, CA **Resides:** Redding, CA **Acquired:** Non-drafted free agent signed June 28, 89.

Notes: 1990: Played at 3 levels in the O's system last year, A, AA and AAA...Combined, he batted .298 (521-155) with 9 homers and 96 rbi...For Frederick (A), he finished 2nd with 54 rbi and tied for 2nd with 7 homers although he was promoted to AA in June...In Class A, he had 5 hits in a game, Apr 24 vs Durham, 5 rbi in a game, May 5 (1) vs Lynchburg and 4 rbi in a game, June 9 vs Peninsula...Also had 4 hits in a game on 2 other occasions...Had 13-game hitting streak, June 2-14 (53-18, .340, r-14, 2b-6, 3b-1, hr-3, rbi-17)...At Hagerstown (AA), he had 4 rbi in a game, July 31 vs New Britain and homered and had 5 rbi in a game, Aug 2 at Harrisburg...Hit .346 (52-18, rbi-10) in his final 13 games, then promoted to Rochester (AAA)...At Rochester, he went 2-for-3 in his 1st game, Sep 1 at Syracuse...Was 2-for-3 with an rbi in 2 post-season games for Rochester...**1989:** With Frederick (A), homered in his 1st at bat as a pro...Named Carolina League Player of the Week for July 16-22.

Personal: Graduated from Enterprise (CA) HS in '85...Lettered in baseball, basketball and football...Attended Butte (CA) Junior College and Louisiana Tech where he homered off **Ben McDonald** in a game vs LSU.

Year	Club	CLS	AVG.	G	AB	R	H	2B	3B	HR	RBI	BB	SO	SB	CS	HP
1989	Frederick	A	.254	52	201	27	51	8	0	7	40	24	34	2	0	0
1990	Frederick	A	.321	66	243	35	78	20	2	7	54	31	38	1	6	3
	Hagerstown	AA	.276	72	272	29	75	19	5	2	42	18	37	2	1	1
	Rochester	AAA	.333	2	6	1	2	0	0	0	0	1	1	0	0	0
Pro Totals			.285	192	722	92	206	47	7	16	136	74	110	5	7	4

SMITH, Patrick Keith (Keith) (IF)

ROCHESTER

Height: 6-1 **Weight:** 185 **Bats:** R **Throws:** R **Signed by:** New York Yankees **Born:** Oct 20, '61, Los Angeles, CA **Resides:** Santa Clarita, CA **Acquired:** Signed as a 6-year minor league free agent, Feb 2, '91.

Notes: 1989: Batted .372 in June (43-16)...**1987:** Led American Association shortstops with .966 fielding percentage...**1984:** Named to Southern League All-Star team...Led Southern League in sacrifice hits (17)...Led league's shortstops in games (138), assists (440) and double plays (97)...**1980:** Led NY-Penn League with 9 sacrifice hits and a .932 fielding percentage.

Personal: Originally the Yankees' 15th pick in June, '79 draft...Also played in Milwaukee and Chicago White Sox organizations...Played 4 games with Yankees in '85.

SPRICK, Scott James (IF)

KANE COUNTY

Height: 6-5 **Weight:** 195 **Bats:** L **Throws:** R **Signed by:** Lamar North **Born:** June 14, '69, Holland, MI **Resides:** Holland, MI **Acquired:** Orioles 24th pick in June, '90 draft.

SCOTT SPRICK (Cont)

Notes: 1990: For Bluefield (Rookie), had 7-game hit streak, June 24-July 2 (27-10, .370)...Had 3 hits and 3 rbi in a game, Aug 10 vs Johnson City...Had 4 hits and 4 rbi in a game, Aug 12 vs Huntington.

Personal: Graduated West Ottawa (MI) HS in '87...Lettered in baseball, basketball and football...Attended Grand Rapids (MI) Junior College and Jacksonville State (AL) University majoring in secondary education...Played on Division II World Series champions with Jacksonville State.

Year	Club	CLS	AVG.	G	AB	R	H	2B	3B	HR	RBI	BB	SO	SB	CS	HP
1990	Bluefield	R	.241	62	220	27	53	15	3	4	33	18	51	3	4	2

STANICEK, Peter Louis (IF)

ROCHESTER

Height: 5-11 **Weight:** 185 **Bats:** S **Throws:** R **Signed by:** George Lauzerique **Born:** Apr 18, '63, Harvey, IL **Resides:** Park Forest, IL **Acquired:** Orioles 9th round pick in June, '85 draft.

Notes: 1990: Started season with Rochester (AAA)...Of his final 5 hits, 3 were doubles...At Hagerstown (AA), walked once in 10 of 11 games, Aug 20-30...1988: In his 1st game, Apr 29, scored 2 runs and had an rbi to help Birds end their season-opening 21-game losing streak...Led the team with 12 stolen bases...Hit all of his 4 homers from the right side...1987: At Charlotte (AA), was 3rd in the Southern League with .315 batting average...Played in mid-season All-Star game...Made major league debut with Orioles Sep 1, vs Seattle...Got his 1st ML hit in that game, a single off Scott Bankhead...Was hit by 12 pitches (Charlotte-8; Rochester-2; Orioles-2)...1986: Led Hagerstown (A) and Carolina League in stolen bases (77), on-base pct. (.438) and hbp (9)...Named to Carolina League and Baseball America Class A All-Star teams...1985: Led Newark (A) and NY-Penn League 2nd basemen in putouts (162) and double plays (50)...Began switch-hitting in Florida Instructional League.

Personal: Graduated from Rich East (IL) HS in '81...Lettered in baseball, basketball and football...Graduated from Stanford University...Played on same baseball teams with O's Jeff Ballard...Played in College World Series...Older brother, Steve (6/19/61), was the San Francisco Giants' No 1 pick in the June, '82 draft.

Year	Club	CLS	AVG.	G	AB	R	H	2B	3B	HR	RBI	BB	SO	SB	CS	HP
1985	Newark	R	.251	69	255	39	64	12	1	2	25	51	44	30	4	6
1986	Hagerstown	A	.317	127	457	115	145	24	2	6	67	91	47	77	17	9
1987	Charlotte	AA	.315	88	337	78	106	18	4	8	50	46	46	30	10	8
	Rochester	AAA	.297	38	145	29	43	13	0	2	16	24	21	8	4	2
	Baltimore	AL	.274	30	113	9	31	3	0	0	9	8	19	8	1	2
1988	Rochester	AAA	.174	19	69	13	12	2	1	2	8	10	18	7	1	0
	Baltimore	AL	.230	83	261	29	60	7	1	4	17	28	45	12	6	4
1989	Hagerstown	AA	.253	47	154	15	39	7	0	0	13	26	17	6	1	1
1990	Hagerstown	AA	.241	33	112	10	27	0	1	0	6	21	27	2	2	0
	Rochester	AAA	.174	28	86	13	15	3	0	0	6	12	12	0	1	1
M. L. Totals			.243	113	374	38	91	10	1	4	26	36	64	20	7	6
Pro Totals			.272	562	1989	350	542	89	10	24	217	317	296	180	47	33

STEPHAN, Todd A. (RHP)

ROCHESTER

Height: 6-3 **Weight:** 205 **Bats:** L **Throws:** R **Signed by:** Peninsula Pilots **Born:** May 28, '66, LaCrosse, WI **Resides:** Pittsburgh, PA **Acquired:** Signed as a free agent Feb 5, '90.

Notes: 1990: Named to the mid-season Carolina League All-Star team...Was 3rd in the league with 17 saves...With Frederick (A), struck out 8 in 5.2 innings, Apr 17 at Salem and 7 in 4.2 innings, vs Prince William...Had a win and 7 saves in 8-game stretch, June 22-July 16...Closed out season with one run (unearned) in final 32 innings (hadn't allowed an earned run since July 12)...From June 4-Sep 1, was 5-0 with 16 saves and 0.54 era (ip-50.1, er-3) in 27 games...Was 1-0 with 2 saves and a 0.00 era in 3 post-season games (ip-5, h-2, r-0, bb-0, so-7).

Personal: Played Little League and Babe Ruth League with LaCrosse (WI)...Graduated Onalaska (WI) HS in '84...Lettered in baseball, basketball and football...Attended Valley City State, Bethany Lutheran (MN) College and Point Park College...Reached the College World Series twice.

Year	Club	CLS	W	L	ERA	G	GS	CG	SHO	SV	IP	H	R	ER	BB	SO
1989	Peninsula	A	6	8	4.72	35	16	1	1	1	145	150	87	76	63	103
1990	Frederick	A	8	2	1.32	42	1	0	0	17	82	47	17	12	32	102
Pro Totals			14-10	3-49	77	17	1	1	18	227	197	104	88	95	205	

TAYLOR, Thomas Antonio (Tommy) (RHP)

KANE COUNTY

Height: 6-1 **Weight:** 180 **Bats:** R **Throws:** R **Signed by:** Jim Gilbert **Born:** July 16, '70, Charlottesville, VA **Resides:** Louisa, VA **Acquired:** Orioles 2nd pick in second round of June, '89 draft.

Notes: 1990: For Wausau (A), threw 7-inning 2-hit shutout (bb-3, so-3), May 15 (1), beating Appleton, 4-0...Struck out 7 in 6 innings of 7-2 win, June 1 vs Beloit...Fanned 8 in 7.2 innings, Aug 11 at Kenosha.

Personal: Played Little League and Babe Ruth League with Louisa (VA)...Graduated Louisa County (VA) HS in '89...Father, Francis, played baseball in the Washington Senators organization.

Year	Club	CLS	W	L	ERA	G	GS	CG	SHO	SV	IP	H	R	ER	BB	SO
1989	Bluefield	R	1	3	6.48	11	10	0	0	0	41.2	56	42	30	29	36
1990	Wausau	A	3	11	5.27	23	20	1	1	0	111	103	74	65	62	78
Pro Totals			4-14	5-60	34	30	1	1	0	152.2	159	116	95	91	114	

THOMAS, Duane Phillip (OF)

BLUEFIELD

Height: 6-0 **Weight:** 190 **Bats:** R **Throws:** R **Signed by:** Jim Gilbert **Born:** Aug 8, '71, Nash County, NC **Resides:** Rocky Mount, NC **Acquired:** Non-drafted free agent signed Aug 13, '90.

Notes: Signed for 1991.

Personal: Played Little League with Rocky Mount, Babe Ruth League with Sharpburg and American Legion with Rocky Mount Post 58...Graduated Rocky Mount (NC) HS in '90...Lettered in baseball and basketball...Plays the saxophone.

THOMAS, Michael Samuel (OF)

BLUEFIELD

Height: 6-3 **Weight:** 212 **Bats:** R **Throws:** R **Signed by:** Jim Gilbert **Born:** Dec 28, '71, Rockingham, NC **Resides:** Hamlet, NC **Acquired:** Orioles 3rd pick in June, '90 draft.

Notes: 1990: With Bluefield (Rookie), had 2 hits and 3 rbi in a game, Aug 9 at Bristol...Had 7-game hit streak, Aug 7-16 (23-8, .348, r-5, rbi-5).

Personal: Played Little League and Babe Ruth League baseball...Graduated Richmond (NC) HS in '90...Lettered in baseball, basketball and football...Heavily recruited by North Carolina football as a punter...Attends UNC.

Year	Club	CLS	AVG.	G	AB	R	H	2B	3B	HR	RBI	BB	SO	SB	CS	HP
1990	Bluefield	R	.203	24	69	9	14	2	0	0	9	8	12	4	1	0

TIPPITT, Bradley J. (RHP)

KANE COUNTY

Height: 6-1 **Weight:** 205 **Bats:** R **Throws:** R **Signed by:** Lane Decker **Born:** Dec 28, '67, Taylorville, IL **Resides:** Owaneco, IL **Acquired:** Non-drafted free agent signed July 1, '90.

Notes: 1990: At Bluefield (Rookie), was tied for the team lead with 3 saves and was one of 2 pitchers with a save and complete game...Was 2-1 with 2 saves and 1.04 era through 9 games (ip-26, er-3)...Averaged 2 walks and 11 strikeouts per 9 innings...Recorded 10 strikeouts in 8 innings (complete game), Aug 15 at Martinville...Racked up 10 strikeouts in 4.2 innings of hitless relief, July 31 at Huntington.

Personal: Played Little League and American Legion baseball with Taylorville (IL)...Graduated Taylorville HS in '86...Lettered in baseball and football...Attended Kaskaskia (IL) College and NW Missouri State University majoring in industrial technology with a drafting option.

Year	Club	CLS	W	L	ERA	G	GS	CG	SHO	SV	IP	H	R	ER	BB	SO
1990	Bluefield	R	3	3	3.65	15	2	1	0	3	49.1	40	23	20	11	61

TYLER, Brad William (IF)

KANE COUNTY

Height: 6-2 **Weight:** 175 **Bats:** L **Throws:** R **Signed by:** Mike Ledna **Born:** Mar 3, '69, Dearborn County, IN **Resides:** Aurora, IN **Acquired:** Orioles 6th pick in June, '90 draft.

Notes: 1990: With Wausau (A), Had 4 hits and 2 rbi in a game, July 17 vs Burlington...Had 6-game hit streak, Aug 8-13 (25-9, .360)...Scored runs in 5 consecutive games (total of 6 runs), July 3-7.

Personal: Played Little League and American Legion baseball...Graduated from South Dearborn (IN) HS in '87...Lettered in baseball,

BRAD TYLER (Cont)

basketball and tennis...Attended the University of Evansville.

Year Club CLS AVG. G AB R H 2B 3B HR RBI BB SO SB CS HP

UNREIN, Todd Jeffrey (LHP)

KANE COUNTY

Height: 6-0 Weight: 190 Bats: L Throws: L Signed by: Lamar North Born: Oct 27, '67, Denver, CO Resides: Hays, KS Acquired: Orioles 31st pick in June, '90 draft.

Notes: 1990: For Wausau (A), had 4 strikeouts in 3 innings, Aug 28 at Beloit...Between July 27-Aug 20, was 1-0 with 0.00 era in 12 games (ip-14.1, h-9, r-0, bb-2, so-11)...Was 0-1 with 5.40 era after 7 games (ip-8.1, er-5), but was 1-0 with 0.79 era in 16 games the rest of the way (ip-22.2, er-2), allowing both runs in the same game.

Personal: Played Little League, Babe Ruth League and American Legion baseball...Graduated from Hays (KS) HS in '86...Lettered in baseball and basketball...Attended SW Louisiana State University.

Year Club CLS W- L ERA G GS CG SHO SV IP H R ER BB SO

VALERA, Antonio (IF)

BLUEFIELD

Height: 6-0 Weight: 150 Bats: S Throws: R Signed by: Carlos Bernhardt Born: Mar 10, '73, Juan Baron, DR Resides: Juan Baron, DR Acquired: Non-drafted free agent signed July 21, '90.

Notes: Signed for 1991.

VOIGT, John (Jack) David (OF)

ROCHESTER

Height: 6-1 Weight: 175 Bats: R Throws: R Signed by: Ray Crone Born: May 17, '66, Sarasota, FL Resides: Venice, FL Acquired: Orioles 10th pick in June, '87 draft.

Notes: 1990: At Hagerstown (AA), started season with 12-game hitting streak (42-15, .357, rbi-13)...In April, batted .343 (g-20, 70-24, r-17, hr-6, rbi-20)...Had 4 rbi in a game, May 15 vs London...In series at Harrisburg, hit grand slam and had 5 rbi, Aug 2, then homered and had 4 rbi, Aug 5...1989: With Frederick (A), was 3rd in the Carolina League with 77 rbi and led all outfielders in fielding pct. (.990)...Hit a grand slam Aug 3 vs Prince William...1987: Led NY-Penn League with .320 batting average at Newark and led 3rd basemen in fielding pct. (.941) and double plays (16)...Finished 5th in home runs (11) and hit 2 grand slams vs Erie, June 19 and July 18. Named to NY-Penn All-Star team...Named Topps Player of the Month for August...Named NY-Penn League Player of the Year and Howe News Bureau's Star of Stars for overall statistical performance.

Personal: Played Little League and Babe Ruth League with Venice (FL)...Graduated from Venice (FL) HS in '84...Was on HS USA Team which played in Taiwan in '84...Attended Louisiana State University where he was teammate with Ben McDonald...Played in College World Series and was named to '87 All-CWS Team...In that tournament, he hit game-winning homer in 7th inning to beat Arkansas...Very superstitious.

Year Club CLS AVG. G AB R H 2B 3B HR RBI BB SO SB CS HP

WEARING, Melvin Hudson Jr (IF)

FREDERICK

Height: 6-3 Weight: 230 Bats: R Throws: R Signed by: Jim Gilbert Born: Apr 19, '67, New Haven, CT Resides: West Haven, CT Acquired: Orioles 25th pick in June, '89 draft.

Notes: 1990: For Wausau (A), tied for 2nd in the Midwest League with 18 home runs...Hit 2 home runs in a game twice, Apr 29 (2) vs Madison (3 rbi) and June 6 vs Beloit (2 rbi)...Had 3 hits in a game 5 times and 3 rbi in a game 4 times...1989: With Erie (A), finished 3rd in the NY-Penn League with 45 walks and tied for 3rd with 10 home runs.

Personal: Played Little League, Babe Ruth League and American Legion (Post 71) baseball with West Haven (CT)...Graduated from West Haven (CT) HS in '85...Lettered in baseball, basketball and football...Attended Norfolk (VA) State and lettered in baseball and football.

Year Club CLS AVG. G AB R H 2B 3B HR RBI BB SO SB CS HP

WETHERBY, Jeffrey Barrett (OF)

ROCHESTER

Height: 6-2 Weight: 200 Bats: L Throws: L Signed by: Atlanta Braves Born: Oct 18, '63, Grenada Hills, CA Resides: Glendale, CA Acquired: From Cleveland Indians organization (Colorado Springs) for if Marty Brown, Nov 20, '90.

Notes: 1990: Traded from Braves organization to Indians organization along with pitcher Miguel Sabino for infielder Tommy Hinzo, March 17...1989: Made major league debut, June 7 vs Los Angeles...Had rbi single in his 1st major league at bat and had hits in his 1st 3 at bats...Hit 1st ML home run as a pinch hitter, Sep 2 vs Chicago's Greg Maddux...Led Atlanta with 6 pinch-rbi...1987: With Greenville (AA), was 6th in the Southern League with .303 batting average and won 1st ever Hank Aaron Award (top Braves organization offensive player)...1986: Combined stats at Durham and Sumter were .298 average, 108 runs scored and 91 rbi.

Personal: Played Little League and American Legion baseball with Grenada Hills (CA)...Graduated from John F. Kennedy (CA) HS in '81...Won HS championship game pitched at Dodger Stadium in '81...Attended Pepperdine University, College of the Canyons (CA) and the University of Southern California...Hit 3 homers in a game for USC vs Loyola Marymount in '85...In off-season, attending Georgia State University and taking business administration classes...Was originally the Braves' 20th pick in the June, '85 draft.

Year Club CLS AVG. G AB R H 2B 3B HR RBI BB SO SB CS HP

WHEATCROFT, Robert David (RHP)

FREDERICK

Height: 6-2 Weight: 185 Bats: R Throws: R Signed by: Paul Fryer Born: July 28, '67, Van Nuys, CA Resides: Simi Valley, CA Acquired: Orioles 32nd pick in June, '89 draft.

Notes: 1990: With Wausau (A), recorded 12 strikeouts in 7.2 innings, Apr 26 vs Peoria, 9 strikeouts in 7-inning complete game, June 12 (1) at Rockland and 10 strikeouts in 6.2 innings, Aug 21 vs Madison...Led Midwest pitchers with 1.000 fielding average.

Personal: Played Little League with Van Nuys (CA) and Reseda (CA) and American Legion baseball with Reseda...Graduated Reseda (CA) HS in '85 but also attended Cleveland (CA) HS...Attended Cal State University-Northridge...Collects baseball cards as a hobby and is very superstitious.

Year Club CLS W- L ERA G GS CG SHO SV IP H R ER BB SO

WHEELER, Winston (RHP)

KANE COUNTY

Height: 6-0 Weight: 180 Bats: R Throws: R Signed by: Philadelphia Phillies Born: Feb 5, '68, Ft. Worth, TX Resides: Tampa, FL Acquired: Signed as a free agent Dec 6, '90.

Personal: Played Little League with Skyway (FL) and American Legion baseball with West Tampa Post 248...Graduated from Jefferson (FL) HS in '86...Attended University of South Florida...Played against Seattle's Tino Martinez in HS...Has superstition of not touching chalk

WINSTON WHEELER (Cont)

lines...Lists shark fishing as one of his hobbies.

Year	Club	CLS	W	L	ERA	G	GS	CG	SHO	SV	IP	H	R	ER	BB	SO
1990	Martinsville	R	1	3	4.11	21	0	0	0	0	46	48	27	21	18	54

WILEY, Michael Ray (LHP)

BLUEFIELD

Height: 6-0 **Weight:** 175 **Bats:** L **Throws:** L **Signed by:** Lane Decker
Born: Dec 28, '70, Morriston, AR **Resides:** Conway, AR **Acquired:** Orioles 41st pick in June, '90 draft.

Notes: 1990: For Bluefield (Rookie), fired a pair of complete-game shutouts, July 16 vs Huntington (ip-7, h-6, bb-0, so-7) and Aug 5 vs Martinsville (ip-5, h-2, bb-2, so-4)...Struck out 8 in 6.1 innings, July 31 at Huntington...From his 3rd game to the end of the season, he was 5-1 with a 2.95 era (g-9, ip-55, h-49, er-18, bb-8, so-46).

Personal: Played Little League, Babe Ruth League and American Legion baseball with Conway (AR)...Graduated from Conway (AR) HS in '89...Lettered in baseball and football...Attended Connors State (OK) College...Has superstition of wearing the same socks and shirt on days he pitches...Likes the number 24.

Year	Club	CLS	W	L	ERA	G	GS	CG	SHO	SV	IP	H	R	ER	BB	SO
1990	Bluefield	R	5	2	3.84	11	9	2	2	0	58.2	59	30	25	9	51

WILLIAMS, Jeffrey Jay (RHP)

FREDERICK

Height: 6-4 **Weight:** 230 **Bats:** R **Throws:** R **Signed by:** Lane Decker
Born: Apr 16, '69, Salina, KS **Resides:** Wichita, KS **Acquired:** Orioles 3rd pick in June, '90 draft.

Notes: 1990: With Bluefield (Rookie), won consecutive games June 29 at Bristol and July 2 vs Princeton...Allowed only 2 runs, both runs in same game...His 1st 7 appearances were scoreless...Was 2-0 with a save in his 1st 14 games with Frederick (A).

Personal: Graduated from Wichita North (KS) HS in '87...Lettered in baseball, basketball and football...Played football on same HS team with Heisman Trophy winner **Barry Sanders** (now with NFL Detroit Lions)...Attended Wichita State University, majoring in advertising...Played on team which won NCAA title in College World Series...Has superstition of not stepping on the chalk lines.

Year	Club	CLS	W	L	ERA	G	GS	CG	SHO	SV	IP	H	R	ER	BB	SO
1990	Bluefield	R	2	0	1.59	9	0	0	0	0	11.1	7	3	2	5	14
	Frederick	A	2	1	4.68	16	0	0	0	1	25	23	17	13	17	31
Pro Totals			4	1	3.72	25	0	0	0	1	36.1	30	20	15	22	45

WILLIAMS, Steven Russell (LHP)

ROCHESTER

Height: 6-1 **Weight:** 185 **Bats:** R **Throws:** L **Signed by:** Jack Sanford
Born: Nov 5, '69, Bunell, FL **Resides:** Crescent City, FL **Acquired:** Orioles 25th pick in June, '87 draft.

Notes: 1990: With Wausau (A), recorded 9 strikeouts in a game 3 times, Apr 9 (ip-7.1) vs Peoria, July 5 (ip-8) vs Waterloo and Aug 28 (ip-7) at Beloit...In relief, June 1 vs Beloit, faced 10 batters, retired them in order and fanned 4...**1988:** With Bluefield (Rookie), led all pitchers in Appalachian League pitchers in caught stealing percentage (.857)...Tossed a 3-hitter, Aug 28 vs Salem.

Personal: Played Little League with Pomona Park (FL) and American Legion baseball with Palatka (FL)...Graduated from Crescent City (FL) HS in '87.

Year	Club	CLS	W	L	ERA	G	GS	CG	SHO	SV	IP	H	R	ER	BB	SO
1987	Bluefield	R	1	1	2.70	6	2	0	0	0	16.2	20	7	5	4	13
1988	Bluefield	R	5	5	3.48	18	7	1	0	1	62	59	34	24	21	44
1989	Erie	A	3	4	5.90	19	6	1	1	0	61	91	59	40	10	47
1990	Wausau	A	7	9	4.25	26	19	0	0	1	133.1	143	77	63	48	106
Pro Totals			16	19	4.35	69	34	2	1	2	273	313	177	132	83	210

YAUGHN, Kip Edwin (RHP)

FREDERICK

Height: 6-0 **Weight:** 180 **Bats:** R **Throws:** R **Signed by:** Logan White
Born: July 20, '69, Walnut Creek, CA **Resides:** Concord, CA **Acquired:** Orioles 13th pick in June, '90 draft.

Notes: 1990: With Wausau (A) earned 1st pro win, July 6 vs Waterloo...Struck out 7 in 6 innings in his next start, also a win, July 12 at Cedar Rapids...Fanned 9 in 6.2 innings, Aug 7 at Rockland.

Personal: Played Little League and Babe Ruth League with Antioch (CA) and American Legion baseball with Clayton Valley (CA)...Graduated from Clayton Valley (CA) HS in '88 but also attended Antioch HS...Attended Arizona State University...Has superstitions of not stepping on chalk lines, and warming up the same everyday.

Year	Club	CLS	W	L	ERA	G	GS	CG	SHO	SV	IP	H	R	ER	BB	SO
1990	Wausau	A	2	4	5.29	10	10	0	0	0	51	46	32	30	29	47

ZAUN, Gregory Owen (C)

KANE COUNTY

Height: 5-10 **Weight:** 170 **Bats:** S **Throws:** R **Signed by:** Paul Fryer
Born: Apr 14, '71, Glendale, CA **Resides:** Glendale, CA **Acquired:** Orioles 17th pick in June, '89 draft.

Notes: 1990: At Wausau (A), homered and had 3 rbi, Apr 18 vs Peoria...With Bluefield (Rookie), had 4 hits and 3 rbi in a game, Aug 25 vs Elizabethton...Had 7-game hit streaks, July 6-16, (20-10, .500) and Aug 13-20 (25-12, .480)...Pitched one inning of a game, Aug 31 at Pulaski.

Personal: Graduated from St. Francis (CA) HS in '89...Nephew of former Orioles catcher, **Rick Dempsey**.

Year	Club	CLS	AVG.	G	AB	R	H	2B	3B	HR	RBI	BB	SO	SB	CS	HP
1990	Bluefield	R	.310	61	184	29	57	5	2	2	21	23	15	5	5	1
	Wausau	A	.130	37	100	3	13	0	1	1	7	7	17	0	0	1
Pro Totals			.246	98	284	32	70	5	3	3	28	30	32	5	5	2

NOTES

FAVORITE DAYTIME HUNTS

THE ORIOLE WAY

Among the current 26 major league general managers are 10 who have a link to the Orioles. **Frank Cashen** (Mets), **Harry Dalton** (Brewers), **Lou Gorman** (Red Sox), **John Schuerholz** (Braves), **Herk Robinson** (Royals), **Hank Peters** (Indians), **Jim Frey** (Cubs), **Joe Mcllvane** (Padres) and, of course, **Roland Hemond** have all worked for the Orioles in an administrative capacity.

Toronto gm **Pat Gillick's** Orioles background is a little different from the others. He pitched in the organization from '59 thru '63 including 3 seasons under Earl Weaver before retiring with a sore arm at the age of 26.

Other former Orioles prominent in the game include former Tiger gm **Bill LaJolie** who played 10 years in the O's farm system; **John Barr**, former O's scouting director who is now assistant gm at San Diego; and **Al Harazin**, a 7-year veteran of the Orioles' front office, now executive vice-president of the Mets.

FAVORITE NIGHTTIME HAUNTS

ORIOLES' MAJOR LEAGUE (PROFESSIONAL) DRAFT SELECTIONS, 1953 THRU 1989

1954 ... Chuck Diering, of (\$15,000)	1964 ... Byron Randolph, p (\$8,000)
Vinicio Garcia, if (\$7,500)	Ted Miller, p (\$8,000)
1955 ... Bob Boyd, 1b (\$10,000)	John Jeter, of (\$8,000)
1956 ... Tommy Patton, c (\$10,000)	1965 ... Moe Drabowsky, p (\$25,000)
1957 ... Bert Hamric, of (\$15,000)	Gene Brabender, p (\$25,000)
1960 ... Hank Foiles, c (\$25,000)	1966 ... Owen Johnson, c (\$25,000)
Dave Massarelli, c (\$12,000)	1967 ... Elrod Hendricks, c (\$25,000)
1961 ... Billy Short, p (\$25,000)	1968 ... Larry Miller, p (\$25,000)
Ozzie Virgil, c (\$25,000)	1969 ... Tom Shopay, of (\$25,000)
Steve Cosgrove, p (\$12,000)	1972 ... Mike Johnson, p (\$25,000)
1962 ... Dave May, of (\$12,000)	1976 ... Mike Dimmel, of (\$25,000)
Paul Blair, of (\$12,000)	1977 ... Andy Replogle, p (\$25,000)
Roger Sorenson, of (\$8,000)	1987 ... Jose Bautista, p (\$50,000)
1963 ... Lou Jackson, of (\$25,000)	1988 ... Mike (Texas) Smith, p (\$50,000)
Mike Fiore, 1b (\$8,000)	1989 ... Marty Brown, p (\$50,000)
Jim Jankow, p (\$8,000)	
Bill McMahon, p (\$8,000)	

The major league draft is held annually at baseball's winter meetings, and is followed with a separate selection by National Association clubs from class AAA to A levels. . . . Until 1958, major league clubs could draft players within a range between \$15,000 (for AAA players) and \$2,000 (for class D players). . . . In 1958 the price for big league drafts rose to \$25,000 and in 1985 it became \$50,000.

However, in 1959, a first-year player draft at the big league level was set up to discourage the payment of inordinately large bonus payments to free agents. The new rule provided that first-year players could be selected at the major league level (if not protected on a major league team's 40 man roster) for \$12,000. In 1961, an even lower draft price was set up for more recent first-year players. That figure was \$8,000.

That year, incidentally, the Baltimore organization set a record of sorts by being relieved of 19 eligible first year players (seven during the big league selections and 11 more during the minor league draft). In 1965, the first year player draft began to lose its significance and then disappeared in 1970.

BEST & WORST MONTHS IN ORIOLES HISTORY

MONTH	MOST WINS	MOST LOSSES	HIGHEST PCT.	LOWEST PCT.
April	16-7 ('69)	1-22 ('88)	.917, 11-1 ('66)	*.043, 1-22 ('88)
May	21-8 ('81)	10-19 ('55)	.724, 21-8 ('81)	.333, 9-18 ('54)
June	21-10 ('64)	5-23 ('87)	.757, 25-8 ('66)	.179, 5-23 ('87)
July	25-8 ('66)	9-21 ('54)	.714, 20-8 ('77)	.300, 9-21 ('54)
August	22-8 ('60)	10-21 ('55)	.733, 22-8 ('60, '70)	.219, 7-25 ('54)
Sept.-Oct.	22-12 ('68)	22-8 ('70)	.806, 25-6 ('74)	.226, 7-24 ('87)
	25-6 ('74)	8-24 ('86)		
		7-24 ('87)		

* Lowest in A.L. history

FAVORITE DAYTIME HAUNTS

ORIOLES A.L. PLAYER OF THE MONTH AWARDS

YEAR	PLAYER	MONTH	YEAR	PLAYER	MONTH
1975	Jim Palmer, p	Aug.	1981	Dennis Martinez, p	Sep.
1976	Reggie Jackson, of	Jul.		(tied with Larry Gura, K.C.)	
1978	Doug DeCinces, 3b	Jul.	1982	Eddie Murray, 1b	Apr.
1980	Steve Stone, p	Jun.		Tippy Martinez, p	July
	Tim Stoddard, p	Sep.		Jim Palmer, p	Aug.
	Eddie Murray, 1b	Sep.	1983	Scott McGregor, p	July
	(tied with Jim Rice, Bos.)			Cal Ripken, ss	Sep.
1981	Ken Singleton, of	Apr.	1984	Eddie Murray, 1b	May
	Eddie Murray, 1b	Sep.		Mike Boddicker, p	May
	(tied with Willie Wilson, K.C.)		1986	Don Aase, p	May
			1989	Jeff Ballard, p	Apr.

NOTE: In 1979 the American League started a Pitcher of the Month Award, in addition to the Player of the Month.

4 ORIOLES HAVE HOMERED 1ST TIME UP IN WORLD SERIES

Among the 21 players who have homered in their first lifetime World Series plate appearances are the following four Orioles:

Brooks Robinson ('66 vs Dodgers), **Don Buford** ('69 vs Mets), **Doug DeCinces** ('79 vs Pirates) and **Jim Dwyer** ('83 vs Phillies).

1991 BALTIMORE ORIOLES ROSTER

Manager		Coaches: Elrod Hendricks (44); Al Jackson (31); Tom McCraw (40); Curt Molton (47); Johnny Oates (26); Cal Ripken, Sr. (7)																	Public Relations—Rick Vaughn			
Frank Robinson (20)																			Traveling Secretary—Phil Itzoe			
No	PITCHERS	(17)	B/T	Ht	Wt	Birthdate	Birthplace	Residence	1990 Club	W-L	ERA	GS	CG	SV	IP	H	BB	SO	Service*			
29	Ballard, Jeff		RR	6-2	203	8-13-63	Billingus, MT	Cockeysville, MD	Baltimore	2-11	4.93	44	17	0	133.1	152	42	50	3,030			
48	Bautista, Jose		RR	6-2	207	7-25-64	Bani, DR	Cooper City, FL	Baltimore	1-0	4.05	22	0	0	26.2	28	7	15	2,015			
58	de la Rosa, Francisco		SR	5-11	185	3-3-66	La Roma, DR	La Roma, DR	Hagerstown	9-5	2.06	23	2	2	108.2	115	50	50				
53	DuBois, Brian		LL	5-10	194	4-18-67	Joliet, IL	Braidwood, IL	Rochester	0-5	5.00	2	0	0	131.0	97	51	105	0,000			
45	Hickey, Kevin		LL	6-1	201	2-25-66	Chicago, IL	Sparks, MD	Tolledo	3-5	5.09	12	1	0	88.1	70	22	34	0,146			
27	Johnson, Dave		RR	5-11	181	10-24-59	Baltimore, MD	Middle River, MD	Baltimore	1-3	5.13	37	0	0	89.2	67	26	47	4,135			
35	Linsley, Mike		LL	6-5	220	6-18-66	Baltimore, MD	Baltimore, MD	Hagerstown	13-9	4.10	30	29	3	180.0	196	43	68	1,083			
10	Martinez, David		RR	6-0	190	9-18-63	Austin, TX	Austin, TX	Hagerstown	7-1	1.47	8	7	0	55.0	40	14	40	0,000			
19	McDonald, Ben		RR	6-7	212	11-24-67	Baton Rouge, LA	Denham Springs, LA	Palm Springs	0-6	4.72	12	9	0	110.2	116	28	54	0,000			
52	Mesa, Jose		RR	6-3	219	5-22-66	Azua, DR	Azua, DR	Midland	6-6	5.17	34	0	0	95.1	95	30	74	0,000			
18	Milacki, Bob		RR	6-4	234	7-28-64	Trenton, NJ	Lake Havasu City, AZ	Hagerstown	8-5	2.43	21	15	3	118.2	88	35	65	1,013			
43	Mitchell, John		RR	6-2	189	8-11-65	Dickson, NJ	Nashville, TN	Rochester	1-2	2.42	4	4	0	46.0	21	12	23	0,062			
41	Myers, Chris		LL	6-2	187	4-14-69	Tampa, FL	Tampa, FL	Baltimore	5-0	1.57	8	7	3	46.0	39	9	15	2,020			
30	Olson, Gregg		RR	6-4	209	10-11-66	Omaha, NE	Reisterstown, MD	Hagerstown	6-6	4.64	24	17	0	114.1	133	48	43	0,000			
34	Robinson, Jeff		RR	6-6	235	12-14-61	Ventura, CA	San Diego, CA	Baltimore	6-5	2.42	64	0	0	37.4	11	57	31	74			
50	Telford, Anthony		RR	6-0	184	3-6-66	San Jose, CA	San Jose, CA	Detroit	10-9	5.96	27	1	0	145.0	141	88	76	4,000			
32	Williamson, Mark		RR	6-0	171	7-21-59	Corpus Christi, TX	San Diego, CA	Hagerstown	4-2	1.68	8	8	1	53.2	35	11	49	0,047			
No CATCHERS (3)			B/T	Ht	Wt	Birthdate	Birthplace	Residence	1990 Club	Avg	G	AB	R	H	2B	3B	HR	RBI	BB	SO	SB	Service*
23	Holles, Chris		RR	6-0	213	3-20-65	Bowling Green, OH	Wayne, OH	Rochester	.348	74	247	52	86	20	18	56	44	48	4	0	0,111
2	Melvin, Bob		RR	6-4	206	10-28-61	Palo Alto, CA	Germanatown, TN	Baltimore	.190	23	63	7	12	3	0	1	6	5	12	0	5,096
49	Rickett, Jeff		RR	6-2	200	12-1-65	Fresno, CA	Camarillo, CA	Rochester	.243	93	301	30	73	14	1	5	37	11	53	0	0,060

No	INFELDERS (10)	B/T	Ht	Wt	Birthdate	Birthplace	Residence	1990 Club	Avg	G	AB	R	H	2B	3B	HR	RBI	BB	SO	SB	Service*	
1	Bell, Juan	SR	5-11	170	3-29-68	SP de Macoris, DR	SP de Macoris, DR	Rochester	.285	82	328	59	93	12	5	6	35	96	59	16	0	0,047
37	Davis, Glenn	RR	6-3	200	3-28-61	Jacksonville, FL	Columbus, GA	Houston	.251	93	327	44	82	15	4	22	64	46	54	8	1	5,145
11	Gomez, Leo	RR	6-0	202	3-2-67	Canovanas, PR	Canovanas, PR	Columbus	.297	12	37	3	11	0	0	8	2	9	1	0	0	0,017
15	Horn, Sam	LL	6-5	250	11-2-63	Dallas, TX	Birmingham, AL	Baltimore	.277	131	430	97	119	26	4	26	97	86	89	2	0	2,097
36	Hulett, Tim	RR	6-0	197	1-12-60	Springfield, IL	Springfield, IL	Baltimore	.414	17	58	16	24	4	0	14	45	32	62	0	0	4,011
39	Milligan, Randy	RR	6-1	235	11-27-61	San Diego, CA	Catonoville, MD	Baltimore	.255	53	153	16	39	7	1	3	16	15	41	1	0	2,110
3	Ripken, Bill	RR	6-1	182	12-16-64	Havre de Grace, MD	Hunt Valley, MD	Baltimore	.291	129	406	48	118	28	1	20	60	88	68	6	0	5,086
8	Ripken, Cal	RR	6-4	225	8-24-60	Havre de Grace, MD	Reisterstown, MD	Baltimore	.250	161	600	78	150	28	4	21	84	82	66	3	0	9,057
21	Segui, David	SL	6-1	195	7-19-66	Kansas City, KS	Kansas City, KS	Rochester	.336	86	307	55	103	28	0	2	51	45	28	5	0	0,070
25	Worthington, Craig	RR	6-0	200	4-17-65	Los Angeles, CA	Anaheim, CA	Baltimore	.244	40	123	14	30	7	0	2	15	11	15	0	0	2,031
No OUTFELDERS (6)			B/T	Ht	Wt	Birthdate	Birthplace	Residence	1990 Club	Avg	G	AB	R	H	2B	3B	HR	RBI	BB	SO	SB	Service*
9	Anderson, Brady	LL	6-1	185	1-18-64	Silver Spring, MD	Poway, CA	Baltimore	.231	89	234	24	54	5	2	3	24	31	46	15	0	2,114
12	Devereaux, Mike	RR	6-0	193	4-10-63	Casper, WY	Owings Mills, MD	Hagerstown	.382	2	7	2	3	1	0	0	3	1	5	5	2	2,086
24	Evans, Dwight	RR	6-3	180	11-3-51	Santa Monica, CA	Lynnfield, MA	Baltimore	.240	108	367	48	88	18	1	12	49	28	48	10	3	18,022
38	McKnight, Jeff	SR	6-0	188	2-18-63	Conway, AR	Bee Branch, AR	Hagerstown	.250	4	20	4	5	3	0	0	3	0	1	2	1	0,078
51	Mercedes, Luis	RR	6-0	180	2-20-68	SP de Macoris, DR	SP de Macoris, DR	Hagerstown	.200	29	75	11	15	2	0	1	4	5	17	7	0	0,000
6	Orsulak, Joe	LL	6-1	203	5-31-62	Glen Ridge, NJ	Timonium, MD	Baltimore	.334	108	416	71	139	12	4	3	37	34	70	38	0	5,150

Additional Spring Training Coaches:
 Carlos Bernhardt (72); Greg Blagimi (69); Dick Bosman (70); Tom Brown (73); Don Buford (62); Deacon Jones (57); Ed Napoleon (65); Jerry Narron (68); Mike Pazik (71)
 Trainers: Richie Bancells; Jamie Reed
 Groundskeeper: Paul Zwaska
 Club Physicians: Dr. Sheldon Goldgeier; Dr. Charles Silberstein
 Clubhouse Managers: Jim Tyler (Home); Fred Tyler (Visitors)
 Batting Practice Pitcher: Bullpen Catcher: Sammy Snider
 *172 days constitutes a full season.

ORIOLES NON-NOSTER INVITEES TO 1991 SPRING TRAINING

No	Pitchers	B-T	Ht	Wt	Birthdate	Birthplace	Residence	1990 Club	W-L	ERA	G	GS	SV	IP	H	R	ER	BB	SO	Service*	
13	Boone, Daniel	L-L	5-8	139	1-14-54	Long Beach, CA	El Cajon, CA	Rochester	11-5	2.60	47	9	3	8	121.0	96	44	35	30	65	
46	Flanagan, Mike	L-L	6-0	195	12-16-51	Manchester, NH	Timonium, MD	Baltimore	0-0	2.79	4	1	0	0	9.2	12	3	3	3	2	
60	Frothirth, Todd	R-R	6-4	204	9-28-62	Milwaukee, WI	Milwaukee, WI	Toronto	2-2	5.31	5	5	0	0	20.1	28	14	12	8	5	
66	Kligus, Paul	L-L	6-1	185	2-2-62	Bowling Green, KY	Bowling Green, KY	Scranton-Wilkes Barre	9-7	3.04	67	0	0	21	83.0	77	34	28	32	56	
42	Mussina, Mike	R-R	6-2	185	12-8-68	Montoursville, PA	Montoursville, PA	Philadelphia	0-1	18.00	5	0	0	0	1.0	3	2	2	6	1	
22	Palmer, Jim	R-R	6-3	194	10-15-45	New York, NY	Montoursville, PA	Toronto	6-8	2.94	20	17	7	0	126.0	116	47	41	39	75	
74	Rhodes, Arthur	L-L	6-2	190	10-24-69	Waco, TX	Waco, TX	Rochester	0-0	6.06	11	0	0	0	16.1	19	11	7	7	2	
14	Smith, Roy	R-R	6-3	212	9-6-61	Mt. Vernon, NY	Mt. Vernon, NY	Did Not Pitch	3-0	1.49	7	7	2	0	42.1	34	10	7	7	40	
No	Position Players	B-T	Ht	Wt	Birthdate	Birthplace	Residence	1990 Club	Avg	G	AB	R	H	2B	3B	HR	RBI	BB	SO	SB	Service
67	Austin, Pat (if)	R-R	6-1	175	2-9-66	Columbus, OH	Chillicothe, OH	Louisville	.000	8	8	0	0	0	0	0	0	1	2	0	0.000
59	Chance, Tony (of)	R-R	6-1	191	10-26-64	Charleston, WV	Charleston, WV	Hagerstown	.307	97	375	53	115	10	6	0	34	31	31	22	0.000
63	Eberle, Mike (c)	R-R	6-2	200	6-3-65	Rapid City, SD	Rapid City, SD	Rochester	.269	130	454	55	122	17	4	14	75	41	115	14	0.000
56	Lofton, Rodney (if)	R-R	6-0	160	10-7-67	East St. Louis, IL	East St. Louis, IL	Hagerstown	.250	38	124	10	31	8	0	1	10	8	36	0	0.000
64	Martinez, Chito (of)	L-L	5-10	180	12-19-65	Belize, Central America	Melaine, LA	Rochester	.233	19	43	1	10	0	0	0	4	1	13	0	0.000
55	Robbins, Doug (c)	R-R	6-1	210	7-6-66	Pittsburgh, PA	Moraga, CA	Frederick	.556	2	9	1	5	1	0	0	2	0	1	2	0.000
17	Sheets, Larry (of)	L-L	6-3	215	12-6-59	Stuarton, VA	Cockeysville, MD	Hagerstown	.272	89	294	35	80	7	2	0	34	23	50	24	0.000
61	Turner, Shane (if)	L-R	5-10	190	1-8-63	Los Angeles, CA	Chino Hills, CA	Rochester	.143	14	28	3	4	0	0	0	0	2	7	1	0.000
28	Whitt, Ernie (c)	L-R	6-2	205	6-3-52	Detroit, MI	Mt. Clemens, MI	Hagerstown	.264	122	364	59	96	12	8	21	67	54	129	6	0.000

*172 days constitutes a full season.

Orioles Spring Training Notes (cont)

The Orioles will, however, play the Yankees at Miami's Joe Robbie Stadium on Saturday, Mar 30 and Sunday, Mar 31. The O's will also host the Boston Red Sox at RFK Stadium on Saturday, Apr 6 and Sunday, Apr 7.

The Orioles have played 7 games at Joe Robbie Stadium over the last 3 seasons and have drawn the 2 largest crowds ever to see a major league spring training game in Florida. The O's and the Yankees drew 26,417 on March 25, '89 and 24,597 saw the O's host the Mets last Apr 1.

Since they began playing at both sites in 1988, the Orioles have averaged 20,900 in the 7 games at Joe Robbie Stadium and 29,875 in 4 games at RFK Stadium.

This year's schedule calls for the Orioles to play 23 games against American League teams, most in club history.

1990 Spring Training Leaders: Hitting-Cal Ripken (.350, 40-14), Phil Bradley (.324, 34-11) and Stan Jefferson (.324, 34-11)...**Home Runs**-Marty Brown (2)...**RBI**-Bill Ripken and Marty Brown (5)...**Wins**-6 pitchers with one apiece...**ERA**-Jay Tibbs (0.82, ip-11, er-1).

Orioles Spring Training Records ('54 thru '90): Hitting-Don Lenhardt (.462, 52-24) in '54 and John Shelby (.444, 63-28) in '83...**Home Runs**-Tito Francona in '56, Frank Robinson in '66 and Don Baylor in '75 (8)...**RBI**-Tito Francona in '56 and Gus Triandos in '59 (25).

ORIOLES SPRING TRAINING RECORDS, 1954-1990

Year	Site	Home		Year	Site	Home	
		W-L*	Att Dates			W-L*	Att Dates
1954	Yuma	16-12	10,684 4	1973	Miami	13-11	47,003 13
1955	Daytona	11-15	14,697 7	1974	Miami	11-11	40,247 12
1956	Scottsdale	10-19	15,699 9	1975	Miami	18-9	41,623 13
1957	Scottsdale	14-19	15,568 9	1976	Miami	4-11	29,123 8
1958	Scottsdale	11-19	16,092 11	1977	Miami	14-10	51,918 11
1959	Miami	17-8	25,771 13	1978	Miami	13-11	57,812 12
1960	Miami	16-13	39,158 19	1979	Miami	10-15	44,310 12
1961	Miami	12-16	46,419 16	1980	Miami	7-14	30,321 9
1962	Miami	13-11	43,816 16	1981	Miami	12-13	42,282 10
1963	Miami	17-10	52,748 14	1982	Miami	14-12	29,683 13
1964	Miami	16-12	49,257 15	1983	Miami	15-11	34,883 15
1965	Miami	12-16	55,602 14	1984	Miami	15-12	34,973 11
1966	Miami	15-11	51,372 17	1985	Miami	14-14	55,559 15
1967	Miami	14-13	50,513 11	1986	Miami	14-15	50,592 13
1968	Miami	12-12	47,208 15	1987	Miami	13-15	54,749 16
1969	Miami	19-5	33,210 13	1988	Miami	9-19	44,567 10
1970	Miami	11-12	34,995 11	1989	Miami	14-15	81,049 15
1971	Miami	14-13	45,185 13	1990	Miami	6-9	75,872 7
1972	Miami	10-8	42,522 10	1991			

Baltimore's Other Ironman

Shortstop **Cal Ripken** may have the 2nd longest playing streak in major league history, but unbeknown to most, there is an even longer one in progress right here at Memorial Stadium.

That streak belongs to the Orioles' field attendant **Ernie Tyler** who has gone 2,489 games without missing a pitch from his stool situated just to the 3rd base side of home plate, just in front of the screen. Ernie's incredible string began on opening day (Apr 19) 1960 when the O's hosted and defeated the Washington Senators (those pesky Nats). Barring rain, Ernie will reach the 2,500 game mark on Wed, May 1 when the O's host the Mariners at 7:35..

Ernie, incidentally, is the father of **Jimmy** and **Freddie** Tyler, the two Orioles' equipment managers.

Coming From Behind

The biggest deficit the O's have ever overcome to win a game is 8 runs. They trailed the Carmines at Boston Sep 2, '56 by 0-8 after 2 1/2 innings, but came back to win 11-10 with a 3-run rally in the top of the 9th. The winner was Billy Loes and the winning run was produced by the late Bob Nieman.

The biggest lead they've blow (and lost the game) is also 8, the same year. They led the Indians 9-1 after 3 1/2 at Cleveland on June 27, '56, but lost 12-11 in 11 innings. The loser was Hal Brown.

The major league record for coming from behind is 12, on June 11, '11 by the Tigers who spotted the White Sox a 13-1 lead before storming back to win 16-15.

SPRING TRAINING DATA

Training Complexes

Twin Lakes Park, Feb 21-Mar 26

6700 Clark Rd., Sarasota, FL 34241—(813) 923-1996

Municipal Stadium, Pompano Beach, FL, Mar. 27-Apr 4

N.E. 18th Ave and 8th St, Pompano Beach, FL 33062

Headquarters Hotel

Holiday Inn, Sarasota South

1660 S. Tamiami Trail, Osprey, FL 34229—(813) 966-2121

Spring Training Road Accommodations

Mar 9, 19 & Mar 27 thru Apr 4: Ft. Lauderdale Marriott North,

6650 N. Andrews Avenue, Ft. Lauderdale, FL 33309

(305) 771-0440

First Workout Dates

Pitchers and Catchers-Fri, Feb 22

Full Squad-Wed, Feb 27


1991 ORIOLES SPRING TRAINING SCHEDULE

Date	R/TV	Day	Opponent	Place	Time
Mar 7	R	Thu	Chicago White Sox	Sarasota	1:35
8	R	Fri	Texas Rangers	Port Charlotte	1:30
9	R	Sat	New York Yankees	Ft. Lauderdale	1:05
10	R	Sun	New York Yankees	Ft. Lauderdale	1:05
11	HTS	Mon	Boston Red Sox	Bradenton	1:05
12		Tue	Texas Rangers	Sarasota	7:05
13		Wed	Boston Red Sox	Winter Haven	1:05
14		Thu	Chicago White Sox	Sarasota	7:05
15	R	Fri	Minnesota Twins	Ft. Myers	1:05
16	Ch2	Sat	Texas Rangers	Port Charlotte	1:30
17	R	Sun	Toronto Blue Jays	Dunedin	1:35
18		Mon	Open Date		
19		Tue	Detroit Tigers	Sarasota	1:35
			New York Yankees (ss)	Ft. Lauderdale	1:05
20	HTS	Wed	New York Mets	Port Saint Lucie	1:05
21	HTS	Thu	Toronto Blue Jays	Dunedin	1:35
22	R	Fri	Minnesota Twins	Sarasota	1:35
23	R/Ch2	Sat	Kansas City Royals	Baseball City	1:05
24	R	Sun	Chicago White Sox	Sarasota	1:35
25	HTS	Mon	Pittsburgh Pirates	Bradenton	1:05
26		Tue	Philadelphia Phillies	Clearwater	1:05
27		Wed	Los Angeles Dodgers	Vero Beach	1:35
28		Thu	Montreal Expos(ss)	West Palm Beach	1:05
			Montreal Expos	Pompano Beach	1:05
29	R	Fri	New York Yankees	Ft. Lauderdale	7:35
30	Ch2	Sat	New York Yankees	Robbie Stadium	7:35
31	R	Sun	New York Yankees	Robbie Stadium	1:35
April 1	HTS	Mon	Montreal Expos	West Palm Beach	1:05
2		Tue	Atlanta Braves	West Palm Beach	1:05
3		Wed	Montreal Expos	West Palm Beach	7:05
4	R/ESN	Thu	New York Yankees	Ft. Lauderdale	7:35
5		Fri	Open Date		
6	R	Sat	Boston Red Sox	RFK Stadium	1:35
7	R	Sun	Boston Red Sox	RFK Stadium	1:35

Home games in bold...ss=split squad...R=WBAL Radio
Ch2=WMAR-tv, WDCA-tv; HTS= Home Team Sports;
ESN= ESPN

SPRING TRAINING NOTES

Last May, the Orioles announced plans to move their 1991 spring training operations to the West Coast of Florida, enabling the club to utilize the extensive, modern practice facilities at Twin Lakes Park in Sarasota. In '89 and '90, the O's held workouts at Twin Lakes Park prior to playing the Grapefruit League home schedule in Miami. This will be the 1st spring since 1958 that the Orioles will not call Miami home.



**New
DOWNTOWN
BALLPARK**

Opens

**APRIL
1
1992**

Orioles 1991 Schedule

APRIL

SUN	MON	TUES	WED	THURS	FRI	SAT
	1	2	3	4	5	6
7	8 TV2 CHI	9	10 S HTS CHI	11	12 TV2 TEX	13 TV2 TEX
14 TV2 TEX	15 MIL	16	17 7:05 MIL	18 2:35 MIL	19 S HTS TEX	20 HTS TEX
21 HTS TEX	22 TV2 CHI	23 8:05 CHI	24 HTS CHI	25	26 G HTS MIL	27 HTS MIL
28 HTS MIL	29 B TV2 SEA	30 S HTS SEA				

MAY

SUN	MON	TUES	WED	THURS	FRI	SAT
			1 7:35 SEA	2 7:00 ROCH	3 10:35 CAL	4 TV2 CAL
5 TV2 CAL	6 10:35 CAL	7 10:05 OAK	8 3:15 OAK	9	10 TV2 SEA	11 TV2 SEA
12 TV2 SEA	13	14 HTS OAK	15 G S HTS OAK	16 B HTS OAK	17 TV2 CAL	18 HTS CAL
19 HTS CAL	20 TV2 DET	21 TV2 DET	22 HTS DET	23	24 HTS NY	25 HTS NY
26 HTS NY	27 B HTS CLE	28 S HTS CLE	29 S HTS CLE	30 TV2 BOS	31 TV2 BOS	

JUNE

SUN	MON	TUES	WED	THURS	FRI	SAT
						1 TV2 BOS
2 1:05 BOS	3 TV2 MIN	4 8:05 TV2 MIN	5 8:35 HTS MIN	6 B HTS TOR	7 HTS TOR	8 HTS TOR
9 ESN TOR	10	11 HTS KC	12 S HTS KC	13 B HTS KC	14 HTS TOR	15 HTS TOR
16 HTS TOR	17 B HTS MIN	18 G S HTS MIN	19 HTS MIN	20 TV2 KC	21 TV2 KC	22 TV2 KC
23 TV2 KC	24	25 TV2 CLE	26 HTS CLE	27 TV2 CLE	28 HTS BOS	29 HTS BOS
30 HTS BOS						

JULY

SUN	MON	TUES	WED	THURS	FRI	SAT
	1 B HTS DET	2 7:35 HTS DET	3 6:35 HTS DET	4 1:00 TV2 NY	5 7:30 TV2 NY	6 1:30 TV2 NY
7 HTS NY	8 ALL	9 STAR STOR	10 BREAK	11 TV2 OAK	12 10:05 TV2 OAK	13 TV2 OAK
14 CBS OAK	15 10:35 CAL	16 10:35 CAL	17 8:35 KC	18 8:35 TV2 KC	19 HTS SEA	20 S TV2 SEA
21 TV2 SEA	22	23 G S HTS CAL	24 S HTS CAL	25 B HTS CAL	26 HTS OAK	27 HTS OAK
28 HTS OAK	29 10:05 TV2 SEA	30 10:35 SEA	31 10:05 SEA			

AUGUST

SUN	MON	TUES	WED	THURS	FRI	SAT
				1	2 TV2 CHI	3 TV2 CHI
4 TV2 CHI	5 B HTS MIL	6 HTS MIL	7 S HTS MIL	8 G S HTS MIL	9 HTS CHI	10 HTS CHI
11 HTS CHI	12 B HTS CHI	13 S HTS TEX	14 S HTS TEX	15 B HTS TEX	16 TV2 MIL	17 TV2 MIL
18 TV2 MIL	19 8:35 TV2 TEX	20 8:35 TV2 TEX	21 8:35 TV2 TEX	22	23 HTS MIN	24 G CBS MIN
25 HTS MIN	26 B HTS TOR	27 S HTS TOR	28 S HTS TOR	29	30 HTS MIN	31 TV2 MIN

SEPTEMBER/OCTOBER

SUN	MON	TUES	WED	THURS	FRI	SAT
1 2:05 MIN	2 1:35 HTS TOR	3 TV2 TOR	4 7:35 HTS TOR	5	6 S HTS KC	7 HTS KC
8 HTS KC	9 B HTS NY	10 S HTS NY	11 HTS NY	12 B HTS CLE	13 HTS CLE	14 HTS CLE
15 G HTS CLE	16 TV2 BOS	17 7:35 TV2 BOS	18 6:05 HTS BOS	19	20 HTS CLE	21 7:35 HTS CLE
22 1:35 CLE	23 S HTS BOS	24 S HTS BOS	25 S HTS BOS	26	27 HTS DET	28 HTS DET
29 1:35 DET	30 7:35 DET	1 HTS NY	2 7:30 HTS NY	3 7:30 NY	4 HTS DET	5 HTS DET
6 TBA TV2 DET	7	8	9	10	11	12

All times are Eastern Times and subject to change

Home Road

TV2—WMAR TV (CH2) & O's TV Network.

HTS—Home Team Sports, Regional Pay Cable Sports Network.

ESN—ESPN (Entertainment & Sports Programming Network), National Cable.

CBS—Columbia Broadcasting System, National TV.

B—Bargain Night (lower/upper reserved grandstand and general admission \$3.75).

*—One of 8 Baltimore Sun Fantastic Fan Club dates (a \$38 Value for only \$13).

S—Student Discount Program (upper reserved seats for \$2.50).

G—Group Fund Raising Dates.

For Orioles ticket information, call (301) 338-1300

For other Orioles information, call (301) 243-9800