



1992 MEDIA GUIDE



ORIOLE PARK AT CAMDEN YARDS

333 WEST CAMDEN STREET
BALTIMORE, MD 21201

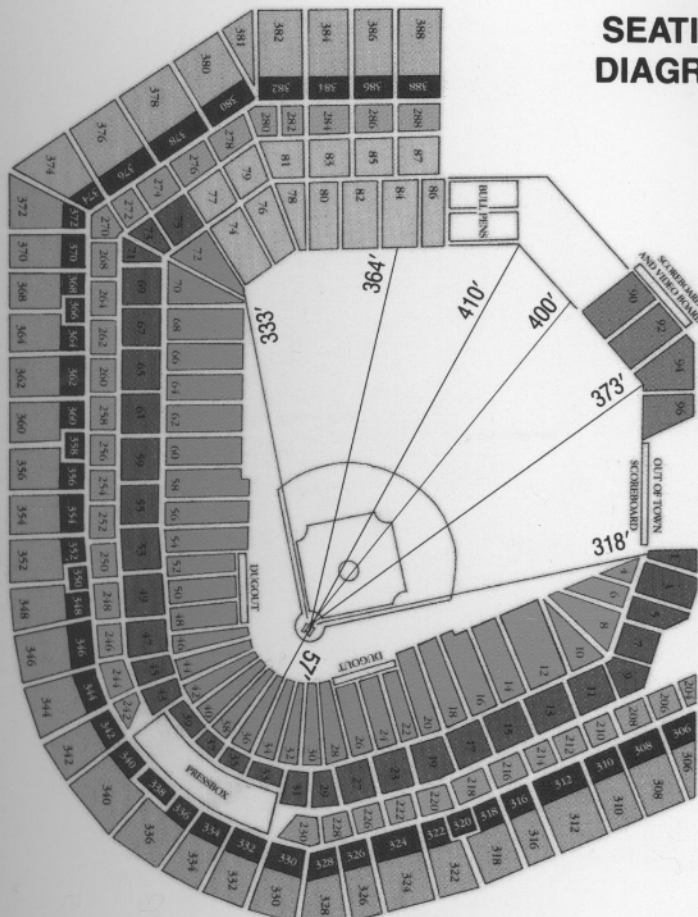
TELEPHONE: 410-685-9800

FAX NUMBERS:

Public Relations 410-547-6272

Baseball Operations 410-547-6271

SEATING DIAGRAM



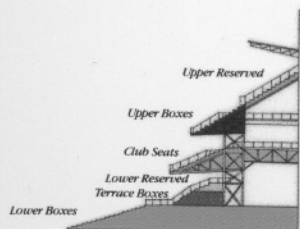
B
&
O
W
A
R
E
H
O
U
S
E

*A 460' drive down the rightfield line will hit the warehouse.

1992 TICKET PRICES

Club Seats	\$18.00
Lower Boxes	13.00
Terrace Boxes	12.00
Upper Boxes	10.00
Upper Reserved	8.00
Lower Reserved	8.00
General Admission, Adult	4.75
G.A. Children (12 & Under)	1.00
G.A. Senior Citizens	1.00
Student Tickets	2.00
Bleacher Seats	4.00
Equal Access Seating**	
Lower Box	13.00
Upper Box	10.00
Lower Reserved	8.00
Bleachers	4.00

**Selected dates only, subject to availability



DETAILED INDEX

ALCS, O's	109	Helmond, Roland	5	Long Games	46
All Star Games	107, 311	History, Orioles	113-118	Opponents vs O's	91-93
Announcers, R-TV	124-133	Home Runs		Records	44-46
Attendance, '54-'91	23-24	500 Homers	240	Stats, '91	63
Awards, Major Winners O's	55	Each Park by O's	94	Vs Opp., Lifetime	100-104
Awards, Player of Month	123	First Time Up	57	Presidential Visits	24
Babe Ruth Birthplace	93	Grand Slams	42-43	Radio-Television	123-133
Ballparks		Inside Park	34	RBI, 100/Year O's	36
Major League, by Age & Capacity	307	Long HR, Mem'l Stadium	20	Records Section	38-48
Memorial Stadium	30	Opponents Ldrs vs O's	197	Retired Numbers, O's	18
Oriole Park	25-30	Records, O's	41-43	Robinson, Brooks	130
BBWAA/Media	123	Thirty Homer Club	36	Robinson, Frank	18
Batting		Top 10 O's	35	Rosters	
Annual Leaders, O's	36	Ironman, Orioles Other	211	All-Time O's	49-54
Career Leaders, O's	35	How the '92 O's Came Together	306	'91, O's	308-309
Cycle, Hitting for	39	Jacobs, Eli	4	Rules of Interest	105
Designated Hitting	94	Japan, O's Trips to	215	Ruth's Cafe	30
Individual 91/Lifetime	95-99	Last Time It Happened	57	St Louis Browns	118
Opponents vs O's	87-90	Latest Finish	17	Save Rule	105
Position, Leaders by	37	Lucchino, Larry	4	Scouts, O's	10
Pinch Hitters	94	Magic Number	112	Spring Training	310-311
Records	38-43	Managers, O's W-L	59	Standings	
Stats, '90	63	Matchups	297	Major League '91	59
.300 Hitters	36	Media	123-133	O's, '54-'91	59
Vs Opponents	94-99	Memorial Stadium		Starts, Fast & Slow	306
Coming from Behind	229	Data/Diagram/History	30-32	Summary, '91 Season	64-68
Consecutive Game Streaks	216	Minimum Salary	228	Suspended Games	106
Day-by-Day	60-61	Minor Lge System	9-16	Television-Radio	124-133
"Designated Hitters"	122	Monthly Records	123, 125	Third Basemen,	
DHs, O's Lifetime Avgs	94	Most Valuable O's	55	since Brooks	101
Drafts, O's		Movies & The O's	126	Ticket Info	22-23
Major League, '54-'90	16	No-Hitters	46	Trade, O's Biggest	104
Re-Entry	16	Opening Day	100	Trainers/Strength Coach	134
Expansions	12	Opponents		Triple Plays, O's	106
Farm System	9-16	Batting, '91/Life	88-90	Twenty-Game Winners	45
Father-Son Combos	144	Pitchers/Big Winners & Losers	48	Twenty-Two Club, O's	40
Fielding		O's	48	Weaver, Earl	311
'91 Stats, O's	62	Pitching, '91, Life	91-93	Winning, O's	
Records, O's	46-47	Hitless vs O's	69-88	Best Long Stretch	48
Finish, Latest Game	17	Leaders vs O's, '91	88	18 Straight Season	147
First Game, O's	244	Oriole Advocates	122	Last 23, 32 & 38 Years	34
First Leadoff Man	205	Orioles Way	189	Two Wins, One Day	154
Front Office	2-8	Palmer, Jim	127-129	Won-Lost Records	
Gold Gloves	56	Pennants, 3 Straight	48	vs Each Opp., '54-'91	58
Hall of Fame, Baseball		Pinch-Hitting	94	By Year	59
& O's	120-121	Pitching, O's		Workout Sked, Pre-Game	99
Hatter Award, MVO	55	Actual Leaders	36	World Series, O's	110-112
		Career Leaders	35	World Series HR, 1st AB	112

ORIOLES '92 HOTEL HEADQUARTERS

BOSTON	Sheraton Boston	(617)	236-2000
CALIFORNIA	Doubletree	(714)	634-4500
CHICAGO	Westin Chicago	(312)	943-7200
CLEVELAND	Radisson Plaza	(216)	523-8000
DETROIT	Ritz-Carlton (Dearborn)	(313)	441-2000
KANSAS CITY	Adams Mark	(816)	737-0200
MILWAUKEE	Pfister Hotel & Tower	(414)	273-8222
MINNESOTA	Minneapolis Marriott	(612)	349-4000
NEW YORK	Loews New York	(212)	752-7000
OAKLAND	Oakland Airport Hilton	(510)	635-5000
SEATTLE	Crowne Plaza	(206)	464-1980
TEXAS	Sheraton CentrePark	(817)	261-8200
TORONTO	Harbour Castle Westin	(416)	869-1600

VISITING CLUBS' HOTELS IN BALTIMORE '92

BOSTON	Stouffer Harborplace	(410)	547-1200
CALIFORNIA	Marriott Inner Harbor	(410)	962-0202
CHICAGO	Stouffer Harborplace	(410)	547-1200
CLEVELAND	Stouffer Harborplace	(410)	547-1200
DETROIT	Stouffer Harborplace	(410)	547-1200
KANSAS CITY	Stouffer Harborplace	(410)	547-1200
MILWAUKEE	Stouffer Harborplace	(410)	547-1200
MINNESOTA	Marriott Inner Harbor	(410)	962-0202
NEW YORK	TBA	(410)	
OAKLAND	Stouffer Harborplace	(410)	547-1200
SEATTLE	Stouffer Harborplace	(410)	547-1200
TEXAS	Marriott Inner Harbor	(410)	962-0202
TORONTO	Stouffer Harborplace	(410)	547-1200

For Ticket Information, see pages 22-23

THE BALTIMORE ORIOLES ORGANIZATION

OFFICERS

Chairman of the Board	Eli S. Jacobs
President/Chief Executive Officer	Lawrence Lucchino
Executive Vice President/General Manager	Roland A. Hemond
Senior Vice President/Assistant to the Chairman	Thomas A. Daffron
Vice President/Business Affairs	Robert R. Aylward
Vice President/Marketing	Martin B. Conway
Vice President/Finance	Aric R. Holsinger
Vice President/Administrative Personnel	Calvin Hill
Vice President	Sven Erik Holmes
Vice President/Sales	Louis I. Michaelson
Vice President/Planning and Development	Janet Marie Smith
Secretary	Michael S. Shein
Treasurer	Robert A. Crisafulli Jr
General Counsel	Lon S. Babby

FRONT OFFICE

Traveling Secretary	Philip E. Itzoe
Director/Computer Services	James L. Kline
Assistant to Messrs Hemond/Robinson/Itzoe	Debbie Bent
Assistant to Mr Lucchino	Barbara Bianucci
Assistant to Mr Daffron	Laura M. Delaney
Assistant to Mr Aylward	L. Ann Lange
Assistant to Messrs Hill/Nigro	June Wiltshire
Assistant to Messrs Kline/Nickels	Marcy M. Zerhusen
Assistant to Messrs Michaelson/Dunbar	Linda J. Jones
Assistants to Ms. Smith	Sharon Gallagher, Evelyn Ehlers

Baseball Operations

Ass't General Manager/Player Personnel	R. Douglas Melvin
Assistant General Manager	Frank Robinson
Special Assistant to General Manager	Gordon F. Goldsberry
Special Assistant to General Manager	Fred Uhlman Sr
Director/Scouting	Gary Nickels
Director/Special Projects	Kenneth E. Nigro
Director/Research & Statistics	Eddie Epstein
Assistant Director/Scouting	Fred Uhlman Jr
Administrator/Minor League Operations	Andy Feffer
Assistant/Player Development & Scouting	Leland S. MacPhail IV
Assistant/Player Development	Debbie Dickman
Assistant/Scouting	Kathy Moriarty

Sales Department

Director/Sales Operations	Vince Dunbar
Ass't Director/Sales Operations	Matthew P. Dryer
Ass't Director/Sales Operations	Quay T. Rich
Sales Representative/Party Suite Coordinator	Lisa Miller
Sales Representative	Richard E. Simmons
Staff:	Ron Bumgarner, Jim DiCamillo, Charles McCarthy, Delores Stokes

Marketing/Promotions

Director/Marketing & Advertising	David B. Cope
Marketing Coordinator	Michael A. Fiorelli
Administrative Assistant	Kathryn V. Case

Public Affairs

Director/Public Affairs	Dr. Charles A. Steinberg
Public Relations Director	Richard L. Vaughn
Community Relations Director & Assistant Director/Public Affairs	Julia A. Wagner
Assistant Public Relations Director	Robert H. Miller
Assistant Community Relations Director	Stacey A. Beckwith
Assistant Community Relations Director	Jacqueline S. Patrick
Assistant to Director of Public Affairs	Amy E. Nelson
Publications Consultant	Robert W. Brown
Publishing Coordinator	Stephanie P. Kelly
Orioles Productions Video Producers/Editors	Richard W. Fairbend
	Peter J. Hock Jr & Vincent J. Steier
Administrative Assistants	Helen M. Conklin & Lisa A. Siliato
Intern	Keith Boeck and Chris Martin

Medical Staff

Club Physician	Sheldon Goldgeier, MD
Club Physician, Orthopedics	Charles E. Silberstein, MD
Club Dentist	Charles A. Steinberg, DDS
Head Trainer	Richard L. Bancells
Trainer	James M. Reed
Strength & Conditioning Coach	Allan D. Johnson

Ticket Office

Director/Ticket Operations	Joseph R. Keough
Ticket Manager	Audrey M. Brown
Assistant Ticket Office Manager	Denise C. Addicks
Ticket Office Advisor	Joseph B. Codd
Box Office Manager	Steve Kowalski
Assistant Box Office Manager	Baker Koppelman
Customer Service Manager	Cynthia S. Dumas
Group Ticket Liaison	Kathy Stephany
Processing Manager	M. Ethel January
Administrative Assistant	Ileen A. Wagner

Staff:	Donna Jackson	Lynn Pforr
Paul Addicks	Kandice Kepner	Sue Rowell
G. Sue Bennett	Joan Leatherwood	orraine Sapp
Julianne Bowers	Cindy McManus	Lee Schmidt
Rachel Breidenbaugh	Mike Murtha	Rain Sterling
Stephanie Crockett	Iris Neely	Jos. V. Vacek Jr
Lorraine Fisher	Joyce Noto	Chris Voxakis
		Joan Walsh

Stadium Operations

Director/Stadium Operations	Roy A. Sommerhof
Ass't Director/Stadium Operations	Scott Indorf
Private Suite Coordinator	Lucy Kelly
Head Groundskeeper	Paul C. Zwaska
Consultant/Stadium Operations	Charles A. Jasper
Equipment Manager (home)	James W. Tyler
Equipment Manager (visiting)	Frederick Tyler
Switchboard Receptionists	Christine S. Werzinsky, July L. Valentini
	Vanessa D. Sandler, Greta P. Smith, Edna M. Weihe
General Duties	Edward E. Ridgely
	F. Joseph Leilich, & Leroy Washington
Supervisor/Ushers	John A. Sansone
Supervisor/Ticket Takers & Guards	Edward R. Hohnacki
Supervisor/Ticket Sellers	Leo F. Harnen
Supervisor/Club Level Guards	C. Douglas Rosenberger
Fan Relations	James B. Carnaggio/Joseph A. Carnaggio
Supervisor/Fan Assistance Center	John Bowers

Accounting Department

Accounting Manager	Michael D. Hoppes, CPA
Accounting Advisor	Joseph P. Hamper Jr
Purchasing Agent	Debbie Felder
Accounting Staff:	

M. Christina Hoos, CPA	M. Pamela Nowicki	Myralynn Vazquez
Kaye C. Laker	Lisa Tolson	Kim Yancheski

Game Personnel

Public Address Announcer	Rex E. Barney
Press Box Supervisor	Vernon L. Joiner
Press Box Staff	David L. Shauck, Fred G. Trautman & Earl Sterlock
Press Box Security	George G. Desch, James Oliver
"The Bird" (Mascot)	Eric Rommal, Barry Gogel
"Ballgirls"	Graziella Bemini, Dana Sperl
"Baserunners"	Jenny Scott, Jen Yolken, Jeff Kreale, Erin Schwartz
Game Technicians:	Jennifer Berger, Eddie Charik, Doug Crane, Mino Dargakis, Sandy Gonzalez, Joe Hammann, Ray Harris & Kamran Sarshar

TWO ORIGINAL JOES

Two Orioles staffers joined the front office prior to opening day 1954, and have remained with the club through every one of its 38 seasons: Joe Hamper and Joe Codd. Hamper officially retired a year ago as vice president/finance, but continues to serve the ballclub in an advisory capacity, while Codd, 76, still comes to work regularly in the ticket office.

OWNERSHIP OF THE ORIOLES

On Dec 6, '88 **Agnes Neil Williams**, who succeeded her late husband, **Edward Bennett Williams**, as Orioles board chairman, announced that agreement had been reached to sell the Orioles for approximately \$70 million to a group of investors with three things in common: a love of baseball, an association with the Baltimore area, and degrees from Yale University Law School. The ownership group was approved unanimously by Major League Owners on April 18, '89, and the transaction was completed on June 26, '89.

The group of three was headed by **Eli Jacobs**, principal shareholder, and included Orioles' President **Larry Lucchino** and Maryland native **R. Sargent Shriver**.

ELI JACOBS



Mr. Jacobs, 54, the club's principal owner and chairman, was appointed to Major League Baseball's Executive Council soon after the acquisition of the club was approved.

Although he prefers to rely on management to run the club on his behalf, Mr. Jacobs has taken an active role in the design and planning of the Orioles new ballpark at Camden Yards.

Mr. Jacobs was born in Cambridge, Massachusetts, grew up in Newton, west of Boston, and was, of course, an ardent Red Sox fan. One of his biggest disappointments came as a nine-year-old when the

Cardinals defeated the Sox in the 7th game of the '46 World Series.

He is a graduate of Phillips Academy, Andover, and Yale College ('59) as well as Yale Law School ('64). As an undergraduate he served as the managing editor of the Yale Daily News.

LARRY LUCCHINO



Larry, 46, was appointed acting president of the Orioles by **Edward Bennett Williams** in May, 1988, then succeeded him as the club's chief executive following **Mr. Williams'** death on August 13, 1988.

Prior to becoming president, he had been vice-president/general counsel and a member of the board, beginning in 1979 when **Williams** purchased the ballclub.

During his 13 years as an Orioles officer, he has held wide-ranging responsibilities that have included: participating in player acquisitions and front office reorganization; developing and coordinating the company's marketing policy;

negotiating major business and player contracts; serving as the Orioles' principal representative in negotiations with the Maryland Stadium Authority regarding the new downtown ballpark; and representing the club at American League and major league meetings.

He has also served on Major League Baseball's Baseball Operations and Player Development Contract Negotiation Committees, as well as on the American League's Cable Television Committee.

He is a partner at **Williams & Connolly**, the firm founded by **Mr. Williams**, where he specialized in sports law and litigation. Larry was also secretary/general counsel and a member of the board of directors of the Washington Redskins from '78 thru '85.

Born and raised in Pittsburgh, PA, he was all-city in basketball and a second baseman on the city championship baseball team at Taylor Allderdice High School (Class of '63). He graduated with honors from Princeton University in '67, and was a '72 graduate of Yale University Law School.

While at Princeton, he was a varsity basketball letterman on two Ivy League championship teams coached by **Butch Van Breda Kolff**. As a sophomore, he was a teammate of U.S. Senator **Bill Bradley**, who led the team to the Final Four in the NCAA tournament.

In Larry's senior year, the Tigers were 25-3, the best record in Princeton basketball history. He has had the unique sports distinction of receiving a World Series ring (Orioles '83), a Super Bowl ring (Redskins '83), and an NCAA "Final Four" watch (Princeton '65).

R. SARGENT SHRIVER



Sargent Shriver, 76, is a native of Westminster, who now lives in Potomac on the Maryland side of the District Line.

He originated and directed the Peace Corps, from its inception in '61 during the administration of his brother-in-law, President John F. Kennedy, until '66.

Subsequently, he created the Office of Economic Opportunity (OEO) and originated government programs such as Head Start, Job Corps, VISTA Volunteers, Foster Grandparents and other government initiatives.

He served as ambassador to France from '68 to '70, and in '72 ran as the Democratic Party's nominee for vice-president. Today Sargent Shriver is chairman of the board of Special Olympics International.

SENIOR EXECUTIVES

ROLAND HEMOND



Roland, 62, begins his fourth season as executive vice president/general manager. Certainly one of the more active participants in baseball's trade market, Hemond has negotiated 125 trades involving 404 players during his baseball career. He concluded 17 trades in his first 17 months with the Orioles, and is now up to 30 (thru Feb '92) since he was named to succeed Hank Peters as Orioles vp/gm on Nov 10, '87.

He, club President **Larry Lucchino** and Assistant General Manager **Doug Melvin** were the principal architects of the Orioles 32 1/2 game improvement in '89,

the 3rd greatest jump in major league history.

That was an achievement with which he was already familiar. A three-time winner of Major League Baseball's Executive of the Year award ('72, '83, '89), he has now engineered three of the big league's best turnarounds since divisional play began in '69.

Hemond's '71 White Sox improved 23 games over the previous year and his '77 team climbed 26 games above the '76 White Sox.

Roland's career dates back some 41 years to 1951, when he joined the front office of the Eastern League's Hartford Chiefs following a 4-year tour of duty in the U.S. Coast Guard. At the end of that season he was promoted

to the parent Boston Braves, where he worked for the late **John Mullen**. In '53, Roland accompanied the Braves' franchise to Milwaukee.

In December, '60, former Braves Manager **Fred Haney** became the first California Angels' general manager, and less than a month later, Roland joined him as scouting and farm director.

On Sep 14, '70, he was appointed director of (major league) player personnel for the White Sox who were well on their way to a 56-106 final season record. At the same time, the Sox hired, at his urging, his former Angels' organization colleague, **Chuck Tanner**, as manager. At their first winter meeting, the 2 newcomers moved 16 players in the first 18 hours of the convention in Los Angeles.

In their first 2 full seasons, the **Hemond/Tanner** combine brought the Sox in third ('71) and second ('72). The Sox went 87-67 in '72, and Roland won his 1st executive of the year award.

He became a vice-president in July, '73, in the **John Allyn** administration, then worked with **Bill Veeck** from December, '75, when the latter bought the club, until January, '81. After **Jerry Reinsdorf** and **Eddie Einhorn** purchased the franchise from **Veeck**, they promoted him to executive vice-president for baseball operations.

Roland earned his second top executive trophy in '83 after his White Sox won the Western Division by a record 20 games (biggest winning margin in either league since the divisional system was adopted in '69).

He was replaced in October, '85, by **Ken Harrelson**, but remained with the Sox in a consulting capacity. Seven months later, in May '86, he joined the commissioner's office and remained there through two baseball seasons before joining the Orioles.

Roland was born in Central Falls, Rhode Island. His mother was French-Canadian and his father's family is of French descent. Last October he was inducted into the Central Falls Hall of Fame. As part of the ceremony, city officials honored him by naming the city's largest athletic complex, **Roland Hemond Park**.

He and his wife, the former **Margo Quinn**, were married on Nov 8, '58. They have 5 children: **Susan** (1/3/60), **Tere** (12/27/61), **Robert** (4/20/64), **Jay** (12/11/65), and **Ryan** (12/11/72). The Hemonds are truly a baseball family. **Margo's** father was **John Quinn**, a major league g.m. for 28 seasons.

In addition to **Margo**, **John Quinn's** children include: **Susan**, who worked for the Angels and was Roland's secretary for a number of years; **Bob**, the Cincinnati Reds' general manager; and **Jack**, president of the St. Louis Blues hockey team and former baseball general manager of the Hawaii Islanders and Vancouver Mounties of the Pacific Coast League.

Three of Roland's children, **Susan**, **Bob** and **Jay**, are also associated with professional baseball. Susan is an associate director for some ESPN baseball telecasts and also freelances on other major tv sports events. Bob worked for the Wichita Wranglers in the Texas League in '89 & '90, and Jay is currently with the Frederick Keys as director of special projects.

Roland Hemond's Orioles Trades (Nov 10, '87 to Feb 29, '92)

Feb. 29 '92...Rhp Alan Mills from Yankees for player(s) to be named later
Dec 11, '91...Rhp Storm Davis from Royals for c **Bob Melvin**
Jan 15, '91...Lhp **Rob Blumberg** from the Blue Jays for inf **Rene Gonzales**.
Jan 12, '91...Rhp **Jeff Robinson** from the Tigers for c **Mickey Tettleton**.
Jan 10, '91...1b **Glenn Davis** from the Astros for of **Steve Finley**, rhp **Pete Harnish** and rhp **Curt Schilling**.
Dec 14, '90...Lhp **Paul Kilgus** from the Blue Jays for rhp **Mickey Weston**.
Dec 4, '90...Rhp **David Martinez** and lhp **Mike Hook** from the Angels for of **Dave Gallagher**.
Jul 30, '90...1b-dh **Ron Kittle** from the White Sox for of **Phil Bradley**.
Aug 25, '90...Player to be named later from the Pirates for rhp **Jay Tibbs**...Deal was completed 9/6/90 when rhp **Dorn Taylor** came to the Orioles from the Pirates.
Jan 10, '90...Inf **Mike Brumley** from the Tigers for dh **Larry Sheets**.
Dec 5, '90...Rhp **John Mitchell** and of **Joaquin Contreras** from Mets for of **Keith Hughes** /rhp **Cesar Mejia**.
Jul 29, '89...Dh-3b **Keith Moreland** from the Tigers for lhp **Brian DuBois**.

Jul 19, '89...Of **Stan Jefferson** from the Yankees for rhp **John Habyan**.

Mar 31, '89...Rhp **Dave Johnson** and of **Victor Hiltz** from the Astros for c **Carl Nichols**.

Mar 24, '89...1b **Francisco Melendez** from the Giants for of **Ken Gerhart**.

Mar 11, '89...Of **Mike Devereaux** from the Dodgers for rhp **Mike Morgan**.

Jan 24, '89...C **Bob Melvin** from the Giants for c **Terry Kennedy**.

Dec 9, '88...Of **Phil Bradley** from the Phillies for rhp **Ken Howell** and lhp **Gordon Dillard**.

Dec 4, '88...Rhp **Ken Howell**, rhp **Brian Holton** and ss **Juan Bell** from the Dodgers for 1b **Eddie Murray**.

Nov 14, '88...Rhp **Mike (Mississippi) Smith** from the Expos for a player to be named later...Deal was completed 12/7/88 when rhp **Doug Kline** went to Expos.

Nov 9, '88...1b **Randy Milligan** from the Pirates for a player to be named later...Deal was completed 12/7/88 when rhp **Pete Blohm** went to Bucs.

Aug 31, '88...C **Chris Hoiles**, lhp **Robinson Garces** and rhp **Cesar Mejia** from the Tigers for of **Fred Lynn**.

Aug 29, '88...Rhp **Doug Kline** from the Twins for of **Jim Dwyer**.

Jul 30, '88...Of **Brady Anderson** and rhp **Curt Schilling** from the Red Sox for rhp **Mike Boddicker**.

Mar 30, '88...lf **Wade Rowdon** from the Cubs for ss **Nick Ramirez** and rhp **Tom Michno**.

Mar 21, '88...3b **Rick Schu**, of **Keith Hughes** and of **Jeff Stone** from the Phillies for of **Mike Young** and a player to be named later...Deal was completed 6/15/88 when of **Frank Bellino** went to Phillies.

Feb 26, '88...Lhp **Mark Thurmond** from Tigers for 3b **Ray Knight**.

Dec 16, '87...Rhp **Jay Tibbs** and rhp **Alfredo Cardwood** from Expos for rhp **John Hoover**, rhp **Rick Carriger** and rhp **Doug Cinnella**.

Dec 9, '87...Rhp **Mike Morgan** from Mariners for rhp **Ken Dixon**.

Dec 8, '87...Rhp **Doug Sisk** from Mets for rhp **Greg Talamantez** and lhp **Blaine Beatty**.

TOM DAFFRON



Tom was named senior vice-president/assistant to the chairman in January '90. He came to the Orioles after 16 years as chief-of-staff to U.S. Senator **William Cohen**, R-Maine.

Daffron's Capitol Hill career began in 1969 when he left his position as associate editor of the editorial page at the Wilmington (DE) *News-Journal* to accept a nine-month fellowship from the American Political Science Association. Following the fellowship, he spent three years on the staff of Senator **Charles Percy**, R-Illinois, before joining Cohen, then a member of the

House of Representatives, in 1973.

Tom, who earned degrees from Brown University and Columbia University's Graduate School of Journalism, has had a broad and varied work experience. In addition to his extensive background in federal government and two stints with the Wilmington *News-Journal*, he has been a reporter at the Miami *Herald*, has worked at the University of Chicago as associate director of public relations, and for a time was director of government and public relations for the International Paper Company in Maine. He was also a Peace Corps volunteer in Thailand.

A native of New York City, Tom and his wife, **Margot**, have three children: **Thomas**, **Susan**, and **Cynthia**.

THE ORIOLES WIVES

The Orioles' Wives are extremely active, as a group, supporting worthwhile causes in the community. Last year, alone, they:

(1) Helped raise \$48,000 for the Johns Hopkins Children's Center by organizing an Inner Harbor cruise, sponsored by The Sportsboosters of Maryland. As part of that program, the wives produced a quilt that was auctioned for \$7,000.

(2) Collaborated with WMAR-TV on the 5th Annual "Hits for the Homeless" Telethon that collected \$65,000 ('92 date for the telethon will be July 11), and (3) Spearheaded the 4th annual canned food drive at the ballpark that produced more than 7 tons of food for the Maryland Food Bank ('92 food drive will be weekend of June 19, exact date to be announced).

One of the wives' new activities for 1992 will be Auction and Autograph Day on Aug 6 (an off day) at Oriole Park to benefit the Johns Hopkins Children's Center.

ORIOLES OFFICERS

(Cont)



Robert R. Aylward
VP/Business Affairs



Martin B. Conway
VP/Marketing



Calvin Hill
VP/Admin. Personnel



Sven Erik Holmes
Vice President



Aric R. Holsinger
VP/Finance



Louis I. Michaelson
VP/Sales



Janet Marie Smith
VP/Planning & Development



Michael S. Shein
Secretary



Robert A. Crisafulli, Jr.
Treasurer



Lon S. Babby
General Counsel

ORIOLES PLAYER DEVELOPMENT PROGRAM FIELD PERSONNEL

Minor League Camp Coordinator: Len Johnston
Employee Assistance Program: Dr. Lem Burnham
Latin Liaison: Gus Gil
Minor League Hitting Coordinator/Managerial Consultant: Wally Moon
Minor League Infield Instructor: Rich Dauer
Minor League Baserunning/Outfield Instructor: Reid Nichols
Minor League Pitching Coordinator: Tom Brown
Minor League Medical Coordinator: Brian Ebel
Strength and Conditioning Coach: Tim Bishop (minor league)
Minor League Groundskeeper: Jaime Rodriguez

ORIOLES FARM SYSTEM- 1992

CLUB	LEAGUE/CLASS/STADIUM	OFFICIALS
Rochester Red Wings Silver Stadium 500 Norton Street Rochester, NY, 14621 (716) 467-3000	International AAA Silver Stadium	Joe Altobelli (GM) Jerry Narron (Mgr.) Steve Luebber (Pitch Coach) Mike Young (Coach) Jeff Wood (Trainer)
Hagerstown Suns P.O. Box 230 Hagerstown, MD 21740 (301) 791-6266	Eastern AA Municipal Stadium	Bob Miller (GM) Don Buford (Mgr.) Moe Drabowsky (Pitch Coach) Joe Durham (Coach) Kevin Harmon (Trainer)
Frederick Keys P.O. Box 3169 Frederick, MD 21701 (301) 662-0013	Carolina A Grove Stadium	Keith Lupton (GM) Bob Miskik (Mgr.) John O'Donoghue (Pitch Coach) Oneri Fleita (Coach) Mitch Bibb (Trainer)
Kane County Cougars 34 West 002 Cherry Lane Geneva, IL 60134 (708) 232-8811	Midwest A Kane County Stadium	Bill Larsen (GM) Joel Youngblood (Mgr.) Larry McCall (Pitch Coach) Rich Dauer (Coach) Pete Howell (Trainer)
Bluefield Orioles P.O. Box 356 Bluefield, WV 24701 (703) 326-1326	Appalachian Rookie Bowen Field	George McGonagle (Pres.) Mike O'Berry Pitching Coach (TBA) Coach (TBA) Frank Neville (Trainer)
Sarasota Orioles Twin Lakes Park 6700 Clark Rd. Sarasota, FL 34241 (813) 923-1996	Gulf Coast Rookie Twin Lakes Park	Phil Wellman (Mgr.) Chris Lein (Pitch Coach) Gus Gil (Coach) Trainer (TBA)

See page 11 for Farm Notes

ORIOLES FARM SYSTEM AWARDS

Named in honor of the former Orioles director of player development who died in May 1979, the Clyde Kluttz Memorial Award has been presented annually to the Baltimore organization player "who best exemplifies Clyde's integrity, desire, dedication and loyalty to the game of baseball and to the Baltimore Orioles."

Clyde had spent 41 years in baseball when he died at the age of 61.

Kluttz Memorial Award Winners

'79-Tom Eaton (2b)	'85-John Habyan (p)
'80-Cal Ripken Jr (3b)	'86-Eric Bell (p)
'81-Victor Rodriguez (2b)	'87-Leo Gomez (3b)
'82-John Shelby (of)	'88-Steve Finley (of)
'83-Mike Boddicker (p)	'89-David Segui (1b)
'84-Al Pardo (c)	'90-Leo Gomez (3b)

'91-Chito Martinez (of)

Jim Palmer Prize Winners

In '88, the award was re-structured so that both a position player and a pitcher would be chosen each year. The pitchers trophy was named (retroactively) in honor of the greatest pitcher in modern Orioles history, Hall of Famer Jim Palmer.

'88-Bob Milacki (rhp)	'90-Anthony Telford (rhp)
'89-Mike Linskey (lhp)	'91-Mike Mussina (rhp)

Note: Leo Gomez is the only 2-time winner of the Kluttz Award.

ORIOLES SCOUTING DIRECTORY

SCOUTING DIRECTOR

Gary Nickels
1112 Bay Hill Ave
Naperville, IL 60565

ASS'T SCOUTING DIRECTOR

Fred Uhlman Jr.
119 Castletown Rd #102
Timonium, MD 21093

REGIONAL SUPERVISORS

John Cox
(Western US)
302 Sonora
Redlands, CA 92374

Mike Ledna
(Midwestern US)
463 Bernard Dr
Buffalo Grove, IL 60089

John Stokoe
(Eastern US)
PO Box 121
Slingerlands, NY 12159

Manny Estrada
(International)
1200 Lithia Pinecrest
Brandon, FL 33511

FULL-TIME SCOUTS

Rick Arnold
(So California)
4448 Iroquois Ave
Lakewood, CA 90713

Jim Howard
(NY, PA, NJ)
30 Mapleridge Ave
Clifton Park, NY 12065

Harry Shelton
(No Florida) Apt. 318
1913 S. Kirkman Rd
Orlando, FL 32811

Ray Crone
(Texas)
508 NW Panorama
Waxahachie, TX 75165

Leo Labossiere
(New England/NYC)
4 Claremont
Lincoln, RI 02865

Ed Sprague
(No Calif./Nevada)
19015 N. Davis Rd
Lodi, CA 95242

Lane Decker
(OK, KS, MO, NE, SD, ND)
7206 Skyline Ct
Okla. City, OK 73162

Tim Luginbuhl
(OH, KY, TN, MI)
462 Shannon Circle
Batavia, OH 45103

Mike Tullier
(LA, AR, MS)
787 Fig St
New Orleans, LA 70125

Paul Fryer
(So California)
5305 Parkmor Rd #5
Calabasas, CA 91302

Miguel Machado
(S. Fla./Latin America)
8219 NW 192nd Terr
Miami, FL 33015

Logan White
(AZ, NM, CO, UT)
1717 S. Yale
Mesa, AZ 85204

Jim Gilbert
(MD, VA, NC, WV)
1912 Maplewood Dr
Hagerstown, MD 21740

Lamar North
(AL, GA, SC)
1307 So. Crest Rd
Rossville, GA 30741

Jerry Zimmerman
(WA, OR, ID, MT, WY)
13650 Fernridge Way
Milwaukie, OR 97222

Fred Petersen
(IL, IN, IA, WI, MN) #17
2525 Old Tavern Rd
Lisle, IL 60532

PART-TIME SCOUTS

Bob Bellison
9900 Sugarloaf Dr
Damascus, MD

Gonzalo Guerra
4639 W Pt Loma #4
San Diego, CA 92107

Tony Segzda
PO Box 111
Elco, PA 15434

Mike Brookhardt
4695 S Clarkson
Englewood, CO 80110

Gary Kendall
9026 Avenue B
Baltimore, MD 21219

Luis Silveira
9560 Carmelita
Atascadero, CA 93422

Eric Gluck
RR2, Box 752-A
White Pond Rd
Stormville, NY 12582

Harry Maurice
Stockton State College
Off. of Campus Activities
Pomona, NJ 08240

Ivan Vojvoda
2076 Longden Circle
Los Altos, CA 94022

Bill Olson
7088 Girard St
Omaha, NE 68152

ORIOLES DRAFT NOTES

The first player selected by the Orioles in the first free agent draft (June, '65) to make it to the Orioles was their 6th round pick — righthanded pitcher **Bill Dillman** out of Wake Forest.

The most dazzling one-two picks in O's history came out of the June draft in '61: #1-**Bobby Grich** and #2-**Don Baylor** ... June '73 was also a winner for the Birds. They picked **Eddie Murray** in round #3 and **Mike Flanagan** in round #7.

Among the O's first round picks in the last 5 years have been the following pitchers: **Chris Myers** ('87, now in Montreal organization)*, **Pete Harnisch** ('87)*, **Gregg Olson** ('88), **Ben McDonald** ('89) and **Mike Mussina** ('90).

*Note: the O's had 3 1st round picks in '87.

1991 FARM SYSTEM IN REVIEW

The Orioles organization has experienced continued improvement in the farm system in each of the past 3 seasons, moving from a .468 winning percentage in '89, and a ranking of 21st among major league organizations to .507 in '90 (12th) and .517 in '91 (10th).

The improvement is largely based on a restocked farm system which has produced major leaguers from No 1 picks in '88 (RHP **Gregg Olson**), '89 (RHP **Ben McDonald**) and '90 (RHP **Mike Mussina**).

Even with its top players already in the majors, the farm system compiled its best record (354-331) since '87 and had 3 teams compete in post-season play: Hagerstown (AA), Kane County (A) and Gulf Coast (Rookie).

The Gulf Coast Orioles captured the league title, Kane County won the 2nd half Midwest League championship, while Rochester, Hagerstown, and Bluefield each finished second.

Kane County displayed a bit of "Orioles Magic" by reversing a 26-40 1st-half record and 7th place finish to a 1st place, 2nd half log of 42-27, a 14½ game turn around.

ROCHESTER (AAA): The Red Wings (76-68) finished 2nd, 3½ games off the pace set by the Pawtucket Red Sox. The Red Wings, who used 52 players in '91, appeared out of the IL pennant chase in early August when they fell 9½ games behind the PawSox. A late surge closed the gap to 5½ games.

In IL team stats, Rochester was 2nd in fielding (.975) and the pitching staff was 1st in strikeouts (902). Rochester was a league-best 45-27 at home.

Luis Mercedes (.334) fell just short of winning a 3rd straight batting title in 3 years, but he was named the IL Rookie of the Year. Teammate **Mike Mussina** (10-4, 2.87) earned the IL Most Valuable Pitcher award and both were named to the season-ending IL All-Star team.

Chito Martinez clubbed 20 home runs before moving up to the Orioles July 5, and still finished 2nd, only 1 behind the league leader (Rick Lancelotti-Paw). He was named the O's organization Player of the Month (June) and Player of the Year (**Clyde Klutts** award). Mussina won the **Jim Palmer** Award as the system's top pitcher for '91.

Jeff Tackett threw out 49 of 94 would-be base stealers (52 percent).

HAGERSTOWN (AA): The Suns led the organization in wins (81) and had the Eastern League's best home record (48-22) but were beaten in the 1st round of the playoffs by Albany (Yankees), 3 games to 0. Hagerstown had a potent offense, leading the league in batting (.271), runs scored (704), hits (1284), walks (618), and on-base percentage (.357).

The pitching staff, led by **Arthur Rhodes** (7-4, 2.70), **Stacy Burdick** (11-4, 2.99), and **Pat Leinen** (10-6, 3.03), was 3rd in the league with a 3.28 era. Rhodes struck out 115 batters, 3rd best in the EL. **Rodney Lofton** led the O's organization (and the EL) with 56 stolen bases.

FREDERICK (A): The Keys, defending Carolina League champions, finished 4th in both halves of the season, yet had 7 players selected to the mid-season All-Star team.

Frederick pitchers led the CL in strikeouts (1050) as well as bases on balls (642). Keys batters were 2nd in hits (1189), doubles (195), and stolen bases (193).

Manny Alexander led the CL in hits (143), tied for 1st in runs (81) and was chosen the CL's most exciting player by Baseball America, in a survey of the league's managers. His .951 fielding percentage led all shortstops. **Baseball America** also selected him as the Orioles' top prospect among position players.

Damon Buford led his team in 8 offensive categories: total bases (199), doubles (25), RBI (54), sacrifices (7), walks (51), hit-by-pitches (10), strikeouts (92), and stolen bases (50).

KANE COUNTY (A): The Cougars accomplished an amazing turnaround, but were beaten in the opening round of the playoffs by 1st-half winner Madison (Oakland), 2 games to 0.

While the rest of the Orioles farm clubs enjoyed success at home, the Cougars posted a league-best 37-29 road record. No other team in the organization had a winning record on the road.

Kane County led the league in hits (1163) and was second in batting (.256). **Joe Borowski** (7-2, 2.56) had 13 saves and 76 strikeouts in 81 innings. **Dave Paveloff** (6-1, 3.59) added 8 saves and had an outstanding ratio of 16 walks to 54 strikeouts in 52.2 innings.

continued on page 33

ORIOLES FARM SYSTEM — 1991

Rochester (NY) Red Wings Class AAA, International League
 Final Record: W-76, L-68, Pct.-.528 (Eastern Division)
 Final Standing: 2nd Place, 3 1/2 G.B. Mgr: Greg Biagini

BATTER	AVG	G	AB	R	H	2B	3B	HR	RBI	BB	SO	SB	CS
Anderson, Brady*	.385	7	26	5	10	3	0	0	2	7	4	4	1
Chance, Tony	.251	111	355	61	89	14	3	14	55	41	98	4	4
Contreras, Joaq'n#	.000	3	6	0	0	0	0	0	0	2	3	0	1
Dickerson, Bobby	.333	2	6	0	2	1	0	0	0	0	1	0	0
DiStefano, Benny*	.267	124	427	52	114	23	2	18	83	41	52	5	2
Dunbar, Tommy*	.300	20	60	13	18	3	0	3	8	12	8	0	1
Eberle, Mike	.178	42	90	8	16	2	0	0	5	9	24	0	1
Gomez, Leo	.257	28	101	13	26	6	0	6	19	16	18	0	1
Gutierrez, Ricky	.306	49	157	23	48	5	3	0	15	24	27	4	1
Jeltz, Steve#	.189	64	206	25	39	5	3	1	24	39	32	5	8
Kingwood, Tyrone	.312	37	138	20	43	8	2	1	18	9	22	12	3
Lofton, Rod	.000	3	3	0	0	0	0	0	0	1	0	0	0
Martinez, Chito*	.322	60	211	42	68	8	1	20	50	26	69	2	2
McDowell, Oddibe*	.231	78	264	31	61	13	2	4	22	35	45	12	9
McKnight, Jeff#	.383	22	81	19	31	7	2	1	18	14	10	1	2
McLemore, Mark#	.281	57	228	32	64	11	4	1	28	27	29	12	3
Meadows, Mark	.329	74	249	45	82	16	1	5	42	41	38	3	2
Mercedes, Luis	.334	102	374	68	125	14	5	2	36	65	63	23	10
Segui, David#	.271	28	96	9	26	2	0	1	10	15	6	1	1
Shamburg, Ken	.150	13	40	4	6	1	0	0	3	5	10	0	0
Shields, Tommy	.289	116	412	69	119	18	3	6	52	32	73	16	8
Tackett, Jeff	.236	126	433	64	102	18	2	6	50	54	59	3	3
Turner, Shane*	.282	110	404	49	114	13	2	1	57	47	75	6	7
Voigt, Jack	.270	83	267	46	72	12	4	6	35	40	53	9	2
Wetherby, Jeffrey*	.143	25	70	2	10	2	0	1	5	10	17	1	2
Worthington, Craig	.298	19	57	10	17	4	0	2	9	6	8	0	0
TOTALS	.273	144	4766	710	1302	209	39	99	647	617	844	123	78

*-Position player: bats lefthanded; Pitcher: throws left; #-Switchhitter

PITCHER	W-L	ERA	G	GS	CG	SHO	SV	IP	H	R-ER	BB	SO
Ballard, Jeff*	3-3	4.41	7	7	3	0	0	51.0	63	27-25	10	19
Bautista, Jose	1-0	0.59	6	0	0	0	1	15.1	8	1-1	3	7
Chance, Tony	0-0	0.00	1	0	0	0	0	1.0	1	0-0	0	2
Codirol, Chris	0-0	13.50	7	0	0	0	0	8.0	20	13-12	6	5
de la Rosa, Fr.	4-1	2.67	38	4	0	0	3	84.1	71	28-25	33	81
Frohworth, Todd	1-3	3.65	20	0	0	0	0	24.2	17	12-10	5	15
Hernandez, Julio	0-0	10.50	2	1	0	0	0	6.0	10	7-7	3	3
Johnson, Dave	0-1	4.15	2	2	1	0	0	13.0	18	7-6	5	1
Jones, Stacy	4-4	3.38	33	1	0	0	8	50.2	53	22-19	20	47
Kilgus, Paul*	2-2	5.76	9	6	0	0	0	45.1	58	32-29	10	28
Lewis, Richie	1-0	2.81	2	2	0	0	0	16.0	13	5-5	7	18
Linskey, Mike*	1-5	7.24	10	9	0	0	0	41.0	67	34-33	17	25
Martinez, David	0-5	5.28	37	4	0	0	1	87.0	98	58-51	43	73
McDonald, Ben	0-1	7.71	2	2	0	0	0	7.0	10	7-6	5	1
McKeon, Joel*	0-0	9.00	3	0	0	0	0	2.0	2	2-2	2	4
Mesa, Jose	3-3	3.86	8	8	1	1	0	51.1	37	25-22	30	48
Miller, Dave	0-0	0.00	1	0	0	0	0	1.0	0	0-0	0	0
Mussina, Mike	10-4	2.87	19	19	3	1	0	122.1	108	42-39	31	107
Myers, Chris*	8-7	4.49	23	21	0	0	0	118.1	141	63-59	44	57
Peraza, Oswaldo	3-4	5.20	8	8	0	0	0	45.0	45	29-26	21	40
Poole, Jim	3-2	2.79	27	0	0	0	9	29.0	29	11-9	9	25
Price, Joe*	0-1	16.20	7	0	0	0	0	5.0	13	9-9	4	3
Robinson, Jeff	1-2	6.43	8	1	0	0	1	21.0	23	18-15	15	13
Sanchez, Israel*	6-2	3.42	24	12	4	1	2	94.2	94	43-36	33	74
Shields, Tommy	0-0	0.00	2	1	0	0	0	2.0	1	0-0	2	1
Smith, Roy	6-2	3.50	11	11	2	0	0	74.2	65	31-29	17	40
Telford, Anthony	12-9	3.95	27	25	3	0	0	157.1	166	82-69	48	115
Turner, Shane	0-0	0.00	1	0	0	0	0	1.0	0	0-0	1	0
Woodward, Rob	7-7	4.23	47	0	0	0	1	72.1	80	50-34	39	60
TOTALS	76-68	4.17	144	144	17	3	34	1247.1	1311	658-578	463	902

ORIOLES EXPANSION DRAFT LOSSES

December 1960 — Los Angeles Angels — Pitchers Dean Chance and Ron Moeller and infielder Don Ross, each for \$75,000. Outfielder Albie Pearson selected from Rochester roster for \$25,000. **Washington Senators** — Catcher Gene Green, infielder Billy Klaus and outfielders Chuck Hinton and Gene Woodling, each for \$75,000. Infielder Leo Burke selected from Rochester roster for \$25,000.

October 1968 — Kansas City Royals — Pitcher Roger Nelson (first player chosen in draft), pitchers Wally Bunker and Moe Drabowsky, and first baseman Mike Fiore, each for \$175,000. **Seattle Pilots** — Catcher Larry Haney and pitcher John Morris, each for \$175,000.

November 1976 — Toronto Blue Jays — Infielder Bob Bailor (first player selected by Toronto, second player chosen in draft, Ruppert Jones from K.C. — was first pick by Seattle), pitcher Mike Darr and pitcher Mike Willis, each for \$175,000. **Seattle Mariners** — Pitcher Dave Pagan and pitcher Bob Galasso, each for \$175,000.

Hagerstown (MD) Suns Class AA, Eastern League
 Final Record: W-81, L-59, Pct.-.579 Mgr: Jerry Narron
 Final Standing: 2nd Place, 6 G.B.

BATTER	Avg	G	AB	R	H	2B	3B	HR	RBI	BB	SO	SB	CS
Alexander, Manny	.333	3	9	3	3	1	0	0	2	1	3	0	0
Berthel, Dan	.161	11	31	0	5	1	0	0	2	4	2	0	0
Carey, Paul*	.252	114	373	63	94	29	1	12	65	68	109	5	4
Davis, Glenn	.250	7	24	4	6	1	0	1	3	1	2	0	0
Dickerson, Bobby	.238	90	302	34	72	12	4	1	36	9	44	2	0
Gilbert, Roy#	.225	76	204	23	46	5	5	0	19	11	22	14	2
Gutierrez, Ricky	.236	84	292	47	69	6	4	0	30	57	52	11	0
Hithe, Victor	.277	69	260	46	72	11	5	0	26	40	48	20	2
Holland, Tim	.248	133	501	58	124	21	2	8	73	35	142	6	5
Kingwood, Tyrone	.279	80	319	39	89	15	2	2	36	16	44	26	6
Lehman, Mike	.281	97	331	42	93	24	1	3	46	45	69	2	2
Lofton, Rodney	.284	118	437	78	124	6	5	1	33	48	74	56	10
Meadows, Scott	.300	33	120	18	36	7	1	1	11	34	22	1	4
Raley, Tim*	.244	80	234	39	57	9	3	3	31	30	56	2	0
Ripken, Bill	.600	1	5	1	3	0	0	0	0	0	0	1	0
Roth, Greg* (Ln)	.345	38	119	21	41	4	1	5	24	12	26	1	0
Shamburg, Ken	.275	116	426	59	117	36	2	10	82	69	61	3	2
Voigt, Jack	.244	29	90	15	22	3	0	0	6	15	19	6	0
Wearing, Melvin	.299	35	107	18	32	6	0	3	24	17	28	1	0
Yacopino, Ed#	.343	69	268	51	92	16	4	2	47	35	42	4	5
TOTALS:	.271	140	4738	704	1284	227	40	52	624	618	913	165	45

(Ln)-On loan from Chicago White Sox

PITCHER	W-L	ERA	G	GS	CG	SH	SV	IP	H	R-ER	BB	SO
Bumgarner, Jeff	3-6	4.54	17	11	0	0	0	73.1	84	44-37	35	45
Burdick, Stacey	11-4	2.99	26	21	0	0	0	135.2	99	67-45	100	102
Codirol, Chris	3-0	4.50	5	0	0	0	0	12.0	11	8-6	5	10
Constant, Andres	0-1	18.00	1	1	0	0	0	2.0	7	4-4	1	1
Culkar, Steve	0-0	0.00	3	0	0	0	0	5.0	1	0-0	1	2
Dickerson, Bobby	0-0	0.00	1	0	0	0	0	1.0	2	0-0	0	0
Hickey, Kevin*	0-1	1.83	15	0	0	0	3	19.2	15	6-4	6	20
Johnson, Dave	3-0	1.00	3	3	0	0	0	18.0	13	3-2	3	9
Jones, Stacy	0-1	1.78	12	0	0	0	1	30.1	24	6-6	15	26
Leinen, Pat*	10-6	3.03	23	21	2	0	0	148.2	143	63-50	33	63
Linskey, Mike*	6-5	4.46	16	16	1	0	0	107.0	128	62-53	37	71
McKeon, Joel*	3-2	4.19	33	0	0	0	0	62.1	72	36-29	27	34
Milacki, Bob	3-0	1.06	3	3	0	0	0	17.0	14	3-2	3	18
Miller, Dave	2-0	1.17	14	0	0	0	1	30.2	16	4-4	13	15
Moore, Daryl*	5-3	3.38	34	0	0	0	3	32.0	21	16-12	19	47
Oquist, Mike	10-9	4.06	27	26	1	0	0	166.1	168	82-75	62	136
Peraza, Oswaldo	6-7	3.98	19	16	1	0	0	106.1	97	58-47	60	97
Rhodes, Arthur*	7-4	2.70	19	19	2	2	0	106.2	73	37-32	47	115
Schullstrom, Erik	1-0	2.77	2	2	0	0	0	13.0	11	5-4	3	9
Stephan, Todd	5-5	2.12	53	1	0	0	14	89.0	68	27-21	41	67
Williams, Jeff	3-5	2.60	39	0	0	0	17	55.1	52	23-16	32	42
TOTALS	81-59	3.28	140	140	7	2	39	1231.1	1119	554-449	543	929

Frederick (MD) Keys Class A, Carolina League (Northern Division)
 Final Record: W-58, L-82, Pct.-.414 Mgr: Wally Moon
 Final Standing (2 Halves): 4th (26-44), 12 GB; 4th (32-38), 5 GB

BATTER	Avg	G	AB	R	H	2B	3B	HR	RBI	BB	SO	SB	CS
Alexander, Manny	.261	134	548	81	143	17	3	3	42	44	68	47	14
Alstead, Jason*	.260	77	177	33	46	2	1	0	12	30	39	15	5
Baker, George#	.204	20	49	6	10	1	0	0	2	4	5	1	0
Beasley, Tony	.248	124	387	50	96	11	10	1	34	27	75	29	8
Berlin, Randy	.233	84	227	22	53	4	0	2	29	19	37	4	3
Berthel, Dan	.213	41	122	13	26	3	0	4	11	13	22	1	1
Buford, Damon	.273	133	505	71	138	25	6	8	54	51	92	50	14
Cairo, Sergio	.314	90	299	38	94	20	2	3	40	47	39	4	6
Devares, Cesar	.251	74	235	25	59	13	2	3	29	14	28	2	2
Flowers, Doug*	.275	63	193	22	53	14	0	3	22	13	50	0	2
Gilbert, Roy	.281	38	146	18	41	10	0	0	19	9	13	13	3
Hedge, Pat	.191	90	235	20	45	5	1	4	24	28	76	5	5
Horowitz, Ed	.294	64	235	32	69	11	0	5	29	24	41	2	1
Kessinger, Keith#	.179	26	56	5	10	3	0	0	4	8	12	2	0
Lewis, T.R.	.208	49	159	18	33	7	2	0	7	19	25	1	0
Miller, Brent*	.257	37	148	21	38	8	0	10	31	6	16	0	1
Reynolds, Doug	.241	27	87	10	21	6	0	3	8	12	22	0	0
Ripken, Bill	.250	1	4	2	1	0	0	0	1	0	1	0	0
Smith, Mark	.250	38	148	20	37	5	1	4	29	9	24	1	3
Sprick, Scott*	.179	34	84	4	15	6	0	0	8	6	16	0	3
Tallman, Troy	.049	14	41	3	2	1	0	0	2	6	22	2	2

Frederick '91 — cont.

BATTER	Avg	G	AB	R	H	2B	3B	HR	RBI	BB	SO	SB	CS
Tyler, Brad*	.257	56	187	26	48	6	0	4	26	33	33	3	1
Wawruck, Jim*	.277	22	83	15	23	3	0	0	7	7	14	10	1
Wearing, Melvin	.263	94	335	46	88	14	3	11	53	54	73	1	1
Others	.000	2	2	0	0	0	0	0	0	0	1	0	1
TOTALS:	.253	140	4692	603	1189	195	31	68	523	483	844	193	3

PITCHER	W-L	ERA	G	GS	CG	SH	SV	IP	H	R-ER	BB	SO	CS
Anderson, Matt*	0-1	6.75	1	1	0	0	0	5.1	7	5-4	6	1	1
Beasley, Tony	0-0	4.50	3	0	0	0	0	2.0	2	1-1	0	1	1
Berlin, Randy	0-0	0.00	1	0	0	0	0	1.0	1	0-0	1	1	1
Blumberg, Rob*	7-2	2.25	13	12	0	0	0	76.0	65	26-19	52	8	1
Carper, Mark	3-8	4.31	26	9	1	0	0	87.2	92	59-42	51	4	1
Constant, Andres	3-5	5.03	8	8	0	0	0	39.1	47	26-22	10	2	1
Culcar, Steve	0-0	4.50	6	0	0	0	0	12.0	13	6-6	3	1	1
Hale, Shane*	0-6	3.42	16	9	0	0	1	71.0	61	45-27	34	7	1
Hays, Greg	2-3	3.58	30	0	0	0	1	32.2	41	22-13	22	2	1
Hebb, Mike	0-0	2.25	3	0	0	0	0	8.0	7	2-2	8	1	1
Hook, Mike*	0-3	5.77	37	0	0	0	1	53.0	44	41-34	54	8	1
Kerr, Zack	2-3	5.04	8	3	0	0	1	25.0	30	21-14	15	1	1
Leinen, Pat*	0-0	0.00	1	0	0	0	0	3.0	0	0-0	0	0	0
Miller, Dave	1-0	3.00	9	0	0	0	0	18.0	21	11-6	10	1	1
Moore, Daryl*	1-1	1.32	22	1	0	0	5	47.2	28	8-7	15	1	1
O'Donoghue, John*	7-8	2.90	22	21	2	1	0	133.2	131	55-43	50	12	1
Paveloff, Dave	0-0	2.84	5	0	0	0	0	6.1	7	2-2	2	1	1
Pennington, Brad*	1-4	3.92	36	0	0	0	13	43.2	32	23-19	44	5	1
Plaster, David	0-3	11.00	4	2	0	0	0	9.0	13	14-11	8	1	1
Ricci, Chuck	12-14	3.11	30	29	2	0	0	173.2	148	91-60	84	14	1
Riddle, David	2-4	4.21	52	1	0	0	5	98.1	101	53-46	44	8	1
Schullstrom, Erik	5-6	3.03	19	17	1	1	0	85.2	70	32-29	45	7	1
Williams, Jeff	1-2	2.70	12	0	0	0	6	16.2	17	6-5	6	2	1
Williams, Steve*	0-1	9.00	1	0	0	0	0	2.0	2	2-2	2	1	1
Yaughn, Kip	11-8	3.94	27	27	1	0	0	162.0	168	88-71	76	15	1
TOTALS	58-82	3.60	140	140	7	2	33	1212.2	1148	639-485	642	105	1

Kane County (IL) Cougars Class A, Midwest League (Northern Division)

Final Record: 68-67, .504

Mgr: Bob Miscik

Final Standing (2 Halves): 7th (26-40), 12 GB; 1st (42-27), 3 GA

BATTER	Avg	G	AB	R	H	2B	3B	HR	RBI	BB	SO	SB	CS
Audley, Jim	.260	70	289	50	75	3	5	2	27	32	53	4	1
Byrne, Clayton	.212	26	104	14	22	6	0	0	3	2	26	2	1
Coss, Mike	.182	3	11	1	2	0	0	0	0	1	3	0	0
Davis, Allen	.203	26	69	7	14	6	0	0	11	3	25	0	1
DilMarco, Steve*	.252	37	107	10	27	5	0	0	13	9	21	1	1
Flowers, Doug*	.333	18	57	3	19	1	0	1	8	3	14	0	1
Garcia, Manuel	.269	67	197	24	53	11	2	3	29	9	55	0	1
Godin, Steve	.269	93	346	48	93	12	2	6	38	23	66	10	1
Hicks, Aman*	.238	49	164	25	39	6	0	1	7	16	28	8	1
Hrabar, Shaun*	.161	68	180	12	29	6	1	0	14	13	32	2	1
McClain, Scott	.222	25	81	9	18	0	0	0	4	17	25	1	1
McConathy, Doug*	.246	35	122	16	30	7	0	0	17	16	18	0	1
Millares, Jose	.271	114	425	57	115	28	5	71	20	71	3	4	1
Miller, Brent*	.286	87	308	36	88	21	3	9	50	12	33	3	1
Ortiz, Basilio	.270	57	215	34	58	8	1	0	27	17	38	2	1
Paredes, German	.171	21	70	5	12	0	0	0	5	1	13	0	1
Ramirez, Dan	.264	120	402	59	106	19	2	0	40	34	66	9	1
Reynolds, Doug	.228	59	189	25	43	13	0	3	18	36	48	2	1
Roso, Jimmy	.307	58	189	23	58	13	1	0	30	24	42	1	1
Schmidt, Keith*	.193	64	202	22	39	6	3	3	15	18	84	5	1
Seitzer, Brad	.279	58	197	34	55	11	1	2	28	36	36	1	1
Tallman, Troy	.125	6	16	2	2	1	0	0	1	4	4	0	1
Tyler, Brad*	.271	60	199	35	54	10	3	3	29	44	25	5	1
Zaun, Greg#	.274	113	409	67	112	17	5	4	51	50	41	4	1
TOTALS:	.256	136	4548	618	1163	210	31	42	536	440	867	63	5

PITCHER	W-L	ERA	G	GS	CG	SH	SV	IP	H	R-ER	BB	SO	CS
Anderson, Matt*	13-8	3.03	26	26	5	2	0	169.1	135	65-57	62	16	1
Blumberg, Rob*	3-4	3.90	14	14	0	0	0	80.2	68	40-35	46	7	1
Borowski, Joe	7-2	2.56	49	0	0	0	13	81.0	60	26-23	43	7	1
Chatterton, Chris	2-0	5.23	10	0	0	0	0	10.1	13	9-6	5	1	1
Chouinard, Bobby	2-4	4.64	6	6	1	0	0	33.0	45	24-17	5	1	1
Dedrick, James	4-5	2.95	16	15	0	0	0	88.1	84	38-29	38	7	1
Eshelman, Vaughn*	5-3	2.32	11	11	2	1	0	77.2	57	23-20	35	9	1
Farrar, Terry*	6-3	3.70	12	11	0	0	0	65.2	73	33-27	28	3	1
Garcia, Manuel	0-0	0.00	1	0	0	0	0	1.0	1	1-0	1	0	0
Hebb, Mike	3-3	5.15	26	6	0	0	0	73.1	87	50-42	42	5	1
Martin, Tom*	4-10	3.64	38	10	0	0	6	99.0	92	50-40	56	10	1
Millares, Jose	0-0	0.00	1	0	0	0	0	0.2	0	0-0	2	0	0

PITCHER	W-L	ERA	G	GS	CG	SH	SV	IP	H	R-ER	BB	SO	CS
Paveloff, Dave	6-1	3.59	35	0	0	0	8	52.2	50	22-21	16	54	1
Pennington, Brad*	0-2	5.87	23	0	0	0	4	23.0	16	17-15	25	43	1
Ryan, Kevin	0-0	0.96	1	1	0	0	0	9.1	6	1-1	2	8	1
Taylor, Tom	4-11	5.23	26	14	1	0	0	96.1	110	70-56	54	59	1
Tippitt, Brad	4-6	3.35	18	12	0	0	1	91.1	88	46-34	22	61	1
Unrein, Todd*	0-1	3.40	30	1	0	0	1	50.1	51	24-19	15	44	1
Wiley, Mike*	5-4	2.43	23	9	0	0	0	85.1	71	26-23	41	59	1
Others	0-0	0.00	2	0	0	0	0	1.2	1	1-0	3	0	0
TOTALS:	68-67	3.52	136	136	9	3	33	1188.1	1107	565-465	538	1014	1

Bluefield (WV) Orioles Rookie, Appalachian League

Final Record: 36-31, .537 Mgr: Gus Gil

Final Standing: 2nd, 4 GB

BATTER	Avg	G	AB	R	H	2B	3B	HR	RBI	BB	SO	SB	CS
Adams, Derek	.287	34	115	13	33	5	0	0	9	4	21	4	5
Alexander, Eric	.275	51	153	30	42	4	1	3	24	41	37	5	8
Byrne, Clayton	.321	54	221	39	71	9	4	3	25	18	38	8	17
Coleman, Glenn	.200	48	150	25	30	7	0	2	12	18	55	8	3
Coss, Mike	.191	59	209	24	40	6	1	0	17	22	41	8	5
Gilbert, Don*	.272	34	114	21	31	7	1	2	17	26	29	3	4
Graham, Gordon*	.144	38	104	10	15	6	0	3	10	6	41	0	2
Grejtak, Bryan	.257	46	148	26	38	7	1	7	20	28	44	4	2
Gresham, Kris	.239	34	117	16	28	5	2	0	16	5	19	6	4
McClain, Scott	.264	41	148	16	39	5	0	0	24	15	39	5	3
McConathy, Doug*	.402	27	92	17	37	10	2	2	18	13	14	2	4
Ortiz, Basilio	.302	12	53	4	16	2	1	1	7	2	6	1	0
Ruiz, Estuar#	.257	47	175	29	45	4	0	0	11	4	28	11	6
Schmidt, Keith*	.233	52	172	26	40	11	1	4	17	16	50	2	4
Seitzer, Brad	.289	12	45	5	13	2	0	3	5	5	10	1	1
Thomas, Mike	.224	41	147	20	33	8	0	4	26	12	35	7	0
Waszgis, Robert	.229	12	35	8	8	1	0	3	8	5	11	3	0
TOTALS:	.254	67	2198	329	559	99	14	37	266	240	518	78	68

PITCHER	W-L	ERA	G	GS	CG	SH	SV	IP	H	R-ER	BB	SO
Benge, Brett	4-1	3.18	23	0	0	0	5	39.2	38	18-14	16	46
Chouinard, Bob	5-1	3.48	6	6	0	0	0	33.2	44	19-13	11	31
Eshelman, Vaughn*	1-0	0.64	3	3	0	0	0	14.0	10	4-1	9	15
Farrar, Terry*	1-1	4.15	3	3	0	0	0	13.0	11	9-6	6	17
Firsich, Steve	2-3	5.16	11	4	0	0	0	29.2	28	21-17	20	25
Gould, Frank*	3-6	4.14	12	11	1	0	0	67.1	71	37-31	19	58
Krivda, Rick*	7-1	1.88	15	8	0	0	1	67.0	48	20-14	24	79
Lemp, Chris	0-1	2.06	25	0	0	0	12	39.1	22	14-9	24	43
Mercedes, Juan*	2-6	3.98	16	8	0	0	1	52.0	45	28-23	28	60
O'Connell, Shawn	1-5	3.73	19	0	0	0	1	41.0	47	25-17	16	37
Plaster, Allen	4-1	2.44	10	9	1	1	0	51.2	39	24-14	23	53
Ryan, Kevin	5-4	2.59	14	11	0	0	1	76.1	71	26-22	24	71
Sanders, Matt	1-1	3.21	17	4	0	0	1	56.0	42	27-20	27	52
TOTALS:	36-31	3.12	67	67	2	1	22	580.2	516	272-201	247	587

Sarasota '91 — cont.

PITCHER	W-L	ERA	G	GS	CG	SH	SV	IP	H	R-ER	BB
Arias, Jose	2-2	3.79	18	0	0	0	1	19.0	18	10-8	8
Benitez, Armando	3-2	2.72	14	3	0	0	0	36.1	35	16-11	11
Chatterton, Chris	5-1	1.85	12	1	0	0	2	34.0	25	11-7	12
Conner, Scott	1-4	5.36	12	7	0	0	1	48.2	49	33-29	19
Cresencio, Arturo	1-1	4.32	7	0	0	0	1	8.1	6	8-4	6
DuBois, Brian*	0-0	0.00	1	1	0	0	0	0.0	0	0-0	0
Forney, Rich	7-0	2.19	12	10	2	1	0	65.2	48	21-16	10
Fregoso, Dan	2-4	4.22	12	10	0	0	0	53.1	43	29-25	33
Haynes, Jimmy	3-2	1.60	14	8	1	0	2	62.0	44	27-11	21
Jarvis, Matt*	3-1	4.34	11	5	0	0	1	37.1	44	22-18	17
Kelley, Kent	2-0	2.45	13	0	0	0	1	22.0	18	8-6	11
Marquez, Ithosvany	5-3	1.12	10	8	1	1	0	64.1	31	11-8	33
Sachrison, Scott	0-0	13.50	1	0	0	0	0	1.1	1	3-2	3
Saneaux, Francisco	1-4	3.95	12	6	0	0	1	41.0	42	31-18	22
TOTALS:	35-24	2.97	59	59	4	2	10	493.1	404	230-163	204

ORIOLES' MAJOR LEAGUE (PROFESSIONAL) DRAFT SELECTIONS, 1953 THRU 1991

1954	Chuck Diering, of (\$15,000)	1964	Byron Randolph, p (\$8,000)
	Vinicio Garcia, if (\$7,500)		Ted Miller, p (\$8,000)
1955	Bob Boyd, 1b (\$10,000)		John Jeter, of (\$8,000)
1956	Tommy Patton, c (\$10,000)	1965	Moe Drabowsky, p (\$25,000)
1957	Bert Hamric, of (\$15,000)		Gene Brabender, p (\$25,000)
1960	Hank Foiles, c (\$25,000)	1966	Owen Johnson, c (\$25,000)
	Dave Massarelli, c (\$12,000)	1967	Elrod Hendricks, c (\$25,000)
1961	Billy Short, p (\$25,000)	1968	Larry Miller, p (\$25,000)
	Ozzie Virgil, c (\$25,000)	1969	Tom Shopay, of (\$25,000)
	Steve Cosgrove, p (\$12,000)	1972	Mike Johnson, p (\$25,000)
1962	Dave May, of (\$12,000)	1976	Mike Dimmel, of (\$25,000)
	Paul Blair, of (\$12,000)	1977	Andy Replogle, p (\$25,000)
	Roger Sorenson, of (\$8,000)	1987	Jose Bautista, p (\$50,000)
1963	Lou Jackson, of (\$25,000)	1988	Mike (Texas) Smith, p (\$50,000)
	Mike Fiore, 1b (\$8,000)	1989	Marty Brown, p (\$50,000)
	Jim Jankow, p (\$8,000)	1991	Darrell Sherman, of (\$50,000)
	Bill McMahon, p (\$8,000)		

The major league draft is held annually at baseball's winter meetings, and is followed with a separate selection by National Association clubs from class AAA to A levels. Until 1958, major league clubs could draft players within a range between \$15,000 (for AAA players) and \$2,000 (for class D players). In 1958, the price for big league drafts rose to \$25,000 and in 1985 it became \$50,000.

However, in 1959, a first-year player draft at the big league level was set up to discourage the payment of inordinately large bonus payments to free agents. The new rule provided that first-year players could be selected at the major league level (if not protected on a major league team's 40-man roster) for \$12,000. In 1961, an even lower draft price was set up for more recent first-year players. That figure was \$8,000.

That year, incidentally, the Baltimore organization set a record of sorts by being relieved of 19 eligible first-year players (seven during the big league selections and 11 more during the minor league draft). In 1965, the first-year player draft began to lose its significance and then disappeared in 1970.



ORIOLES AND THE RE-ENTRY DRAFT

PLAYERS LOST

Year	Name	Signed With
1976	Wayne Garland (p)	CLE
	Bobby Grich (2b)	CAL
	Reggie Jackson (of)	NYN
	Royle Stillman (of)	CHIWS

PLAYERS ACQUIRED

Year	Name	Previous Club
1976	Billy Smith (2b)	CAL
1978	Steve Stone (p)	CHIWS
1980	Jim Dwyer (of)	BOS
	Jose Morales (c)	MIN

DOUG MELVIN



Doug, 39 (8/8/52), is a native of Chatham, Ontario (which also produced Hall of Famer and 284-game winner **Fergie Jenkins**). This is his 21st year in professional baseball, his 7th with the Orioles.

He was named special assistant to Orioles President **Edward Bennett Williams** and Executive Vice-President **Hank Peters** on Feb 11, '86. A year and a half later, he became director of player personnel in charge of minor league operations and for the past 4 seasons has served as assistant general manager/director of player personnel.

His pro playing career began in '72 when he was signed by the Pittsburgh Pirates as a righthanded pitcher. Doug pitched in the Bucs' system for 2 years ('72-'73) and spent 4 more in the Yankees' chain ('75-'78) after sitting out 1974 with a leg injury. The Pirates released him after the '73 season, but he was re-signed by then Yankees Scouting Director **Pat Gillick** (a former Orioles system pitcher and currently gm at Toronto).

In 6 pro seasons, Melvin was 29-19 with a 3.43 era (ip-520, er-198). He was 16-4 combined over his last 2 seasons ('77-'78) at West Haven (Class A, Eastern). In '76 at Ft Lauderdale (Class A, Florida State), he was 5th in the league in era (2.41) despite a losing record (6-7).

After his playing career ended, he pitched batting practice with the Yankees and coordinated advance scouting reports for the major league coaching staff, then spent the next 6 years building a solid reputation in the Yankees baseball organization. He served as scouting director in '85.

There was no baseball at Ontario's Chatham Kent Secondary School, but Doug played football, basketball and hockey, and was subsequently elected to the school's athletic hall of fame. He still holds the school's basketball record of 55 points in a single game. Among his high school opponents were **Mark** and **Marty Howe**, sons of Hockey Hall of Famer **Gordie Howe**.

He and his wife, **Ellen**, live in Columbia, MD, and have 2 children: **Ashley** (4/18/83) and **Cory** (7/9/86).

FRANK ROBINSON

VITAL STATISTICS: Frank was born Aug 31, '35 in Beaumont, TX, but grew up in Oakland, CA...He now lives in Bel Air, CA and Baltimore.

This is his 40th year in professional baseball. His career has included 21 years as a player, and the equivalent of 9 1/2 seasons as a major league manager.

He is in his 17th season with the Orioles, for whom he has been player, coach, manager and front office official.

ASSISTANT GENERAL MANAGER: He was in his 4th season as manager of the Orioles in '91 when he was succeeded by **John Oates** on May 23 (record 13-24)...A short time later, he accepted the position of assistant general manager.

This is his 2nd stint in the Orioles' front office. In Apr '88, when he was named manager of the Orioles, he had been working as a special assistant to the president of the club, **Edward Bennett Williams**.

HALL OF FAME: Frank was elected to the Hall of Fame at Cooperstown in '82 along with **Hank Aaron** after being named on 89% of the ballots cast (370 of 415)...That was the 1st of 4 straight years in which at least one Oriole was elected.

He is one of only 23 to have been named to the Hall in his 1st year of eligibility. That list includes **Brooks Robinson** and **Jim Palmer**, and '92 1st ballot electee **Tom Seaver**.

Frank is one of 7 modern Orioles to have been chosen (see Hall of Fame on page 120), and one of 3 wearing an O's uniform in his official portrait (along with **Brooks** and **Palmer**).

LATEST FINISH

The latest a game has been completed at Memorial Stadium was 1:22 am on June 4, '88. The game went 14 innings and consumed 5:46. It ranks as the longest game by time in Orioles history. The O's won the game 7-6 by scoring 3 runs in the bottom of the 14th with 2 out, all on a throwing error by the Yankees' **Mike Pagliarulo**.

ORIOLES RETIRED NUMBERS

No.	Player	Year	No.	Player	Year
20	Frank Robinson (of)	1972	4	Earl Weaver (mgr)	1982
5	Brooks Robinson (3b)	1977	22	Jim Palmer (rhp)	1966
	33	Eddie Murray (1b)	1989		

MANAGING & COACHING

Frank has managed 3 big league clubs, one minor league team and 2 winter league teams [Santurce Crabbers, Puerto Rico for 7 years and Culiacan in Mexican Pacific Winter League ('77-'78)].

FRANK ROBINSON'S RECORD AS MANAGER

Year	Club	Won	Lost	Pct.	GB	Pos.
1975	Cleveland	79	80	.497	17	4th
1976	Cleveland	81	78	.509	16	4th
1977	Cleveland	26	31	.456	8	5th
1978	Rochester	58	64	.475	17	6th
1981	San Francisco	56	55	.505	10 3/2	5th/3rd
1982	San Francisco	87	75	.537	2	3rd
1983	San Francisco	79	83	.488	12	5th
1984	San Francisco	42	64	.396	22	6th
1988	Baltimore	54	101	.348	34 1/2	7th
1989	Baltimore	87	75	.537	2	2nd
1990	Baltimore	76	85	.472	11 1/2	5th
1991	Baltimore	13	24	.351	10	7th
Major League Totals		738	814	.476		

MANAGER OF THE YEAR, '89: After directing his team to a 32 1/2 game improvement over '88 and matching the '36 Boston Braves for the 3rd biggest one year improvement in modern history, Frank enjoyed a rare distinction. He won all 4 of the major American League Manager of the Year awards: BBWAA, The Sporting News, AP and UPI...He was the 5th Orioles skipper to have won at least one of the above, but the 1st to capture the BBWAA trophy which was initiated only in '85.

Other Orioles managers to be honored: **Joe Altobelli**, **Hank Bauer**, **Paul Richards** and **Earl Weaver**...See Orioles Award Winners on page 55.

ORIOLES: Frank replaced **Cal Ripken** on Apr 12, '88, becoming the Orioles' 8th manager (excluding interim managers **Luman Harris** in '61 and **Ripken** (1 game) in '85)...He took over with the club at 0-6 and lost his 1st 15 games until the O's snapped its record start-of-the-season losing streak at 21 (Apr 29)...Frank's overall record that year was 54-101.

Twice during that year he handed the reins to **Ellie Hendricks** because of a bad back...Frank was hospitalized and missed 4 games from May 18 thru 20 (O's were 1-3), then was sidelined for 2 weeks from July 15 thru 28 while undergoing successful surgery for the removal of a ruptured disc by **Dr Donald Long**. The club's cumulative record during that period was 4-11.

This is Frank's 3rd tour of duty with the O's, his 2nd since he played here ('66 thru '71).

He returned as a coach in '78, but spent most of that season managing in Rochester before moving back to Baltimore again as a coach in '79 and '80. During the pennant winning year ('79), he was credited with helping to improve substantially the quality of the club's defense. In '80 he replaced **Jim Frey** (who left to manage the KC Royals) as the O's batting and 1st base coach. Frank himself, departed in '80 to manage the San Francisco Giants.

Five years later ('85) he came back to Baltimore after 4 seasons in San Francisco and a short stint ('84) as a coach with the Milwaukee Brewers (**Harry Dalton** hired him for Milwaukee the day after he was let go by the Giants. Frank had also worked with Dalton in Baltimore and Anaheim).

For the next 3 seasons, he was a bench/outfield coach under 3 managers: **Joe Altobelli** ('85), **Earl Weaver** ('85-'86) and **Cal Ripken** ('87), before his appointment as special assistant to the president in October '87.

SAN FRANCISCO GIANTS: Named manager Jan 14, '81, replacing **Dave Bristol** (who in turn had followed **Joe Altobelli**), and led the club to its 1st winning season since Altobelli did it in '78. The years '81 & '82 were the Giants' 1st consecutive winning seasons in a decade. In '83 and '84, however, the club

dipped below .500, and on Aug 4, '84, Frank was dismissed in favor of interim skipper **Danny Ozark**.

ROCHESTER RED WINGS ('78): He started the season as an O's coach, but after **Ken Boyer** left the Wings to manage the St Louis Cardinals (Apr 28), Frank replaced him at Rochester (May 9) and went 58-64 the rest of the way before returning to Baltimore the following season.

CLEVELAND INDIANS ('74-'77): Frank joined the Indians as a player on Sep 12, '74 from California in a trade. Then, 3 weeks later, on Oct 4, the day after the season ended, he was named the first black major league manager in baseball history, replacing **Ken Aspromonte**.

He made a dramatic debut as playing manager on Apr 8, '75 before some 55,000 opening day fans at Cleveland Stadium. In his 1st at bat of that 1st game (he was dh, batting 2nd), Frank homered off **Doc Medich** (later that inning, ex-Oriole teammate **Boog Powell** also homered).

The Indians won the game, 5-3, and Frank's effort was voted **most memorable moment** in Tribe history by Cleveland fans during baseball's observance of the US bicentennial celebration.

In that 1st year, the Indians fell to 15 games below .500 by late June, but rallied and wound up 4th, just one game under. The next season, '76, they finished 3 games over. However, after a slow '77 start, Frank was released on June 19 and was succeeded by **Jeff Torborg**. For the rest of that year, he coached with the Angels under Manager **Dave Garcia**, who had been his 3rd base coach in Cleveland in '75-'76.

PLAYING CAREER

MAJOR LEAGUE LEADER: He played for 21 major league seasons and is among the top ranking players of all time in 10 categories.

His 586 home runs represent the 4th highest figure in major league history.

In addition, Frank ranks high in the following: games-2,808 (12th); at bats-10,006 (14th); runs-1,829th (10th); hits-2,943 (20th); 2bh-528 (19th); rbi-1,812 (13th); total bases-5,373 (8th); walks-1,420 (18th), and hit by pitches-198 (3rd) behind **Don Baylor**-267 and **Ron Hunt**-243.

MVP, BOTH LEAGUES: He is the only player ever to win the BBWAA MVP award in each league...He was the choice in the NL in '61 and the AL winner in '66. In addition, he was MVP in the '66 World Series and the '71 All-Star game.

TRIPLE CROWN: Is one of only 11 players to have won the Triple Crown (accomplished 13 times, 2 each by **Ted Williams** and **Rogers Hornsby**). Frank did it in '66 with the O's. He, **Mantle** ('56) and **Carl Yastrzemski** ('67) are the only players to have captured the Triple Crown in the past 43 years (since **Williams**' 2nd in '47).

HOME RUNS

He hit 343 in the NL and 243 in the AL...Hit 388 off righthanders and 198 against lefties.

VS NL OPPONENTS: Astros (Colts)-11; Braves-54; Cardinals-46; Cubs-54; Dodgers-42; Expos-0; Giants-49; Mets-12; Padres-1; Phillies-38; Pirates-34; Reds-2.

VS AL OPPONENTS: Angels-14; A's-20; Brewers (Pilots)-14; Indians-25; Orioles-6; Rangers (Senators)-31; Red Sox-37; Royals-15; Tigers-28; Twins-22; White Sox-17; Yankees-14.

33 PARKS: Frank holds the major league record for hitting home runs in the most different ballparks (33), including both regular and post-season play. **Hank Aaron** ranks 2nd at 32.

Among those, Crosley Field in Cincinnati (176) and Memorial Stadium (103) rank one-two in frequency for obvious reasons. There were 4 stadia in which he played, but did not hit a home run: Houston's Astrodome, Montreal's Olympic Stadium, Sicks' Stadium in Seattle ('69 only) and Busch Stadium in St Louis.

In regular season play Frank homered in 32 parks. His 33rd was Pittsburgh's Three Rivers in the '71 World Series.

GRAND SLAMS: Hit a total of 7 slams, 5 of them in the NL. His only 2 bases loaded AL homers were hit in successive innings on Aug 20, '70 at RFK Stadium in Washington off Senators' **Joe Coleman** and **Joe Grzenda**. Frank, **Jim Gentile** and **Jim Northrup** are the only ones ever to hit slams in successive plate appearances, though a total of 7 have hit 2 in a game.

2 OR MORE/GAME: Hit 2 or more in a game 54 times (ranks 5th in major league history). Hit 3 in a game for Reds at Crosley Field vs Cardinals on Aug 22, '59. Had 16 2-homer games for O's.

HR ODDS AND ENDS: Hit his 1st at Wrigley Field off the Cubs' Paul M. on Apr 28, '56 and his last at Anaheim Stadium on July 6, '76 off the Angels' **Monge**. Hit most off NL righthander **Larry Jackson** (10). Scored the 1st ALCS history in game #1 in '69 at Baltimore, and also hit the 1st homer off Twins' **Jim Perry**.

HRS-ORIOLES: Hit his 500th major league homer in Baltimore in the 2nd game of a two-night doubleheader against the Tigers' lefthander **Fred Scherman**, 13, '71. At the time, he ranked 11th on the all-time list just behind **Harmon Killebrew** who had reached that milestone earlier that year. After leaving Baltimore, Frank moved past Killebrew, **Mel Ott**, **Ernie Banks**, **Eddie Mathews**, **Ted Williams**, **Jimmie Foxx** and **Mickey Mantle**.

He set a major league record by hitting 10 home runs in the month of April but that mark has since been extended to 11 by **Willie Stargell**, **Mike Schmidt** and **Graig Nettles**.

Set a club record with 49 homers in '66. Also set marks that year for most homers by an Oriole against one opponent (11 vs Det) and most home runs in Memorial Stadium (27).

LONG HOME RUNS/MEMORIAL STADIUM

The longest "measured" home run ever hit in Memorial Stadium was a 471' drive by **Harmon Killebrew** on May 24, 1964 off **Milt Pappas** over the hedge in left-center field. This exceeded by two feet the only other blast that has ever cleared the hedge... That was one by **Boog Powell** '469 to the same area off Boston's **Don Schwall** on June 22, 1962. Aside from these there have been three balls hit into the hedge (approximately 450') by **Mickey Mantle** in 1954, by **Powell** in 1965 and by **Frank Robinson** in 1967.

Frank Robinson is the only player to have hit a ball completely out of Memorial Stadium. In the second game of the doubleheader with Cleveland on May 8, 1966, Frank hit a line drive offering over the left field stands and into the parking lot beyond, a drive he measured 451' on the fly and rolled to a stop 540' away from home plate.

OTHER CAREER HIGHLIGHTS

LAST GAMES AS A PLAYER: Frank played in his last game as a player on Sept. 18, '76 at Cleveland vs Baltimore. He put himself in as a pinch-hitter for **Frank Duffy** in the 8th inning and singled in a run off **Rudy May**.

ALL-STAR GAMES: Appeared in 11 All-Star games as a player (6 with Cincinnati, 4 with O's and one with California) and served as a coach in '76 while managing for Cleveland. Was MVP in '71 game at Detroit. Hit a 2-run homer off **Dock Ellis** to put AL ahead to stay in 3rd inning (**Reggie Jackson** hit another with one out in the same inning).

Hit .250 (24-6) in All-Star play with 2 homers. Went 3-for-3 for the NL in '59 at LA Coliseum and homered off **Early Wynn**.

WORLD SERIES: hit 2 key homers in '66 vs Dodgers, both off **Don Drysdale** to win SPORT Magazine sports car. Hit his 1st in the opening inning of game 1 at Dodger Stadium with **Russ Snyder** aboard (**Brooks** followed immediately with another and the O's led 3-0 before the Dodgers batted). O's won the game 5-2. In game #4 his 4th inning solo provided the only run as the O's completed their sweep behind **Dave McNally**.

In '71 game #6 vs Pittsburgh in Baltimore, Frank's baserunning in the 10th inning allowed the O's to tie the series at 3 games apiece. He drew a one out walk, and despite ailing legs and a sore Achilles Tendon, went from 1st to 3rd on **Merrett's** single up the middle just evading **Richie Hebner's** tag with head first slide. Then, he scored on **Brooks'** short sac fly to **Vic Davalillo** in center.

CINCINNATI: Spent 10 full years with the Reds after 3 seasons in their farm system. Was NL Rookie of the Year in '56. Tied league record for homers by a rookie (38, set by **Wally Berger** of the Braves), and set a rookie mark by being hit by pitched balls 20 times.

Won Triple Crown and MVP awards in AL and World Series in '66. In addition to leading the league in average (.316), home runs (49) and rbi (122), he also paced the loop in total bases (367), runs (122) and slugging (.637).

Was batting .337 in late June '67 when he sustained serious head injury in a 2nd base collision with the White Sox' **Al Weis**. Missed a month and suffered from double vision for a year and a half afterward. Though he wound up with a .31 average that year, he slipped to .268 (with 15 homers and 52 rbi) in '68 while still recovering from that injury, compounded by an attack of mumps and muscle tear in his right shoulder.

Frank returned to form the following spring and helped lead the O's to 3 straight pennants in '69, '70 & '71.

Following his trade to the Dodgers in Dec '71, Frank's uniform #20 was retired. He was the 1st Oriole to be so honored. In '77 he and **Brooks** became the 1st players to be inducted into the new Orioles' Hall of Fame, originated by the Oriole Advocates in cooperation with the Orioles.

DODGERS-ANGELS: After one year ('72) in Los Angeles where he played for **Walter Alston**, Frank was traded to the Angels. At Anaheim he played nearly 2 years under **Bobby Winkles** and **Dick Williams**.

PERSONAL: One of 10 children. Graduate of McClymonds High School (Oakland). Was basketball teammate of **Bill Russell** and played baseball there with **Vada Pinson**, **Willie Tasby** and **Charlie Beamon**. Hobbies: movies, music and Lakers basketball games. Attended Xavier University in Cincinnati.

Frank and his wife, the former **Barbara Ann Cole**, were married Oct 28, '61. They have 2 children: **Frank Kevin** (9/8/62) and **Nichelle** (8/24/65). Barbara is a real estate agent in the Bel Air/Beverly Hills area. Several years ago she sold a house to "**Magic**" **Johnson**, then sold his old house. **Nichelle** worked in the Orioles PR department for several years.

FRANK ROBINSON'S CAREER RECORD

YEAR CLUB	AVG.	G	AB	R	H	2B	3B	HR	RBI	BB	SO	SB	CS	HP
1953 Ogden	.348	72	270	70	94	20	6	17	83	53	69	3	—	10
1954 Tulsa	.267	8	30	4	8	0	0	0	1	—	—	—	—	—
Columbia	.336	132	491	112	165	32	9	25	110	88	65	6	—	5
1955 Columbia	.263	80	243	50	64	15	7	12	52	41	44	3	—	6
1956 Cincinnati	.290	152	572	122	166	27	6	38	83	64	95	8	4	20
1957 Cincinnati	.322	150	611	97	197	29	5	29	75	44	92	10	2	12
1958 Cincinnati	.269	148	554	90	149	25	6	31	83	62	80	10	1	7
1959 Cincinnati	.311	146	540	106	168	31	4	36	125	69	93	18	8	8
1960 Cincinnati	.297	139	464	86	138	33	6	31	83	82	67	13	6	9
1961 Cincinnati	.323	153	545	117	176	32	7	37	124	71	64	22	3	10
1962 Cincinnati	.242	162	609	134	208	51	2	39	136	76	62	18	9	11
1963 Cincinnati	.259	140	482	79	125	19	3	21	91	81	69	26	10	14
1964 Cincinnati	.306	156	568	103	174	38	6	29	96	79	67	23	5	9
1965 Cincinnati—1	.296	156	582	109	172	33	5	33	113	70	100	13	9	18
1966 Baltimore	.316	155	576	122	182	34	2	49	122	87	90	8	5	10
1967 Baltimore	.311	129	479	83	149	23	7	30	94	71	84	2	3	7
1968 Baltimore	.268	130	421	69	113	27	1	15	52	73	84	11	2	12
1969 Baltimore	.308	148	539	111	166	19	5	32	100	88	62	9	3	13
1970 Baltimore	.306	132	471	88	144	24	1	25	78	69	70	1	1	7
1971 Baltimore—2	.281	133	455	82	128	16	2	28	99	72	62	3	0	9
1972 L.A.—3	.251	103	342	41	86	6	1	19	59	55	76	2	3	2
1973 California	.266	147	534	85	142	29	0	30	97	82	93	1	1	10
1974 Cal.-Cle.—4	.245	144	477	81	117	27	3	22	68	85	95	5	2	10
1975 Cleveland	.237	49	118	19	28	5	0	9	24	29	15	0	0	0
1976 Cleveland	.224	36	67	5	15	0	0	3	10	11	12	0	0	0
A.L. Totals	.286	1203	4137	745	1184	204	21	243	744	667	667	40	19	78
N.L. Totals	.300	1605	5869	1084	1759	324	51	343	1068	753	865	163	58	120
M.L. Totals	.294	2808	10006	1829	2943	528	72	586	1812	1420	1532	203	77	198

1—Acquired from Cincinnati on 12/9/65 in deal for pitchers Milt Pappas and Jack Baldschun and outfielder Dick Simpson.

2—Assigned to Los Angeles Dodgers on 12/2/71 with pitcher Pete Richert in deal for pitchers Doyle Alexander and Bob O'Brien, catcher Sergio Robles and 1st baseman-outfielder Royle Stillman.

3—Acquired by California Angels from Dodgers with infielders Billy Grabarkewitz and Bobby Valentine and pitchers Bill Singer and Mike Strahler in deal for 3rd baseman Ken McMullen and pitcher Andy Messersmith on 11/28/72.

4—Acquired by Cleveland Indians from Angels in deal for outfielder Rusty Torres and catcher Ken Suarez on 9/12/74.

League Championship Series Record

YEAR CLUB	AVG.	G	AB	R	H	2B	3B	HR	RBI	BB	SO	SB	CS	HP
1969 Bal. vs. Min.	.333	3	12	1	4	2	0	1	2	3	3	0	0	0
1970 Bal. vs. Min.	.200	3	10	3	2	0	0	1	2	5	2	0	0	0
1971 Bal. vs. Oak.	.083	3	12	2	1	1	0	0	1	1	4	0	0	0
L.C.S. Totals	.206	9	34	6	7	3	0	2	5	9	9	0	0	0

World Series Record

YEAR CLUB	AVG.	G	AB	R	H	2B	3B	HR	RBI	BB	SO	SB	CS	HP
1961 Cin. vs. N.Y.	.200	5	15	3	3	2	0	1	4	5	3	0	0	1
1966 Bal. vs. L.A.	.286	4	14	4	4	0	1	2	3	2	3	0	0	0
1969 Bal. vs. N.Y.	.188	5	16	2	3	0	0	1	1	4	3	0	0	0
1970 Bal. vs. Cin.	.273	5	22	5	6	0	0	2	4	0	5	0	0	0
1971 Bal. vs. Phi.	.280	7	25	5	7	0	0	2	2	1	8	0	0	1
W.S. Totals	.250	26	92	19	23	2	1	8	14	12	22	0	0	2

ORIOLES TICKET INFORMATION

MAIN TICKET OFFICE:

NW corner of B&O Warehouse

Address: 333 West Camden Street, Baltimore, MD 21201

In-Season Hours: 9-6, Mon thru Sat...Every Sunday, 12-5

TICKETMASTER PHONE CHARGE

Greater Baltimore: (410) 481-SEAT
Greater Wash, DC/MD: (202) 432-SEAT
Greater Northern Virginia: (703) 573-SEAT
Outside 202, 301, 410, & 703 Area Codes: * (800) 551-SEAT

*NOTE: This number cannot be accessed from the following area codes: 202, 301, 410 & 703.

ORIOLES BASEBALL STORES: *

Seabrook, MD—
Seabrook Station Shop. Ctr.
9452 Lanham Severn Road
(301) 577-0000
In Season Hours:
Mon-Fri 10-7; Sat 10-5

Washington, DC—
914 17th St, NW
(202) 296-BIRD
In Season Hours:
Mon-Fri 9-6, Sat 10-3

York, PA—
West Manchester Mall
1800 Loucks Road
(717) 767-BIRD
In Season Hours:
Mon-Sat 10-9, Sun 12-5

*All three Orioles Baseball Stores accept both Visa and Master Card.

SEATING CAPACITY AT ORIOLE PARK (48,041)

Lower Deck (22,721)

11,533—Lower Box (\$13)¹
6,774—Terrace Box (\$12)
4,414—Lower Res-LF (\$8)

Club Level (6,195)

5,125—Club Seats (\$18)
830—72 Private Suites
240—3 Party Suites

Upper Deck (17,420)

6,954—Upper Box (\$10)
7,861—Upper Res (\$8)
2,605—Res GA (\$4.75)

Bleachers—RCF (1,705)—(\$4)²

1—Total lower stand boxes: 18,307
2—Children, 12 and under, and senior citizens—\$1 on selected dates, subject to availability.

Special Ticket Programs

The Orioles Fantastic Fans Club, presented by the Baltimore SUNY cooperation with the Orioles and the Oriole Advocates, Inc., allow families and friends to attend 6 pre-selected Orioles home games together at vastly reduced prices.

Membership allows you also to purchase 2 reserved seat tickets for each of those 6 games at half-price. All in all, you get a \$96 value, and you pay only \$15 to join.

You also receive discounts on Orioles merchandise, and the opportunity to enter contests that could make you an Orioles batboy/batgirl before an Orioles game, or a guest broadcaster during a game.

The 1992 Fantastic Fans Club game dates are: **Sat, May 2—Sea—7:05; Sat, May 23—Cal—7:05; Sun, Jun 21—NY—8:05; Thu, Jul 9—Min—7:35; Wed, Aug 19—Sea—7:35; Tue, Sep 15—KC—7:35.**

Call the Orioles Office for more details.

Student Discount Program: Senior high school and college students may purchase upper reserved seats for \$2 on selected dates, subject to availability. See schedule on inside rear cover for details.

Bargain Dates: Upper reserved seats may be purchased at half-price, at \$8 dollar value for only \$4 on 10 Bargain Dates. Tickets are available beginning 1½ hours before the game...See O's schedule on rear inside cover for "Bargain" dates.

LARGEST WALKUP:

The largest "walk-up" sale in Memorial Stadium was 31,626 for a May 9, 1971 weeknight game featuring Oakland's sensational rookie Vida Blue vs Orioles' Ace Jim Palmer. Total crowd was 43,307 and A's won, 2-1.

ORIOLES/TICKETMASTER OUTLETS*

BALTIMORE METRO AREA

Hecht's Bel Air-600 Bel Air Rd.
Hecht's Columbia-10300 Little Patuxent Parkway
Hecht's Golden Ring-6400 Rossville Blvd.
Hecht's Marley Station-7800 S. Ritchie Highway
Hecht's Owings Mills-10300 Red Run Blvd.
Hecht's Security-6901 Security Blvd.
Hecht's Towson Town-813 Dulany Valley Road.
Hecht's White Marsh-White Marsh Mall
Baltimore Arena-201 W. Baltimore St.
City Life Tickets-Inner Harbor Kiosk
Lyric Opera House-1404 Maryland Ave.
Maryland Bedrooms-26 Crain Highway, Glen Burnie
Record Theatre-7405 Liberty Road
Towson State University-Towson Center
U. of Maryland, Baltimore Cnty-5401 Wilkens Ave.

WASHINGTON METRO AREA

Hecht's Metro Center-1201 G Street
American Univ-Massachusetts & Nebraska Ave, NW
Commander Salamander-1420 Wisconsin Ave.
Marvin Center-George Washington U.-800 21st NW
Metro Video-5017 Connecticut Ave., NW
Sabins Records-3212 Pennsylvania Ave.
RFK/Starplex-2001 East Capitol Street
TicketPlace-12th & F Street Plaza, NW
Tower Records-2000 Pennsylvania Ave

MARYLAND METRO AREA

Hecht's Annapolis-135 Annapolis Mall
Hecht's Lake Forest-701 Russell Avenue, Gaithersburg
Hecht's Landover-2203 Brightseat Road
Hecht's Laurel-14828 Balt/Wash Blvd.
Hecht's Marlow Heights-4101 Branch Ave.
Hecht's Montgomery Mall-7125 Democracy Blvd., Bethesda
Hecht's Prince Georges-3500 East-West Highway, Hyattsville
Hecht's St. Charles-Rte. 301 S. at Smallwood, Waldorf
Hecht's Wheaton-11160 Viers Mill Road
Capital Centre-1 Harry S. Truman Drive
U. of Maryland, Student Union-College Park Campus
Metro Video-Market Place, Bowie

NORTHERN VIRGINIA AREA

Hecht's Ballston-701 N. Glebe Road, Arlington
Hecht's Fair Oaks-11700 Fair Oaks Mall, Fairfax
Hecht's Landmark-5701 Duke Street, Alexandria
Hecht's Manassas-8300 Sudley Road
Hecht's Tysons Corner-8100 Leesburg Pk
Alden Theatre-1234 Ingleside Ave., McLean
Athletes Foot-Market Station, Leesburg
Patriot Center-George Mason U.-4400 Univ. Drive, Fairfax
Wolf Trap-1635 Trap Road, Vienna
*A convenience charge is assessed at all TicketMaster Outlets.
Hecht Company stores will accept Hecht card charges but no other credit cards. Other outlets accept cash only.

Attendance Notes:

A crowd of 50,700 for the last major league game in Memorial Stadium history (10/6/91) enabled the O's to set a club record for highest home attendance in a season. The 2,552,753 final figure surpassed the previous record set in '89 by just 17,545.

Final Count: The total for all Orioles games in 38 seasons at Memorial Stadium was 51,268,097, including 1,422,209 for 30 post-season games.

2 Million, 3 Straight Years: The O's also tied a club standard by drawing 2 million plus for the 3rd straight year. The 1st time that happened was '83-'84-'85. It doesn't seem like that long ago when they set a record of another kind: most consecutive seasons drawing fewer than 1 million ('72, '73 & '74).

On the road, the O's had never drawn 2 million until '89, but now they have done so for 3 consecutive seasons.

100,000 Series: In '91 the O's played to more than 100,000 in 12 of 26 home series, another club best...Over the 38 seasons at Memorial Stadium, a total of 89 series drew over 100,000, 78 of them in the last 13 years (starting '79), and 33 in the last 3 years.

'91 Rankings: The Orioles' home attendance ranked 6th in the major leagues last year, 5th in the AL. Theirs was the 3rd highest in ML history for a team with 90 or more losses (St Louis-2,573,495 in '90 and California-2,555,016 in '83).

The Orioles' road attendance in '91 set a club record (2,129,408), though it ranked only 13th in the AL (ahead of Cleveland—2,076,105), and 16th in the majors.

Best Draws: The best out-of-town draws in '91 were the Detroit Tigers (254,266), helped immeasurably by the 147,972 that showed up for the 3-date final weekend. The Oakland A's were 2nd at 230,564.

ORIOLES ATTENDANCE INFORMATION ANNUAL ATTENDANCE FIGURES, 1954-1991

YEAR	AT MEMORIAL STADIUM			ON THE ROAD		
	ATTENDANCE	DATES	AVG/DAY	ATTENDANCE	DATES	AVG/DAY
1991	2,552,753	79	32,313	2,129,408	80	26,618
1990	2,415,189	79	30,572	2,034,936	79	25,759
1989	2,535,208	78	32,503	2,041,702	81	25,206
1988	1,660,738	74	22,442	1,879,950	81	23,209
1987	1,835,692	78	23,535	1,880,669	80	23,506
1986	1,973,176	79	24,977	1,737,994	80	21,725
1985	2,132,387	80	26,655	1,657,415	76	21,808
1984	2,045,784	76	26,918	1,759,964	81	21,728
1983	2,042,071	77	26,520	1,854,401	77	24,083
1982	1,613,031	74	21,798	1,622,107	80	20,276
1981	1,024,247	53	19,325	954,002	46	20,739
1980	1,797,438	80	22,468	1,608,616	77	20,891
1979	1,681,009	72	23,347	1,598,750	76	21,036
1978	1,051,724	73	14,407	1,495,193	78	19,169
1977	1,195,769	77	15,529	1,409,544	72	19,577
1976	1,058,609	74	14,306	1,307,920	74	17,675
1975	1,002,157	68	14,738	1,163,631	74	15,725
1974	962,572	74	13,008	1,286,501	75	17,153
1973	958,667	72	13,329	1,185,247	75	15,803
1972	899,950	69	13,042	1,243,111	74	16,799
1971	1,023,037	64	15,985	1,166,471	76	15,348
1970	1,057,069	75	14,094	1,312,337	78	16,825
1969	1,058,168	73	14,495	1,242,751	74	16,794
1968	943,977	71	13,295	1,266,254	76	16,661
1967	955,053	64	14,923	1,145,275	74	15,477
1966	1,203,366	67	17,961	1,307,276	76	17,201
1965	781,649	68	11,495	930,537	73	12,747
1964	1,116,215	69	16,177	1,057,173	72	14,683
1963	774,343	72	10,755	928,612	71	13,079
1962	790,254	72	10,976	886,544	70	12,665
1961	951,089	70	13,587	1,001,302	71	14,103
1960	1,187,849	71	16,730	1,151,055	69	16,682
1959	891,926	64	13,936	990,449	71	13,950
1958	829,991	67	12,388	660,304	69	9,570
1957	1,029,581	67	15,367	739,289	66	11,201
1956	901,201	67	13,539	678,073	64	10,595
1955	852,039	62	13,743	648,412	56	11,579
1954	1,060,910	67	15,384	614,833	64	9,607
Totals:	49,845,888	2,716	18,353	49,578,008	2,786	17,795
Average Annual Attendance: Home-1,311,733; Road-1,304,684						

ORIOLES RECORD CROWDS

MEMORIAL STADIUM	ATTENDANCE	DATE	OPPONENT
Largest Crowd	54,458	Oct 9, '66	Dodgers (WS, Gm#4)
Largest Crowd, Reg Sea	52,395	Apr 4, '88	Brewers (Ope Day)
Single Night Game	51,649	Aug 16, '80	Yankees
Day Doubleheader	51,764	Jun 10, '84	Tigers
Night Doubleheader	51,883	Oct 1, '82	Brewers
Opening Day	52,395	Apr 4, '88	Brewers
Memorial Day	42,949	May 25, '81	Yankees
July 4th	45,339	Jul 4, '77	Tigers
Labor Day	41,202	Sep 5, '83	Red Sox
Smallest Crowd	655	Aug 17, '72	White Sox
All-Star Game	48,829	Jul 8, '58	
Five-Date Series	249,605	Aug 14-18, '80	Yankees
Four-Date Series	167,456	Jun 15-18, '90	Red Sox
Three-Date Series	150,757	Oct 1-3, '82	Brewers
Two-Date Series	75,093	Apr 8 & 10, '91	White Sox
ON THE ROAD			
Largest Crowd	67,064	Oct 16, '83	Phillies (WS, Gm#5)
Largest Crowd, Reg Sea	64,540	Apr 10, '87	Indians (Ope Day)
Smallest Crowd	476	Sep 19, '63	Angels (Dodger Stad)
Three-Date Series	156,458	Aug 8-10, '80	Yankee Stadium
Four-Date Series	199,542	Sep 13-16, '90	Blue Jays (SkyDome)

*-Major League Record

PRESIDENTIAL VISITS

The Orioles are 4-2 with President **George Bush** on hand (3-2 at home). Last year the president attended only one game, but it was an historic occasion. He and Mrs. Bush brought with them Queen Elizabeth II of England and her husband, Prince Philip, the Duke of Edinburgh. Unfortunately, the O's lost to the Oakland A's, 6-3. The distinguished party met the uniformed personnel from both clubs, waved to the crowd, and watched a few innings of the game.

Before President Bush, the Orioles' luck in front of chief executives was all bad, 0-4 (0-3 for **Mr. Reagan** and 0-1 for **Mr. Carter**).

On opening day '89, the O's set what is believed to be a major league record when they hosted, not one, but two incumbent presidents, each from a different part of the world—**Mr. Bush** and **Hosni Mubarak** of Egypt. President Bush and Canada's Prime Minister, **Brian Mulroney** have twice attended games together at the SkyDome in Toronto (including the All-Star Game in '91).

ORIOLE PARK AT CAMDEN YARDS

Oriole Park at Camden Yards, the beautiful new baseball-only facility in downtown Baltimore, was completed in essentially 33 months from the time the process of razing previous structures on the 85-acre parcel began June 28, '89 in the area known as Camden Yards.

The one-time railroad center is 12 minutes west by foot from the City's Inner Harbor, and only 2 blocks from the birthplace of baseball's most legendary hero, George Herman "Babe" Ruth (see "Ruth's Cafe" below).

The ballpark seats 48,041, and the project cost approximately \$105 million. It was designed by the Kansas City architectural firm of Helmut, Obata & Kassabaum (HOK)¹ with direction and input from the Orioles and the State of Maryland, which owns and operates the facility through its agency, the Maryland Stadium Authority (MSA).

Oriole Park is state-of-the-art, yet unique, traditional and intimate in design. It blends with the urban context of downtown Baltimore while taking its image from baseball parks built in the early 20th century.

Steel, rather than concrete trusses, an arched brick facade, a sun roof over the gentle slope of the upper deck, an asymmetrical playing field and natural grass turf are just some of the features that tie it to those magnificent big league ballparks built in the early 1900s.

Ebbets Field (Brooklyn), Shibe Park (Philadelphia), Fenway Park (Boston), Crosley Field (Cincinnati), Forbes Field (Pittsburgh), Wrigley Field (Chicago) and The Polo Grounds (New York) were among the ballparks that served as powerful influences in the design of Oriole Park.

LOCATION/ACCESS

The ballpark is bounded by Russell and Camden Streets to the west and north, respectively; by Howard Street and the old B & O Warehouse to the east, and by Martin Luther King Boulevard to the south. On-site parking extends south to Ostend Street.

It is easily accessible to I-95, I-395 and the Baltimore-Washington Parkway, which in turn lead directly to all major roadways in the Baltimore area.

Oriole Park will also be served generously by 4 public transportation systems whose schedules will be customized to accommodate the needs of fans both before and after the game: **MARC trains** from Washington as well as from western and northern Maryland; the new **Light Rail System** (LRT) operating from Timonium, Baltimore County to Camden Yards (and later in the year to Glen Burnie, Anne Arundel County); **24 city bus lines** plus **special MTA game-day buses** from **13 different park-and-ride locations**, and the **Baltimore Metro** (subway).

PARKING

Once in the neighborhood, drivers will choose from among some 5,000 on-site non bumper-to-bumper spaces on the site (over 1,000 more than were available at Memorial Stadium), or some 20,000 additional (for night and weekend games) throughout the downtown, within a maximum of 20 to 25 minutes walking distance.

FIELD OF DREAMS

Sunken Treasure: The field is 16' below street level. As a result, half the fans walk down to their seats and the other half go up. The excavation also helps prevent Oriole Park from dwarfing the B&O Warehouse and the adjacent neighborhood, Ridgely's Delight.

Asymmetry & Such: There is nothing symmetrical about Oriole Park as the posted fence distances indicate. Oriole Park's deepest point is left of dead center (410') just as Fenway Park's (420') is to the right of the center line. Most existing major league playing fields are deepest in straightaway centerfield.

Though it is 15 feet shorter from home plate to the right field corner than down the left field line in the new ballpark, that difference is compensated by a 25' high wall, which extends 100' from the right field line toward center. The fence in the rest of the park is only 7' high, the same height as the temporary fences at Memorial Stadium.

According to studies made before construction began, the prevailing winds will be from the northwest, and will be of some aid to left-handed pull hitters. Those whose power is to left field are on their own.

The Warehouse (see more below) beyond right field can be reached by a 460-foot drive if it hugs the rightfield line.

Prescription Athletic Turf (PAT) is a sophisticated irrigation and drainage system below a natural grass turf. It is designed to reduce frequency of rainouts while shortening the length of baseball's exasperating feature, the rain delay.

The PAT system will make it possible to get the field ready for play within half an hour after the end of a heavy rain storm. It will automatically remove as many as 75,000 gallons of rainwater from the field in an hour.

PAT consists of a sand-base root zone, enclosed in a heavy plastic moisture barrier with an extensive drainage system through which a strong vacuum is applied to pull excess water from the field.

Conversely, when the field needs water, an irrigation process can be activated which provides moisture via both surface sprinklers and subsurface irrigation mechanisms. The latter will permit watering even during a game. Both the drainage and irrigation features are triggered as needed by a special sensing system, or can be operated manually.

The sod used on the field is comprised of 3 types of Maryland Bluegrass grown at Oakwood Farms in Salisbury, on Maryland's Eastern Shore.

Scoreboards: There are 2 major electronic information centers in the ballpark to enhance enjoyment of the game. Two big boards are located in centerfield, one on top of the other:

- The new Sony JumboTRON video board (22'9" by 31'4"), which replaces the Mitsubishi Diamond Vision model that remains at Memorial Stadium, boasts an improved picture quality that is particularly apparent during day games and
- An equally new incandescent lamp, matrix "game in progress" board (22' by 27'), built by Daktronics, Inc (Brookings, SD) which will be placed on top of the JumboTRON.

The latter features a comprehensive statistics program, unsurpassed in the major leagues; a package that will provide, automatically, myriad interesting facts and figures. It also has the capability for animated displays, and other crowd-pleasing features.

Mounted on top of the 2 boards is a large double-faced clock built by Maryland by Triangle Signs, that can be read from both inside the ballpark and in downtown Baltimore.

That main scoreboard system also supports 2 weathervane Oriole batters to show players and fans alike the direction of wind flow.

Embedded in the tall rightfield wall is another electronic board (also built by Daktronics) that provides a "good old days" feature missing from most current major league ballparks—permanently posted out-of-town scores. It will accommodate 16 games at one time, posting up-to-the-minute scores via a direct connection with "SportsTicker," the computerized service that tracks all big league games inning-by-inning.

There are, additionally, 2 auxiliary boards for the convenience of those who do not face the 2 big boards in center field.

The Bullpens are located in a terraced area in left center field, one behind the other. The front bullpen is raised 3' above field level, and the one behind is 6' off the ground to allow fans to identify easily who is warming up in either bullpen.

Each of the 2 bullpens measures 80' by 30' and includes an 18' long heated dugout, a phone, water fountain, restroom, a cable tv hookup and, of course, pitching mounds.

The Clubhouse Area below street level features large and modern locker rooms for home and visiting clubs, an extensive weight room, and brightly lit practice tunnels. The tunnels, each with 2 regulation mounds, can be used either by pitchers to warm up, or by batters, hitting into nets against pitching machines or live arms.

SEATING

There are no columns in the seating bowl of the ballpark, a fact that has drastically reduced obstructed views among the 48,041 green, contoured, slat-back plastic chairs.

Every aisle seat in the park bears an extra feature—a reproduction of the 100-year old logo used by the Baltimore Orioles of the 1890s, a National League team that won consecutive pennants in 1894-95-96.

Throughout the park, tread width (which translates to leg room) is 32" to 33". At Memorial Stadium, it measures as little as 24" in the mezzanine and 26" in many other areas.

In most of the viewing areas, seats will be generally wider (19-21") than Orioles fans are accustomed (16-19" at M.S.). On the club level, chairs will be even roomier (22").

Lower Stand: The lower deck comprises some 18,000 box seats between the foul poles, approximately 7,000 more than at Memorial Stadium. Behind the lower boxes are some 6,800 terrace box seats.

Seats in the lower stand are generally closer to the field. From the front row of seats to 1st and 3rd bases, for example, the distance is 45', roughly 20' closer to fair territory than on 33rd Street. From home plate to the screen measures 57' (4' more than at M.S.).

The Club Level (mezzanine) is a premium area available only to those who have purchased season tickets (and their authorized guests)...Club level stretches from the rightfield foul pole to just beyond the leftfield foul pole, and is accessible by escalators, elevators, stairs and ramps...There is waiter service available at the seats, and behind the seating area on the club level concourse is a climate controlled lounge with private dining and bar areas plus many other amenities.

At Club Level, also, are 72 luxury suites, each containing 10 to 14 seats...These suites can be leased on a yearly basis for between \$55,000 to \$95,000. In addition, there are 4 that are available for rent on an individual game basis. These special party suites can accommodate groups of up to 60 people.

The Upper Deck, which contains 25 rows of seats (the 1st 12 are boxes, the last 13 reserved seats), is neither as high, nor as steep as at Memorial Stadium which has 35 rows and a sharper slope (33 degrees compared to 31 at Oriole Park). A sun roof was constructed to cover half of the upper deck seating area.

General Admission/Bleachers: There are 9 sections of reserved seats in the leftfield upper stand, and 4 sections in a 1,700-seat, old fashioned bleacher section in center below the main scoreboard area.

Senior citizens and children, 12 and under, can purchase bleacher tickets to many Orioles home games for just \$1.

Concourses: On both the lower and upper concourses, fans will be struck by the bright, and open atmosphere that will accommodate an easy flow of pedestrian traffic. On the lower level, the main concourse is 17' wider than at Memorial Stadium (52' compared to 35'), and offers a wide view to surrounding streets thru arched openings.

Wheelchair Seating/Conveniences: There are in excess of 460 wheelchair seats in the new ballpark, more than 10 times the number available in the old one, and they are scattered throughout the facility in all seating areas.

A concept known as "enhanced integration" allows fans in wheelchairs to sit with friends and family. They will also have access to specially designed restrooms, ticket windows and concession stands.

The ramps between levels at the new ballpark have been designed so that those confined to wheelchairs can negotiate them under their own power, and there are even special wheelchair accessible facilities for those boarding MARC and Light Rail trains at the Camden Yards station.

OTHER SIGNIFICANT FEATURES

Sound System: At Memorial Stadium, most fans were no closer to the nearest loudspeaker than 300'-400'. At Oriole Park, no one will be more than 130' from one or more of the 1,000 speakers distributed around the ballpark.³

Hearing Impaired fans may tap into "hearing assistance channels" at their seats through the use of special receivers that will enable them to hear the public address announcements.

Bullpen Parks: Behind the bullpens in left center field is a 2,300 square foot area specially designed for pre-arranged, pre-game picnics...The space can accommodate up to 1,500 people.

Lights: There are 4 light towers, 160' above the ground; 3 on the upper deck sun canopy and one on the warehouse roof. They will accommodate a total of 706 metal halide lamps (each of 1500 watts), and will provide more light with 58 fewer fixtures than at Memorial Stadium. The lighting plan includes an optical system that reduces glare as well as spill lighting into the stands.

An emergency generator is in place to reactivate lights just seconds after a power outage occurs.

CONCESSIONAIRE

ARA Services, the Memorial Stadium concessionaire for the past 8 years, is also operating the concessions at Oriole Park.

ARA has been a part of the design process from the start. The result has been the construction and development of larger, more modern spaces spread evenly thru the ballpark, that will provide quicker and more efficient service as well as a vastly expanded food and beverage menu. Among the new features are 3 deli bars, 2 on the main concourse and 1 on the upper deck.

ARA caters the club and private suite level, as well as the public and private restaurant facilities in the ballpark complex.

THE WAREHOUSE

The 94-year-old landmark B&O Warehouse, beyond rightfield, is the longest building on the East Coast at 1,016' (but only 51' wide). It has been preserved and now provides unique office space for the Orioles. Roughly 1/3 of the building at the south end remains unoccupied.

The Orioles' main ticket office will operate out of the northwest corner of the Warehouse (Conway and Eutaw Streets).

Two public facilities, a cafeteria (Pastimes) and a bar/lounge (Bambino) are located on the ground floor of the Warehouse, and on the 7th floor the exclusive, members-only Camden Club.

The ballpark and Warehouse are separated by a 60' wide promenade extension of Eutaw Street.

PROJECT BACKGROUND

In April '87, the Maryland State Legislature authorized the creation of the Maryland Stadium Authority, to proceed with financing and planning a major professional sports complex, comprising 2 separate stadiums on the Camden Yards site which had been selected over 22 others.

Construction of the baseball park was contingent upon the Orioles signing a long-term lease. The football stadium would be built, within the 85-acre parcel, only if the National Football League awards Baltimore a franchise to replace the departed Colts.

On May 2, '88, the Orioles committed to that long-term lease (15 years). In a dramatic pre-game announcement at Memorial Stadium that evening on "Fantastic Fans" Night, Maryland Governor **William Donald Schaefer** told a crowd in excess of 50,000 that the Orioles and the MSA had reached an agreement that day that would bind the Orioles to Baltimore until they moved in 2006.

Among the fans there that night was a man who had helped make the agreement and the new ballpark possible, Orioles owner **Edward Bennett Williams**. It would be the last time he would ever see his ballclub play. He passed away 3 months later.

The MSA began acquiring the property in the Camden Yards area shortly after that, and in June '89, initiated the asbestos removal and demolition processes necessary to clearing the site for excavation and construction.

CAMDEN YARDS, A BRIEF HISTORY

The earliest event of historic interest in the Camden Yards area dates back to 1781-82 when the great French General Comte de Rochambeau and his forces camped there on the way to and from Yorktown, VA where they helped General George Washington overcome the British (General Cornwallis) in the final decisive battle of the Revolutionary War.

Nearly half a century later, in 1828, the B&O Railroad began construction of a rail line that would cross the Allegheny Mountains to the Ohio Valley. It was hoped that the new line would nullify the serious economic loss suffered in this area, as the result of the opening of the Erie Canal in New York State (1825).

During the long construction process, steam locomotives replaced horse-drawn (1832) and passenger service from Baltimore to Washington, out of the Clare Station (now the site of the B&O Railroad Museum, a few blocks from Camden Yards) commenced in 1835.

Finally, by late 1852, 24 years and 379 miles later, the B&O's Ohio Valley line reached its destination, Wheeling, WV. It was in that year also that the construction of Camden Station⁶ began. Five years later, in 1857, it opened and for a brief time was the largest railroad depot in the world.

By now, freight facilities, just below Camden Street, were also operational. The B&O was prospering, and Baltimore's population was growing dramatically.

Since the B&O owned the only rail line to Washington, every US president from 1857 to 1873 passed through Camden Station, enroute to or from the Capital. In that period, trains arriving at other stations in Baltimore, bound for Washington, had to be drawn by horse through the city to Camden Station (steam engines weren't allowed on the streets).

During the Civil War, Camden Yards played an historic role. On Apr 19, 1861, for example, Camden Station was witness to a confrontation between an angry mob of stone-throwing Southern sympathizers and a 220-man regiment of the 6th Massachusetts Infantry. The latter was part of a force of 75,000 Union troops ordered by **President Abraham Lincoln** to Washington to protect the Capital following the attack on Ft Sumter.

On Pratt Street just north of the station, the mob attempted to prevent the soldiers from entering the depot for the last leg of the trip, and in the fight that ensued, 4 soldiers and 12 civilians were killed and many more wounded. **These were the 1st casualties of the Civil War.**⁷

Camden Station also served, reportedly, as an important "underground railway" station, transporting freed slaves to the north.

President Lincoln made at least 3 historic trips through Baltimore and Camden Station:

(1) On his way to Washington for the inaugural after his election to the presidency, he slipped through the station earlier than intended to avoid crowds, after **Allan Pinkerton**, the 1st head of the US Secret Service who later founded a well-known detective agency, uncovered an assassination plot (Feb 23, 1861).

(2) Enroute to (and from) Gettysburg where he dedicated the battlefield cemetery in 1863 (Nov 19), and

(3) In 1865 (Apr 24), after his assassination, his funeral train stopped at Camden Yards where his casket was transferred to the rotunda at the Merchant's Exchange Building⁸. There his body lay in state for 4 hours before continuing the journey that would ultimately wind its way to Springfield, IL.

After the war between the states, the Camden section developed into a busy manufacturing area as well as a railroad center, and by the last decade of the 1890s, business was booming.

The Howard Street Tunnel which connected Mt Royal and Camden Stations, was finished in 1895 and, in 1898, **The Warehouse** was built as part of a major expansion of the yards' freight facilities. The 8-story structure could handle 60 freight cars on one side, and 100 wagons on the other, all at the same time.

Camden Yards continued to prosper well into the 20th century, and the depot never looked better than in 1912 when the B&O spent \$1 million to spruce it up prior to the Democratic National Convention in Baltimore that summer. It was during that convention that **Woodrow Wilson was nominated on the 46th ballot**⁹.

After World War II, however, railroads gradually lost their supremacy with the rapid development of the airline industry and the construction of the interstate highway system. The baggage building adjacent to the Station was closed in 1971, the Warehouse in 1974, and by 1980 Camden Station was handling only commuter trains between Baltimore and Washington.

Those commuter trains continue to run (operated by MARC) and will be an important element in the transportation system serving the new ballpark.

Camden Yards has played a significant role in Baltimore's (and the nation's) history and its economic development over the last 135 years. It served first and foremost as a rail center, then for a time as a manufacturing and industrial park.

Now, it takes on a new and exciting role, as the hub of American League Baseball in the 5-state region comprising Maryland, Delaware, Pennsylvania, Virginia and West Virginia, plus the District of Columbia.

RUTH'S CAFE

During the early 1900s ('06-'12), Babe Ruth's father operated Ruth's Cafe on the ground floor of the family residence, located at Conway Street & Little Poca. It was one of at least 5 saloons owned or managed by the elder Ruth

(George Herman Sr) at one time or other in this working class Camden neighborhood. Nickel beer and 10 cent soup prepared by the Babe's mother at lunchtime were specialties of the house.

The significance of the house/saloon at 406 Conway Street is simply that it was located in what is now centerfield at Oriole Park. A Frederick County archeological firm, Christopher Goodwin & Associates, with help from Babe's then 90-year-old sister, Mary "Mamie" Ruth Moberly, located the remains of the house beneath the asphalt at the loading docks of the former B. Green Warehouse.

The Babe didn't spend a lot of time at the house, actually. During that period when the Babe was between 11 and 17, he lived at St Mary's Industrial School in West Baltimore where he had been dispatched at the age of seven.

It was at St Mary's that he was ultimately signed to his 1st professional contract with Jack Dunn Sr in 1914. He made his professional debut with the International League Orioles soon after, but in July of that year his contract was sold to the Boston Red Sox. And, you know the rest of the story.

Footnotes to Oriole Park at Camden Yards:

1-Among other facilities designed by HOK are: The New Comiskey Park in Chicago, and Joe Robbie Stadium in Miami.

2-There are nearly 4,500 obstructed view seats at Memorial Stadium. At Oriole Park, closer to 100 are obstructed, most by safety railings required by building regulations.

3-At Memorial Stadium, the speakers are all clustered in centerfield.

4-The MSA has led a spirited campaign to regain an NFL franchise in Baltimore. The league's decision on that issue could come as soon as October of this year.

5-In the early 1820s, before the Erie Canal, Baltimore's trade volume had made it the 2nd largest city in the country.

6-Camden Station, now undergoing extensive renovation, is one of 3 structures in the Camden Yards area now listed on the National Register of Historic Places. The others are the Bromo Seltzer Tower (north of the ballpark on Eutaw), and the Marsh McLennan Building (Pratt & Howard), so designated because of its rare cast-iron front.

The Bromo Seltzer Tower, a replica of the tower atop the Palazzo Vecchio in Florence, was built in '11 by Captain Isaac Emerson whose company produced the then popular headache remedy.

A large replica of a Bromo-Seltzer bottle (51' high) was mounted on the top of the tower at one time, but was taken down in '36 for safety's sake. The building was given to the city of Baltimore some years ago by the Warner Lambert Company.

7-The attack at Ft Sumter had produced no casualties.

8-The Merchants Exchange Building was later demolished, and the Custom House, at 40 S. Gay St, now occupies that site.

9-After winning the Democratic primary, Wilson defeated both the Republican incumbent, 340-pound William Howard Taft, and former president Theodore Roosevelt, in the general election. Roosevelt, a one-time Republican headed the Progressive (Bull Moose) Party ticket.

MEMORIAL STADIUM

33rd Street & Ellerslie Avenue
(1954-1991)

For 38 years, it was home to the Baltimore Orioles who hosted more than 3,000 games there (3,036 to be exact, including 30 in post-season). They won some (1,706—more than their share), lost some (1,321—385 fewer) and, some ended in a tie (9).

The relationship between the Orioles and Memorial Stadium began officially on Apr 15, '54, and ended Oct 6, '91. In that time, some 51,268,000 paid to watch the Birds play baseball on 33rd Street (including post-season) in 2,746 playing dates.

Starting Up

After World War II, plans to erect a roof over the stands of the existing facility—known as Municipal Stadium—gave way to the realization that Baltimore would never get a major league franchise unless a new ballpark was built.

Construction of Baltimore's Memorial Stadium began on the site of the old in '49. A single deck concrete grandstand with no roof was completed in

'50 with 20,000 chair seats (there were nothing but benches in the original facility), and home plate was moved from its original location in what was to become leftfield. But, the stadium's external trappings were left unchanged, and it was still far from big league.

Soon after that, plans for improving the stadium further, to satisfy major league requirements, were suspended after a 2nd bond issue was defeated.

Finally in '53, bond issues were approved and work began anew. Despite the construction, the IL Orioles continued to play there (thru '53), as did the Baltimore Colts (nee Texans) when they emigrated from Dallas that same year.

Essentially the new stadium, seating capacity approximately 47,700, was completed in Oct '53, but refinements continued thru the spring of '54, the modern AL Orioles' 1st season in Baltimore.

The cost of the project, built on 28¾ acres of city-owned property was \$6 million.

Original Municipal Stadium

Municipal Stadium, completed in '22, was built expressly for football¹. However, when old Oriole Park (nw corner of Greenmount Ave & 29th Street intersection), owned by the (Jack) Dunn family, burned down on the night and early morning of July 3-4, '44, Municipal Stadium became, of necessity, the new home of the Orioles.

During a hastily scheduled 2-week road trip, the stadium was made ready for baseball. Later that year, the Orioles won the IL pennant, then captured the Little World Series. One of those games, on Oct 9, against the Louisville Colonels (champions of the American Assoc), drew an astonishing 52,833.

That crowd was 21,000 larger than the real World Series game between the Browns and Cardinals had attracted that afternoon in St Louis, and remained a Baltimore baseball record until the '66 World Series. That turnout was an important catalyst for the City's dream of acquiring big league status.

Mammoth Cavern

When the Orioles played their 1st game at the new ballpark, it was a mammoth, impersonal cavern (outfielder Gil Coan said at the time, "To play that outfield right, you need 5 outfielders."). It was 450' from home plate to dead centerfield (left and right center were almost as deep), and much of the playing field was surrounded by a green concrete wall, ranging from 8' to 14' high².

The outfield boundaries were ultimately contracted 4 times ('56, '59, '62 & '76), gradually reducing the distance to straightaway center some 45' to 405', and the power alleys accordingly³.

Stadium Changes/Improvements

Originally, the Orioles' dugout was on the 1st base side, and there was an 8' wall separating the front row of the boxes from the field. Baltimore led the world in foul territory.

The O's moved to the 3rd base dugout at the All-Star break in '59, but it wasn't until '61 that the field box seats (2,600 of them) were installed (necessitating construction of new dugouts), giving the stadium a warmer, more intimate atmosphere. It was at that time that the bullpens, originally located in the right and left field corners (in plain view) were moved behind the outfield fence.

In '64, 4 additional upper deck sections were added, increasing the capacity by another 2,600. In '70 (mid-season) a new scoreboard was constructed (in left field), and the original, squirrel-infested model demolished.

Subsequently, the splintery wooden benches (without backs) that covered the entire 2nd deck were replaced by chairs and metal benches with back rests and a 35th row was added.

In '80, 6 new towers, housing a new ticket window, ticket office space, storage areas and rest rooms, were completed. The last major improvement was finished in '85 and comprised expanded Orioles office space

and a large new state-of-the-art video board (Diamond Vision by subishi) was added in right-center field.

Footnotes for Memorial Stadium:

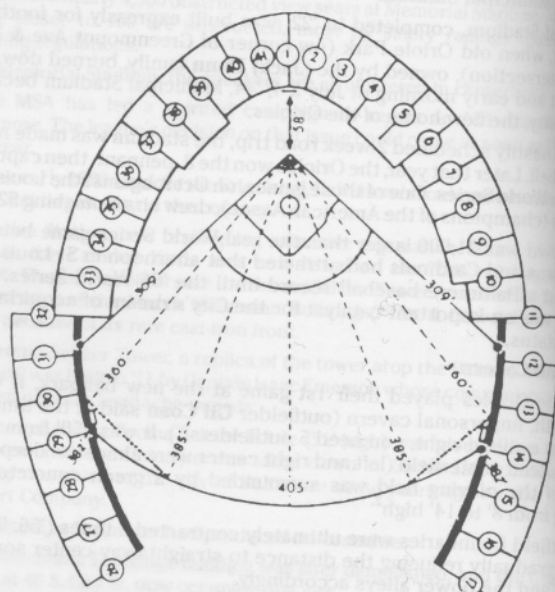
1-In '54, the site of 2 Army-Navy games ('22 & '44), the latter of which determined the national championship, but by and large it was under-utilized and became known as "lonely acres."

2-In '54, only 42 home runs were hit in 77 games at the stadium (a mere 0.54 per game). During the Birds' 1st 7 years there (thru '60), the Baltimore Orioles ranked last in the majors in homers every year.

3-By '87, the reduction of the outfield distances and greater emphasis on the long ball had resulted in a 5-fold increase in home run production at Memorial Stadium (235 in 82 games that year).

Firsts and Lasts in Memorial Stadium History

Game: 1st-Apr 15, '54—Orioles 3 (Bob Turley-cg), White Sox-1 (Virgil Trucks)...**Last:** Oct 6, '91—Tigers 7 (Frank Tanana-cg), Orioles-1 (Bob Miller)...**Pitch:** 1st-Bob Turley...**Last:** Tigers' Frank Tanana.
Batter: 1st-White Sox shortstop Chico Carrasquel...**Last:** O's shortstop Ripken Jr.



Additional measurements: Concrete wall—14 ft high. Wire fence—7 ft high

Out: 1st-White Sox 2nd baseman Nellie Fox flied out to Gil Coan (cf)...**Last:** Cal Ripken bounced into a 5-4-3 double play.

Run: 1st-O's catcher Clint Courtney homered off Chicago's Virgil Trucks leading off 3rd inning...**Last:** Tigers' Mickey Tettleton scored on Dave Bergman's ground out in 5th inning...The last Oriole to score was Mike Devereaux in the 1st inning on a ground out by Joe Orsulak.

Hit: 1st-White Sox shortstop Chico Carrasquel singled on 1st pitch...**Last:** Tigers' dh Cecil Fielder singled in the 8th inning... Glenn Davis was the last Oriole to get a hit, a single in the 7th.

Home Run: 1st-O's catcher Clint Courtney off Virgil Trucks leading off 3rd inning...**Last:** Sat, Oct 5 in 6th inning by Chito Martinez off Mark Leiter with one aboard (Glenn Davis)...No homers were hit in the final game.

Strikeout: 1st-O's rightfielder Vic Wertz (by Chicago's Virgil Trucks), 1st inning...**Last:** Orioles outfielder Mike Devereaux, 9th inning (by Tigers' Frank Tanana), but Devereaux also became the last Orioles base-runner when he reached on a 3rd strike passed ball by Mickey Tettleton.

RBI: 1st-O's catcher Clint Courtney homered in 3rd inning...**Last:** Tigers' 1st baseman Dave Bergman on fielders choice ground ball in 5th inning...**Last:** an Oriole: Outfielder Joe Orsulak's fielder's choice ground ball in 1st inning.

Putout: 1st-O's centerfielder Gil Coan (fly ball by Chicago's Nellie Fox)...**Last:** Tigers' 1st baseman Dave Bergman (5-4-3 double play).

Notes: The last Oriole pitcher to win a game at Memorial Stadium was relieved by Jim Poole on Sat, Oct 5 (over Mark Leiter).

There were a total of 4,743 home runs hit at Memorial Stadium, 2,487 by the Orioles and 2,256 by the opposition...In 27,727 innings, 23,471 runners crossed home plate (O's-12,221, opponents-11,250-regular season only).

PUBLIC TRANSPORTATION TO & FROM ORIOLE PARK

Baltimore METRO: The City's regional subway system, running from Owings Mills in northwest Baltimore County to downtown, is ideal for fans coming from Carroll and Baltimore Counties. Serving the corridors along I-795 and Maryland Routes 140 and Route 30, METRO provides more than 8,000 free parking spaces at stations along the way.

Two downtown stations, Lexington Market (Lexington & Eutaw) and Charles Center (Baltimore & Charles) are within a 5-10 minute walk of the ballpark. METRO passengers can also transfer to the LRT system at Howard and Lexington, or catch the Eutaw Street shuttle to complete the trip to Oriole Park's front door.

Light Rail (LRT): The brand new LRT will connect north central Baltimore County (Timonium), Baltimore City and northern Anne Arundel County (Glen Burnie) over a 22-mile stretch. LRT service from Timonium to Camden Yards, a 30-minute trip, will operate all season long. Additional service from Anne Arundel County will begin in late '92. There are 2 convenient LRT stations in the ballpark area: Pratt Street (just north of the park) and Camden Yards (immediately east of the Warehouse).

MARC Trains, Maryland's passenger railroad system operates trains to and from every game at several locations in and around the state, including:

From Washington, DC, and intermediate points (Prince George's, Montgomery, Howard, Anne Arundel & Baltimore Counties) via both the Camden and Penn Lines (CSXT & Amtrak corridors). The trip from Union Station to Camden Yards takes about 45 minutes.

From Frederick and Montgomery counties via the Brunswick Line (CSXT corridor), and from Cecil, Harford, and (northeast) Baltimore Counties via the Penn Line (Amtrak corridor).

Camden and Brunswick Line trains arrive at the new Camden Yards Terminal (east of the Warehouse), only a flyball away from Oriole Park.

Penn Line passengers arrive at Penn Station (North Charles St) where they can transfer to ballpark shuttle buses.

MTA BUSES: MTA offers direct service to the ballpark from 13 regional park-and-ride locations:

BWI Airport	Memorial Stadium	Benfield (Anne Arundel Cnty)
Parole (Annapolis area)	Carney (Baltimore Cnty)	Providence Rd (Baltimore Cnty)
Essex (Baltimore Cnty)	Severna Park (Anne Arundel Cnty)	Fallston (Harford Cnty)
Snowden River Pkwy (Columbia)	Marywood (Bel Air area)	Southwest (Catonsville)
White Marsh (Baltimore Cnty)		

Additionally, 24 MTA bus routes provide regular service from all points in the Baltimore region (more than 5 times the number that served the Memorial Stadium area). Most of these routes pass within a few blocks of the ballpark's Camden Street entrances and are particularly convenient to those coming from within the beltway.

MTA Shuttle Buses operate between the more distant parking areas and the ballpark: east-west on Pratt & Lombard Streets and north-south along the Eutaw & Paca Street corridor.

Arrival/Departure Features: Special bus zones have been established right next to Oriole Park. In many instances, bus patrons will arrive and depart within 50' of a gate. These special zones will be closer than 95% of the on-site/adjacent parking spaces serving the ballpark.

FARM NOTES continued from page 11

BLUEFIELD (Rookie): The Orioles finished 2nd in the Appalachian League and as a club were 2nd in batting (.254). The pitching staff was also 2nd in the League with a 3.12 era.

Clayton Byrne, an Australian, led the team in hits (71), total bases (97), and batting average (.321). He was named to the Appalachian League All-Star team.

GULF COAST (Rookie): The Orioles had the organization's top record (35-24, .593) and won the league title. They also had the best home record (20-9) in the GCL. After earning a bye in the 1st round, the O's were defeated in the championship series by the Expos, 2 games to 1.

The Orioles led the league in on base percentage (.345) and walks (276) while the pitching staff ranked 3rd in era (2.97).

Duane Thomas led the league in home runs (10) and was 5th in rbi (32). He also led the team in total bases (77). **Rich Forney** was 7-0 with a 2.19 era. He tied for the league lead in wins. He and Thomas were named to the Gulf Coast League All-Star team.

ORIOLES BIGGEST WINNERS SINCE START OF DIVISIONAL PLAY

(1969 thru 1991—23 Years)

Rank	Won-Lost	Pct	Rank	Won-Lost
1-ORIOLES	1996-1650	.547	14 Phillies	1813-1849
2-Dodgers	1999-1664	.546	15 Twins	1811-1847
3-Reds	1988-1672	.543	16 Angels	1796-1868
4-Red Sox	1975-1683	.540	17 Blue Jays (15 yrs)	1160-1211
5-Yankees	1964-1690	.537	18 Cubs	1766-1886
6-Pirates	1929-1725	.528	19 Expos	1767-1891
7-Athletics	1916-1747	.523	20 White Sox	1759-1892
8-Royals	1903-1753	.521	21 Brewers	1763-1898
9-Tigers	1881-1780	.514	22 Rangers	1721-1931
10-Cardinals	1866-1792	.510	23 Braves	1689-1962
11-Mets	1847-1810	.505	24 Indians	1643-2004
12-Astros	1833-1832	.5001	25 Padres	1640-2022
13-Giants	1817-1849	.496	26 Mariners (15 yrs)	1020-1354

O'S HAVE BEST RECORD 1960-1991

(Last 32 Years)

Rank	Won-Lost	Pct	Rank	Won-Lost
1-Orioles	2798-2295	.549	14-Phillies	2509-2593
2-Dodgers	2792-2316	.547	15-Blue Jays (15 yrs)	1160-1211
3-Yankees	2771-2329	.543	16-Angels	2410-2547
4-Reds	2759-2341	.541	17-Expos (23 yrs)	1767-1891
5-Pirates	2689-2406	.528	18-Brewers (23 yrs)	1763-1898
6-Tigers	2673-2437	.523	19-Astros (30 yrs)	2307-2490
7-Cardinals	2663-2435	.522	20-Braves	2447-2646
8-Royals (23 yrs)	1903-1753	.521	21-Cubs	2409-2684
9-Red Sox	2652-2453	.519	22-Mets (30 yrs)	2241-2547
10-Giants	2629-2481	.514	23-Indians	2364-2731
11-White Sox	2543-2558	.499	24-Rangers (31 yrs)	2242-2699
12-Twins (31 yrs)	2503-2448	.506	25-Padres (23 yrs)	1640-2022
13-Athletics	2514-2595	.492	26-Mariners (15 yrs)	1020-1354

AL/ NL CLUB RECORDS SINCE O'S RETURN TO MAJORS

(38 years, '54-'91—16 teams that existed in '54 only)

Rank	Won-Lost	Pct	Rank	Won-Lost
1 Yankees	3336-2688	.554	9 Pirates	3092-2927
2 Dodgers	3318-2715	.550	10 White Sox	3066-2959
3 Reds	3229-2795	.536	11 Braves	2986-3033
4 ORIOLES	3202-2812	.532	12 Phillies	2942-3084
5 Tigers	3133-2901	.519	13 Twins	2933-3096
6 Red Sox	3125-2904	.518	14 Indians	2898-3119
7 Cardinals	3109-2913	.516	15 Athletics	2878-3154
8 Giants	3105-2929	.515	16 Cubs	2813-3203

INSIDE-THE-PARK HOME RUNS

On June 8, '90, **Phil Bradley** would hit the 11th (off **Greg Cadaret**) and last inside-the-park home run in Memorial Stadium history, the 10th by an Oriole, and the only inside homer by anyone in the stadium's last 17 seasons as an AL ballpark. Bradley's drive was the 1st on 33rd Street since his childhood baby-sitter, **Al Bumbry**, hit one off the Yankees' **Steve Kline**, Apr 19, '74.

In 38 seasons only one visiting player ever hit an inside-the park home at Memorial Stadium. That was the Tigers' **Bill Tuttle**, on Jun 18, '55 off the O's **Jim McDonald**.

Bradley's remains the only inside-homer by an Oriole, home or away, since Bumbry connected in Chicago off **Jesse Jefferson** Aug 21, '76.

ORIOLES CAREER PITCHING LEADERS

ERA (500 or more innings)	STRIKEOUTS	GAMES
S. Miller 2.37	Palmer 2,212	Palmer 558
Wilhelm 2.42	McNally 1,476	T. Martinez 499
Watt 2.73	FLANAGAN 1,280	McNally, McNally 442
Dobson 2.78	Cuellar 1,011	FLANAGAN 408
Palmer 2.86	Pappas 944	Watt 363
O'Dell 2.86	Barber 918	McGregor 356
Hall 2.89	McGregor 904	Hall 342
Hardin 2.95	D. Martinez 858	D. Martinez 319
Phoebe 3.06	Boddicker 836	Stewart 307
Roberts 3.09	T. Martinez 584	S. Miller 297
WINS	INNINGS	SHUTOUTS
Palmer 268	Palmer 3,947.2	Palmer 53
McNally 181	McNally 2,653.0	McNally 33
Cuellar 143	FLANAGAN 2,283.0	Cuellar 30
FLANAGAN 141	McGregor 2,141.1	Pappas 26
McGregor 138	CuellarM 2,028.0	McGregor 23
Pappas 110	D. Martinez 1,775.1	Barber 19
D. Martinez 108	Pappas 1,632.0	FLANAGAN 17
Barber 95	Barber 1,415.0	Boddicker 13
Boddicker 79	Boddicker 1,273.2	Phoebe 11
Hall 65	H. Brown 1,032.0	D. Martinez 10
LOSSES	SAVES	WON-LOST PCT (Minimum 50 dec)
Palmer 152	T. Martinez 105	Stone656 (40-21)
FLANAGAN 116	OLSON 95	Palmer638 (268-152)
McNally 113	S. Miller 92	Bunker620 (44-27)
McGregor 108	Watt 72	Cuellar619 (143-88)
D. Martinez 93	Stoddard 57	Hall619 (65-40)
Cuellar 88	Hall 51	McNally616 (181-113)
Barber 75	Aase 50	Pappas598 (110-74)
Pappas 74	Stanhouse 45	Dobson581 (36-26)
Boddicker 73	Stewart 45	Dobson581 (36-26)
H. Brown 48	Wilhelm 40	Davis574 (54-40)

ORIOLES CAREER BATTING LEADERS

GAMES	AT BATS	RUNS
B. Robinson 2,986	B. Robinson 10,654	B. Robinson 1,232
Belanger 1,962	Murray 6,845	Murray 1,048
Murray 1,820	C. RIPKEN 6,305	C. RIPKEN 796
Powell 1,763	Powell 5,912	Bumbry 772
Blair 1,700	Belanger 5,734	Blair 737
C. RIPKEN 1,639	Blair 5,606	Singleton 684
Singleton 1,446	Singleton 5,115	Belanger 670
Bumbry 1,428	Bumbry 4,958	F. Robinson 555
Dempsey 1,237	Dauer 3,829	Dauer 448
Dauer 1,140	Dempsey 3,576	
HITS	DOUBLES	TRIPLES
B. Robinson 2,848	B. Robinson 482	B. Robinson 68
Murray 2,021	Murray 351	Bumbry 52
C. RIPKEN 1,762	C. RIPKEN 340	Blair 51
Powell 1,574	Blair 269	Aparicio 34
Singleton 1,455	Powell 243	C. RIPKEN 33
Blair 1,426	Singleton 235	Belanger 33
Bumbry 1,403	Bumbry 217	Grich 27
Belanger 1,304	Dauer 193	Murray 25
Dauer 984	D. Johnson 186	Brandt 22
D. Johnson 904	Belanger 174	Boyd 20
		Snyder 20
HOME RUNS	TOTAL BASES	RUNS BATTED IN
Murray 333	B. Robinson 4,270	B. Robinson 1,357
Powell 303	Murray 3,421	Murray 1,190
B. Robinson 268	C. RIPKEN 2,945	Powell 1,063
C. RIPKEN 259	Powell 2,748	C. RIPKEN 942
Singleton 182	Singleton 2,274	Singleton 767
F. Robinson 179	Blair 2,175	Blair 567
Triandos 142	Bumbry 1,883	F. Robinson 545
Blair 126	Belanger 1,604	Triandos 517
Gentile 124	F. Robinson 1,598	L. May 487
L. May 123	Triandos 1,351	Gentile 398
EXTRA BASE HITS	BATTING AVERAGE (Minimum 1,200 ab's)	STOLEN BASES
B. Robinson 818	Nieman303	Bumbry 252
Murray 709	Boyd301	Blair 167
C. RIPKEN 632	F. Robinson300	Aparicio 166
Powell 557	Murray295	Belanger 166
Blair 446	T. Davis291	Baylor 118
Singleton 436	Rettenmund284	Burford 85
F. Robinson 340	Singleton284	Gnich 77
Bumbry 322	Bumbry283	Wiggins 71
DeCinces 282	Lacy280	Murray 61
D. Johnson 268	Woodling280	Kelly 55
	Snyder280	
	C. RIPKEN270	
WALKS	GWRBI	
Powell 889; Singleton 885; B. Robinson 869; Murray 856; C. RIPKEN 688; Belanger 571; Bumbry 464; F. Robinson 460; Grich 457; Dempsey 422; Blair 420	B. Robinson 184; Murray 166; Powell 140; C. RIPKEN 124; Singleton 95; F. Robinson 83; L. May 77; Blair 67; Gentile 58; D. Johnson 57.	

ORIOLES YEAR-BY-YEAR LEADERS—BATTING

YR	AVG	HOMERS	RBI	STEELES
'54	Abrams .293	Stephens 8	Stephens 46	Coan 9
'55	Triandos .277	Triandos 12	Triandos 65	Diering 5
'56	Nieman .322	Triandos 21	Triandos 88	Pope 5
'57	Boyd .318	Triandos 19	Triandos 72	Francona 11
'58	Woodling .276	Triandos 30	Triandos 79	Piarcik 14
'59	Woodling .300	Triandos 25	Woodling 77	Piarcik 7
'60	B. Robinson .294	Hansen 22	Gentile 98	Breeding 10
'61	Gentile .302	Gentile 46	Gentile 141	Brandt 10
'62	B. Robinson .303	Gentile 33	Gentile 87	Brandt 9
'63	A. Smith .272	Powell 25	Powell 82	Aparicio* 40
'64	B. Robinson .317	Powell 39	B. Robinson* 118	Aparicio* 57
'65	B. Robinson .297	Blefary 22	B. Robinson 80	Aparicio 26
'66	F. Robinson* .316	F. Robinson* 49	F. Robinson* 122	Aparicio 25
'67	F. Robinson .311	F. Robinson 30	F. Robinson 94	Aparicio 18
'68	B. Robinson .253	B. Robinson 17	Powell 85	Buford 27
'69	F. Robinson .308	Powell 37	Powell 121	Blair 20
'70	F. Robinson .306	Powell 35	Powell 114	Blair 24
'71	Rettenmund .318	F. Robinson 28	F. Robinson 99	Buford 15
'72	Grich .278	Powell 21	Powell 81	R't't'nm'nd 15
'73	T. Davis .306	Williams 22	T. Davis 89	Baylor 24
'74	T. Davis .289	Grich 19	T. Davis 84	Baylor 32
'75	Singleton .300	Baylor 25	L. May 99	Baylor 29
'76	Singleton .278	R. Jackson 27	L. May* 109	Bumbry 42
'77	Singleton .328	L. May 27	L. May 99	Kelly 25
'78	Singleton .293	Murray 27	Singleton 99	
'79	Murray .295	DeCinces 28	Murray 95	Harlow 14
	Singleton .295	Singleton 35	Singleton 111	Bumbry 37
'80	Bumbry .318	Murray 32	Murray 116	Bumbry 44
'81	Murray .294	Murray+ 22	Murray* 78	Bumbry 22
'82	Murray .316	Murray 32	Murray 110	Bumbry 10
'83	C. Ripken .318	Murray 33	Murray 111	Shelby 15
'84	Murray .306	Murray 29	Murray 110	Shelby 12
'85	Murray .297	Murray 31	Murray 124	Wiggins 30
'86	Murray .305	C. Ripken 25	Murray 84	Wiggins 21
'87	Sheets .316	Sheets 31	C. Ripken 98	Wiggins 20
'88	Murray .284	Murray 28	Murray 84	Stanicek 12
'89	Bradley .277	Tettleton 26	C. Ripken 93	Devereaux 22
'90	Finley .256	C. Ripken 21	C. Ripken 84	Finley 22
'91	C. Ripken .323	C. Ripken 34	C. Ripken 114	Devereaux 16

*-Led league +Tied for League lead

300 HITTERS

Avg	Player(s)
.328	Singleton-'77
.323	C. Ripken-'91
.322	Nieman-'56
.318	Boyd-'57, Rettenmund-'71, Bumbry-'80, C. Ripken-'83
.317	B. Robinson-'64, Bumbry-'77
.316	F. Robinson-'66*, Murray-'82, Sheets-'87
.311	F. Robinson-'67
.308	F. Robinson-'69
.306	F. Robinson-'70, T. Davis-'73, Murray-'83, Murray-'84
.305	Murray-'86
.304	Powell-'69, Singleton-'80, C. Ripken-'84
.303	B. Robinson-'62
.302	Gentile-'61
.300	Woodling-'59, Singleton-'75, Murray-'80

Total: 27 in 38 years (min 477 plate app thru '60, and 502 plate app from '61)...Murray (5 times), F. Robinson (4), C. Ripken & Singleton (3), Bumbry & B. Robinson (2).

100 RBI SEASONS

RBI	Player(s)
141	Gentile-'61
124	Murray-'85
122	F. Robinson-'66*
121	Powell-'69
118	B. Robinson-'64*
116	Murray-'80
114	Powell-'70, C. Ripken-'91
111	Singleton-'79, Murray-'83
110	Murray-'82, Murray-'84, C. Ripken-'85
109	Powell-'66, L. May-'76*
104	Singleton-'80
102	C. Ripken-'83
100	B. Robinson-'66, F. Robinson-'69

Notes: Nineteen O's have driven in 100 or more runs in a season. The leaders: Murray (5 times), Powell & C. Ripken (3), Brooks & Frank Robinson, and Ken Singleton (2 each).

30 HR SEASONS

HR	Player(s)
49	F. Robinson-'81
46	Gentile-'61
39	Powell-'64
37	Powell-'69
35	Powell-'70, Singleton-'73
34	Powell-'66, C. Ripken-'91
33	Gentile-'62, Murray-'83
32	F. Robinson-'80, Murray-'82
31	Murray-'85, Sheets-'87
30	Triandos-'58, Robinson-'67, Murray-'87

Notes: There have been 18 30-homer seasons since '54. Frank Robinson is the only Oriole to have led AL outright in home runs. Murray tied w/22 in '81...Ldrs: Murray-5, Powell-4, FRob-3, Gentile-2.

ORIOLES YEAR-BY-YEAR LEADERS—PITCHING

YR	WON	LOST	INNINGS	ERA	YR
'54	Turley 14	Larsen* 21	Coleman 221	Pilette 3.12	'54
'55	Wilson 12	Wilson* 18	Wilson 235	Wilson 3.45	'55
'56	Moore 12	Wight 12	Moore 185	C. Johnson 3.42	'56
'57	C. Johnson 14	Moore 13	C. Johnson 242	C. Johnson 3.20	'57
'58	Portocarrero 15	Harshman 15	Harshman 236	Harshman 2.90	'58
'59	Pappas 15	ODell 12	Wilhelm 226	Wilhelm* 2.19	'59
	Wilhelm 15				
'60	Estrada+ 18	Estrada 11	Estrada 209	Brown 3.06	'60
		J. Fisher 11			
		Pappas 11			
'61	Barber 18	Fisher 13	Barber 248	Pappas 3.03	'61
'62	Pappas 12	Estrada+ 17	Estrada 223	Roberts 2.78	'62
'63	Barber 20	Barber 13	Barber 259	Barber 2.75	'63
		Roberts 13			
'64	Bunker 19	Barber 13	Pappas 252	Bunker 2.69	'64
'65	Barber 15	Barber 10	Barber 221	Pappas 2.61	'65
		Pappas 221			
'66	Palmer 15	Palmer 10	McNally 213	McNally 3.17	'66
'67	Phoebeus 14	S. Miller 10	Phoebeus 208	Phoebeus 3.33	'67
		Richert 10			
'68	McNally 22	Phoebeus 15	McNally 273	McNally 1.95	'68
'69	Cuellar 23	Cuellar 11	Cuellar 291	Palmer 2.34	'69
'70	Cuellar+ 24	Palmer 10	Palmer+ 305	Palmer 2.71	'70
	McNally+ 24				
'71	McNally 21	Cuellar 9	Cuellar 292	Palmer 2.68	'71
		Palmer 9			
'72	Palmer 21	Dobson+ 18	Palmer 274	Palmer 2.07	'72
'73	Palmer 22	McNally 17	Palmer 296	Palmer* 2.40	'73
'74	Cuellar 22	Grimsley 13	Grimsley 296	Grimsley 3.07	'74
'75	Palmer+ 23	Grimsley 13	Palmer 323	Palmer* 2.09	'75
'76	Palmer* 22	Cuellar 13	Palmer* 315	Palmer 2.51	'76
		Palmer 13			
'77	Palmer+ 20	R. May 14	Palmer* 319	Palmer 2.91	'77
'78	Palmer 21	Flanagan 15	Palmer* 296	Palmer 2.46	'78
'79	Flanagan* 23	D. Martinez 16	D. Martinez* 292	Flanagan 3.08	'79
'80	Stone* 25	Flanagan 13	McGregor 252	Stone 3.23	'80
'81	D. Martinez+ 14	Palmer 8	D. Martinez 179	Stewart 2.33	'81
		Stewart 8			
'82	D. Martinez 16	D. Martinez 12	D. Martinez 252	Palmer 3.13	'82
		McGregor 12			
'83	McGregor 18	D. Martinez 16	McGregor 260	Boddicker 2.77	'83
'84	Boddicker* 20	Flanagan 13	Boddicker 261	Boddicker 2.79	'84
'85	McGregor 14	Boddicker 17	McGregor 204	Dixon 3.67	'85
'86	Boddicker 14	McGregor 15	Boddicker 218	Flanagan 4.24	'86
'87	Bell 10	Bell 13	Boddicker 226	Boddicker 4.18	'87
	Boddicker 10				
	Schmidt 10				
'88	Ballard 8	Bautista 15	Bautista 172	Bautista 4.30	'88
	Schmidt 8	Tibbs 15			
'89	Ballard 18	Schmidt 13	Milacki 243	Ballard 3.43	'89
'90	D. Johnson 13	Harnisch 11	Harnisch 189	D. Johnson 4.10	'90
		Ballard 11			
'91	Milacki 10	Ballard 12	Milacki 184	Milacki 4.01	'91

*-Led league +Tied for league lead

ORIOLES' HOME RUN AND RBI RECORDS BY POSITION

Pos	Player	HR	Yr	Pos	Player	RBI	Yr
1B	Jim Gentile	45* (46)	'61	1B	Jim Gentile	139* (141)	'61
2B	Bobby Grich	19	'74	2B	Bobby Grich	82	'74
3B	Brooks Robinson	28	'64	3B	Brooks Robinson	118	'64
SS	Cal Ripken Jr	34	'91	SS	Cal Ripken Jr	114	'91
LF	Boog Powell	39	'64	LF	Boog Powell	94* (99)	'64
CF	Paul Blair	26	'69	CF	Paul Blair	76	'69
RF	Frank Robinson	47* (49)	'66	RF	Frank Robinson	117* (122)	'66
C	Gus Triandos	30	'58	C	Gus Triandos	78* (79)	'58
P	Jack Harshman	6	'58	P	Jack Harshman	14	'58
DH	Lee May	25	'78	DH	Tommy Davis	83* (89)	'73
					Ken Singleton	83* (84)	'74
						83* (84)	'73

*HR & RBI at that position only. Total HR/RBI for season are in parentheses.

BALTIMORE ORIOLES RECORDS

1954 thru 1991

BATTING

Individual—By Game

Most Hits.....5.....	Accomplished 29 times: 3 times —Luis Aparicio '66; Cal Ripken [8/22/82 vs. Tex (A), 9/3/83 vs. Min. 5/5/85 vs. Min. (A)] ... Twice —Don Baylor, Bob Al Bumbry, Tommy Davis, Brooks Robinson
Most Hits, M.S.5.....	Accomplished 4 times: Jerry Adair [8/24/62—vs. Bob Boyd† [9/15/57 vs. Cle.] Rich Dauer [8/26/61], Billy Goodman † [9/15/57—vs. Cle.]
Most Runs.....4.....	Accomplished 29 times: 3 times by Merv Rettenmund and most recently by Randy Milligan [6/16/91 vs. Tex.] and Brady Anderson [6/23/91 vs. K.C. (A)]
Most RBI9.....	Jim Gentile —May 9, '61 vs. Minnesota (A) Eddie Murray —Aug. 26, '85 vs. California (A)
Most RBI M.S.7.....	Boog Powell —Jul. 6, '66 vs. K.C. A's Eddie Murray —May 18, '86 vs. Oakland
Most RBI, Opp.8.....	Mike Epstein —Jun. 19, '70, Washington (H)
Most RBI, D-header ..11.....	Boog Powell —Jul. 6, '66 vs. K.C. A's (H)
Most Doubles.....4.....	Charlie Lau —Jul. 13 '62 vs. Cleveland (H) Dave Duncan —Jun. 30, '75 vs. Boston (A)
Most Triples3.....	Al Bumbry —Sep. 22, '73 vs. Milwaukee (A)
Most Home Runs.....3.....	See Home Run Section on page 41.
Most Total Bases.....13.....	Eddie Murray (twice)—Sep. 14, '80 vs. Toronto (A), Aug. 26 '85 vs. California (A) Boog Powell —Aug. 15, '66 vs. Boston (A) Cal Ripken —Sep. 3, '83 vs. Minnesota (A) Dan Ford —July 20, '83 vs. Seattle (A) Lee Lacy —June 8, '86 vs. New York (A)
Most Total Bases, M.S.12.....	Bobby Grich —Jun. 18, '74 vs. Min. Juan Beniquez —Jun. 12, '86 vs. New York Randy Milligan —Jun. 9, '90 vs. New York
Most Total Bases, Opp.16.....	Rocky Colavito —Jun. 10, '59, Cleveland (H)
Most Stolen Bases3.....	Accomplished 14 times: 5 times —Luis Aparicio, Don Baylor ; Once — Paul Blair , Don Buford , Bumbry , Mike Devereaux [5/17/91 vs. California (H)] Steve Finley , Larry Harlow .
Most Stolen Bases, Opp.4.....	Rickey Henderson —Jun. 26, '85, New York (A) Dave Collins —Aug. 5, '84, Toronto (H)
Most Base on Balls.....5.....	Bobby Grich —Aug. 9, '75 vs. Chicago (A)
Most Strikeouts.....5††.....	Don Buford —Aug. 26, '71 vs. Chicago (A). [9 int consecutive] Phil Bradley —Sep. 7, '89 vs. Texas (A)
Most Strikeouts, Extra Inning Game.....6††.....	Sam Horn —July 17, '91 vs. Kansas City (A) [15 int consecutive]
Most Consecutive Hits, 2 or More Games.....10.....	Ken Singleton —Aug. 26–28, '81
Most Consecutive Times, Reached Safely.....13.....	Jim Dwyer —Sep. 29 thru Oct. 2, '82 [5 walks/8 hits]
Most Times Reaching Base on Error.....3††.....	Phil Bradley —Aug. 4, '89 vs. Texas (H)

†—Boyd & Goodman were the first two of only 4 O's to get 5 hits in one game in 38 seasons at Memorial Stadium, and they did it in the same game, Sep. 15, '57.
††—Ties Major League Record

HITTING FOR CYCLE

Brooks Robinson Jul. 15, '60—vs. Chicago (A) [5 hits ... 2 singles]
Cal Ripken May 6, '84—vs. Texas (A) [4 hits]

VS. O'S: **Tony Horton**, Cle., Jul. 2, '70 (at Bal.); **Larry Hise**, Min., Jun. 4, '76 (at Bal.); **George Brett**, K.C., May 28, '79 (at K.C.); **Bob Watson**, Bos., Sep. 15, '79 (at Bal.); **Tony Phillips**, Oak., May 16, '86 (at Bal.); **Mike Greenwell**, Bos., Sep. 14, '88 (at Bos.).

Individual—By Season(s)

Most Games.....163.....	Brooks Robinson'61, '64
Most Consec. Games, One or More Seasons1,573.....	Cal RipkenCurrent thru '91
Most Consec Games at one position ..1,546.....	Cal RipkenCurrent thru '91
Most Consec. Innings, One or More Seasons8,243.....	Cal RipkenJune 5, '82 thru Sep. 14, '87
Most At Bats668.....	Brooks Robinson'61
Most Plate Appnces ..736.....	Brooks Robinson'61
Most Runs122.....	Frank Robinson'66
Most Hits211.....	Cal Ripken'83
.....210.....	Cal Ripken'91
.....205.....	Al Bumbry'80
Most Total Bases368.....	Cal Ripken'91
Most Singles158.....	Al Bumbry'80
Most Doubles47.....	Cal Ripken'83
Most Triples12.....	Paul Blair'67
Most HR, RHB49.....	Frank Robinson'66
Most HR, LHB46.....	Jim Gentile'61
Most Extra Base Hits ..85.....	Frank Robinson'66
.....	Cal Ripken'91
Most RBI, LHB141.....	Jim Gentile'61
Most RBI, RHB122.....	Frank Robinson'66
Most RBI, SWB124.....	Eddie Murray'85
Most RBI, Month32.....	Mike YoungAug. '85
Most GWRBI.....21.....	Jim Gentile (un-official).....'61
.....20.....	Eddie Murray'82
Most Consec. Games Hit Safely22.....	Eddie Murray'84
.....	Doug DeCinces\$78-'79
Most Sac. Hits23.....	Mark Belanger'75
Most Sac. Flies11.....	Cal Ripken'87
Most Stolen Bases57.....	Luis Aparicio'64
Most Walks118.....	Ken Singleton'75
Most Int. Walks25.....	Eddie Murray'84
Most Strikeouts160.....	Mickey Tettleton'90
Fewest Strikeouts19.....	Rich Dauer (618 app.).....'80
.....7.....	Clint Courtney (437 app.-non-qualifier).....'54
Most Hit by Pitch20.....	Bobby Grich'74
Most GDP.....32.....	Cal Ripken'85
.....29.....	Brooks Robinson'60
Most Pinch Hits24*.....	Dave Philley'61
Most Consec. Pinch Hits6.....	Bob Johnson'64
Most Pinch-Hit RBI.....18.....	Dave Philley'61
Highest Batting Avg.328.....	Ken Singleton (536-176).....'77
Highest Slugging Avg.646.....	Jim Gentile (486-314).....'61
Highest On-Base Pct.438.....	Ken Singleton (651-285).....'77

Club Batting (Game, Inning)

Most Runs, Inning10.....	Jul. 8, '69—vs. New York (H) Apr. 29, '79—vs. Oakland (A) Aug. 21, '85—vs. Seattle (A)
Most Runs, Game19.....	Aug. 28, '67—vs. Cleveland (A)
Most Runs, Game, M.S.....18.....	Sep. 28, '73—vs. Cleveland (H)
Most Runs, Game, Both Clubs34.....	Jun. 26, '78—Tor.-24, Bal.-10 (A) 27.....Jun. 8, '86—Bal.-18, N.Y.-9 (A)
Most Runs, Game, Both Clubs, M.S.....26.....	Aug. 14, '55—N.Y.-20, Bal.-6
Most Runs Yielded, Inning12.....	Aug. 10, '65—to Boston (A)

*—American League Record

†—DeCinces' 22—Game Streak: 9/8/78 thru 4/6/79.

†—Only 2 O's to get 200 hits in one season.

Most Runs Yielded, Inning M.S.	11	May 11, '62—to Washington
Most Runs Yielded, Game	24	Jun. 26, '78—to Toronto (A)
Larg. Win Margin	20	Aug. 14, '55—to New York (H)
Larg. Loss Margin	17	Jul. 27, '69—vs. Chicago (H), [17-0]
Most Hits, Inning	16	Apr. 30, '60—to New York (H), [0-16]
Most Hits Yielded, Inning	9	Jul. 8, '69—vs. New York (H)
Most Hits Yielded, Inning	11	Aug. 28, '80—vs. California (H)
Most Hits, Game	26	Sep. 20, '83—to Detroit (A)
Most Hits, Game Both Clubs	41	Aug. 28, '80—vs. California (H), [9 innings]
Most Hits, Doubleheader	40	May 14, '83—Tex.-22, Bal.-19 (A), [11 innings]
Most Hits Yielded, Game	35	Aug. 28, '80—Cal.-14, Bal.-26 (H), [9 innings]
Most Hits Yielded, Game, M.S.	26	Jun. 23, '91—vs. Kansas City (A)
Most Doubles, Game	24	Apr. 23, '81—to Chicago (A), [9 innings]
Most Triples, Game	23	Jun. 26, '78—to Toronto (A), [9 innings]
Most Home Runs, Game	8	Jun. 19, '88—to Boston [9 innings]
Most Total Bases, Game	23	Aug. 26, '54—vs. Boston (H), Sep. 7, '65—vs. N.Y. (A), Jun. 30, '66—vs. Kansas City (A), Aug. 28, '81—California (H)
Most Total Bases, Game, Opp.	3	4 Times—Most recently: Sep. 22, '73—vs. Milwaukee (A), all by Al Bumbry
Most Extra Base Hits, Game	7	See "Home Run" section below
Most Stolen Bases, Game	41	Sep. 16, '85—vs. Detroit (A)
Most Stolen Bases, Game, Opp.	40	May 9, '87—vs. Chicago (A)
Most Left on Base, Game	53	Sep. 14, '87—by Toronto (A)
Most Left on Base, 9 inn.	10	May 9, '87—vs. Chicago (A)
Most Strikeouts, Game	12	Sep. 16, '85—vs. Detroit (A)
Most Strikeouts, Game, extra inn.	12	Sep. 20, '84—vs. Boston (H)
Most Walks, Game	15	June 21, '87—by Detroit (H)
Most Walks, Game, extra inn.	21	Sep. 14, '87—by Toronto (A)
Most Strikeouts, Game, extra inn.	21	Sep. 12, '62—vs. Wash. (H) (16 inn.)—all by Tom Chatterton
Most Walks, Game	15	Sep. 28, '73—vs. Cleveland (H)—Wilcox 5, Lamb 4, Johnson 5, Bosman 1

Club Batting (Season)

Highest Average	.273	'80	Most Extra Base Hits	478	'77
Lowest Average	.225	'68	Most GDP	159	'85
Highest Slugging Pct.	.430	'85	Most Sacrifice Hits	110	'85
Most Runs	818	'85	Most Sacrifice Flies	59	'85
Most Hits	1523	'80	Most Stolen Bases	150	'85
Most Total Bases	2370	'85	Most Walks	717	'85
Most Doubles	283	'83	Most Intentional Walks	69	'85
Most Triples	49	'54	Most Strikeouts	1019	'64
Most Home Runs	214	'85	Most Hit by Pitch	58	'77

†—Major League Record

THE ORIOLES' "20-20" CLUB

Three Orioles in 37 seasons have hit at least 20 homers and stolen at least 20 bases in the same season:

1969—Paul Blair (hr-26, sb-20)
1975—Don Baylor (hr-25, sb-32)
1976—Reggie Jackson (hr-27, sb-28)

HOME RUNS RECORDS

Individual

Most, Consecutive	4††	Don Baylor—Jul. 1-2, '75—vs. Bos. (A)—1, vs. Det. (A)—3
Most, Game	3	Accomplished 14 times
3 Times	Eddie Murray	Aug. 29, '79—vs. Minnesota (A-Metro)
		Sep. 14, '80—vs. Toronto (A-Exhib. Stadium)
		Aug. 26, '85—vs. California (A)
Boog Powell		Aug. 10, '63—vs. Washington (A-RFK)
		Jun. 27, '64—vs. Washington (A-RFK)
		Aug. 15, '66—vs. Boston (A)
Once	Don Baylor	Jul. 2, '75—vs. Detroit (A)
	Juan Beniquez	Jun. 12, '86—vs. New York (H)
	Paul Blair	Apr. 29, '70—vs. Chicago (A)
	Curt Blefary	Jun. 16, '67—vs. California (A)
	Dan Ford	Jul. 20, '83—vs. Seattle (A)
	Bobby Grich	Jun. 18, '74—vs. Minnesota (H)
	Lee Lacy	Jun. 8, '86—vs. New York (A)
	Randy Milligan	Jun. 9, '90—vs. New York (H)
Most, Game, M.S.	3	Bobby Grich—Jun. 18, '74 vs. Min.
		Juan Beniquez—Jun. 12, '86 vs. N.Y.
		Randy Milligan—Jun. 9, '90 vs. N.Y.
Most Game, by Opp., M.S.	4††	Rocky Colavito—Jun. 10, '59, Cleveland
	3	Manny Jimenez—Jul. 4, '64, K.C. A's
		Lee Stanton—Jul. 10, '73, California
Most, Game, by Opp., Road	3	Preston Ward—Sep. 9, '58, K.C. A's
		Bill Madlock—June 28, '87, Detroit
		Ernie Whitt—Sep. 14, '87, Toronto
		Harold Baines—May 7, '91, Oakland
Most, Season	49	Frank Robinson, '66

(1) .. 49 .. Frank Robinson (rhh) —'66	(10) .. 33 .. Eddie Murray (swb) —'83
(2) .. 46 .. Jim Gentile (lhb) —'61	(11) .. 32 .. Frank Robinson (rhh) —'89
(3) .. 39 .. Boog Powell (lhb) —'64	(12) .. 32 .. Eddie Murray (swb) —'80
(4) .. 37 .. Boog Powell (lhb) —'69	(13) .. 32 .. Eddie Murray (swb) —'82
(5) .. 35 .. Boog Powell (lhb) —'70	(14) .. 31 .. Eddie Murray (swb) —'85
(6) .. 35 .. Ken Singleton (swb) —'79	(15) .. 31 .. Larry Sheets (lhb) —'87
(7) .. 34 .. Boog Powell (lhb) —'66	(16) .. 30 .. Gus Triandos (rhh) —'58
(8) .. 34 .. Cal Ripken (rhh) —'91	(17) .. 30 .. Frank Robinson (rhh) —'67
(9) .. 33 .. Jim Gentile (lhb) —'62	(18) .. 30 .. Eddie Murray (swb) —'87

See Also, "30 Home Run" Club, page 36

Most, Season, M.S.	27	Frank Robinson—'66
Most, Season, Rookie	28	Cal Ripken—'82
Most, Season, Pitcher	6	Jack Harshman—'58
Most, Lifetime, Oriole	333	Eddie Murray—'77-'88
	303	Boog Powell—'61-'74
	268	Brooks Robinson—'55-'77
Most, Lifetime, M.S.	160	Eddie Murray—'77-'88
	138	Brooks Robinson—'55-'77
	133	Boog Powell—'61-'74
Most Multi-Homer Games, Season	7	F. Robinson—'66
Most Multi-Homer Games, Career	20	Eddie Murray—'77-'88
		Boog Powell—'61-'74
Most Grand Slams, Season	5	Jim Gentile—'61
Most Grand Slams, Game	2††	Jim Gentile—May 9, '61—vs. Minnesota (A)
		Frank Robinson—Jun. 26, '70—vs. Washington (A)
Most Grand Slams, Lifetime	14	Eddie Murray—'77-'88
Most, Season, vs. One Opponent	11	Frank Robinson—vs. Detroit, '66
Most, Season, by One Opponent	9	Frank Howard—Washington, '68
Most, Season, by Opponent, M.S.	5	Rocky Colavito—Detroit, '59
		Tony Perez—Boston, '80
		Jim Sundberg—Texas, '80
Most Lifetime, by Opponent	70	Harmon Killebrew—'55-'75
Most, Lifetime, by Opponent, M.S.	30	Harmon Killebrew—'55-'75
Most, Pinch-Hit Season	3	Whitey Herzog—'62
		Sam Bowens—'67
		Pat Kelly—'79
		Jim Dwyer—'86
		Sam Horn—'91
Most, Lifetime Pinch-Hit, O's	9	Jim Dwyer—'80-'88

††—Ties Major League Record

Most Consecutive
Gms. Hit HR6.....Reggie Jackson—Jul. 18–23, '76

Most Extra Innings
HRS, Game2††...Mike Young—May 28, '87 vs. California (H)

Most Times Career, Hit-
ting HRs Left & Right-
handed, Same Game .8....Eddie Murray

Most Times Season, Hit-
ting HRs Left & Right-
handed, Same Game .2††...Eddie Murray (twice): '82—Apr. 24 vs. Chicago (H)
Aug. 26 vs. Toronto (H); '87—May 8–9 vs. Chicago (A)

Most Consecutive
Games Hitting HRS
Left & Right-handed .2†...Eddie Murray—'87—May 8–9 vs. Chicago (A)

Club Records (Game & Inning)

Most, Game7.....May 17, '67—vs. Boston (A) [Blair, B. Robinson, F.
inson, Etchebarren, Bowers, Powell, Johnson]
Aug. 26, '85—vs. California (A) [Murray—3, Sheldy
Rayford, Roenicke, Dempsey]

Most, Game, M.S.6.....May 28, '87—vs. California

Most, Game, Opp.10†... Sep. 14, '87—by Toronto (A)

Most, Game, Opp., M.S.6.....Jun. 10, '59—Cleveland [Colavito—4, B. Martin, M.
Most, Game, Opp., M.S.6.....Jun. 10, '59—Cleveland [Colavito—4, B. Martin, M.
Both Clubs11††... Sep. 14, '87—Toronto-10, Baltimore-1 (A)

Most, Game, Opp., M.S.8.....May 28, '87—Baltimore-6, California-2

Most, Inning4.....May 17, '67—vs. Boston (A) [Etchebarren, Bowers,
Powell, D. Johnson]

Most, Succession3.....Apr. 30, '61—Detroit (A) [Gentile, Triandos, Hansen]
Sep. 10, '65—vs. K.C. (H) [B. Robinson, Belfary, A.
Sep. 4, '69—vs. Detroit (A) [F. Robinson, Powell, B.
Robinson]
May 8, '79—vs. Oakland (H) [Murray, L. May, Roenicke]
Sep. 16, '85—vs. Detroit (A) [Ripken, Murray, Lynn]

Most, 11 consecutive
games32†... May 8–18, '87

Most, 12 consecutive
games35†... May 8–19, '87

Most, 13 consecutive
games36†... May 8–20, '87

Most, 14 consecutive
games38†... May 8–22, '87

Most consecutive
games, 2 or more9††... May 8–16, '87

Club Records (Season)

Most, Season214.....'85

Most, Season, M.S.110.....'87

Most, Season, Opp.226†... '87

Most, Season, O's
& Opponents437†... '87

Most, vs. One Club32... (vs. Det., 18 games)

Most, Month26... (vs. Cle. & Det., 13 games)

58†..... May 1

Most, Opponents, M.S.125.....

Most, O's & Opp., M.S.235.....

Most, Pinch-Hit11**.....

Most, Grand Slams8... '70, '79, '83, '84

Most Pinch Grand Slams3††.....

††Ties Major League Record
**American League Record
†Major League Record

GRAND SLAM HOME RUNS

Lifetime Grand Slams by Current Orioles
(Site of Slam in Parenthesis)

TOTAL	AT BAL.	PLAYER
6	1	Dwight Evans
		(1) Jun. 6, '75 vs. Min. (Bos.) —Joe Decker (RHP)
		(2) Jul. 5, '84 vs. Cal. (Bos.) —Bruce Kison (RHP)
		(3) Apr. 15, '87 vs. Tex. (Bos.) —Dale Mohorcik (RHP)
		(4) May 19, '89 vs. Oak. (Oak.) —Dennis Eckersley (RHP)
		(5) Jun. 17, '89 vs. Chi. (Chi.) —Melido Perez (RHP)
		(6) Jul. 26, '91 vs. Oak. (Bal.) —Gene Nelson (RHP)
3	0	Sam Horn
		(1) Aug. 10, '87 vs. Tor. (Bos.) —Jose Nunez (RHP)
		(2) Sep. 14, '90 vs. Tor. (Tor.) —Duane Ward (RHP)
		(3) Apr. 15, '91 vs. Mil. (Mil.) —Ed Nunez (RHP)
2	2	Cal Ripken
		(1) Sep. 14, '82 vs. N.Y. (Bal.) —Mike Morgan (RHP)
		(2) Jul. 13, '89 vs. Oak. (Bal.) —Tim Conroy (LHP)
1	0	Chris Hoiles
		Jun. 23, '91 vs. K.C. (K.C.) —Jeff Montgomery (RHP)
1	1	Randy Milligan
		Jul. 23, '91 vs. Cal. (Bal.) —Bryan Harvey (RHP)
1	0	Joe Orsulak
		Jun. 16, '91 vs. Tor. (Tor.) —Duane Ward (RHP)
1	0	Mike Devereaux
		July 23, '90 vs. Det. (Det.) —Clay Parker (RHP)

42

GRAND SLAMS BY ORIOLES

1954 thru 1991

TOTAL	AT BAL.	PLAYER	TOTAL	AT BAL.	PLAYER
14	9	Eddie Murray	1	1	Benny Ayala
7	4	Boog Powell	1	1	Frank Baker
6	2	Jim Gentile	1	1	Phil Bradley
6	4	Brooks Robinson	1	0	Jim Busby
5	3	Doug DeCinces	1	0	Mike Cuellar
5	5	Lee May	1	0	Mike Devereaux
5	1	Gary Roenicke	1	1	Jim Dwyer
5	2	Ken Singleton	1	1	Jim Dyck
5	1	Gus Triandos	1	1	Dwight Evans
4	3	Terry Crowley	1	0	Steve Finley
4	3	Pat Kelly	1	1	Dan Ford
4	2	Fred Lynn	1	1	Tito Francona
3	2	Paul Blair	1	0	Dan Graham
3	2	Curt Blefary	1	0	Chris Hoiles
3	1	Reggie Jackson	1	1	Dave Johnson
3	1	John Lowenstein	1	1	Bob Kennedy
2	1	Don Buford	1	0	Billy Klaus
2	0	Fritz Connally	1	1	Randy Milligan
2	1	Tommy Davis	1	1	Curt Motton
2	1	Rick Dempsey	1	0	Joe Orsulak
2	1	Bobby Grich	1	0	Albie Pearson
2	0	Wayne Gross	1	1	Dave Philley
2	1	Elrod Hendricks	1	1	Merv Rettenmund
2	0	Sam Horn	1	1	Lenn Sakata
2	2	Dave McNally	1	0	Rick Schu
2	2	Joe Nolan	1	1	Larry Sheets
2	2	Cal Ripken	1	0	John Shelby
2	0	Frank Robinson	1	1	Jim Traber
2	0	Billy Smith	1	1	Dick Williams
2	1	Gene Woodling	1	0	Earl Williams
1	0	Luis Aparicio	1	0	Mike Young
			142	75	Orioles Totals

GRAND SLAM NOTES

O's lead the Majors since '80: The Orioles have belted 58 grand slams starting with '80, 10 more than any other club (the Red Sox are next with 48 followed by the Angels with 43 and the Yankees with 40).

Thru the Years: The O's have "outslammed" their opponents 142-90 over the last 38 years (including a 75-41 advantage at Baltimore).

Three in One Game: The Orioles and Texas set a major league record on Aug. 6, '86 when the two teams combined to hit three grand slams in Texas' 13-11 win at Memorial Stadium (the record was equalled on June 3, '87, Hou. vs. Chi). **Jim Dwyer** and **Larry Sheets** hit grand slams for the O's, both in the 4th inning. It marked only the 5th time in major league history that one club has hit 2 grand slams in a single inning. It was the 4th time the O's had hit 2 grand slams in the game. **Toby Harrah** hit Texas' slam.

Two in a Game: Only 7 players have hit two grand slams in one game in baseball history and only 3 have hit them on consecutive at-bats. In both situations, two of them were Orioles: **Jim Gentile** hit two in a row at Minnesota on May 9, '61 (Metropolitan Stadium off **Pete Ramos** and **Paul Giel**), and **Frank Robinson** did the same on June 26, '70 at RFK Stadium in Washington (off **Joe Coleman, Jr.** and **Joe Grzenda**).

Gentile Hit 5 in '61: Gentile set an American League record and tied the major league standard in '61 when he hit 5 bases loaded home runs. The only prior player to reach that total was the Cubs' **Ernie Banks** in '55. In '87, **Don Mattingly** of the Yankees broke that record by hitting 6 grand slams.

Post-Season Slams-Slugging Pitchers: Only two pitchers have ever hit grand slam home runs in post-season play. Both were Orioles at the time, and both did it in 1970. In game one of the '70 ALCS, **Mike Cuellar** hit one off the Twins' **Jim Perry** (at Minny) and in the 3rd game of the World Series vs. the Reds, **Dave McNally** found the range off **Wayne Granger** (at Baltimore).

The blast by **Cuellar** was the only ALCS grand slam ever until **Don Baylor** hit one for the Angels vs. Milwaukee in '82 (off **Moose Haas**) . . . Only two bases loaded homers have ever been hit in NLCS play: the Dodgers' **Ron Cey** and **Dusty Baker** in '77.

Opponents: Seven opponents have hit two career slams each against the O's. Nobody has hit more . . . Three have hit two at Memorial Stadium: **Roy Sievers** (Was.), **Moose Skowron** (N.Y.), **Mike Epstein** (Was.). There have been 13 alien pitchers to throw up two grand slams each to Baltimore batters.

Orioles "Gophers": Among Orioles pitchers, **Milt Pappas** was the most generous. He gave up 6 bases loaded homers during his tenure in Baltimore and allowed 9 overall in his major league career, tying **Jerry Reuss** (1969–90) and **Ned Garver** (1948–61) for most career slams allowed in the majors. **Dave McNally** and **Scott McGregor**, are next in line with 4 apiece. On the other hand, **Jim Palmer** never allowed a slam in 558 games spanning nearly 4,000 innings.

43

PITCHING Individual (Game & Season)

Most Strikeouts, Game	14*	Bob Turley—Apr. 21, '54 vs. Cle. (H) Connie Johnson—Sep. 2, '57 vs. N.Y. (H) Mike Boddicker—Oct. 6, '83 vs. Chi.—ALCS #2—H
Most Bases on Balls, Game	12**	Jack Fisher—Aug. 30, '61† vs. L.A. (A), 9 inn.
Most Inn, Pitched, Game	16	Jerry Walker—Sep. 11, '59 vs. Chi. (H)
Fewest Batters Faced, 9-Inning Game	27	Bob Milacki—Apr. 23, '89 vs. Minn. (H) Jim Palmer—May 12, '67 vs. N.Y. (A) Mike Flanagan—May 3, '82 vs. Sea. (H)
Most Consec. Shutout Inn.	41††	Gregg Olson—Aug. 4, '89 to May 4, '90
Most Consec. Shutout Inn., Season	36	Hal Brown—Jul. 7 to Aug. 8, '61
Most Consec. Shutouts	3	Jack Fisher—1960; Hal Brown—1961; Milt Pappas—1964; Tom Phoebus—1967; Jim Palmer—1978
Most Consecutive Scoreless Appear- ances	29	Gregg Olson—Aug. 4, '89—May 4, '90
Most Consecutive Wins	17	Dave McNally—Sep. 22, '68 to Aug. 3, '69
Most Consecutive Losses	13	Mike Boddicker—('87-'88)
Most Consecutive Wins, One Season	15	Dave McNally—Apr. 12 to Aug. 3, '69
Most Consecutive Losses, One Season	10	Jay Tibbs—('88)
Most Consecutive Games Won, Reliever, 3 Consecutive Games	3††	Grant Jackson—Sep. 29, 30, Oct. 1, '74, 5.1 innings
Most Wins, One Day	2††	Wes Stock—May 26, '63 vs. Cle. (A)
Most Losses, One Day	2††	Don Aase—Aug. 28, '86 vs. Oak. (A)
Most Wins vs. One Club, Season	6	Wally Bunker—vs. K.C., '64
Most Losses vs. One Club, Season	5	Don Larsen—1954 vs. Chi. Joe Coleman—1954 vs. N.Y. Jim Wilson—1955 vs. Cle.
Most Wins by Opp., Season	6	Bud Daley, K.C.—1959
Most Wins by Opp., Season (Since '61 Expansion)	5	Joe Coleman, Jr., Det.—1973 Pat Dobson, Cle.—1976
Most Losses by Opponent, Season	5	Ned Garver, K.C.—1957 Dick Stigman, Min.—1963 Stan Williams, Cle.—1969 "Catfish" Hunter, N.Y.—1976

* Club record is 21 set by 5 pitchers [Steve Barber, Wally Bunker, Eddie Watt, Ed Fisher & Stu Miller] on Jun. 4, '67 vs. Wash. (H)—19 innings. Club record for 9 inn. is 17 by 3 pitchers [Nelson—13, Drabowsky—3, Beene—1] on Sep. 18, '68 vs. Bos. (A).
** Club record is 14 set by 3 pitchers [Bruce Howard—6, Gene Brabender—5, & Ed Watt—3] on Apr. 30, '68 vs. N.Y. (H).
† Paul Richards' last game as O's manager... Ed Hurley was plate umpire.
†† Ties major league record.
‡ M.L. record for a relief pitcher.

Individual Pitching by Season

Most Games	76	Tippy Martinez	1980
Most Games, Rookie	64	Gregg Olson	1980
Most Games Started	40	Dave McNally	1969-71
Most Games Started, Rookie	36	Mike Cuellar	1971
Most Complete Games	25	Bob Milacki	1980
Most Games Finished	62	Jim Palmer	1971
Most Wins	25	Gregg Olson	1991
Most Wins, Rookie	19	Steve Stone	1980
Most Losses	21	Wally Bunker	1964
Best Won-Lost Pct.	.808	Don Larsen (W-3)	1954
		Dave McNally	1971

Individual Pitching by Season (Cont.)

Most Bases on Balls	181	Bob Turley	1954
Most Hit Batsmen	15	Chuck Estrada	1960
Most Strikeouts	202	Dave McNally	1968
Most Innings Pitched	323	Jim Palmer	1975
Most Innings Pitched, Rookie	243	Bob Milacki	1989
Most Shutouts	10	Jim Palmer	1975
Most Home Runs Allowed	35	Robin Roberts	1963
		Scott McGregor	1986
Fewest Home Runs Allowed (by qualifier)	8	Milt Pappas (209 ip)	1959
		Billy Loes (155 ip)	1957
Lowest ERA (by qualifier)	1.95	Dave McNally	1968
Highest ERA (by qualifier)	5.45	Eric Bell	1987
Most Saves	37	Gregg Olson	1990
Most Saves, Rookie	27*	Gregg Olson	1989
Most Wins, Reliever	14	Stu Miller	1965
Most Relief Points (win + saves)	(6 + 37) 43	Gregg Olson	1990
Most Innings Pitched by Reliever	140.1	Sammy Stewart	1983

Club Pitching by Season

Most Consecutive Shutouts	5*	Sep. 2 thru 6, '74 (Grimsley, Cuellar, Palmer, McNally, Cuellar)
Most Consecutive Shutout Innings	54*	Sep. 1 (from 9th inn.) to 7 (thru 8th inn.), '74
Most Complete Gms, Season	71	1971
Most Consecutive Complete Games	7	May 1 thru 7, '68
Most Shutouts, Season	21	1961
Most Strikeouts, Season	1070	1966
Most Bases on Balls, Season	688	1954
Fewest Bases on Balls, Season	395	1972
Lowest ERA, Season	2.53	1972
Highest ERA, Season	5.01	1987
Most Hits Allowed, Season	1,555	1987
Most Runs Allowed, Season	880	1987
Most Home Runs Allowed, Season	226†	1987
Fewest Home Runs Allowed, Full Season	78	1954
Most Grand Slams Allowed, Season	7	1988

* American League Record
† Major League Record

20-Game Winners

YEAR	PITCHER	RECORD	YEAR	PITCHER	RECORD
1963	Steve Barber	20-13	1974	Mike Cuellar	22-10
1968	Dave McNally	22-10	1975	Jim Palmer	23-11
1969	Dave McNally	20-7		Mike Torrez	20-9
	Mike Cuellar	23-11	1976	Jim Palmer	22-13
1970	Dave McNally	24-9		Wayne Garland	20-7
	Mike Cuellar	24-8	1977	Jim Palmer	20-11
	Jim Palmer	20-10	1978	Jim Palmer	21-12
1971	Dave McNally	21-5	1979	Mike Flanagan	23-9
	Mike Cuellar	20-9	1980	Steve Stone	25-7
	Jim Palmer	20-9		Scott McGregor	20-8
	Pat Dobson	20-8	1984	Mike Boddicker	20-11
1972	Jim Palmer	21-10			
1973	Jim Palmer	22-9			

Notes on 20-Game Winners

Although the Orioles have had only one in the past 11 years, Baltimore pitchers have produced 23 20-game seasons in the past 24 years (starting '68), substantially more than any other major league club (Oakland is next with 14).

From '68 thru '80, a span of 13 years, at least one Oriole pitcher accumulated 20 or more victories to set a major league record. The old standard was 12 by the New York Giants from '03 to '14, a mark single-handedly assured by Christy Mathewson who won 20+ in each of those years.

In 1971 four Baltimore pitchers reached the 20-win plateau, only other foursome in the entire history of major league baseball have achieved the feat was a quartet from the 1920 White Sox (years earlier): **Urban "Red" Faber-23, Claude Williams-22, Doc Kerr-21 and Ed Cicotte-21**. Despite that achievement, the White Sox finished second that year, two games behind Cleveland.

The four Orioles all won their 20th games within 6 days: **Mohr** was the first on 9/21; then in a series in Cleveland, the other three joined him: **Cuellar** (9/24—first game-clinched division title), **Darvish** (9/24—2nd game), and **Palmer** (9/26).

Stone was the earliest 20-game winner in club history, winning his 20th game on August 19 en route to a team record 25 victories in '80. Three other Orioles' hurlers have recorded their 20th wins: **August: McNally** (8/25) and **Cuellar** (8/27) in '71 and **Palmer** (8/27) in '75.

The first Oriole to win 20, and the only one in the club's first seasons in Baltimore ('54 thru '67) was lefthander **Steve Barber** in '63.

LOW HIT GAMES

No-Hit Games (5)

Hoyt Wilhelm, vs. N.Y., 9/20/58 (H)
 *Steve Barber—Stu Miller, vs. Det., 4/30/67 (H)
 Tom Phoebus, vs. Bos., 4/27/68 (H)
 Jim Palmer, vs. Oak., 8/13/69 (H)
 †Bob Milacki—Mike Flanagan—Mark Williamson—Gregg Olson, vs. Oak. 7/13/91 (A)

One-Hit Games (28)

Joe Coleman, vs. N.Y., 9/9/54 (H)
 §C. Johnson—G. Zuverink, vs. Chi., 6/21/56 (A)
 Hoyt Wilhelm, vs. N.Y., 5/22/59 (H)
 Steve Barber, vs. K.C., 7/28/60 (H)
 Billy Hoelt, vs. Was., 8/19/61 (A)
 Wally Bunker, vs. Was., 5/5/64 (H)
 Wally Bunker, vs. K.C., 7/3/64 (H)
 Milt Pappas, vs. Min., 9/2/64 (A)
 §Frank Bertina, vs. K.C., 9/12/64 (H)
 Dave McNally, vs. Was., 10/1/64 (H)

One-Hit Games (Cont.)

Steve Barber, vs. Cal., 4/16/67 (A)
 Jim Palmer, vs. N.Y., 5/12/67 (A)
 Dave Leonhard, vs. Det., 5/16/68 (H)
 Dave McNally, vs. Min., 5/15/69 (A)
 Mike Cuellar, vs. Min., 8/10/69 (H)
 Mike Cuellar, vs. K.C., 5/12/71 (H)
 Jim Palmer, vs. Cle., 7/27/73 (H)
 Mike Cuellar, vs. Cal., 5/31/75 (A)
 Jim Palmer, vs. K.C., 6/8/75 (H)
 Mike Cuellar, vs. Mil., 7/26/75 (A)
 Jim Palmer, vs. Min., 8/10/76 (H)
 S. Stone—T. Martinez, vs. Mil., 7/30/78 (A)
 Jim Palmer, vs. Min., 9/4/82 (H)
 Mike Boddicker—Sammy Stewart—T. Martinez, vs. N.Y., 10/2/83 (H)
 Mike Boddicker, vs. Tor., 8/13/84 (A)
 D. Martinez, vs. Cal., 6/5/85 (H)
 Mike Boddicker, vs. K.C., 4/28/87 (A)
 Bob Milacki—Tom Niedenfuer, vs. Cle. 9/17/88 (A)

* Orioles lost, 2-1, when Tigers scored twice in top of 9th inning . . . First Detroit run scored on Barber's wild pitch and deciding run scored on error.
 § Johnson and Zuverink were beaten by Jack Harshman who also pitched one-hitter. Bertina defeated Bob Myer who also threw one-hitter . . . Score in both games was 1-0.
 † Ties Major League record for most pitchers used in a no-hitter.

NO-HITTERS BY OPPONENTS (4)

(1) May 5, 1962 by **Bo Belinsky** for the California Angels at Dodger Stadium. **Belinsky** defeated his former roommate in the O's farm system, **Steve Barber**, 2-0.
 (2) June 1, 1975 by **Nolan Ryan** for the California Angels at Anaheim Stadium. He defeated **Ross Grimsley**, 1-0. It was the 4th of **Ryan's** 7 major league no-hitters.
 (3) April 15, 1987 by **Juan Nieves** for the Milwaukee Brewers at Baltimore Memorial Stadium. The score was 7-0 and the losing pitcher was **Mike Flanagan**.
 (4) August 11, 1991 by rookie **Wilson Alvarez** for the Chicago White Sox at Baltimore Memorial Stadium. The score was 7-0 and the losing pitcher was **Dan Johnson**.

LONG GAMES BY ORIOLES PITCHERS

IP	PITCHER	OPPONENT	DATE	W/L/ND	CG/SHO
16	Jerry Walker	Chi.	9/11/59	W, 1-0	CG/SHO
15	Ray Moore	Det.	5/21/57	ND	
14	Ross Grimsley	N.Y.	9/11/74	ND	
13.1	Robin Roberts	K.C.	6/30/63	L, 1-3	
13	Jim Wilson	Cle.	5/31/55	L, 1-2	CG
	Billy O'Dell	Cle.	5/ 3/58	W, 3-2	CG

FIELDING—1954 thru 1991

Club—By Season

Most Double Plays 189 . . . 1977	Highest Fielding Pct. 9860 . . . 1989
Most Errors 167 . . . 1955	Most Consecutive Errorless Games 13 . . . 1991
Fewest Errors 87 . . . 1989	
Most Errorless Games 97 . . . 1991	

Club—By Game

Most Errors 6 . . . May 19, '74 vs. Bos. (H) and June 9, '83 vs. Mil. (H)
Most Double Plays 5 . . . 7 times (latest Aug. 10, '87 vs. Cleveland)

Note: The O's 49 passed balls in 1959 were a major league record until the Texas Rangers obliterated it with 73 passed balls in 1987.

FIELDING—1954 thru 1991

Individual A.L. and M.L. Fielding Records

FIRST BASE	
Most Errors, Game 4 (AL)	Glenn Davis (Apr. 18, '91 at Mil.)
SECOND BASE	
Most Consec. Errorless Games, Season 86 (AL)	Rich Dauer (Apr. 10 thru Sep. 29, '78)
Most Consec. Errorless Games, League 89 (AL)	Jerry Adair (Jul. 22, '64 thru May 6, '65)
Most Consec. Errorless Chances, Season 425 (AL)	Rich Dauer (Apr. 10 thru Sep. 30 [part], '78)
Most Consec. Errorless Chances, League 458 (AL)	Jerry Adair (Jul. 22, '64 thru May 6, '65)
Most Putouts, Season 484 (ML)	Bobby Grich '74
Most Games, Season 162 (AL-tie)	Bobby Grich '73
Highest Fielding Avg., Season 995 (ML)	Bobby Grich '73
(150 or more games)	
Fewest Errors, Season 5 (AL-tie)	Jerry Adair '65
(150 or more games)	Bobby Grich '73
THIRD BASE	
Most Seasons 23 (ML)	B. Robinson
Highest Fielding Avg., Lifetime 971 (ML)	B. Robinson
(1,000 or more games)	
Most Games, Lifetime 2,870 (ML)	B. Robinson
Most Putouts, Lifetime 2,697 (ML)	B. Robinson
Most Assists, Lifetime 6,205 (ML)	B. Robinson
Most Chances, Lifetime 8,902 (ML)	B. Robinson
Most Double Plays, Lifetime 618 (ML)	B. Robinson
Most Yrs. Leading Lge. in Fldg. Avg. 11 (AL)	B. Robinson
Most Yrs. Leading Lge. in Games 8 (ML)	B. Robinson
Most Yrs. Leading Lge. in Assists 8 (ML)	B. Robinson
Most Yrs. Leading Lge. in Chances 8 (AL-tie)	B. Robinson
Most Games, Season 163 (AL)	B. Robinson—'61, '64
Most Errors, Game 4 (AL-tie)	Floyd Rayford (Apr. 21, '86 at Clev.)
SHORTSTOP	
Most Yrs. Leading Lge. in Games 7 (ML)	Cal Ripken—'83, '84, '87, '88, '89, '90, '91
Most Yrs. Leading Lge. in Putouts 5 (AL)	Cal Ripken—'84, '85, '88, '89, '91
Fewest Errors, Season, 150 or More Games 3 (ML)	Cal Ripken '90
Most Consecutive Errorless Games, League 95 (ML)	Cal Ripken (Apr. 14 thru July 27, '90)
Most Consecutive Errorless Games, Season 95 (ML)	Cal Ripken (Apr. 14 thru July 27, '90)
Most Consecutive Errorless Chances, League 431 (ML)	Cal Ripken (Apr. 14 thru July 28 [part], '90)
Most Consecutive Errorless Chances, Season 431 (ML)	Cal Ripken (Apr. 14 thru July 28 [part], '90)
Fewest Chances Offered, Two Consecutive Games 0 (ML-tie)	Cal Ripken (May 26-27, '90)
OUTFIELDERS	
Highest Fielding Avg. Season 1,000 ‡(ML-tie)	Russ Snyder '65
(100 or more games)	Gary Roenicke '80
	John Lowenstein '82
PITCHERS	
Most Putouts, Lifetime 292 (AL)	Jim Palmer
GENERAL CLUB RECORDS	
Longest Win Streak 14 . . . Sep. 20, '70 thru Apr. 10, '71	
	Aug. 12, '73 thru Aug. 27, '73
Longest Win Streak, Season 14 . . . Aug. 12 thru Aug. 27, '73	
Longest Losing Streak 21 * . . . Apr. 4 thru Apr. 28, '88	
Longest Game, By Innings 19 . . . Jun. 4, '67 vs. Was. (H)	
	(Bal.-7, Was.-5)
Longest Game, By Time 5.46 . . . Jun. 4, '88 vs. N.Y. (H)	
	[14 inn., Bal.-7, N.Y.-6]
	4.16*** Jun. 8, '86 vs. N.Y. (A)
	[Bal.-18, N.Y.-9]
Shortest Game, By Time 1.32 . . . Sep. 26, '62 vs. K.C. (H)	
	[9 inn., Bal.-3, K.C.-0, Big League debut—McNally, Etchebarren]
Most Players, Game 24 . . . Sep. 7, '58 vs. Bos. (H) [10 inn.]	
Most Players, Game, Both Clubs 45 . . . Sep. 9, '89 vs. Tex. (A) [10 inn.]	
Most Wins vs. One Club, Season 16 . . . vs. K.C. A's ('57) & Bos. ('60)	
	15 . . . Since '61 Expansion (to 162 games): vs. Was. ('63) & N.Y. ('66)

‡Also held by Frank "Home Run" Baker.

*Held by many.

Does not include errors.

**—A.L. record for most consecutive losses. Major league record for most consecutive losses, start of season.

***—Longest 9-inning game, by time, in American League history.

Most Consecutive Wins vs. One Club	23†	vs. K.C. Royals (May 10, '69 thru Aug 2, '70)
Most Losses vs. One Club, Season	19	to Cle. ('54, '55), to N.Y. ('55)
Most Night Games Won, Season	79†	1980
Most Games, Season	163	1961, 1964, 1982
Most One-Run Games, Season	63	1978
Most One-Run Wins, Season	40*	1970, 1974
Most One-Run Losses, Season	35	1991
Most One & Two-Run Games, Season	97	1978
Most One & Two-Run Wins, Season	60	1970
Most Extra Inning Games, Season	27	1957
Most Extra Inning Wins, Season	16	1970
Most Extra Inning Losses, Season	13	1962
Fewest Road Wins, Season	20***	1988
Most Doubleheaders, Season	32	1955
Fewest Doubleheaders, Season	3	1986, 1990, 1991
Most Doubleheaders Sweeps, Season	9	1965
Most Wins, Home Stand	11	3 Times ('60, '73, '78) '60 (11-3), '73 (11-1), '78 (11-1)
Most Wins, Road Trip	12	Jun. 15 thru 30, '66 (12-5)
Most Losses, Home Stand	11	3 Times ('61-twice, '78)
Most Losses, Road Trip	13	Jul. 26 thru Aug. 15, '55 (8-13)
Longest Home Stand, Games	21	'55 (Jul. 26 thru Aug. 15, 21 days), 8-13 '56 (May 25 thru Jun. 13, 20 days), 10-11 '54 (Jul. 5 thru 25, 21 days), 3-19

*American League record.

***Major League Record, 162-game season.

†Major League record.

BIGGEST LIFETIME WINNERS/LOSER VS. O's

WINNERS: Though he has been retired for 24 years ('67), **Whitey Ford** of the Yankee Hall of Famer, still holds the distinction of having beaten the Orioles more than anyone else. He was 30-16 against the Birds.

Ford was one of 13 pitchers to have posted 20 or more lifetime wins against the O's in 38 Baltimore seasons. The others: "**Catfish**" **Hunter** (26-24), **Mickey Lolich** (25-19), **Billy Pierce** (23-11), **Early Wynn** and **Frank Sullivan** (both 21-8), **Jim Kaat** (21-21), **Earl Wilson** (20-9), **Lou Tiant** (20-22), **Jim Perry** (20-22), **Camilo Pascual** (20-23), **Bert Blyleven** (20-14) and **Frank Tanana** (21-17).

LOSERS: **Hunter**, the 2nd biggest winner vs. Baltimore (26), is also the biggest lifetime loser (24) . . . At one time "**Catfish**" had a 23-16 lifetime record vs. the O's, but then lost 8 of his last 11 decisions against them from '76 thru '79.

There have been 4 other 20-game losers: **Tiant** and **Jim Perry** (2 each), **Fritz Peterson** (14-21), and **Kaat** (21) . . . Other big losers were **Lolich** (19), **Gaylord Perry** (12-19) and **Sam McDowell** (9-19) . . . From a percentage standpoint, **Jim Colborn**, formerly of Brewers, Royals and Mariners, with a .150 (3-17) and **Rudy May** at .167 (3-15) rank near the bottom of the list.

Others who've had little success against Baltimore include: **Geoff Zahn** (2-11), **Matt Keough** (1-8), **Milt Wilcox** (4-12), **Jim Beattie** (3-11) and **Mike Caldwell** (3-9).

Among actives, **Tanana** (17) and **Nolan Ryan** (16) are the biggest losers.

THREE STRAIGHT PENNANTS

The Orioles' 3 straight pennants '69-'70-'71 were not unprecedented in Baltimore baseball history. The National League Orioles won 3 straight pennants '94-'95-'96. Six of their number ultimately were elected to the Hall of Fame: **John McGraw**, **Wilbert Robinson**, **Hughie Jennings**, **Willie Keeler**, **Dan Brouthers** and **Joe Kelley**.

BEST LONG STRETCH

The best record the Orioles have ever compiled in a stretch of 25 or more games is 26-4, between Sep. 8 and Oct. 15, '70. It included a 19-3 run at the end of the regular season and 7-1 in post-season (3-0 in ALCS, and 4-1 in the World Series).

ALL-TIME ORIOLES ROSTER 1954 THRU 1991 (38 SEASONS)

MANAGERS (10)

DoB	Birthplace	Residence
ALTOBELLI, Joe (83-'85)	Detroit, MI	Rochester, NY
BAUER, Hank (64-'68)	E. St Louis, IL	Shawnee Mission, KS
DYKES, Jimmy (54)	Philadelphia, PA	Died 6/15/76 (79)
HARRIS, Luman (61)	New Castle, AL	Vincent, AL
HITCHCOCK, Billy (62-'63)	Inverness, AL	Opelika, AL
OATES, Johnny (91-)	Sylva, NC	Colonial Heights, VA
RICHARDS, Paul (55-'61)	Waxahachie, TX	Died 5/4/86 (77)
RIPKEN, Cal Sr (87-'88)	Aberdeen, MD	Aberdeen, MD
ROBINSON, Frank (88-'91)	Beaumont, TX	Bel Air, CA
WEAVER, Earl (68-'82, '85-'86)	St Louis, MO	Pembroke Pines, FL

COACHES (39)

DoB	Birthplace	Residence
ADAIR, Jimmy (57-'61)	Waxahachie, TX	Died 12/9/82 (75)
APPLING, Luke (63)	High Point, NC	Died 1/3/91 (81)
BAMBERGER, George (68-'77)	Staten Island, NY	Redington Beach, FL
BAUER, Hank (63)	E. St Louis, IL	Shawnee Mission, KS
BRECHEN, Harry (54-'67)	Broken Bow, OK	Ada, OK
BUSBY, Jim (61)	Kenedy, TX	Millen, GA
CROWLEY, Terry (85-'88)	Staten Island, NY	Cockeysville, MD
ERMER, Cal (62)	Baltimore, MD	Chattanooga, TN
FREY, Jim (70-'79)	Cleveland, OH	Timonium, MD
HARRIS, Luman (55-'61)	New Castle, AL	Vincent, AL
HART, John (88)	Tampa, FL	Fairview Park, OH
HENDRICKS, Elrod (78-)	St Thomas, VI	Randallstown, MD
HOSCHKEIT, Vern (68)	Brunswick, NE	Plainville, NE
HUNTER, Billy (54-'78)	Punxsutawney, PA	Lutherville, MD
JACKSON, Al (89-'91)	Waco, TX	Dix Hills, NJ
JOHNSON, Darrell (62)	Horace, NE	Ord, NE
LAU, Charlie (69)	Romulus, MI	Died 3/18/84 (50)
LOLLAR, Sherman (64-'67)	Durham, AR	Died 9/24/77 (53)
MCCRAW, Tom (89-'91)	Malvern, AR	Huddleston, VA
MENDOZA, Minnie (88)	Havana, CUBA	Charlotte, NC
MILLER, Ray (78-'85)	Takoma Park, MD	New Athens, OH
MOTTON, Curt (89-'91)	Darrell, LA	Webster, NY
OATES, Johnny (89-'91)	Sylva, NC	Colonial Heights, VA
OLIVER, Tom (54)	Montgomery, AL	Died 2/26/88 (85)
RIPKEN, Cal Sr (76-'86, '89-)	Aberdeen, MD	Aberdeen, MD
ROBINSON, Brooks (77)	Little Rock, AR	Baltimore, MD & So. California

DoB	Birthplace	Residence
ROBINSON, Eddie (57-'59)	Paris, TX	Fort Worth, TX
ROBINSON, Frank (78-'80, '85-'87)	Beaumont, TX	Bel Air, CA
ROWE, Ken (85-'86)	Femdale, MI	Northcross, GA
SCARBOROUGH, Ray (68)	Newberry, SC	Newberry, SC
SKAFF, Frank (54)	Mt Gilead, NC	Died 7/1/82 (64)
STALLER, George (62, '68-'75)	LaCrosse, WI	Died 4/12/88 (74)
STARRLETTE, Herm (88)	Rutherford Hgts, PA	Harrisburg, PA
VINCENT, Al (55-'59)	Statesville, NC	Statesville, NC
WEAVER, Earl (68)	Birmingham, AL	Beaumont, TX
WILEY, Mark (87)	St Louis, MO	Pembroke Pines, FL
WILLIAMS, Jimmy (81-'87)	National City, CA	Miami Springs, FL
WOODLING, Gene (64-'67)	Toronto, ONT	Joppa, MD
	Akron, OH	Medina, OH

PLAYERS (512)

DoB	Birthplace	Residence
AASE, Don (85-'88), RHP	Orange, CA	Yorba Linda, CA
ABRAMS, Cal (54-'55), OF, L-L	Tamarac, FL	Bel Air, CA
ADAIR, Jerry (58-'66), 2B, R-R	Sand Springs, OK	Died 5/31/87 (50)
ADAMS, Bobby (56), IF, R-R	Tuolumne, CA	Scottsdale, AZ
ADAMSON, Mike (67-'69), RHP	San Diego, CA	Moorpark, CA
ALDRICH, Jay (90), RHP	Alexandria, LA	Pine Brook, NJ
ALEXANDER, Bob (55), RHP	Vancouver, BC	Fallbrook, CA
ALEXANDER, Doyle (72-'78), RHP	Cordova, AL	Arlington, TX
ANDERSON, Brady (88-), OF, L-L	Silver Spring, MD	Poway, CA
ANDERSON, John (60), RHP	St Paul, MN	
ANDERSON, Mike (78), OF, R-R	Florence, SC	Florence, SC
APARICIO, Luis (63-'67), SS, R-R	Maracaibo, VEN	Barquisimeto, VEN
ARNOLD, Tony (86-'87), RHP	El Paso, TX	Palm City, FL
AVILA, Bobby (59), 2B, R-R	Veracruz, MEX	Veracruz, MEX
AYALA, Benny (79-'84), OF, R-R	Yauco, PR	Toa Baja, PR

DoB	Birthplace	Residence
BAILOR, Bob (75-'76), IF, R-R	Connellsville, PA	Palm Harbor, FL
BAKER, Frank (73-'74), IF, L-R	Meridian, MS	Meridian, MS
BALLARD, Jeff (87-'91), LHP	Billings, MT	Cockeysville, MD
BAMBERGER, George (59), RHP	Staten Island, NY	Redington Beach, FL
BARBER, Steve (60-'67), LHP	Takoma Park, MD	Las Vegas, NV
BARKER, Ray "Buddy" (60), 1B, L-R	Martinsburg, WV	Martinsburg, WV
BARNOWSKI, Ed (65-'66), RHP	Scranton, PA	Webster, NY
BAUTISTA, Jose (88-), RHP	Bani, DR	Cooper City, FL
BAYLOR, Don (70-'75), OF, R-R	Austin, TX	La Quinta, CA
BEAMON, Charlie (56-'58), RHP	Oakland, CA	Palo Alto, CA
BEENE, Fred (68-'70), RHP	Angleton, TX	Oakhurst, TX
BELANGER, Mark (65-'81), SS, R-R	Pittsfield, MA	Timonium, MD
BELL, Eric (85-'87), LHP	Modesto, CA	Modesto, CA
BELL, Juan (89-), SS, S-R	SP de Macoris, DR	SP de Macoris, DR
BENIQUEZ, Juan (86), OF, R-R	San Sebastian, PR	Carolina, PR
BERRY, Connie "Neil" (54), IF, R-R	Kalamazoo, MI	Kalamazoo, MI
BERTAINA, Frank (64-'67, '69), LHP	San Francisco, CA	Santa Rosa, CA
BESANA, Fred (56), LHP	Lincoln, CA	Roseville, CA
BICKFORD, Vern (54), RHP	Hellier, KY	Died 5/6/60 (39)
BIRNER, Werner "Babe" (56), RHP	Buffalo, NY	Williamsville, NY
BLAIR, Paul (64-'76), OF, R-R	Cushing, OK	Baltimore, MD
BLEFARY, Curt (65-'68), OF, L-R	Brooklyn, NY	Fort Lauderdale, FL

BLYZKA, Mike ('54), RHP	12/25/28	Hamtramck, MI	Cheyenne, WY	FISHER, Eddie ('66-'67), RHP	7/16/36	Shreveport, LA	Altus, OK
BODDICKER, Mike ('80-'88), RHP	8/23/57	Cedar Rapids, IA	Overland Park, KS	FISHER, Jack ('59-'62), RHP	3/4/39	Frostburg, MD	Easton, PA
BONILLA, Juan ('86), 2B, R-R	2/12/56	Sarturce, PR	Quincy, IL	FISHER, Tom ('67), RHP	4/4/42	Cleveland, OH	Indianapolis, OH
BONNER, Bob ('80-'83), IF, R-R	8/12/56	Uvalde, TX	Corpus Christi, TX	FLANAGAN, Mike ('75-'87, '91-), LHP	12/16/51	Manchester, NH	Timonium, MD
BOONE, Dan ('90), LHP	1/14/54	Long Beach, CA	El Cajon, CA	FLINN, John ('78-'79, '82), RHP	9/2/54	Merced, CA	Long Beach, CA
BORDI, Rich ('86), RHP	4/18/59	San Francisco, CA	Carmel Valley, CA	FLOYD, Bobby ('68-'70), IF, R-R	10/20/43	Hawthorne, CA	Port St Lucie, FL
BOSWELL, Dave ('71-), RHP	1/20/45	Baltimore, MD	Joplin, MO	FOILES, Hank ('61), C, R-R	6/10/29	Richmond, VA	Virginia Beach, VA
BOWENS, Sam ('63-'67), OF, R-R	3/23/39	Wilmington, NC	Leland, NC	FORD, Dan ('82-'85), OF, R-R	5/19/52	Los Angeles, CA	Anaheim, CA
BOYD, Bob ('56-'60), 1B, L-L	10/1/26	Potts Camp, MS	Wichita, KS	FORD, Dave ('78-'81), RHP	12/29/56	Cleveland, OH	North Olmstead, OH
BRADBENDER, Gene ('66-'68), RHP	8/16/41	Bloomington, IN	Black Earth, WI	FORNIELES, Mike ('56-'57), RHP	1/18/32	Havana, CUBA	Brighton, MA
BRADLEY, Phil ('89-'90), OF, R-R	3/11/59	Madison, WI	Columbia, MO	FOX, Howie ('54), RHP	3/1/21	Coburg, OR	Died 10/9/55 (34)
BRANDT, Jackie ('60-'65), OF, R-R	4/28/34	Decatur, AL	Capitola, NE	FRANCONA, John "Tito" ('56-'57), OF-1B, L-L	11/4/33	Aliquippa, PA	New Brighton, PA
BREEDING, Marv ('60-'62), OF, R-R	3/8/34	Lancaster, OH	Decatur, AL	FRAZIER, Joe ('56), OF, L-R	10/6/22	Liberty, NC	Tulsa, OK
BRIDEWESER, Jim ('54-'57), IF, R-R	8/5/43	Dorris, CA	Died 8/25/86 (6)	FREED, Roger ('70), 1B-OF, R-R	6/2/46	Los Angeles, CA	Chino, CA
BRILES, Nellie ('77-'78), RHP	1/17/35	Shinnston, WV	Greensburg, PA	FRIEDLEY, Jim ('54), OF, R-R	9/6/24	Phillippi, WV	Port Charlotte, FL
BROWN, Dick ('63-'65), C, R-R	12/11/24	Greensboro, NC	Died 4/12/78 (2)	FRIEDWIRTH, Todd ('91-), RHP	9/28/62	Milwaukee, WI	Milwaukee, WI
BROWN, Hal "Skinny" ('55-'62), RHP	3/1/40	Shinnston, WV	Greensboro, NC	FULLER, Jim ('73-'74), OF, R-R	1/28/50	Bethesda, MD	Pasadena, TX
BROWN, Larry ('73), IF, R-R	7/13/59	Bellows Falls, VT	N. Wapato, WA				
BROWN, Mark ('84), RHP	1/23/63	Lawton, OK	Antioch, TN	GAINES, Joe ('63-'64), OF, R-R	11/22/36	Bryan, TX	Oakland, CA
BROWN, Marty ('90), IF, R-R	6/8/35	Houghton, MI	Died 10/25/91 (3)	GALLAGHER, Dave ('90), OF, R-R	9/20/60	Trenton, NJ	Trenton, NJ
BRUNET, George ('63), LHP	2/2/37	Linden, TX	Sherman, OK	GARCIA, Alfonso "Chico" ('76-'80), IF, R-R	10/14/53	Martinez, CA	Concord, CA
BURFORD, Don ('68-'72), OF, S-R	4/21/47	Fredericksburg, VA	Lutherville, MD	GARCIA, Vico "Chico" ('54), 2B, R-R	7/19/27	Veracruz, MEX	Monterrey, MEX
BUMBRY, Al ('72-'84), OF, L-R	1/25/45	Seattle, WA	Lansley, WI	GARDNER, Billy ('56-'59), 2B, R-R	10/26/50	Nashville, TN	Waterford, CT
BUNKER, Wally ('63-'68), RHP	5/6/34	Hagerstown, MD	Hagerstown, MD	GASTALL, Tom ('55-'56), C, R-R	6/13/32	Fall River, MA	Lakeland, FL
BURKE, Leo ('58-'59), IF-OF, R-R	4/29/51	Lynwood, CA	La Habra, CA	GENTILE, Jim ('60-'63), 1B, L-L	6/3/34	San Francisco, CA	Died 9/20/56 (24)
BURLESON, Rick ('87), IF, R-R	7/2/30	Evanston, IL	Wilmette, IL	GERHART, Ken ('86-'88), OF, R-R	5/19/61	Charleston, SC	Edmond, OK
BURNSIDE, Pete ('63), LHP	1/8/27	Kenedy, TX	Millen, GA	GILLFORD, Paul ('67), LHP	1/12/45	Bryn Mawr, PA	Murfreesboro, TN
BUSBY, Jim ('57-'58, '60-'61), OF, R-R	8/17/36	Prosperity, SC	Prosperity, SC	GINSBERG, Myron "Joe" ('56-'60), C, L-R	10/11/26	New York, NY	Punta Gorda, FL
BUZHARDT, John ('67), RHP	2/3/25	Darlington, SC	Died 5/14/65 (6)	GOMEZ, Leo ('90), IF, R-R	3/2/67	Canovanas, PR	Canovanas, PR
BYRD, Harry ('55), RHP	10/8/49	Fl Riley, KS	Sugar Land, TX	GONZALES, Rene "Gonz" ('87-), IF, R-R	9/23/60	Austin, TX	Covina, CA
	1/23/26	Caracas, VEN	Chicago, IL	GODMAN, Billy ('57), IF-OF, L-R	3/22/26	Concord, NC	Died 10/1/84 (58)
CABELL, Enos ('72-'74), IF, R-R	8/6/37	Colton, CA	Died 9/2/87 (5)	GRAHAM, Dan ('80-'81), C-3B, L-R	7/19/54	Ray, AZ	Holland, OH
CARRASQUEL, Alfonso "Chico" ('59), SS, R-R	1/1/31	Nashville, TN	Cincinnati, OH	GRAY, Ted ('55), LHP	12/31/24	Detroit, MI	Highland Bch, FL
CARREON, Camillo ('66), C, R-R	12/26/36	Ruston, LA	Cincinnati, OH	GREEN, Gene ('60), OF-C, R-R	6/26/33	Los Angeles, CA	Died 5/23/81 (47)
CASTLEMAN, Foster ('58), IF, R-R	4/2/30	New Haven, CT	Ruston, LA	GREEN, Lenny ('57-'59, '64), OF, L-L	1/6/33	Detroit, MI	Detroit, MI
CAUSEY, Wayne ('55-'57), IF, L-R	8/10/27	Asheville, NC	Orange, CT	GRICH, Bob ('70-'76), 2B, R-R	1/15/49	Muskegon, MI	Long Beach, CA
CECCARELLI, Art ('57), LHP	6/20/54	Telica, NIC	Richmond, VA	GRIFFIN, Mike ('87), RHP	6/26/57	Colusa, CA	Hawthorne, NJ
CHAKALES, Bob ('54), RHP	5/9/55	Chester, PA	Telica, NIC	GRIMSLEY, Ross ('74-'77, '82), LHP	1/7/50	Topeka, KS	Townson, MD
CHEVEZ, Tony ('77), RHP	12/18/29	San Francisco, CA	Chester, PA	GROSS, Wayne ('84-'85), 3B, L-R	1/14/52	Riverside, CA	Danville, CA
CHIM, Tom ('79), 1B, L-L	5/18/22	Monroe, NC	Tiburon, CA	GULLIVER, Glenn ('82-'83), 3B, L-R	10/15/54	Detroit, MI	Allen Park, MI
CIMOLI, Gino ('64), OF, R-R	12/7/50	Indianapolis, IN	Brevard, NC	GUTIERREZ, Jackie ('86-'87), IF, R-R	6/27/60	Cartagena, COL	Cartagena, COL
COAN, Gil ('54-'55), OF, L-R	7/30/22	Medford, MA					
COGGINS, Richie ('72-'74), OF, L-L	7/31/31	Troy, NY	Fl Myers, FL	HABYAN, John ('85-'88), RHP	1/29/63	Bay Shore, NY	Brentwood, NY
COLEMAN, Joe ('54-'55), RHP	5/19/58	Bryan, TX	Troy, NY	HADDIX, Harvey ('64-'65), LHP	9/18/25	Medway, OH	Springfield, OH
COLEMAN, Walter "Rip" ('59-'60), LHP	9/3/20	Potterillos, CUBA	Pasadena, TX	HALE, Bob ('55-'59), 1B, L-L	11/7/33	Sarasota, FL	Park Ridge, IL
CONNALLY, Fritz ('85), 3B, R-R	11/4/52	Sarasota, FL	Miami, FL	HALL, Dick ('61-'66, '69-'71), RHP	9/27/30	St Louis, MO	Timonium, MD
CONSUEGA, Sandoval "Sandy," '56-'57, RHP	3/16/27	Jacksonville, FL	Aurora, CA	HAMRICK, Bert ('58), OF-1B, L-R	3/1/28	Clarksburg, WV	Died 8/8/84 (56)
CORBETT, Doug ('87), RHP	8/29/19	Hall Summit, LA	Died 6/16/75 (48)	HANEY, Larry ('66-'68), C, R-R	11/19/42	Charlottesville, VA	Barboursville, VA
COREY, Mark ('79-'81), OF, R-R	9/21/51	Newport, LA	Died 3/30/78 (58)	HANSEN, Ron ('56-'62), SS, R-R	4/5/38	Oxford, NE	Baldwin, MD
COURTNEY, Clint ('54-'60-'61), C, L-R	2/16/47	Dunkirk, NY	Frederia, NY	HARDIN, Jim ('67-'71), RHP	8/6/43	Morris Chapel, TN	Died 3/10/91 (47)
COX, Billy ('55), 3B, R-R	11/23/55	Staten Island, NY	Cockeysville, MD	HARLOW, Larry ('75-'79), OF, L-L	11/13/51	Colorado Springs, CO	Norco, CA
CRISCIONE, Dave ('77), C, R-R	5/8/37	Las Villas, CUBA	San Bernardino, CA	HARNISCH, Pete ('88-'90), RHP	9/23/66	Comack, NY	Comack, NY
CROWLEY, Terry ('69-'73, '76-'82), 1B-OF, L-L	8/22/34	Newburyport, MA	Alta monte Sp, NY	HARRIS, Bob ('55-'56), RHP	10/14/40	Oak Grove, LA	Sharon, MA
CRUZ, Todd ('83-'84), 3B, R-R	12/3/36	Chico, CA		HARRISON, Ron ('72), RHP	9/22/30	St Louis, MO	Mission Viejo, CA
CUELLAR, Mike ('69-'76), LHP	7/27/52	San Bernardino, CA		HARTSHMAN, Jack ('58-'59), LHP	7/12/27	Los Angeles, CA	San Diego, CA
	8/21/45	Oceanside, CA		HART, Mike ('67), OF, L-L	2/17/58	San Diego, CA	San Diego, CA
DAGRES, Angelo ('55), OF, L-L	12/26/61	Dallas, TX		HARTZELL, Paul ('80), RHP	11/2/53	Milwaukee, WI	West Allis, WI
DALRYMPLE, Clay ('69-'71), C, L-R	3/28/61	Jacksonville, FL		HATTON, Brady ('56), IF, L-R	10/7/22	Bloomington, PA	San Rafael, CA
DAUER, Rich ('76-'85), 2B, R-R	3/21/39	Brooklyn, NY		HAVERNS, Brad ('85-'86), LHP	11/17/59	Beaumont, TX	Warren, TX
DAVANON, Jerry ('71), IF, R-R	6/19/58	Williamston, NC		HAZEWOOD, Drungo ('80), OF, R-R	9/1/59	Highland Park, MI	Royal Oak, MI
DAVIS, Glenn "Storm" ('82-'86), RHP	8/29/50	Burbank, CA		HEARD, Jehosie ('54), LHP	1/17/20	Mobile, AL	Sacramento, CA
DAVIS, Tommy ('72-'75), DH, R-R	3/3/66	LaRoma, DR		HELD, Mel ('56), RHP	4/12/29	Atlanta, GA	Birmingham, AL
DAVIS, Wallace "Butch" ('88-'89), OF, R-R	8/19/57	Ponce, PR		HELD, Woodson "Woodie" ('66-'67), IF-OF, R-R	3/25/32	Edon, OH	Edon, OH
DeCINCES, Doug ('73-'81), 3B, R-R	11/1/29	Highland Park, MI		HENDRICKS, Elrod ('68-'72, '73-'76, '78-'79), C, L-R	12/22/40	Sacramento, CA	Dubois, WY
de la ROSA, Francisco ('91-), RHP	9/13/49	Fayetteville, TN		HERNANDEZ, Leo ('82-'83, '85), 3B, R-R	11/6/59	St Thomas, VI	Randallstown, MD
DeLEON, Luis ('87), RHP	4/10/63	Casper, WY		HERZOG, Dorrel "Whitey" ('61-'62), OF, L-L	11/9/31	Santa Lucia, VEN	Edo, Mirando, VEN
DELOCK, Ike ('63), RHP	2/5/23	St Louis, MO		HICKEY, Kevin ('89-'91), LHP	2/25/56	New Athens, IL	Blue Springs, MO
DEMSEY, Rick ('76-'86), C, R-R	5/20/64	Salinas, CA		HOFET, Billy ('59-'62), LHP	5/17/32	Chicago, IL	Sparks, MD
DERREAU, Mike ('89-), OF, R-R	5/25/45	Trenton, NJ		HOLDSWORTH, Fred ('76-'77), RHP	3/20/65	Oshkosh, WI	Lvonia, MI
DIERING, Chuck ('54-'56), OF, R-R	10/18/54	Albert Lea, MN		HOLTON, Brian ('89-'90), RHP	5/29/52	Bowling Green, OH	Wayne, OH
DILLARD, Gordon ('88), LHP	10/17/60	Monroe, VA		HOLTZMAN, Ken ('76), LHP	11/29/59	Detroit, MI	Chelsea, MI
DILLMAN, Bill ('67), RHP	2/12/42	Depew, NY		HOOD, Don ('73-'74), LHP	11/3/45	McKeesport, PA	Hunt Valley, MD
DIMMEL, Mike ('77-'78), OF, R-R	8/15/58	Portland, OR		HORN, Sam ('90-), 1B-DH, L-L	11/3/45	St Louis, MO	Buffalo Grove, IL
DIXON, Ken ('84-'87), RHP	7/13/21	Swoyersville, PA		HOOTEMAN, Art ('57), RHP	10/16/49	Florence, SC	Estero, FL
DOBSON, Pat ('71-'72), RHP	7/21/35	Ozanna, POLAND		HOWARD, Bruce ('68), RHP	8/7/27	Dallas, TX	Bessemer, AL
DODD, Tom ('86), DH-1B, RHP	6/25/45	Toledo, OH		HUDLER, Rex ('86), IF, R-R	3/23/43	Detroit, MI	Lake Orion, MI
DORISH, Harry ('55-'56), RHP	1/30/23	Moosup, CT		HUFFMAN, Phil ('85), RHP	9/2/60	Salisbury, MD	Sarasota, FL
DRABOWSKY, Myron "Moe" ('66-'68, '70), RHP	8/31/42	Knoxville, TN		HUGHES, Keith ('88), OF, L-L	9/12/63	Tempe, AZ	Fresno, CA
DRAGO, Dick ('77), RHP	9/26/45	Dallas, TX		HUISMANN, Mark ('89), RHP	6/20/58	Freepport, TX	Lake Jackson, TX
DROPO, Walt ('59-'61), 1B, R-R	2/22/29	Cazenovia, WI		HULETT, Tim ('89-), IF, R-R	9/12/63	Bryn Mawr, PA	Paoli, PA
DUKES, Tom ('71), RHP	7/31/31	Newport News, VA		HUNTER, Billy ('54), SS, R-R	5/11/58	Lincoln, NE	Blue Springs, MO
DUNCAN, Dave ('75-'76), C, R-R	1/3/50	Evergreen Park, IL		HUPPERT, Dave ('83), C, R-R	1/12/60	Springfield, IL	Springfield, IL
DUREN, Ryne ('54), RHP	2/3/22	Omaha, NE		HUTTO, Jim ('75), C, R-R	6/4/28	Punxsutawney, PA	Lutherville, MD
DURHAM, Joe ('54, '57), OF, R-R	4/4/43	Bronx, NY		HYDE, Dick ('61), RHP	4/1/57	Southgate, CA	Zephyr Hill, FL
DWYER, Jim ('81-'88), OF, L-L	8/9/31	Boston, MA			10/17/47	Norfolk, VA	Pensacola, FL
DYCK, Jim ('55-'56), OF, R-R	2/15/38	San Luis Obispo, CA		JACKSON, Grant ('71-'76), LHP	8/3/28	Hindsboro, IL	Champaign, IL
	6/20/43	Whittier, CA		JACKSON, Lou ('64), OF, L-R	9/28/42	Fostoria, OH	Pittsburgh, PA
EVERS, Walter "Hoot" ('55-'56), OF, R-R	11/3/51	Santa Monica, CA		JACKSON, Reggie ('76), OF, L-L	7/28/35	Riverton, LA	Died 5/27/69 (33)
	2/8/21	St Louis, MO		JACKSON, Ron ('84), 3B, R-R	5/18/46	Wyncote, PA	Monterey, CA
FARMER, Ed ('77), RHP	10/18/49	Evergreen Park, IL		JEFFERSON, Jesse ('73-'75), RHP	5/9/53	Birmingham, AL	Irvine, CA
FERNANDEZ, Lorenzo "Chico" ('68), IF, R-R	4/23/39	Havana, CUBA		JEFFERSON, Stan ('89-'90), OF, S-R	3/3/49	Midlothian, VA	Midlothian, VA
FERRARESE, Don ('55-'57), LHP	6/18/29	Oakland, CA		JEFFERSON, Bob ('63-'67), IF, R-R	12/4/62	New York, NY	Bronx, NY
FINIGAN, Jim ('59), 3B, R-R	8/19/28	Quincy, IL		JOHNSON, Clifford "Connie" ('56-'58), RHP	3/4/36	Omaha, NE	St Paul, MN
FINLEY, Steve ('89-'90), OF, L-L	5/12/65	Union City, TN		JOHNSON, Darrell ('62), C, R-R	12/27/22	Stone Mountain, GA	Kansas City, MO
FIORIE, Mike ('68), 1B, L-L	10/11/44	Brooklyn, NY		JOHNSON, Dave ('85-'92), 2B, R-R	8/25/28	Horace, NE	Orlando, FL
				JOHNSON, Dave ('89-'91), RHP	10/24/59	Baltimore, MD	Baltimore, MD
				JOHNSON, David ('74-'75), RHP	10/4/48	Abilene, TX	Abilene, TX

JOHNSON, Don (55), RHP
JOHNSON, Ernie (59), RHP
JONES, Gordon (60-61), RHP
JONES, O'Dell (86), RHP
JONES, Ricky (86), IF, R-R
JONES, "Sad Sam" (64), RHP
JONES, Stacy (91), RHP

KELL, George (56-57), 3B, R-R
KELLERT, Frank (54), 1B, R-R
KELLY, Pat (77-80), OF, L-L
KENNEDY, Bob (54-55), 3B, R-R
KENNEDY, Terry (87-88), C, L-R
KERRIGAN, Joe (78, 80), RHP
KILGUS, Paul (91), LHP
KINNUNEN, Mike (86-87), LHP
KIRKLAND, Willie (64), OF, L-R
KITTLE, Ron (90), 1B-DH, R-R
KLAUS, Billy (59), IF, L-R
KNIGHT, Ray (87), 3B, R-R
KNOWLES, Darold (65), LHP
KOKOS, Dick (54), OF, L-L
KOMMINSK, Brad (90), OF, R-R
KOSLO, George "Dave" (54), LHP
KRENCHICKI, Wayne (79-81), IF, L-R
KRETLow, Lou (54-55), RHP
KRYHOSKI, Dick (54), 1B, L-L
KUZAVA, Bob (54-55), LHP

LACY, Lee (85-87), OF, R-R
LANDRITH, Hobert "Hobie" (62-63), C, L-R
LANDRUM, Terry "Tito" (83, 88), OF, R-R
LARSEN, Don (54, 65), RHP
LAU, Charlie (61-63, 64-67), C, L-R
LEHEW, Jim (61-62), RHP
LEHMAN, Ken (57-58), LHP
LEONHARDT, Don (54), OF, R-R
LEONHARDT, Dave (67-72), RHP
LEPPERT, Don E. (55), 2B, L-R
LITTLEFIELD, Dick (54), LHP
LOCKE, Charlie (55), RHP
LOCKMAN, Carroll "Whitey" (59), 1B, L-R
LOES, Billy (56-59), RHP
LOPAT, Eddie (55), LHP
LOPEZ, Carlos (78), OF, R-R
LOPEZ, Marcelino (67, 69-70), LHP
LOWENSTEIN, John (79-85), OF, R-R
LUEBBER, Steve (81), RHP
LUEBKE, Dick (82), LHP
LYNN, Fred (85-88), OF, L-L

MABE, Bobbie (60), RHP
MADDOX, Elliott (77), OF-3B, R-R
MAJESKI, Hank (55), 3B, R-R
MARQUIS, Roger (55), OF, L-L
MARSH, Fred (55-56), IF, R-R
MARSHALL, Jim (58), 1B, L-L
MARTIN, Morrie (56), LHP
MARTINEZ, Dennis (76-86), RHP
MARTINEZ, Felix "Tippy" (76-86), LHP
MARTINEZ, Reynaldo "Chito" (91-), OF, L-L

MATCHICK, Tom (72), 3B, L-R
MAXWELL, Charlie (55), OF, L-L
MAY, Dave (67-70), OF, L-L
MAY, Lee (75-80), 1B, R-R
MAY, Rudy (76-77), LHP
McCORMICK, Mike (63-64), LHP
McDONALD, Ben (89), RHP
McDONALD, Jim (55), RHP
McGREGOR, Scott (76-88), LHP
McGUIRE, Mickey (62, 67), IF, R-R
McKNIGHT, Jeff (90-91), IF-OF, S-R
McNALLY, Dave (62-74), LHP
MELE, Sam (54), OF, R-R
MELENDEZ, Francisco (89), 1B, L-L
MELVIN, Bob (89-91), C, R-R
MERCEDES, Luis (91-), OF, R-R
MESA, Jose (87, 90), RHP
MICKS, Eddie (57-58), IF, R-R
MILACKI, Bob (88-), RHP
MILLER, Bill (55), LHP
MILLER, Dyer (75-77), RHP
MILLER, John (62-63, 65-67), RHP
MILLER, Randy (77), RHP
MILLER, Stu (63-67), RHP
MILLIGAN, Randy (89-), 1B, R-R
MIRABELLA, Paul (83), LHP
MIRANDA, Willy (55-59), SS-S-R
MITCHELL, John (90), RHP
MITCHELL, Paul (75), RHP
MOELLER, Ron (56, 58), LHP
MOLINARO, Bob (79), OF, L-R
MOORE, Ray (55-57), RHP
MORA, Andres (76-78), OF, R-R
MORALES, Jose (81-82), C-PH, R-R
MORELAND, Keith (89), DH, R-R
MORGAN, Mike (88), RHP
MOROGIELLO, Dan (83), LHP
MORRIS, John (68), LHP
MOSS, Les (54-55), C, R-R

11/12/26 Portland, OR
6/16/24 Brattleboro, VT
4/2/30 Portland, OR
1/13/53 Tulare, CA
6/4/58 Tupelo, MS
12/14/25 Athens, GA
5/26/67 Gadsden, AL

8/23/22 Swifton, AR
7/6/24 Oklahoma City, OK
7/30/44 Philadelphia, PA
8/18/20 Chicago, IL
6/4/56 Euclid, OH
11/30/54 Philadelphia, PA
2/2/62 Bowling Green, KY
4/1/58 Seattle, WA
2/17/34 Gary, IN
1/5/58 Siluria, AL
12/9/28 Fox Lake, IL
12/28/52 Albany, GA
12/9/41 Brunswick, MO
2/28/28 Chicago, IL
4/4/61 Lima, OH
3/31/20 Menasha, WI
9/17/54 Trenton, NJ
6/27/23 Apache, OK
3/24/25 Leonia, NJ
5/28/23 Wyandotte, MI

4/10/48 Longview, TX
3/16/30 Decatur, IL
10/25/54 Joplin, MO
8/7/29 Michigan City, IN
4/12/53 Romulus, MI
8/19/37 Baltimore, MD
6/10/28 Seattle, WA
10/4/22 Alton, IL
1/22/42 Arlington, VA
11/20/30 Memphis, TN
3/18/26 Detroit, MI
5/5/32 Malden, MO
7/25/26 Lowell, NC
12/13/29 Long Island City, NY
6/21/18 New York, NY
9/27/50 Mazatlan, MEX
9/23/43 Havana, CUBA
1/17/47 Wolf Point, MT
7/9/49 Clinton, MO
4/8/35 Chicago, IL
2/3/52 Chicago, IL

10/8/29 Danville, VA
12/21/47 E. Orange, NJ
12/13/16 Staten Island, NY
4/5/37 Holyoke, MA
1/5/24 Valley Falls, KS
5/25/32 Danville, IL
9/23/22 Dixon, MO
5/14/55 Granada, NIC
5/31/50 LaJunta, CO
12/19/65 Belize City, BELIZE, Central America

9/7/43 Hazelton, PA
4/8/27 Lawton, MI
12/23/43 New Castle, DE
3/23/43 Birmingham, AL
7/18/44 Coffeyville, KS
9/29/38 Pasadena, CA
11/24/67 Baton Rouge, LA
5/17/27 Grants Pass, OR
1/18/41 Inglewood, CA
2/18/63 Dayton, OH
10/31/42 Conway, AR
1/21/23 Billings, MT
1/25/64 Astoria, NY
10/28/61 Rio Piedras, PR
2/20/68 SP de Maconis, DR
5/22/66 Pueblo Viejo, DR
9/11/26 Burlington, NJ
7/28/64 Trenton, NJ
5/29/46 Minersville, PA
5/30/41 Batesville, IN
3/18/53 Baltimore, MD
12/26/27 Oxnard, CA

11/27/61 Northampton, MA
3/20/54 San Diego, CA
5/24/26 Belleville, NJ
8/11/65 Clifton, NJ
8/19/49 Velasco, CUBA
10/13/38 Dickson, TN
5/21/50 Worcester, MA
6/1/26 Cincinnati, OH
5/25/55 Newark, NJ
12/30/44 Meadows, MD
5/2/54 Rio Bravo, MEX
10/8/59 Frederiksted, VI
3/26/55 Dallas, TX
8/23/41 Tulsa, OK
5/14/25 Tulsa, OK

Portland, OR
Alpharetta, GA
Sacramento, CA
Beaverton, OR
Athens, GA
Died 11/5/1988
Attala, AL

Swifton, AR
Died 11/5/1988
Timonium, MD
Mesa, AZ
Escondido, CA
Daly City, CA
Bowling Green, KY
Seattle, WA
Detroit, MI
Crown Point, IN
Valley Forge, PA
Albany, GA
St Petersburg, FL
Died 4/9/86
Lima, OH
Died 12/1/75
Palm Harbor, FL
Enid, OK
Birmingham, AL
Wyandotte, MI

Agoura Hills, CA
Bloomfield Hills, MI
St Louis, MO
Morgan Hill, CA
Died 3/18/84
Essex, MD
Sedro Woolley, WA
St Louis, MO
Beverly, MA
Ninevah, IN
Detroit, MI
Poplar Bluff, MO
Scottsdale, AZ
Astoria, NY
Hillsdale, NY
Mexico City, MEX
Miami, FL
Las Vegas, NV
Joplin, MO
Died 12/4/74
Rancho Mirage, CA

Danville, VA
Guttenberg, NJ
Died 8/9/91
Holyoke, MA
Corry, PA
Scottsdale, AZ
Washington, MO
Miami, FL
Towson, MD
Metairie, LA
Toledo, OH
Paw Paw, MI
New Castle, DE
Cincinnati, OH
North Fork, CA
Cupertino, CA
Denham Springs, LA
Kingman, AZ
Towson, MD
Dayton, OH
Bee Branch, AR
Billings, MT
Quincy, MA
Juana Diaz, PR
Germantown, TN
SP de Maconis, DR
Cockeysville, MD
Huntingdon Valley, PA
Lake Havasu City, AZ
Hattboro, PA
Sarasota, FL
Baltimore, MD

Cameron Park, CA
Baltimore, MD
Clifton, NJ
Baltimore, MD
Nashville, MN
Berlin, MA
Cincinnati, OH
Del Ray Beach, FL
Upper Marlboro, MD
Orlando, FL
Deerfield, IL
Ogden, UT
Staten Island, NY
Scottsdale, DE
Longwood, FL

Orlando, FL
Deerfield, IL
Ogden, UT
Staten Island, NY
Scottsdale, DE
Longwood, FL

6/7-71, 73-74), OF, R-R
MURRAY, Eddie (77-88), 1B, S-R
MURRAY, Ray (54), C, R-R
MUSER, Tony (75-77), 1B, L-L
MUSSINA, Mike (91-), RHP

6/7-71, 73-74), OF, R-R
MURRAY, Eddie (77-88), 1B, S-R
MURRAY, Ray (54), C, R-R
MUSER, Tony (75-77), 1B, L-L
MUSSINA, Mike (91-), RHP

6/7-71, 73-74), OF, R-R
MURRAY, Eddie (77-88), 1B, S-R
MURRAY, Ray (54), C, R-R
MUSER, Tony (75-77), 1B, L-L
MUSSINA, Mike (91-), RHP

6/7-71, 73-74), OF, R-R
MURRAY, Eddie (77-88), 1B, S-R
MURRAY, Ray (54), C, R-R
MUSER, Tony (75-77), 1B, L-L
MUSSINA, Mike (91-), RHP

6/7-71, 73-74), OF, R-R
MURRAY, Eddie (77-88), 1B, S-R
MURRAY, Ray (54), C, R-R
MUSER, Tony (75-77), 1B, L-L
MUSSINA, Mike (91-), RHP

6/7-71, 73-74), OF, R-R
MURRAY, Eddie (77-88), 1B, S-R
MURRAY, Ray (54), C, R-R
MUSER, Tony (75-77), 1B, L-L
MUSSINA, Mike (91-), RHP

Darnell, LA
Los Angeles, CA
Spring Hope, NC
Van Nuys, CA
Montoursville, PA

Philadelphia, PA
Dallas, TX
Altadena, CA
Los Angeles, CA
St Louis, MO
St Louis Park, MN
Cincinnati, OH
Evergreen, NC
St Louis, MO
Charlotte, NC
Baltimore, MD
Breckenridge, MI

Sylva, NC
29 Palms, CA
Whitmore, SC
Kansas City, MO
Coffeyville, KS
Shreveport, LA
Scribner, NE
Orange, NJ
Teanack, NJ
Glen Ridge, NJ

Brooklyn, NY
Niawin, SASK
Lomita, CA
New York, NY
Bridgeport, CT
Detroit, MI
Viedo, SPAIN
Encino, CA
Oxnard, CA
Honey Brook, PA
Alhambra, CA
Victoria de las Tunas, CUBA

Puerto Cabello, VEN
Portland, OR
Paris, TX
Baltimore, MD
Whiting, IN
Detroit, MI
Tampa, FL
Rochester, NY
Talladega, AL
New York, NY
Lakeland, FL
Birmingham, AL
Philadelphia, PA
Ingleswood, CA
Fairfield, AL

Providence, RI
Whittier, CA
Victoria, TX
Memphis, TN
San Diego, CA
Flint, MI
Seattle, WA
Waco, TX
Portsmouth, OH
Floral Park, NY
Lancaster, PA
Havre de Grace, MD
Hunt Valley, MD
Reisterstown, MD
Temple Terrace, FL
Little Rock, AR

RECORDS

MAJOR ORIOLES AWARD WINNERS

Most Valuable Player, AL (BBWAA): Brooks Robinson ('64); Frank Robinson ('66), Boog Powell ('70), Cal Ripken Jr ('83 and '91).

Cy Young Award, AL (BBWAA): Mike Cuellar ('69 tied with Denny McLain), Jim Palmer ('73, '75, '76); Mike Flanagan ('79), Steve Stone ('80).

Manager of the Year, Major League (TSN): Hank Bauer ('66), Earl Weaver ('77, '79), Frank Robinson ('89).

Manager of the Year, AL (AP): Paul Richards ('60), Hank Bauer ('64, '66), Earl Weaver ('73, '77, '79), Frank Robinson ('89).

Manager of the Year, AL (UPI): Earl Weaver ('79), Joe Altobelli ('83), Frank Robinson ('89).

Rookie of the Year, AL (BBWAA): Ron Hansen ('60), Curt Blefary ('65), Al Bumbry ('73), Eddie Murray ('77), Cal Ripken Jr ('82), Gregg Olson ('89).

Rookie of the Year, AL (TSN): Ron Hansen ('60), Curt Blefary ('65), Al Bumbry ('73), Cal Ripken ('82), Craig Worthington ('89).

Rookie Pitcher of the Year, AL (TSN): Wally Bunker ('64), Tom Phoebus ('67), Mike Boddicker ('83).

Player of the Year, AL (TSN): Brooks Robinson ('64), Frank Robinson ('66), Cal Ripken Jr ('83 and '89).

Player of the Year, AL (Baseball America): Cal Ripken Jr ('83 & '91).

Pitcher of the Year, AL (TSN): Chuck Estrada ('60), Jim Palmer ('73, '75, '76), Mike Flanagan ('79), Steve Stone ('80).

Player of the Year, Major League (TSN): Frank Robinson ('66), Cal Ripken Jr ('83 and '89).

Executive of the Year, Major League (TSN): Harry Dalton ('70), Hank Peters ('79), Roland Hemond ('89).

Executive of the Year, Major League (UPI): Hank Peters ('79), Roland Hemond ('89).

Roberto Clemente Award (Commissioner's Office): Presented annually to player "who best typifies the game of baseball, both on and off the field"—Brooks Robinson ('72), Ken Singleton ('82).

Joe Cronin Award (AL Office): Presented annually to an AL player for significant achievement—Jim Palmer ('76), Brooks Robinson ('77).

Bart Giamatti Caring Award (Baseball Alumni Team): For exceptional devotion and contribution to both Baseball and the Community—Cal Ripken Jr ('90)...The 1st time presented...**Glenn Davis** won the award in '91 prior to joining the Orioles.

Most Valuable Player, World Series: Frank Robinson ('66), Brooks Robinson ('70), Rick Dempsey ('83).

Most Valuable Player, ALCS (Leland S. MacPhail Jr Award): Mike Boddicker ('83).

Most Valuable Player, All-Star Game (Commissioner's Office): Now known as Arch Ward Memorial Trophy—Billy O'Dell ('58), Brooks Robinson ('66), Frank Robinson ('71), Cal Ripken ('91).

Jack Dunn Memorial Community Service Award: Elrod Hendricks ('87), Ken Singleton ('88), Brooks Robinson ('89), Jim Palmer ('91).

MOST VALUABLE ORIOLES, '54 THRU '91

After one of the finest seasons ever by a Major League shortstop, **Cal Ripken** was named unanimously as the '91 winner of the **Louis M. Hatter** Most Valuable Oriole Award, presented annually by the Sports Boosters of Maryland Inc.

It was Cal's 2nd consecutive MVO Trophy and the 4th of his career. Earlier he had twice shared the honor with **Eddie Murray** ('83 & '88).

Others who have won 3 or more MVO awards: **Murray** (7); **Brooks Robinson** (4), **Frank Robinson** and **Ken Singleton** (3 each).

The Sports Boosters initiated the MVO trophy back in 1954, the Orioles' 1st season in Baltimore. Several years ago they renamed the award in memory of the late **Lou Hatter**, the distinguished and lovable "dean" of Baltimore baseball writers, who spent 27 years writing Orioles baseball for the *SUN*.

The winner is selected by vote of press, radio and television reporters who cover the Orioles on a regular basis.

Winners by position: Outfielders-13, 1st basemen-11, pitchers-8, 3rd basemen-4, shortstops-3, catchers and 2nd basemen-1 each.

SCHNEIDER, Jeff ('81), LHP	12/6/52	Bremerton, WA	Geneseo, IL
SCHU, Rick ('88-'89), 3B, R-R	1/26/62	Philadelphia, PA	Carmichael, CA
SCOTT, Ralph "Mickey" ('72-'73), LHP	7/25/47	Weimar, WGER	Binghamton, NY
SEGRIST, Kal ('55), IF, R-R	4/14/31	Greenville, TX	Lubbock, TX
SEGUI, David ('90-), 1B-OF, S-L	7/19/66	Kansas City, KS	Kansas City, KS
SEVERINSEN, Al ('69), RHP	11/9/44	Brooklyn, NY	Baldwin, NY
SHEETS, Larry ('84-'89), OF-DH, L-R	12/6/59	Staunton, VA	Cockeysville, MD
SHELBY, John ('81-'87), OF, S-R	2/23/58	Lexington, KY	Lexington, KY
SHETRONE, Barry ('59-'62), OF, L-R	7/6/38	Baltimore, MD	Glen Burnie, MD
SHOPAY, Tom ('71-'72, '75-'77), OF, L-R	2/21/45	Bristol, CT	Miami, FL
SHORT, Billy ('62-'66), LHP	11/27/37	Kingston, NY	Sarasota, FL
SIEBERN, Norm ('64-'65), 1B, L-R	7/26/33	St Louis, MO	Naples, FL
SIMMONS, Nelson ('87), OF, S-R	6/27/63	Washington, DC	San Diego, CA
SINGLETON, Ken ('75-'84), OF, S-R	9/12/51	New York, NY	Lutherville, MD
SISK, Doug ('88), RHP	9/28/57	Renton, WA	Tacoma, WA
SKAGGS, Dave ('77-'80), C, R-R	6/10/47	Santa Monica, CA	Norco, CA
SLEATER, Lou ('58), LHP	9/8/26	St Louis, MO	Towson, MD
SMITH, Al ('63), OF, R-R	2/7/28	Kirkwood, MO	Chicago, IL
SMITH, Billy ('77-'79), 2B, S-R	7/14/53	Hodge, LA	Austin, TX
SMITH, Hal ('55-'56), C, R-R	12/7/30	West Frankfort, IL	Houston, TX
SMITH, "Texas" Mike ('89-'90), RHP	10/31/63	San Antonio, TX	San Antonio, TX
SMITH, Nate ('62), C, R-R	4/26/35	Chicago, IL	
SMITH, Roy ('91), RHP	9/6/61	Mt. Vernon, NY	Mt. Vernon, NY
SNELL, Nate ('84-'86), RHP	9/2/52	Vance, SC	
SNYDER, Russ ('61-'67), OF, L-R	6/22/34	Oak, NE	Nelson, NE
STANHOUSE, Don ('78-'79, '82), RHP	2/12/51	DuQuoin, IL	Dallas, TX
STANICK, Pete ('87-'88), IF-OF, S-R	4/18/63	Harvey, IL	Park Forest, IL
STARRETTE, Herm ('63-'65), RHP	11/20/38	Statesville, NC	Statesville, NC
STEFERO, John ('83-'86), C, L-R	9/22/59	Sumter, SC	Pasadena, MD
STEPHENS, Gene ('60-'61), OF, L-R	1/20/33	Gravette, AR	Oklahoma City, OK
STEPHENS, Vern ('54-'55), 3B, R-R	10/23/20	McAlister, NM	Died 11/6/38 (48)
STEPHENSON, Earl ('77-'78), LHP	7/31/47	Benson, NC	Tampa, FL
STEWART, Sammy ('76-'85), RHP	10/28/54	Asheville, NC	Swannanoa, NC
STILLMAN, Royce ('75-'76), 1B-DH, L-L	1/2/51	Santa Monica, CA	
STOCK, Wes ('59-'64), RHP	4/10/34	Longview, WA	
STODDARD, Tim ('78-'83), RHP	1/24/53	East Chicago, IN	Tacoma, WA
STONE, Dean ('63), LHP	9/1/30	Moline, IL	Barrington, IL
STONE, Jeff ('88), OF, L-R	12/26/60	Kennett, MO	Silvis, IL
STONE, Steve ('79-'81), RHP	7/14/47	Euclid, OH	Lindenwald, NJ
STUART, Marlin ('54), RHP	8/8/18	Paragould, AR	Scottsdale, AZ
SUNDIN, Gordon ('56), RHP	10/10/37	Minneapolis, MN	Paragould, AR
SWAGGERTY, Bill ('83-'86), RHP	12/5/56	Sanford, FL	Estero, FL
			Hampstead, MD
TACKETT, Jeff ('91-), C, R-R	12/1/65	Fresno, CA	Camarillo, CA
TASBY, Willie ('58-'60), OF, R-R	1/8/33	Shreveport, LA	Plant City, FL
TAYLOR, Don ('90), RHP	8/11/58	Abington, PA	Bensalem, PA
TAYLOR, Joe ('58-'59), OF, L-L	3/2/26	Alhambra, CA	Pittsburgh, PA
TELFORD, Anthony ('90-), RHP	3/6/66	San Jose, CA	San Jose, CA
TEMPLE, Johnny ('62), 2B, R-R	8/9/28	Lexington, NC	Irmo, SC
TETTELTON, Mickey ('88-'90), C, S-R	9/16/60	Oklahoma City, OK	Scottsdale, AZ
THOMAS, Valmy ('60), C, R-R	10/21/28	Santurce, PR	Christiansburg, VA
THOMSON, Bobby ('60), OF, R-R	9/2/33	Glasgow, SCOTLAND	Watchung, NJ
THRONEBERRY, Marv ('61-'62), 1B, L-L	9/12/56	Collierville, TN	Collierville, TN
THURMOND, Mark ('88-'89), LHP	1/4/62	Houston, TX	Katy, TX
TIBBS, Jay ('88-'90), RHP	8/28/46	Birmingham, AL	Trussville, AL
TORREZ, Tim ('75), RHP	12/26/61	Topeka, KS	White Plains, NY
TRADES, Jim ('84, '86, '88-'89), 1B, L-L	7/30/30	Columbus, OH	Columbia, MD
TRIANDOS, Gus ('55-'62), C, R-R	6/29/15	San Francisco, CA	San Jose, CA
TROUT, Paul "Dizzy" ('57), RHP	9/19/30	Sandcut, IN	Died 2/28/72 (56)
TURLEY, Bob ('54), RHP	1/8/63	Troy, IL	Marco Island, FL
TURNER, Shane ('91), IF, L-R		Los Angeles, CA	Chino Hills, CA
UNDERWOOD, Tom ('84), LHP	12/22/53	Kokomo, IN	Lauderhill, FL
VALENTINE, Fred ('59, '63, '68), S-R	1/19/35	Clarksdale, MS	Washington, DC
VAN GORDER, Dave ('87), C, R-R	3/27/57	Los Angeles, CA	Tucson, AZ
VINEYARD, Dave ('64), RHP	2/25/41	Clay, WV	Left Hand, WV
VIRGIL, Ozzie ('62), 3B, R-R	5/17/33	Montecristi, PR	Glendale, AZ
WAITKUS, Eddie ('54-'55), 1B, L-L	9/4/19	Cambridge, MA	Died 9/15/72 (53)
WALKER, Greg ('90), 1B, L-R	10/6/59	Douglas, MA	Douglas, GA
WALKER, Jerry ('57-'60), RHP	2/12/39	Ada, OK	Ada, OK
WARD, Pete ('62), OF, L-R	7/26/39	Montreal, QUE	Lake Oswego, OR
WARWICK, Carl ('65), OF, R-L	2/27/37	Dallas, TX	Houston, TX
WASHINGTON, Ron ('87), IF, R-R	4/29/52	New Orleans, LA	New Orleans, LA
WATT, Eddie ('66-'73), RHP	4/4/42	Lamonia, IA	North Bend, NE
WELCH, Don ('82-'83), RHP	2/3/57	Atlanta, TX	Largo Vista, TX
WERLEY, George ('56), RHP	9/8/38	St Louis, MO	
WERTZ, Vic ('54), 1B-OF, L-R	2/9/25	York, PA	Died 7/7/83 (58)
WESTLAKE, Wally ('55), OF, R-R	11/18/20	Gridley, CA	Sacramento, CA
WESTON, Michael "Mickey" ('89-'90), RHP	3/26/61	Flint, MI	Marysville, MI
WHITT, Ernie ('91), C, L-R	6/13/52	Detroit, MI	Mt. Clemens, MI
WIGGINS, Alan ('85-'87), 2B, S-R	2/17/58	Los Angeles, CA	Died 1/7/91 (32)
WIGHT, Bill ('55-'57), LHP	4/12/22	Rio Vista, CA	Carmichael, CA
WILHELM, Hoyt ('58-'62), RHP	7/26/23	Huntersville, NC	Sarasota, FL
WILLIAMS, Dallas ('81), OF, L-L	2/28/58	Brooklyn, NY	Indianapolis, IN
WILLIAMS, Dick ('56-'57, '58, '61-'62) OF-IF, R-R	5/7/28	St Louis, MO	Las Vegas, NV
WILLIAMS, Earl ('73-'74), C-1B, R-R	7/14/48	Newark, NJ	Montclair, NJ
WILLIAMSON, Mark ('87-), RHP	7/21/59	Corpus Christi, TX	Baltimore, MD
WILSON, Jim ('55-'56), RHP	2/20/22	San Diego, CA	Died 9/2/86 (64)
WOODLING, Gene ('55, '58-'60), OF, L-R	8/16/22	Akron, OH	Medina, OH
WORTHINGTON, Craig ('88-), 3B, R-R	4/17/65	Los Angeles, CA	San Diego, CA
YOUNG, Bobby ('54-'55), 2B, L-R	1/22/25	Granite, MD	Died 1/28/85 (60)
YOUNG, Mike ('82-'87), OF, S-R	3/20/60	Oakland, CA	Rancho Murieta, CA
ZUPO, Frank "Noodles" ('57-'58, '61), C, L-R	8/29/39	San Francisco, CA	Burlingame, CA
ZUVERINK, George ('55-'59), RHP	8/20/24	Holland, MI	Tempe, AZ

The list above includes only players who appeared in at least one game for the Orioles.
 *Both Ripken brothers were actually born in Havre de Grace Hospital, but the family has always lived in neighboring Aberdeen

MOST VALUABLE ORIOLES, '54-'91

1954—Chuck Diering (of)	1973—Jim Palmer (rhp)
1955—Dave Philley (of)	1974—Paul Blair (of)/Mike Cuellar (rhp)
1956—Bob Nieman (of)	1975—Ken Singleton (of)
1957—Billy Gardner (2b)	1976—Lee May (1b)
1958—Gus Triandos (c)	1977—Ken Singleton (of)
1959—Gene Woodling (of)	1978—Eddie Murray (1b)
1960—Brooks Robinson (3b)	1979—Ken Singleton
1961—Jim Gentile (1b)	1980—Al Bumbry (of)
1962—Brooks Robinson (3b)	1981—Eddie Murray (1b)
1963—Stu Miller (rhp)	1982—Eddie Murray (1b)
1964—Brooks Robinson (3b)	1983—E. Murray (1b)/C. Ripken (ss)
1965—Stu Miller (rhp)	1984—Eddie Murray (1b)
1966—Frank Robinson (of)	1985—Eddie Murray (1b)
1967—Frank Robinson (of)	1986—Don Aase (rhp)
1968—Dave McNally (lhp)	1987—Larry Sheets (of)
1969—Boog Powell (1b)	1988—E. Murray (1b)/C. Ripken (ss)
1970—Boog Powell (1b)	1989—Gregg Olson (rhp)
1971—B. R'bins'n (3b)/F. R'bins'n (of)	1990—Cal Ripken (ss)
1972—Jim Palmer (rhp)	1991—Cal Ripken (ss)

ORIOLES GOLD GLOVE AWARD WINNERS

Year	Winner (pos)	Year	Winner (pos)	Year	Winner (pos)
1960	B. Robinson (3b)	1971	B. Robinson (3b)	1976	Belanger (ss)
1961	B. Robinson		Belanger (ss)		Grich (2b)
1962	B. Robinson		D. Johnson (2b)		Palmer (p)
1963	B. Robinson		Blair (of)	1977	Belanger (ss)
1964	B. Robinson (3b)	1972	B. Robinson (3b)		Palmer (p)
	Aparicio (ss)		Blair (of)	1978	Belanger (ss)
1965	B. Robinson (3b)	1973	B. Robinson (3b)		Palmer (p)
1966	B. Robinson (3b)		Belanger (ss)		Palmer (p)
	Aparicio (ss)		Grich (2b)	1979	Palmer (p)
1967	B. Robinson (3b)		Blair (of)	1980	None
	Blair (of)	1974	B. Robinson (3b)	1981	None
1968	B. Robinson (3b)		Belanger (ss)	1982	Murray (1b)
1969	B. Robinson (3b)		Grich (2b)	1983	Murray (1b)
	Belanger (ss)		Blair (of)	1984	Murray (1b)
	D. Johnson (2b)	1975	B. Robinson (3b)	1985	None
	Blair (of)		Belanger (ss)	1986	None
1970	B. Robinson (3b)		Grich (2b)	1987	None
	D. Johnson (2b)		Blair (of)	1988	None
	Blair (of)			1989	None
				1990	None
				1991	C. Ripken (ss)

Notes: After another superb season in the field, **Cal Ripken** was rewarded with his 1st Gold Glove, and the 1st for an Oriole in 7 seasons. Cal led Major League shortstops in putouts (267), assists (529), total chances (807), double plays (114) and the AL in fielding percentage (.988). Despite the 6-year drought, the Orioles with 49 lifetime Gold Gloves still lead the AL and rank 2nd only to the Cardinals among the 26 clubs.

Winners by club through the years: Cardinals-55 1/2*, ORIOLES-44, Reds & Yankees-41 each, Pirates-38, Tigers-35, Red Sox-34, Phillies-33, White Sox-30, Dodgers-27, Twins & Cubs-26 each, Braves-21, Giants-19, Angels-17, Royals-16, Expos-15, Athletics & Rangers-14 each, Astros-13, Padres-12 each, Indians-11, Mets 10 1/2*, Brewers & Blue Jays-9 each, Mariners-7, Original Senators-1.

33 Gold Gloves/11 Years: During the 11-year period from '69 thru '79 the Orioles won 33 Gold Gloves, including 4 each in '69, '71, '73, '74 & '75. During the 80s, **Eddie Murray** was the Birds' only winner...He earned 3 awards at 1st base, the last in '84.

Multiple Winners: A total of 8 Orioles have won multiple Gold Gloves. Leading the list is **Brooks Robinson** whose 16 tie him with former pitcher **Jim Kaat** for most won by a single player at any position (**Robert Clemente** & **Willie Mays** are tied for 3rd with 12 each). Others: **Paul Blair** & **Mark Belanger** (8 each); **Jim Palmer** & **Bobby Grich** (4 each); **Dave Johnson** & **Murray** (3 each), and **Luis Aparicio** (2 of the 9 he earned in his major league career).

Since '57: The Gold Glove Awards were initiated in '57 by the Rawlings Sporting Goods Company in cooperation with The Sporting News to acknowledge individual defensive excellence by vote of managers and coaches in each league. Selection is based on a player's overall defensive ability, not simply on fielding percentage.

***Keith Hernandez** played for both the Cardinals and Mets when he was chosen in '83.

LAST TIME IT HAPPENED

Stealing Home: ORIOLES: **Lee Lacy**, Aug 28, '86 (2nd gm, dh), at Oakland (double steal with **Cal Ripken**)...OPPONENTS: **Marty Barrett**, Boston, June 16, '88 at Baltimore.

Hitting for the Cycle: ORIOLES: **Cal Ripken**, May 6, '84 at Texas...OPPONENTS: **Mike Greenwell**, at Boston, Sep 14, '88.

Inside-the-Park Homer: ORIOLES: **Phil Bradley**, June 8, '90, vs New York at Baltimore (**Greg Cadaret**)...OPPONENTS: **Henry Cotto**, at Seattle, May 11, '91 (**Jose Mesa**).

Two-Homer Game: ORIOLES: **Cal Ripken**, Sep 29, '91, at Detroit...OPPONENTS: **Matt Nokes**, at NY, July 6, '91.

Three-Homer Game: ORIOLES: **Randy Milligan**, June 9, '90, vs New York at Baltimore...OPPONENTS: **Harold Baines**, at Oakland, May 7, '91.

Grand Slam: ORIOLES: **Dwight Evans**, July 26, '91, vs Oakland at Baltimore (**Gene Nelson**)...OPPONENTS: **Ken Griffey Jr.**, July 30, '91, at Seattle (**Roy Smith**).

Leading off Game with Homer: ORIOLES: **Mike Devereaux**, Apr 26, '91, vs Milwaukee at Baltimore (**Kevin Brown**)...OPPONENTS: **Roberto Kelly**, at New York, Sep 25, '90 (**Anthony Telford**).

Pinch-Hit Homer: ORIOLES: **Sam Horn**, Sep 7, '91 vs KC at Baltimore (**Jeff Montgomery**)...OPPONENTS: **Paul Sorrento**, at Minnesota, Sep 1, '91 (**Mark Williamson**).

Back-to-Back Homers: ORIOLES: **Sam Horn-Glenn Davis**, Sep 27, '91, at Detroit...OPPONENTS: **Phil Plantier-Jack Clark**, Boston, Sep 26, '91, at Baltimore (1st game, dh).

Three Consecutive Homers, Club: ORIOLES: **Cal Ripken-Eddie Murray-Fred Lynn**, 8th inning, Sep 16, '85, at Detroit...OPPONENTS: **John Grubb-Matt Nokes-Bill Madlock**, Detroit, 9th inning, June 28, '87, at Detroit.

No-Hitter: See page 46.

Triple Play: See page 105.

Pitcher Batting: ORIOLES: Regular season-**Grant Jackson**, Oct 3, '72 at Cleveland (struck out)...Post-Season-**Scott McGregor**, Oct 16, '83 at Philadelphia (grounded out), WS Game #5...OPPONENTS: Regular season-**Catfish Hunter**, New York, Sep 5, '76 at Baltimore (fly out)...Post-Season-**Charlie Hudson**, Oct 16, '83 at Philadelphia (struck out), WS Game #5.

Pitcher Getting a Hit: ORIOLES: Regular Season-**Roric Harrison**, Oct 3, '72 at Cleveland (home run off **Ray Lamb**)...NOTE: that was last regular season home run hit by an American League pitcher...Post-Season-**Tim Lincecum**, Oct 13, '79, at Pittsburgh (rbi single off **Kent Tekulve**, 8th inning), WS Game #4...OPPONENTS: Regular Season-**Woody Fryman**, Sep 12, '72 at Detroit (single off **Roric Harrison**)...Post-Season-**John Denny**, Oct 15, '83, at Philadelphia (rbi single off **Storm Davis**, 5th inning), WS Game #4...NOTE: above 2 categories do not include pitchers as pinch or designated hitters.

ONLY ORIOLE TO HOMER 1ST TIME UP

Righthanded pitcher **Leslie "Buster" Narum** is the only Oriole ever to hit a home run in his 1st major league plate appearance. He entered a game in Detroit on May 3, '63 in relief of **Chuck Estrada**, and homered in the 4th inning off lefthanded **Don Mossi** with **John Orsino** aboard. It was to be for Buster, a long-time Orioles farmhand, his only at bat in a Baltimore uniform.

The Orioles went on to win the game, but Narum, who worked 2.2 scoreless innings was not a pitcher of record. The win went to **Wes Stock**.

That was the first of 7 appearances, all in relief, Narum made for the O's. He was 0-0 with 0 saves before being dealt to the Washington Senators.

WON-LOST RECORDS vs EACH OPPONENT 1954 thru 1991

VS OPPONENT	HOME			ROAD			TOTAL	
	W	L	PCT	W	L	PCT	W	L
Boston	161	156	.508	138	176	.439	299	332
California	126	80	.612	106	104	.505	232	184
Chicago	164	118	.582	134	147	.477	298	265
Cleveland	165	150	.524	150	167	.473	315	317
Detroit	166	152	.522	160	161	.498	326	313
Kansas City	80	54	.597	63	70	.474	143	124
Milwaukee	97	59	.622	86	73	.541	183	132
Minnesota	162	120	.574	144	138	.511	306	258
New York	164	152	.519	149	169	.469	313	321
Oakland	159	119	.572	155	134	.536	314	253
Seattle	48	37	.565	48	37	.565	96	74
Texas	137	74	.649	139	74	.653	276	148
Toronto	58	39	.598	43	52	.453	101	91
Totals	1687	1310	.563	1515	1502	.502	3202	2812

*Tie Games: In 38 seasons, the Orioles have played 6,023 games, including 9 ties, all in Baltimore (one in '82 and 8 others between '55 and '64). Most were Baltimore curfew related. Those curfews, which prohibited starting an inning after 11:59 pm 6 days a week and required the immediate suspension of play at 11:59 pm on Saturdays, are no longer in effect.

The ties were played against Chicago-4, Kansas City A's-2; Milwaukee-1, New York-1 and Oakland-1.

Legend: 1-includes Seattle '69; 2-includes Washington '54-'60; 3-includes Philadelphia '54 & Kansas City '55-'67; 4-includes Washington '61-'71.

ORIOLES WON-LOST RECORDS IN DIFFERENT BALLPARKS

CALIFORNIA.....Wrigley Field, LA (6-4, '61)...Dodger Stadium (15-20, '62 thru '65)...Anaheim Stadium (86-81, '66 thru '91, including 1-1 in '79 ALCS)

CHICAGO.....Old Comiskey Park (131-144, '54 thru '90, including 2-0 in '83 ALCS)...New Comiskey Park (3-3, '91); Milwaukee County Stadium (2-0, 5/28/68 & 9/1/69).

KANSAS CITY.....Municipal Stadium vs both A's & Royals (93-71, '54 thru '67, '69 thru '72), vs Royals only (17-7, '69 thru '72)...Royals Stadium (46-63, '73 thru '91).

MILWAUKEE.....County Stadium (83-72, including 2-0 vs Chicago White Sox, 5/28/68 & 9/1/69).

MINNESOTA.....Metropolitan Stadium, Bloomington (80-68, '61 thru '81, including 3-0 in '69 & '70 ALCS)...Hubert H. Humphrey Metrodome (23-37, '82 thru '91).

NEW YORK.....Yankee Stadium (140-160, '54 thru '73, '76 thru '91)...New Yankee Stadium (49-60, '76 thru '91)...Shea Stadium (9-12, '74 & '75, including 0-3 in '69 WS vs Mets).

OAKLAND.....Oakland-Alameda County Coliseum (82-73, '68 thru '91, including 3-3 in '71, '73 & '74 ALCS).

PHILADELPHIA.....Connie Mack Stadium (2-9, '54).

SEATTLE.....Sicks' Stadium (5-1, '69)...Kingdome (48-37, '77 thru '91)

TEXAS.....Arlington Stadium (74-41, '72 thru '91).

TORONTO.....Exhibition Stadium (35-41, '77 thru '88)...SkyDome (8-11, '88-'91).

WASHINGTON.....Griffith Stadium vs both DC franchises (51-34, '54 thru '61)—44-33 vs original Senators & 7-1 vs expansion Senators...Robert F. Kennedy Stadium (58-32, '62 thru '71)...Note: Orioles had combined overall record of 224-126, .640 vs the 2 Washington franchises (home & way) and 109-66, .623 in Washington only.

ORIOLES WON-LOST RECORDS vs MULTI-CITY FRANCHISES

CALIFORNIA.....Los Angeles (49-41, '61 thru '65)...Anaheim (183-143, '66 thru '91, not including 3-1 in '79 ALCS).

MILWAUKEE.....Seattle Pilots (9-3, '69)...Brewers (174-129, '70 thru '91).

MINNESOTA.....Washington (Griffith) Senators (89-65, '54 thru '60)...Twins (217-193, '61 thru '91, not including 6-0 in '69 & '70 ALCS).

OAKLAND.....Philadelphia A's (10-12, '54)...Kansas City A's (151-104, '55 thru '67)...Oakland A's (153-137, '68 thru '91, not including 3-3 in '71, '73 & '74 ALCS).

TEXAS.....Washington (Expansion) Senators (135-61, '61 thru '71)...Rangers (141-87, '72 thru '91).

ORIOLES STANDINGS, 1954-1991

YEAR	WON	LOST	PCT	GB	STD	MANAGER(S)
1991	67	95	.414	24	6th	F. Robinson/John Oates ⁵
1990	76	85	.472	11½	5th	Frank Robinson
1989	87	75	.537	2	2nd	Frank Robinson
1988	54	107	.335	34½	7th	C. Ripken Sr/F. Robinson ⁴
1987	67	95	.414	31	6th	Cal Ripken Sr
1986	73	89	.451	22½	7th	Earl Weaver
1985	83	78	.516	16	4th	Altobelli/C. Ripken/Weaver ³
1984	85	77	.525	19	5th	Joe Altobelli
1983	98	64	.605	(6)	1st	Joe Altobelli
1982	94	68	.580	1	2nd	Earl Weaver
1981	59	46	.562	1	*2nd	Earl Weaver
1980	100	62	.617	3	2nd	Earl Weaver
1979	102	57	.642	(8)	1st	Earl Weaver
1978	90	71	.559	9	4th	Earl Weaver
1977	97	64	.602	2	2nd	Earl Weaver
1976	88	74	.543	10½	2nd	Earl Weaver
1975	90	69	.566	4½	2nd	Earl Weaver
1974	91	71	.562	(2)	1st	Earl Weaver
1973	97	65	.599	(8)	1st	Earl Weaver
1972	80	74	.519	5	3rd	Earl Weaver
1971	101	57	.639	(12)	1st	Earl Weaver
1970	108	54	.667	(15)	1st	Earl Weaver
1969	109	53	.673	(19)	1st	Earl Weaver
1968	91	71	.562	12	2nd	Bauer/Weaver ²
1967	76	85	.472	15½	#6th	Hank Bauer
1966	97	63	.606	(9)	1st	Hank Bauer
1965	94	68	.580	8	3rd	Hank Bauer
1964	97	65	.599	2	3rd	Hank Bauer
1963	86	76	.531	18½	4th	Billy Hitchcock
1962	77	85	.475	19	7th	Billy Hitchcock
1961	95	67	.586	14	3rd	Richards/Luman Harris ¹
1960	89	65	.578	8	2nd	Paul Richards
1959	74	80	.481	20	6th	Paul Richards
1958	74	79	.484	17½	6th	Paul Richards
1957	76	76	.500	21	5th	Paul Richards
1956	69	85	.448	28	6th	Paul Richards
1955	57	97	.370	39	7th	Paul Richards
1954	54	100	.351	57	7th	Jimmy Dykes

Totals 3202 2812 .532

*—1st half: 31-23, .574, 2 gb; 2nd half: 28-23, .549, 2 gb...#—tie

5-Oates (54-71) replaced Frank Robinson (13-24) on May 23.

4-Robinson (54-101) replaced Ripken (0-6) on Apr 12.

3-Altobelli (29-26) was relieved after game of June 12; Ripken (1-0) managed on June 13; Weaver (53-52) took over June 14.

2-Weaver (48-34) replaced Bauer (43-37) on July 11.

1-Harris (17-10) replaced Richards (78-57) on Sep 1.

ORIOLES MANAGERS' WON-LOST RECORDS

Joe Altobelli (212-167), .559	John Oates (54-71), .432
Hank Bauer (407-318), .561	Paul Richards (517-539), .490
Jimmy Dykes (54-100), .351	Cal Ripken Sr (68-101), .402
Luman Harris (17-10), .630	Frank Robinson (230-285), .447
Billy Hitchcock (163-161), .503	Earl Weaver (1480-1060), .583

1991 FINAL MAJOR LEAGUE STANDINGS

AL EAST	Won	Lost	Pct	GB	AL WEST	Won	Lost	Pct	GB
Toronto	91	71	.562	—	Minnesota	95	67	.586	—
Boston	84	78	.519	7	Chicago	87	75	.537	8
Detroit	84	78	.519	7	Texas	85	77	.525	10
Milwaukee	83	79	.512	8	Oakland	84	78	.519	11
New York	71	91	.438	20	Seattle	83	79	.512	12
ORIOLES	67	95	.414	24	Kansas City	82	80	.506	13
Cleveland	57	105	.352	34	California	81	81	.500	14
NL EAST	Won	Lost	Pct	GB	NL WEST	Won	Lost	Pct	GB
Pittsburgh	98	64	.605	—	Atlanta	94	68	.580	—
St Louis	84	78	.519	14	Los Angeles	93	69	.574	1
Philadelphia	78	84	.481	20	San Diego	84	78	.519	10
Chicago	77	83	.481	20	San Francisco	75	87	.463	19
New York	77	84	.478	20½	Cincinnati	74	88	.457	20
Montreal	71	90	.441	26½	Houston	65	97	.401	29

ORIOLES WON-LOST RECORDS vs EACH OPPONENT, 1991

vs AL WEST	Home			Total	vs AL EAST	Home			Total
	W-L	W-L	W-L			W-L	W-L	W-L	
California	3-3	3-3	6-6		Boston	4-2	4-3	8-5	
Chicago	1-5	3-3	4-8		Cleveland	4-3	3-3	7-6	
Kansas City	1-5	3-3	4-8		Detroit	2-4	3-4	5-8	
Minnesota	3-3	1-5	4-8		Milwaukee	2-5	1-5	3-10	
Oakland	1-5	2-4	3-9		New York	3-3	2-5	5-8	
Seattle	2-4	2-4	4-8		Toronto	2-5	3-3	5-8	
Texas	5-1	4-2	9-3		vs East	17-22	16-23	33-45	
vs West	16-26	18-24	34-50		Grand Total	33-48	34-47	67-95	

ORIOLES DAY-BY-DAY RECORD 1991

Game No.	Score	Pitchers of Record	Date	Team	Rec.	Pos.	G.B.	Daily	Att.
No.	Opp.	Bal.-Opp.	W-L	Orioles	Opponent				
1	CHI 1-9	L. Mesa-s (0-1)		MCDOWELL-c (1-0)	4/8	0-1	4T	1	50,213
2	CHI 0-2	L. Ballard-s (0-1)		HIBBARD-s (1-0)	4/10	0-2	7	2	24,890
3	Tex 3-0	W. JOHNSON-s (1-0)		B. Witt-s (0-1)	4/12	1-2	5	2	15,932
4	Tex 11-4	W. BALLARD-s (1-1)		Rogers-s (0-1)	4/13	2-2	3	1	23,636
5	Tex 3-15	L. Robinson-s (0-1)		RYAN-s (1-1)	4/14	2-3	4T	2	24,080
6	Mil 7-2	W. MESA-s (1-1)		Bosio-s (1-1)	4/15	3-3	3	2	50,056
7	Mil 3-7	L. Johnson-s (1-1)		NAVARRO-s (1-0)	4/17	3-4	6	1 1/2	8,053
8	Mil 3-4 (11)	L. Bautista-r (0-1)		NUNEZ-r (1-0)	4/18	3-5	6	2	7,884
9	TEX 5-0	W. ROBINSON-s (1-1)		Rogers-s (0-2)	4/19	4-5	5T	2	21,834
10	TEX 0-1	L. Mesa-s (1-2)		RYAN-s (2-1)	4/20	4-6	5T	3	22,448
11	Chi 7-8	L. McDonald-s (0-1)		FERNANDEZ-s (2-1)	4/22	4-7	6	2 1/2	30,480
12	Chi 4-10	L. Johnson-s (1-2)		MCDOWELL-s (3-1)	4/23	4-8	7	3 1/2	23,215
13	Chi 5-1	W. BALLARD-s (2-1)		Hough-s (0-1)	4/24	5-8	5T	2 1/2	26,121
14	MIL 4-5	L. Mesa-s (1-3)		HOLMES-r (1-0)	4/26	5-9	7	4	26,657
15	MIL 2-5	L. Robinson-s (1-2)		AUGUST-s (1-2)	4/27	5-10	7	4	31,241
16	MIL 5-4	W. MILACKI-r (1-0)		Holmes-r (1-1)	4/28	6-10	6T	4	33,066
17	SEA 1-10	L. Johnson-s (1-3)		DELUCIA-s (2-2)	4/29	6-11	7	4 1/2	18,718
18	SEA 3-6	L. Ballard-s (2-2)		NAVARRO-s (2-1)	4/30	6-12	7	5	18,743
19	SEA 2-1	W. MESA-s (2-3)		R. Johnson-s (2-3)	5/1	7-12	6	4	19,918
20	Cal 2-0	W. MCDONALD-s (1-1)		McCaskill-s (2-3)	5/3	8-12	6	4	37,085
21	Cal 3-6	L. Robinson-s (1-3)		LANGSTON-s (2-1)	5/4	8-13	6	5	29,612
22	Cal 4-6	L. Ballard-s (2-3)		ABBOTT-s (1-4)	5/5	8-14	6	6	41,103
23	Cal 7-0	W. MESA-s (3-3)		Lewis-s (1-2)	5/6	9-14	6	5 1/2	19,972
24	Oak 3-11	L. McDonald-s (1-2)		MOORE-s (5-0)	5/7	9-15	6	5 1/2	22,908
25	Oak 3-9	L. Flanagan-s (0-1)		Cu. YOUNG-r (1-0)	5/8	9-16	6	6 1/2	23,528
26	Sea 1-3	L. Ballard-s (2-4)		DeLUCIA-r (3-2)	5/10	9-17	7	8	24,568
27	Sea 11-5	W. MESA-s (4-3)		Krueger-r (1-1)	5/11	10-17	6	8	26,365
28	Sea 4-5	L. Olson-r (0-1)		JACKSON-r (3-2)	5/12	10-18	7	8	16,494
29	OAK 6-1	W. ROBINSON-s (2-3)		Slusarski-s (0-1)	5/14	11-18	7	7 1/2	24,047
30	OAK 3-6	L. Ballard-s (2-5)		WELCH-s (4-2)	5/15	11-19	7	8 1/2	32,410
31	OAK 5-11	L. Mesa-s (4-4)		KLINK-r (2-2)	5/16	11-20	7	9	32,488
32	CAL 5-1	W. MCDONALD-s (2-2)		Lewis-s (1-4)	5/17	12-20	6T	8	34,209
33	CAL 2-4	L. Williamson-r (3-1)		FINLEY-s (7-1)	5/18	12-21	6T	8	31,854
34	CAL 2-10	L. Ballard-s (2-6)		McCaskill-s (3-5)	5/19	12-22	7	8	36,436
35	Det 5-11	L. Milacki-s (1-1)		GLEATON-r (2-1)	5/20	12-23	7	9	10,420
36	Det 5-4	W. FLANAGAN-r (1-1)		Gibson-r (2-2)	5/21	13-23	6T	9	11,339
37	Det 5-9	L. McDonald-s (2-3)		GULLICKSON-s (5-2)	5/22	13-24	7	10	13,440
38	NY 1-7	L. Robinson-s (2-4)		SANDERSON-s (5-2)	5/24	13-25	7	10 1/2	30,436
39	NY 5-6	L. Flanagan-r (1-2)		FARR-r (2-1)	5/25	13-26	7	10 1/2	36,459
40	NY 1-2 (11)	L. Flanagan-r (1-3)		HABYAN-r (2-1)	5/26	13-27	7	10 1/2	39,259
41	CLE 2-3	L. Milacki-s (1-2)		CANDIOTTI-s (6-2)	5/27	13-28	7	10 1/2	23,193
42	CLE 5-2	W. R. Smith-s (1-0)		Nagy-s (1-5)	5/28	14-28	7	10 1/2	19,321
43	CLE 2-1	W. ROBINSON-s (3-4)		Walker-s (0-1)	5/29	15-28	7	9 1/2	23,328
44	Bos 9-1	W. BALLARD-s (3-6)		M. Young-s (3-3)	5/30	16-28	7	8 1/2	33,795
45	Bos 2-7	L. Mesa-s (4-5)		GARDINER-s (1-0)	5/31	16-29	7	9 1/2	33,744
46	Bos 3-1	W. HICKEY-r (1-0)		Darwin-s (2-2)	6/1	17-29	7	8 1/2	33,648
47	Bos 5-1	W. R. SMITH-s (2-0)		Clemens-s (7-3)	6/2	18-29	7	7 1/2	34,333
48	Min 2-3	L. Robinson-s (3-5)		MORRIS-s (6-5)	6/3	18-30	7	8 1/2	12,497
49	Min 3-4 (10)	L. Olson-r (0-2)		WILLIS-r (2-1)	6/4	18-31	7	8 1/2	11,672
50	Min 3-4	L. Mesa-s (4-6)		TAPANI-s (3-6)	6/5	18-32	7	9 1/2	12,464
51	TOR 6-4	W. MILACKI-s (2-2)		Timlin-r (4-3)	6/6	19-32	7	8 1/2	26,539
52	TOR 6-4	W. R. SMITH-s (3-0)		Guzman-s (0-1)	6/7	20-32	7	7 1/2	38,228
53	TOR 4-8	L. Kilgus-r (0-1)		KEY-s (9-2)	6/8	20-33	7	8 1/2	45,569
54	TOR 2-3	L. Ballard-s (3-7)		T. STITTLMYR-s (6-2)	6/9	20-34	7	9 1/2	26,309
55	KC 0-11	L. Mesa-s (4-7)		GUBICZA-s (2-3)	6/11	20-35	7	9 1/2	29,472
56	KC 4-9 (10)	L. Williamson-r (0-2)		M. DAVIS-r (2-1)	6/12	20-36	7	10	22,758
57	KC 8-6	L. Kilgus-r (0-2)		M. DAVIS-r (3-1)	6/13	20-37	7	11 1/2	27,012
58	Tor 1-9	L. Robinson-s (3-6)		T. STITTLMYR-s (7-2)	6/14	20-38	7	12 1/2	50,287
59	Tor 8-4	W. BALLARD-s (4-7)		Guzman-s (0-2)	6/15	21-38	7	11 1/2	50,292
60	Tor 1-8	W. FROTHWIRTH-r (1-0)		Ward-r (0-3)	6/16	22-38	6T	11	50,273
61	MIN 6-5	W. WILLIAMSON-r (1-2)		Aguilera-r (2-3)	6/17	23-38	6	10	25,600
62	MIN 2-9	L. R. Smith-s (3-1)		ERICKSON-s (11-2)	6/18	23-39	6	10	26,401
63	MIN 4-8	L. Olson-r (0-3)		MORRIS-c (9-5)	6/19	23-40	7	10	44,742
64	kc 2-3 (10)	L. Frothwirth-r (1-1)		CRAWFORD-r (2-0)	6/20	23-41	6	11 1/2	35,520
65	kc 1-0	W. MILACKI-s (3-2)		Gordon-s (4-5)	6/22	24-41	6	11 1/2	36,141
66	kc 11-8 (10)	W. FROTHWIRTH-r (2-1)		Montgomery-r (1-4)	6/23	25-41	6	11	30,018
67	kc 9-8 (12)	W. OLSON-r (1-3)		S. Davis-r (2-6)	6/23	26-41	6	11	30,018
68	Cle 5-3 (12)	W. WILLIAMSON-r (2-2)		Jones-r (1-6)	6/25	27-41	6	10 1/2	11,150
69	Cle 4-10	L. Ballard-s (4-8)		SWINDELL-s (4-6)	6/26	27-42	6	11 1/2	10,457
70	Cle 7-2	W. MILACKI-s (4-2)		Mutis-s (0-3)	6/27	28-42	6	11 1/2	18,889
71	BOS 3-9	L. Mesa-s (4-8)		Gr. HARRIS-s (4-7)	6/28	28-43	6	11 1/2	48,327
72	BOS 7-3	W. R. SMITH-s (4-1)		Darwin-s (3-5)	6/29	29-43	6	11 1/2	44,025
73	BOS 6-4	W. WILLIAMSON-r (3-2)		Hesketh-s (2-1)	6/30	30-43	6	11 1/2	47,274
74	DET 10-2	W. MCDONALD-s (3-3)		Gakeler-s (1-2)	7/1	31-43	6	11 1/2	28,835
75	DET 3-4	L. Ballard-s (4-9)		GULLICKSON-s (10-4)	7/2	31-44	6	12 1/2	30,898
76	DET 2-8	L. Milacki-s (4-3)		TANANA-s (6-6)	7/3	31-45	6	13 1/2	46,561
77	ny 2-3	L. R. Smith-s (4-2)		PLUNK-r (1-2)	7/4	31-46	6	12 1/2	31,309
78	ny 7-4	W. ROBINSON-s (4-6)		Leary-s (4-8)	7/5	32-46	6	13 1/2	21,125
79	ny 5-13	L. Frothwirth-r (2-2)		PLUNK-r (2-2)	7/6	32-47	6	14 1/2	29,924
80	ny 5-3	W. BALLARD-s (5-9)		Taylor-s (4-3)	7/7	33-47	6	14 1/2	43,505
81	Oak 1-8	L. Robinson-s (4-7)		STEWART-s (7-5)	7/11	33-48	6	15 1/2	34,015
82	Oak 6-3	W. MCDONALD-s (4-3)		Cu. Young-r (2-2)	7/12	34-48	6	15 1/2	36,539
83	Oak 2-0	W. MILACKI-s (5-3)		Show-s (0-1)	7/13	35-48	6	15 1/2	40,047
84	Oak 2-3 (11)	L. Olson-r (1-4)		BURNS-r (1-0)	7/14	35-49	6	15 1/2	31,425

ORIOLES DAY-BY-DAY RECORD 1991

Game No.	Score	Pitchers of Record	Date	Team	Rec.	Pos.	G.B.	Daily	Att.
No.	Opp.	Bal.-Opp.	W-L	Orioles	Opponent				
85	Cal 2-1	W. BALLARD-s (6-9)		Harvey-r (1-3)	7/15	36-49	6	15 1/2	22,896
86	Cal 1-2	L. Robinson-s (4-8)		LANGSTON-c (13-3)	7/16	36-50	6	15 1/2	26,062
87	kc 8-9 (15)	L. Williamson-r (3-3)		AQUINO-r (3-2)	7/17	36-51	6	16	21,821
88	kc 1-5	L. Milacki-s (5-4)		SABERHAGN-s (7-4)	7/18	36-52	6	17	30,170
89	SEA 4-1	W. R. SMITH-s (5-2)		DeLucia-s (6-6)	7/19	37-52	6	17	39,384
90	SEA 1-5	L. Ballard-s (6-10)		KRUEGER-s (7-3)	7/20	37-53	6	17	35,535
91	SEA 4-6	L. Robinson-s (4-9)		SWAN-r (4-2)	7/21	37-54	6	17	32,901
92	CAL 4-5	L. McDonald-s (4-4)		ABBOTT-s (8-7)	7/23	37-55	6	17	30,600
93	CAL 5-2	W. MILACKI-s (6-4)		Finley-c (13-5)	7/24	38-55	6	17	27,390
94	CAL 6-4	W. FRWIRTH-r (3-2)		McCaskill-s (7-13)	7/25	39-55	6	16	37,444
95	OAK 9-12	L. Williamson-r (3-4)		KLINK-r (7-2)	7/26	39-56	6	17	43,207
96	OAK 1-9	L. Ballard-s (6-11)		SLUSARSKI-c (3-4)	7/27	39-57	6	17	50,071
97	OAK 3-4	L. McDonald-s (4-5)		HONEYCUTT-r (2-2)	7/28	39-58	6	17	48,341
98	SEA 4-11	L. Milacki-s (6-5)		HANSON-s (6-5)	7/29	39-59	6	17	31,923
99	SEA 2-8	L. R. Smith-s (5-3)		KRUEGER-s (9-3)	7/30	39-60	6	17	18,731
100	SEA 4-2 (11)	W. FLANAGAN-r (2-3)		Swift-r (1-2)	7/31	40-60	6	17	22,524
101	Chi 3-0	W. MCDONALD-s (5-5)		Fernandez-s (5-8)	8/2	41-60	6	16 1/2	40,437
102	Chi 6-3	W. MILACKI-s (7-5)		McDowell-s (13-6)	8/3	42-60	6	15 1/2	41,169
103	Chi 0-1	L. Mussina-s (0-1)		HOUGH-c (7-6)	8/4	42-61	6	16 1/2	41,059
104	MIL 5-6	L. Williamson-r (3-5)		HENRY-r (2-0)	8/5	42-62	6	17	25,824
105	MIL 13-5	W. JOHNSON-s (2-3)		Hunter-s (0-5)	8/6	43-62	6	17	25,883
106	MIL 2-4	L. McDonald-s (5-6)		NAVARRO-c (9-9)	8/7	43-63	6	18	24,239
107	MIL 4-6	L. Milacki-s (7-6)		WEGMAN-s (7-6)	8/8	43-64	6	18	27,083
108	CHI 4-7	L. Mussina-s (0-2)		DRAHMAN-r (2-1)	8/9	43-65	6	18	35,038
109	CHI 4-7	L. Flanagan-r (2-4)		GARCIA-s (4-3)	8/10	43-66	6	18	39,494
110	CHI 0-7	L. Johnson-s (2-4)		ALVAREZ-c (1-0)	8/11	43-67	6	18	40,455
111	CHI 5-4 (11)	W. OLSON-r (2-4)		Pall-r (5-2)	8/12	44-67	6	17	25,975
112	TEX 4-3 (12)	W. JOHNSON-r (3-4)		Rogers-r (8-8)	8/13	45-67	6	15 1/2	32,241
113	TEX 8-7	W. FRWIRTH-r (4-2)		Guzman-s (7-5)	8/14	46-67	6	14 1/2	32,231
114	TEX 10-2	W. MUSSINA-s (1-2)		Alexander-s (5-3)	8/15	48-67	6	14 1/2	32,557
115	TEX 9-2	W. MESA-s (5-8)		Boyd-s (0-4)	8/16	48-68	6	14 1/2	32,550
116	MIL 5-8	L. R. Smith-s (5-4)		AUGUST-s (9-5)	8/17	48-69	6	14 1/2	31,063
117	MIL 6-7	L. McDonald-s (5-7)		NAVARRO-s (11-9)	8/18	48-70	6	16 1/2	22,638
118	MIL 1-2	L. Milacki-s (7-7)		WEGMAN-s (8-6)	8/19	48-71	6	17	33,652
119	Tex 1-4	L. Mussina-s (1-3)		RYAN-s (8-5)	8/20	49-71	6	17	19,393
120	Tex 8-6	W. JOHNSON-r (4-4)		Rosenthal-r (1-2)	8/21	50-71	6	16	18,576
121	Tex 4-3	W. FRWIRTH-r (5-2)		Brown-s (8-10)	8/22	50-72	6	15 1/2	35,048
122	MIN 5-4	W. OLSON-r (3-4)		Willis-r (7-3)	8/23	51-72	6	15 1/2	37,398

ORIOLES FIELDING-1991

Pitchers		PCT	G	GS	PO	A	E	TC	DP
Ballard, J	L	.950	26	22	4	15	1	20	3
Bautista, J	R	1.000	5	0	0	1	0	1	0
De La Rosa, F	R	.000	2	0	0	0	0	0	0
Flanagan, M	L	1.000	64	1	6	23	0	29	2
Frohwirth, T	R	.927	51	0	14	24	3	41	3
Hickey, K	L	1.000	19	0	1	1	0	2	0
Johnson, D	R	1.000	22	14	7	7	0	14	1
Jones, S	R	1.000	4	1	2	1	0	3	0
Kilgus, P	L	.931	38	0	14	13	2	29	2
McDonald, B	R	1.000	21	21	12	8	0	20	1
Mesa, J	R	1.000	23	23	17	17	0	34	0
Milacki, B	R	.959	31	26	23	24	2	49	4
Mussina, M	R	1.000	12	12	4	11	0	15	1
Olson, G	R	.850	72	0	6	11	3	20	0
Poole, J (Tot)	L	.889	29	0	2	6	1	9	0
Poole, J (Bal)	L	.889	24	0	2	6	1	9	0
Rhodes, A	L	1.000	8	8	0	1	0	1	0
Robinson, J	R	.882	21	19	5	10	2	17	0
Smith, R	R	1.000	17	14	9	8	0	17	0
Telford, A	R	1.000	9	1	2	2	0	4	0
Williamson, M	R	.889	65	0	7	9	2	18	0
Totals		.953			135	192	16	343	17
Catchers									
Hoiles, C	R	.998	89	80	433	43	1	477	5
Melvin, B	R	.998	72	67	383	31	1	415	8
Tackett, J	R	1.000	6	3	22	0	0	22	0
Whitt, E	R	1.000	20	12	72	8	0	80	0
Totals		.998			910	82	2	994	13
First Basemen									
Davis, G	R	.976	36	36	289	38	8	335	35
Gomez, L	R	1.000	3	1	16	0	0	16	0
Hoiles, C	R	1.000	2	1	10	1	0	11	1
Martinez, C	L	1.000	1	0	4	0	0	4	0
McKnight, J	R	1.000	2	2	14	1	0	15	1
Milligan, R	R	.990	106	103	930	81	10	1021	92
Segui, D	L	.996	42	19	206	22	1	229	22
Totals		.988			1469	143	19	1631	151
Second Basemen									
Bell, J	R	.973	77	54	104	189	8	301	39
Hulett, T	R	.968	26	10	29	32	2	63	5
Ripken, B	R	.986	103	98	200	284	7	491	75
Turner, S	R	1.000	1	0	0	1	0	1	0
Totals		.980			333	506	17	856	119
Third Basemen									
Gomez, L	R	.972	105	102	62	184	7	253	20
Hulett, T	R	.976	39	30	18	65	2	85	8
Worthington, C	R	.975	30	30	26	51	2	79	3
Totals		.974			106	300	11	417	31
Shortstops									
Bell, J	R	.929	15	0	3	10	1	14	1
Hulett, T	R	.000	1	0	0	0	0	0	0
Ripken, C	R	.986	162	162	267	529	11	807	114
Totals		.985			270	539	12	821	115
Outfielders									
Anderson, B	L	.981	101	60	151	3	3	157	0
Bell, J	R	.000	1	0	0	0	0	0	0
Devereaux, M	R	.993	149	138	399	10	3	412	1
Evans, D	R	.984	67	59	116	6	2	124	2
Martinez, C	L	.982	54	53	107	4	2	113	2
McKnight, J	R	1.000	7	6	8	1	0	9	0
Mercedes, L	R	1.000	15	14	20	0	0	20	0
Milligan, R	R	.950	9	9	19	0	1	20	0
Orsulak, J	L	.997	132	118	272	22	1	295	4
Segui, D	L	.967	33	29	58	1	2	61	0
Totals		.988			1150	47	14	1211	9
Team Totals		.985	162	162	4373	1809	91	6273	172

O'S WIN 14TH FIELDING TITLE

The O's won their 14th A.L. Championship in '91 while becoming the 1st club ever to commit fewer than 100 errors in 3 straight seasons. Years O's have led league in fielding: '63, '64, '66, '69, '74, '75, '76, '77, '78, '80, '82, '84, '89, '91.

ORIOLES BATTING & PITCHING-1991

BATTER	AVG	G	AB	R	H	TB	2B	3B	HR	RBI	SH	SF	HP	BB-I	SO	SB	CS	DP	ESLG	OBP
Anderson,B	.230	113	256	40	59	83	12	3	2	27	11	3	5	38-0	44	12	5	1	3.324	.338
Bell,J	.172	100	209	26	36	52	9	2	1	15	4	2	0	8-0	51	0	0	1	9.249	.201
Right	.104		48		5	6	1	0	0	0	0	0	0	0-0	16			0	.125	.104
Left	.193		161		31	46	8	2	1	15	4	2	0	8-0	35			1	.286	.228
Davis,G	.227	49	176	29	40	81	9	1	10	28	0	2	5	16-0	29	4	0	2	8.460	.307
Devereaux,M	.260	149	608	82	158	262	27	10	19	59	7	4	2	47-2	115	16	9	13	3.431	.313
Evans,D	.270	101	270	35	73	102	9	1	6	38	1	2	2	54-2	54	2	3	7	2.378	.393
Gomez,L	.233	118	391	40	91	160	17	2	16	45	5	7	2	40-0	82	1	1	11	7.409	.302
Holles,C	.243	107	341	36	83	131	15	0	11	31	0	1	1	29-1	61	0	2	11	1.384	.304
Hom,S	.233	121	317	45	74	159	16	0	23	61	0	1	3	41-4	99	0	0	10	0.502	.326
Hulett,T	.204	79	206	29	42	72	9	0	7	18	1	0	1	13-0	49	0	1	3	4.350	.255
Martinez,C	.269	67	216	32	58	111	12	1	13	33	0	1	0	11-0	51	1	1	2	2.514	.303
McKnight,J	.171	16	41	2	7	8	1	0	0	2	0	0	0	2-0	7	1	0	2	0.195	.209
Right	.150		20		3	3	0	0	0	1	0	0	0	1-0	3			1	.150	.190
Left	.190		21		4	5	1	0	0	1	0	0	0	1-0	4			1	.238	.227
Melvin,B	.250	79	228	11	57	70	10	0	1	23	1	5	0	11-2	46	0	0	5	1.307	.279
Mercedes,L	.204	19	54	10	11	13	2	0	0	2	1	0	0	4-0	9	0	0	1	0.241	.259
Mesa,J	---	1	0	0	0	0	0	0	0	0	0	0	0	0-0	0	0	0	0	---	---
Milligan,R	.263	141	483	57	127	196	17	2	16	70	0	2	2	84-4	108	0	5	23	11.406	.373
Orsulak,J	.278	143	486	57	135	174	22	1	5	43	0	3	4	28-1	45	6	2	9	1.358	.321
Ripken,B	.216	104	287	24	62	75	11	1	0	14	11	2	0	15-0	31	0	1	14	7.261	.253
Ripken,C	.323	162	650	99	210	368	46	5	34	114	0	9	5	53-15	46	6	1	19	11.566	.374
Segui,D	.278	86	212	15	59	72	7	0	2	22	3	1	0	12-2	19	1	1	7	3.340	.316
Right	.337		98		33	40	4	0	1	12	0	0	0	4-0	8			3	.408	.363
Left	.228		114		26	32	3	0	1	10	3	1	0	8-2	11			4	.281	.276
Tackett,J	.125	6	8	1	1	1	0	0	0	0	1	0	0	2-0	2	0	0	0	0.125	.300
Turner,S	.000	4	1	0	0	0	0	0	0	0	0	0	0	0-0	0	0	0	0	0.000	.000
Whitt,E	.242	35	62	5	15	17	2	0	0	3	0	0	0	8-0	12	0	0	3	0.274	.329
Writhing'n,C	.225	31	102	11	23	38	3	0	4	12	1	0	1	12-0	14	0	1	3	2.373	.312
Des. Hitter	.240	162	601	84	144	272	26	0	34	105	1	2	5	85-5	160	3	3	18	0.453	.338
Baltimore	.254	162	5604	686	1421	2245	256	29	170	660	47	45	33	528-33	974	50	33	147	91.401	.319
Opponents	.273	162	5626	796	1534	2319	294	25	147	757	43	45	28	504-40	868	111	51	134	110.412	.333
PITCHER	W	L	ERA	G	GS	CG	GF	SH	SV	IP	H	R	ER	HR	HB	BB-I	SO	AVG*		
Ballard,J	L	6	12	5.60	26	22	0	1	0	0	123.2	153	91	77	16	2	28-2	37	.302	
Bautista,J	R	0	1	16.88	5	0	0	3	0	0	5.1	13	10	10	1	1	5-0	3	.464	
de la Rosa,F	R	0	0	4.50	2	0	0	1	0	0	4.0	6	3	2	0	0	2-0	1	.353	
Flanagan,M	L	2	7	2.38	64	1	0	24	0	3	98.1	84	27	26	6	3	25-6	55	.236	
Frohwirth,T	R	7	3	1.87	51	0	0	10	0	3	96.1	64	24	20	2	1	29-3	77	.190	
Hickey,K	L	1	0	9.00	19	0	0	6	0	0	14.0	15	14	14	3	0	6-0	10	.278	
Johnson,D	R	4	8	7.07	22	14	0	4	0	0	84.0	127	68	66	18	4	24-3	38	.349	
Jones,S	R	0	0	4.09	4	1	0	0	0	0	11.0	11	6	5	1	0	5-0	10	.256	
Kilgus,P	L	0	2	5.08	38	0	0	14	0	1	62.0	60	38	35	8	3	24-2	32	.256	
McDonald,B	R	6	8	4.84	21	21	1	0	0	0	126.1	126	71	68	16	1	43-2	85	.261	
Mesa,J	R	6	11	5.97	23	23	2	0	1	0	123.2	151	86	82	11	3	62-2	64	.307	
Milacki,B	R	10	9	4.01	31	26	3	1	1	0	184.0	175	86	82	17	1	53-3	108	.253	
Mussina,M	R	4	5	2.87	12	12	2	0	0	0	87.2	77	31	28	7	1	21-0	52	.239	
Olson,G	R	4	6	3.18	72	0	0	62	0	31	73.2	74	28	26	1	1	29-5	72	.262	
Poole,J	L	3	2	2.36	29	0	0	5	0	1	42.0	29	14	11	3	0	12-2	38	.196	
Bat Only	L	3	2	2.00	24	0	0	3	0	0	36.0	19	10	8	3	0	9-2	34	.157	
Rhodes,A	L	0	3	8.00	8	8	0	0	0	0	36.0	47	35	32	4	0	23-0	23	.320	
Robinson,J	R	4	9	5.18	21	19	0	0	0	0	104.1	119	62	60	12	6	51-2	65	.289	
Smith,R	R	5	4	5.60	17	14	0	0	0	0	80.1	99	52	50	9	1	24-0	25	.311	
Telford,A	R	0	0	4.05	9	1	0	4	0	0	26.2	27	12	12	3	0	6-1	24	.265	
Williamson,M	R	5	5	4.48	65	0	0	21	0	4	80.1	87	42	40	9	0	35-7	53	.275	
Baltimore	67	95	4.59	162	162	8154	8	42	1457.2	1534	796	743	147	28	504-40	868	273			
Opponents	95	67	3.87	162	162	13149	6	48	1469.2	1421	868	632	170	33	529-33	974	254			

1991 SEASON SUMMARY FINAL OVERALL RECORD: 67-95 6th in A.L. East, 24 GB

O'S 1-RUN LOSSES, AL'S MOST IN 23 YEARS: The Orioles dropped games by one run, tying the '78 Indians as the most by an AL club... the '68 White Sox set the league record with 44... O's played 53 one-run games (18-35), their most since '78.

MOST LOSSES IN O'S HISTORY			
W	L	PCT.	POS
54	107	.335	7TH
54	100	.351	7TH
57	97	.370	7TH
67	95	.414	6TH

UNDER JOHN OATES: Orioles went 54-71 (.432). John was named manager May 23... He signed a 2-year contract to return as the Orioles skipper the day after the season ended.

DAYS IN EACH PLACE: 1st (2); 2nd (0); 3rd (3); 4th (2); 5th (12); 6th (123); 7th (43)... The Orioles got as high as 3rd place for only 3 days, April 13, 15-16.

The O's spent 43 of the season's 1st 74 days in last place... On June 22, they moved past Cleveland into 6th place and stayed there for all but one of the rest of the season... They spent 108 straight days in 6th place before moving into a 5th place tie with the Yankees on Sep 29.

STREAKS: Only once all season did the O's win more than 6 games in a 10-game stretch, that came June 22-July 1, when they went 8-2... Only times all season did the O's win as many as 3 straight games (3 straight times, 4 straight once and a season-high 5 straight one time, Aug 12-13).

Conversely, the O's avoided any prolonged losing streaks... They were in of only 2 AL teams that didn't lose more than 6 straight games at least once during the season... The Red Sox and the O's longest losing streak were 6 games apiece.

O'S 1ST EVER WITH FEWER THAN 100 E'S 3 STRAIGHT YEARS: The O's captured their 14th AL fielding title with a major league low 91 errors, 2nd fewest in club history... The Orioles also became the 1st team in major league history to make fewer than 100 errors in 3 straight seasons... The O's made 87 in '89 and 93 in '90.

The O's led the majors in fielding despite 19 errors by their 1st basemen, 2nd most in the AL... The O's also set 2 club records: most consecutive errorless games (13, Sep 12-26) and most errorless games in a season (97, beating old mark by 4)... The O's were 49-48 when they didn't make an error and 18-47 when they did.

CATCHER'S EFFICIENCY: Orioles catchers threw out 47 of 154 (.305) attempted base stealers, their best mark since '83 when **Rick Dempsey**, **Joe Nolan** and **John Stefero** threw out 40 of 129, a .310 mark. The '91 breakdown: **Hoiles** (24 caught stealing out of 73 attempts); **Melvin** (18 of 65); **Tackett** (0 of 3) and **Whitt** (5 of 13).

ORIOLES THIRD BASEMEN, BEST NUMBERS SINCE BROOKS: Orioles 3rd basemen—**Leo Gomez**, **Craig Worthington**, and **Tim Lincecum**—combined for a .974 fielding percentage, best in the AL and the highest percentage by O's 3rd basemen since '72, when **Brooks Robinson** had a .976 mark.

BATTING: O'S TOUGHEST TO SHUT OUT IN AL: Although they were 12th in hitting (.254), and 10th in runs scored (686), the O's were the toughest team to shut out in the AL, blanked only 6 times, fewest by an Oriole team since '84...

The O's struck out 974 times, most since '68 (1,019) and the 4th highest total in club history... The Orioles' 256 doubles were 5th in club history and their .401 slugging mark was bettered by only 4 other major league teams.

O's stole only 50 bases, their fewest since '82 (49)... Six major leaguers stole more than the O's: **Marquis Grissom**, Montreal (76), **Otis Nixon**, Atlanta (72), **Rickey Henderson**, Oakland (58), **Delino DeShields**, Montreal (56), **Roberto Alomar**, Toronto (53) and **Tim Lincecum**, White Sox (51). The O's .262 batting average on the road and .244 mark at home marked the 11th time in the last 12 years that the team has hit higher on the road than at home... The O's .252 average with men in scoring position was 13 points below the league average, but their .321 mark with the bases loaded was 30 points above the AL average.

	O'S BATTING WITH MEN IN SCORE POSITION					O'S BATTING WITH A MAN ON THIRD BASE					O'S BATTING WITH THE BASES LOADED				
	AVG	AB	H	MISP	RBI	AVG	AB	H	MISP	RBI	AVG	AB	H	BB	HR
Anderson	.280	50	14	80-	20	.368	19	7	26-	11	.500	6	3	1	0
Bell	.106	47	5	64-	12	.118	17	2	19-	8	.000	2	1	0	0
Davis	.190	42	8	59-	12	.154	13	2	21-	7	.000	2	0	0	0
Devereaux	.257	101	26	136-	33	.256	39	10	49-	17	.000	6	0	0	0
Evans	.354	65	23	109-	26	.409	22	9	34-	15	.364	11	4	4	1
Gomez	.188	80	15	119-	21	.250	28	7	39-	15	.333	12	4	0	0
Hoiles	.224	67	15	91-	16	.192	26	5	30-	7	.400	5	2	0	1
Horn	.275	80	22	105-	25	.323	31	10	34-	12	.500	4	2	0	1
Hulett	.137	51	7	63-	9	.143	21	3	23-	5	.000	4	0	0	0
Marinez	.288	52	15	66-	17	.292	24	7	25-	10	.200	10	2	0	0
McKnight	.125	16	2	16-	2	.333	3	1	3-	1	—	—	—	—	—
Melvin	.305	59	18	89-	21	.417	24	10	34-	14	.333	6	2	0	0
Mercedes	.111	9	1	12-	2	.200	5	1	5-	1	—	—	—	—	—
Milligan	.305	128	39	187-	44	.294	51	15	59-	20	.333	12	4	0	1
Orsulak	.239	109	26	144-	32	.171	41	7	48-	18	.375	8	3	1	1
B. Ripken	.207	58	12	75-	13	.200	20	4	26-	8	.333	3	1	0	0
C. Ripken	.315	149	47	202-	57	.327	55	18	77-	34	.500	6	3	0	0
Segui	.281	57	16	66-	20	.563	16	9	19-	11	.667	3	2	0	0
Tackett	.000	1	0	2-	0	—	—	—	—	—	—	—	—	—	—
Turner	.000	1	0	1-	0	—	—	—	—	—	—	—	—	—	—
Whitt	.111	18	2	21-	3	.400	5	2	6-	2	.000	1	0	0	0
Worthington	.231	26	6	38-	6	.176	17	3	18-	4	.200	5	1	0	0
TEAM	.252	1,266	319	1,745-	391	.277	477	132	595-	220	.321	106	34	6	5

HOME RUNS: The Birds finished 3rd in the majors in home runs with 170, the 8th highest total in club history... With slugger **Glenn Davis** returning from the disabled list in late August, the Orioles belted a major league-high 42 round trippers after Sep 1 and homered in 27 of their last 33 games.

The Orioles cleared the fence 37 times in September alone, the most they'd hit in one month since August, '87 (40)... The O's had 8 players with at least 10 home runs. Only one other major league club had as much balance; Texas also had 8 players in double figures... The O's increased their homer output almost 30 percent over '90, when they hit 132.

FALLING BEHIND: Forty-three times the Orioles fell behind by at least 3 runs before the 4th inning... Thirty-nine of those games were losses... The Orioles were outscored 134-67 in the 1st inning and 236-138 in the 1st 2 innings.

RUNS BY INNINGS	1	2	3	4	5	6	7	8	9	EXTRA	TOTAL
OPPONENTS	134	102	96	70	104	88	77	51	57	17	796
ORIOLES	67	71	95	83	109	73	57	70	47	14	686

PITCHING: The staff's 4.59 era was the highest in the majors and the 2nd highest in club history, topped by only '87 (5.01)... While the 1534 hits allowed were also the 2nd most in club history and 3rd most in the majors, the 504 walks were 3rd fewest in the league.

O'S BULLPEN BUSIEST: The Orioles' bullpen threw a club record and major league-high 557.2 innings... The bullpen was 25-26 with 42 saves in 58 opportunities (.724) with the AL's 5th best era (3.45, ip-557.2, h-509,

er-214, bb-186, so-389)...The relievers contributed to a number of frequency records as well: tied ML record for most pitchers used in a no-hitter (4, July 13 at Oakland); tied ML record for most pitchers in a doubleheader (13, Aug 13 vs Texas) and set club record for most pitchers in a shutout (5, Aug 2 at Chicago).

Save/Save Opportunities: FLANAGAN (3-5, 60 pct); FROHWIRTH (3-5, 60 pct); KILGUS (1-1, 100 pct); OLSON (31-39, 79 pct); WILLIAMSON (4-7, 57 pct); TOTALS (42-58, 72 pct).

Runners Inherited/Scored-Pct Stranded: BALLARD (5-1, 80 pct); BAUTISTA (3-2, 33 pct); DELAROSA (3-0, 0 pct); FLANAGAN (47-11, 89 pct); FROHWIRTH (53-18, 66 pct); HICKEY (18-2, 89 pct); JOHNSON (18 pct); JONES (5-2, 60 pct); KILGUS (33-10, 70 pct); MILACKI (9-6, 33 pct); OLSON (30-11, 63 pct); POOLE (26-7, 73 pct); TELFORD (9-3, 67 pct); WILLIAMSON (62-20, 68 pct); TOTALS (314-103, 67 pct).

RELEASED HELP: Three key members of the Orioles pitching staff, **Mike Flanagan**, **Todd Frohwirth** and **Jim Poole**, all are players who have been released. In relief, the trio had a combined 2.11 era (ip-230.2, h-er-54, bb-63, so-166) and held the opposition to a .205 batting average (814-167)...The rest of the Orioles' staff worked to a 5.05 era (ip-212, h-1367, er-689).

STARTERS: Overall, O's starters were 42-69 with the highest era in the majors (5.29, ip-900, h-1025, er-529, bb-318, so-479)...Fifty-five times starters failed to go 5 innings (12-43)...The Orioles season-opening starting rotation (**Jose Mesa**, **Jeff Ballard**, **Dave Johnson** and **Jeff Robinson**) had a total of 18 times in 78 starts...IN A ONE MONTH SPAN, Aug 12-Sep 11, the Orioles' got a glimpse of a solid starting staff when their top 3 starters, **Bob Milacki**, **Mike Mussina** and **Ben McDonald**—combined for a 2.89 era (ip-131, er-42) and pitched at least into the 7th inning in 16 of the combined 18 starts. However, their record was only 6-6.

Until McDonald was shelved with a shoulder injury in September, the Orioles starting rotation in August and September was the youngest in the majors, averaging 24 years, 2 months, just ahead of Atlanta and Cleveland (26 years, 4 months each)...The O's starting 5 during that span was McDonald (23 years old), Mesa (25), Mussina (22), Milacki (27) and **Art Rhodes** (21).

NO-HITTERS: On July 13 at Oakland, the Orioles beat Oakland 2-0 in the Orioles' 1st no-hitter since '69. Milacki, Flanagan, **Mark Williamson** and **Gregg Olson** combined for only the second 4-pitcher no-hitter in major league history. The other was by Oakland (**Vida Blue**, **Glen Abbott**, **Pete Lindblad**, and **Rollie Fingers**) on Sep 28, '75. Milacki started for the Orioles, but left after 6 innings when he was struck on the right hand by a ball hit by **Willie Wilson**. Flanagan, Williamson and Olson each worked an inning.

On Aug 11, Chicago's **Wilson Alvarez** threw the 6th and last no-hitter in Memorial Stadium history. The 24-year-old rookie was the youngest to throw a no-hitter since Oakland's **Vida Blue** in '70...**Cal Ripken** reached on a throwing error by catcher **Ron Karkovice** in the 7th inning, the closest the O's came to a base hit.

O'S PINCH HITTERS, DESIGNATED HITTERS LED LEAGUE IN HOMERS: Orioles designated hitters clouted a club record and AL-high 34 homers, most in the league since Toronto hit 38 in '87...Oriole pinch hitters belted 7 pinch-hit home runs, tops in the AL and their most since '84...Oriole designated hitters also knocked in 105 runs, 2nd in the AL...One year earlier, O's DHs had 19 homers and 65 rbi.

Sam Horn led all lefthanded dh's with 21 homers...Horn also led all AL pinch hitters with 3 home runs, tying the club mark accomplished 4 other times, most recently by **Jim Dwyer** in '86...Orioles pinch hitters belted 3 grand slams (**Joe Orsulak** and **Dwight Evans**), the 14th and 15th in club history...There have been 5 pinch-hit grand slams in the AL over the past 2 years and the Orioles have hit 4 of them: **Phil Bradley**, **Evans**, **Horn** and **Orsulak**...The other was hit in '91 by former Oriole **Mickey Tettleton**.

O's pinch hitters batted .254, 5th in the AL...O's pinch hitters were led by **Evans** (.400, 25-10), who was 3rd in the AL in batting among pinch hitters with 20 or more games...His 10 pinch hits were the most by an Oriole since **Terry Crowley** and **Lee May** each had 11 in '80.

THE RIPLENS MOVE PAST THE TORRES: Since Bill broke into the major leagues in 1987, the two Ripkens have now played in 555 games together; started 526 games and turned 247 double plays Prior to the Ripkens, the most any brother double play combo had ever played side-by-side in the majors were Pittsburgh's **O'Brien** twins (**Eddie** and **Johnny**) who appeared in approximately 100 games together with the Pirates in 1953-55-56 The Ripkens are the 5th set of brothers to play the keystone combination.

MOST CAREER HOME RUNS BY BROTHER COMBINATIONS

Hank and Tommie Aaron	768	Dick, Ron and Hank Allen	358
Joe, Vince, and Dom DiMaggio	573	Bob and Roy Johnson	346
Clete and Ken Boyer	444	Matty, Jesus and Felipe Alou	269
Carlos and Lee May	444	Cal and Bill Ripken	268
Graig and Jim Nettles	406	Joe and Frank Torre	264
Eddie and Charles Murray	402		

FROM THE LEFT SIDE: The Orioles left side of the infield, shortstops **Cal Ripken** and **Juan Bell**, and 3rd basemen **Leo Gomez**, **Craig Worthington**, and **Tim Hulett** combined for 58 home runs while making only 23 errors...Both represented the best totals in the majors.

DOUBLEHEADERS: The Orioles had the best record in the majors in doubleheaders, winning 2 and splitting one...The O's have played 529 twinbills and are 151-117-261...The O's are 3-0-6 in their last 9 doubleheaders since they were last swept, Aug 1, '89 at Boston.

MEMORIAL STADIUM: The Orioles were one of 4 major league clubs that won more games on the road than at home...O's were 33-48 at home, 34-47 on the road...Only Kansas City, California and Montreal also enjoyed more success on the road than at home...The Orioles' home mark was the 3rd worst in club history, ahead of only '55 (30-47) and '87 (31-51)...The Orioles leave Memorial Stadium with an all-time regular season record of 1687-1310-9 (1706-1321-9 if you include post-season games on 33rd Street).

ROOKIES: The O's used a total of 14 rookies...**Leo Gomez** (16) and **Chito Martinez** (13) combined for more homers than any other rookie teammates in the majors...Gomez led all major league rookies in homers...**David Segui** batted .278, 3rd among AL rookies (min. 81 games). **Mike Mussina** had the lowest era, 2.87, among the 29 major league rookies with at least 10 starts.

TIE/GO AHEAD RBI: C. Ripken (41); Devereaux (20); Milligan (17); Evans (15); Gomez (14); Davis (13); Horn (13); Hoiles (11); Martinez (11); Orsulak (11); Melvin (9); Segui (8); B. Ripken (5); Anderson (4); Bell (4); Hulett (3); Worthington (3); Whitt (1).

RECORD AFTER 6-7-8 INNINGS:

	When Leading	When Tied	When Trailing
After 6 Innings	49-12	12-12	6-71
After 7 Innings	53-8	6-16	8-71
After 8 Innings	57-5	3-16	7-74

ORIOLES BY MONTH: April: 6-12 ... May 10-17 ... June 14-14 ... July 10-17 ... August 13-16 ... September 13-14 ... October 1-5.

APRIL: For the 6th straight year, the O's were under .500 in April The Birds reached .500 only twice all season, Apr 13 (2-2) and again for the final time on Apr 15 (3-3) **Cal Ripken** hit .338 for the month, his teammates hit just .216 **Glenn Davis** homered in his last game, Apr 24 at Chicago before going on the disabled list with a neck injury on Apr 26

.... He missed the next 105 games On Apr 28, **Dwight Evans** hit off **Erik Hanson** of Seattle, becoming the 17th player in ML history to hit a homer in 20 consecutive seasons.

MAY : The O's 10-17 May in '91 matched '88 as their worst May in '57...Cal batted .349 and **Mike Devereaux** .348...On May 15, the O's hosted **Queen Elizabeth II** and **Prince Philip** of England, **President Mrs. Bush**, but lost to Oakland, 6-3, despite **Randy Milligan's** 2 home

On May 23, with a 13-24 record, **John Oates** was named to replace **Robinson** as manager...In a poignant and memorable moment, May 23, the O's beat Boston, 9-3, in **Dwight Evans'** return to Fenway...He received standing ovations in the game while another ex-Carmine, **Sam Hon**, hit a 3-run homer off **Jeff Gray** in the 8th inning to cinch the victory.

JUNE: The only month the O's didn't finish below .500, and surprise they did it with a 5.01 era, their highest of any month all year...The club closed out the month winning 10 of their last 15...Cal Ripken led the team with a .371 average, and Milligan hit .341 with 6 homers...On June 11, the O's snapped Minnesota's 15-game win streak as they beat the Twins, 4-1, on Milligan's 2-out, 2-run double off **Rick Aguilera** in the bottom of the 7th inning...Two days later, June 19, on "Turn Back the Clock Day," the O's won 4-3, scored 5 runs in the 9th off **Gregg Olson** (3 wild pitches and a throwing error) as 44,742 looked on in disbelief at an 8-4 loss.

On June 23, the O's swept a pair at KC, both in extra innings, as the O's combined for 65 hits and 36 runs...The O's scored 4 in the top of the 1st on **Chris Hoiles'** grand slam in the 1st game to tie it before winning 10-9 in 10 innings...In Game 2, the Royals scored 5 in the 9th to send it into overtime, before the O's won 9-8 in 12 innings.

JULY : The O's 17 losses in July were their most for that month in 30 years...Hoiles (.319) and Devereaux (.304) were the only Orioles to hit .300...Four Orioles, **Milacki, Flanagan, Williamson** and **Olson** combined to pitch the 5th no-hitter in team history and the club's 1st ever on the road, in a 2-0 win at Oakland July 13...On July 15, **Chito Martinez** hit a 2-run homer with 2 out in the 9th off AL save leader **Bryan Harvey**, giving the O's a 2-1 win at California...Horn fanned 6 times at KC, July 17, tying an O's record...On July 30, the Orioles dropped 3 veteran pitchers (**Jeff Ball**, **Jeff Robinson** and **Paul Kilgus**) and added 3 rookie pitchers from Rochester (**Mike Mussina**, **Jim Poole** and **Stacy Jones**).

AUGUST : **Joe Orsulak** batted .384 (99-38), 2nd in the AL, and the best month by an Oriole since **Eddie Murray** hit .385 in May, '84...On Aug 2, the O's set a club record for most pitchers used in a shutout (5) as **Be**, **McDonald**, **Flanagan**, **Williamson**, **Poole** and **Olson** won at Chicago, 10-0...On Aug 11, Chicago rookie **Wilson Alvarez** threw a no-hitter in his 2nd ML start as the Sox won 7-0 at Memorial Stadium...On Aug 13, the O's used 13 pitchers (7 in Game 1 and 6 in Game 2) in a sweep of visiting Texas, tying an ML record for most pitchers used in a twinbill...On Aug 14, **Mike Mussina** earned his 1st ML win, fanning 10, while fellow rookie **Chito Martinez** hit 2 homers as the O's beat Texas...In his 2nd game back off the DL, **Glenn Davis** tied his career-high with 5 RBI leading the O's to an 8-4 win, Aug 20, at Texas. On Aug 27, Orsulak's 21-game hitting streak, 3rd longest in club history, was snapped.

SEPTEMBER-OCTOBER: The O's socked 37 homers in September, the most in a month since August, '87, but were 13-14...The Orioles lost a club record 5 games in October (1-5)...Cal Ripken was named AL Player of the Month for September after batting .349 with 8 homers and **Brady Anderson** hit .452 (42-19) in a limited role...On Sep 12 in a 6-5 loss to Cleveland, Orsulak tied a club record by throwing out 3 base runners from leftfield...On Sep 18, Cal Ripken became the 4th shortstop to hit 30 homers in a season when he connected off **Mike Gardiner** at Boston...**Juan Bell** hit an error, Sep 27 at Detroit, snapped a club-record 13 consecutive errorless games...Mussina was 2-1 with a 1.66 era in 6 starts (ip-48.2, h-36, er-9) after Sep 1.

ORIOLES VS OPPONENTS

VS BOSTON ('91: 8-5; Lifetime: 299-332, .474)...For the 1st time since the world championship season of '83, the Orioles won the season series against the Red Sox.

During the 7 straight seasons of Boston domination ('84 thru '90), the Birds were 30-61 (.330) against the Sawx. From '87 thru '90, the O's record was even worse at 15-37 (.288).

Last year, the Orioles were 4-3 at Fenway where they'd gone 4-22 from late '86 thru '90.

The Orioles held a winning edge against every opponent at Memorial Stadium lifetime, but their advantage over the Red Sox was the most tenuous at 5 over .500 (161-156). The O's were +11 vs the Mariners and +12 against the Yankees.

Starting Sep 18, '90, the Orioles are suddenly more than respectable vs the Red Sox, having won 10 of the 15 games played between the 2 clubs.

Boston Batting: Jack Clark, in limited action, batted .480 (25-12) in the season series with 4 homers (all solos), 5 RBI, an on-base percentage of .594 (32-19) thanks to 7 walks, and a 1.000 slugging average (ab-25, tb-25)...**Wade Boggs** is batting .340 lifetime (471-160), some 5 points below his lifetime average against everybody.

Mike Greenwell is batting .351 (211-74) lifetime vs Baltimore... **Phil Plantier** struck out 10 times in 23 trips while batting .217 (5 hits).

Boston Pitching: Mike Gardiner, ex-Mariner up from Pawtucket, was 2-1 in 3 starts while the veteran **Danny Darwin** went 0-2... Gardiner's victory vs the Birds at Boston May 31 was his 1st win in the majors.

Jeff Reardon was not heavily involved...In 3 appearances, he saved one and held the O's to 2 hits in 12 trips, but both were home runs. He worked only 3 innings. **Jeff Gray** had no decisions or saves in 4 relief outings.

Roger Clemens broke even in 2 decisions, and is 8-4 lifetime, but if the truth be known, he has dropped 3 of his last 5 decisions over 6 starts against the O's starting June 26, '88...In his complete game win at Baltimore on Sep 26, he fanned 10 and walked none.

Clemens was 6-2 at Memorial Stadium with a 2.39 era (ip-64, er-17) and 63 strikeouts in 9 starts (3 cg)...Overall, he's 8-4 in 15 starts with an era of 2.56 (ip-102, er-29, so-80).

In the game he lost, at Boston on June 2nd, the 1st Orioles run scored on a triple by **Dwight Evans**, the old friend to whom he had paid tribute by wearing Dwight's Red Sox #24 during spring training.

Greg Harris fanned 14 in 17.1 innings, but also walked 13 while going 1-1.

Baltimore Batting: Evans, who batted .276 (29-8) with no homers and 2 RBI in 9 games, was greeted with 3 standing ovations in the space of 2 innings on May 30 when he returned to Fenway Park for the 1st time in a visiting club uniform: (1) when he took the field in the bottom of the 1st; (2) when he caught a fly ball for the 1st out in that half inning, and (3) when he came to bat in the top of the 2nd.

The Orioles' 17 homers off Boston pitching were the most they hit against a single opponent.

The O's overall batting leader in the season series was **Cal Junior** at .385 (52-20) with 4 homers and 9 RBI...Cal, incidentally, has never missed a game against the Red Sox since he 1st came up late in '81 (130 games)...**Randy Milligan** was right up there with a .356 (45-16) average, 5 homers and 9 RBI, and **Mike Devereaux**, who batted only .231 (52-12), drove in a club-leading 10 runs against Boston (2bh-2, hr-2).

Baltimore Pitching: The Orioles' most effective starter was a fellow who spent less than half the season with the club, **Roy Smith**. He was 2-0 in 2 starts (beat Clemens, 5-1, on June 2 at Boston with a 7-inning 4-hitter and help from **Mark Williamson**).

Neither **Todd Frohwirth** nor **Williamson** allowed the Carmines any runs in '91. Todd (1-0, 0 saves) pitched 10.1 scoreless innings spread over 6 appearances and held the Carmines to a .189 average (37-7). **Williamson** worked 8 shutout innings, was 1-0-1, and held them to 3 hits in 25 trips (.120 average). **Gregg Olson** appeared in 4 games, saved 3 of them and

allowed only 1 base-runner (hit) and no runs while facing a total of 10 Boston batters.

Jose Mesa (0-3) and **Dave Johnson (0-2)** sustained most of the damage for the O's. The Sox batted .392 (79-31) off Mesa and .359 (39-14) against Johnson...Mesa yielded 20 earned runs in 17.1 innings.

Mike Mussina pitched his 1st big league complete game Sep. 16 to get a 9-2 win over **Tom Bolton**, helped by 4 homers (2 by **Milligan**). **Ken Hickey**, should he not pitch against the Red Sox again, can tell his grandchildren that he retired Wade Boggs 10 times in 11 lifetime appearances.



VS CALIFORNIA ('91: 6-6; Lifetime: 232-184, .558)...The Orioles' 13th record (.612) lifetime at Memorial Stadium against the Angels, was the 3rd best on 33rd Street (behind Texas/Washington-.649 and Milwaukee/Seattle-.622).

At the same time, the O's also hold a modest winning edge at Anaheim where they have gone 85-80 since the Angels moved there in '66 (excluding 1-1 in the '79 ALCS).

The Orioles have lost the season series to California only once since 1966 and that was in '88...In that 13-year period, they've won 8 and tied 4.

California Batting: **Dave Gallagher**, the former Oriole, enjoyed an exceptional season against the O's...He went 5-for-5 on May 19 and hit his 1st home run in two years (off **Mark Williamson**). He finished with a .400 average (27-11) and led the club in rbi vs Baltimore (7)...Lifetime, Gallagher is batting .329 (70-23) at the O's expense.

Luis Sojo, the ex-Blue Jay, hit .370 (27-10) after going 1-for-13 for Toronto against the O's in '90.

Lance Parrish hit only one homer against the O's, but has hit 27 of the 100 in his lifetime...Parrish, who batted only .179 (39-7) vs the O's last year, while leading the Phillies. In 18 games against the Orioles, for the Indians (late '81 and all of '82), Hayes batted .523 (44-23) with 4 home runs and 21 rbi.

California Pitching: After going 2-0 in '91, **Jim Abbott** is now 4-1 lifetime vs the O's against whom he recorded his 1st major league victory on Apr. 24, '89.

Abbott and fellow Olympian ('88) **Ben McDonald** squared off last July 2 at Baltimore in a game that went pretty much Abbott's way. He led the Orioles when he left after 7 innings, and McDonald was touched for 3 homers. **Randy Milligan's** grand slam in the 8th off **Brian Harvey** made it close, but Abbott got the win and McDonald the loss.

Mark Langston, 2-0, is now 11-6 lifetime and has won 10 of his last 12 decisions vs the O's (both losses in that stretch were in '90).

Rookie righthander **Scott Lewis** had his trouble with the Birds in 2 starts. He was 0-2 and the O's batted .342 (38-13) against him.

Bert Blyleven was sidelined all season, but remains one of 2 active 20-game lifetime winners vs. the O's (20-14). The other is **Frank Tanana** (21-17).

Baltimore Batting: **Mike Devereaux** had a big year against California. He hit .405 (42-17) with 6 extra-base hits, including 3 homers, and stole 10 bases. **Cal Ripken** hit .313 (48-15) with one homer and 7 rbi. **Randy Milligan** hit only .182, but he drove in a club leading 9 runs (4 on the slam off Harvey).

Milligan's lifetime average vs the Angels is .188 (85-16)...In limited service, **David Segui** is a .389 lifetime hitter (18-7).

Chito Martinez drove in the late-inning gwrbi twice against the Angels within 10 days: a 2-run homer off **Harvey** in the 9th at Anaheim on July 15 and an a tie-breaking 7th inning solo off **Chuck Finley** in Baltimore on July 24.

Baltimore Pitching: The Orioles staff era in the season series was a spiffy 2.74, more than a run a game better than their best against any other club...Mesa pitched the best game of his career, his 1st shutout, on May 6 at Anaheim. It was also the 1st of the Orioles' 8 complete games.

McDonald (2-1 in '91) is 3-1 lifetime vs the Angels with a 2.45 era (29.1 innings).

Bob Milacki has made 6 career starts vs the Angels and, though he is only 1-2, he has a 2.33 era (ip-38.2, er-10)...Last year, he earned his 1st win over California (July 24) and held the Angels to a .196 average (46-9) in 2 games (1 start).

Gregg Olson is 1-1 with 6 saves and a 1.83 era (ip-19.2, er-4) in 13 career appearances...**Todd Frohwirth** didn't allow a run in 3 appearances, spanning 5.2 innings. He was 1-0 with one save, his 1st in the majors (July 24 at Cal), and held the Angels to a .211 average (19-4).

Jeffs Ballard (1-2) and **Robinson** (0-2) were 1-4 combined against the Haloes.



VS CHICAGO ('91: 4-8; Lifetime: 298-265, .529)...The O's dropped their 1st 4 games against the Sox; an improvement over '90 when they lost the 1st 6 games of the season series...In Baltimore, the Sox went 5-1 in '91.

Bad Beginning: The Sox beat the O's 9-1 on the warmest (89 degrees) and last opening day at Memorial Stadium. The O's scored once in the 1st inning on a **Glenn Davis** double that plated **Cal Ripken**, then went scoreless over the last 17 innings of that 2-game series. **Jack McDowell** bested former Stanford teammate **Jeff Ballard** in the 1st confrontation ever between the two, striking out 10 in a route-going effort...The 7 runs charged to Ballard were the most ever yielded by an Orioles pitcher in an opening day game.

Sammy Sosa, who had gone 5-for-46 (.109) the previous year against the O's, hit 2 homers, drove in 5 runs and scored 3 times in that 1st game and in the 2nd, #9 hitter **Scott Fletcher** doubled home both Sox runs in a 2-0 triumph (Fletcher had 7 rbi after the 1st 4 games between the 2 clubs).

Three Sox pitchers [McDowell (cg), **Greg Hibbard** and **Bobby Thigpen**], meanwhile, were holding the O's to 1 run and 7 hits during games #1 and #2.

New Comiskey: The O's lost their 1st game at New "Cominsky" Park (as they say in Balmer) on Apr 22...Glenn Davis hit the O's 1st homer in the new stadium (again with Cal aboard) for a 2-0 lead in the 1st, but the Sox went ahead to stay in the 6th on a 2-run shot by **Frank Thomas** (Auburn) off former SEC rival **Ben McDonald** (LSU), the 1st by a home team player in their new ballpark. The blow was delivered on Ben's 106th and last pitch of the day.

Neither starting phenom, McDonald or rookie **Alex Fernandez**, pitched impressively, each having yielded 6 runs in his stint.

Ice Breaker: **Jeff Ballard** finally snapped the 4-game loss string on Apr 24 on a 6-hit, no-walk, 8-inning effort with help from **Gregg Olson**, 5-1. **Charlie Hough**, the loser, experienced an horrendous evening. He gave up 5 hits plus 5 walks and hit 2 batters in 3.2 innings.

Group Effort: The O's set a club record on Aug 2 when they shutout the Sox in Chicago with the help of 5 different hurlers, 3-0: McDonald (W), **Mike Flanagan**, **Mark Williamson**, **Jim Poole** and Olson.

That snapped an 8-game Sox winning streak during which they'd averaged 9 runs. The O's won the next day, too, for good measure.

No-Hitter: On Sunday, Aug 11, Venezuelan **Wilson Alvarez** in his 1st big league appearance of the year became the 2nd (and last) visiting player to pitch a no-hitter at Memorial Stadium [both raised in Spanish speaking cultures—the Brewers' **Juan Nieves**, from Puerto Rico, Apr 15, '87, was the other].

To make room on the roster for Alvarez, who was called up from AA Birmingham, the Sox sent **Ramon Garcia**, the winning pitcher the previous day, to the minors. Alvarez had pitched once previously in the majors, for Texas in '89, but had failed to retire a batter while giving up 3 hits and 3 runs.

This day, he was saved by centerfielder **Lance Johnson** who made a magnificent diving catch of **Chris Hoiles'** sinking liner in the 8th inning. There had been another close call in the 7th. **Ron Karkovice** made a tough play on a chopped grounder between the mound and the 3rd base line,

but threw high to 1st as Cal Ripken reached safely and continued to 2nd. It was called an error (rather than a hit & an error), and no one was in position to make the exception.

This was the last of 3 particularly difficult days for the O's. During the previous two games (both Baltimore losses), Sox relievers had faced a minimum 25 batters over a combined 8.1 innings of relief, and on Saturday the O's sustained one of their most painful losses.

They led 4-3 in the 7th until **Ozzie Guillen** hit his 1st home run in exactly one year on the 1st pitch delivered by **Mike Flanagan**—with one about to put the Sox up to stay. He had last connected Aug 10, '90 off **Nolan Ryan**.

Happy Ending: On Monday, Aug 12, the Orioles, who had gone 0-4 since **Bob Melvin's** hit in the 6th inning Saturday night, finally snapped that skein on a single by **Joe Orsulak** in the 1st.

Then, they battled back to tie twice (on solo homers by **Randy Milligan** in the 6th and by **Chris Hoiles** in the 9th) before winning in sudden death on a 3rd home run, this one by **Leo Gomez** in the 11th off **Donn Pallone**.

John Oates was ejected for the 2nd time (the other incident was 6 days earlier) when umpires **Jim McKean** (3rd base) and **Vic Voltaggio** (pitcher) contradicted each other. With **Randy Milligan** on 3rd, **Chito Martinez** on 2nd, and one out, **Chris Hoiles** grounded to 3rd baseman **Robin Ventresca**. McKean ruled foul, but was overruled by Voltaggio. Whereupon, Ventresca fielded the ball and tagged Milligan. McKean called him out though the replay indicated Randy had returned to the bag safely. The O's skipper put on a hat-kicker of a ruckus, and who could blame him—except McKean and Voltaggio?

Chicago Batting: Rookie **Frank Thomas** batted .444 (45-20) with 10 extra-base hits (2b-6, hr-5), drove in 14 runs in 12 games and had a .527 (52-27) on-base percentage (7 walks)...His 5 homers tied **Harold Baines** and **Jose Tartabull** for the '91 lead among O's opponents.

Carlton Fisk, despite his 43 years, batted .306 (36-11) in the season series...Lifetime he has hit 24 homers and driven in 111 runs over 21 games while batting .258 (722-186).

Johnson hit only .140 (43-6) in '91 and catcher **Karkovice's** career average vs the O's is .149 (47-7).

Chicago Pitching: McDowell was 2-1 in 4 starts. He gave up 28 hits in 26 innings, but fanned 26 and walked only 6 in that time...Five staff members were unscored on over a combined 27 innings (innings in parentheses): **Alvarez** (9.0), **Brian Drahman** (5.2), **Hibbard** (8.0), **Melido Perez** (2.1) and **Scott Radinsky** (2.0).

Charlie Hough (1-1) is now 7-12 lifetime...He was 2-6 lifetime at Memorial Stadium (no decisions there in '91) where it took him 9 seasons to win his 1st game ('89)...Over the last 4 years, Thigpen is 0-3 with 16 saves in 21 appearances vs Baltimore.

Kirk McCaskill was 1-2 and is now even at 6-6 lifetime.

Baltimore Batting: The O's hit .210 (395-83) and scored only 39 runs in the season series, both lows against a single adversary. Eleven of the 18 Orioles who faced Chicago pitching in '91, batted .200 or lower.

Joe Orsulak was the only .300 hitter (.359, 39-14)...He's batted .333 (84-28) the last 2 seasons and now sports a lifetime average of .303 (132-40) vs Chicago...**Cal Ripken** drove in a club high 10 runs in 12 games.

Baltimore Pitching: **Mike Mussina**, 0-2, lost his 1st 2 big league starts (appearances) to the Pale Hose. He made his debut in Chicago Aug 4 and hooked up in a marvelous duel with Hough, allowing the only run of the game on a homer by Thomas in the 6th.

Mussina worked 7.1 innings and gave up only 4 hits while Hough pitched a complete game 5-hit shutout. Five days later, Mussina and Hough dueled again, but both were gone in the 4th, and Mike absorbed his 2nd defeat, 7-4.

Olson boasts a lifetime 0.63 era vs the Sox, having allowed only one earned run in 15 appearances (ip-14.1) while going 1-0 with 7 saves. The Sox haven't scored on him since May 4, '89.

Williamson is another Orioles reliever who has excelled against Chicago...He is 4-1 with 3 saves and a 1.67 era (ip-37.2, er-7). It was **Williamson**, you'll remember, who beat the White Sox, 9-0, on Apr 29, '88 to snap that longest of all losing streaks at the start of a season (21).

Dave Johnson had absolutely no luck in the season series. In two starts he was 0-2, had a 20.25 era (ip-5.1, r-er 13-12) and the Sox' average against him was an even .500 (32-16). Lifetime, he's 0-4 and has yielded 24 earned runs in 25.1 innings.



VS CLEVELAND ('91: 7-6; Lifetime: 315-317, .498)...The Indians are one of 3 clubs with a lifetime winning record over the Orioles, along with the Red Sox (332-299) and Yankees (321-313), but all visiting clubs were career losers at Memorial Stadium.

The Indians regained the lead in the 38-year rivalry in '88 after the O's had held the edge for nearly 9 years (starting June '79). The Tribe jumped out to a big lead in the Orioles 1st 3 years of operation ('54, '55, '56), going 55-11 in that time (19-3, 19-3, 17-5)...From that kind of start, it took the O's a quarter century to draw even.

Highlights: **John Oates** gained his 1st victory as O's skipper after 4 straight losses, on May 28, at the Tribe's expense. Both **Roy Smith**, the starter and winner, and **Todd Frohwrth** made impressive Orioles debuts that evening and **Randy Milligan** contributed the decisive blow, a 3-run homer off **Charles Nagy**.

On June 26 some 14 Indians batters came to the plate in the bottom of the 1st, precipitating a 9-run burst. At one stretch 10 of 11 hitters reached safely. **Jeff Ballard** was the victim of the onslaught, and in fact stayed on through the 3rd and was charged with a total of 10 runs. **Mike Flanagan** followed with 5 scoreless innings in the 10-4 loss.

Six of the 7 games played in Baltimore were decided by one run (O's were 4-3).

The Birds bounced into 5 double plays in the 1st 6 innings on Sep 13, but kept on ticking...A 3-run homer by **Mike Devereaux** off **Jeff Shaw** tied the game in the bottom of the 8th, then **David Segui** won it in the 9th on that phenomenon known only to Memorial Stadium, **the ground ball lost in the lights by the 3rd baseman**. This time the victim was rookie **Jim Thome**.

During the 10th inning at Baltimore on Sep 14, **Juan Bell** hit a pitch from **Eric Bell** to left field, where it was caught by **Albert Belle**.

An old Indians' weapon helped decide the game of Sep 22 at Cleveland in the Tribe's favor (last game of year between the 2 clubs). **Mark Lewis** dropped a successful squeeze bunt in the 9th inning off **Mike Mussina** that tied the game at 1-1. Then **Carlos Baerga** doubled home Lewis with the winning run. Mussina had protected a 1-0 lead for 8.1 innings...Two years earlier, back in May '89, **Joe Carter** dropped a 2-out bunt against **Mark Williamson** in the bottom of the 9th to beat the Birds.

Cleveland Batting: Belle enjoyed a most prosperous year against the O's. He batted .356 (45-16) in 12 games with 10 extra-base hits (2b-8, hr-2) and drove in 16...**Alex Cole** has stolen 9 bases in 10 tries against the O's, 7 of 8 last year.

The Tribe hit only 5 home runs in 13 games, lowest total among the O's 13 opponents...**Jerry Browne** is batting .325 (163-53) in 49 lifetime games against the Orioles.

Cleveland Pitching: **Eric Bell**, the 27-year-old ex-Oriole who had "Tommy John" surgery in '88 and was released by the Baltimore organization after the '90 season, came back to haunt his old teammates.

The lefthander, who was once charged with 5 cheap home runs in a spring training exhibition at **Joe Robbie Stadium** in Miami, was 2-0 in 3 appearances, held the Birds to one hit in 19 trips (.053) and allowed no runs in a cumulative 6.1 innings. It wasn't just the Orioles he impressed. Overall he was 4-0 in 10 outings with an 0.50 era.

Eric King didn't play a significant role in the season series, though he did limit the O's to 2 hits in 17 at bats. Over the course of his career, the Orioles

have batted .152 (335-51) against him...He is 7-1 with 2 saves against the O's with a 2.10 era (ip-98.2, er-23).

Greg Swindell in his AL swan song (for now at least) was 2-0 in 3 starts vs Baltimore despite the fact that the Birds batted over .300 against him for the 2nd straight year. During '90 and '91 the Birds were 59-for-188 off Swindell...He is 7-3 lifetime.

Steve Olin earned 2 saves in 3 innings over 3 appearances and didn't allow a run though the O's went 5-for-13 (.385) against him.

Baltimore Batting: Cal Junior hit .385 (52-20) in the season series with 10 extra-base hits (2b-5, hr-5) and 11 rbi...**Randy Milligan** also hit in 11 runs and hit 3 homers while batting .348 (46-16). Randy's lifetime average against the Tribe is .324 (105-34).

Joe Orsulak tied a club record on Sep 12 when he threw out 3 runners from leftfield, matching the standard set against the Yankees by **Al Shelby**. Despite his efforts, the O's lost that night in Baltimore, 6-5. He also excelled offensively vs the Indians. He hit .333 (30-10) and is now sporting a .319 (119-38) career mark against the Tribe.

Roomies **Juan Bell** (11-0) and **Luis Mercedes** (14-1) went 1-for-25 between them.

Baltimore Pitching: Williamson is 6-2 with a save in 21 career appearances against Cleveland...**Frohwirth** and **Gregg Olson** combined to pitch 15.1 scoreless innings while holding the Tribe to a .189 average (53-10). Frohwirth didn't allow a run in 9.1 innings spanning 4 appearances and **Gregg Olson** was as close to perfect as you can get. He worked scoreless innings, and earned 6 saves in 7 appearances.



VS DETROIT ('91: 5-8; Lifetime: 326-313, .510)...The O's enjoyed a 166-152 lifetime advantage over the Tigers in 38 seasons at Memorial Stadium...At Tiger Stadium, the Bengals hold a scant 161-160 edge over the same period, beginning 1954.

Out of the Ordinary: On May 20 at Detroit, **Bob Milacki** allowed only one hit in the 1st inning but was charged with 5 runs thanks to 5 walks and a grand slam by **Pete Incaviglia**. Two days later, the Bengals jumped **Ben McDonald** for 6 runs in the 2nd. That game, incidentally, was **Frank Robinson's** last at the Orioles helm.

Cecil Fielder contributed heavily to that Tiger victory with 2 homers. On Sep 27, the day ex-Oriole Whiz Kid, 53-year-old **Jerry Walker** was named gm of the Tigers, **Cal Ripken** drove in 5 runs to fuel a 9-7 victory for the visitors. That was the 1st of a 3-game stretch in which Cal drove in 11 runs vs Detroit while going 8-for-14 with 2 doubles, a triple and 4 homers.

Last Weekend: In the last night game at Memorial Stadium (Fri, Oct 4), **Mickey Tettleton** homered in the 14th to give the Tigers the victory...The game ended at 12:13 and was followed by a gala fireworks show...The two clubs scored one each in the 2nd, and one each in the 13th (the O's on **Leo Gomez** single) before Tettleton's final tie-breaker...**David Haas** gained his 1st big league victory that night.

The O's won for the last time at Memorial Stadium on Saturday, Oct 5, thanks in large measure to the final home run in ballpark history, a 2-run shot by **Chito Martinez** (off **Mark Leiter**) in the 6th...**Brady Anderson's** 3-run triple put the game out of reach.

On Sunday the 6th, the game, which served as a kind of intermission between nostalgic pre and post-game ceremonies, was over almost before it started. That, thanks to a 4-run Tigers 1st inning, the product of 5 hits off starter Milacki and 2 Orioles misplays.

For the home folks, **Mike Flanagan's** 9th inning walk-on was the highlight of the game...Mike relieved **Gregg Olson** with one out in the 9th and, as the last Oriole ever to pitch on 33rd Street, he fanned **Dave Bergman** and **Travis Fryman** to end the inning. Flanagan, a long-time favorite in Baltimore, was then accorded a standing ovation as he left the field.

However, it was long-time nemesis **Frank Tanana**, who went the route of a 4-hitter and came away with the distinction of being the last pitcher at

Memorial Stadium. Tanana had been the winner early in the year in the 1st game ever played at the new Comiskey Park, a 16-0 Tigers victory.

The most inappropriate event of the day, considering his season-long magnificence, was Cal Junior bouncing into a double play that ended a 38-year era.

Details of the emotional 45-minute program which followed are listed on page xx.

Detroit Batting: Tettleton hit a club-leading 4 home runs while driving in 11...**Tony Phillips** batted .417 (48-20) and **Lou Whitaker** was the top run producer with 14 rbi in 12 games.

Cecil Fielder over the last 2 seasons has hit 95 homers while driving in 265 runs, but has been credited with only 6 home runs and 14 rbi against the Orioles. Last year, however, he did bat .327 (49-16) against Baltimore pitching, up from .214 (42-9) the year before.

Detroit Pitching: **Bill Gullickson**, the former Tokyo Giant who had never pitched against the Orioles before, was 2-0 in 3 starts.

Tanana now ranks as the top lifetime winner against the Orioles among active at 21-17, one (regular season) victory ahead of **Bert Blyleven** (20-14, not including a World Series victory over the Birds while with the Bucs in '79)...Tanana held the O's to a .204 average (54-11) while going 2-0.

Jerry Don Gleaton has held the O's scoreless for 2 years now, over a stretch of 11 appearances (14.1 innings) during which the O's have batted .143 against him (49-7)...**Walt Terrell**, who was 0-1 in '91, had a .474 average against (38-18).

Mark Leiter made consecutive starts vs the O's on Sep 30 & Oct 5 and fanned 20 Birds in 15.1 innings while splitting 2 decisions. Leiter, the former Orioles farmhand, missed 3 seasons ('86 thru '88) while undergoing 3 shoulder operations.

Baltimore Batting: Cal Ripken (see "Sep 27" above) hit 4 home runs, had 16 rbi and batted .322 (59-19) in the 13-game season series... Cal's 15 career home runs at Tiger Stadium are the most he's hit in a ballpark on the road...**Randy Milligan** batted .333 (27-9)...**Chris Hoiles**, the former Tiger, is hitting only .156 (32-5) against the Bengals.

Baltimore Pitching: Milacki went into the season with a 5-2 lifetime record, a 2.47 era and nearly 30 more innings pitched than hits allowed the Tigers in 10 appearances. Last year, however, was different...He was 0-3 in 4 appearances (3 starts) gave up 17 earned runs in 13.2 innings for an 11.20 era and the Bengals batted .361 (61-22) against him.



VS KANSAS CITY ('91: 4-8; Lifetime: 143-124, .536)...The O's were 23-1 vs the fledgling Royals in '69 and '70, but since that time have gone 120-123 over the past 21 seasons.

The O's are only 46-63 at Royals Stadium since it opened in '73, but are 9-7 there beginning Apr 12, '89.

The Orioles lost 15 straight to the Royals from Aug 26, '87 thru Apr 11, '89, including all 12 games played in '88. That, however, doesn't approach the Orioles' big league record of 23 consecutive wins vs one opponent (the Royals in '69 & '70)...That streak started immediately after the Royals had beaten the Birds in the 1st game ever between the two clubs (5/9/69) when **Dick Drago** downed **Dick Hall**.

During the Orioles' 38 years in the AL there have been 4 sweeps of season series (excluding strike-torn '81). The O's have been involved in 3 of them:

1970: Baltimore-12, Kansas City-0

1978: Baltimore-11, Oakland-0

1988: Kansas City-12, Baltimore-0

1990: Oakland-12, New York-0

1991 Series: Five of the 12 games went to extra innings [including 3 in a row June 23 (2 games) and July 17, and 7 were decided by one or two runs.

Heartbreakers: On June 12 at Baltimore, the O's, who had lost 11-0 the night before, were down 8-1 early (i.e. were outscored 19-1 in 2 games)

when they launched a counter-attack climaxed by **Dwight Evans** in the 9th inning solo homer that tied the game at 8-8.

No happy ending, however. **Jose Tartabull**, who had amassed 5 RBI in the game on a 2-run double and a 3-run homer, homered (solo) again in the 10th to win it for the Royals.

The next night (6/13), the O's spotted KC a 4-0 lead, bounced back to win then lost again, in the top of the 9th, on a 2-run blast by **Kirk Gibson**.

A week later in KC (6/20), the Royals won in the bottom of the 10th on a single by **Brian McRae**.

Revenge: After a rainout on June 21, **Bob Milacki** (8 inn, 72 pitches) blanked the Royals 1-0 (beating **Tom Gordon**). It was the 1st 1-0 victory in nearly 5 years (since July 19, '86). The game's only run crossed after a slumping **Cal Ripken** walked, stole 2nd, went to 3rd on wild pitch and scored on a single by **David Segui**, son of former KC righthander **Diego**.

The following afternoon (Sun, Jun 23) the O's took 8:41 to sweep KC in extra innings during a makeup doubleheader.

In the opener, the O's trailed 5-0, then 8-4, but tied it in the top of the 10th on **Chris Hoiles'** 1st career slam. They won in the 10th when **Tim Lincecum** soloed and **Brady Anderson** followed with a 2-run shot.

All 3 of those home runs were at the expense of **Jeff Montgomery**, who had never allowed the O's an earned run in 18 previous career innings. Anderson scored 4 runs in that 11-8 victory and **Cal Ripken** snapped a 0-for-18 skid by hitting safely the last 4 times up.

In the nightcap, the O's held a commanding 8-3 lead going into the KC 9th but the Royals exploded for 5 runs to tie off Olson (3 inherited runs and 2 of his own). **Joe Orsulak** interceded in the top of the 12th with a game-winning homer in what was probably the Orioles' biggest day of the season (certainly the longest).

Randy Milligan didn't get into that game until the 7th inning, but wound up with 4 hits, and **Juan Bell** picked up his 1st 3 major league RBI.

More Fireworks: Back in KC less than a month later (July 17), the Orioles blew an early 7-0 lead forged primarily by Milligan who drove in 5 of them. The Royals finally won at 1:06 am when **Bill Pecota** produced a game-winning single off Williamson in the bottom of the 15th. **Sam Horn** tied a league record by striking out 6 times in an extra-inning game.

On Sep 6 in Baltimore, **Bret Saberhagen** started against the O's as the league's 2nd stingiest pitcher in home runs allowed (8 in 160+ innings). But the Birds hit 3 off him that night, including a 3-run shot by Horn.

Jim Poole earned his 1st big league victory in relief of the rookie **Mike Mussina**.

Kansas City Batting: Tartabull was a one-man gang...He hit .324 (.44-23) with 10 extra-base hits including 5 doubles and 5 homers and 10 RBI...He tied **Harold Baines** and **Frank Thomas** for most homers against the O's, and Baines for most hits (23). Only Baines had a higher average (.561, 41-23).

Tartabull has hit 8 home runs against Baltimore pitching the last 2 years. He is batting .330 (.221-73) with 13 homers and 48 RBI in 59 games vs. the O's.

Mike Macfarlane hit .385 (.26-10) in '91 and is now batting .350 lifetime (.80-28)...**George Brett** has played 194 games against the Orioles and has a career bat mark of .307 (.743-228) with 27 homers and 113 RBI...**Wally Joyner**, a .301 hitter in the AL last year, batted only .213 (.47-10) against Baltimore pitching.

Kansas City Pitching: **Luis Aquino** wasn't particularly sharp, but went 2-0 in 4 games, including 2 starts...**Mike Boddicker**, 4-0 vs his former teammates the previous year for Boston, was 0-0 in one 7-inning stint for KC...Mike remains 5-1 lifetime.

Montgomery, whose aforementioned career scoreless innings streak (18 innings) vs the Birds came to an abrupt end on June 13, gave up 5 home runs all season, 4 of them to Orioles hitters. Nonetheless, he had 3 saves to go with one loss over 8 appearances despite a 6.39 era (ip-12.2, er-9).

Mark Davis picked up 2 wins in relief in back-to-back games (June 12-13) in Baltimore while pitching to only 8 batters and not yielding a run...**Storm Davis** lost once in 5 relief appearances... Storm is 4-3 lifetime against his former/present club, having lost his last 3 decisions against the O's. The Orioles batted .291 (.79-23) off Saberhagen (1-1), who leaves the league with an 8-6 record against them.

Baltimore Batting: Hoiles hit .421 (.19-8) and Cal .392 (.51-20), while Milligan drove in 9 runs in 10 games (5 of them on July 17).

Horn, whose 8 homers vs the Royals are a career high against one opponent (he has 7 vs Seattle), hit 3 of them in '91 though he struck out 19 times in 40 at bats while batting only .225 (.40-9).

Baltimore Pitching: Olson has a 1.32 lifetime era vs the Royals (ip-27.1, er-4) and is 3-1 with 8 saves in 21 appearances...**Todd Frohwirth**, like Olson, appeared in 7 games also (1-2, no saves).

KC hit .326 (.43-14) against **Ben McDonald**, who was 0-0 in 2 starts. Williamson had a rough go against the Royals...He was 0-2 and yielded 15 hits, 10 runs (8 earned) in 10.1 innings spread over 6 appearances. He's 2-5 lifetime.

If **Kevin Hickey** doesn't pitch again in the AL, he'll be secure in the knowledge that he held future Hall of Famer **George Brett** hitless lifetime, i.e. 0-for-15 with no walks.

♦ ♦ ♦

VS MILWAUKEE ('91: 3-10; Lifetime: 183-132, .581)...The Orioles' record vs the Brewers (nee Pilots) is their 2nd best (Texas- Washington is 1st at .651, 276-148), but you certainly couldn't tell that from watching the 2 clubs play in '91.

Highlights: The O's registered one of their few triumphs in the Brewers' home opener on Apr 15, 7-2, after launching 3 home runs, including: **Glenn Davis'** 1sr in the AL (off loser **Chris Bosio**) and **Sam Horn's** 3-run smash off rhp **Ed Nunez** who was brought in to face Sam.

On Apr 18, the O's lost in sudden death on a homer by **Robin Yount**, the 2nd batter faced by **Jose Bautista**...Earlier in the day, the O's had committed 3 errors, all by 1st baseman Davis.

The 1st series in Baltimore featured some unusual happenings:

- On Apr 26, there were 5 sacrifices (3 by Brewers) in a game won by the visitors.
- On Apr 27, **Gary Sheffield** drove in 2 runs on an infield hit. With **B. J. Surhoff** on 3rd and **Paul Molitor** on 2nd, he hit a tough chopper to **Craig Worthington** whose hurry-up throw pulled **Randy Milligan** off the bag. Molitor never stopped rounding 3rd and beat Milligan's late throw to the plate.
- On Apr 28, the O's won 5-4 after the Brewers (miraculously) scored only 3 times in the 3rd off **Ben McDonald** despite going 7-for-7 with a sacrifice during the inning. **Joe Orsulak** threw out a runner at 2nd and **Brady Anderson** nailed another at the plate.

On Aug 5 at Baltimore, the O's came back from a 5-0 deficit to tie but lost in the 9th on a double by Yount. During the year, the O's rallied from deficits of from 4 to 7 runs on 7 different occasions, but went on to win only 3 of those games.

The O's 13-5 win on Aug 6 matched their season high for runs in a game and their 17-hit attack was a seasonal high for a 9-inning game.

Milwaukee Batting: The Brewers' batted a robust .287 as a team despite the fact that **Franklin Stubbs** (.132, 38-5), **Dante Bichette** (.138, 29-4) and **Greg Vaughn** (.182, 33-6) were all off their feed.

Willie Randolph (.393, 28-11), **Sheffield** (.391, 23-9), **Surhoff** (.373, 51-19), **Darryl Hamilton** (.351, 37-13) and **Yount** (.326, 46-15) all excelled against Baltimore pitching.

Yount has played 218 games lifetime against the O's (**Carl Yastrzemski** is the all time leader at 340, followed by **Al Kaline** at 330)...His lifetime average is .276 (.831-219) with 21 homers and 110 RBI.

Milwaukee Pitching: **Dan August** (2-0), **Jaime Navarro** (3-0) and **Bill Wegman** (2-0) combined for a 7-0 record vs the O's in '91 even though the

Birds hit a composite .299 (241-72) against the trio. Messrs. August Navarro (6-0) and Wegman (7-1) are an amazing 18-1 lifetime at the Oriole expense.

Wegman, whose career era vs the O's is a listless 4.73 (ip-64.2, er-34) in 10 games despite the impressive won-lost record, picked up his 1st big league win in Baltimore on Sep 19, '85. He didn't win again at Memorial Stadium until his last appearance there, on Aug 16, '91. He was 2-1 on 33rd Street. Wegman didn't pitch against the O's from Aug. '88 until last season.

Baltimore Batting: The Orioles hit .278 (460-128) in the season series. Their highest average against one opponent, but it didn't do them a lot of good. They were outscored by only 5 runs (60 to 65) in the 13 games. They still lost 10 times in 13 tries.

Cal Ripken was the dominating hitter with a .364 (55-20) average. He had 14 extra-base hits (2b-4, hr-5) and 14 rbi...His 91 rbi against the Brewers was a career high vs one opponent.

Rookie Juan Bell batted .333 (21-7) against the Brewers and .154 vs the rest of the league (188-29)...**Mike Devereaux** .327 career average (38-1) against the Brewers is his best, and his 6 homers are also a career high.

Brady Anderson has struggled against the Brewers...He hit .107 last year (28-3) and is batting .176 lifetime (85-15).

Baltimore Pitching: **Bob Milacki** pitched well against the Brewers. He had a 3.20 era (ip-19.2, er-7) and held them to a .206 average (68-14) but was only 1-2.

Ben McDonald was 0-2 in 3 starts with a 7.36 era (ip-14.2, er-12) and the Brewers hit .400 (65-26) against him...**Todd Frohwirth** held Milwaukee scoreless in 6 innings over 4 appearances, and limited them to 2 hits in 4 at bats (.100).



VS MINNESOTA ('91: 4-8; Lifetime: 306-258, .543)...The O's are still 4 games over .500 against the Twins (including original Senators) franchise, but the MetroDome has been nothing but a house of horrors for the Birds. They are 23-37 there (.383), their worst record in an active AL ballgame, and since winning their 1st 2 games at HHH in '87, have gone 6-22 including 1-5 in '91.

Highlights: The best thing that happened to the O's (against the Twins) was snapping the champs' 15-game win streak on June 17 at Baltimore. **Mark Williamson**, who snapped the Orioles' 21-game losing streak in '88, was the winner in relief.

The home team was trailing 3-5 in the 9th, got one back on a **Joe Orsulak** sac fly, then won it on **Randy Milligan's** game-ending, 2-run double off Minny's relief ace **Rick Aguilera**. Interestingly, it was **Cal Ripken** who scored the clincher after Skipper **Tom Kelly** walked him (the potential winning run) to pitch to Milligan...**David Segui** also won a game in sudden death for the Birds on Aug 23 with a 2-out, 9th inning single off **Terry Leach**.

On Aug 30, **Joe Orsulak** enjoyed a 5-for-5, with a walk and 3 rbi, while the Birds were mauling 3 Minnesota pitchers in an 11-5 victory for **Bob Milacki**. **Turn Back the Clock:** To celebrate the 25th anniversary of their 1st world championship season, the O's "turned back the clock" 25 years to 1966 on June 19. The crowd of 44,742 for the Wednesday afternoon game was bigger than any regular season home turnout in '66.

The current Orioles wore uniforms of the same design as the club had used a quarter century earlier during that 1st all-winning season, and several local alumni from that team took a pre-game bow, including long-time trainer **Eddie Weidner** who was just shy of his 89th birthday, plus batboys and basesweepers from that golden year.

Everything was going beautifully. The fans were into it and so were the O's who took a 4-3 lead in the 7th inning, and protected it through the 8th when **Mike Devereaux** leaped high over the fence to snatch a home run away from **Shane Mack**.

Then came the ugliest inning, if not in club history, certainly in **Gregg Olson's**.

Gregg retired the 1st hitter he faced to end the 8th inning, but the 9th was a different story. The 1st 3 hitters singled, tying the game. Then the Birds' often flawless reliever threw 3 wild pitches and committed a throwing error, all of which produced 5 Twins runs and a Minnesota victory. **It was the first (and only) game Olson would ever lose at Memorial Stadium.**

The last 11 Twins to face Olson dating back to June 4 in the Dome (when he faced 3 hitters and all reached safely) had gone 6-for-8 with 3 walks and had pinned 2 losses on the O's righthander. It was no wonder that after the game he threw his '66-style uniform in the clubhouse trash can.

Minnesota Batting: The Twins batted .305 (426-130) as a team in the 12 games. To nobody's surprise, **Kent Hrbek** (.333, 45-15; hr-2, rbi-9) and **Kirby Puckett** (.347, 49-17; hr-1, rbi-8) were the most productive Twins in the season series.

Hrbek has 31 career homers vs Baltimore, most by an active opponent (4 more than **George Brett** and **Lance Parrish**) and has driven in 87 runs in 113 games.

Puckett's career average in 86 lifetime games against the O's is .325 (357-116) with 15 homers and 60 rbi.

Shane Mack hit a lousy .333 (39-13) in '91, but Rookie of the Year **Chuck Knoblauch** batted only .194 (36-7).

Minnesota Pitching: **Jack Morris**, the St. Paul native pitching his 1st and only year for the Twins, went 3-0 against the Birds, and is now 15-13 lifetime. As a Tiger, he had lost 3 of his last 4 decisions vs Baltimore.

Kevin Tapani was 2-0 with a 1.23 era (ip-14.2, er-2) in 2 starts. **Aguilera** was 0-1 with 4 saves in 5 appearances. He had 2 in-effective outings (June 5 & 17) during which he yielded 5 earned runs in 2 innings. His other 3 appearances were flawless.

Scott Erickson won his club record 11th straight on June 18th, allowing only 1 hit (though he walked 6) in 6 shutout innings, but in his other start, on Aug 25 also in Baltimore, he was jumped for 6 runs in 4.1 innings while losing to **Mike Mussina**.

Baltimore Batting: **Cal Ripken** has always had a thing about the Twins and the Hump, and '91 was no exception. He batted .354 (48-17) in the season series with 7 doubles, a home run and 7 rbi, and hit .462 in the dome (26-12).

Lifetime, Cal, who has played in all 120 Orioles-Twins games since he joined the Birds late in '81, has a career average of .332 (461-153), his highest against one club. Under the big top, he has batted .376 (237-89) in 60 games with 12 homers, and 48 rbi, and has enjoyed 2 (of his 3) five-hit games in downtown Minneapolis.

David Segui is a .343 (35-12) career hitter vs Minny and **Mike Devereaux** has a .321 (106-34) lifetime figure...**Randy Milligan's** 8 home runs against the Twins are a career high.

Baltimore Pitching: **Todd Frohwirth** held the league batting leaders and ultimate world champions to an .071 average (28-2) in 6 appearances...

The Twins were a nightmare for Olson (see "Turn Back the Clock" above) in '91...He was, however, only one of 4 Orioles with quadruple digit (era) inflation against the world champions: **Olson** (15.75), **Arthur Rhodes** (21.00), **Anthony Telford** (12.00) and **Roy Smith** (11.12).



VS NEW YORK YANKEES ('91: 5-8; Lifetime: 313-321, .494)...The Orioles have lost 8 of the last 9 season series vs the Yankees, starting '83 (exception: '89 8-5), and over that period are 42-75 (.359). During a 4-year stretch within that span ('85 thru '88), the O's were 12-40 against the Bombers, but over the past 3 seasons are almost even at 19-20.

At Memorial Stadium, the O's were only 18-34 (.346) over the last 8 years (starting '84), but were still 12 games over .500 lifetime at 164-152 (O's had winning record against all AL opponents during 38 seasons at Memorial Stadium).

Best Lifetime Record: Despite recent setbacks, the Orioles still boast the best lifetime anti-Yankee record in the AL. Their .494 percentage (313-321)

tops the Oakland (only) Athletics' .490 (140-146) and the Milwaukee (excluding Seattle) Brewers' .485 (148-157).

From Sep '70 to Sep '87, the O's bore the distinction of being the only team in the league with a lifetime winning record against the Yankees. Their dominance reached its zenith on June 21, '83 when Baltimore's record (272-246) was 26 games over .500. Since then, the Birds have won 4 Yankees 75.

At Yankee Stadium, where they were 2-5 in '91, the Birds have relinquished their league won-lost percentage leadership among visiting teams to the Toronto Blue Jays who are now 45-51 (.469). The O's are at .467 percentage (140-160), followed by the Oakland (only) Athletics at .448 (64-79).

The O's were 91-100 in old Yankee Stadium, and have since gone 48-49 in the renovated facility (starting '76).

Longest/Latest Game in Balmer: On June 4, '88 in Baltimore, the O's beat the Yankees, 7-6, in 14 innings. The game, which began at 7:36 pm and didn't end until 1:22 am, consumed 5:46, making it both the longest (by time) and latest game in Memorial Stadium history.

The O's were down by 2 with the bases loaded and 2 out in the 14th when **Cal Ripken** hit a shot to 3rd base. **Mike Pagliarulo** made a fine stop, and threw to 1st, but the throw bounced past **Gary Ward** and all 3 runners scored.

Highlights: **John Oates'** May 24th debut as manager was something less than a complete success. The Yankees won 7-1, the O's committed 3 errors (2 by, of all people, Cal Junior), there were 3 wild pitches, and the Birds didn't get their 1st hit for the new skipper until the 6th inning (they had 3 all night).

Mike Flanagan lost 2 decisions in a row May 25-26 and had a balk called on him in each game. The controversial 2nd balk call in the top of the 1st was the proverbial last straw. In the bottom of the inning, the left-handed pitcher drew his 1st ever ejection for ragging umpire **John Shulock**.

Sam Horn hit a monster into the right centerfield bleachers at Yankee Stadium on July 5 off **Tim Learsy**. The 2-run shot, that sparked the O's win, traveled an estimated 480'. That was the night **Chito Martinez** made his big league debut, going 1-for-5, the hit a single his last time up, off **Guetterman**.

Bob Milacki, consistently effective against the Yankees since he 1st came up, pitched one of the Birds' 2 complete game shutouts of '91, in Baltimore on Sep 9 (a 5-hitter)...Milacki, incidentally, has played a role in 10 of the Orioles last 22 shutouts... **Jose Mesa** pitched the other against Seattle...See more on Milacki below under "Baltimore Pitching."

Three of the 4 series ended in sweeps. The O's swept the 3 games at Baltimore Sep 9-10-11, but were swept themselves in the 1st series at Baltimore in late May, and the last at New York in October.

New York Batting: The **Kellys**, rookie **Pat** and **Roberto**, batted .310 (35-11) and .310 (42-13), respectively, and the latter led the Yankees with 11 rbi against the O's...On Sep 9 in Baltimore, Pat was charged with throwing errors at 3rd base.

Jim Leyritz has had only limited exposure to Orioles pitching the last 2 years, but so far he likes what he's seen (.455, 22-10).

Steve Sax has hit .338 (160-54) against the O's since he came over from the Dodgers. The Birds held **Jesse Barfield** to .190 (21-4), some 105 points lower than his lifetime figure against the Orioles (.295, 366-108, hr-22, rbi-57, g-113).

New York Pitching: **Eric Plunk** was 2-1 and **Wade Taylor** 0-2 in 10 starts. Plunk gained his 2 triumphs in back-to-back appearances (7/4 & 6)...The O's batted .340 (50-17) against Taylor...Former Oriole **John Habyan** relieved in 5 games against his former teammates and held them to a .111 average (27-3). He was 1-0 with no saves.

Baltimore Batting: **Dwight Evans** played little against the Yankees last year, but made the most of his opportunities...He was 7-for-11 (.636)...Horn batted .429 (28-12) and delivered 2 doubles plus 5 homers

(including the tape measure drive mentioned above), and a club-leading 13 rbi in 11 games.

Rookies **Leo Gomez** (.344, 32-11) and **Chito Martinez** (.360, 25-9) both excelled against the Bombers, but **Cal Ripken** had only so-so success (.250, 56-14, hr-2, rbi-3) considering the way he tore the league apart in '91...Cal is hitting .257 lifetime (506-130).

Randy Milligan has the best career average against the Yankees among O's veterans (.315, 92-29).

Baltimore Pitching: **Milacki**, in 2 starts, held the Yanks to a .175 average (63-11)...Lifetime, he is 5-0 with a 2.20 era (ip- 65.1, er-16)...At Memorial Stadium, he was 3-0 with a 1.35 era (ip-40, er-6) against the Bombers from the Bronx.

Flanagan appeared in 8 games and was 0-3...He is now 13-14 lifetime vs the Yankees...**Gregg Olson** is 0-0 with 9 saves in 17 career appearances.

♦ ♦ ♦

VS OAKLAND ('91: 3-9; Lifetime: 314-253, .554)...It might have been an off year for the Athletics, but to the Orioles they still looked like champions. During the past 4 years the O's have gone 16-32 (.333) against the A's, and starting July 20, '89 they are 7-21 (.250) vs Oakland.

The A's outscored the O's in the 12 games by a 77-44 margin.

At Memorial Stadium, the Orioles were 159-119 (.572) vs the Philadelphia, KC and Oakland A's. Despite a 2-10 record against them in Baltimore the last 2 years, the Birds maintained a 74-67 edge (.525) over the Oakland (only) A's on 33rd Street.

The Orioles are 79-70 at the Oakland Coliseum, one of 6 road parks, currently in play, in which they hold a lifetime winning advantage. Those figures do not include their 3-3 mark at Oakland during 3 ALCS.

A's First Game in Oakland: The Orioles were the visiting club for the Athletics' 1st game in Oakland on Apr 17, '68...**Dave McNally** pitched a 2-hitter to beat **Lew Krausse**, 4-1...**Boog Powell** hit the 1st home run in the Coliseum while driving in the game-winning run in the 2nd inning...**Mark Belanger**, **Brooks Robinson** and the Athletics' **Rick Monday** also homered in that game before a crowd of 47,233.

Queen's Visit: On May 15 in Balmer, the O's and A's were witness to history in the making when **Queen Elizabeth II** of England and her husband, **Prince Philip**, the Duke of Edinburgh, attended their 1st baseball game, accompanied by President and Mrs. **George Bush**.

The Royal and First Couples shook hands with the uniformed personnel from both clubs in the O's dugout, met some of the front office folk in the Orioles office and waved to the 32,000 fans in the seats before the game (the start of which was delayed 15 minutes until 7:50), then watched a few innings before departing at about 8:50.

Randy Milligan, apparently inspired by the royal visit, hit his 1st 2 homers of the year (both off **Bob Welch**), but that wasn't nearly enough as the A's prevailed, 6-3. The O's hit 7 home runs in the 1st 2 games of that series (5/14-15), but managed only a split.

4-Man No-Hitter: On Fri, July 13, four Orioles pitchers combined to pitch the Orioles 5th no-hitter, their 1st on the road. **Bob Milacki** (6), **Mike Flanagan** (1), **Mark Williamson** (1) and **Gregg Olson** (1) blanked the A's without a safety, 2-0. Milacki, who was struck on the hand by a batted ball (by **Willie Wilson**) during the 6th and came out after the inning, threw 80 of the 121 pitches it took that day to subdue the A's. Olson finished up by striking out **Jose Canseco** (called) and **Baines** (swinging) on breaking balls in the 9th.

It was the 7th time the A's have been no-hit since they moved to Oakland in '68...The loser was **Eric Show**. In one stretch that weekend (Fri thru Sun), the A's sent 46 straight players to the plate without getting a base hit (including 5 walks). **Baines** was the sandwich-a 6th inning single Friday and a 2nd inning safety on Sunday.

The next day, **Canseco**, who had struck out 3 times in the no-hitter, hit an Olson fast ball for a game-winning, 2-run single in the 11th after Gregg had trouble getting his curve ball over.

During that series, **Chris Hoiles** drove in a lead run in each of the 3 games. Two held up as game-winners (Fri & Sat), and the other, on Sunday, in the 11th, gave the O's a one-run lead that was nullified by Canseco a half inning later.

Other Season Series Highlights: **Baines** enjoyed the biggest night of his career at Oakland on May 7 when he hit 3 homers (off **Ben McDonald**, **Dave Johnson** and **Jeff Robinson**), drove in 7 runs and set a club record with 14 total bases (he doubled and walked the other 2 times up). See below for more about Baines and his one-man, full-season show against the Birds.

Mark McGwire followed the next afternoon with 2 three-run homers off spot starter **Flanagan** and the other off **Williamson**...In that 2-game series at Oakland in early May, the A's outscored the O's 20-6, after the Indians had out-clubbed the Oaks in the 2 games immediately prior, by a 35-12 margin.

On July 26 at home, the Orioles made a dramatic comeback from a 4-0 deficit to tie the game in a 6-run 7th inning featuring **Dwight Evans** career grand slam off **Gene Nelson** (**Ernest Riles** had hit one earlier at Oakland). Unfortunately, the A's won it, 12-9, with 3 in the 9th.

Just back from the minors, **Joe Slusarski**, pitched a 2-hitter in his 1st major league complete game to beat the O's, 9-1 on July 27...On May 14, also at Memorial Stadium, he had sustained his 1st big league loss.

The next day (7/28), the O's staked McDonald to a 3-0 lead. However, Canseco whom Ben had hit in the neck with a pitch in the 1st, blasted a 3-run homer to tie it in the 6th, and Rickey Henderson won it with an 8th inning solo, also off McDonald.

That 3-game late July series in July drew 141,619, which ranks as the largest turnout for a 3-date, 3-game series in Memorial Stadium history.

Oakland Batting: Baines was the Orioles "mvp" in '91 (most destructive opponent). He led or tied for the lead among O's adversaries in batting (.561, 41-23), runs scored (15); homers (5), total bases (40) on-base percentage (.617) and rbi (17).

Rickey Henderson, whose string of 25 straight stolen bases against the Orioles was snapped by **Bob Melvin** on July 26 (**Rick Dempsey** had been the last Oriole to throw him out on Jun 13, '86), has left his mark in 12 lifetime games against the Orioles: average .325 (495-161), hr-12, rbi-44, bb-97, sf-2, hp-1, sb-cs 83-11 (88%).

McGwire enjoyed another productive year at the expense of the O's, if not against the rest of the league. He drove in 12 runs and has now accumulated 58 rbi in 63 lifetime games along with 21 home runs.

At Memorial Stadium, he drove in 35 runs and hit 12 homers in 30 games. He is one of only 3 batters (along with **Carlos Baerga** and **Mel Hall**) to have homered off Olson in the ballpark on 33rd Street.

Canseco enjoyed a relatively productive year against the Birds, but he has hit only 4 home runs over the last 2 seasons (24 games) off Baltimore pitching.

With all the success the Athletics have enjoyed head-to-head in recent years with the Orioles, you'll be surprised to hear that the two hitters with the lowest lifetime averages (minimum 100 at bats) against the locals play for the green and gold: **Jamie Quirk**-.130 (115-15) and **Mike Gallego**-.153 (116-18).

Oakland Pitching: **Dennis Eckersley** hasn't allowed the O's a run in 3 years, and it's getting old. In that time, he's worked in 14 games, pitched 16.1 innings, saved 10 and held the O's to a .107 average (56-6). The last time the O's scored off him was on Aug 28, '88 in Oakland (the last game of that year between the 2 clubs).

Dave Stewart is now 5-6 after going 1-0 in both '90 and '91...The Orioles who had twice snapped his start-of-season win streaks, in '88 at 8-0 and '89 at 6-0, had beaten him 5 in a row. At Baltimore, Stewart is 2-4 lifetime. **Joe Klink** was 2-0 in 6 relief efforts and held the O's to 3 hits in 21 trips (.143).

Bob Welch is 4-0 against the O's these past 2 seasons. In '89 & '90 (his Cy Young year), he held the Orioles to an average against of .195 (159-31).

Last season, he was 1-0 in 3 starts, but his efficiency diminished noticeably—i.e. an average against of .311 (61-19). Lifetime he is 7-2.

Baltimore Batting: None of the regulars hit particularly well. **Cal Junior** batted only .227 (44-10), though he did bash 3 home runs... Cal's .247 (486-120) average against Oakland is his lowest vs one opponent, as is his rbi total (53), but his 25 homers off Athletics' pitching are tied for 1st (with Chicago).

Dwight Evans' 39 career homers against the A's franchise is his one-club high, and among current O's veterans, his .264 lifetime average (731-193) is tops...In limited exposure, **David Segui** is batting .292 (24-7) vs Oakland.

Baltimore Pitching: The A's hit .286 (427-122) off the O's, whose staff era was 5.99...Milacki, who pitched 6 innings of the aforementioned no-hitter to pick up his 1st career win against the A's, held them to a .158 average (38-6). He had 2 no decisions in his 3 starts.

Jose Mesa gave up only 1 hit (albeit a home run) in 1.1 innings of his only appearance against the A's, but wound up with a 33.75 era (5 er). "Those walks (5 of them) will kill you everytime."

In 16 lifetime appearances, Olson has gone 0-2, but has earned 8 saves.



VS SEATTLE ('91: 4-8; Lifetime: 96-74, .565)...The O's have exactly the same lifetime record at Memorial Stadium vs the Mariners as they have at the Kingdome (48-37).

Over the last 2 years the Mariners have dominated the rivalry, having won 8 straight series. The O's are only 7-17 against them in that time overall, including 3-9 at Memorial Stadium. They have lost 10 of their last 13 home games and starting Sep 5, '87, the Birds have gone 11-22 against the hard-charging Mariners in Balmer.

How times have changed since the fledgling M's lost the 1st 14 games they ever played at the now retired ballpark on 33rd Street.

Season Series Highlights: **Ken Griffey Jr** made a great over-the-head basket catch into the fence to rob **Chris Hoiles** of extra bases on Apr 30, but had to leave the game with a bruised kneecap.

Randy Johnson had a no-hitter for 5.2 innings on May 1 in Baltimore (the same night **Nolan Ryan** pitched his 7th career no-no, in Texas). **Bob Melvin** broke it up with a controversial scratch hit to 3rd baseman Edgar Martinez...The O's won that game, 2-1, in large measure because of a rare "victory on appeal." **Griffey Jr** would have scored the tying run in the 7th had not the Orioles alertly noted his premature departure from 3rd on Martinez' would-be sac fly, and taken the necessary steps.

At Seattle on May 11, **Henry Cotto** hit an inside-the-park homer made possible by the collision of **Mike Devereaux** and **Brady Anderson** while in hot pursuit of the drive. Baseball's longest pitching matchup ever, in terms of linear feet, occurred on May 12 when **Erik Hanson** (6'10") faced off with **Ben McDonald** (6'7").

On July 19, **Roy Smith** discovered a new fast diet plan. While expending only 72 pitches over a 7+ inning stretch, he dropped 7 pounds...The next night, rookie **Leo Gomez** had 9 assists at 3rd base, just 2 shy of the major league record, and **Jay Buhner** hit a mammoth homer an estimated 430' to centerfield.

The O's lost a tough one July 21, a day that the temperature read 101 in the press box and 115 on the field...They led 4-1 until young Griffey hit a game-tying 3-run homer off **Jeff Robinson** in the 5th. **Pete O'Brien** followed with a single and Robinson left in favor of **Mike Flanagan**, who threw a long fly ball that wound up being a decisive 2-run homer by **Alvin Davis**. **Chito Martinez** appeared to have made a leaping catch of the drive, but on his descent the ball was jostled loose and fell over the fence.

In the Kingdome on July 29, the M's broke a 4-4 tie with a 7-run 7th that featured 5 doubles, 4 of them in a row...That evening, **Juan Bell** hit his 1st major league home run (off Hanson). The following day, Griffey Junior hit a grand slam off Smith.

The O's at least drew last blood, on July 31, when Chris Hoiles' 2-run 11th inning single produced a 4-2 victory. That winning rally was set up in the

9th when the O's tied the game on a **Randy Milligan** fly ball that bounced in front of **Greg Briley** and skipped over his head for an rbi triple.

Seattle Batting: Griffey Junior, who drove in 13 runs in 12 games vs. the O's (39-14), is the leading career hitter against the O's among active players with 100 or more at bats. His lifetime average is .382 (131-50). He hit 4 homers and driven in 30 runs in 36 career games against the O's.

Cotto went 8-for-19 (.421) in limited playing time with 3 home runs. **Valle**, a long-time Orioles nemesis, is a career .330 hitter (106-35) in 106 games. **Scott Bradley** was a .053 hitter (19-1) in the season series.

Seattle Pitching: Hanson (2-0) and **Bill Krueger** (2-1) combined for 2 wins against the O's but neither was particularly effective. The B's batted .304 (69-21) against Hanson (though he did strike out 17 in 7 innings) and .352 (54-19) off Krueger's slants. Hanson is 4-0 lifetime.

Rich DeLucia (2-1) was a legitimate 2-game winner and a workhorse on the mound. He allowed only 7 earned runs in 26.2 innings (2.36) and held the O's to a .221 average (95-21).

Baltimore Batting: Dwight Evans' .289 career mark (610-176) is the best against a single opponent. **Cal Junior** hit 4 home runs off Seattle pitching while batting .267 (45-12), and Hoiles hit .345 (29-10).

Baltimore Pitching: Jeff Ballard, Dave Johnson, Bob Milacki, Greg Olson, Roy Smith and Todd Frohwirth all had era of 6.97 or higher in 12 games. The staff figure was 5.01 in the 12 games.

Ballard was 0-3 in 3 starts and a relief effort (era 7.90, ip-13.2, er-4, hr-4)...Flanagan, on the other hand, except for the one home run he mentioned above, was flawless...He gave up only one run in 15 innings and held the M's to a .180 (50-9) average.



VS TEXAS ('91: 9-3; Lifetime vs Tex-Wash: 276-148, .651)...No matter how you slice it, the Orioles' records against the Rangers-Senators (see above) are the best, respectively, against a (1) a single franchise, (2) a current club, and (3) in an active stadium.

Over the last 3 years, the Birds have gone 26-10 (.722) and starting July '88, they are 28-10 (.737).

Nolan Ryan was the winning pitcher in all 3 Rangers wins over the Orioles in '91...When he beat the Birds on Apr 14 at Texas, it was for the 1st time in nearly 15 years...His last victory against the Birds, while he was pitching for the Angels, was on Apr 20, '76...In the meantime, he had lost 9 straight decisions to the Birds...His victory at Baltimore on Apr 20 was his 1st there since May 18, '75.

All that changed in '91, a 3-0 record improving his lifetime mark to 8-16 vs Baltimore...Ryan came by his triumphs honestly. He held the O's to a .12 average (65-8) over 3 starts, fanned 26 in 19.1 innings (only 8 walks) and had a 1.40 era (3 earned runs).

Ryan and **Jeff Russell** fanned 12 Orioles on Apr 20 while resistering the Rangers' 1st shutout at Memorial Stadium in 13 years (since Jul 17, '78).

Highlights: **Cal Junior** enjoyed a big day at Arlington on Apr 13 with 4 hits, 7 rbi, a triple and 2 home runs to lead the O's to an 11-4 rout. The O's won both ends of an Aug 13 doubleheader at Memorial Stadium enroute to a 4-game series sweep, their 1st against anyone at home in more than a year...In that set, the O's outscored the Rangers, 31-14...During the doubleheader, which consumed 7:45 and didn't end until 12:52 am, the O's used a total of 13 pitchers to tie a major league record shared by the Milwaukee Braves of '63 and the '77 San Diego Padres.

Mike Mussina picked up his 1st big league win on Aug 14, on his 3rd try...He gave up a 2-run homer to **Juan Gonzales** in the 1st, then pitched 7 scoreless innings, striking out 10, before **Jose Bautista** came on to mop up in that 10-2 win.

Chito Martinez was the O's big gun in that one. It was his 1st 2-home run game (4 rbi). Martinez & fellow rookie **Leo Gomez** combined to go 8-for-14 (.429) with 6 homers and 10 rbi during the last 2 games of that August series in Baltimore (Aug 14 & 15).

Mussina and **Jose Mesa** fanned a total of 19 Rangers in back-to-back games (8/14-15). Mesa's complete game on the 15th was the Orioles' 1st in nearly 3 months (May 17).

In the finale of that series (8/15), the Rangers, with a doubleheader coming up the following day in Cleveland, stayed with starter "Oil Can" **Boyd** through thick and thin...He was touched for 14 hits and 9 runs in 7 innings...The hit yield was the highest ever by a Texas pitcher in one game.

On Aug 20 in his 2nd day back from 4 months on the disabled list, **Glenn Davis** drove in 5 runs and homered off Boyd who suffered his 2nd disaster within a week (though he wasn't the loser in the 2nd game). In those 2 starts, Boyd gave up 22 hits and 15 earned runs in 12 innings. Boyd is 5-5 lifetime vs Baltimore.

Texas Batting: Kevin Reimer was the Texas leader in both homers (4) and rbi (11), and **Brian Downing** the average leader at .393 (28-11).

In 3 AL seasons, **Rafael Palmeiro** has batted .341 (132-45) with 24 rbi and 4 homers in 36 games against the O's...**Ruben Sierra**, on the other hand, has a lifetime average of only .229 (249-57) against Baltimore pitching with 10 homers and 35 rbi in 66 games.

Texas Pitching: See blurbs about Ryan and Boyd above...**Kenny Rogers** had an awful year against the Orioles...He was 0-3 in 4 games (2 starts), had an era of 9.58 (ip-10.1, er-11), an average against of .364 (44-16) and allowed 22 baserunners in 10.1 innings.

Baltimore Batting: Cal Ripken, who has played in all 115 Orioles-Rangers games since he joined the Birds in late '81, batted .409 (44-18) against Texas, scored 11 runs, drove in 13, and hit 2 homers (along with 3 doubles and a triple)...The Rangers are one of only 2 clubs the only club against which Cal has a lifetime .300 average (.301, 468-141). Minnesota is the other (.332, 461-153).

Joe Orsulak has a .355 (107-38) lifetime mark at the Rangers expense, and Chito Martinez made a lusty debut vs Texas pitching...He batted .522 (23-12) with 3 homers and 7 rbi in only 6 games.

Baltimore Pitching: Dave Johnson didn't enjoy a particularly solid season overall, but he was at his very best against the Rangers... In 3 appearances, including one start, he was 3-0, didn't allow an earned run in 12.1 innings, and limited Texas to a .179 average (39-7).

As a matter of fact, he, **Todd Frohwirth**, and **Mike Flanagan** combined to hold the Rangers scoreless over 23.2 innings. Frohwirth's average against was .107 (28-3).

Gregg Olson picked up 3 saves in 5 outings, but he did finally allow the Rangers an earned run, their 1st off him in his 3 AL seasons. Lifetime, Gregg is 3-0 with 8 saves in 18 games, with an 0.45 era (ip-20, er-1).



VS TORONTO ('91: 5-8; Lifetime: 101-91, .526)...Over the last 5 years the O's are 23-42 (.354) against the Jays, and since they won their last pennant in '83, the Birds are not much better, at 39-64 (.379) over an 8-year span.

At Toronto, the Orioles are 8-11 in 3 years at the SkyDome after going 1-12 during the final 2 seasons at Exhibition Stadium ('87-'88).

Down to the Wire: Since expansion began in '69, there have been 5 instances in which the Orioles' final series has had direct bearing on the outcome of the AL East race, including twice vs the Blue Jays:

1974-O's won game #161 at Detroit to clinch a tie for the division title, then the Brewers eliminated the 2nd place Yankees that night...1977-The Red Sox eliminated the O's at Boston in #160 (Fri), then the Orioles returned the compliment the following day, knocking out the Carmines as the Yankees clinched.

1982-The O's tied the Brewers for the lead, beating them in game #161, then lost the final game and the Brewers went on to win their only division championship.

1989-The Jays eliminated the O's in #161, having won the 1st 2 games of that decisive final series...1990-The Jays and O's split the 1st 2 games of the series at Baltimore and Toronto entered the final day trailing the Red Sox by one full game...The Orioles' victory in that game on Mickey

Tuttleton's sudden death homer off **Tom Henke** would have derailed the Jays' title quest anyway, but the Red Sox made it official earlier by winning their game on **Tom Brunansky's** dramatic catch in the right field corner at Fenway.

Only once before divisional play began did the O's go down to the wire. That was in 1964 when they won their last 2 games, vs Detroit, but were eliminated on the final Friday when the Yankees beat Cleveland. The year the O's were 3rd, 2 games back, one game behind the 2nd place Red Sox who fell by the wayside on Saturday.

Highlights: **Juan Guzman** made his 1st 2 big league appearances, both starts, against the O's on June 7 (Baltimore) and June 15 (Toronto), and was 0-2 for his troubles. He was touched for 10 hits and 8 earned runs in 8.2 innings (era 8.31). After that, he went 10-1 with an era of 2.63.

In his only other start against the Birds, Guzman pitched his 1st complete game (8/27), a 5-hit, 8 strikeout, 6-1 win, and snapped 21 consecutive batting streaks: Orsulak's (21) and Cal Junior's (12). **Bob Melvin** went 5-for-5 with a home run and double and **Mike Devereaux** hit a 3-run homer as the O's beat Guzman the 2nd time.

The Blue Jays included 7 doubles and a 3-run homer by **Joe Carter** in an 8 run, 12 hit attack on June 16 at Toronto, but it wasn't enough. The Birds responded with 4 homers, featuring **Joe Orsulak's** first grand slam, and whipped the division champions, 13-8.

Roberto Alomar stole a career high 4 bases against the Birds' **Jeff Robinson** on June 8...The 1st (and only) Sunday night game in Memorial Stadium history was played on June 9 (ESPN). The Jays, behind **Todd Stottlemyre** (3-0 vs O's) **Stottlemyre** edging the Orioles, 3-2.

Two previously scheduled Sunday night attractions, in '81 and '90, were respectively, "struck" out and rained out.

Toronto Batting: **Joe Carter** batted .364 (55-20) against the Orioles in his triumphant return to the AL. He had 5 doubles, a triple and 4 homers and tied **Harold Baines** for most rbi against the O's in '91 (17).

Pat Tabler has hit only .111 (27-3) vs the O's the last 2 years, but is still batting .323 (316-102) lifetime against them...**Kelly Gruber** is a .316 career hitter (206-65) at the O's expense... **Greg Myers**, on the other hand, is batting only .172 (58-10) lifetime off Baltimore pitching.

Dave Winfield has 20 career homers and 71 rbi in 112 career games against the O's.

Toronto Pitching: **Stottlemyre's** 3-0 record vs the O's was supported by a 1.23 era (ip-22, er-3) and a .192 (78-15) average against... The son of former Yankee righthander and longtime Mets' pitching coach **Mel**, is 5-0 lifetime...**Jimmy Key** was a less impressive 2-0 (the Birds hit .291 against him, 55-16). Key, who has an 8-7 lifetime against the O's, won his 100th career game, at Memorial Stadium on Aug 26.

Jack Morris, pitching his 1st and only year for the Twins, went 3-0 against the Birds, and is now 15-13 lifetime. As a Tiger, he had lost 3 of his final 4 decisions vs Baltimore.

The O's batted .438 (32-14) against **David Wells**, who was 0-1 in 2 starts...**Tom Henke** saved 3 in 5 appearances...Over the last 3 years, he has held the Orioles to a .189 average (74-14). Lifetime, he is 5-2 with 13 saves.

Dave Stieb, who pitched only briefly in '91 and not at all against the Orioles, is 6-10 lifetime vs the O's, his lowest victory total against a single opponent...It took him until Aug 1, '90, to win his 1st (and only) game ever at Memorial Stadium, where he was 1-5 and had an era of 4.20 (ip-90, er-42).

To get that 1st win in Baltimore, Stieb had to survive a 40-pitch 1st inning (13 of his first 15 pitches were balls) during which he fell behind 4-0. He went 6 and won, 7-4, with relief help from **Jim Acker** and **Henke**.

Baltimore Batting: Rookie **Leo Gomez** was the most productive Oriole in the season series...He batted .313 (48-150) with 3 homers and 10 rbi. **Bill Ripken** batted .375 (24-9) vs Toronto while **Brother Cal** batted .255 (51-13) with a homer and 5 rbi. **Dwight Evans** batted .409 (22-9), but both **Chris Hoiles** (.048, 21-1) and **Randy Milligan** (.188, 32-6) struggled.

Baltimore Pitching: Not much to write home about as a staff era of 4.85 against Toronto would attest. **Bob Milacki** (1-1) fanned 18 and walked only 2 in 14.1 innings spread over 2 starts.

LEADING OPPOSING BATTERS, 1991

Batting (min. 25 at bats)
 561- Harold Baines, OAK (41-23)
 523- Danny Tartabull, KC (44-23)
 480- Jack Clark, BOS (25-12)
 444- Frank Thomas, CHI (45-20)
 417- Tony Phillips, DET (48-20)

Hits
 23- Harold Baines, OAK
 23- Danny Tartabull, KC

Doubles
 8- Albert Belle, CLE
 6- Frank Thomas, CHI

Triples
 2- Luis Polonia, CAL
 2- Brian McRae, KC
 2- Dan Gladden, MIN

Home Runs
 5- Harold Baines, OAK
 5- Danny Tartabull, KC
 5- Frank Thomas, CHI

Most RBI
 17- Harold Baines, OAK
 17- Joe Carter, TOR
 16- Albert Belle, CLE

Walks
 11- Chili Davis, MIN

Strikeouts
 18- Devon White, TOR (AB-39)
 15- Lance Parrish, CAL (AB-39)

Stolen Bases
 7- Alex Cole, CLE
 6- Gary Pettis, TEX
 5- Roberto Alomar, TOR
 5- Tim Lincecum, CHI

On-Base Percentage
 .617- Harold Baines, OAK (47-29)
 .584- Jack Clark, BOS (32-19)
 .560- Danny Tartabull, KC (50-28)

Slugging Percentage
 1.000- Jack Clark, BOS (AB-25, TB-25)
 .977- Danny Tartabull, KC (AB-44, TB-43)
 .976- Harold Baines, OAK (AB-41, TB-40)

TOP 10 ACTIVE HITTERS VS ORIOLES (min 100 at bats)

1-382 Ken Griffey, SEA (131-50)
 2-351 Mike Greenwell, BOS (211-74)
 3-341 Rafael Palmeiro, TEX (132-45)
 4-340 Wade Boggs, BOS (471-160)
 5-338 Steve Sax, NY (160-54)
 6-332 Cory Snyder, TOR (205-68)

7-330 Danny Tartabull, KC (221-73)
 8-330 Dave Valle, SEA (106-35)
 9-325 Jerry Browne, CLE (163-53)
 9-325 Rickey Henderson, OAK (495-161)
 9-325 Kirby Puckett, MIN (357-116)

TOP 5 ACTIVES VS ORIOLES

Home Runs
 1-31 Ken Hrbek, MIN
 2-27 George Brett, KC
 2-27 Lance Parrish, CAL
 4-24 Carlton Fisk, CHI
 5-22 Jesse Barfield, NY

Runs Batted In
 1-113 George Brett, KC
 2-111 Carlton Fisk, CHI
 3-110 Robin Yount, MIL
 4- 87 Kent Hrbek, MIN
 5- 77 Harold Baines, OAK

LEADING OPPOSING PITCHERS, 1991

Wins
 3- Jaime Navarro, MIL
 Jack Morris, MIN
 Nolan Ryan, TEX
 T. Stottlemyre, TOR

Losses
 3- Kenny Rogers, TEX

Saves
 4- Rick Aguilera, MIN
 Bryan Harvey, CAL
 Ed Nunez, MIL
 Bobby Thigpen, CHI

Appearances
 8- Jeff Montgomery, KC

Innings
 26.2- Rich DeLucia, SEA
 26.0- Kirk McCaskill, CAL
 26.0- Jack McDowell, CHI

Walks
 13- Greg Harris, BOS
 13- Randy Johnson, SEA

Home Runs
 4- by 7 pitchers

Lowest ERA (min 15 ip)
 1.23 Tom Candiotti, CLE-TOR (ip-22, er-3)
 1.23 Todd Stottlemyre, TOR (ip-22, er-3)
 1.40 Nolan Ryan, TEX (ip-19.2, er-3)

Lowest AVG Against (min 15 ip)

.123 Nolan Ryan, TEX (65-8)
 .192 Todd Stottlemyre, TOR (78-15)
 .193 Mark Langston, CAL (57-11)

Highest ERA (min 15 ip)
 5.87 Allan Anderson, MIN (ip-15.1, er-10)
 5.40 Bob Welch, OAK (ip-15, er-9)

Highest Average Against (min 15 ip)
 .328 Allan Anderson, MIN (61-20)
 .317 Jamie Navarro, MIL (104-33)
 .311 Bob Welch, OAK (61-19)

Strikeouts
 26 Jack McDowell, CHI (ip-26)
 26 Nolan Ryan, TEX (ip-19.1)

OPPOSING BATTERS RECORDS — 1991 AND LIFETIME

OPPOSING BATTERS RECORDS — 1991 AND LIFETIME

PLAYER	B	CLUB	1991 VS. ORIOLES					LIFETIME VS. ORIOLES				
			AVG	G	AB	H	HR	RBI	AVG	G	AB	H
Aldrete	R	Cle	.350	6	20	7	0	2	.350	6	20	7
Allanson	L	Det	.222	4	9	2	0	1	.248	36	105	28
Allred	L	Cle	.300	4	10	3	1	1	.300	4	10	3
Alomar, R.	S	Tor	.250	13	52	13	1	2	.250	13	52	13
Alomar, S.	R	Cle	.143	3	14	2	0	0	.275	13	51	14
Baerga	S	Cle	.294	13	51	15	0	4	.311	25	90	28
Baines	L	Oak	.561	11	41	23	5	17	.295	127	474	140
Barfield	R	NY	.190	7	21	4	0	0	.295	113	366	108
Barnes	R	Det	.381	10	21	8	0	2	.381	10	21	8
Belle	R	Cle	.356	12	45	16	2	16	.365	12	52	18
Benzinger	S	KC	.273	5	22	6	0	4	.278	24	90	25
Bergman	L	Det	.280	8	25	7	0	4	.215	67	163	35
Berry	R	KC	.000	2	2	0	0	0	.000	2	2	0
Bichette	R	Mil	.138	8	29	4	0	2	.211	21	71	15
Blankenship	R	Oak	.250	7	8	2	0	1	.136	16	22	3
Boggs	L	Bos	.298	13	47	14	1	7	.340	116	471	160
Borders	R	Tor	.200	7	20	4	0	1	.289	31	76	22
Bordick	R	Oak	.095	7	21	2	0	0	.095	7	21	2
Bradley, S.	L	Sea	.053	7	19	1	0	0	.224	48	147	30
Brett	L	KC	.245	12	53	13	1	5	.307	194	743	228
Briley	L	Sea	.314	10	35	11	0	2	.326	27	95	31
Brock	R	Min	.667	2	3	2	0	1	.301	49	166	50
Brown	R	Min	.000	1	1	0	0	0	.000	1	1	0
Browne	S	Cle	.304	10	23	7	0	5	.325	51	163	50
Brumley	S	Bos	.000	7	14	0	0	0	.182	18	44	8
Brunansky	R	Bos	.208	8	24	5	1	6	.237	85	299	71
Buechele	R	Tex	.243	11	37	9	2	4	.229	61	188	43
Buhrer	R	Sea	.286	9	28	8	3	3	.295	26	78	23
Burks	R	Bos	.150	7	20	3	0	0	.312	54	215	67
Bush	L	Min	.500	8	4	2	0	3	.288	68	156	45
Canseco	R	Oak	.319	12	47	15	2	9	.268	66	254	68
Carter	R	Tor	.364	13	55	20	4	17	.258	78	314	81
Clark, D.	L	KC	.000	1	1	0	0	0	.250	13	28	7
Clark, J.	R	Bos	.480	8	25	12	4	5	.365	21	63	23
Cochrane	S	Sea	.188	5	16	3	0	3	.222	7	18	4
Cole	L	Cle	.304	12	46	14	0	0	.268	14	71	19
Cora	S	Chi	.190	9	21	4	0	0	.190	9	21	4
Cotto	R	Sea	.421	7	19	8	3	6	.308	49	117	36
Cromartie	L	KC	.125	5	8	1	0	1	.125	5	8	1
Cuyler	S	Det	.273	11	33	9	0	1	.302	14	43	13
Daugherty	S	Tex	.000	2	1	0	0	0	.293	17	41	12
Davis, A.	L	Sea	.257	11	35	9	2	8	.269	93	342	92
Davis, C.	S	Min	.310	12	42	13	3	7	.273	44	161	44
Deer	R	Det	.111	7	18	2	0	0	.260	59	196	51
delos Santos	R	Det	.000	1	1	0	0	0	.000	3	2	0
Dempsey	R	Mil	.000	1	1	0	0	0	.197	30	66	13
Diaz, M.	R	Tex	.083	9	12	1	0	1	.103	15	29	3
Downing	R	Tex	.393	9	28	11	2	5	.243	173	602	146
Ducey	L	Tor	.000	1	0	0	0	0	.333	16	27	9
Eisenreich	L	KC	.350	8	20	7	0	2	.269	40	130	35
Espinosa	R	NY	.282	12	39	11	0	2	.237	36	118	28
Felix	S	Cal	.200	4	10	2	0	1	.240	23	75	18
Fermin	R	Cle	.172	9	29	5	0	2	.188	33	101	19
Felder	R	Det	.327	13	49	16	3	7	.234	44	137	32
Fisk	R	Chi	.306	10	36	11	1	7	.258	208	722	186
Fletcher	R	Chi	.278	6	18	5	0	7	.269	93	327	88
Franco	R	Tex	.182	8	33	6	0	2	.295	106	407	120
Fryman	R	Det	.191	12	47	9	0	9	.242	16	62	15
Gaetti	R	Cal	.244	12	45	11	2	4	.297	114	417	124
Gagne	R	Min	.219	12	32	7	0	3	.208	75	216	45
Gallagher	R	Cal	.407	8	27	11	1	7	.329	28	70	23
Gallego	R	Oak	.256	12	43	11	0	7	.155	50	116	18
Gantner	L	Mil	.209	13	43	9	0	3	.239	129	431	103
Geren	R	NY	.800	4	5	4	0	1	.267	20	45	12
Gibson	L	KC	.196	11	51	10	1	9	.278	89	335	93
Gladden	R	Min	.256	12	39	10	0	5	.263	51	179	47
Gonzales, R.	R	Tor	.000	3	3	0	0	0	.000	3	3	0
Gonzalez, Jo.	R	Cle	.091	4	11	1	0	0	.091	4	11	1
Gonzalez, Ju.	R	Tex	.333	7	30	10	2	5	.308	11	39	12
Grebeck	R	Chi	.333	6	3	1	1	1	.143	7	7	1
Greenwell	L	Bos	.286	12	42	12	1	5	.351	58	211	74
Griffey Jr, K.	L	Sea	.359	12	39	14	2	13	.382	36	131	50
Griffey Sr, K.	L	Sea	.235	4	17	4	0	1	.272	54	195	53
Gruber	R	Tor	.250	9	32	8	3	5	.316	57	206	65
Guillen	L	Chi	.326	12	43	14	1	4	.282	80	287	81
Hall	L	NY	.231	8	26	6	3	6	.282	71	234	66
Hamilton	L	Mil	.351	12	37	13	1	8	.305	20	59	18
Hare	L	Det	.143	3	7	1	0	0	.143	3	7	1
Harper	R	Min	.400	9	30	12	2	3	.317	29	104	33

PLAYER	B	CLUB	AVG	G	AB	H	HR	RBI	AVG.	G	AB	H	HR	RBI
Hayes	L	Cal	.359	19	64	23	4	21	.359	19	64	23	4	21
Hemond	R	Oak	.000	2	1	0	0	0	.000	2	1	0	0	0
Henderson, D.	R	Oak	.240	12	50	12	1	4	.317	98	334	106	14	37
Henderson, R.	R	Oak	.326	12	46	15	2	2	.325	133	495	161	11	44
Hernandez	R	Tex	.267	6	15	4	0	1	.267	6	15	4	0	1
Hill, D.	S	Cal	.188	5	16	3	0	1	.271	45	140	38	0	6
Hill, G.	R	Tor-Cle	.364	4	11	4	0	2	.324	11	34	11	1	4
Howard	S	KC	.250	7	12	3	0	0	.250	7	12	3	0	0
Howell	L	Cal	.250	1	4	1	0	1	.218	53	165	36	10	25
Hrbek	L	Min	.333	11	45	15	2	9	.282	113	425	120	31	87
Huff	R	Chi-Cle	.267	9	15	4	1	1	.267	9	15	4	1	1
Humphreys	R	NY	.000	3	5	0	0	0	.000	3	5	0	0	0
Huson	L	Tex	.286	4	14	4	0	2	.255	16	51	13	0	4
Incaviglia	R	Det	.257	9	35	9	2	11	.255	61	216	55	15	47
Jacoby	R	Cle-Oak	.269	7	26	7	1	3	.278	98	352	98	13	46
James	R	Cle	.143	4	14	2	0	2	.226	13	53	12	0	4
Jefferson	S	Cle	.286	2	7	2	0	2	.160	9	25	4	0	2
Jennings	L	Oak	.000	1	1	0	0	0	.133	14	15	2	0	0
Johnson, L.	L	Chi	.140	11	43	6	0	3	.279	32	129	36	0	8
Jones, T.	R	Sea	.250	8	12	3	0	2	.211	17	38	8	0	2
Joyner	L	Cal	.213	12	47	10	1	6	.290	66	262	76	9	39
Karkovice	R	Chi	.250	9	16	4	0	0	.149	24	47	7	1	4
Kelly, P.	R	NY	.314	10	35	11	0	5	.314	10	35	11	0	5
Kelly, R.	R	NY	.310	11	42	13	2	11	.256	40	133	34	4	15
Kirby	L	Cle	.200	7	10	2	0	1	.200	7	10	2	0	1
Kittle	R	Chi	.250	3	8	2	0	1	.247	68	219	54	7	29
Knoblauch	R	Min	.194	11	36	7	1	4	.194	11	36	7	1	4
Kommink	R	Oak	.000	1	1	0	0	0	.263	7	19	5	2	5
Kreuter	S	Tex	.000	1	1	0	0	0	.071	9	14	1	0	0
Larkin	S	Min	.267	10	15	4	0	3	.252	45	127	32	2	12
Law, V.	R	Oak	.500	7	8	4	0	2	.214	42	103	22	2	12
Lee, M.	S	Tor	.256	11	43	11	0	6	.254	51	142	36	0	11
Leius	R	Min	.231	6	13	3	0	1	.231	6	13	3	0	1
Lewis	R	Cle	.310	11	42	13	0	6	.310	11	42	13	0	6
Leyritz	R	NY	.571	3	7	4	0	1	.455	9	22	10	0	4
Livingstone	L	Det	.267	6	15	4	1	2	.267	6	15	4	1	2
Lopez	R	Cle	.000	3	6	0	0	1	.000	3	6	0	0	1
Lovullo	S	NY	.250	3	8	2	0	0	.308	7	13	4	1	1
Lyons	L	Bos	.276	10	29	8	0	4	.249	60	177	44	0	15
Maas	L	NY	.294	10	34	10	1	2	.365	17	63	23	3	7
Macfarlane	R	KC	.385	7	26	10	1	2	.350	26	80	28	2	13
Mack	R	Min	.333	11	39	13	2	6	.365	16	52	19	2	6
Maldonado	R	Mil-Tor	.313	8	32	10	1	2	.275	20	80	22	2	9
Manto	R	Cle	.000	1	2	0	0	0	.333	3	9	3	0	0
Marshall	R	Bos	.308	4	13	4	0	3	.281	9	32	9	1	5
Martinez, C'rm.	R	KC	.313	6	16	5	1	6	.313	6	16	5	1	6
Martinez, Carl.	R	Cle	.348	6	23	8	0	3	.293	23	82	24	1	9
Martinez, E.	R	Sea	.222	10	36	8	1	2	.271	26	85	23	3	7
Marzano	R	Bos	.231	5	13	3	0	0	.268	13	41	11	0	3
Mattingsly	L	NY	.184	13	49	9	1	4	.290	97	372	108	16	73
Mayne	L	KC	.278	4	18	5	0	4	.278	4	18	5	0	4
McGwire	R	Oak	.263	12	38	10	2	12	.279	63	222	62	21	58
McRae	S	KC	.224	12	58	13	0	3	.224	12	58	13	0	3
Merullo	L	Chi	.167	3	6	1	0	0	.250	8	24	6	0	0
Meulens	R	NY	.200	8	25	5	1	2	.214	16	56	12	2	7
Molitor	R	Mil	.333	13	60	20	1	8	.293	150	625	183	15	74
Moseby	L	Det	.174	6	23	4	0	2	.269	125	449	121	10	55
Mulliniks	L	Tor	.320	11	25	8	0	6	.253	109	288	73	5	33
Munoz	R	Min	.222	5	9	2	0	1	.222	5	9	2	0	1
Myers	L	Tor	.226	10	31	7	0	1	.172	20	58	10	0	4
Newman	S	Min	.200	9	20	4	0	3	.265	46	136	36	0	13
Newson	L	Chi	.308	5	13	4	1	1	.308	5	13	4	1	1
Nokes	L	NY	.235	11	34	8	2	9	.275	58	193	53	12	32
O'Brien	L	Sea	.263	12	38	10	0	4	.217	104	378	82	7	40
Olerud	L	Tor	.293	12	41	12	2	7	.329	24	76	25	5	14
Ortiz	R	Min	.429	6	14	6	0	1	.333	13	33	11	0	2
Orton	R	Cal	.000	1	3	0	0	0	.167	2	6	1	0	1
Pagliarulo	L	Min	.375	10	32	12	0	2	.238	63	210	50	4	29
Palmeiro	L	Tex	.262	12	42	11	1	9	.341	36	132	45	4	24
Palmer	R	Tex	.136	7	22	3	0	1	.136	7	22	3	0	1
Paredes	R	Det	.000	4	2	0	0	0	.000	6	5	0	0	0
Parker	L	Cal	.286	9	35	10	2	4	.270	42	159	43	6	18
Parrish	R	Cal	.179	11	39	7	1	4	.263	135	495	130	27	73
Pasqua	L	Chi	.143	9	28	4	0	1	.244	55	164	40	7	25
Pecota	R	KC	.324	10	34	11	1	6	.234	33	77	18	1	6
Pedre	R	KC	.000	1	2	0	0	0	.000	1	2	0	0	0
Pena	R	Bos	.281	11	32	9	0	5	.259	21	58	15	0	10
Perezchica	R	Cle	.000	3	3	0	0	0	.000	3	3	0	0	0
Petralli	L	Tex	.154	11	26	4	0	0	.215	52	130	28	2	7

OPPOSING BATTERS RECORDS — 1991 AND LIFETIME

PLAYER	B	CLUB	1991 VS. ORIOLES										LIFETIME VS. ORIOLES													
			AVG	G	AB	H	HR	RBI	AVG	G	AB	H	HR	RBI	AVG	G	AB	H	HR	RBI	AVG	G	AB	H	HR	RBI
Pettis	S	Det	.286	11	21	6	0	0	.246	80	232	57	17	17	.246	80	232	57	17	17	.246	80	232	57	17	17
Phillips	S	Det	.417	12	48	20	0	4	.277	83	285	70	17	17	.277	83	285	70	17	17	.277	83	285	70	17	17
Plantier	L	Bos	.217	6	23	5	1	3	.185	9	27	5	1	3	.185	9	27	5	1	3	.185	9	27	5	1	3
Polonia	L	Cal	.302	11	43	13	1	4	.294	44	160	47	17	17	.294	44	160	47	17	17	.294	44	160	47	17	17
Powell	R	Sea	.286	2	7	2	0	0	.286	2	7	2	0	0	.286	2	7	2	0	0	.286	2	7	2	0	0
Puckett	R	Min	.347	12	49	17	1	8	.325	86	357	119	19	19	.325	86	357	119	19	19	.325	86	357	119	19	19
Quintana	R	Bos	.194	12	36	7	0	2	.224	26	78	17	17	17	.224	26	78	17	17	17	.224	26	78	17	17	17
Quirk	L	Oak	.167	8	12	2	0	1	.130	57	115	15	15	15	.130	57	115	15	15	15	.130	57	115	15	15	15
Raines	S	Chi	.226	12	53	12	0	3	.226	12	53	12	0	3	.226	12	53	12	0	3	.226	12	53	12	0	3
Ramos	R	NY	.286	3	7	2	0	2	.286	3	7	2	0	2	.286	3	7	2	0	2	.286	3	7	2	0	2
Randolph	R	Min	.393	9	28	11	0	4	.272	160	566	150	150	150	.272	160	566	150	150	150	.272	160	566	150	150	150
Reed	R	Bos	.265	13	49	13	0	4	.282	47	177	50	15	15	.282	47	177	50	15	15	.282	47	177	50	15	15
Reimer	L	Tex	.286	11	35	10	4	11	.250	15	44	11	11	11	.250	15	44	11	11	11	.250	15	44	11	11	11
Reynolds	S	Sea	.250	11	40	10	1	6	.281	72	253	71	17	17	.281	72	253	71	17	17	.281	72	253	71	17	17
Riles	L	Oak	.188	10	32	6	1	5	.248	41	149	37	17	17	.248	41	149	37	17	17	.248	41	149	37	17	17
Rivera	R	Bos	.200	9	25	5	0	1	.226	29	84	19	19	19	.226	29	84	19	19	19	.226	29	84	19	19	19
Rodriguez, I.	R	Tex	.000	6	15	0	0	0	.000	6	15	0	0	0	.000	6	15	0	0	0	.000	6	15	0	0	0
Romine	R	Bos	.000	3	1	0	0	0	.255	31	55	14	14	14	.255	31	55	14	14	14	.255	31	55	14	14	14
Rose	R	Cal	.333	2	9	3	0	1	.333	2	9	3	0	1	.333	2	9	3	0	1	.333	2	9	3	0	1
Rowland	R	Det	.000	2	1	0	0	1	.000	4	6	0	0	1	.000	4	6	0	0	1	.000	4	6	0	0	1
Russell	R	Tex	.250	2	4	1	0	0	.400	9	10	4	4	4	.400	9	10	4	4	4	.400	9	10	4	4	4
Salas	L	Det	.000	4	6	0	0	1	.237	50	131	31	31	31	.237	50	131	31	31	31	.237	50	131	31	31	31
Sax	R	NY	.339	13	59	20	2	6	.338	38	160	54	54	54	.338	38	160	54	54	54	.338	38	160	54	54	54
Schaefer	R	Sea	.273	6	11	3	0	2	.250	12	24	8	8	8	.250	12	24	8	8	8	.250	12	24	8	8	8
Schofield	R	Cal	.303	11	33	10	0	2	.263	83	259	68	68	68	.263	83	259	68	68	68	.263	83	259	68	68	68
Scruggs	R	Tex	.000	3	5	0	0	0	.000	3	5	0	0	0	.000	3	5	0	0	0	.000	3	5	0	0	0
Seitzer	R	KC	.310	8	29	9	0	3	.284	53	218	62	62	62	.284	53	218	62	62	62	.284	53	218	62	62	62
Sheffield	R	Min	.391	6	23	9	1	6	.270	19	74	20	20	20	.270	19	74	20	20	20	.270	19	74	20	20	20
Shelby	S	Det	.000	4	14	0	0	0	.115	8	26	3	3	3	.115	8	26	3	3	3	.115	8	26	3	3	3
Sheridan	L	NY	.222	6	9	2	1	2	.282	61	156	44	44	44	.282	61	156	44	44	44	.282	61	156	44	44	44
Shumpert	R	KC	.156	12	32	5	1	4	.156	12	32	5	1	4	.156	12	32	5	1	4	.156	12	32	5	1	4
Sierra	S	Tex	.269	12	52	14	1	3	.229	66	249	57	57	57	.229	66	249	57	57	57	.229	66	249	57	57	57
Skinner	R	Cle	.324	11	37	12	0	1	.269	50	145	39	39	39	.269	50	145	39	39	39	.269	50	145	39	39	39
Snyder	R	Chi-Tor	.313	6	16	5	0	4	.332	55	205	68	68	68	.332	55	205	68	68	68	.332	55	205	68	68	68
Sojo	R	Cal	.370	9	27	10	0	0	.275	17	40	11	11	11	.275	17	40	11	11	11	.275	17	40	11	11	11
Sorrento	L	Min	1.000	1	1	1	1	2	.222	8	27	6	6	6	.222	8	27	6	6	6	.222	8	27	6	6	6
Sosa, S.	R	Chi	.308	5	13	4	2	6	.200	23	80	16	16	16	.200	23	80	16	16	16	.200	23	80	16	16	16
Spehr	R	KC	.000	2	2	0	0	1	.000	2	2	0	0	1	.000	2	2	0	0	1	.000	2	2	0	0	1
Spier	L	Min	.295	12	44	13	0	7	.313	33	115	36	36	36	.313	33	115	36	36	36	.313	33	115	36	36	36
Sprague	R	Tor	.294	5	17	5	0	1	.294	5	17	5	0	1	.294	5	17	5	0	1	.294	5	17	5	0	1
Stanley	R	Tex	.286	7	7	2	0	0	.298	26	57	17	17	17	.298	26	57	17	17	17	.298	26	57	17	17	17
Steinbach	R	Oak	.256	10	39	10	0	7	.297	38	128	38	38	38	.297	38	128	38	38	38	.297	38	128	38	38	38
Stillwell	S	KC	.276	10	29	8	0	3	.299	38	137	41	41	41	.299	38	137	41	41	41	.299	38	137	41	41	41
Stubbs	L	Min	.132	11	38	5	1	5	.132	11	38	5	1	5	.132	11	38	5	1	5	.132	11	38	5	1	5
Surhoff	L	Min	.373	13	51	19	1	6	.307	53	199	61	61	61	.307	53	199	61	61	61	.307	53	199	61	61	61
Sveum	S	Min	.333	3	6	2	0	2	.268	36	123	33	33	33	.268	36	123	33	33	33	.268	36	123	33	33	33
Tabler	R	Tor	.167	8	12	2	0	1	.323	94	316	102	102	102	.323	94	316	102	102	102	.323	94	316	102	102	102
Tartabull	R	KC	.523	11	44	23	5	14	.330	59	221	73	73	73	.330	59	221	73	73	73	.330	59	221	73	73	73
Taubensee	L	Cle	.000	1	1	0	0	0	.000	1	1	0	0	0	.000	1	1	0	0	0	.000	1	1	0	0	0
Tettleton	S	Det	.298	13	47	14	4	11	.264	31	91	24	24	24	.264	31	91	24	24	24	.264	31	91	24	24	24
Thomas, F.	R	Chi	.444	12	45	20	5	14	.444	12	45	20	5	14	.444	12	45	20	5	14	.444	12	45	20	5	14
Thome	L	Cle	.227	6	22	5	0	4	.227	6	22	5	0	4	.227	6	22	5	0	4	.227	6	22	5	0	4
Thurman	R	KC	.600	5	5	3	0	0	.333	14	21	7	7	7	.333	14	21	7	7	7	.333	14	21	7	7	7
Tingley	R	Cal	.125	2	8	1	0	1	.273	3	11	3	3	3	.273	3	11	3	3	3	.273	3	11	3	3	3
Trammell	R	Det	.294	5	17	5	0	4	.288	159	598	172	172	172	.288	159	598	172	172	172	.288	159	598	172	172	172
Valle	R	Sea	.353	10	17	6	2	3	.330	36	106	35	35	35	.330	36	106	35	35	35	.330	36	106	35	35	35
Vaughn, M.	L	Bos	.375	8	24	9	1	4	.375	8	24	9	1	4	.375	8	24	9	1	4	.375	8	24	9	1	4
Vaughn, G.	R	Min	.182	11	33	6	2	2	.200	25	80	16	16	16	.200	25	80	16	16	16	.200	25	80	16	16	16
Velarde	R	NY	.077	5	13	1	0	0	.187	23	75	14	14	14	.187	23	75	14	14	14	.187	23	75	14	14	14
Venable	L	Cal	.000	4	5	0	0	0	.267	17	45	12	12	12	.267	17	45	12	12	12	.267	17	45	12	12	12
Ventura	L	Chi	.295	12	44	13	1	7	.237	25	93	22	22	22	.237	25	93	22	22	22	.237	25	93	22	22	22
Vizquel	S	Sea	.237	11	38	9	0	3	.234	28	94	22	22	22	.234	28	94	22	22	22	.234	28	94	22	22	22
Walling	L	Tex	.000	1	4	0	0	0	.000	1	4	0	0	0	.000	1	4	0	0	0</						

PITCHER	T	CLUB(S)	'91 VS ORIOLES		'91 CAREER	'91 AMER LG		CAREER	
			'91 W-L-S	W-L-S		W-L-S	W-L-S	W-L-S	W-L-S
Honeycutt	L	Oak	1-0	1-5-1		2-4	66	86	28
Hough	R	Chi	1-1	7-12		9-10	148	133	135
Howe	L	NY	0-0			3-1-3	8	7	4
Hunter	R	Mil	0-1	0-1		0-5	0	5	
Irvine	R	Bos	0-0	0-0		0-0	1	1	
Jackson, M.	R	Sea	1-0-1	3-3-2		7-7-14	22	25	28
Jeffcoat	L	Tex	0-0	1-0		5-3-1	25	23	25
Johnson, J.	L	NY	1-0	1-0		6-11	6	11	
Johnson, R.	L	Sea	0-1	1-2		13-10	34	30	
Johnston, J.	L	KC	1-0	1-0		1-0	1	0	
Jones, C.	R	Sea	—	—		2-2-2	2	2	
Jones, D.	R	Cle	0-1	4-1-8		4-8-7	26	32	128
Kaiser, J.	L	Det	0-0	0-0		0-1-2	0	2	
Key	L	Tor	2-0	8-7		16-12	103	68	
Kiecker	R	Bos	0-0	0-1		2-3	10	12	
King	R	Cle	0-0	7-1-2		6-11	48	39	15
Klink	R	Oak	2-0	2-0		10-3	10	4	
Knudson	R	Mil	0-0	3-0		1-3	23	22	
Krueger, B.	L	Sea	2-1	5-5		11-8	47	49	4
Lamp	R	Bos	0-0	0-4-4		6-3	67	54	
Langston	L	Cal	2-0	11-6		19-8	103	92	
Leach	R	Min	0-0	0-2-1		1-2	8	13	
Leary	R	NY	0-1	1-4		4-10	26	45	
Leiter, A.	L	Tor	—	1-0		0-0	7	8	
Leiter, M.	R	Det	1-1	1-1		9-7-1	10	8	
Lewis	R	Cal	0-2	0-2		3-5	3	5	
McCaskill	R	Cal	1-2	6-6		10-19	78	74	
McClure	L	Cal	0-0	2-2-4		1-1*	55	44	
McDowell, J.	R	Chi	2-1	3-3		17-10	39	29	
Mills	R	NY	—	0-2		1-1	2	6	
Monteleone	R	NY	1-0	2-0		3-1	5	4	
Montgomery	R	KC	0-1-3	2-3-5		4-4-33	24	14	76
More	R	Oak	1-0	12-10		17-8	115	130	
Morris	R	Min	3-0	15-13		18-12	216	162	
Morton	L	Bos	1-0	1-0		6-5	6	5	
Murphy	L	Sea	0-0	1-0-2		0-1-4	5	14	20
Natis	L	Cle	0-1	0-1		0-3	0	3	
Nay	R	Cle	1-1	1-2		10-15	12	19	
Navarro	R	Mil	3-0	6-0		15-12	30	27	1
Nichols, R.	R	Oak	0-0	6-9		1-5	50	28	23
Niez, E.	R	Cle	0-0	0-1		2-11-1	7	27	1
	R	Mil	1-0-4	3-2-6		2-1-8	23	27	507
Osasco	R	Cle	0-0-2	1-0-2		3-6-17	8	14	19
	L	Cle	0-0	0-1		2-0	10	8	5
	L	Cle	0-1	0-1		2-8	2	8	60
Peterson, K.	R	Chi	0-1	0-1		7-2	14	14	8
Pez, M.	R	Chi	0-0	0-0		3-0-1	11	4	4
Pez, P.	R	NY	0-0	4-1		8-7-1	45	46	1
Piac	R	Bos	0-0	0-0		2-4	3	6	
Pick	L	Mil	0-0-0	13-9		2-3-1*	125	104	1
	R	NY	2-1	3-3-3		2-7-8	24	33	132
Pinsky	L	Chi	0-0	1-0		2-5	31	29	8
Pon	R	Bos	0-0-1	2-1-9		1-4-40	21	23	165
Ponson, R.	R	Det	0-0	0-2		0-3	4	13	
Potts, K.	R	Mil							

PITCHER	T	'91 CLUB(S)	VS ORIOLES			CAREER			MAJORS		
			'91 W-L-S	CAREER W-L-S	AMER LG W-L-S	AMER LGE W	L	S	W	L	S
Ward, D.	R	Tor	0-1-1	0-1-4	7-6-23	23	28	64	23	29	64
Wayne	L	Min	0-0-0	0-0-0	1-0-1	5	5	3			
Wegman	R	Mil	2-0-0	7-1-1	15-7	51	51				
Weich	R	Oak	1-0-0	7-2-2	12-13	73	36		188	122	8
Wells, D.	L	Tor	0-0-1	1-2-1	15-10-1	40	28	11			
West	R	Min	0-0-0	1-0-0	4-4	14	15		14	15	
Willie	R	Min	1-1-1	3-2-1	8-3-2	8	5	2	10	9	4
Wills, F.	R	Tor	—	2-1-0	0-1	22	26	6			
Witt, B.	R	Tex	0-1-0	4-6-6	3-7	59	59				
Witt, M.	R	NY	—	8-14	0-1	114	114	6			
Young, Cl.	L	Cal	—	0-0-0	1-0	2	1				
Young, Cu.	L	Oak	1-1-0	7-4-4	4-2	64	50				
Young, M.	L	Bos	0-1-0	4-5-2	3-7	49	77	14	54	85	25

The following pitchers not listed above have no career wins, losses or saves vs. the majors:
 Abbott, P. (R, Min, 3-1); Allison (L, Oak, 1-1); Barfield (L, Tex, 4-4-1); Bohanan (L, Tex, 4-3); Briscoe (R, Oak, 0-0-0); Burba (R, Sea, 2-2-1); Campbell (R, Oak, 1-0-1); Chitren (R, Oak, 1-4-4); Dressendorfer (R, Oak, 3-3-3); Fajardo (R, Tex, 0-2-2); Fleming (L, Sea, 1-0-0); Fossas (L, Bos, 3-3-2); Harris, Ge. (R, Sea, 0-0-1); Hentgen (R, Tor, 0-0-0); Lee, M. (L, Mil, 2-5-1); MacDonald (L, Tor, 3-3); Machado (R, Mil, 3-3-3); Magnante (L, KC, 0-1); Manuel (R, Tex, 1-0); Mathews (R, Tex, 4-0-1); Plympton (R, Bos, 0-0-0); Robinson, J. (R, Cal, 0-3); Seanez (R, Cle, 0-0-0); Walton (R, Oak, 1-0); Weathers (R, Tor, 1-0-0);

* includes '91 record in N.L.; Boyd (6-8 w/Mt); Darling (0-2 w/Mt, 5-6 with NYM); Fraser (3-3 w/SL; McCleure (1-1 w/SL); Petry (0-0 w/Atl);

	ERA	W-L	CG	SHO	SV	IP	H	R	ER	HR	BB	SO
Bos	4.35	5-8	1	0	2	113.2	116	63	55	17	42	84
Cal	3.69	6-6	2	0	4	105.0	99	45	43	14	36	69
Chi	3.21	8-4	3	3	4	109.1	83	39	39	9	44	84
Cle	3.42	6-7	1	0	4	118.1	118	48	45	14	29	73
Det	4.24	8-5	2	0	2	121.0	121	63	57	14	44	78
KC	3.86	8-4	0	1	4	119.0	125	56	51	11	42	79
LA	4.23	10-3	1	0	6	117.0	128	60	55	15	34	68
Mil	3.86	8-4	1	0	5	107.1	104	50	46	9	41	59
Min	3.74	8-5	0	0	5	118.0	125	55	49	15	32	73
NY	3.63	9-3	1	0	3	109.0	95	44	44	14	53	64
Oak	3.00	8-4	0	0	3	108.0	96	41	36	12	45	75
Sea	5.09	3-9	0	1	2	106.0	107	66	60	13	42	92
Tex	3.97	8-5	1	1	4	118.0	104	56	52	13	44	76
Tor	3.87	95-67	13	6	48	1469.2	1421	686	632	170	528	974

	W-L	AVG.	AB	R	H	HR	R/GM
Boston	5-8	.261	421	51	110	9	3.9
California	6-6	.263	399	41	105	9	3.4
Chicago	8-4	.268	411	58	110	12	4.8
Cleveland	6-7	.276	453	53	125	5	4.1
Detroit	8-5	.271	468	76	127	13	5.8
Kansas City	8-4	.284	464	71	132	11	5.9
Milwaukee	10-3	.287	450	65	129	8	5.0
Minnesota	8-4	.305	426	69	130	13	5.8
New York	8-5	.260	442	59	115	13	4.5
Oakland	9-3	.286	427	77	122	13	6.4
Seattle	8-4	.268	407	63	109	14	5.3
Texas	3-9	.238	404	47	96	12	3.9
Toronto	8-5	.273	454	66	124	15	5.1
Totals	95-67	.273	5626	796	1534	147	4.9

THE BABE RUTH MUSEUM

Located at 216 Emory Street, the Babe Ruth Birthplace and Baseball Center is just 6 blocks west of Baltimore's Inner Harbor and only 2 blocks from Oriole Park at Camden Yards.

The Birthplace was officially established in 1971 as an historic landmark and shrine to commemorate the birthplace of the most famous and popular American athlete of all time. It was expanded in 1983 to become the official museum of the Baltimore Orioles.

The Babe Ruth Birthplace is open daily: 10 to 5 (April through October) and 10 to 4 (November through March). On Orioles home game dates, the museum will remain open until 7 pm. The Birthplace is the second largest baseball museum in America, sporting over 26 exhibits on the Orioles, Babe Ruth and Maryland baseball history.

And there's more to come, too. Just in time for the 1993 All-Star Game scheduled at Oriole Park at Camden Yards, a second museum building will open at Emory and Portland Streets, cater-corner to the Birthplace. The new 25,000 sq. ft. facility will feature an expanded Orioles Museum, exhibits on Maryland's Negro Leagues and amateur baseball, plus a large replica of Memorial Stadium in the grand reception area.

To inquire about renting the Museum for receptions, pre-game or birthday parties and meetings, or about memberships or group tours, please call (410) 727-1539.

ORIOLES 1991 CLUB BATTING

Season	W-L	AVG.	AB	R	H	HR
Baltimore	67-95	.254	5604	686	1421	171
Road	39-48	.244	2701	329	659	86
vs.	34-47	.262	2903	357	762	85
vs. Boston	8-5	.258	449	63	116	17
California	6-6	.248	400	45	99	14
Chicago	4-8	.210	395	39	83	9
Cleveland	7-6	.262	451	48	118	14
Detroit	5-8	.261	464	63	121	14
Kansas City	4-8	.268	466	56	125	14
Milwaukee	3-10	.278	460	60	128	11
Minnesota	4-8	.256	407	50	104	15
New York	5-8	.271	462	55	125	15
Oakland	3-9	.235	405	44	95	14
Seattle	4-8	.241	399	41	96	12
Texas	9-3	.263	407	66	107	13
Toronto	5-8	.237	439	56	104	13
1st Half	33-47	.256	2753	341	706	84
2nd Half	34-48	.251	2851	345	715	86
vs. East	33-45	.261	2725	345	712	88
West	34-50	.246	2879	341	709	82
vs. Right	-	.253	4117	525	1040	123
Left	-	.256	1487	161	381	47

ORIOLES PINCH-HITTING STATISTICS

	1991					LIFETIME				
	AVG.	AB	H	HR	RBI	AVG.	AB	H	HR	
Anderson	.286	14	4	0	1	.234	47	11	0	
Bell	.000	5	0	0	0	.000	5	0	0	
Davis	.333	3	1	1	2	.238	21	5	1	
Devereaux	.250	8	2	0	0	.150	40	6	0	
Evans	.400	25	10	1	6	.250	80	20	1	
Gomez	.000	5	0	0	0	.000	5	0	0	
Holles	.167	6	1	0	1	.091	11	1	0	
Horn	.292	24	7	3	7	.267	60	16	5	
Hulett	.200	10	2	0	2	.179	28	5	2	
Martinez	.125	8	1	1	1	.125	8	1	1	
Mercedes	.500	2	1	0	0	.500	2	1	0	
Milligan	.167	6	1	0	1	.194	31	6	1	
Orsulak	.214	14	3	1	5	.253	99	25	2	
B. Ripken	-	-	-	-	-	1.000	1	1	0	
C. Ripken	-	-	-	-	-	.000	4	0	0	
Segui	.250	24	6	0	3	.250	24	6	0	
TEAM	.254	181	46	7	30	-	-	-	-	

ORIOLES DESIGNATED HITTING STATISTICS

1991 LIFETIME											
	AVG.	G	AB	H	HR	RBI	AVG.	G	AB	H	HR
Anderson	.000	3	1	0	0	0	.273	22	22	6	0
Bell	.000	4	0	0	0	0	.000	9	0	0	0
Davis	.135	12	37	5	3	6	.135	12	37	5	3
Devereaux	.000	0	0	0	0	0	.400	8	10	4	0
Evans	.282	21	39	11	1	6	.262	279	980	257	31
Gomez	.208	10	24	5	0	0	.208	10	24	5	0
Holles	.250	13	36	9	2	6	.206	23	63	13	3
Horn	.232	102	302	70	21	58	.240	235	753	181	49
Hulett	.189	15	37	7	0	4	.176	23	51	9	2
Martinez	.467	4	15	7	4	9	.467	4	15	7	4
Mercedes	.000	1	1	0	0	0	.000	1	1	0	0
Milligan	.289	25	83	24	3	11	.272	35	114	31	3
Orsulak	.000	2	2	0	0	0	.233	12	30	7	0
B. Ripken	-	-	-	-	-	-	.000	1	0	0	0
Segui	.400	4	5	2	0	2	.158	8	19	3	0
Team	.240	162	601	144	34	105	-	-	-	-	-

CURRENT ORIOLES HOME RUNS, EACH AL PARK

	Bal*	Bos	Cal	Chi	Cle	Det	KC	Mil	Min	NY	Oak	Sea	Tex	Tor
Anderson	5	1	0	1	0	1	2	0	0	0	0	0	0	0
Bell	0	0	0	0	0	0	0	0	0	0	0	1	0	0
Davis	3	1	0	2	0	1	0	1	0	0	0	0	0	0
Devereaux	20	2	3	1	1	3	0	2	1	1	1	1	1	1
Evans	18	199	12	9	20	19	11	10	15	13	14	15	14	16
Gomez	7	2	1	0	0	0	0	1	1	1	0	0	1	2
Holles	6	1	0	0	1	0	1	0	1	0	0	0	1	3
Horn	22	10	1	0	1	2	4	3	0	1	1	0	1	3
Hulett	7	0	4	12	2	4	3	0	4	0	0	0	1	2
Martinez	8	0	1	0	0	1	0	1	3	1	0	0	2	1
Mercedes	0	0	0	0	0	0	1	1	0	1	0	0	0	0
Milligan	25	4	1	2	3	1	2	0	5	2	0	0	0	0
Orsulak	15	1	2	2	0	1	1	2	0	0	0	0	1	2
B. Ripken	2	0	1	1	0	1	1	2	0	2	0	2	2	1
C. Ripken	129	6	8	11	12	15	9	12	12	7	12	11	6	9
Segui	2	0	0	0	0	0	0	1	0	0	0	0	0	1
Tackett	0	0	0	0	0	0	0	0	0	0	0	0	0	0

*All at Memorial Stadium
Home Runs at Toronto's Exhibition Stadium: Evans, 14; C. Ripken, 5; Horn, 1; Hulett, 1
Home Runs at Chicago's "Old" Comiskey Park: Hulett, 11; C. Ripken 10; Evans, 9; Milligan, 2;
Anderson, 1; Devereaux, 1; Orsulak, 1; B. Ripken, 1
Home Runs at Minnesota's Metropolitan Stadium: Evans, 5

ORIOLES INDIVIDUAL BATTING, 1991 AND LIFETIME

1991						BRADY ANDERSON					LIFETIME				
AVG.	AB	H	HR	RBI	Total	AVG.	AB	H	HR	RBI					
.230	256	59	2	27	15	.219	1081	237	10	88					
.225	111	25	1	15	9	.195	467	91	5	39					
.234	145	34	1	12	12	.238	614	146	5	49					
.231	13	3	0	2	2	.274	73	20	1	8					
.125	16	2	0	1	1	.258	93	24	0	4					
.000	7	0	0	1	1	.196	56	11	2	8					
.250	24	6	0	1	1	.179	78	14	0	5					
.333	33	11	0	7	7	.273	110	30	1	12					
.290	31	9	1	2	2	.247	134	33	2	10					
.107	28	3	1	1	1	.176	85	15	2	7					
.286	14	4	0	0	0	.243	70	17	0	3					
.238	21	5	0	2	2	.200	70	14	1	6					
.056	18	1	0	2	2	.156	96	15	0	8					
.267	15	4	0	4	4	.188	85	16	1	8					
.316	19	6	0	2	2	.224	58	13	0	4					
.294	17	5	0	2	2	.205	73	15	0	5					
.243	136	33	1	15	15	.221	489	108	5	44					
.217	120	26	1	12	12	.218	592	129	5	44					
.197	142	28	1	15	15	.218	569	124	5	48					
.272	114	31	1	12	12	.221	512	113	5	40					
.139	36	5	0	5	5	.160	237	38	1	13					
.245	220	54	2	22	22	.236	844	199	9	75					
.286	14	4	0	1	1	.244	45	11	0	5					
.000	1	0	0	0	0	.273	22	6	0	2					

JUAN BELL

LIFETIME					1991/LIFETIME					
AVG.	AB	H	HR	RBI	Total #	AVG.	AB	H	HR	RBI
.167	215	36	1	15		.260	3208	835	176	546
.155	110	17	0	9	Bal	.247	73	18	3	7
.181	105	19	1	6	Away	.214	103	22	7	21
.077	13	1	0	0	Bos	.333	12	4	1	3
.211	19	4	0	0	Cal	—	—	—	—	—
.167	30	5	0	3	Chi	.200	15	3	2	4
.000	11	0	0	0	Cle	.231	13	3	0	1
.300	20	6	0	1	Det	.231	26	6	2	3
.222	18	4	0	3	KC	.250	12	3	1	2
.333	21	7	0	3	Mil	.300	10	3	1	1
.000	14	0	0	0	Min	.136	22	3	0	3
.000	6	0	0	0	NY	.235	17	4	0	1
.071	14	1	0	0	Oak	—	—	—	—	—
.217	23	5	1	2	Sea	.269	26	7	2	8
.143	21	3	0	3	Tex	.174	23	4	1	2
.000	5	0	0	0	Tor	.238	101	24	5	11
.184	76	14	0	4	vs. East	.213	75	16	5	17
.158	139	22	1	11	West	.255	1692	432	98	289
.131	61	8	0	4	Before ASG #	.263	1557	409	82	265
.182	154	28	1	11	After ASG #	.264	1064	281	71	193
.102	49	5	0	0	vs. Left #	.258	2144	554	105	353
.187	166	31	1	15	Right #	.238	21	5	1	5
.000	5	0	0	0	Pinch-Hitter #	.135	37	5	3	6
.000	0	0	0	0	Des. Hitter #					
# Major League Total										

* American League only, except as indicated

MIKE DEVEREAUX

1991						MIKE DEVEREAUX					LIFETIME				
AVG.	AB	H	HR	RBI	Total#	AVG.	AB	H	HR	RBI					
.260	608	158	19	59		.251	1463	367	39	160					
.252	305	77	10	35	Bal	.246	646	159	20	75					
.267	303	81	9	24	Away	.265	720	191	19	79					
.231	52	12	2	10	Bos	.228	114	26	2	17					
.405	42	17	3	5	Cal	.294	102	30	5	13					
.140	43	6	0	1	Chi	.218	101	22	1	10					
.259	54	14	1	4	Cle	.285	137	39	4	13					
.297	37	11	0	2	Det	.226	93	21	3	12					
.208	53	11	1	3	KC	.257	105	27	1	11					
.234	47	11	3	7	Mil	.327	98	32	6	14					
.319	47	15	2	3	Min	.321	106	34	4	14					
.289	45	13	2	5	NY	.269	93	25	3	7					
.292	48	14	2	7	Oak	.231	91	21	2	9					
.239	46	11	1	2	Sea	.191	89	17	1	9					
.302	43	13	0	2	Tex	.307	101	31	3	11					
.196	51	10	2	8	Tor	.184	136	25	4	14					
.248	286	71	10	36	vs. East	.250	671	168	22	77					
.270	322	87	9	23	West	.262	695	182	17	77					
.264	292	77	10	26	Before ASG#	.249	623	155	16	61					
.256	316	81	9	33	After ASG#	.252	840	212	23	99					
.293	167	49	6	16	vs. Left#	.259	579	150	16	59					
.247	441	109	13	43	Right#	.245	884	217	23	101					
.250	8	2	0	0	Pinch-Hitter#	.150	40	6	0	5					
.000	0	0	0	0	Des. Hitter	.400	10	4	0	5					

ORIOLES INDIVIDUAL BATTING, 1991 AND LIFETIME, CONT.

1991						LIFETIME					
AVG.	AB	H	HR	RBI	Total	AVG.	AB	H	HR	RBI	Total
.270	270	73	6	38	20	.272	8996	2446	365	152	100
.259	135	35	4	20	18	.256	570	146	19	11	3
.281	135	38	2	18	18	.273	8426	2300	367	152	100
.276	29	8	0	2	2	.284	764	217	31	7	4
.280	25	7	0	4	4	.276	29	8	0	0	0
.207	29	6	0	1	1	.249	679	169	28	9	5
.143	28	4	0	0	0	.273	689	188	19	3	1
.200	15	3	0	0	0	.274	778	213	37	10	6
.333	9	3	1	2	2	.272	768	209	38	10	6
.333	27	9	0	6	6	.283	598	169	29	10	6
.300	10	3	1	3	3	.285	778	222	28	10	6
.636	11	7	0	2	2	.270	685	185	27	10	6
.095	21	2	1	5	5	.251	752	189	32	10	6
.300	30	9	2	3	3	.264	731	193	39	10	6
.214	14	3	0	1	1	.289	610	176	28	10	6
.409	22	9	1	6	6	.279	614	171	24	10	6
.303	132	40	1	19	19	.263	521	137	28	10	6
.239	138	33	5	19	19	.272	4390	1195	194	10	6
.273	139	38	3	23	23	.272	4606	1251	191	10	6
.267	131	35	3	15	15	.269	4959	1334	195	10	6
.308	107	33	1	10	10	.275	4037	1112	190	10	6
.245	163	40	5	28	28	.299	2637	788	111	10	6
.400	25	10	1	6	6	.261	6359	1658	274	10	6
.282	39	11	1	6	6	.250	80	20	1	10	6
						.262	980	257	31	10	6

1991						LIFETIME					
AVG.	AB	H	HR	RBI	Total	AVG.	AB	H	HR	RBI	Total
.233	391	91	16	45	23	.233	430	100	16	16	24
.232	203	47	7	23	23	.233	223	52	7	13	13
.234	188	44	9	22	22	.232	207	48	9	13	13
.231	26	6	2	3	3	.222	36	8	2	6	6
.182	22	4	2	4	4	.182	22	4	2	4	4
.192	26	5	1	1	1	.192	26	5	1	1	1
.200	25	5	0	2	2	.235	34	8	0	1	1
.167	30	5	1	4	4	.167	30	5	1	4	4
.250	36	9	0	0	0	.250	36	9	0	0	0
.237	38	9	1	3	3	.250	48	12	1	1	1
.231	26	6	2	7	7	.231	26	6	2	7	7
.344	32	11	1	3	3	.286	42	12	1	1	1
.200	25	5	0	2	2	.200	25	5	0	2	2
.143	28	4	0	1	1	.143	28	4	0	1	1
.241	29	7	3	5	5	.241	29	7	3	5	5
.313	48	15	3	10	10	.313	48	15	3	10	10
.256	199	51	8	25	25	.252	238	60	8	24	24
.208	192	40	8	20	20	.208	192	40	8	20	20
.248	141	35	4	16	16	.248	141	35	4	16	16
.224	250	56	12	29	29	.225	289	65	12	29	29
.219	114	25	6	16	16	.227	132	30	6	16	16
.238	277	66	10	29	29	.235	298	70	10	29	29
.000	5	0	0	0	0	.000	5	0	0	0	0
.208	24	5	0	0	0	.208	24	5	0	0	0

1991						LIFETIME					
AVG.	AB	H	HR	RBI	Total	AVG.	AB	H	HR	RBI	Total
.243	341	83	11	31	19	.232	413	96	12	12	19
.229	153	35	5	12	12	.233	189	44	6	12	12
.255	188	48	6	19	19	.232	224	52	6	20	20
.321	28	9	1	4	4	.260	50	13	1	4	4
.304	23	7	2	3	3	.292	24	7	2	3	3
.158	19	3	1	1	1	.158	19	3	1	1	1
.304	23	7	2	3	3	.257	35	9	3	3	3
.156	32	5	0	0	0	.156	32	5	0	0	0
.421	19	8	1	5	5	.400	20	8	1	5	5
.273	33	9	0	3	3	.289	45	13	0	3	3
.296	27	8	0	0	0	.296	27	8	0	0	0
.194	31	6	1	3	3	.182	33	6	1	3	3
.259	27	7	2	4	4	.276	29	8	2	4	4
.345	29	10	0	3	3	.262	42	11	0	4	4
.103	29	3	1	2	2	.094	32	3	1	2	2
.048	21	1	0	0	0	.080	25	2	0	1	1
.220	168	37	4	13	13	.218	220	48	5	19	19
.266	173	46	7	18	18	.249	193	48	7	19	19
.229	153	35	4	11	11	.211	185	39	5	19	19
.255	188	48	7	20	20	.250	228	57	7	22	22
.257	113	29	6	8	8	.219	151	33	6	8	8
.237	228	54	5	23	23	.240	262	63	6	30	30
.167	6	1	0	1	1	.091	11	1	0	1	1
.250	36	9	2	6	6	.206	63	13	3	11	11

1991						LIFETIME					
AVG.	AB	H	HR	RBI	Total	AVG.	AB	H	HR	RBI	Total
.233	317	74	23	28	61	.234	836	196	53	152	100
.248	149	37	12	28	33	.253	277	70	22	52	100
.220	168	37	11	33	33	.225	559	126	31	100	100
.200	30	6	2	5	5	.333	9	3	2	3	3
.125	16	2	1	1	1	.204	49	10	3	11	11
.138	29	4	0	2	2	.229	48	11	2	7	7
.269	26	7	2	6	6	.191	68	13	3	5	5
.296	27	8	3	5	5	.160	50	8	2	9	9
.225	40	9	3	7	7	.229	83	19	3	9	9
.194	31	6	2	8	8	.264	91	24	8	21	21
.083	12	1	0	1	1	.192	73	14	4	16	16
.429	28	12	5	13	13	.205	39	8	2	7	7
.231	26	6	0	2	2	.311	61	19	6	16	16
.313	16	5	2	3	3	.237	76	18	1	6	6
.125	16	2	1	3	3	.235	68	16	7	16	16
.300	20	6	2	3	3	.250	56	14	4	12	12
.278	162	45	16	40	40	.292	65	19	6	16	16
.187	155	29	7	21	21	.236	390	92	26	80	80
.251	179	45	14	36	36	.233	446	104	27	72	72
.210	138	29	9	25	25	.224	366	82	20	62	62
.111	18	2	1	1	1	.243	470	114	33	90	90
.241	299	72	22	60	60	.164	73	12	4	10	10
.292	24	7	3	7	7	.241	763	184	49	142	142
.232	302	70	21	58	58	.267	60	16	5	18	18
						.240	753	181	49	134	134

1991						LIFETIME					
AVG.	AB	H	HR	RBI	Total	AVG.	AB	H	HR	RBI	Total
.204	206	42	7	18	18	.238	1623	387	42	261	261
.154	78	12	1	3	3	.267	225	60	7	24	24
.234	128	30	6	15	15	.234	1398	327	35	137	137
.240	25	6	0	0	0	.298	94	28	5	13	13
.143	14	2	1	1	1	.254	118	30	1	6	6
.300	10	3	1	2	2	.200	100	20	5	12	12
.200	25	5	1	2	2	.267	30	8	1	6	6
.176	17	3	1	2	2	.308	156	48	7	25	25
.211	19	4	1	2	2	.214	117	25	6	13	13
.167	6	1	0	0	0	.290	145	42	4	16	16
.133	15	2	0	0	0	.237	118	28	4	12	12
.273	22	6	1	4	4	.204	113	23	1	8	8
.333	9	3	1	2	2	.204	137	28	4	17	17
.200	15	3	0	2	2	.203	123	25	1	4	4
.200	5	1	0	0	0	.231	121	28	0	9	9
.125	24	3	0	1	1	.218	119	26	2	11	11
.202	119	24	3	9	9	.212	132	28	1	9	9
.207	87	18	4	13	13	.247	872	215	28	95	95
.203	148	30	6	13	13	.229	751	172	14	66	66
.207	58	12	1	5	5	.248	879	218	23	93	93
.139	72	10	2	8	8	.227	744	169	19	68	68
.239	134	32	5	10	10	.244	606	148	21	68	68
.200	10	2	0	2	2	.235	1017	239	21	93	93
.189	37	7	0	4	4	.179	28	5	2	7	7
						.176	51	9	2	7	7

CHITO MARTINEZ					LUIS MERCEDES					
1991/LIFETIME					1991/LIFETIME					
AVG.	AB	H	HR	RBI		AVG.	AB	H	HR	RBI
.269	216	58	13	33	Total	.204	54	11	0	2
.276	105	29	8	19	Bal	.172	29	5	0	2
.261	111	29	5	14	Away	.240	25	6	0	0
.000	12	0	0	1	Bos	.182	11	2	0	0
.353	17	6	2	3	Cal	—	-	-	-	-
.267	15	4	0	2	Chi	—	-	-	-	-
.182	11	2	0	0	Cle	.071	14	1	0	0
.333	12	4	2	4	Det	.286	7	2	0	0
.167	12	2	0	0	KC	.500	4	2	0	0
.238	21	5	2	4	Mil	—	-	-	-	-
.200	20	4	1	4	Min	—	-	-	-	-
.360	25	9	1	3	NY	.222	18	4	0	2
.278	18	5	1	1	Oak	—	-	-	-	-
.188	16	3	1	1	Sea	—	-	-	-	-
.522	23	12	3	7	Tex	—	-	-	-	-
.143	14	2	0	1	Tor	—	-	-	-	-
.232	95	22	5	13	vs. East	.180	50	9	0	2
.298	121	36	8	20	West	.500	4	2	0	0
.385	13	5	0	1	Before ASG	—	-	-	-	-
.261	203	53	13	32	After ASG	.204	54	11	0	2
.207	29	6	1	1	1 vs. Left	.212	33	7	0	0
.278	187	52	12	32	Right	.190	21	4	0	2
.125	8	1	1	1	Pinch-Hitter	.500	2	1	0	0
.467	15	7	4	9	Des. Hitter	.000	1	0	0	0

ORIOLES INDIVIDUAL BATTING, 1991 AND LIFETIME, CONT.

1991					RANDY MILLIGAN					LIFETIME				
AVG.	AB	H	HR	RBI	Total#	AVG.	AB	H	HR	AVG.	AB	H	HR	RBI
.263	483	127	16	70	Total#	.262	1293	339	51					
.249	237	59	8	33	Bal	.265	581	154	25					
.276	246	68	8	37	Away	.266	629	167	20					
.356	45	16	5	9	Bos	.323	96	31	6					
.182	44	8	1	9	Cal	.188	85	16	3					
.282	39	11	1	3	Chi	.248	117	29	5					
.348	46	16	3	11	Cle	.324	105	34	6					
.333	27	9	0	2	Det	.247	77	19	2					
.289	38	11	1	9	KC	.248	101	25	3					
.300	40	12	0	4	Min	.296	98	29	1					
.257	35	9	1	7	NY	.269	104	28	8					
.235	34	8	1	3	Oak	.315	92	29	5					
.167	30	5	2	3	Sea	.159	69	11	2					
.297	37	11	0	2	Tex	.280	75	21	2					
.139	36	5	0	4	Tor	.234	107	25	2					
.188	32	6	1	4	vs. East	.286	84	24	3					
.299	224	67	10	33	vs. West	.301	552	166	23					
.232	259	60	6	37	Before ASG#	.236	658	155	25					
.282	252	71	10	39	After ASG#	.268	757	203	34					
.242	231	56	6	31	6 vs. Left#	.254	536	136	17					
.229	140	32	5	19	Right#	.245	466	114	21					
.277	343	95	11	51	Pinch-Hitter#	.272	827	225	30					
.167	6	1	0	1	Des. Hitter	.194	31	6	1					
.289	83	24	3	11		.272	114	31	3					

1991					JOE ORSULAK*					LIFETIME				
AVG.	AB	H	HR	RBI	Total#	AVG.	AB	H	HR	AVG.	AB	H	HR	RBI
.278	486	135	5	43	Total#	.277	2544	704	33					
.277	235	65	3	21	Bal	.277	805	223	15					
.279	251	70	2	22	Away	.282	863	243	16					
.216	37	8	0	1	Bos	.247	150	37	1					
.273	33	9	0	2	Cal	.275	120	33	3					
.359	39	14	1	6	Chi	.303	132	40	4					
.333	30	10	0	1	Cle	.319	119	38	0					
.306	36	11	0	4	Det	.245	143	35	2					
.241	54	13	1	6	KC	.268	157	42	3					
.341	41	14	0	1	Min	.265	151	40	2					
.325	40	13	0	5	NY	.294	102	30	2					
.270	37	10	1	3	Oak	.280	150	42	3					
.250	44	11	1	2	Sea	.234	128	30	2					
.269	26	7	0	1	Tex	.310	113	35	3					
.314	35	11	0	6	Tor	.355	107	38	4					
.118	34	4	1	5	vs. East	.271	96	26	2					
.265	215	57	2	15	vs. West	.269	809	218	10					
.288	271	78	3	28	Before ASG#	.289	859	248	21					
.239	247	59	3	23	After ASG#	.276	1348	372	13					
.318	239	76	2	20	6 vs. Left#	.278	1196	332	20					
.234	64	15	0	6	Right#	.237	418	99	0					
.284	422	120	5	37	Pinch-Hitter#	.285	2126	605	33					
.214	14	3	1	5	Des. Hitter	.253	99	25	2					
.000	2	0	0	0		.233	30	7	0					

1991					BILL RIPKEN					LIFETIME				
AVG.	AB	H	HR	RBI	Total#	AVG.	AB	H	HR	AVG.	AB	H	HR	RBI
.216	287	62	0	14	Total#	.247	1757	434	9					
.214	126	27	0	8	Bal	.245	867	212	2					
.217	161	35	0	6	Away	.249	890	222	7					
.259	27	7	0	2	Bos	.230	139	32	0					
.278	18	5	0	1	Cal	.245	143	35	1					
.100	10	1	0	0	Chi	.241	108	26	1					
.222	27	6	0	1	Cle	.290	169	49	0					
.160	25	4	0	0	Det	.245	151	37	1					
.125	16	2	0	0	KC	.250	136	34	1					
.333	21	7	0	1	Min	.272	162	44	0					
.130	23	3	0	3	NY	.189	111	21	0					
.211	38	8	0	3	Oak	.233	133	31	1					
.143	21	3	0	1	Sea	.220	127	28	0					
.063	16	1	0	0	Tex	.248	121	30	3					
.286	21	6	0	2	Tor	.235	136	32	0					
.375	24	9	0	0	vs. East	.289	121	35	1					
.253	162	41	0	7	vs. West	.253	875	221	3					
.168	125	21	0	7	Before ASG	.241	882	213	6					
.225	178	40	0	10	After ASG	.231	904	209	4					
.202	109	22	0	4	6 vs. Left	.264	853	225	5					
.270	100	27	0	7	Right	.277	617	171	3					
.187	187	35	0	7	Pinch-Hitter	.231	1140	263	6					
—	—	—	—	—	Des. Hitter	1.000	1	1	0					

1991					CAL RIPKEN					LIFETIME				
AVG.	AB	H	HR	RBI	Total	AVG.	AB	H	HR	AVG.	AB	H	HR	RBI
.323	650	210	34	52	Total	.279	6305	1762	259					
.286	315	90	16	62	Bal	.266	3055	812	129					
.358	335	120	18	9	Away	.292	3250	950	130					
.385	52	20	4	7	Bos	.295	518	153	15					
.313	48	15	1	10	Cal	.274	470	129	18					
.267	45	12	2	11	Chi	.285	449	128	25					
.385	52	20	5	16	Cle	.265	495	131	21					
.322	59	19	4	7	Det	.280	504	141	24					
.392	51	20	0	14	KC	.287	463	133	21					
.364	55	20	5	7	Min	.274	521	143	23					
.354	48	17	1	3	NY	.332	461	153	19					
.250	56	14	2	3	Oak	.257	506	130	18					
.227	44	10	3	5	Sea	.247	486	120	25					
.267	45	12	4	7	Tex	.272	475	129	17					
.409	44	18	2	13	Tor	.301	468	141	14					
.255	51	13	1	5	vs. East	.268	489	131	19					
.326	325	106	21	58	vs. West	.273	3033	829	120					
.320	325	104	13	56	Before ASG	.285	3272	933	139					
.348	319	111	18	54	After ASG	.283	3234	916	135					
.299	331	99	16	60	31 vs. Left	.275	3071	846	124					
.348	164	57	12	31	Right	.291	1864	542	87					
.315	486	153	22	83	Pinch-Hitter	.275	4441	1220	172					
—	—	—	—	—	Des. Hitter	.000	4	0	0					

1991						DAVID SEGUI						LIFETIME					
AVG.	AB	H	HR	RBI	Total	AVG.	AB	H	HR	RBI	AVG.	AB	H	HR	RBI		
.278	212	59	2	22		.266	335	89	4	37	.266	335	89	4	37		
.250	116	29	1	11	Bal	.249	185	46	2	20	.249	185	46	2	20		
.313	96	30	1	11	Away	.287	150	43	2	17	.287	150	43	2	17		
.235	17	4	0	3	Bos	.214	28	6	1	8	.214	28	6	1	8		
.333	9	3	0	0	Cal	.389	18	7	0	1	.389	18	7	0	1		
.100	10	1	0	0	Chi	.042	24	1	0	0	.042	24	1	0	0		
.333	18	6	0	3	Cle	.308	26	8	0	3	.308	26	8	0	3		
.296	27	8	1	5	Det	.278	36	10	1	5	.278	36	10	1	5		
.222	18	4	0	3	KC	.222	18	4	0	3	.222	18	4	0	3		
.250	4	1	0	0	Mil	.200	15	3	0	0	.200	15	3	0	0		
.370	27	10	1	3	Min	.343	35	12	1	3	.343	35	12	1	3		
.300	20	6	0	2	NY	.300	40	12	0	2	.300	40	12	0	2		
.444	9	4	0	0	Oak	.292	24	7	0	1	.292	24	7	0	1		
.118	17	2	0	0	Sea	.118	17	2	0	0	.118	17	2	0	0		
.429	7	3	0	1	Tex	.357	14	5	0	5	.357	14	5	0	5		
.241	29	7	0	2	Tor	.300	40	12	1	6	.300	40	12	1	6		
.278	115	32	1	15	vs. East	.276	185	51	3	24	.276	185	51	3	24		
.274	113	31	2	16	vs. West	.253	150	38	1	13	.253	150	38	1	13		
.283	99	28	0	6	Before ASG	.245	155	38	2	21	.245	155	38	2	21		
.337	98	33	1	12	After ASG	.283	180	51	2	18	.283	180	51	2	18		
.228	114	26	1	10	6 vs. Left	.312	138	43	2	19	.312	138	43	2	19		
.250	24	6	0	3	Right	.234	197	46	2	3	.234	197	46	2	3		
.400	5	2	0	2	Pinch-Hitter	.250	24	6	0	3	.250	24	6	0	3		
					Des. Hitter	.158	19	3	0	3	.158	19	3	0	3		

1991 Individual Win-Loss-Save vs Each Opponent

Pitcher	Bos. W-L-S	Cal. W-L-S	Chi. W-L-S	Cle. W-L-S	Det. W-L-S	KC W-L-S	Mil. W-L-S
Ballard	1-0	1-2	1-1	0-1	0-1	0-0	0-0
Bautista	0-0	0-0	0-0	0-0	0-0	0-0	0-0
Flanagan	0-0-1	0-0	0-1	0-1	1-0	0-0	0-0
Frohwirth	1-0	1-0-1	0-0	0-0	0-0-1	1-2	0-0
Hickey	1-0	0-0	0-0	0-0	0-0	0-0	0-0
Johnson	0-2	0-0	0-0	0-0	0-1	0-0	0-0
Kilgus	0-0	0-0	0-0	0-0	0-0	0-1-1	0-0
McDonald	0-0	2-1	1-1	0-0	1-1	0-0	0-0
Mesa	0-3	1-0	0-1	0-1	0-3	0-2	0-1
Milacki	0-0	1-0	1-0	2-1	0-3	1-1	1-2
Mussina	1-0	0-0	0-2	0-1	0-0	0-0	0-0
Olson	0-0-3	0-0-2	1-0-2	1-0-6	0-1-2	1-0-2	0-0
Poole	1-0-1*	0-0	0-0	0-0	1-1	1-0	0-0
Rhodes	0-0	0-0	0-0	0-1	0-0	0-0	0-0
Robinson	0-0	0-2	0-0	1-0	0-0	0-0	0-0
Smith	2-0	0-0	0-0	1-0	0-0	0-0	0-0
Williamson	1-0-1	0-1	0-0	2-0	1-0-1	0-2	0-1

Pitcher	Min. W-L-S	NY W-L-S	Oak. W-L-S	Sea. W-L-S	Tex. W-L-S	Tor. W-L-S	Total W-L-S
Ballard	0-0	1-1	0-2	0-3	1-0	1-1	6-12
Bautista	0-0	0-0	0-0	0-0	0-0	0-0	0-0
Flanagan	0-1	0-3	0-1	1-0	0-0-1	0-0-1	2-7
Frohwirth	0-0-1	1-1	0-0	0-0	2-0	1-0	7-3
Hickey	0-0	0-0	0-0	0-0	0-0	0-0	0-0
Johnson	0-0	0-0	0-0	0-1	3-0	0-1	4-8
Kilgus	0-0	0-0	0-0	0-0	0-0	0-1	0-2
McDonald	0-0	0-0	1-2	0-0	0-0	1-1	6-8
Mesa	0-1	0-0	0-1	2-0	1-1	0-0	6-11
Milacki	1-0	1-0	1-0	0-1	0-0	1-1	10-9
Mussina	1-1	1-0	0-0	0-1	0-0	0-0	4-5
Olson	1-2	0-0-3	0-1-2	0-1-3	0-0-3	0-1-2	4-6-3
Poole	0-0	0-1	0-0	0-0	0-0	0-0	3-2
Rhodes	0-1	0-0	0-0	0-0	0-0	0-1	0-3
Robinson	0-1	1-1	1-1	0-1	1-1	0-1	4-8
Smith	0-1	0-1	0-0	1-1	0-0	1-0	5-4
Williamson	1-0	0-0	0-1	0-0	0-0	0-0-1	5-5-1

*Includes save while pitching for Texas

Lifetime Won-Lost-Save vs Each Opponent

Pitcher	Bos. W-L-S	Cal. W-L-S	Chi. W-L-S	Cle. W-L-S	Det. W-L-S	KC W-L-S	Mil. W-L-S
Davis	6-10	4-3	5-3	10-2	7-7	5-4-1	8-5
Bautista	2-2	1-1	1-1	0-2	0-1	0-3	1-2
Flanagan	11-9-1	6-8	12-10	8-12	18-11	11-16	11-16
McDonald	0-2	3-1	2-1	1-0	2-1	1-0	0-3
Mesa	1-4	1-0	0-1	0-1	2-0	0-2	1-2
Milacki	0-3	1-2	2-3	4-2	5-5	2-1	3-3
Olson	0-1-6	1-1-6	1-0-7	2-1-12	1-2-6	3-1-8	1-0-3
Sutcliffe	1-3	1-1	2-1	0-0	2-3	4-0	2-1
Telford	1-0	1-0	0-0	0-0	0-0	0-0	0-0
Williamson	2-2-3	6-3-1	4-1-3	6-2-1	1-2-3	2-5-2	2-2-1

Pitcher	Min. W-L-S	NY W-L-S	Oak. W-L-S	Sea. W-L-S	Tex. W-L-S	Tor. W-L-S	Totals W-L-S
Davis	10-4	6-8	5-6	12-6	12-7-1	6-6-1	100-74-1
Bautista	0-2	1-2	2-0	1-2	1-1	0-1	10-20
Flanagan	17-13	13-14	18-8	16-7-1	7-9-1	7-7-1	167-143-4
McDonald	0-0	0-1	2-3	1-0	0-0	3-1	15-13
Mesa	0-1	0-2	0-1	2-0	1-1	2-1	10-16
Milacki	4-3	5-0	1-2	1-1	1-1	2-3	31-23
Olson	2-3-1	0-0-9	0-2-8	1-1-8	3-0-8	1-2-8	16-14-8
Sutcliffe	3-3	2-4-1	4-1	4-2	3-1	1-3	35-24-1
Telford	0-0	0-2	1-0	0-1	0-0	0-0	3-3
Williamson	5-1	0-2	2-3	3-2-1	3-2-1	0-2-3	36-25-11

*Includes 4-3 record vs Orioles
++Includes 6-1 record vs Orioles

+Includes 2-3 record vs Orioles

OPENING DAY

The Orioles are 23-15 in 38 previous openers, an edge built largely from 1970 thru 1982 when they went 11-2 (including 7-1 from '76 thru '76).
In home openers alone, the O's are 24-14.
In each of their last 11 home opening days, the Orioles have drawn at least 49,000, and have exceeded 50,000 on 9 occasions.

Lifetime Win-Loss-Save in Each AL Park

Pitcher	Bal. W-L-S	Bos. W-L-S	Cal. W-L-S	Chi. W-L-S	Cle. W-L-S	Det. W-L-S	KC W-L-S
Davis	27-26-1	4-6	3-2	2-1	6-0	5-2	11-12-1
Bautista	6-10	1-1	0-1	1-0	0-1	0-0	0-2
Flanagan	80-46-1	5-5-1	1-5	5-5	2-8	0-0-1	1-1
Frohwirth	4-1-1	0-0	0-0-1	0-0	0-0	0-1	1-0
McDonald	6-7	0-1	1-0	1-1	1-0	2-0	0-0
Mesa	4-11	0-2	1-0	0-0	3-1	3-2	1-1
Milacki	13-14	0-2	0-1	2-2	0-1	0-0	0-0
Mussina	3-1	1-0	0-0	0-1	0-1-8	0-2-5	2-1-5
Olson	11-1-38	0-1-3	0-1-3	0-0-5	16-10-1	0-2	1-0
Sutcliffe	3-0	1-1	1-0	0-0	0-0	0-0	0-0
Telford	3-1	0-0	0-0	0-0	0-0	1-0-1	1-2
Williamson	22-15-9	1-2-1	2-1-1	3-0-2	2-1	1-0-1	1-2

Pitcher	Mil. W-L-S	Min. W-L-S	NY W-L-S	Oak. W-L-S	Sea. W-L-S	Tex. W-L-S	Tor. W-L-S
Davis	3-3	5-3	2-2	18-10	5-2	7-3-1	2-2
Bautista	0-2	0-0	1-1	1-0	0-1	0-1	0-0
Flanagan	4-9	7-7	8-7	11-2	7-5	2-7-1	22-17-1
Frohwirth	0-0	0-0	0-1	0-0	0-0	1-0	1-0
McDonald	0-2	0-0	0-0	2-1	1-0	0-0	2-0
Mesa	1-1	0-1	0-0	0-0	1-0	0-0	1-1
Milacki	1-1	3-1	2-0	1-1	1-1	0-1	1-1
Mussina	0-0	0-1	0-0	0-0	0-0	0-1	0-0
Olson	0-0-5	0-2	0-0-7	0-2-6	1-1-5	2-0-2	0-2-3
Sutcliffe	1-1	2-2	1-2	4-1	3-2	1-1	1-2
Telford	0-0	0-0	0-2	0-0	0-0	0-0	0-0
Williamson	1-1-1	0-1	0-1	2-1	1-1-1	0-1-1	0-2-2

Old Comiskey Park, Chicago: Bautista (1-0), Davis (2-1), Milacki (1-2), Olson (0-0-3), Williamson (3-0-2).
Exhibition Stadium, Toronto: S. Davis (2-1), Flanagan (16-15), Mesa (0-1), Sutcliffe (1-2).
Shea Stadium, NY: Flanagan (0-1).
Metropolitan Stadium, Minnesota: Flanagan (4-0).

ORIOLES 1991 CLUB PITCHING

Season	ERA	W-L	CG	SV	SHO	IP	H	R	ER	HR	BB	SO
Baltimore	4.59	67-95	8	42	8	1,457.2	1,534	796	743	147	504	868
vs Boston	4.33	33-48	3	15	2	744.0	775	387	358	72	245	478
vs California	4.86	34-47	5	27	6	713.2	759	409	385	75	259	390
vs Chicago	3.87	8-5	1	5	0	114.0	110	51	49	9	29	66
vs Cleveland	2.74	6-6	2	3	2	105.0	105	41	32	9	18	60
Detroit	4.54	4-8	0	2	1	107.0	110	58	54	12	38	63
Kansas City	4.00	7-6	1	6	0	119.1	125	53	53	5	40	68
Milwaukee	5.26	5-8	0	4	0	119.2	127	76	70	13	54	84
Minnesota	4.88	4-8	1	3	1	118.0	132	71	64	11	43	76
New York	4.87	3-10	0	2	0	114.2	129	65	62	8	43	52
Oakland	5.68	4-8	0	1	0	104.2	130	69	66	13	35	57
Seattle	4.17	5-8	1	3	1	116.2	115	59	54	13	43	65
Texas	5.99	3-9	0	2	1	106.2	122	77	71	13	37	67
Toronto	5.01	4-8	0	3	0	106.0	109	63	59	14	39	44
1st Half	3.80	9-3	1	4	2	109.0	96	47	46	12	39	82
2nd Half	4.85	5-8	1	4	0	117.0	124	66	63	15	46	84
vs East	4.91	33-47	2	22	5	713.2	766	415	389	74	269	385
vs West	4.28	34-48	5	24	3	744.0	768	381	354	73	235	483
vs	4.50	33-45	4	24	1	701.1	730	370	351	63	255	419
West	4.66	34-50	4	18	7	756.1	804	426	392	84	249	449

ORIOLES HAVE USED 37 3RD BASEMEN SINCE BROOKS

Since **Brooks Robinson** retired in 1977, the Orioles have used 37 different players at 3rd base.
Alphabetically, they are: Juan Beniquez, Juan Bonilla, Marty Brown, Fritz Connally, Todd Cruz, Rich Dauer, Doug DeCinces, Tom Dodd, Kiko Garcia, Leo Gomez, Rene Gonzales, Dan Graham, Wayne Gross, Glenn Gulliver, Jackie Gutierrez, Leo Hernandez, Rex Hudler, Tim Hulett, Ron Jackson, Ricky Jones, Ray Knight, Wayne Krenchicki, John Lowenstein, Eddie Murray, Tom O'Malley, Kelly Paris, Floyd Rayford, Bill Ripken, Cal Ripken Jr, Aurelio Rodriguez, Gary Roenicke, Wade Rowdon, Rick Schu, Larry Sheets, Pete Stanicek, Ron Washington and Craig Worthington.
A total of 82 have played the hot corner for the O's during their 38 Baltimore seasons. **Brooks** appeared in a major league record 2,871 games there, but only two others have played more than 300 games in an Orioles uniform at 3rd base: **Doug DeCinces** (792) and **Craig Worthington** (332)...**Rich Dauer** (242) and **Floyd Rayford** (204) played 200+ games at the position for the Birds.
Since DeCinces was traded to California prior to the '82 season, 31 Orioles have tried their hands at that position.

ORIOLES INDIVIDUAL PITCHING, 1991 AND LIFETIME

1991										STORM DAVIS *					LIFETIME				
ERA	W-L	SHO	G	IP	H	ER	HR			ERA	W-L	L	SHO	G	IP	H	ER	HR	
4.96	3-9	1	51	114	140	63	11		Total#	4.01	102-81	5	316	1545	1984	214	1028	1075	
4.96	3-9	1	51	114	140	63	11		Bal	3.60	27-26	1	81	454	436	21	110	45	
0.90	0-1	0	5	10.0	7	1	0	vs.	Alway	4.05	73-48	4	214	1028	1075	214	110	45	
6.35	0-2	0	4	11.1	16	8	3		Bos	4.83	4-3	0	23	106	127	3	11	41	
0.00	0-0	0	2	2.0	0	0	0		Cal	4.99	6-10	1	0	15	69	73	0	1	
3.38	0-0	0	4	5.1	8	2	1		Chi	3.91	4-3	0	0	19	84	76	0	1	
0.87	1-0	1	2	10.1	9	1	0		Cle	2.87	5-3	0	0	15	69	73	0	1	
4.32	0-1	0	4	8.1	11	4	0		Det	4.27	10-2	2	22	116	124	11	41	45	
1.93	1-0	0	3	9.1	8	2	0		KC	4.70	7-7	1	25	110	112	9	41	45	
7.30	0-1	0	5	12.1	21	10	1		Mil	3.84	5-4	0	18	96	104	14	41	45	
5.59	1-0	0	3	9.2	11	6	1		Min	3.31	8-5	0	20	114	119	10	41	45	
5.40	0-1	0	5	5.0	7	3	2		NY	3.81	10-4	0	23	118	115	11	41	45	
30.38	0-0	0	2	2.2	10	9	1		Oak	4.53	6-8	0	0	19	103	116	11	41	45
6.30	0-1	0	7	10.0	10	7	1		Sea	3.02	5-6	0	19	86	82	1	19	86	
5.00	0-2	0	5	18.0	22	10	1		Tex	4.22	12-6	1	23	128	136	16	41	45	
4.14	2-7	1	25	76.0	79	35	6	1st Half	Tor	3.86	6-6	0	23	121	121	11	41	45	
6.57	1-2	0	26	38.1	61	28	5	2nd Half		3.99	59-32	1	146	7101	721				

*American League only, except as indicated

*American League only, except as indicated

1991								MIKE FLANAGAN								LIFETIME							
ERA	W-L	SV	G	IP	H	ER	HR		ERA	W	L	SV	G	IP	H								
2.38	2-7	3	64	98.1	84	26	6	Total	3.84	167-	143	4	484	2755.1	2758								
3.18	0-5	0	33	45.1	46	16	2	Bal	3.49	80-	46	1	284	1137.1	1091								
1.70	2-2	3	31	53.0	38	10	4	Away	4.09	87-	97	3	280	1598.0	1665								
---	---	---	---	---	---	---	---	vs.	Bal	3.10	2-	3	0	5	29.0	26							
1.80	0-0	1	5	5.0	4	1	0	Bos	4.33	11-	9	1	32	164.1	188								
0.00	0-0	0	5	3.1	6	0	0	Cal	3.57	6-	8	0	29	134.0	154								
2.25	0-1	0	8	12.0	11	3	1	Chi	4.02	12-	10	0	36	183.2	174								
1.35	0-1	0	2	6.2	5	1	0	Cle	4.14	8-	12	0	35	202.1	215								
0.00	1-0	0	4	3.2	2	0	0	Det	3.36	18-	11	0	47	286.1	287								
2.08	0-0	0	4	8.2	6	2	0	KC	3.51	11-	16	0	34	197.2	205								
1.86	0-0	0	6	9.2	5	2	0	Mil	4.99	11-	16	0	39	202.0	224								
8.44	-0-1	0	4	5.1	7	5	0	Min	3.81	17-	13	0	40	243.0	241								
3.72	-0-3	0	8	9.2	9	4	1	NY	4.20	13-	14	0	49	263.1	285								
6.75	-0-1	0	5	8.0	11	6	2	Oak	3.62	18-	8	0	38	221.1	211								
0.60	1-0	0	6	15.0	9	1	1	Sea	2.98	16-	7	1	38	229.2	191								
0.00	0-0	1	3	3.0	2	0	0	Tex	4.16	7-	9	1	29	162.1	160								
1.08	0-0	1	4	8.1	7	1	1	Tor	2.70	17-	7	1	33	216.1	195								
2.34	1-3	1	33	57.2	50	15	2	1st Half	3.86	86-	77	2	248	1386.0	1356								
2.43	1-4	2	31	40.2	34	11	4	2nd Half	3.81	81-	66	2	236	1349.1	1400								

1991										BEN McDONALD										LIFETIME									
ERA	W-L	SHO	G	IP	H	ER	HR			ERA	W	L	SHO	G	IP	H	ER												
4.84	6-8	0	21	126.1	126	68	16		Total	3.82	15	13	2	48	252.1	222													
3.70	2-4	0	10	73.0	75	30	6		Bal	3.32	6	7	1	21	151.2	140													
6.41	4-4	0	11	53.1	51	38	10		Away	4.56	9	6	1	27	100.2	82													
---	---	---	---	---	---	---	---		vs. Bos	11.05	0	2	0	2	7.1	8													
2.53	2-1	0	3	21.1	20	6	3		Cal	2.45	3	1	0	4	29.1	24													
4.66	1-1	0	3	19.1	15	10	2		Chi	3.52	2	1	1	6	30.2	24													
---	---	---	---	---	---	---	---		Cle	0.77	1	0	1	2	11.2	5													
6.00	1-1	1	2	9.0	5	6	1		Det	3.50	2	1	0	3	18.0	8													
5.06	0-0	0	2	10.2	14	6	1		KC	4.95	1	0	0	5	20.0	24													
7.36	0-2	0	3	14.2	26	12	1		Mil	4.26	0	3	0	6	31.2	16													
4.50	0-0	0	1	8.0	9	4	0		Min	4.00	0	0	0	2	9.0	10													
9.00	0-0	0	1	5.0	5	5	2		NY	6.57	0	1	0	2	12.1	14													
5.60	1-2	0	3	17.2	16	11	3		Oak	5.50	2	3	0	5	30.0	27													
4.05	0-0	0	1	6.2	3	3	1		Sea	2.93	1	0	0	2	15.1	7													
---	---	---	---	---	---	---	---		Tex	2.84	0	0	0	4	6.1	5													
3.21	1-1	0	2	14.0	13	5	2		Tor	2.64	3	1	0	5	30.2	30													
3.00	3-3	0	9	45.0	40	30	6	1st Half	5.55	3	3	0	11	48.2	42														
2.20	3-5	0	12	81.1	86	38	10	2nd Half	3.40	12	10	2	37	203.2	186														

1991								JOSE MESA								LIFETIME							
ERA	W-L	SHO	G	IP	H	ER	HR		ERA	W-L	SHO	G	IP	H	ER	HR							
2.97	6-11	0	23	123.2	151	82	11	Total	5.49	10-	16	1	36	201.2	226	127							
1.68	2-8	0	12	58.2	67	37	4	Bal	5.76	4-	11	0	18	95.1	96	6							
2.23	4-3	0	11	65.0	84	45	7	Awe	5.25	6-	5	1	18	106.1	130	6							
3.08	0-3	0	4	17.1	31	20	1	vs. Bos	6.81	1-	4	0	7	38.1	49	2							
1.30	0-1	0	1	9.0	7	0	0	Cal	1.84	1-	0	1	2	14.2	12	0							
0.0	0-1	0	1	6.0	6	2	0	Chi	3.00	0-	1	0	1	6.0	6	0							
1.50	0-1	0	1	4.0	6	6	0	Cle	13.50	0-	1	0	1	4.0	6	0							
1.11	1-0	0	2	12.1	17	7	1	Det	4.29	2-	0	0	3	21.0	24	1							
.94	0-2	0	3	11.1	22	10	1	KC	7.94	0-	2	0	3	11.1	22	1							
.76	1-1	0	2	11.1	12	6	1	MI	4.67	1-	2	0	3	17.7	17	1							
.06	0-1	0	1	5.1	6	3	1	Min	5.06	0-	1	0	1	5.1	6	0							
.75	0-1	0	1	7.0	6	0	0	NY	4.97	0-	2	0	5	25.1	26	1							
.77	0-1	0	1	1.1	1	5	1	Oak	33.75	0-	1	0	1	1.1	1	0							
.77	2-0	0	2	14.1	15	6	1	Sea	3.77	2-	0	0	2	14.1	15	1							
.05	1-1	0	3	20.0	14	9	3	Tex	4.05	1-	1	0	3	20.0	14	1							
.62	0-0	0	1	4.1	8	8	1	Tor	6.75	2-	1	0	4	22.2	28	1							
7.5	4-8	1	16	87.2	105	56	7	1st Half	5.75	4-	8	1	16	87.2	105	56							
50	2-3	0	7	36.0	46	26	4	2nd Half	5.29	6-	8	0	20	114.0	121	5							

1991								BOB MILACKI								LIFETIME							
ERA	W-L	SHO	G	IP	H	ER	HR			ERA	W	L	SHO	G	IP	H	ER	HR					
4.01	10-9	1	31	184.0	175	82	17	Total		3.86	31-	29	5	98	587.1	560	252	57					
4.16	4-4	1	15	83.2	98	48	10	Bal		4.18	13-	14	3	47	280.0	283	130	28					
3.05	6-5	0	16	100.1	77	34	7	Away		3.57	18-	15	2	51	307.1	277	122	29					
3.97	0-0	0	2	11.1	8	5	0	vs.	Bos	5.61	0-	3	0	5	25.2	29	16	3					
2.19	1-0	0	2	12.1	9	3	2	Cal		2.33	1-	2	0	6	38.2	36	10	5					
3.86	1-0	0	1	7.0	7	3	1	Chi		5.86	2-	3	0	6	35.1	38	23	4					
4.07	2-1	0	4	24.1	31	11	2	Cle		2.63	4-	2	0	9	61.2	57	18	6					
11.20	0-3	0	4	23.2	12	17	3	Det		3.97	5-	5	1	14	79.1	58	35	8					
5.31	1-0	0	3	20.1	16	12	0	KC		3.68	2-	1	0	8	51.1	50	21	2					
3.20	1-2	0	3	19.2	14	7	3	Mil		3.80	3-	3	0	8	45.0	45	19	4					
3.32	1-0	0	2	19.0	25	7	3	Min		4.26	4-	3	2	10	57.0	63	27	7					
1.00	1-0	1	2	18.0	11	2	0	NY		2.20	5-	0	2	8	65.1	51	16	4					
1.54	1-0	0	3	11.2	6	2	0	Oak		2.97	1-	2	0	7	39.1	35	13	3					
7.11	0-1	0	1	6.1	5	5	0	Sea		8.27	1-	1	0	5	20.2	28	19	2					
3.00	0-0	0	1	6.0	7	2	1	Tor		3.90	1-	1	0	5	32.1	34	14	5					
3.77	1-1	0	2	14.1	14	6	2	Tex		5.30	2-	3	0	7	35.2	36	21	4					
4.35	4-4	0	14	70.3	70	34	7	1st Half		4.36	13-	16	2	51	291.0	302	141	28					
3.80	6-6	1	17	113.2	105	48	10	2nd Half		3.37	18-	13	3	47	296.1	258	111	29					

1991									GREGG OLSON									LIFETIME								
ERA	W-L	SV	G	IP	H	ER	HR			E	W	L	SV	G	IP	H	ER	HR								
3.18	4-6	31	72	73.2	74	26	1	Total		2.43	16-	14	95	210	244.0	198	66	6								
3.15	3-1	13	35	34.1	31	12	1	Bal		2.09	11-	1	38	104	116.0	82	27	3								
3.20	1-5	18	37	39.1	43	14	0	Away		2.74	5-	13	57	106	128.0	116	39	3								
0.00	0-0	3	4	4.1	3	1	0	vs.	Bos	2.81	0-	1	6	12	16.0	11	5	2								
2.25	0-0	2	4	4.0	3	1	0	Cal		1.83	1-	1	6	13	19.2	11	4	0								
0.00	1-0	2	7	6.2	7	0	0	Chi		0.63	1	0	7	15	14.1	11	1	0								
0.00	1-0	6	7	6.0	4	0	0	Cle		1.33	2-	1	12	18	20.1	15	3	1								
3.86	0-1	2	7	7.0	5	3	0	Det		2.21	1-	2	6	18	20.1	12	5	0								
1.80	1-0	2	7	10.0	8	2	0	KC		1.32	3-	1	8	21	27.1	19	4	0								
4.50	0-0	1	5	4.0	4	2	0	Mil		2.77	1-	0	8	15	13.0	11	4	0								
15.75	1-2	0	5	4.0	9	7	0	Min		6.91	2-	3	1	12	14.1	23	11	0								
3.38	0-0	3	4	5.1	7	2	1	NY		3.05	0-	0	9	17	20.2	23	9	1								
2.84	0-1	2	7	6.1	6	2	0	Oak		3.38	0-	2	8	16	18.2	10	7	1								
7.71	0-1	3	5	4.2	7	4	0	Sea		3.24	-	1	8	17	16.2	19	6	1								
1.80	0-0	3	5	5.0	9	1	0	Tex		0.45	3-	0	8	18	20.0	13	1	0								
2.84	0-1	2	5	6.1	4	2	0	Tor		2.38	1-	2	8	18	22.2	20	6	0								
3.53	1-3	17	35	35.2	33	14	1	1st Half		2.11	8-	6	48	102	127.2	91	30	3								
2.84	3-3	14	37	38.0	41	12	0	2nd Half		2.79	8-	8	47	108	116.1	107	36	3								

1991								ANTHONY TELFORD								LIFETIME							
ERA	W-L	SHO	G	IP	H	ER	HR	Total	ERA	W	L	SHO	G	IP	H	ER	HR						
4.05	0-0	0	9	26.2	27	12	3		4.57	3-	3	0	17	63.0	70	32	7						
2.84	0-0	0	4	12.2	12	4	0	Bal	3.05	3-	2	0	10	44.1	42	15	3						
5.14	0-0	0	5	14.0	15	8	3	vs. Bos	8.20	0-	1	0	7	18.2	28	17	4						
3.38	0-0	0	1	2.2	3	1	1	Cle	4.70	1-	0	0	2	7.2	10	4	2						
---	---	-	-	-	-	-	-	Cal	1.42	1-	0	0	1	6.1	5	1	0						
---	---	-	-	-	-	-	-	Chi	---	--	-	-	-	---	-	-	-						
8.44	0-0	0	2	5.1	9	5	0	KC	6.10	0-	0	0	3	10.1	15	7	0						
2.70	0-0	0	2	6.2	6	2	0	Det	2.70	0-	0	0	2	6.2	6	2	0						
0.00	0-0	0	1	1.0	0	0	0	Mil	0.00	0-	0	0	1	1.0	0	0	0						
---	---	-	-	-	-	-	-	Min	---	--	-	-	-	---	-	-	-						
12.00	0-0	0	1	3.0	5	4	2	NY	12.00	0-	0	0	1	3.0	5	4	2						
0.00	0-0	0	1	3.0	0	0	0	Oak	8.68	0-	2	0	3	9.1	12	9	3						
---	---	-	-	-	-	-	-	Sea	0.00	1-	0	0	1	7.0	1	0	0						
---	---	-	-	-	-	-	-	Tex	9.00	0-	1	0	1	2.0	5	2	0						
---	---	-	-	-	-	-	-	Tor	---	--	-	-	-	---	-	-	-						
0.00	0-0	0	1	5.0	4	0	0	1st Half	2.79	0-	0	0	2	9.2	11	3	0						
---	---	-	-	-	-	-	-	2nd Half	---	--	-	-	-	---	-	-	-						
4.05	0-0	0	9	26.2	27	12	3		4.57	3-	3	0	17	63.0	70	32	7						

1991									MARK WILLIAMSON									LIFETIME								
ERA	W-L	SV	G	IP	H	ER	HR		ERA	W-L	SV	G	IP	H	ER	HR										
4.48	5-5	4	65	80.1	87	40	9	Total	3.77	36-	29	19	277	515.2	504	216	47									
2.66	3-4	1	35	44.0	34	13	5	Bal	2.98	22-	15	9	144	275.0	234	91	23									
6.69	2-1	3	30	36.1	53	27	4	Away	4.67	14-	10	13	133	240.2	270	125	24									
0.00	1-0	1	7	8.0	3	0	0	vs. Bos	6.09	2-	2	3	26	44.1	55	30	4									
5.79	0-1	0	5	4.2	4	3	1	Cin	3.76	6-	3	1	23	38.1	44	16	1									
3.86	0-0	0	4	2.1	3	1	0	Chi	1.67	4-	1	3	18	37.2	19	7	2									
1.80	2-0	0	5	10.0	7	2	1	Cle	3.52	6-	2	1	21	38.1	31	15	4									
7.56	1-0	1	5	8.1	12	7	0	Det	4.81	1-	2	3	21	48.2	44	26	4									
6.97	0-2	0	6	10.1	15	8	2	KC	4.72	2-	5	2	22	47.2	60	25	4									
2.00	1-1	1	7	9.0	11	2	0	Mil	2.11	2-	2	1	22	38.1	40	9	0									
4.76	1-0	0	3	5.2	6	3	1	Min	1.44	5-	1	0	16	31.1	20	5	2									
8.31	0-0	0	6	4.1	9	4	1	NY	3.22	0-	2	0	27	36.1	45	13	1									
14.40	0-1	0	6	5.0	9	8	1	Oak	7.08	2-	3	0	25	40.2	52	32	1									
5.40	0-0	0	3	1.2	2	1	1	Sea	2.66	3-	2	1	22	40.2	34	12	1									
2.45	0-0	0	4	3.2	1	1	1	Tor	3.05	3-	2	1	20	38.1	29	13	4									
0.00	0-0	1	4	7.1	5	0	0	Tex	3.34	0-	2	3	20	35.0	31	13	1									
4.19	3-2	3	39	53.2	54	25	5	1st Half	3.85	17-	16	14	161	323.0	305	138	27									
4.08	2-1	1	26	26.2	33	15	4	2nd Half	3.64	19-	13	5	116	192.2	199	78	18									

'91 LIFETIME

TODD FROHWIRTH *

1991/LIFETIME

ERA	W-L	SV	G	IP	H	ER	HR	# Total
2.85	10-6	3	123	183.0	151	58	8	1
2.48	4-1	1	27	54.1	39	15	1	1
1.07	3-2	2	24	42.0	25	5	1	1
0.00	1-0	0	6	10.1	7	0	0	1
0.00	1-0	1	3	5.2	4	0	0	1
6.75	0-0	0	2	4.0	3	3	0	1
0.00	0-0	0	4	9.1	6	0	0	1
2.53	0-0	1	5	10.2	7	3	0	1
2.61	1-2	0	7	10.1	10	3	1	1
0.00	0-0	0	4	6.0	2	0	0	1
1.00	0-0	1	6	9.0	2	1	0	1
1.80	1-1	0	3	5.0	5	1	0	1
4.15	0-0	0	2	8.2	8	4	0	1
13.50	0-0	0	1	0.2	1	1	0	1
0.00	2-0	0	4	8.1	3	0	0	1
4.32	1-0	0	4	8.1	6	4	1	1
4.25	3-5	0	48	55.0	53	26	5	1
2.25	7-1	3	75	128.0	98	32	3	1

ERIC HETZEL

1991/LIFETIME

ERA	W	L	SHO	G	IP	H	ER	# Total
6.12	3	7	0	21	85.1	102	38	1
6.12	3	7	0	21	85.1	102	38	1
19.64	0	1	0	2	3.2	9	8	1
6.14	0	0	0	3	14.2	18	10	1
2.08	0	1	0	2	8.2	8	2	1
2.70	0	0	0	1	3.1	2	1	1
9.00	0	0	0	1	4.0	7	4	1
1.50	0	1	0	1	6.0	3	1	1
5.68	0	2	0	3	12.2	17	8	1
8.44	1	0	0	2	10.2	13	10	1
7.11	0	1	0	2	6.1	10	9	1
6.48	1	1	0	2	8.1	9	6	1
20.26	0	0	0	1	1.1	3	3	1
0.00	1	0	0	1	5.2	3	0	1
5.40	2	4	0	10	45.0	44	27	1
6.92	1	3	0	11	40.1	56	31	1

MIKE MUSSINA

1991/LIFETIME

ERA	W-L	SHO	G	IP	H	ER	HR	# Total
2.87	4-5	0	12	87.2	77	28	7	1
2.74	3-1	0	6	42.2	36	13	2	1
3.00	1-4	0	6	45.0	41	15	5	1
2.00	1-0	0	1	9.0	10	2	0	1
4.91	0-2	0	2	11.0	15	6	1	1
2.16	0-1	0	1	8.1	7	2	0	1
1.06	0-0	0	2	17.0	8	2	1	1
2.45	0-0	0	1	7.1	5	2	1	1
4.40	1-1	0	2	14.1	17	7	1	1
1.29	1-0	0	1	7.0	6	1	0	1
3.95	1-1	0	2	13.2	9	6	3	1
2.87	4-5	0	12	87.2	77	28	7	1

JIM POOLE *

1991/LIFETIME

ERA	W	L	SV	G	IP	H	ER	# Total
2.73	3	2	1	45	52.2	36	19	1
1.38	3	1	0	15	26.0	11	4	1
3.94	0	1	1	14	16.0	18	7	1
0.82	1	0	1	5	11.0	4	1	1
0.00	0	0	0	4	5.1	2	0	1
0.00	0	0	0	1	4.0	2	0	1
4.50	1	1	0	4	4.0	3	2	1
4.50	1	0	0	2	2.0	1	1	1
4.50	0	0	0	3	4.0	2	2	1
18.00	0	0	0	2	1.0	5	2	1
6.75	0	1	0	1	1.1	2	1	1
0.00	0	0	0	2	4.0	3	0	1
3.86	0	0	0	3	2.1	2	1	1
3.00	0	0	0	2	3.0	3	1	1
4.50	0	0	1	5	6.0	10	3	1
2.00	3	2	0	24	36.0	19	8	1

ARTHUR RHODES

1991/LIFETIME

ERA	W-L	SHO	G	IP	H	ER	HR	# Total
8.00	0-3	0	8	36.0	47	32	4	1
6.14	0-1	0	3	14.2	14	10	2	1
9.28	0-2	0	5	21.1	33	22	2	1
7.20	0-1	0	2	10.0	12	8	1	1
9.00	0-0	0	1	4.0	8	4	0	1
21.00	0-1	0	1	3.0	8	7	0	1
3.27	0-0	0	2	11.0	11	4	2	1
6.75	0-0	0	1	4.0	4	3	0	1
13.50	0-1	0	1	4.0	4	6	1	1
8.00	0-3	0	8	36.0	47	32	4	1

RICK SUTCLIFFE *

1991/LIFETIME

ERA	W	L	SHO	G	IP	H	ER	# Total
3.84	139	110	16	376	2227.0	2105	950	1
2.57	3	0	0	4	28.0	21	8	1
3.99	32	24	3	81	525.2	515	230	1
2.69	6	1	1	8	60.1	44	18	1
6.35	1	3	0	6	34.0	37	24	1
3.57	1	1	0	6	35.1	33	14	1
3.54	2	1	0	4	28.0	32	11	1
6.25	2	3	0	6	40.1	44	28	1
1.87	4	0	1	6	43.1	36	9	1
3.63	2	1	0	7	44.2	56	18	1
6.03	3	3	0	6	37.1	40	25	1
5.55	2	4	1	9	47.0	51	29	1
3.83	4	1	0	7	40.0	39	17	1
1.57	4	2	0	7	51.2	36	9	1
2.31	3	1	0	6	46.2	44	12	1
5.40	1	3	0	7	45.0	44	27	1
3.99	21	12	2	51	318.1	317	141	1
3.82	14	12	1	34	235.1	219	100	1

BIRDS BIGGEST DEAL

In Nov-Dec 1954, the Orioles and Yankees engineered a 17-player deal, one of the largest in baseball history.

General Manager Paul Richards sent the following players to New York: pitchers Mike Blyzka, Don Larsen and Bob Turley; catcher Darrell Johnson, 1st baseman Dick Kryhoski, shortstop Billy Hunter and outfielders Ted del Guercio and Jim Fridley.

The Birds in turn acquired the contracts of pitchers Harry Byrd, Jim McDonald and Bill Miller; catchers Hal Smith and Gus Triandos, 2nd baseman Don Leppert, 3rd baseman Kal Segrist, shortstop Willy Miranda and outfielder Gene Woodling.

RULES OF INTEREST

TRADING AND WAIVER REGULATIONS: Player assignments may be made to another major league club **without waivers** at any time **except** between Aug 1 and the day following the final day of the regular season (5 p.m. et).

Waivers are required for assignments to National Association clubs at all times **except** for optional assignments within 3 years of the date the player 1st reported to the major leagues. One year shall be deducted from the above 3-year period for each season in which the player may have been charged with an option prior to 1st reporting to a major league club during a championship season.

FREE AGENCY: Six years major league service required for eligibility. Re-entry draft has been abolished.

By Dec 7, player's former club must offer to arbitrate or it becomes ineligible to sign player...By Dec 19, player must accept offer or on Jan 9 former club becomes ineligible to sign the player until May 1.

SALARY ARBITRATION: Three years major league service required for eligibility...Maximum cut rules do not apply if, in immediately preceding year, player won arbitration increase of over 50%. In addition, effective since '91, a player with at least 2 but less than 3 years of ML service, shall be eligible for salary arbitration, if

- he has accumulated at least 86 days of service during the immediately preceding season, and
- he ranks in the top 17% in total service in the class of players who have at least 2 but less than 3 years of ML service, however accumulated, but with at least 86 days of service accumulated during the immediately preceding season.

TERMINATION PAY: One full season's pay if player released opening day or later. Thirty days pay for player who is released on the 16th day before opening day or earlier. If player is released after that 16th day prior to opening day, he receives 45 days pay.

SAVE RULE: Credit a pitcher with a save when he is the **finishing**, but **not** the **winning** pitcher, and when he qualifies under one of the following conditions:

- He enters the game with a lead of no more than 3 runs and pitches for at least one inning, or
- He enters the game with the potential tying run either on base, at bat, or on deck, or
- He pitches effectively for at least 3 innings regardless of his club's lead.

The current rule was adopted in 1975. Saves became official for the 1st time in '69. The original rule was amended in '73 and revised again in '75.

BATTING/ERA TITLE QUALIFICATIONS: 502 or more plate appearances/162 or more innings pitched.

ROOKIE AWARD QUALIFICATIONS: A player is considered a rookie unless, during a previous season or seasons, he has

- exceeded 130 at bats or 50 innings pitched in the major leagues or
- accumulated more than 45 days on the active roster of a big league club(s) prior to Sep 1 (time on the disabled list does not count).

CONSECUTIVE-GAME STREAKS: A consecutive-game hitting streak shall not be terminated if all the player's plate appearances (one or more) result in a walk, hit by pitch, defensive interference, or a sacrifice bunt. The streak shall terminate, however, if the player has a sacrifice fly and no hit.

The player's individual consecutive-game hitting streak shall be determined by the consecutive games in which the player appears and is not determined by his club's games.

SUSPENDED GAME RULE: A game terminated for any of the following reasons will be a suspended game if it has progressed far enough to be an official game (i.e. 4-1/2 or 5 innings):

- (1) A curfew imposed by law.
- (2) A pre-arranged time limit.
- (3) Darkness where local law prohibits turning on the lights or where lights are not available.

Light failure: A game terminated by light failure or malfunction of a mechanical device under the control of the home club will be a suspended game **anytime after it starts.**

Inning in Progress (added in '80): If weather forces the termination of a legal game while an inning is in progress, it will become a suspended game if either of the following conditions exists:

- (1) The **visiting team** has scored one or more runs to tie the game and if the **home team** has not scored.
- (2) The **visiting team** has scored one or more runs to take the lead and the **home team** has not tied the score or retaken the lead.

Note: If a legal game is **tied** when called because of weather and neither of the above situations prevails, it is a **tie game** and must be **replayed in its entirety.**

Procedures for Resumption of Play: Suspended games shall be resumed at the exact point of suspension immediately preceding the next single game between the 2 clubs on the **same ground.** If that is not possible, other provisions for resumption are specified in AL Regulation 5.2(c).

CURFEW: The American League curfew provides that no inning may start after 1:00 am, but any inning that begins prior to 1 am may be played to completion. Curfews shall be waived for the final series of the season in each of the parks of the contesting teams. There is no other curfew in the American League.

TRIPLE PLAYS

The Orioles have executed 10 triple plays, 2 of them in the last 3 years.

Jeff Ballard, the only Oriole pitcher to have actually participated in a triple play, has been the beneficiary in each of the last two. He and **Mike Cuellar** are the 2 hurlers in O's history to have profited twice from triple plays.

The one in June '89 was one of the few in baseball history in which brothers (**Cal** and **Bill Ripken**) took part. The triple play executed by the O's in '77 at KC was distinctive because it was a very rare game-ender. The list:

Aug 8, '90 at Oak: Line drive...Willie Randolph lined to Ballard... 1-6-3 (Ballard, C. Ripken, Horn).

Jun 15, '89 at Bal vs NY: Line drive...Steve Balboni lined to Cal Ripken...6-4-3 (C. Ripken, B. Ripken, Milligan).

Prior to '89, the Orioles had gone 10 years without a triple play.

Jun 10, '79 at Bal vs Cle: "gitp" Buddy Bell... 5-4-3 (DeCinces, Dauer, Murray)

Sep 9, '78 at Tor: "gitp" Rick Cerone; 5-4-3 (DeCinces, Dauer, Murray)

Jun 3, '77 at KC: Fly ball...John Wathan hit a sac fly to Pat Kelly in right. Fred Patek was caught off 1st and was out, Kelly to Mark Belanger to Billy Smith (2b), back to Belanger. Belanger then noticed Dave Nelson standing off 3rd base. He ran at him and tagged him out, completing the rare (if not unique) game-ending triple play and giving the O's a 7-6 win. The play went 9-6-4-6-6.

Sep 29, '73 at Det: "gitp" Frank Howard; 5-4-3 (B. Robinson, Grich, Crowley).

Jul 7, '73 at Bal vs Oak: "gitp" Gene Tenace; 5-4-3 (B. Robinson, Grich, Cabell).

Aug 6, '69 at Bal vs KC: "gitp" Eliseo Rodriguez; 5-4-3 (B. Robinson, D. Johnson, Powell).

Apr 9, '59 at Was: line drive by Ed Fitzgerald; 3-6-3 (Boyd, Carrasquel, Boyd).

Aug 3, '55 at Bal vs KC: "gidp" Art Ceccarelli, then runner was thrown out at home; 3-6-2 (Triandos, Miranda, H. Smith).

O'S HAVE HIT INTO 13

The Orioles have themselves hit into 13 triple plays in 38 seasons. The most recent victim was Gary Roenicke against Oakland at Memorial Stadium in Baltimore on May 7, '79. He grounded to 3rd baseman Wayne Gross who started an around the horn, 5-4-3, triple play.

On 4 of the 13 occasions when the opposition has executed a triple play against the Orioles, Brooks Robinson has been the batter. He bounced into one, lined into another, and 2 were "gidps" with a runner subsequently being thrown out between third and home.

ORIOLES ALL-STAR GAME SELECTEES

1954 Bob Turley (DNP)	1967 Andy Etchebarren (DNP) Brooks Robinson (ST) Frank Robinson (DNP)	1977 Jim Palmer (ST)+ Ken Singleton
1955 Jim Wilson (DNP)	1968 Dave Johnson Boog Powell Brooks Robinson (ST)	1978 Jim Palmer (ST)+ Mike Flanagan (DNP) Eddie Murray (DNP)
1956 George Kell (ST)	1969 Paul Blair Dave Johnson * Dave McNally Boog Powell (ST) Brooks Robinson Frank Robinson (ST)	1979 Ken Singleton Don Stanhouse (DNP)
1957 George Kell (ST) Billy Loes Gus Triandos (DNP)	1970 Mike Cuellar (DNP) Dave Johnson (ST)+ Dave McNally (DNP) Jim Palmer (ST)+ Boog Powell (ST) Brooks Robinson Frank Robinson (ST)	1980 Al Bumbry Steve Stone (ST)+
1958 Billy O'Dell Gus Triandos (ST)	1971 Don Buford Mike Cuellar Jim Palmer Boog Powell * Brooks Robinson (ST) Frank Robinson (ST)	1981 Scott McGregor (DNP) Eddie Murray Ken Singleton (ST)
1959 Billy O'Dell ² Gus Triandos (ST) ¹ Jerry Walker (ST)+ ² Hoyt Wilhelm (DNP 1st) Gene Woodling ²	1972 Pat Dobson (DNP) Bobby Grich (ST)+ Dave McNally Jim Palmer (ST)+ Brooks Robinson (ST)	1982 Eddie Murray
1960 Chuck Estrada (DNP 2nd) Jim Gentile (DNP 2nd) Ron Hansen (DNP both) Brooks Robinson	1973 Paul Blair Brooks Robinson (ST)	1983 Tippy Martinez (DNP) Eddie Murray Cal Ripken
1961 Jack Brandt (DNP 2nd) Jim Gentile (DNP 2nd) Brooks Robinson (ST both) Hoyt Wilhelm (DNP 2nd)	1974 Mike Cuellar (DNP) Bobby Grich Brooks Robinson (ST)	1984 Cal Ripken (ST) Eddie Murray Mike Boddicker (DNP)
1962 Jim Gentile (ST both) Milt Pappas (both) Brooks Robinson (both) Hoyt Wilhelm *	1975 Jim Palmer (DNP)	1985 Eddie Murray (ST) Cal Ripken (ST)
1963 Luis Aparicio Brooks Robinson Steve Barber *	1976 Mark Belanger Bobby Grich (ST)	1986 Don Aase Eddie Murray (DNP) Cal Ripken (ST)
1964 Luis Aparicio * Brooks Robinson (ST) Norm Siebern		1987 Cal Ripken (ST) Terry Kennedy (ST)
1965 Milt Pappas (ST)+ Brooks Robinson (ST)		1988 Cal Ripken (ST)+
1966 Steve Barber (DNP) Andy Etchebarren (DNP) Brooks Robinson (ST) Frank Robinson (ST)		1989 Cal Ripken (ST) Mickey Tettleton

MANAGERS: Paul Richards, '61** Hank Bauer, '67; Earl Weaver, '70, '71, '72, '74+, '80; Joe Altobelli, '84.

* - Selected but did not attend due to injury.

+ - Started but not elected.

++ -Honorary Manager.

** - Replaced Casey Stengel, who left Yankees after they won pennant in '60.

1 - Selected for 1st game only.

2 - Selected for 2nd game only.

ALL-STAR GAME NOTES

CAL'S GAME: In '91, **Cal Ripken** became the 4th Oriole to win an All-Star game mvp award when, in the 62nd All-Star Game on July 9 at Toronto's SkyDome, he went 2-for-3 with a 3-run homer off former teammate **Dennis Martinez** to lead the AL to a 4-2 win...See below for more details on previous O's mvps.

In the home run hitting contest the day before the All-Star game, Cal incredibly hit 12 home runs at the SkyDome in 22 swings to lead the AL to a 20-7 pasting of the NL.

ALL-STAR STARTS: Ripken started his 8th straight All-Star game, becoming the 1st AL shortstop to start in an All-Star game 8 years (consecutive

or not), surpassing **Joe Cronin** who started 7 years for the Red Sox and Senators (1933-34-35-37-38- 39-41) ...(**Luis Aparicio** started in 8 All-Star games, but they were only over 6 years (2 in 1959 and 2 in 1962)...**Ozzie Smith**, who has started the last 9 games, holds the NL record. Cal is the only player to start for the AL the last 8 years.

Cal extended his Orioles club record for most consecutive All-Star starts. **Brooks Robinson** is 2nd with 5, '64 thru '68, and still holds the Orioles standard for most overall starts (10 years, 11 games—2 in '61).

Cal has been the elected starter in 7 of his 8 starts ('84 thru '87, '89-'91). In '88, Cal finished 2nd in the voting to the Tigers' **Alan Trammell**, but started anyway when the Detroit star had to withdraw because of injury.

Eight different Orioles have been selected starters in 22 years of fan voting. In addition to Cal and Brooks, Orioles who have been chosen to starting berths are **Boog Powell** and **Frank Robinson** (2 each), and **Bobby Grich**, **Ken Singleton**, **Eddie Murray** and **Terry Kennedy** (once each).

ALL-STAR APPEARANCES: Cal's 9 All-Star selections are 2nd in Orioles history behind **Brooks'** 15 (in consecutive years). **Eddie Murray** ranks behind Cal with 7. Only one shortstop in Major League history has been an All-Star more years: **Ozzie Smith** with 11 ('81-'91).

VOTING HISTORY: Traditionally, the All-Star voting was entrusted to the fans, but after the '57 ballot box stuffing incident in Cincinnati, the responsibility for picking the starting team was passed to the players for 12 years ('58 thru '69).

Selection of the starters returned to the public in '70 through the courtesy of the Gillette Company in cooperation with Major League Baseball. For the last 5 years ('87 thru '91), *USA Today* has sponsored the balloting process.

ORIOLES ALL-STAR MVPs: Before Cal Ripken was chosen, the Orioles produced 3 other All-Star mvps:

Billy O'Dell ('58), the former O's left-hander, hurled the last 3 innings of the only All-Star Game ever played in Baltimore. He retired all 9 batters he faced to protect a one-run lead, giving the AL a 4-3 win before a Memorial Stadium crowd of 48,829.

Brooks Robinson ('66) won his trophy in St Louis on the strength of a 3-for-4 effort including a triple and an 8-for-8 performance afield. He was the 1st player from a losing team to be so honored.

Frank Robinson's ('71) 4th inning homer at Detroit put the AL on top to stay, and earned him mvp honors. It was the AL's 1st All-Star victory since '62, and its last until '83...However, the junior circuit is now on a streak of its own, having won 4 in a row and 6 of the last 9.

ORIOLES ALL-STAR HOMERS: In '91, Cal became the 4th Oriole to homer in All-Star play joining Brooks (7/11/67 at Anaheim off **Fergie Jenkins**, none on; Frank (7/13/71 at Detroit off **Dock Ellis**, one on) and **Ken Singleton** (8/9/81 at Cleveland off **Tom Seaver**, none on).



ORIOLES POST-SEASON NOTES

ALCS: The Orioles are 18-8 (.692) in ALCS.

The O's won the first 10 ALCS games they played (including the first 9 ever played) ... They swept the Twins twice ('69-'70) and A's ('71) in the first 3 ALCS, then won game #1 against Oakland in '73 before losing the 2nd game that year ... The Orioles are 9-4 at home and on the road.

WORLD SERIES: Baltimore has gone 3-3 in 6 WS, but has a .576 pct. in games (19-14) ... The Birds are 10-7 at home and 9-7 on the road.

POST-SEASON TOTAL: In 59 post-season games, the O's are 37-22 (.627). They are 19-11 at home and 18-11 away.

ATTENDANCE: In 26 ALCS games, the O's have played to 1,013, 997, an average of 39,000. They've played 13 of those at home and have drawn 544,691 (average 41,899).

In 33 WS games attendance has totaled 1,769,179 (average 53,611). At home for 17 WS dates the Birds have pulled 877,518 (average 51,619).

The Orioles' 59 total post-season games have attracted 2,783,176 (average 47,172). At Memorial Stadium there have been 30 post-season events which have drawn a total of 1,422,209 (average 47,407.)

The 3 biggest crowds to watch the O's in a WS were games 5, 4 & 3 (67,064; 66,947 and 65,792) of '83, all at Philadelphia. The largest attendance for a WS game in Baltimore was 54,458 for game #4 (final game) vs. Dodgers in '66.

The biggest house for an Orioles LCS game was 52,787 for game #1 at Baltimore vs. the Angels in '79 (the "Tonight, Let It Be Lowenstein" game).

ORIOLES CHAMPIONSHIP SERIES SUMMARY

Game No.	Date	Site	Line Score	Attendance
1969				
1	10/4 (Sat.)	BAL.	Min. 3- 4-2 Bal. 4-10-1 (12) J. Perry, Perranoski (9) (L) Cuellar, Richert (9), Watt (10), Lopez (12), D. Hall (12) (W) HR: F. Robinson, Belanger, Powell, Oliva GWRBI: Blair	39,324
2	10/5 (Sun.)	BAL.	Min. 0- 3-1 Bal. 1- 8-0 (11) Boswell (L), Perranoski (11) McNally (W) HR: None GWRBI: Motton	41,704
3	10/6 (Mon.)	MIN.	Bal. 11-18-0 Min. 2-10-2 Palmer (W) R. Miller (L), Woodson (2), T. Hall (4), Worthington (5), Grzenda (6), Chance (7), Perranoski (9) HR: Blair GWRBI: Hendricks	32,735 (113,763)
1970				
1	10/3 (Sat.)	MIN.	Bal. 10-13-0 Min. 6-11-2 Cuellar, D. Hall (5) (W) J. Perry (L), Zepp (4), Woodson (5), Williams (6), Perranoski (9) HR: Cuellar (3 on, J. Perry), Buford, Powell, Killebrew GWRBI: B. Robinson	26,847
2	10/4 (Sun.)	MIN.	Bal. 11-13-0 Min. 3- 6-2 McNally (W) T. Hall (L), Zepp (4), Williams (5), Perranoski (8), Tiant (9) HR: F. Robinson, Killebrew, Oliva, D. Johnson GWRBI: Powell	27,490
3	10/5 (Mon.)	BAL.	Min. 1- 7-2 Bal. 6-10-0 Kaat (L), Blyleven (3), T. Hall (5), J. Perry (7) Palmer (W) HR: D. Johnson GWRBI: Powell	27,608 (81,945)
1971				
1	10/3 (Sun.)	BAL.	Oak. 3- 9-0 Bal. 5- 7-1 Blue (L), Fingers (8) McNally (W), Watt (8) (S) HR: None GWRBI: Blair	42,621
2	10/4 (Mon.)	BAL.	Oak. 1- 6-0 Bal. 5- 7-0 Hunter (L) Cuellar (W) HR: B. Robinson, Powell-2, Hendricks GWRBI: B. Robinson	35,003
3	10/5 (Tue.)	OAK.	Bal. 5-12-0 Oak. 3- 7-0 Palmer (W) Segui (L), Fingers (5), Knowles (7), Locker (7), Grant (8) HR: Jackson-2, Bando GWRBI: B. Robinson	33,176 (110,800)
1973				
1	10/6 (Sat.)	BAL.	Oak. 0- 5-1 Bal. 6-12-0 Blue (L), Pina (1), Odom (3) Fingers (8) Palmer (W) HR: None GWRBI: T. Davis	41,279
2	10/7 (Sun.)	BAL.	Oak. 6- 9-0 Bal. 3- 8-0 Hunter (W), Fingers (8) (S) McNally (L), Reynolds (8), G. Jackson (9) HR: Campaneris, Rudi, Bando-2 GWRBI: Rudi	48,425
3	10/9 (Tue.)	OAK.	Bal. 1- 3-0 Oak. 2- 4-3 (11) Cuellar (L) Holtzman (W) HR: Williams, Campaneris GWRBI: Campaneris	34,367
4	10/10 (Wed.)	OAK.	Bal. 5- 8-0 Oak. 4- 7-0 Palmer, Reynolds (2), Watt (7) G. Jackson (7) (W) Blue, Fingers (7) (L) HR: Etchebarren, Grich GWRBI: Grich	27,497
5	10/11 (Thu.)	OAK.	Bal. 0- 5-2 Oak. 3- 7-0 Alexander (L), Palmer (4) Hunter (W) HR: None GWRBI: Rudi	24,265 (175,833)

Game No.	Date	Site	Line	Score	Attendance
1983					
1	10/11 (Tue.)	BAL.	Pha. 2- 5-0 Bal. 1- 5-1	Denny (W), Holland (8) (S) McGregor (L), Stewart (9), T. Martinez (9) HR: Dwyer, Morgan, Maddox GWRBI: Maddox	52,204
2	10/12 (Wed.)	BAL.	Pha. 1- 3-0 Bal. 4- 9-1 HR: Lowenstein	Hudson (L), Hernandez (5), Andersen (6), Reed (8) Boddicker (W) GWRBI: Dempsey	52,132
3	10/14 (Fri.)	PHA.	Bal. 3- 6-1 Pha. 2- 8-2 HR: Matthews, Morgan, Ford	Flanagan, Palmer (5) (W), Stewart (7), T. Martinez (9) (S) Carlton (L), Holland (7) GWRBI: None	65,792
4	10/15 (Sat.)	PHA.	Bal. 5-10-1 Pha. 4-10-0 HR: None GWRBI: Shelby	Davis (W), Stewart (6), T. Martinez (8) (S) Denny (L), Hernandez (6), Reed (6), L. Andersen (8)	66,947
5	10/16 (Sun.)	PHA.	Bal. 5- 5-0 Pha. 0- 5-1 HR: Murray-2, Dempsey GWRBI: Murray	McGregor (W) Hudson (L), Bystrom (5), Hernandez (6), Reed (9)	67,064 (304,138) (1,769,179)

WORLD SERIES SHARES

Here are the individual shares that Baltimore players received over the years:

1960	\$ 1,154.68	(2nd place)	1973	\$ 7,469.77	(1st place East)
1961	946.17	(3rd place)	1974	7,394.76	(1st place East)
1963	740.85	(4th place)	1975	1,245.15	(2nd place East)
1964	971.85	(3rd place)	1976	1,652.12	(2nd place East)
1965	1,187.07	(3rd place)	1977	1,173.30	(2nd place East)
1966	11,683.04	(World Champions)	1979	22,113.94	(A.L. Champions)
1968	1,904.04	(2nd place)	1980	2,668.71	(2nd place East)
1969	14,904.21	(A.L. Champions)	1981	757.87	(3rd place East)
1970	18,215.78	(World Champions)	1982	2,926.54	(2nd place East)
1971	13,906.46	(A.L. Champions)	1983	65,487.50	(World Champions)
1972	330.88	(3rd place East)	1989	7,078.66	(2nd place East)
				\$185,913.35	- Total

* Though the O's had 2nd best full season record in A.L. East, they received only 3rd place money because New York and Milwaukee each won half-season championships.

** The O's voted 29 full shares in '83... The Phillies' (losers) share in '83 was \$44,473.31. They, too, voted 29 full shares.

Note: In '90, the World Champion Twins earned \$119,579.66 per full share — an all-time record. The Braves' share of \$73,323.41 fell short of the losers' record, \$86,220.89, that the A's earned after losing to the Dodgers in '88.

4 ORIOLES HAVE HOMERED 1ST TIME UP IN WORLD SERIES

Among the 21 players who homered in their first lifetime World Series plate appearances are the following four Orioles:

Brooks Robinson ('66 vs Dodgers), **Don Buford** ('69 vs Mets), **Doug DeCinces** ('79 vs Pirates), and **Jim Dwyer** ('83 vs Phillies).

EASY MAGIC NUMBER FORMULAS

This was suggested by veteran Baltimore *EVENING SUN* baseball writer, **Jim Henneman**: Add trailing club's losses to leading team's wins:

Subtract the sum from 162, then add one:
That is your magic number.

This one from a Baltimore baseball fan, **Michael McCoy**: Subtract the leader's wins and the trailing team's losses from 163, i.e.:

Magic Number = 163 - LW - TL.

THE ORIOLES—PAST AND PRESENT

Major League Baseball returned to the City of Baltimore in 1954 after an absence of more than half a century.

The transfer of the St. Louis Browns to Baltimore represented the first inter-city shift of an American League club in 52 seasons. Ironically, it was Baltimore that had been victimized in the last previous move. The Orioles, a charter franchise in the league when it was founded in '01, moved to New York under shadowy circumstances for \$18,000 after the '02 season. There, they were renamed, 1st the "Highlanders," then later—gasp!—the "Yankees."

Some 38 seasons have elapsed since the Orioles set up shop at 33rd & Ellerslie. During that time, they have finished 1st 8 times, captured 6 American League pennants and won 3 World Series. They've also been runners-up 9 times, and have placed in the 1st division 22 times (all in the last 32 years). During these last 32 seasons, they have the best won-lost percentage in major league baseball (.549, see page 34 for more details). The Orioles have enjoyed 26 winning seasons, including, at one stretch, 18 in a row from '68 thru '85.

Though the O's have maintained the winningest record in the majors for the past 32 years, it was really from '60, when they nearly won their 1st pennant, thru '83, when they captured their last, that they dominated major league baseball.

During that 24-year period, they were 612 games over .500 (2206-1594), .581) and held a 99½ game edge over the majors' 2nd best club of that era, the Yankees.

IN THE BEGINNING

A winning tradition is not peculiar to the modern Orioles, however. It took root in Baltimore a long time ago. There are no fewer than 22 former Orioles players in the Baseball Hall of Fame at Cooperstown, and 15 of them played here before 1954 (see page 120).

The history of professional baseball in Baltimore dates back 120 years to 1872, when the city was represented in the National Association, an important forerunner of today's major leagues.

Baltimore's baseball heritage was richly embellished in the formative years by:

- A left-hander named **Matt Kilroy**, who won 46 games for the American Association O's in 1887;
- Three straight National League pennant winners ('94, '95, '96), a Team that would ultimately produce 6 Hall of Famers;
- The manager of that championship team, an innovative man named **Ned Hanlon**, who with the help of his talented athletes did much to shape the future of baseball strategy;
- Legendary all-time greats **Babe Ruth**, **Lefty Grove**, and **John McGraw** to name a few;
- **Jack Dunn**, whose name has long been synonymous with baseball in Baltimore. An infielder and pitcher with the city's original AL franchise, Dunn subsequently owned and managed the International League Orioles for 22 eventful seasons from 1907 thru 1928.

Among his many achievements: signing **Ruth** to his 1st professional contract, and winning 7 straight pennants from 1919 thru 1925. It was the **Dunn** family that kept professional baseball alive and well in Baltimore most of those 51 years between big league franchises;

- And, by a crowd of 52,833 that attended a Little World Series game at Municipal Stadium (on the same site as Memorial Stadium) between the Orioles and Louisville Colonels on Oct. 9, 1944. That same afternoon in St. Louis, the Cardinals and Browns played the decisive 6th game of the World Series before a crowd that was 20,203 smaller at Sportsman's Park (att: 31,630).

RETURN TO THE MAJORS

Officially, the American League returned to Baltimore on Sep 29, 1953. That was the day American League owners, meeting in New York, unanimously approved the purchase of a controlling interest in the St. Louis Browns from previous owner **Bill Veeck** by a group of Baltimore negotiators, led by Mayor **Tommy D'Alesandro Jr.** ("Old Tommy") and attorney **Clarence Miles**, who became the club's 1st president. The purchase price was \$2,475,000.

Unfortunately, only the name on the uniforms had changed. In '54, the Orioles were merely the Browns transplanted. They were essentially the same team that had finished in the 2nd division for so many years in St. Louis (see "St. Louis Browns" below).

The Birds, under the likable veteran manager **Jimmy Dykes**, lost 100 games that season while winning only 54. But, as poor as that record was, it wasn't bad enough to finish last. Happily, that dubious honor belonged to the Philadelphia A's with a record of 51-103.

The Orioles' escape from the basement that year allowed them to maintain a notable distinction for 32 years. They had never finished last until the string finally ran out in 1986.

THE START OF SOMETHING BIG

The Orioles took the 1st big step in the right direction on Sep 14, 1954, when they hired White Sox Manager **Paul Richards** to come aboard as both manager and general manager, succeeding **Dykes** and **Arthur Ehlers Richards**, a native of Waxahachie, Texas, and a catcher for the World Champion Detroit Tigers in '45, was a highly regarded strategist and a fine handler of pitchers. In Baltimore, he also became an aggressive administrator.

Not long after he arrived, **Richards** engineered a 17-player deal with the Yankees, probably the biggest in baseball history (see pxxx for details). The O's gave up **Bob Turley**, **Don Larsen**, shortstop **Bill Hunter** and 5 others. Among the 9 who came to Baltimore were 2 who proved to be very special: **Gus Triandos**, the Orioles' 1st legitimate long ball threat, and a slick fielding, crowd-pleasing shortstop named **Willy Miranda**. Those 2 helped keep the fans happy during those early years while the club struggled toward legitimacy.

In '55, **Richards** kept the revolving door well greased. A total of 54 players wore the black and orange that year, including 23 pitchers. While "Tall Paul" was wheeling and dealing at all levels, his farm department (**Jim McLaughlin** and **Harry Dalton**) was also pursuing young amateur talent at a relentless pace all over the country.

Among those prospects was a kid from Little Rock, named **Brooks Robinson**, who would develop into the best fielding 3rd baseman of all-time, and would spend 23 seasons in an Orioles uniform before moving up a level to the Hall of Fame in Cooperstown.

Gradually, the Orioles began to improve. In '57, **Richards**' 3rd season in Baltimore, the Birds finished at .500 (76-76) for the 1st time. In '60, with a club comprising 10 regulars in their 20's, 7 of them rookies, the Birds nearly won their 1st pennant.

Richards was particularly adept at reconstructing the careers of fading veterans and developing young pitchers. During his reign, the Orioles became famous for the "Kiddie Korps", a passel of hard-throwing youngsters who pitched in Baltimore from the mid-50's to the early 60s.

THE NEXT STEP UP

In the fall of '58, the Orioles hired the Yankees' highly respected farm director **Lee MacPhail** as general manager, replacing **Richards** who nevertheless remained as field manager (until Sep '61). **MacPhail** improved the fiscal and administrative efficiency of the operation and increased the productivity of the club's minor league system...He also made some brilliant deals.

After the near miss of '60, the Orioles set a club record with 95 wins in '61 while **Diamond Jim Gentile**, acquired the year before from the Dodgers, gave Orioles fans an unprecedented show of power and production (46 home runs, including a major league record-tying 5 grand slams, and 141 rbi).

In '64, another near miss under the direction of "Manager of the Year" **Hank Bauer** who replaced **Billy Hitchcock** that season. The Birds finished 3rd, but only 2 games back of the pennant-winning Yankees and produced their 1st American League MVP - **Brooks Robinson**.

MacPhail left the Orioles after the '65 season to join Baseball Commissioner **William D. "Spike" Eckert** as his principal advisor, but not before negotiating what was arguably the most important trade in the ballclub's history. It was the deal that brought National League superstar **Frank Robinson** from Cincinnati in exchange for the best pitcher the Orioles had ever had to that point, **Milt Pappas**.

THE LAND OF PLEASANT LIVING

Just before **MacPhail** departed, **Jerry Hoffberger** and his family acquired a controlling interest in the franchise. The **Hoffbergers** owned the Baltimore-based National Brewing Company, and their highly successful advertising theme for many years was based on the concept that the Chesapeake Bay area was "The Land of Pleasant Living."

That was surely true for the Orioles who went on to enjoy a golden age of on-the-field prosperity. Over the next 6 seasons, the Orioles would win four pennants and in a period of 9 years would finish first six times.

Hoffberger brought **Frank Cashen** from the brewery to serve as executive vice president, and promoted the club's talented farm director, **Harry Dalton**, to run the baseball program.

In '66, the Orioles not only won their 1st pennant, under **Hank Bauer**, they shocked the baseball world by sweeping the heavily favored Dodgers in 4 straight. **Frank Robinson**, in his 1st AL season, won the Triple Crown (.316, 49 hr, 122 rbi), and was mvp of both the American League and the World Series.

It had taken a player of **Frank's** stature to put the O's over the top, but the club was already blessed with considerable talent; players like **Brooks Robinson**, **Luis Aparicio** and **Jim Palmer** who would later join **Frank** in the Hall of Fame, long ball hitting 1st baseman **Boog Powell**, rookie 2nd baseman **Dave Johnson**, perennial Gold Glove centerfielder **Paul Blair**, and a couple of pitchers named **Jim Palmer** and **Dave McNally**, still the top 2 winners in Orioles history. All but **Frank** and **Aparicio** were products of the O's fertile farm system.

The O's slumped badly in '67 and were going nowhere in '68 at the All-Star break when **Dalton** replaced **Bauer** with his longtime associate **Earl Weaver**. The feisty 5'8" St. Louisan had enjoyed a remarkable career as a manager in the O's farm system. Over the next 14½ years he would experience even greater success at the major league level.

Having added the ultimate leadoff man (**Don Buford**), and a talented left handed pitcher (**Mike Cuellar**), and having replaced one Gold Glove for another at shortstop (**Mark Belanger** for **Aparicio**), the O's with **Dalton** at the controls of the baseball operation, would reign over the American League for the next 3 years.

In '69, '70 & '71, they became only the 3rd club in history to win 100 or more games for 3 straight years. They won the division title by 19, 15, and 12 games, and swept the first 3 American League Championship Series, 3 games to none, over the Twins twice and A's once.

Following a humiliating loss to the New York Mets in the '69 World Series, the O's bounced back in '70 and took the Cincinnati Reds in a 5-game series that was thoroughly dominated by the brilliance of **Brooks Robinson**.

In '70, the O's had three 20-game winners (**McNally**, **Palmer** & **Mike Cuellar**); the next year they had 4 (add **Pat Dobson**), a feat that had

occurred only once before in major league history, and hasn't happened since.

THAT OLD GANG OF MINE

After the Orioles lost a heartbreaking 7-game World Series to the Pirates in '71, **Dalton** left the ballclub to run the California Angels, and Executive VP **Cashen** added the responsibility for player personnel to his job description.

After their 4 pennants in 6 seasons, the O's began to perform some major surgery. **Frank Robinson** was traded and a year later, so were **Dave Johnson**, **Buford** and others.

The '72 season was grim but with youngsters like **Bobby Grich**, **Don Baylor**, **Al Bumbry** and **Richie Coggins** joining forces with **Boog Blair**, **Brooks**, and all those talented starters, the O's regained the division championship in '73, and defied the odds to win it again in '74.

On Aug 28, '74, the O's were in 4th place, 8 games behind the 1st-place Red Sox. When the smoke cleared 5 weeks later, the O's, who had gone 284 during that stretch, were on top of the heap, a shade ahead of the 2nd place Yankees, and a full 8 games up on the 3rd place Bosox.

THE PETERS PRINCIPLE

Cashen, who had acquired **Ken Singleton**, **Mike Torrez** and **Lee May** in a couple of glittering trades the previous winter, returned to the beer business after the '75 season. He was replaced by the widely respected & highly capable career baseball executive, **Hank Peters**, who had most recently served as president of the National Association (the minor leagues).

Not long after his arrival, **Peters** shook up the Orioles, trading for the flamboyant long-ball hitting **Reggie Jackson**. But of more long term significance was the 10-player deal he constructed with the Yankees in June '76. Three of the 5 players acquired in that transition contributed greatly to the Orioles many successes over the next decade: **Rick Dempsey**, **Tippy Martinez** and **Scott McGregor**.

The Orioles remained competitive well into the 80's despite serious losses from the new free agent re-entry system adopted in '76. **Peters'** Yankee deal, plus a fine farm system harvest in the early '70's which produced **Eddie Murray**, **Mike Flanagan** and **Rich Dauer** among others, helped the cause immeasurably (from '76 thru '83, the O's won 2 golds and 5 silvers in 8 years).

THE BALTIMORE-WASHINGTON CONNECTION

In '79, right after the O's had lost a second 7-game World Series to the Pirates, the internationally renowned Washington attorney, **Edward Bennett Williams**, completed the purchase of the ballclub in its entirety.

Williams brought with him a new regional marketing concept designed to expand the Orioles appeal over a wider geographic area. The plan was to add metropolitan Washington and states to the south to a drawing area that had been basically limited to Maryland and parts of Pennsylvania and Delaware.

The program has met with popular acceptance by baseball fans all over "Birdland". Despite the Orioles below-average performance on the field in 5 of the past 6 seasons, attendance at Memorial Stadium has averaged over 2 million per year in that period.

In the 1st 4 years of the **Williams-Peters** administration, the O's nearly captured 3 pennants though they had to settle for one. They won 100 games in '80 and finished 2nd, 3 games back of the Yankees; played the Brewers for the division championship on the final day of the '82 season and lost; then won it all in '83.

There were some remarkable achievements during that period. In '80, for example, there was a 5-game series against the Yankees in Baltimore that drew 249,605, the largest turnout in history for a single series.

Then there was '82 when the O's went 33-10 (starting Aug 10) down the stretch to tie the Brewers on the next-to-last day of the season by beating them in 3 straight pressure-packed games at Memorial Stadium. On the climatic day, however, the Brewers won big, to clinch their 1st division championship.

Yet, despite that crushing defeat, most of more than over 51,000 fans remained in their seats for a full 45 minutes afterward. They stayed to applaud the players for their down-to-the-wire effort and to say goodbye to the manager, **Earl Weaver**, whose retirement had officially begun at game's end.

The emotion expressed so warmly and spontaneously by those loyal Orioles fans made it difficult to tell, in the dusk of that autumn afternoon, who had won the game and who had lost.

It was in '82 also that the son of the Orioles 3rd base coach, **Cal Ripken Jr.**, took his place in the Orioles starting lineup, a position he has not relinquished since-even for one game, and joined with **Eddie Murray**, the Orioles all-time home run champion, to form an awesome 1-2 punch.

THE LAST HURRAH — FOR AWHILE

Joe Altobelli, an old Orioles organization veteran who'd been on a 6-year sabbatical, replaced **Earl Weaver** in '83, and right off the bat led the club to that elusive 3rd world championship.

They won their division by 6 games, then defeated the White Sox at Comiskey Park in a decisive Game #4 of the ALCS, breaking a scoreless tie on a dramatic 10th inning home run by the newest Oriole, **Tito Landrum**.

The Orioles, who had never lost the first game of a post-season event, dropped both of them in '83, and each time a gritty complete game effort by **Mike Boddicker** in game #2 restored the balance.

After splitting the 1st 2 World Series games in Baltimore, the action shifted 90 miles north to Veterans Stadium where the Phillies boasted the best home record in the National League...But, the Orioles swept the 3 Philadelphia games, then cruised happily home down 1-95 with their 3rd world title in hand.

In the 5th and final game, **Rick Dempsey** homered and doubled to clinch the World Series "mvp" award and **Eddie Murray** hit 2 electrifying home runs while **Scott McGregor** was blanking the Phillies on 5 hits.

The '83 champions boasted 2 dominating players in **Murray** and **Ripken**, and excellent pitching. But, most observers credited the club's many "role" players with making the difference, for getting the most out of their abilities while submerging their own egos in the interest of winning.

RECONSTRUCTION

After that world championship, the Orioles' success on the field went into decline...The '84 and '85 seasons were modest, though winning ones, but from '86 thru '91, a 6-year span, the O's lost more games than any club in the majors (194-291, .400)...This unaccustomed series of setbacks climaxed in '88 when the Orioles went 0-21 at the start of the season, and ultimately lost a club record 107 games.

By then, however, the Orioles' reconstruction plan had already begun in earnest...**Edward Bennett Williams** had signaled the start of the massive rebuilding project with a series of personnel decisions during the fall of '87. He replaced **Hank Peters** and Farm Director **Tom Giordano** with **Roland Hemond** and **Doug Melvin**, and brought **Frank Robinson** into the policy making process. The following May he appointed as president **Larry Lucchino**, a long-time associate who had been a club vice president as well as the general counsel during most of **Williams'** tenure as club owner.

At the same time, **Williams** renewed his commitment to restore the club to its customary level of competitiveness by redeveloping the farm system, and returning to fundamentals. When he passed away in August '88, the pieces were in place for an orderly takeover by **Eli Jacobs'** new ownership group which is equally dedicated to a bright Orioles future.

The Orioles success in '89, going down to the final weekend before conceding the division championship to Toronto, was as surprising as it was exciting, but no one in the organization expected that kind of dramatic improvement so quickly, just as no one thought that the reconstruction project was nearing completion.

There is still much work to be done, and there is never a guarantee of success in baseball. However, the club's commitment to fundamentals and to a strong farm system, and the acquisition of key players to fill the gaps of talent, provides encouragement that the Orioles will soon again take their place among the consistent contenders as they enter a new era with a move to a beautiful downtown ballpark.

EPILOGUE

Despite the club's losing record in 5 of the last 6 seasons, the Orioles still bear 2 very proud distinctions:

They have been the winningest team in baseball since the start of divisional play in '69, and they have also compiled the game's best won-lost record over the last 32 years (see page 34).

THE ST LOUIS BROWNS

The St Louis Browns, the franchise from which the current Orioles descend, originated in Milwaukee in '01, the American League's 1st season. Before the '02 season began, the franchise had moved to St Louis. It was after that same campaign that the original AL Orioles went to New York. The Browns, who took the name that originated with St Louis teams in the late 1800s, played 52 seasons ('02-'53) in St Louis and were probably the most consistently bad club in major league history. They were 3,416-4,466 (.433 (that's more than 1,000 games under .500); wound up in the 2nd division (5th thru 8th) 40 times; won just one pennant ('44, a war year), and finished 2nd only twice ('02 & '22).

George Sisler, one of 12 Hall of Famers who played and/or managed for the Browns was certainly the club's all-time best (and most significant) player. He would do credit to any franchise. In 13 seasons with the Brownies ('15 thru '27), he twice hit over .400 ('20-.407, '22-.420) and had a career average of .340.

Another outstanding contributor was outfielder **Ken Williams**. He is not in the Hall of Fame, but he hit over .300 nine times in 10 St Louis seasons and in '22 batted .332 with 34 doubles, 39 homers and 155 rbi. He was the home run champion that year with 4 more than **Babe Ruth**, and was the 1st ever to join the so-called "30-30" club-30 or more steals and 30 or more homers in the same year.

As you can see, '22 was a big year for both **Sisler** and **Williams** and the Browns set a club record for wins-93 (it was the only time in the history of the franchise that they reached the 90-victory level). They finished 2nd, one game back of the Yankees.

Despite the heroics of **Sisler** and **Williams**, however, when fans recall the Browns, they probably think 1st of a couple of guys named **Gray** and **Gaedel**.

Pete Gray, who had only one arm (his left), appeared in 77 games for the Browns in '45 (the last wartime season) at the age of 28. He batted .218 (234-51) with no homers and 13 rbi, and never returned to the big time.

The appearance of **Eddie Gaedel**, at 3'7" and 65 pounds, was a product of club owner **Bill Veeck's** creative genius...The 26-year old signed in '51 as a pinch hitter and, in his only plate appearance, he did what he was paid for, he drew a walk.

As a surprise pinch hitter for leadoff batter **Frank Saucier** in the home half of the 1st inning, little **Eddie** was walked on 4 pitches by Detroit pitcher **Bob Cain**, then was promptly replaced by pinch runner **Jim Delsing**.

The '44 AL pennant winners went 89-65 to finish one game ahead of the Tigers. They lost the World Series in 6 games played entirely in one

stadium (Sportsman's Park was also the regular season home of the Cardinals). The Browns won games #1 and #3 behind **Denny Galehouse** and **Jack Kramer**, respectively. The Browns' only home run in the series was hit by 1st baseman **George McQuinn**.

In June '51, **Bill DeWitt**, who had been with the Browns since '16 (when **Branch Rickey** was gm), and his brother, **Charles**, sold their controlling interest to **Bill Veeck**. He operated the club for the next 2½ seasons. Twice in '53, **Veeck** attempted to bring the franchise to Baltimore himself, but could not get the necessary approval from American League owners...Subsequently (Sep 29, '53), he sold his holdings to a group of Baltimore businessmen and the transfer was approved unanimously.

ST LOUIS BROWNS HALL OF FAME

The Browns are gone, but not forgotten. The St Louis Browns Fan Club, organized by Maryville College Professor **Bill Borst** in '84, is alive and well. In '85 the club even established a Browns Hall of Fame on the campus at Maryville (in St. Louis). The following 27 members have been elected since then (Baseball Hall of Famers in **boldface**):

Beau Bell (of), Harland Clift (3b), Johnny Berardino (if), Mark Christmas (3b), Bob Dillinger (3b), **Rick Ferrell** (c), Denny Galehouse (p), Ned Garver (p), Don Gutteridge (2b), "Baby Doll" Jacobson (of), Jack Kramer (p), Chet Laabs (of), George McQuinn (1b), Bob Muncrief (p), Bobo Newsom (p), **Satchell Paige** (p), Nelson Potter (p), Hank Severeid (c), Luke Sewell (mgr), Urban Shocker (p), Roy Sievers (of-lb), **George Sisler** (1b-mgr), Vern Stephens (ss), George Stone (of), John Tobin (of), **Bobby Wallace** (ss-mgr), Ken Williams (of).

ORIOLES ENSHRINED AT COOPERSTOWN

Jim Palmer, selected to the Baseball Hall of Fame in 1990, was the 7th modern Oriole to be chosen, the 6th in a 9-year period (starting '82).

He was also the 3rd Oriole, along with **Frank** and **Brooks Robinson**, to be selected in his 1st year of eligibility...They are 3 of only 23 1st ballot electees (including '92 inductee **Tom Seaver**)* among the 211 Hall of Fame members.

Jim polled 92.6% of the total vote (411 of 444 ballots cast), the highest percentage ever by an Oriole, and 3rd among Hall of Fame pitchers behind **Seaver** (98.8%, 425 of 430), and the legendary **Bob Feller** (93.75% in '62). Seaver's percentage was the highest ever recorded in a Baseball Hall of Fame election.

Jim, Frank and Brooks are the only three Hall of Famers wearing modern Orioles uniforms in their official busts/portraits.

*The other player elected in '92, **Rollie Fingers**, was on the ballot for the 2nd time. He received 81.2% of the vote (349 of 430).

MODERN ORIOLES IN BASEBALL HALL OF FAME

Robin Roberts ('76, 87%)	George Kell ('83, VCS+)
Frank Robinson ('82, 89%)	Luis Aparicio ('84, 85%)
Brooks Robinson ('83, 92%)	Hoyt Wilhelm ('85, 84%)
	Jim Palmer ('90, 93%)

+Veterans' Committee Selection

Fifteen others who played and/or managed for the Orioles during the Orioles' early days of Baltimore's rich baseball heritage are also enshrined in the Hall:

"OLD" ORIOLES IN BASEBALL HALL OF FAME

Frank "Home Run" Baker (3b)	Hughie Jennings (ss)
Charles "Chief" Bender (rhp)	"Wee Willie" Keeler (of)
Roger Bresnahan (c)	Joe Kelley (of-if)
Dan Brouthers (1b)	"Rube" Marquard (lhp)
William "Candy" Cummings (rhp)	Joe "Iron Man" McGinnity (rhp)
Robert M. "Lefty" Grove (lhp)	John McGraw (mgr, 3b)
Rogers Hornsby (2b)	Wilbert Robinson (mgr, c)
George Herman "Babe" Ruth (of)	

3 More: There are 3 additional Hall of Famers to have represented the Orioles, though not as players: **George Weiss**, who immortalized himself as a general manager of the Yankees, served part of his apprenticeship as an International League Orioles general manager; the late **Luke Appling**, a legendary hitter/shortstop for the White Sox, coached one year under Birds' Manager **Billy Hitchcock**, and the late **Burleigh Grimes**, the famous spitball pitcher who won 270 games in the majors, scouted for the Orioles from '60 thru '71.

Notes: **John McGraw** had a .334 lifetime batting average in 16 big league seasons, but was elected to the Hall of Fame primarily because of his achievements as a manager...The same is true of his buddy, **Wilbert Robinson**. **Rube Marquard** pitched only 30 innings for the Orioles, all in '27.

Baltimore-born **Babe Ruth** signed his 1st pro contract with **Jack Dunn** in '14, and made his professional debut with the Orioles (IL) that year as a pitcher...**Chief Bender** was based in Baltimore twice...He pitched for the '27 Orioles (g-18, w-6, l-3) and the '15 Baltimore Terrapins (w-4, l-1) in the ill-fated Federal League.

Other native Marylanders in the Hall of Fame include "**Home Run**" **Babe Trappe**, **Grove** (Lonaconing), and 3 others who never played for the Orioles: **Jimmie Foxx** (Sudlersville), **Judy Johnson** (Snow Hill) and **Kaline** (Balmer).

THE ORIOLES HALL OF FAME

Gene Woodling, the clutch-hitting outfielder who served 3 tours of duty with the Orioles (2 as a player and one as a coach), has been elected to the Orioles Hall of Fame for '92. He became the 23rd player or manager chosen since the hall was initiated in '77.

Woodling, from Medina, Ohio, came here 1st in '55 in the famed 17-player deal (see page 104) from the Yankees, for whom he had played in 5 World Series over 6 seasons. That 1st exposure to Baltimore didn't take, and he was traded to Cleveland in June.

After he returned to Baltimore just before opening day 1958, things were different, and over the next 3 years Gene became a major contributor plus a father confessor to the many young Orioles who were beginning to make their presence felt in the American League.

His best year in Baltimore was 1959, when he was chosen Most Valuable Oriole" after leading the club in batting (.300), rbi (77), doubles (22), total bases (200) and walks (78). Though he reached his 36th birthday during that season, he led the league at the break with a .344 average and was also chosen to play in the All-Star game for the 1st time in his career.

There was no better hitter when the game was on the line than Gene Woodling in his 2nd Baltimore tour, and he seemed to get better as he grew older. His pet hate in baseball was grounding into double plays, and perhaps for that reason he almost never did, even in his late 30s. Gene set career highs in games played (140) in each of his last 2 years with the Orioles.

In '60 he led the club in walks for the 3rd straight year, and in that season compiled a .398 on-base percentage. Perhaps the one at bat that best describes the toughness and concentration of Gene Woodling was the night in Aug of '60, when he was batting in the 3rd inning against the Indians' **Dick Stigman**. The O's were trailing 3-0, and the bases were

loaded when Stigman knocked Gene down with a high and inside pitch. He got up, dusted himself off, then hit the next pitch out of the ball park for what turned out to be a game-winning grand slam home run.

Gene went to the expansion Senators the following season, and batted .313 that 1st year ('60). He retired after the '62 season, which he split between the Senators and Mets. Later, he returned to the Orioles for a 4-year tour as 1st base and batting coach under his old Yankee teammate **Hank Bauer**, then the Orioles manager.

The newest Orioles Hall of Famer was chosen by the veterans committee, a group of some 25 senior representatives from the sports media, the Oriole Advocates and the Orioles front office. To be eligible for veterans committee selection, the candidate must have ceased serving in the capacity of consideration for at least 20 years.

The veterans committee was formed in '89 in an effort to offset any injustices inflicted on those who might have been passed over unfairly by younger voters not familiar with the extent of their contributions to the Orioles. Four other Orioles have gained admission to the O's Hall of Fame by veterans vote: **Stu Miller**, **Jim Gentile**, **Hank Bauer** and **Hal "Skinny" Brown**.

The regular Orioles Hall of Fame vote, by a constituency of some 80 people comprising sports writers and announcers, Oriole Advocates and Orioles personnel, produced no winners for the 2nd year in a row.

The procedures in both elections are based on those used by the National Baseball Hall of Fame, requiring mention on 75% of ballots cast. Candidates, to be eligible for either selection process, must have served a minimum of 3 full years with the Orioles.

To be eligible for the regular election, a player, manager or coach must have ceased serving in the position for which he was nominated for at least one year.

ORIOLES HALL OF FAME MEMBERS

Brooks Robinson, 3b ('77)	Milt Pappas, rhp ('85)
Frank Robinson, of ('77)	Jim Palmer, rhp ('86)
Dave McNally, lhp ('78)	Ken Singleton, of ('86)
Boog Powell, 1b ('79)	Al Bumbry, of ('87)
Gus Triandos, c ('81)	Steve Barber, lhp ('88)
Luis Aparicio, ss ('82)	Jim Gentile, 1b ('89)
Mike Cuellar, lhp ('82)	Stu Miller, rhp ('89)
Mark Belanger, ss ('83)	Dick Hall, rhp ('89)
Earl Weaver, mgr ('83)	Hank Bauer, mgr ('90)
Paul Blair, of ('84)	Scott McGregor, lhp ('90)
Paul Richards, mgr ('84)	Hal Brown, rhp ('91)

Gene Woodling, of ('92)

The Orioles Hall of Fame was conceived in '77 by the Oriole Advocates at the suggestion of 2 former presidents, **Allen Barrett** and **Jack Buckley**, both of whom have since passed away. The Advocates continue to administer the annual elections, this year under the direction of Hall of Fame Committee chairmen **Bob Bates**, DDS, and **Fred Goodwin**.

ORIOLE ADVOCATES

The Oriole Advocates, Inc is a unique non-profit organization, dedicated to promoting and stimulating interest in the game of baseball at both the amateur and professional levels. Founded in July, 1960, the Advocates will celebrate their 32nd anniversary this summer.

Membership comprises some 75 men and women, drawn from a broad cross-section in the Baltimore area. *cont. on page 122*

Through the years, the Advocates have made substantial financial donations to worthy causes, primarily to baseball-oriented youth organizations; have played a key role in the restoration of **Babe Ruth's** birthplace

at 216 Emory Street and its conversion into the Babe Ruth/Orioles Museum; and in 1977, established the Orioles Hall of Fame (see page 120). The organization has also served as an essential right arm to the Orioles Public Relations and Marketing Departments. In that connection, the Advocates initiated the popular "Junior Orioles" program (low cost tickets for kids) back in 1963, then administered it for 25 years. Membership in that program rose from 75 youngsters the 1st year to a record 20,000 in 1977.

The "Junior Orioles" Program over the years has evolved into the "Orioles Fantastic Fans Club," sponsored by the *Baltimore Sun* (see page 22), but the Advocates continue to play a dominant role in its operation. The Advocates also serve as distributors of Orioles souvenirs on "giveaway" days at the ballpark, assuring that all eligible fans get the items to which they are entitled.

The Oriole Advocates don't get paid for anything they do. They are all volunteers, constantly demonstrating the importance of competence and dedication whenever there is a job to be done.

1991 Officers: President—**J. Thomas Hessenauer**...First Vice President—**James R. Hedrick**...Second Vice President—**Jack W. Guthall**...Treasurer—**Joseph N. Karey**...Secretary—**Robert M. Blatchley**...Immediate Past President—**Frederick S. Goodwin**...Board of Directors: **Burke L. Barrett, Charles D. Lippy, Mary L. Hevey.**

Major Committee Chairman: Fantastic Fans Club—**Robert M. Blatchley**...Membership—**Michael D. Pintzuk**...Orioles Hall of Fame—**Robert V. Bates, DDS & Frederick S. Goodwin**...Game Operations—**Blaine S. Baer.**

ORIOLES "DESIGNATED HITTERS"

The Orioles "Designated Hitters," now into their 13th season, are a group of volunteers, business men and women from the Baltimore-Washington areas, who sell Orioles season tickets on the club's behalf.

The organization was created late in '79, and in its first 5 years of operation, the Orioles' season ticket sales ballooned by over 700%, from 1,623 in '79 to 11,738 in '84. Last year's season ticket total of 17,400 marked an all-time high at Memorial Stadium. This season, the Orioles' 1st at Oriole Park, season sales are expected to exceed 25,000 seats.

To qualify for membership in the "Designated Hitters," candidates must meet demanding sales minimums according to a formula based on a blend of new sales and renewals, and everyone must requalify each year.

For the last 2 years ('90 & '91), the leading sales person has been **Gordon Kinnard**. All qualifiers are eligible for the annual spring junket to Florida while the Orioles are training. Then, during the season, leading DHs this year will qualify for baseball trips to Boston, and to San Diego for the All-Star Game.

Patterned after the Kansas City Royals' highly successful "Royal Lancers," the "Designated Hitters" organization was actually founded in September, 1979, by then Baltimore City Mayor **William Donald Schaefer** and a select group of Baltimoreans working closely with the Orioles' front office.

The concept was to attract people from the business community to serve as the ballclub's principal season ticket sales representatives. The results have been dramatic.

Along with former Mayor (now Governor) **Schaefer**, the "founding fathers" of the "Designated Hitters" included: **Owen Daly, Bill Beasman** and **Chris Hartman**; the Orioles' Vice President for Business Affairs **Bob Aylward**; and former club Vice President **Al Harazin**, now executive vice president/general manager for the New York Mets.

The "DHs" have their own officers and board of directors, as well as an active social program. The "DH" Board: President—**Bill Michael**; **Steve Attman, John Augsberg, Greg Diethorn, Jack Hughes, Eamonn McGeady, Mike Pintzuk, Dev Slingluff** and **Howard Weinberg.**

The Orioles season ticket sales figures for the past 12 years: '79- 1,623... '80- 4,018... '81-5,215... '82-5,430... '83-6,061... '84- 11,738... '85-11,707 ... '86 - 11,145... '87-10,512... '88-10,082... '89-10,849... '90-15,024 ... '91-17,500.

BALTIMORE & WASHINGTON CHAPTERS BASEBALL WRITERS ASSOCIATION OF AMERICA

PETER SCHMUCK, *Baltimore Sun*, Chairman

MEL ANTONEN, *USA Today*
PAUL ATTNER, *The Sporting News*
KENT BAKER, *Baltimore Sun*
STEVE BERKOWITZ, *Washington Post*
TOM BOSWELL, *Washington Post*
JOHN DELCOS, *York Daily Record*
JOHN EISENBERG, *Baltimore Sun*
BOB FACHET, *Washington Post*
JACK GIBBONS*, *Baltimore Sun*
BILL GILDEA, *Washington Post*
DAVID GINSBURG, *AP*
DICK HELLER, *Washington Times*

*Sports Editor

MICK HELLER, *Washington Times*
JIM HENNEMAN, *Evening Sun*
MARK HYMAN, *Baltimore Sun*
PHIL JACKMAN, *Evening Sun*
RICHARD JUSTICE, *W'sh'ng't'n Post*
MIKE LITWIN, *Baltimore Sun*
DON MARKUS, *Baltimore Sun*
MARK MASKE, *Washington Post*
KEN ROSENTHAL, *Evening Sun*
JOHN STEADMAN, *Evening Sun*
BILL TANTON, *Evening Sun*
TOM WEIR, *USA Today*

HONORARY MEMBERS

LEW ATCHISON
CHARLES BARBOUR
GORDON BEARD
DOUG BROWN

JIM ELLIOT
ALAN GOLDSTEIN
WHEELER JOHNSON
BOB MAISEL
GEORGE MINOT

KEN NIGRO
SHIRLEY POVICH
MORRIS SIEGEL
MARTIE ZAD

PRINCIPAL RADIO-TELEVISION SPORTS COMMENTATORS

BALTIMORE

TELEVISION: WMAR (Ch 2)- **SCOTT GARCEAU** (SD), **KEITH MILLS** and **JACK DAWSON**...WBAL (Ch 11)- **VINCE BAGLI** (SD), **GERRY SANDUSKY** and **BUTCH ALSANDOR**...WJZ (Ch 13)- **JOHN BUREN** (SD) and **CHRIS ELY**.

RADIO: WBAL (1090)-**JEFF RIMER** (SD), **REX BARNEY** and **JIM WEST**...WCBM (680)-**STAN CHARLES**...WQSR-FM (105.7)-**TOM DAVIS**...WPOC-FM (93.1)-**TED PATTERSON** (SD).

AREA

TELEVISION: Washington: WUSA (Ch 9)- **KEN MEASE**...WRC (Ch 4)- **GEORGE MICHAEL** (SD) and **WALLY BRUCKNER**...WJLA (Ch 7)-**FRANK HERZOG** (SD)...WTTG (Ch 5)- **STEVE BUCKHANTZ** (SD) and **NATHAN ROBERTS**.

RADIO: Washington: WTOP (1500)- **VINCE DeLISI** (SD) and **DAVE JOHNSON**...WMAL (630)-**KEN BEATRICE** (SD)York, PA: WSBA (910)-**CURT HART** and **ROSS KLAVANS**.

ORIOLES A.L. PLAYER OF THE MONTH AWARDS

YEAR	PLAYER	MONTH	YEAR	PLAYER	MONTH
1975	Jim Palmer, p	Aug.	1981	Dennis Martinez, p	Sep.
1976	Reggie Jackson, of	Jul.		(tied with Larry Gura, K.C.)	
1978	Doug DeCinces, 3b	Jul.			
1980	Steve Stone, p	Jun.	1982	Eddie Murray, 1b	Apr.
	Tim Stoddard, p	Sep.		Tippy Martinez, p	July
	Eddie Murray, 1b	Sep.		Jim Palmer, p	Aug.
	(tied with Jim Rice Bos.)		1983	Scott McGregor, p	July
				Cal Ripken, ss	Sep.
1981	Ken Singleton, of	Apr.	1984	Eddie Murray, 1b	May
	Eddie Murray, 1b	Sep.		Mike Boddicker, p	May
	(tied with Willie Wilson, K.C.)		1986	Don Aase, p	May
			1989	Jeff Ballard, p	Apr.

NOTE: In 1979 the American League started a Pitcher of the Month award, in addition to the Player of the Month.

ORIOLES PLAY-BY-PLAY BROADCASTS

Announcers/Flagship Stations:

WMAR Television (Ch 2)

Jon Miller, Scott Garceau and Brooks Robinson

HOME TEAM SPORTS (Cable)

Mel Proctor, John Lowenstein, Jim Palmer and Tom Davis

WBAL Radio (1090 AM)

Jon Miller, Joe Angel and Chuck Thompson

WMAR will carry Orioles Baseball for the 14th consecutive year (starting '79)...A 5-station television network, including WDCA, Ch 20 in Washington, will supplement WMAR, carrying major portions of the 53-game schedule (inc 50 regular season):

Ft Myers, FL	W07BR	Raleigh-Durham, NC	WYED (17)
Orlando-Daytona-		Rocky Mount, NC	WFBE (47)
Melbourne, FL	WAYK (56)	Washington, DC	WDCA (20)

HOME TEAM SPORTS is available to cable systems in the 6-state "Capital Region" (all of Maryland, Virginia, Delaware and DC, and parts of North Carolina, West Virginia and Pennsylvania).

HTS, owned and operated by Group W Satellite Communications, will televise 90 Orioles games this year including 5 spring training exhibitions (Mar 23, 26, 30, 31, & Apr 3), 70 home games and 15 on the road.

HTS also televises Caps Hockey and Bullets Basketball, plus many more major professional, collegiate and high school events of both national and regional interest.

WBAL RADIO will originate Orioles games for the 5th straight year under the current contract, and for the 27th time in the Birds' 39 Baltimore seasons...WBAL also carried the O's from '57 thru '78.

Baseball fans throughout much of Birdland and beyond will again be able to hear Orioles games on 2 powerful 50,000 watt am stations—WBAL Baltimore and WTOP (1500) in Washington. The rest of the 30-station network will service local markets within the Orioles' drawing area.

ORIOLES 1992 RADIO NETWORK

Delaware		Pennsylvania	
Newark.....	WNRK-AM (1260)	Carlisle.....	WIOO-AM (1000)
District of Columbia		Chambersburg.....	WCHA-AM (800)
Washington.....	WTOP-AM (1500)	Elizabethtown.....	WPDC-AM (1600)
Maryland		Hanover.....	WHVR-AM (1280)
Aberdeen.....	WAMD-AM (970)	Lancaster.....	WLPA-AM (1490)
Annapolis.....	WNAV-AM (1430)	Lebanon.....	WLBR-AM (1270)
Baltimore.....	WBAL-AM (1090)	So Williamsport.....	WFXX-AM (1450)
Cambridge.....	WCEM-FM (106.3)	York.....	WSBA-AM (910)
Cumberland.....	WTBO-AM (1450)	Virginia	
Frederick.....	WFMD-AM (930)	Charlottesville.....	WKAV-AM (1400)
Hagerstown.....	WARK-AM (1490)	Hopewell.....	WHAP-AM (1340)
Lexington Park.....	WPTX-AM (920)	Leesburg.....	WAGE-AM (1200)
Ocean City.....	WETT-AM (1590)	Luray.....	WLCC-FM (105.7)
		Staunton.....	WTON-AM (1240)
		Winchester.....	WINC-AM (1400)

JOE ANGEL

Joe returns to the Orioles following a one-year stint in New York doing Yankees' radio. This is his 13th season as a play-by-play man in the major leagues, his 4th overall with the O's.

The 44-year old Colombia, South America native has more than 23 years broadcasting experience. Before coming to Baltimore in '88, he worked 3 seasons ('76-'78) for the San Francisco Giants on KSFO and 3 years ('84-'86) for the Minnesota Twins on WCCO. Earlier he had also done Oakland A's television ('80-'81) on KIPX-TV.

In addition to baseball, Joe did Stanford University football for 5 years and University of San Francisco basketball for 4. He has also served as a tv

sports anchor, hosted a radio talk show and filled in occasionally on San Francisco 49ers radio broadcasts.

Joe, a quarterback at Galileo High School in San Francisco where he was a teammate of **O.J. Simpson** (the team once lost 41 straight games), was born in Bogota in '47. Ten years later his family came to the US, 1st to Chicago, then 5 years later to the Bay Area.

Joe and his wife, **Antoinette**, now live in Rancho Murieta, CA (near Sacramento) with their 3 children: **Tony** (24), **Natalie** (16) & **Jonathan** (14).

REX BARNEY

The one-time Dodger righthander has worked with the Orioles in parts of 4 decades. He has served since the early 70s as the club's public address announcer, and in a variety of media and public relations capacities.

During the season, he does *Orioles Talk*, the daily Rex Barney Baseball Report on WBAL Radio, then fills in on that station's *Sportline* show the rest of the year.

Rex pitched for the Dodgers in Brooklyn for 6 seasons ('43, '46-'50) before they moved west, and was inducted into the Brooklyn Dodgers Hall of Fame in June '89. He made his major league debut in '43 just before being called into military service...After 3 years in the US Army, much of it spent in the European theatre, he returned to the National League in '46 and went on to compile a 35-31 career record.

In '48, his best season, Rex went 15-13, pitched 246.2 innings, yielded only 193 hits, walked 122 and fanned 138. He had a 3.10 era that year, appeared in 44 games, started 34 and completed 12. The highlight of the season was a no-hitter against the hated Giants at the Polo Grounds on Sep 9.

He began his broadcasting career in '52 in New York, was a play-by-play announcer for Mutual Radio's "Game of the Day" from '55 to '57, and also did games in the New York area for WOR-TV. Rex was part of Home Team Sports' 1st Orioles crew that began doing games in '84 and remained with HTS until '90. A native of Omaha, Rex has lived in the Baltimore area since '64.

TOM DAVIS

Baltimore native Tom Davis has been with Home Team Sports since '84, the station's 1st season on the air...He hosts the Orioles pre- and post-game shows, and provides in-game interviews and score updates as well as "The Orioles Report." When time permits, he munches on a hot dog or two, and any other goodies that friends and fans bring to this well-known gourmand at the ballpark.

Since '89, he has hosted *Tom Davis' Sportsbeat* on HTS, Fox 45 and other cable outlets, and does a morning sports show on WQSR-FM (105.7) Radio. He also serves as a host on HTS talk & interview shows; has done play-by-play of O's games, and college basketball; and has covered hockey, boxing and Redskins football.

He has gained national exposure doing NFL radio play-by-play and sideline reporting for NBC Radio and Television, ABC-TV and the Mutual Broadcasting System.

Tom, who has been a sportscaster in Baltimore for more than 20 years, is a 5-time winner of the Maryland Sportscaster of the Year Award ('78, '84, '85, '89 & '90).

BEST AND WORST MONTHS IN ORIOLES HISTORY

MONTH	MOST WINS	MOST LOSSES	HIGHEST PCT.	LOWEST PCT.
April	16-7 ('69)	1-22 ('88)	.917, 11-1 ('66)	.043, 1-22 ('88)
May	32-8 ('81)	10-19 ('55)	.724, 21-8 ('81)	.333, 9-18 ('54)
	21-10 ('64)			
June	25-8 ('66)	5-23 ('87)	.757, 25-8 ('66)	.179, 5-23 ('87)
July	20-8 ('77)	9-21 ('54)	.714, 20-8 ('77)	.300, 9-21 ('54)
		10-21 ('55)		
August	22-8 ('80)	7-25 ('54)	.733, 22-8 ('60, '70)	.219, 7-25 ('54)
	22-12 ('68)			
	22-8 ('70)			
Sept.-Oct.	25-6 ('74)	9-24 ('88)	.806, 25-6 ('74)	.226, 7-24 ('87)
		7-24 ('87)		

* Lowest in A.L. history

ANNOUNCERS (Cont)

A Calvert Hall and University of Baltimore graduate, Tom lives in Baltimore County with his wife, **Linda**, and children **Malinda** and **Tad**.

SCOTT GARCEAU

He has an expanded role on the team's telecasts in 1992. The award-winning sports anchor on WMAR-TV, Channel 2 (the O's flagship station) adds play-by-play duties to his current role as host of "Orioles on Deck," the pre-game show.

Actually, he's been connected with Orioles telecasts since the early '80s, first as host of the pre-game show and, since '86, as a substitute announcer.

Part of the Baltimore sports scene since 1980, he arrived at WMAR-TV following stops in Marquette, Michigan (WLUC-TV, '72-'76) and Albuquerque, New Mexico (KGGM-TV, '76-'80). During his stay in Albuquerque, he did play-by-play on KOB radio of University of New Mexico football and basketball, and was named the state's Sportscaster of the Year in both '77 and '78. He later won the same award for the state of Maryland in '86.

In addition to Orioles games and his position as sports anchor at Channel 2, he has hosted the station's Sunday Night Sports Extra, and broadcast Loyola College basketball on radio since 1988-89. Before that, he did pre-season Colts games play-by-play on television ('81-'83) and was the radio voice of the Baltimore Stars in the USFL during their championship '85 season.

His break into the electronic media came as a 19-year old in 1971 at WJPD-AM, a 1,000 watt radio station in his hometown, Ishpeming, Michigan.

A frequent banquet MC and speaker, he has taken roots in the community with his charitable work on behalf of the Johns Hopkins Children's Center, Cystic Fibrosis Foundation, Save-A-Heart, and by hosting a golf tournament for the benefit of Facets Boys Home in Harford Co.

He resides in Fallston, MD with his wife of 17 years, **Georgeanna**, and daughters **Kelly** (3-18-81) and **Danielle** (11-19-82).

JOHN LOWENSTEIN

Former Orioles outfielder John Lowenstein has been doing color on Home Team Sports' baseball broadcasts for the last 8 years. He played his last game for the O's on May 4, '85, and before the month was out began his television career in the HTS broadcast booth.

John's major league career—with the Indians, Rangers and Orioles—began in '70 at Cleveland and spanned 16 seasons, the last 7 in Baltimore. "Brother Lo" as he was known affectionately during his playing days, was a key member of the Orioles' leftfield combine in '82 and '83 along with **Gary Roenicke** and, to a lesser degree, **Benny Ayala**.

In '82, O's leftfielders combined for a .283 average (608-172), 41 homers and 123 rbi and the following year, the world championship season, 28 (612-179), 35 homers and 131 rbi.

His most memorable hit in an Orioles uniform was a game-ending home (10th inning) in the 1st game of the '79 ALCS off the Angels' **John Montague**.

BASEBALL MOVIES AND THE ORIOLES

Two recent and highly successful baseball movies, each of which received Academy Award nomination, had an Orioles connection.

Ron Shelton, an infielder in the O's farm system from '67 to '71 who reached the AAA level at Rochester before retiring, wrote and produced *Bull Durham*, starring **Kevin Costner** and **Susan Sarandon**. His script was nominated in '88 for "best original screenplay."

Don Buford, the former great O's leadoff hitter now serving the club as manager at Hagerstown, was the technical adviser for *Field of Dreams*, also starring **Costner** and one of five 1989 movies nominated for Best Picture.

John was born and grew up in Wolf Point, Montana (1/27/47), but he and his wife, **Barbara**, now make their permanent home in Las Vegas.

YEAR CLUB	AVG.	G	AB	R	H	2B	3B	HR	RBI	BB	SO	SB	CS	HP
1968 Waterbury—1	.000	3	2	0	0	0	0	0	0	1	1	0	0	0
Reno	.328	48	164	22	53	8	2	7	38	22	42	8	3	1
1969 Reno	.284	26	67	7	19	4	2	1	11	11	13	5	1	1
1970 Wichita	.295	108	369	69	109	15	6	18	52	59	64	10	10	3
Cleveland	.256	17	43	3	11	3	1	1	6	1	9	1	0	0
1971 Wichita	.320	37	125	27	40	8	0	8	24	24	30	4	3	2
Cleveland	.186	58	140	15	26	5	0	4	9	16	28	1	5	0
1972 Cleveland	.212	68	151	16	32	8	1	6	21	20	43	2	4	0
1973 Cleveland	.292	98	305	42	89	16	1	6	40	40	23	5	3	0
1974 Cleveland	.242	140	508	65	123	14	2	8	48	53	85	36	17	2
1975 Cleveland	.242	91	265	37	64	5	1	12	33	28	28	15	10	0
1976 Cleveland—2	.205	93	229	33	47	8	2	2	14	25	35	11	8	0
1977 Cleveland—3	.242	81	149	24	36	6	1	4	12	21	29	1	8	0
1978 Texas—4	.222	77	176	28	39	8	3	5	21	37	29	16	3	2
1979 Baltimore	.254	97	197	33	50	8	2	11	34	30	37	16	4	1
1980 Baltimore	.311	104	196	38	61	8	0	4	27	32	29	7	3	0
1981 Baltimore	.249	83	189	19	47	7	0	6	20	22	32	7	6	1
1982 Baltimore	.320	122	322	69	103	15	2	24	66	54	59	7	6	1
1983 Baltimore	.281	122	310	52	87	13	2	15	60	49	55	2	1	1
1984 Baltimore	.237	105	270	34	64	13	0	8	28	33	54	1	0	1
1985 Baltimore	.077	12	26	0	2	0	0	0	2	2	3	0	0	0

M.L. Totals .253 1368 3476 510 881 137 18 116 441 446 596 128 78 9

GWRBI: 79-3, 80-5, 81-4, 82-9, 83-9, 84-3, 85-1 Total 34

1—Selected by Cleveland organization in June: 68 free agent draft (18th round, regular phase) Signed on 6/13/88

2—Acquired by Toronto Blue Jays from Cleveland in deal for outfielder Rico Carty on 12/6/76 Reacquired by Indians from Blue Jays in deal for infielder Hector Torres on 3/28/77

3—Acquired by Texas Rangers from Blue Jays in deal for outfielder Willie Horton and pitcher David Clyde on 2/28/78

4—Contract purchased by Orioles from Texas for \$20,000 waiver price on 11/27/78

League Championship Series Record

YEAR CLUB	AVG.	G	AB	R	H	2B	3B	HR	RBI	BB	SO	SB	CS	HP
1979 Bal vs. Cal	.167	4	6	2	1	0	0	1	3	2	2	0	0	0
1983 Bal vs. Chi	.167	2	6	0	1	1	0	0	2	1	2	0	0	0
L.C.S. Totals	.167	6	12	2	2	1	0	1	5	3	4	0	0	0

World Series Record

YEAR CLUB	AVG.	G	AB	R	H	2B	3B	HR	RBI	BB	SO	SB	CS	HP
1979 Bal vs. Pit	.231	6	13	2	3	1	0	0	3	1	3	0	0	0
1983 Bal vs. Phil	.385	4	13	2	5	1	0	1	1	0	3	0	0	0
W.S. Totals	.308	10	26	4	8	2	0	1	4	1	6	0	0	0

JON MILLER

One of Baseball's finest announcers, Jon this season he will do play-by-play for the Orioles on WMAR-TV and WBAL Radio, and will also describe the action for ESPN's national game on Sunday nights.

Jon's ability is hardly a secret around the country. This will be the 7th season of regular nationwide exposure (4 years with NBC-TV and the last 3 seasons, including '92, on ESPN).

He further enhanced his national reputation by winning an ACE Award, emblematic of cable television excellence, in January '91. He was chosen for his play-by-play work on ESPN in '90.

This year Jon is reunited with **Joe Angel**, his partner from '88 thru '90 at WBAL Radio. In 9 previous seasons in Baltimore, John has also shared the radio mike with **Tom Marr**, **Jack Wiers**, **Chuck Thompson**, **Charlie Slows** and **Ken Levine**. On television, he's worked with a number of Hall of Famers—**Joe Morgan** (ESPN), **Jim Palmer** and **Brooks Robinson**.

His major league baseball career began at the age of 22 with the Oakland A's in '74. After that, he did radio and television for the Texas Rangers ('78-'79), before moving on to Boston where he spent 3 more years in the Red Sox radio booth ('80-'82). He joined the Orioles broadcast team in '83.

Jon has had an extensive background in basketball, soccer and hockey during his 19 years in broadcasting. He did 10-15 games a season for the NBA's Golden State Warriors ('79-'82) and prior to that did University of San Francisco basketball for 5 seasons.

ANNOUNCERS (Cont)

He has also done considerable soccer play-by-play—in the Major League Soccer (MLS) for the San Jose Earthquakes and for the Washington Diplomats in the North American Soccer League (NASL).

A renowned mimic, Jon convincingly imitates such talented baseball announcers as **Al Michaels**, **Vin Scully** and **Chuck Thompson** during breaks in the action, and on the banquet circuit.

Jon was honored in '86 as "Baltimore's Best Radio Sportscaster" by *Baltimore Magazine* and "Best Play-by-Play Broadcaster" by *Washington Magazine*.

A native of the San Francisco Bay area, Jon now lives in Cockeysville, (northern Baltimore suburbs) with his wife, **Janine**, and their children **Michelle**, **Holly**, **Emilie**, and **Alexander**.

JIM PALMER

Jim will join the HTS Orioles broadcast crew in '92 after 3 seasons with WMAR (Ch 2). He'll work up to 25 games, either play-by-play when **Proctor** is away on other assignments, or as a 2nd analyst (and 3rd man in the booth).

Broadcasting: Jim, who did some occasional play-by-play work with WMAR in the 80s, had 13 years experience as an analyst on ABC-TV (ending in '88) and ESPN ('90)...He was nominated for an ACE award, cable tv's reward for excellence, after his one season at ESPN.

Baseball Hall of Fame: Jim reached the pinnacle of his baseball career when he was elected to baseball's Hall of Fame on the 1st ballot in January '90, and received a higher percentage of votes (411 out of 444 ballots cast, or 92.5 per cent) than any pitcher except Bob Feller (93.75 per cent)...The year, **Tom Seaver** surpassed them both with a 98.83 percentage (432 of 430), the highest ever recorded by a player, regardless of position.

Pitching Distinctions: Unquestionably, the finest pitcher in the Orioles' 38-year history, Jim is one of 5 whose uniform number (22) has been retired along with **Brooks** (5) and **Frank** (20) **Robinson**, **Earl Weaver** and **Eddie Murray** (33). He holds many club records including most wins (268), losses (152), games (558), innings (3948), shutouts (53), complete games (211), strikeouts (2212), and walks (1311).

He won 20 games 8 times, earned 3 Cy Young Awards, started and won the route to win the pennant-clinching game 4 times ('66, '69, '70, '71) and was 8-3 in post-season play while pitching for the O's over a span of 10 years ('65 thru '84).

During his entire career, he never gave up a grand slam home run in regular or post-season play (little known fact: **Johnny Bench** hit one off him in the International League during Jim's brief stint with Rochester in '67).

Last Hurrah: Made his final start, at Chicago, Apr 23, '84, but did not get a decision. Pitched in his last game as an Oriole, in relief, at Memorial Stadium on May 12, '84 against Oakland, but again was not a pitcher's record...His final career victory was in game #3 of the '83 World Series in Philadelphia (see post-season below).

Earned his 268th and last regular season win on Sep 30, '83, a 3-2 win over the Yankees at Baltimore in the 2nd game of a doubleheader.

Lifetime Victories/20-Win Seasons: Jim ranks 27th on the all-time list of lifetime victories...He is one of only 3 pitchers in the 90-year history of the AL to have won 20 or more games in 8 or more seasons, along with **Lefty Grove** (8, last time in '35) and **Walter Johnson** (12, last time in '25). The last major leaguer to do it was **Warren Spahn** (13 times, the last in '63).

Only 6 who have worked exclusively in the 20th century have won 20 or more 8 times, and in the entire history of the major leagues, Jim is one of only 16. He put that string together over a 9-year period from '70 thru '78 (was 7-12 in '74). He was 176-97 with a 2.54 era during that 9-season stretch.

Earned Run Average: His 2.8564 era is 4th on the all-time list, since he became an official statistic ('12 in NL and '13 in AL) among pitchers with 3,000 or more innings, behind: (1) **Walter Johnson**-2.37; (2) **Grover Cleveland Alexander**-2.56; and (3) **Whitey Ford**-2.74. He ranks just ahead of #5 **Tom Seaver** (2.8626)...He twice led the league ('73 & '75), and was in the loop for "top 5" 10 times.

Pennant Clinchers: Since Jim pitched the O's first 4 pennant clinchers, **Scott McGregor** ('79) and **Tippy Martinez** ('83) have added their names to the list.

Post-Season: His overall record in 17 post-season appearances, including 15 starts, was 8-3 with a 2.61 era (ip-124.1, er-36).

In '66, he became the youngest ever to pitch a World Series shutout when, at the age of 20 years-11 months-21 days, he blanked the Dodgers' **Sandy Koufax**, 6-0, on 4 hits (LA made 6 errors) in game #2 at Dodger Stadium...That was **Koufax**' final major league appearance.

In '83, Jim became the 1st (and remains the only) pitcher in history to have won a World Series game in each of 3 decades...In that game (#3 at Philadelphia), he bested **Steve Carlton** after hurling 2 scoreless innings in relief of **Mike Flanagan**.

He is tied for 2nd (with 5 others) with 4 LCS victories. Oakland's **Dave Stewart** took over the lead with his 5th win in '90. Jim holds the record by himself for most LCS complete games (5)...He and **Nolan Ryan** are tied for most career LCS strikeouts (46), while he and former teammate **Mike Cuellar** have walked the most in ALCS competition (19).

Cy Youngs: Jim is one of only 5 to have won as many as 3 Cy Youngs ('73, '75, '76)...**Steve Carlton** won 4, while **Seaver**, **Koufax** and **Roger Clemens**, a '91 winner, have earned 3 each...The award has been presented since '56, with individual league awards beginning in '67...Jim, **Koufax**, **Denny McLain**, and **Clemens** are the only ones to have earned the award in consecutive seasons.

Personal: He has been an activist on behalf of the Cystic Fibrosis Research Foundation for 2 decades, serving much of that time as its national sports chairman...He has been the sports representative for Jockey Underwear since the spring of '80...In '83, he was the sports recipient of the American Image Award, sponsored by the Male Apparel Industry and the Men's Fashion Association of America.

Jim and his wife, the former **Joni Pearlstone**, were married Apr 7, '90 and live in Brooklandville, MD. Born 10/15/45 in New York City, Jim attended both Arizona State and Towson State Universities...He has 2 daughters, **Jamie Michelle** (11/16/66) and **Kelly Christina** (6/5/69).

YEAR CLUB	W-L	ERA	G	GS	CG	SHO	SV	IP	H	R	ER	BB	SO
1964 Aberdeen—1	11-3	2.51	19	19	9	4	—	129	75	42	36	130	107
1965 Baltimore	5-4	3.72	27	6	0	0	—	92	75	49	38	56	76
1966 Baltimore	15-10	3.46	30	30	6	0	—	208.1	176	83	80	91	147
1967 Baltimore	3-1	2.94	9	9	2	1	—	49	34	18	16	20	23
Rochester	0-0	11.57	2	2	0	0	—	7	12	9	9	5	6
Miami	1-1	2.00	5	5	0	0	—	27	20	6	6	10	16
1968 Elmira	0-2	4.32	6	6	0	0	—	25	18	13	12	19	26
Rochester	0-0	13.50	2	2	0	0	—	4	4	6	6	8	6
Miami	0-0	0.00	2	2	0	0	—	8	4	2	0	9	5
1969 Baltimore	16-4	2.34	26	23	11	6	0	181	131	48	47	64	123
1970 Baltimore	20-10	2.71	39	39	17	15	0	305	263	98	92	100	199
1971 Baltimore	20-9	2.68	37	37	20	3	0	282	231	94	84	106	184
1972 Baltimore	21-10	2.07	36	36	18	3	0	274.1	219	73	63	70	184
1973 Baltimore	22-9	2.40	38	37	19	6	1	296	225	86	79	113	158
1974 Baltimore	7-12	3.27	26	26	5	2	0	179	176	78	65	69	84
1975 Baltimore	123-11	2.09	39	38	25	10	1	323	253	87	75	80	193
1976 Baltimore	22-13	2.51	40	40	23	6	0	315	255	101	88	84	159
1977 Baltimore	120-11	2.91	39	39	122	3	0	319	263	106	103	99	193
1978 Baltimore	21-12	2.46	38	38	19	6	0	296	246	94	81	97	138
1979 Baltimore	10-6	3.29	23	22	7	0	0	156	144	66	57	43	67
1980 Baltimore	16-10	3.98	34	33	4	0	0	224	238	108	99	74	109
1981 Baltimore	7-8	3.75	22	22	5	0	0	127	117	60	53	46	35
1982 Baltimore	15-5	3.13	36	32	8	2	1	227	195	85	79	63	103
1983 Baltimore	5-4	4.23	14	11	0	0	0	76.2	86	42	36	19	34
Hagerstown—2	2-0	3.46	2	2	0	0	0	13	13	6	5	2	11
1984 Baltimore—3	0-3	9.17	5	3	0	0	0	17.2	22	19	18	17	4

M.L. Totals 268-152 2.86 558 521 211 53 3 3948 3349 1395 1253 1311 2212

* Led League † Tied for League Lead

1—Signed by Orioles organization as free agent on 8/13/63.

2—On rehabilitation assignment, 8/6-12, '83.

3—released unconditionally 5/23/84.



ANNOUNCERS (Cont)

ALL-STAR GAME RECORD

YEAR CLUB	W-L	ERA	G	GS	CG	SHO	SV	IP	H	R	ER	BB	SO
1970 A.L. Cin	0-0	0.00	1	1	0	0	0	3	1	0	0	1	1
1971 A.L. Det	0-0	0.00	1	0	0	0	0	2	1	0	0	0	2
1972 A.L. Atl	0-0	0.00	1	1	0	0	0	3	1	0	0	1	2
1975 A.L. Mil	(selected, did not appear)												
1977 A.L. NY Y	0-1	22.50	1	1	0	0	0	2	5	5	5	1	1
1978 A.L. SD	0-0	10.13	1	1	0	0	0	2.2	3	3	3	4	4
ASG Totals	0-1	5.68	5	4	0	0	0	12.2	11	8	8	7	14

AMERICAN LEAGUE CHAMPIONSHIP SERIES RECORD

YEAR CLUB	W-L	ERA	G	GS	CG	SHO	SV	IP	H	R	ER	BB	SO
1969 Bal vs. Min	1-0	2.00	1	1	1	0	0	9	10	2	2	2	4
1970 Bal vs. Min	1-0	1.00	1	1	1	0	0	9	7	1	1	3	12
1971 Bal vs. Oak	1-0	3.00	1	1	1	0	0	9	7	3	3	3	8
1973 Bal vs. Oak	1-0	1.84	3	2	1	1	0	14.2	11	3	3	8	15
1974 Bal vs. Oak	0-1	1.00	1	1	1	0	0	9	4	1	1	1	4
1979 Bal vs. Cal	0-0	3.00	1	1	0	0	0	9	7	3	3	2	3
1983 Bal vs. Chi	(did not pitch; appeared in 1 game as pinch-runner)												
ALCS Totals	4-1	1.96	8	7	5	1	0	59.2	46	13	13	19	48

WORLD SERIES RECORD

YEAR CLUB	W-L	ERA	G	GS	CG	SHO	SV	IP	H	R	ER	BB	SO
1966 Bal vs. LA	1-0	0.00	1	1	1	0	0	9	4	0	0	3	6
1969 Bal vs. NY	0-1	6.00	1	1	0	0	0	6	5	4	4	4	6
1970 Bal vs. Cin	1-0	4.60	2	2	0	0	0	15.2	11	8	8	9	9
1971 Bal vs. Pit	1-0	2.65	2	2	0	0	0	17	15	5	5	9	15
1979 Bal vs. Pit	0-1	3.60	2	2	0	0	0	15	18	6	6	5	8
1983 Bal vs. Pha	1-0	0.00	1	0	0	0	0	2	2	0	0	1	1
WS Totals	4-2	3.20	9	8	1	1	0	64.2	55	23	23	31	44

MEL PROCTOR

Mel is in his 20th year as an announcer, and his 9th as the Orioles play-by-play voice for Home Team Sports. One of the busiest broadcasters in the business, he handles a variety of on-air assignments for HTS, including play-by-play for the NBA's Washington Bullets. Mel also does Bullets basketball on WDCA (Ch 20) for games not carried by HTS.

Mel has also done basketball and boxing for Turner Broadcasting (last 4 years); Fiesta Bowl and NFL Football for NBC television and radio; college basketball for CBS-TV, and much, much more.

In '86, he took a short break from Orioles baseball to do men's basketball play-by-play for TBS from the Goodwill Games in Spain. Four years later, he was part of the crew that covered Goodwill Games boxing in Seattle.

He began his career as sports director at the CBS-TV affiliate in Hawaii (KGMB) from '73 until '78. While there, he worked the microphone for Hawaii Islanders (AAA) baseball, University of Hawaii football and basketball, and did one season for the Hawaiians of the World Football League.

He came to work in the Nation's Capital for the 1st time in '78 when he began a 5-year stint as play-by-play announcer for Washington Bullets basketball on flagship station, WTOP-AM.

During the Bullets' off-seasons, Mel worked in Arlington, Texas as the radio voice of the Texas Rangers. In '82 and '83, he supplemented his work with the Bullets by doing college basketball games for NBC-TV.

For two seasons ('83-'84 and '84-'85), Mel served as the play-by-play man for the NBA's New Jersey Nets. It was during that time that he also worked the NFL "Game of the Week" radio broadcasts for the Mutual Broadcasting System.

A native of Denver, CO, Mel resides in Ellicott City, MD with his wife, Julie, and their children, **Bill** and **Maile**.

BROOKS CALBERT ROBINSON JR.

HALL OF FAME: See page 120.

PERSONAL: Brooks is doing color commentary on the Orioles' television for the 15th straight year. He is also active as vice-president of Shapiro, Robinson and Associates and as a special assistant with Crown Central Petroleum Company.

A native of Little Rock, AR, Brooks, who will be 55 in May (5/18/37), lives with his wife of 31 years, **Connie**, in Baltimore and Southern California.

Brooks and Connie (nee **Butcher**), a former United Airlines flight attendant, met on an Orioles' charter flight (KC to Boston) in '59. They have four children: **Brooks David**, **Chris**, **Michael** and **Dianne**.

BIG LEAGUE CAREER: Brooks officially spent 20 years and 72 days as a player in the American League, spanning 23 seasons.

He played in 2,896 major league games, all of them with the Orioles, 8th on the all-time list (**Pete Rose** leads at 3,562).

Only **Carl Yastrzemski** (3,308) and **Ty Cobb** (3,033) have played more American League games, and only 3 others in big league history have played more with one franchise. **Yastrzemski** (3,308), **Hank Aaron** (3,076), and **Stan Musial** (3,026).

Durability: Played in 97% of all Orioles games from July 9, '59 (when he returned from the minors for the last time) thru May 16, '76, a period of more than 16 1/2 years...Played at least 153 games in 14 of 15 years from '60 thru '75.

In the Orioles' 38-year history, only 4 other 3rd basemen have played as many as 200 games at that position (**Doug DeCinces**-792, **Craig Worthington**-332, **Rich Dauer**-242, and **Floyd Rayford**-203).

Opening Days: Started 20 consecutive opening day games for the Orioles from '57 thru '76 and batted .316 (79-25) with 6 home runs and 17 rbi.

Home Runs/RBI: Led AL in rbi (118) in '64 and also achieved a career high of 28 home runs that year...Hit 17 or more homers nine times, 11 or more 11 times...His 139 homers at Memorial Stadium rank 2nd only to **Eddie Murray's** 160...Had 6 career grand slams, 4 of them in Baltimore.

Hitting: Hit most home runs (37) and drove in most runs (167) against the Red Sox...Twice put together strings of 8 straight hits: July 10 thru 15, '60 and Aug. 21 thru 23, '63.

Holds club records for games, at bats, runs, hits, doubles, triples, total bases, rbi, and extra-base hits...Has one-season mark for games (163, '61 & '64) and at bats (668, '61).

Fielding: Committed only 263 errors in 9,165 chances at 3rd base for a major league record lifetime fielding percentage of .971.

Appeared in a total of 29 games at 2nd base (24) and shortstop (5) and committed only one error in 31 chances. Played exclusively at 3rd base, '63-'77.

Gold Gloves: Brooks won Gold Gloves in 16 consecutive seasons, '60 through '75. The string was snapped by Detroit's **Aurelio Rodriguez** (who later played for the Orioles) in '76. While Brooks was active, the only other American Leaguers to win the award at the hot corner were Boston's **Frank Malzone** ('57 through '59) and New York's **Graig Nettles** ('77).

Brooks shares the record for most Gold Gloves with former pitcher **Jim Kaat**.

Believe it or Not: On July 28, '71 against Oakland, Brooks shocked everyone by making 3 errors, not only in the game, but in the same inning. Those miscues contributed to 2 unearned runs, and Oakland continued to lead 2-0 into the bottom of the 9th.

However, all was quickly forgotten when **Frank Robinson** belted a 3-run homer off future Hall of Famer **Rollie Fingers**, lifting the O's to a 3-2 victory.

All-Star Games: Played in 18 consecutive All-Star games from '60 thru '74 (including two per year in '60, '61, '62)...Had lifetime average of .289 (13-for-45).

Selected "mvp" in '66 at St. Louis when he had 3 hits, including a home run, while handling 8 chances in the field...Also homered in '67 game at Anaheim...Was a serious contender for the award in '64 (at Shea Stadium) and '70 (at Cincinnati), when he went 2-for-3, hit a triple, scored a run, and drove in two others.

Hit 3 triples in All-Star play and didn't make an error in 43 fielding chances.

Was elected to starting lineup in Gillette-sponsored fan vote 4 times ('71, '72, '73, '74) after selection was returned to fans in '70...Led AL players in votes in '71 (1,110,469)...Started a total of 11 games...Had last hit in '71 game at Detroit.

ANNOUNCERS (Cont)

Post-Season: Played 1st 39 post-season games in which the Orioles were involved, and batted a composite .303 (44-for-145)—.348 in 18 ALCS games and .263 in 21 WS games.

WS: Homered in 1st WS at bat in 1st inning against Dodgers (at Dodger Stadium) in '66, immediately following **Frank Robinson's** 2-run homer (both off **Don Drysdale**).

Was landslide "mvp" in '70 vs Reds...Hit .429 (9-for-21) and was brilliant on defense. His 9 hits tied record for most in 5-game series. He also contributed 6 rbi, 2 doubles, and 2 homers. Erred on 1st fielding chance, then handled 23 more flawlessly, many of them brilliantly. He stole at least 2 hits each from **Johnny Bench** and **Lee May**, and it was then that May gave him the nickname "Hoover" (as in vacuum cleaners).

ALCS: Had .486 average (18-for-37) after 1st 3 championship series (O's swept all in 3 straight games)...His lone hit in last LCS in '74 was a 1st-game homer off Oakland's "**Catfish**" **Hunter**.

Major League Lifetime Records, 3B: Highest fielding percentage, 1000 or more games (.971)...Most years, league (23)...Most games (2,870)...Most chances accepted, excluding errors (8,902)...Most putouts (2,697)...Most assists (6,205)...Most double plays (618)...Most seasons leading league in games (8)...Most seasons leading league in assists (8)...Most seasons leading league in fielding percentage (11).

American League Lifetime Records: Most seasons leading league in fielding (11)...Most seasons leading league in chances accepted, excluding errors (8 tie)...Most games season (163, '61 & '64).

Major Awards: MVP, American League-'64. He finished 2nd (to Triple Crown winner **Frank Robinson**) in '66 and 3rd in both '60 and '65. **World Series:** '70. **All-Star Game:** '66. **Lou M. Hatter Most Valuable Oriole:** '61, '62, '64 and co-winner in '71 with **Frank Robby**. **Commissioner's Trophy,** now **Roberto Clemente Award:** (player best exemplifying the game of baseball) '72. **Joe Cronin Award:** (significant achievement by AL player) '77. "**Most Memorable Personality**" in Orioles history by vote of fans in '75.

Nothing is Forever: His 268th and last home run provided one of the most emotional experiences in Orioles' history. It was Apr 19, '77 at Memorial Stadium, the O's trailed the Indians, 5-3, in the 10th, with one out and 2 on.

Brooks came to the plate as a pinch hitter for **Larry Harlow**. He ran the count to "3 & 2", fouled off a number of pitches, then hit a home run into the left field stands off reliever **Dave LaRoche** to win the game, 6-5. There were only 4,826 fans at the ballpark that night, but none of them will ever forget the moment.

Signed for '77 as player-coach, but became coach exclusively on Sunday, Aug 21, when he went on the voluntarily retired list (in Minnesota) to make room on the roster for catcher **Rick Dempsey** who was returning to duty after 6 weeks on the disabled list.

A crowd of 51,798, then an Orioles' record for a regular season game, attended "Thanks Brooks" Day on Sunday, Sep 18, '77, against the Red Sox to pay tribute to the most important and beloved Oriole of modern times.

League Championship Series Record

YEAR CLUB	AVG.	G	AB	R	H	2B	3B	HR	RBI	BB	SO	SB	CS	HP
1969 Bal. vs. Min.	.500	3	14	1	7	1	0	0	0	0	0	0	0	0
1970 Bal. vs. Min.	.583	3	12	3	7	2	0	0	1	0	1	0	0	0
1971 Bal. vs. Oak.	.364	3	11	2	4	1	0	1	3	0	1	0	0	0
1973 Bal. vs. Oak.	.250	5	20	1	5	2	0	0	2	1	1	0	0	0
1974 Bal. vs. Oak.	.083	4	12	1	1	0	0	1	1	1	0	0	0	0
L.C.S. Totals	.348	18	69	8	24	6	0	2	7	2	3	0	0	0

World Series Record

YEAR CLUB	AVG.	G	AB	R	H	2B	3B	HR	RBI	BB	SO	SB	CS	HP
1966 Bal. vs. L.A.	.214	4	14	2	3	0	0	1	1	1	0	0	0	0
1969 Bal. vs. N.Y.	.053	5	19	0	1	0	0	0	2	0	3	0	0	0
1970 Bal. vs. Cin.	.429	5	21	5	9	2	0	2	6	0	2	0	0	0
1971 Bal. vs. Pit.	.318	7	22	2	7	0	0	0	5	3	1	0	0	0
W.S. Totals	.263	21	76	9	20	2	0	3	14	4	6	0	0	0

YEAR CLUB	AVG.	G	AB	R	H	2B	3B	HR	RBI	BB	SO	SB	CS	HP
1955 York-1	.331	95	354	72	117	17	3	11	67	47	64	1	—	6
Baltimore	.091	6	22	0	2	0	0	0	1	0	10	0	0	0
1956 San Antonio	.272	154	577	72	157	28	6	9	74	54	57	1	2	4
Baltimore	.227	15	44	5	10	4	0	1	1	1	5	0	0	0
1957 Baltimore	.239	50	117	13	28	6	1	2	14	7	10	1	0	1
San Antonio	.266	33	124	10	33	5	1	1	9	5	16	0	1	0
1958 Baltimore	.238	145	463	31	110	16	3	3	32	31	51	1	2	5
1959 Baltimore	.284	88	313	29	89	15	2	4	24	17	37	2	2	2
Vancouver	.331	42	163	20	54	9	2	6	30	6	14	2	1	0
1960 Baltimore	.294	152	595	74	175	27	9	14	88	35	49	2	2	0
1961 Baltimore	.287	163	668	89	192	38	7	7	61	47	57	1	3	4
1962 Baltimore	.303	162	634	77	192	29	9	23	86	42	70	3	1	1
1963 Baltimore	.251	161	589	67	148	26	4	11	67	46	84	2	3	1
1964 Baltimore	.317	163	612	82	194	35	3	28	118	51	64	1	0	4
1965 Baltimore	.297	144	559	81	166	25	2	18	80	47	47	3	0	2
1966 Baltimore	.269	157	620	91	167	35	2	23	100	56	36	2	3	5
1967 Baltimore	.269	158	610	88	164	25	5	22	77	54	54	1	3	4
1968 Baltimore	.253	162	608	65	154	36	6	17	75	44	55	1	1	4
1969 Baltimore	.234	156	598	73	140	21	3	23	84	56	55	2	1	3
1970 Baltimore	.276	158	608	84	168	31	4	18	94	53	53	1	1	4
1971 Baltimore	.272	156	589	67	160	21	1	20	92	63	50	0	0	3
1972 Baltimore	.250	153	556	48	139	23	2	8	64	43	45	1	0	2
1973 Baltimore	.257	155	549	53	141	17	2	9	72	55	50	2	0	3
1974 Baltimore	.288	153	553	46	159	27	0	7	59	56	47	2	0	3
1975 Baltimore	.201	144	482	50	97	15	1	6	53	44	33	0	0	1
1976 Baltimore	.211	71	218	16	46	8	2	3	11	8	24	0	0	1
1977 Baltimore	.149	24	47	3	7	2	0	1	4	4	4	0	0	0
M.L. Totals	.267	2896	10654	1232	2842	482	68	268	1357	860	989	28	23	53

1—Signed by Baltimore as free agent on 6/1/55.

All-Star Game Record

YEAR CLUB	AVG.	G	AB	R	H	2B	3B	HR	RBI	BB	SO	SB	CS	HP
1960-74	.289	18	45	5	13	0	3	1	5	2	4	0	0	1

CHUCK THOMPSON

Chuck Thompson, a long-time legend in our town, will again do roughly half of the Orioles games on radio in '92. He'll work with **Joe Angel** in the WBAL booth when **Jon Miller** is doing television.

Chuck, who has been here for nearly 45 years, actually retired from the business back in '88, but fortunately it didn't last. He isn't full time (and doesn't want to be), but in this case "a half a loaf" is a thousand times better than none for those of us who have the pleasure of listening to him ply his craft.

Chuck was a veteran announcer before arriving in Baltimore, having started his career in '39 at WRAW in Reading, PA. From there, he went to Philadelphia's WIBG in '42 to do Temple University football.

During World War II, Chuck served in the Army and saw action in 3 major European campaigns. After the war, he returned to Philadelphia, doing radio for the Phillies, Athletics, Warriors, Eagles and Rockets (hockey).

In '49, Chuck came to Baltimore, where he became the voice of the International League Orioles, the All-America Conference Colts, the Bullets and Navy football.

In '55, he joined the National Brewing Company's team of announcers and during a 24-year association, he did American League Orioles games in '55-'56 and again from '62-'78. In between, he was the radio voice of the Washington Senators, '57-'61.

For 2 seasons, '59-'60, he was on television doing NBC-TV's Game of the Week. Also in '60, he described the World Series between the Pirates and Yankees and is remembered for his call of **Bill Mazeroski's** famous Game 7, 9th-inning home run which won the championship for Pittsburgh.

He has been named the outstanding broadcaster in Maryland by the National Sportswriters and Sportscasters Association on numerous occasions.

Chuck, equally acclaimed as the announcer for the Baltimore Colts, called the classic overtime playoff contest for the NFL title between the Colts and the New York Giants in December, '58; the Colts-Packers overtime playoff game for the NFL's Western Division championship in '65 (for CBS-TV), and the O's World Series games in '66, '69, '70 and '71.

He is a golfing and fishing enthusiast and his wife, **Betty**, is an outstanding cook. Chuck has 3 children and 5 grandchildren.

ORIOLES TRAINERS

Richie Bancells (36, 11/11/55) is beginning his 5th year as the O's head trainer, his 9th with the big club, and 16th in the Orioles organization. Immediately prior to Baltimore, Richie spent 4 years ('80-'83) at Rochester as the Red Wings' trainer/road secretary... During that time, he also assisted his predecessor, the late **Ralph Salvon**, each spring at the O's spring camp in Miami. He became the head trainer in '88.

A native of Key West, FL, Richie is a graduate of Miami's Biscayne College (now St Thomas University), and earned an MS in physical education from Eastern Kentucky University (Richmond, KY)...He is certified by the National Athletic Trainers Association (NATA).

Richie initially joined the Baltimore organization as assistant trainer with the Miami Orioles (Class A, Florida State Lge) in '77, then served as head trainer for the Bluefield (WV) Orioles (Appalachian Rookie Lge) the next 2 years ('78-'79) before moving on to Rochester in '80.

He and his wife, **Carol**, have 3 children: **Christopher** (7/8/80); **Andrea** (8/19/85); and **Timothy** (2/8/92), born shortly before spring training. Carol is also a graduate of Biscayne College, where she earned a degree in theology and education.

Jamie Reed (32, 6/15/59) is beginning his 4th full year as Orioles' assistant trainer, but this will be his 11th season in the organization. He joined up as head trainer for the Bluefield Orioles (Rookie, Appalachian) in '82 after taking a degree in sports medicine at East Carolina University (Greenville, NC).

Jamie moved up the ladder quickly, 1st to Hagerstown (Carolina Lge) in '83, then to Charlotte (Southern) in '84. The following year ('85) he became head trainer/traveling secretary for the Red Wings, and remained at Rochester for 4 years...He was promoted to Baltimore in Sep '88.

Jamie, who is certified by NATA, has also worked as a trainer in the Venezuelan Winter League and for the US Naval Academy basketball team.

Though born in Baltimore, Jamie grew up in Annapolis. He was a '77 graduate of St Mary's High School, where he played varsity football and lacrosse.

He and his wife, **Jean**, an Annapolis native, who is also a graduate of both St Mary's High and East Carolina University, have 3 children: **Zachary** (11/10/83), **Rebecca** (4/16/86) and **Rachel** (11/29/88)...The Reeds now live in Baltimore.

ORIOLES STRENGTH/CONDITIONING COACH

Allan (Al) Johnson (36, 12/16/55) joined the Orioles in '89 from West Virginia University, where he administered the strength and conditioning programs for all 19 sports in which the Mountaineers competed.

Johnson, a native of Parkersburg, WV and a '79 graduate of Glenville (WV) State College, went to WVU as a graduate assistant in '82. A year later, he was named head strength/conditioning coach after receiving his M.S. in physical education from WVU.

During his 7 years at Morgantown, the teams with which he was involved won 78% of their events. Al was instrumental in completing the computerization of athletic fitness assessments on all intercollegiate athletes on the campus (nearly 350), and in the construction of a new 7,000 square foot conditioning center. As his last official act at WVU, Al accompanied the football team to the Fiesta Bowl where the Mountaineers lost to Notre Dame for the national championship.

Al has implemented a year-round strength and conditioning program for all players in the Orioles organization. In addition, he conducts clinics, seminars and conventions across the country. In '87 he was named the National Strength Coaches Association's Eastern Regional National Strength Coach of the Year...He and his wife, **Jan**, have one son: **Adam** (4/16/87).

MANAGERS AND COACHES

JOHN OATES 46

Born: Jan 21, 1946

Height: 6'0"; **Weight:** 185

Batted: L; **Threw:** R

Position: Catcher

Birthplace/Residence: Born in Sylva, NC...

Grew up in Prince George, VA (near Richmond)...Resides in Colonial Heights, VA.

Tenure: Has spent 25 years in professional baseball, including the past 11 as a coach or manager at the minor and major league levels...

His playing career spanned 15 seasons, the 1st 6 in the Orioles' organization.

Signed Originally with: Orioles.



YEAR CLUB	AVG.	G	AB	R	H	2B	3B	HR	RBI	BB	SO	SB	CS	HP
1967 Bluefield—1	.417	5	12	5	5	1	0	1	4	2	0	0	1	0
Miami	.283	48	156	22	45	5	2	3	19	24	13	2	2	0
1968 Miami	.263	70	194	24	51	9	3	0	23	33	14	2	0	2
1969 Dal-Ft. Worth	.288	66	191	24	55	12	2	1	18	20	9	0	1	0
1970 Rochester	.375	9	16	1	6	1	0	0	4	2	0	0	0	0
Baltimore	.278	5	18	2	5	0	1	0	2	2	0	0	0	0
1971 Rochester	.277	114	346	49	96	16	3	7	44	49	31	10	4	0
1972 Baltimore—2	.261	85	253	20	66	12	1	4	21	28	31	5	7	0
1973 Atlanta	.248	93	322	27	80	6	0	4	27	22	31	1	4	1
1974 Atlanta	.223	100	291	22	65	10	0	1	21	23	24	2	3	0
1975 Atlanta—3	.222	8	18	0	4	1	0	0	0	1	4	0	0	0
Philadelphia	.286	90	269	28	77	14	0	1	25	33	29	1	0	0
1976 Phila.—4	.253	37	99	10	25	2	0	0	8	8	12	0	1	0
1977 Los Angeles	.269	60	156	18	42	4	0	3	11	11	11	1	0	0
1978 Los Angeles	.307	40	75	5	23	1	0	0	6	5	3	0	1	0
1979 Los Angeles—5	.130	26	46	4	6	2	0	0	2	4	1	0	1	0
1980 New York (A)	.188	39	64	6	12	3	0	1	3	2	3	1	2	1
1981 New York—6	.192	10	26	4	5	1	0	0	0	2	0	0	0	0
M.L. Totals	.250	593	1637	146	410	56	2	14	126	141	149	11	19	2

1—Selected by Orioles in Jan. 67 free agent draft (1st round, secondary phase).

2—Acquired by Atlanta from Orioles, along with pitchers Pat Dobson and Roric Harrison, and second baseman Dave Johnson, in deal for catcher Earl Williams and infielder Taylor Duncan, on 12/1/72.

3—Acquired by Philadelphia from Atlanta, along with first baseman Dick Allen, in deal for catcher Jim Essian, outfielder Barry Bonnell, and a minor league player to be named later or cash; plus an unspecified amount of cash, on 5/7/75.

4—Acquired by Los Angeles from Philadelphia, along with pitcher Quency Hill, in deal for infielder Ted Sizemore, on 9/16/76.

5—Released by Los Angeles on 3/27/80; signed by New York Yankees on 4/4/80.

6—Granted free agency by New York on 11/13/80; resigned by New York on 1/23/81.

League Championship Series Record

YEAR CLUB	AVG.	G	AB	R	H	2B	3B	HR	RBI	BB	SO	SB	CS	HP
1976 Phi. vs. Cin.	.000	1	1	0	0	0	0	0	0	0	0	0	0	0

World Series Record

YEAR CLUB	AVG.	G	AB	R	H	2B	3B	HR	RBI	BB	SO	SB	CS	HP
1977 L.A. vs. N.Y.	.000	1	1	0	0	0	0	0	0	0	0	0	0	0
1978 L.A. vs. N.Y.	1.000	1	1	0	1	0	0	0	0	1	0	0	0	0
W.S. Totals	.500	2	2	0	1	0	0	0	0	1	0	0	0	0

Named May 23, '91 as the 10th manager in Orioles history, John Oates is now only in terms of major league experience (his record is 54-71). However, he has had success as a manager in each of the rungs up the minor league ladder and has a fine reputation for organization and thoroughness. Now he has the opportunity to apply his methods at the major league level.

Oates made his ML debut as field leader when he took over for **Frank Robinson**, but he admitted beginning preparation for a managerial career while still an active player in a major league career which lasted between 1970-81 with Baltimore, Atlanta, Philadelphia, Los Angeles and New York (AL).

Oates served his apprenticeship by sitting near **Tommy Lasorda** of the Dodgers and constantly asking questions. Also, he benefitted from the

experience of **Cal Ripken Sr.**, the renowned master of teaching baseball "The Oriole Way."

1991 ORIOLES: After he acceded to the position of manager, the O's promptly lost 4 consecutive games (3 games each by a single run) and Oates lost 16 pounds...But, the team rebounded and won 5 of there next 6 games and went 20-19 heading into the All-Star break...His record for the year, 54-71, belied the fact the team improved simply by giving 14 rookies valuable major league experience.

Also, two hexes which started before he was promoted continued afterwards...The Orioles were 18-35 in games decided by one run, tying the '78 Indians for most 1-run defeats in the AL since the '68 White Sox set the league record with 44...Under Oates, the O's were 15-30 in 1-run games...Aside from close losses, the Birds had a habit of falling behind by 3 or more runs before the end of the 3rd inning...It happened 43 times (the O's lost 39 games, 34 times with Oates managing).

The day after the season ended, October 7, he signed a 2-year contract to manage the club through the 1993 season.

JOHNNY OATES' MANAGERIAL RECORD

YEAR	CLUB	LEAGUE	W-	L	PCT POS (BY HALF)
1982	Nashville	Southern (AA)	77-	67	.535 4th and 1st-a
1983	Columbus	International (AAA)	83-	57	.593 1st-b
1988	Rochester	International (AAA)	77-	64	.546 1st-c
1991	Baltimore	American League	54-	71	.432 6th
			291-	259	

a-Defeated Knoxville, 3 games to 1; defeated Jacksonville, 3 games to 1

b-Lost to Tidewater, 3 games to 2

c-Defeated Tidewater, 3 games to 1; lost to Indianapolis, 4 games to 2

MANAGING/COACHING

Oates began his managerial career in the Yankees' farm system, and following a stint as a coach for the Chicago Cubs, he piloted Rochester (AAA) in 1988. His record in 3 seasons as manager in the minor leagues was 237-188 (.558).

In the Yankees' system, he guided Nashville (AA) to the Southern League championship in 1982 with 4-game series wins over Knoxville and Jacksonville. The following season, with Columbus (AAA) in 1983, Oates led the team to a regular-season crown, but lost in the playoffs to Tidewater.

EARLY ML DEBUT: His 1st experience as a major league manager came June 1-3, '90, when he substituted for **Frank Robinson** who had been suspended for 3 games...The O's played those 3 games at New York and beat the Yankees twice.

MANAGED MANAGERS: Two men who played for Oates on the 1983 Columbus Clippers make their major league managerial debuts in 1992: **Buck Showalter** of the New York Yankees and **Butch Hobson** of the Boston Red Sox.

'88 IL MANAGER OF THE YEAR: After a 16-year absence, Oates returned to the Orioles' organization and was named 1988 International League Manager of the Year after the Red Wings finished in 1st place in the Western Division, Rochester's 1st title since 1974...The Wings defeated Tidewater to advance to the Triple A Alliance Series where they lost to Indianapolis in 6 games.

COACHING: He was the Birds' 1st base coach, a post he held since 1989, when he was promoted to manager...His 1st coaching experience in the major leagues came with the Cubs, 1984-87, whom he served at various times as dugout, bullpen and 3rd base coach.

PLAYING CAREER

MAJOR LEAGUES: Played with 5 teams during 11 seasons in his major league career...In his 1st ML at bat, he singled, Sep 17, '70, at RFK Stadium off Washington's **Dick Bosman**, now the Orioles' pitching coach...He led all AL catchers with a .995 fielding percentage as a rookie with the O's in '72 and had a .992 fielding average for Atlanta in '74. Had his best season in '75 when he was traded from Atlanta to Philadelphia early in the season...Became a starter for the Phillies, batting .286 in 90 games and was the team's Opening Day catcher in '76...But, on that day, he broke his collarbone in a 10th-inning home-plate collision with

Cincinnati's **Dave Parker**...Was sidelined until mid-June, long enough for **Bob Boone** to earn full-time status...Went to the Dodgers for 3 season ('77-'79) and played for the '77 and '78 NL Champions...It was there he began thinking seriously about managing. **Tommy Lasorda** called him "one of the most intelligent catchers in the game."

POST SEASON: Was on Phillies team which won NL East in '76 and lost to Cincinnati in the NLCS...Played on Dodgers' pennant-winning teams in '77 and '78 (although he did not appear in either NLCS against his former Philadelphia teammates)...In '78 Series against the Yankees, he appeared only in Game 5 and in 2 plate appearances off **Jim Beattie**, he walked as a pinch hitter and singled up the middle.

MINOR LEAGUES: Was originally drafted by the White Sox in '66, but he did not sign...Was drafted by the Orioles in '67 and played most of his minor league career under **Joe Altobelli** and **Cal Ripken Sr.**, except for one season under **Harry Malmberg**...He credits Ripken's influence for teaching him much of what he knows about catching.

PERSONAL: He and his wife, **Gloria**, have 3 children: **Lori** (6/25/71), **Andy** (3/5/76) and **Jenny** (11/14/78)...Was graduated from Virginia Tech with a degree in health and physical education in '68...Played 2 years of college baseball there...Elected to Tech's Sports Hall of Fame in '83...Was a high school teacher in previous off seasons, but currently manages the Virginia franchise of HA-LO Advertising Specialties, one of the largest advertising specialty companies in the nation.

GREGORY (GREG) PETER BIAGINI 31

Born: July 30, 1944

Height: 6'2"; Weight: 205


Batted: S; Threw: R

Position: 1st base-outfield

Birthplace/Residence: Born in Chicago, currently resides in Greenville, NC.

Tenure: This is his 1st year at the major league level, his 10th season with the Orioles organization and his 20th season in professional baseball...He played between 1973-82 and managed between 1983-91.

Signed Originally with: Montreal.



PLAYING CAREER: Was signed by Montreal after his junior year in college at Iowa State...His best season was '74 at Kinston where he ranked 6th in the Carolina League with a .306 batting average...After 5 seasons as a 1st baseman-outfielder in the Expos system, '73-'77, he played in the Mexican League, '78-'82, and had a career batting average of .315 for Coahuila, Monclova and Ciudad Juarez...His finest season south of the border came in '81 (.348, 17, 90).

MANAGING/COACHING CAREER: Began managing immediately after his playing career...Started in Rookie ball with Bluefield in the Appalachian League in '83...Moved up to Class A Hagerstown in '85 and Charlotte (AA) in '86...Had his 1st winning season in '87 with Charlotte and won the 1st half title in the Southern League...That team featured current Orioles **Jeff Tackett** and **Bob Milacki**...After 3 years at Charlotte, he was again promoted to AAA Rochester...He was 64-76 in 2 seasons at Bluefield, 65-72 in one season at Hagerstown, 225-208 in 3 years at Charlotte and 237-197 in 3 years he was manager after leading at Rochester.

'87 TITLE: His '87 Charlotte Orioles finished 1st in the 1st half by one game with a 43-29 record...The club nearly repeated in the 2nd half, finishing 2nd, 1 1/2 games behind with a mark of 42-31...In the playoffs, the Orioles defeated Jacksonville (Expos), 3 games to 2, but lost in the finals to Birmingham (White Sox), 3 games to 1.

AT ROCHESTER: Finished 2nd, 1st and 2nd in 3 seasons with the Red Wings.

Manager Of The Year — '90: In his 2nd year in AAA, he led the Wings to an 89-56 record, and a 1st place finish by a whopping 21 1/2 game mar-

gin...He was elected Manager of the Year for the International League when the Red Wings defeated Columbus to win the Governors Cup for a record 9th time (since it was initiated in 1933), then lost to Omaha in the American League World Series. Their 89 regular season wins were the most for a Rochester team since '53 when **Harry "The Hat" Walker's** club went 97-57.

Hitting Shoes: While at Rochester, he worked on hitting with 12 of the position players currently on the O's 40-man roster.

PERSONAL: Following graduation from Glenbrook North (IL) HS in '70, he went to Iowa State University on a football scholarship...He won All-American honors in both football and baseball in high school, but baseball was his big sport...Also played hockey in a Northbrook amateur league and on a college club team. Earned a B.A. degree from ISU in '76...He and his wife **Vickie** have a daughter, **Tanya** (1-24-75).

Biagini Playing Career

Year	Club	AVG	G	AB	R	H	2B	3B	HR	RBI	BB	SO
1973	Jamestown	.214	12	28	6	6	1	0	0	3	9	8
1974	Kinston	.306	113	373	42	114	18	4	4	67	58	60
	Quebec City	.000	1	4	0	0	0	0	0	0	0	1
1975	Quebec City	.248	128	451	56	112	17	3	13	63	44	108
1976	Quebec City	.248	128	420	57	104	23	3	11	53	57	94
1977	Quebec City	.263	123	419	66	110	20	5	16	62	64	94
1978	Coahulla	.295	101	352	48	104	20	6	7	51	52	51
1979	Coahulla	.299	89	304	50	91	14	6	19	66	39	50
1980	Monclova	.331	96	329	65	109	22	1	17	60	76	42
1981	Ciudad Juarez	.348	127	402	82	140	27	8	17	90	92	70
1982	Ciudad Juarez	.294	99	343	51	101	15	3	5	49	46	57
Pro Totals		.289	1017	3425	446	991	177	39	109	564	537	625

Biagini Managing Career

Year	Club	League	W-	L	Pct
1983	Bluefield	Appalachian	32-	38	.457
1984	Bluefield	Appalachian	32-	38	.457
1985	Hagerstown	Carolina	65-	72	.474
1986	Charlotte	Southern	71-	73	.493
1987	Charlotte	Southern	85-	60	.586
1988	Charlotte	Southern	69-	75	.479
1989	Rochester	International	72-	73	.497
1990	Rochester	International	89-	56	.617
1991	Rochester	International	76-	68	.528
Totals			591-	553	.517

a-Defeated Jacksonville, 3 games to 2; lost to Birmingham, 3 games to 1
b-Defeated Columbus, 3 games to 2; lost to Omaha, 4 games to 1

RICHARD (DICK) ALLEN BOSMAN 17

Born: Feb 17, '44

Height: 6'3", **Weight:** 195

Batted: R; **Threw:** R


Position: Pitcher

Birthplace/Residence: Born and raised in Kenosha, WI...Resides in Palm Harbor, FL.

Tenure: This is his 21st year in professional baseball...Pitched for 13 seasons in the major leagues...

This is his 7th season as a pitching coach, 3rd on the major league level.

Signed Originally with: Pittsburgh.



COACHING: During the off-season, became the Orioles' 8th pitching coach, 6th since '85...For the past 4 seasons ('88-'91), served as a pitching instructor in the O's minor league system...In '88, he was the O's minor league pitching instructor, and for the last 3 years the pitching coach of AAA Rochester...He was also pitching coach for the White Sox in '86 and '87...Also coached at Georgetown University, '82-'85.

SENATORS-RANGERS: Led the AL in earned run average in '69 with a 2.19 mark, while posting a 14-5 record for the 86-76 Washington Senators...His 16 wins for Washington in '70 represents a club record for the expansion Senators. His 3.00 era that year was 6th in the AL...In '71, started the last game at RFK Stadium and the following year started the 1st game at Texas' Arlington Stadium...Was a 7-6 winner for the Rangers over California.

The last 3 years the Senators were in Washington, he was 42-33 (.560) while the rest of the staff was 177-231 (.434). Dick's 47 career wins for the expansion Senators were a club record.

INDIANS, NO-HITTER: On July 19, '74, he pitched a no-hitter for the Cleveland Indians against Oakland...Missed a perfect game due to his own throwing error on a ball hit by **Sal Bando**.

OAKLAND: Came to the A's from Cleveland in late May of '75 and won 7 of his 1st 8 decisions...Was 11-4 as the A's #3 starter (behind **Vida Blue** and **Ken Holtzman**) to help A's win Western Division crown.

OATES' FIRST: Allowed Manager **John Oates'** 1st major league hit, Sep 17, '70 at RFK Stadium when Oates was with the Orioles and Bosman the Senators.

PERSONAL: He and his wife, **Pam**, have 2 daughters: **Michelle** (4/22/72) and **Dina** (9/23/76)...Graduated from Bradford High School in Kenosha, WI...Attended University of Wisconsin and played basketball...Builds and drives "street rods"...His current auto is a '48 Chevy...Has raced dragsters.

Dick Bosman's Career Stats

YEAR CLUB	W-L	ERA	G	GS	CG	SHO	IP	H	R	ER	BB	SO
1963 Kingsport-1,2	3-3	3.52	21	1	0	0	46	50	26	18	23	66
1964 Lexington-3	8-5	3.21	35	9	3	0	129	100	62	46	77	132
1965 York-3	6-8	3.69	42	17	3	3	144	136	69	59	70	86
1966 York	8-5	3.35	16	15	8	1	121	96	50	45	46	78
Washington	2-6	7.62	7	13	0	0	39	60	36	33	12	20
1967 Hawaii	12-11	2.76	26	26	11	3	196	185	72	60	41	115
Washington	3-1	1.75	7	7	2	1	51.1	38	12	10	10	25
1968 Washington	2-9	3.69	46	10	0	0	139	139	63	57	35	63
1969 Buffalo	0-0	13.50	1	0	0	0	2	6	3	3	0	2
Washington	14-5	2.19*	31	26	5	2	193	156	59	47	39	99
1970 Washington	16-12	3.00	36	34	7	3	231	212	81	77	71	134
1971 Washington	12-16	3.72	35	35	7	1	237	245	110	98	71	113
1972 Texas	8-10	3.64	29	29	1	1	173	183	87	70	48	105
1973 Texas	2-5	4.24	7	7	1	1	40	42	24	19	17	14
Cleveland-4	1-8	6.22	22	17	2	0	97	130	74	67	29	41
1974 Cleveland	7-5	4.11	25	18	2	1	127	126	69	58	29	56
1975 Cleveland	0-2	4.08	6	3	0	0	28.2	33	17	13	8	11
Oakland-5	11-4	3.52	22	21	2	0	122.2	112	50	48	24	42
1976 Oakland	4-2	4.10	27	15	0	0	112	118	54	51	19	34
M.L. TOTALS	82-85	3.67	306	229	29	10	1592	1594	736	648	412	757

*Led League

1-Signed as a free agent by the Pittsburgh Pirates in 1963.

2-Selected by San Francisco Giants in December 1963 draft.

4-Acquired by Cleveland from Washington with OF Ted Ford for P Steve Dunning on 5/10/73.

5-Acquired by Oakland from Cleveland

League Championship Series

YEAR CLUB	W-L	ERA	G	GS	CG	SHO	IP	H	R	ER	BB	SO
1975 Oak. vs. Bos.	0-0	0.00	1	0	0	0	0.1	0	0	0	0	0

ELROD (ELLIE) JEROME HENDRICKS 44

Born: Dec 22, 1940


Height: 6'1" **Weight:** 185

Batted: L; **Threw:** R

Position: Catcher

Birthplace/Residence: Born and raised in St Thomas, V.I. ... Has lived in Baltimore area (Randallstown) since '70.

Tenure: Has spent 33 years in professional baseball (thru '92) ... Had 10 years, 89 days service as a major league player.



Signed Originally with: Milwaukee (Atlanta) Braves.

MAJOR LEAGUE CAREER

BALTIMORE ORGANIZATION: This year Ellie will celebrate his 26th season opener in an Orioles uniform, most in club history (**Brooks Robinson** spent 21)...Since '68, Elrod has been with the O's for all but 1½ of 2 seasons.

He played for the Cubs during the last 6 weeks of '72 (**Tommy Davis** died before returning the O's over the winter...Then he logged 1½ years in the Yankees' organization from June '76 thru the '77 season, before rejoining the Orioles again. Posted a .990 career fielding average.

MANAGERIAL DEBUT '88: Ellie twice substituted for **Frank Robinson** as manager in '88 when the latter was hospitalized with a bad back. Ellie managed 4 games from May 18-20 (1-3), then took over again for 2 weeks from July 15 thru 28 (3-8)...His cumulative record during Frank's 2 absences was 4-11.

COACHING: This is Ellie's 16th season as the O's bullpen coach since his appointment to that position in '77 during **Earl Weaver**'s 1st tour of duty. Player-Coach: Twice during this span he's served as player-coach...In '78 he was activated on May 18, replacing **Gary Roenicke** who had been sent down, and remained on the roster for the balance of the year in the dual capacity.

In 13 games that year he hit .333 (18-6), and, in his one career pitching stint, compiled an 0.00 era, thus leading the club, in a sense, in both categories (to be fair, he was tied in era with **Dave Ford**, who pitched 1 scoreless innings).

His pitching career took place on June 26 in Toronto, where the O's were absorbing a 24-10 pasting...He worked 2.1 innings, allowed no runs, one hit and one walk while putting an end to the carnage inflicted upon predecessors (**Mike Flanagan**, **Joe Kerrigan**, **Tippy Martinez**, and outfielder **Larry Harlow**). **Don Stanhouse** then pitched the 9th and also held the Jays scoreless.

In '79 he coached exclusively all year until Sep 1 when the roster expanded to 40 players...He made only one appearance, his last in the major leagues, at Detroit on Sep 19 and went 0-for-1...He was not eligible for post-season play.

All-Star: He was the AL's batting practice catcher and bullpen coach for the '82 All-Star game in Montreal.

YANKEES '76-'77: In '76, he played in 26 games for the Yankees after the June 15 trade from Baltimore and batted .210 (57-12). Spent '77 shuttling between New York and Syracuse. He played in only 10 games for the Yankees and was not eligible for post-season play.

ORIOLES '68-'76: Ellie had been with the O's for nearly 9 full years when he was traded to the Cubs for **Tommy Davis** in Aug. '72...However, when the season ended, he was reacquired by Baltimore.

100 Games/Year: Played in more than 100 games in each of the O's 3 pennant-winning seasons of '69, '70, '71...He and **Andy Etchebarren** more or less split the regular catching job from '68 thru '71.

Weaver/Lane: **Earl Weaver** and **Frank Lane** were instrumental in convincing the O's to draft him from the Angels' AAA Seattle affiliate in Nov. '67...Played for **Weaver** in Puerto Rico previously and **Lane** had scouted him in Mexico.

ALCS/WS: He compiled a .273 (66-18) average in 23 post-season games for the O's and Yankees (comprising five league championship series and four World Series).

'70 WS: Hit .364 (11-4) against the Reds with a home run and double and contributed significantly to the O's wins at Cincinnati in games #1 and #2.

In the opener, the Reds jumped out 3-0, but Ellie tied it in the 5th with a home run off **Gary Nolan** and the O's went on to win on **Brooks'** homer in the 7th...There was a play in the Cincinnati 6th in which Ellie was involved and that was as important as the home run.

Carbo-Burkhardt Incident: One inning after Ellie had tied the game with his home run, the Reds had **Bernie Carbo** on 3rd representing the lead run, and only one out (**Brooks** had retired **Lee May** leading off the inning on a sensational play).

Pinch-Hitter **Ty Cline** then chopped a high bouncer in front of the plate...As Ellie went out and grabbed it, **Carbo** headed home. Ellie dove and tagged **Carbo** a few feet up the line and umpire **Ken Burkhardt**, who had been spun around by the players as they converged so that his back was to the play, called **Carbo** out.

Films later revealed that Ellie had tagged **Carbo** with one hand while

holding the ball in the other, and that **Carbo** had missed the plate.

EARLY CAREER

PUERTO RICO: Ellie played for Santurce in the Puerto Rican Winter League each year from '60-'77, except in '71 when the O's went to Japan...His 112 homers in that loop rank him 2nd on the all-time list to former St. Louis Browns outfielder **Willard Brown** (120).

MINORS: He enjoyed his best minor league seasons in Jalisco in the Mexican League (AAA) where he hit 109 homers in 4 years and was known as the "**Babe Ruth** of Mexico"...In last season there ('67), he led the league in homers (41) and was 2nd in rbi (112).

He started his career in the Milwaukee Braves' organization ('59-'60), then spent 2 years at Winnipeg in the Cardinals' system ('62-'63) before going to Mexico.

COMMUNITY SERVICE: Was honored at special ceremonies prior to the final game at Memorial Stadium (10/6/91) for all he has done to benefit of both the Orioles and the community.

Chosen **Man of the Year** by the Oriole Advocates in '89...Received the first **Jack Dunn** Memorial Service Award, named after the late Orioles executive, and presented by the Maryland Professional Baseball Players Association in Jan. '88 at the 35th Annual Tops in Sports Banquet...The award was presented to him for his many selfless years of service to the community.

He was also selected the first **Man of the Year** by the Baltimore chapter of the National Conference of Christians and Jews in Feb. '83 and the Special Olympics **Man of the Year** in '87.

Ellie received Towson State University's **Distinguished Black Marylander** Award in a ceremony sponsored by the university's Office of Minority Affairs.

PERSONAL: One of the most popular personalities ever to wear an Orioles uniform...Speaks fluent Spanish...Plays the flute. Has operated two 3-week baseball camps for youngsters the past 10 summers at McDonogh School in Owings Mills.

He and his wife, **Merle**, were married Jan. 14, '70 and are the parents of two sons: **Ryan** (8/3/72) and **Ian Christopher** (11/28/76). They have lived in the Randallstown area, near Baltimore, since the early '70s.

Ellie has 4 children by a previous marriage: **Abigail** (7/13/62), **Elrod Jr.** (4/7/64), **Elroy** (10/1/65), and **Berecia** (8/25/67).

YEAR CLUB	AVG.	G	AB	R	H	2B	3B	HR	RBI	BB	SO	SB	CS	HP
1959 McCook	.235	25	34	6	8	1	0	0	3	13	4	1	—	0
1960 Wellsville	.235	73	217	36	51	8	1	11	36	28	52	0	0	4
1961					(Out of organized ball)									
1962 Winnipeg	.211	69	213	25	45	7	2	3	22	27	36	3	—	4
1963 Winnipeg	.280	22	50	10	14	0	0	3	12	8	6	2	0	2
1964 Jalisco	.292	67	202	43	59	8	4	10	45	48	38	3	0	2
1965 Jalisco	.285	128	411	100	117	14	8	35	98	102	85	4	2	8
1966 Jalisco	.301	122	386	78	116	19	2	23	87	107	55	6	6	10
El Paso	.268	18	56	6	15	2	0	3	12	7	14	0	0	0
1967 Jalisco	.316	131	434	124	137	18	4	*41	112	94	60	11	1	20
Seattle—1	.222	13	36	3	8	1	0	2	4	2	12	0	0	0
1968 Baltimore	.202	79	183	19	37	8	1	7	23	19	51	0	0	1
1969 Baltimore	.244	105	295	36	72	5	0	12	38	39	44	0	1	2
1970 Baltimore	.242	106	322	32	78	9	0	12	41	33	44	1	0	4
1971 Baltimore	.250	101	316	33	79	14	1	9	42	39	38	0	0	2
1972 Baltimore	.155	33	84	6	13	4	0	0	4	12	19	0	1	0
Chi. (NL)—2	.116	17	43	7	5	1	0	2	6	13	8	0	1	0
1973 Baltimore	.178	41	101	9	18	5	1	3	15	10	22	0	0	1
1974 Baltimore	.208	66	159	18	33	8	2	3	8	17	25	0	0	1
1975 Baltimore	.215	85	223	32	48	8	2	8	38	34	40	0	1	1
1976 Bal.-N.Y.—3	.174	54	132	8	23	2	0	4	9	10	23	0	1	0
1977 New York (AL)	.273	10	11	1	3	1	0	1	3	0	2	0	0	0
Syracuse—4	.281	56	135	30	38	9	0	11	37	21	16	0	0	4
1978 Baltimore	.333	13	18	4	6	1	0	1	1	3	3	0	0	0
1979 Baltimore	.000	1	1	0	0	0	0	0	0	0	0	0	0	0
A.L. Totals	.222	694	1845	198	410	65	7	60	222	216	311	1	4	12
N.L. Totals	.116	17	43	7	5	1	0	2	6	13	8	0	1	0
M.L. Totals	.220	711	1888	205	415	66	7	62	228	229	319	1	5	12

* Led League

- Contract selected for \$25,000 in major league draft from Seattle roster (Angels) on 11/28/67.
- Sent to Chicago Cubs on 8/18/72 in straight waiver deal for outfielder Tommy Davis...Reacquired from Cubs on 10/30/72 in exchange for catcher Francisco Estrada.
- Traded to New York on 6/15/76 along with pitchers Ken Holtzman, Doyle Alexander, Grant Jackson, and Jimmy Freeman (assigned from Rochester to Syracuse) in deal for pitchers Tippy Martinez, Rudy May, Dave Pagan, and Scott McGregor (assigned from Syracuse to Rochester) and catcher Rick Dempsey.
- Agreed to terms with Baltimore as free agent in Nov. '77.

League Championship Series Record

YEAR CLUB	AVG.	G	AB	R	H	2B	3B	HR	RBI	BB	SO	SB	CS	HP
1969 Bal. vs. Min.	.250	3	8	2	2	2	0	0	3	1	2	0	0	0
1970 Bal. vs. Min.	.400	1	5	2	2	0	0	0	0	0	1	0	0	0
1971 Bal. vs. Oak.	.500	2	4	1	2	0	0	1	2	1	1	0	0	0
1974 Bal. vs. Oak.	.167	3	6	1	1	0	0	0	0	1	3	0	0	0
1976 N.Y. vs. K.C.	1.000	1	1	0	1	0	0	0	0	0	0	0	0	0
L.C.S. Totals	.333	10	24	6	8	2	0	1	5	3	7	0	0	0

World Series Record

YEAR CLUB	AVG.	G	AB	R	H	2B	3B	HR	RBI	BB	SO	SB	CS	HP
1969 Bal. vs. N.Y.	.100	3	10	1	1	0	0	0	0	1	0	0	0	0
1970 Bal. vs. Cin.	.364	3	11	1	4	1	0	1	4	1	2	0	0	0
1971 Bal. vs. Pit.	.263	6	19	3	5	1	0	0	1	3	3	0	0	0
1976 N.Y. vs. Cin.	.000	2	2	0	0	0	0	0	0	0	0	0	0	0
W.S. Totals	.238	14	42	5	10	2	0	1	5	5	5	0	0	0

DAVID (DAVEY) EARL LOPES 42

Born: May 3, '46

Height: 5'9"; **Weight:** 175


Batted: R; **Threw:** R

Position: 2B-3B-OF

Birthplace/Residence: Born in East Providence, R.I... Raised in Providence, R.I... Resides in Pacific Palisades, CA.

Tenure: This is his 25th season in professional baseball, his 1st with the Orioles organization....Has 15 years, 15 days of major league service as a player, and 4 years as a coach with the Texas Rangers' organization.

Signed Originally with: Los Angeles.



COACH: Was named Orioles 1st base coach on Oct 24, '91...Will also work on base running and with the infielders and outfielders...Began his coaching career with the Texas Rangers in '88, and served as both dugout and 1st base coach through the '91 season.

WITH OATES: This is the 3rd time he and Manager John Oates have been linked...The 2 were teammates with the Dodgers from '77 thru '79, and between '84 and '86, Oates was a coach and Lopes a player for the Cubs.

ML CAREER: STANDOUT ON THE BASES: Ranks 12th in major league history with 557 stolen bases...Stole 40 or more bases 7 times...Was successful on 83% (557 of 671) of his stolen base attempts, the best percentage among all major leaguers with 500 or more steals...Played 2b, 3b and outfield during his big league career.

1986: Stole 25 bases with the Cubs and Astros in '86 to set a major league record for most steals by a player 40 years of age or older.

1985: Stole 47 bases with the Cubs, most ever for a 39-year-old.

OAKLAND, 1982-84: In '84, was hospitalized for a week in July after a fly ball struck him in the face and shattered the contact lens in his left eye...Drove in career-high 7 runs vs Toronto on June 15, '83 with 5 hits and a grand slam.

DODGERS, 1972-81: In '71, while at Spokane, his manager, Tommy Lasorda, switched him from outfield to 2b...He broke in with the Dodgers in '72 and for the next 9 years, he, Steve Garvey, Bill Russell and Ron Cey played together in the same infield, a major league record...Is 2nd in Dodgers' history with 413 steals to Maury Wills (490).

In '74, he hit 3 home runs in a game at Chicago on Aug 20, and 4 days later he tied a major league record with 5 stolen bases vs St Louis...Also that year, he was on the field when Hank Aaron hit historic homer #715 at Atlanta vs the Dodgers.

In '75, he established what was then a ML record by converting 38 straight steals (Vince Coleman broke the mark in '89)...Led the NL in stolen bases

in '75 (77) and '76 (63)...Won the Rawlings Gold Glove Award at 2nd basemen in '78...In '79, he hit 28 homers, only 4 2b in NL history have hit as many: Rogers Hornsby, Dave Johnson, Ryne Sandberg, and Juan Samuel...In '80, he was the top vote getter for the All-Star Game.

AMATEUR BACKGROUND: Earned NAIA All-America in both baseball and basketball at Washburn University in Topeka, KS...Was all-state in both sports at LaSalle Academy in Providence, RI.

PERSONAL: Graduated from Washburn in '69 and has taught elementary education during the off-season...He and his wife, Linda, were married July 12, '68 and have a daughter, Vanessa Lin (12/19/81)...Davey is from a family of 12.

Davey Lopes' Career Stats

YEAR CLUB	AVG.	G	AB	R	H	2B	3B	HR	RBI	BB	SO	SB	CS	HP
1968 Daytona Beach-1	.247	82	271	39	67	6	6	5	33	24	74	26	7	5
1969 Daytona Beach	.280	72	264	53	74	7	4	9	33	49	42	32	4	3
1970 Spokane	.262	100	343	48	90	15	4	6	35	37	65	11	4	3
1971 Spokane	.306	94	353	78	108	9	9	6	36	44	65	37	8	1
1972 Albuquerque	.317	104	397	94	126	18	6	11	53	59	64	48	10	5
Los Angeles	.214	11	42	6	9	4	0	0	1	7	6	4	0	0
1973 Los Angeles	.275	142	535	77	147	13	5	6	37	62	77	36	16	6
1974 Los Angeles	.266	145	530	95	141	26	3	10	35	66	71	59	18	4
1975 Los Angeles	.262	155	618	108	162	24	6	8	41	91	93	77	12	2
1976 Los Angeles	.241	117	427	72	103	17	7	4	20	56	49	63	10	4
1977 Los Angeles	.283	134	502	85	142	19	5	11	53	73	69	47	12	2
1978 Los Angeles	.278	151	587	93	163	25	4	17	58	71	70	45	4	0
1979 Los Angeles	.265	153	582	109	154	20	6	28	73	97	88	44	4	4
1980 Los Angeles	.251	141	553	79	139	15	3	10	49	58	71	23	7	1
1981 Los Angeles-2	.206	58	214	35	44	2	0	5	17	22	35	20	2	3
1982 Oakland	.242	128	450	58	109	19	3	11	42	40	51	28	12	1
1983 Oakland	.277	147	494	64	137	13	4	17	67	51	61	22	4	2
1984 Oakland-3	.257	72	230	32	59	11	1	9	36	31	36	12	0	1
Chicago (NL)	.235	16	17	5	4	1	0	0	0	6	5	3	0	0
1985 Chicago (NL)	.284	99	275	52	78	11	0	11	44	46	37	47	4	0
1986 Chicago (NL)	.299	59	157	38	47	8	2	6	22	31	16	17	6	2
Houston	.235	37	98	11	23	2	1	1	13	12	9	8	2	0
1987 Houston	.233	47	43	4	10	2	0	1	6	13	8	2	1	0
A.L. TOTALS	.260	347	1174	154	305	43	8	37	145	122	148	62	16	4
N.L. TOTALS	.264	1465	5180	869	1366	189	42	118	469	711	704	495	98	28
M.L. TOTALS	.263	812	6354	23	1671	32	50	155	614	833	852	557	114	32

* Led League

1-Selected by Los Angeles in January '68 free agent draft (2nd round, secondary phase).

2-Acquired by Oakland from Los Angeles in deal for 2b Lance Hudson on 2/8/82.

3-Acquired by Chicago Cubs from Oakland in deal for p Chuck Rainey and player to be named later on 8/31/84.

Cubs sent outfielder Damon Farmer to A's to complete deal on 3/18/85.

4-Acquired by Houston from Chicago in deal for p Frank DiPino on 7/20/86.

Divisional Series Record

YEAR CLUB	AVG.	G	AB	R	H	2B	3B	HR	RBI	BB	SO	SB	CS	HP
1981 LA vs Hou	.200	5	20	1	4	1	0	0	0	3	7	1	0	0

League Championship Series Record

YEAR CLUB	AVG.	G	AB	R	H	2B	3B	HR	RBI	BB	SO	SB	CS	HP
1974 LA vs Pit	.267	4	15	4	4	0	1	0	3	5	1	3	0	0
1977 LA vs Phi	.235	4	17	2	4	0	0	0	3	2	0	0	1	0
1978 LA vs Phi	.389	4	18	3	7	1	1	2	5	0	1	1	0	0
1981 LA vs Mtl	.278	5	18	0	5	0	0	0	0	1	3	5	0	0
1984 Chi vs SD	.000	2	1	0	0	0	0	0	0	0	0	0	0	0
1986 Hou vs NY	.000	3	2	1	0	0	0	0	0	1	0	0	0	0
L.C.S. Totals	.282	22	71	10	20	1	2	2	11	9	5	9	1	0

World Series Record

YEAR CLUB	AVG.	G	AB	R	H	2B	3B	HR	RBI	BB	SO	SB	CS	HP
1974 LA vs Oak	.111	5	18	2	2	0	0	0	0	3	4	2	1	0
1977 LA vs NY	.167	6	24	3	4	0	1	1	2	4	3	2	1	0
1978 LA vs NY	.308	6	26	7	8	0	0	3	7	2	1	3	0	0
1981 LA vs NY	.227	6	22	6	5	1	0	0	2	4	3	4	0	0
W.S. Totals	.211	23	90	18	19	1	1	4	11	13	11	11	2	0

All-Star Game Record

YEAR	CLUB	AVG.	G	AB	R	H	2B	3B	HR	RBI	BB	SO	SB	CS
1978	N.L. at SD	1.000	1	1	0	1	0	0	0	1	0	0	0	0
1979	N.L. at Sea	.333	1	3	0	1	0	0	0	0	0	1	0	0
1980	N.L. at LA	.000	1	1	0	0	0	0	0	0	0	0	0	0
1981	N.L. at Cle	.000	1	0	0	0	0	0	0	0	1	0	0	0
A.S.G. Totals		.400	4	5	0	2	0	0	0	1	1	1	0	0

CALVIN (CAL) EDWIN RIPKEN 7

Born: Dec 17, 1935

Height: 5'11"; **Weight:** 170

Batted: R; **Threw:** R

Position: Catcher

Birthplace/Residence: Born, grew up, and still lives in Aberdeen, MD.

Tenure: This is his 36th season in professional baseball. He has spent his entire career in the Orioles Organization.

Signed Originally with: Orioles.



THE RIPKENS AND OTHER FAMILIES

FIRSTS: In '87, Cal Senior became the 1st father ever to manage 2 sons simultaneously in major league baseball history (regular season). Among those who have managed one son are **Connie Mack** (son **Earle**, '10, '11, '14) and **Yogi Berra** (son **Dale**, '84 & '85).

The 1st time the Ripken trio hooked up professionally was in spring training '86. **Cal Junior** and **Bill** were teamed at the keystone for an exhibition split squad game at Ft. Myers on Mar 15 and the manager of that team was Cal Senior.

THREE FROM SAME CLAN: Three members of the same family in the same uniform at the same time is a rarity, matched only 3 times before in baseball history: 1973-**Jose, Hector & Tommy Cruz** for St. Louis; 1963-**Felipe, Matty & Jesus Alou** for San Francisco; 1876-**George, Sam & Harry Wright** for Boston in the National League (**Harry**, a Hall of Famer, was the manager and pitched briefly; **George** was an outfielder-70 games in '76, and **Sam**, a shortstop appeared in only 2 games that year. We're assuming they were all in uniform together).

OTHER FAMILIES WITH 3 OR MORE IN MAJORS*

Allen — Dick, Hank & Ron

Boyer — Cleto, Cloyd & Ken

Clarkson — Arthur, John & Walter

Cross — Amos, Frank & Lave

Delahanty — Ed, Frank, Jim, Joe & Tom

DiMaggio — Dom, Joe & Vince

Edwards — Dave, Marshall & Mike

Mansell — John, Mike & Tom

O'Neill — Jim, Mike & Steve

Sadowski — Bob, Eddie & Ted

Sewell — Joe, Luke & Tommy

Sisler — Dave, Dick & George

Walker — Ernie, Ewart (Dixie), Fred (Dixie) & Harry **

* — We count a total of 17 families with 3 or more representatives in majors.

** — **Ewart** was father of **Fred & Harry** and brother to **Ernie**.

TOGETHERNESS: Cal Junior was a 2nd round pick in the June '78 draft while younger son, **Bill**, was chosen on the 11th round in June '82. Cal Sr. & Jr. have been teammates in spring training as well as in regular season for the last 11 years (starting in '81). None of the Ripkens has ever worked in another organization.

VI & THE REST OF THE RIPKENS: The lady who has made the Ripken story possible is **VI** (short for **Violet**), who was honored in Jan '88 at the annual Tops in Sports baseball dinner as Maryland's **First Lady of Baseball**. The award was presented by Governor William Donald Schaefer.

Vi and Senior have been married 34 years (Nov. 20, '57). Their 4 children in order of appearance: **Ellen Leigh** (3/22/59), **Cal Jr.** (8/24/60), **Fred**

(11/25/61), and **Bill** (12/16/64). Cal Senior has 2 older brothers. **Oliver** and **Bill**. The latter was once a Brooklyn Dodgers farmhand.

PRO CAREER

COACHING: Cal has spent 14 years on the O's coaching staff, 12½ as 3rd base coach...He joined the staff in '76, replacing **George Staller** who had retired at the end of the previous season. Cal served as bullpen coach until June 27, '77, when he took over at 3rd base after **Billy Hunter** left to manage the Texas Rangers.

MANAGING: Has managed for 14 and a fraction seasons in professional baseball, all in the Orioles' organization. His 13-plus years as a manager in the Birds' farm system ('61-'74) represent the longest tenure of any minor league skipper in Orioles' history.

Earl Weaver and **Joe Altobelli** are tied for 2nd in that category, each having managed 11 years for the Birds in the minors...During that span, Cal managed at all levels except rookie league.

Following the '86 season he replaced Weaver to become only the 7th non-interim manager in the club's 34-year history (excluded are **Luman Harris** who finished out the '61 season after **Paul Richards** resigned in late August, and Cal, himself, who bridged the gap for one game between **Joe Altobelli** and Weaver in '85).

Cal was replaced by **Frank Robinson** on Apr 12, '88, after the O's lost the first 6 games of the season (a streak that went to 21 before it ended)...His overall record as manager was 68-101, .402.

He began his managing career at Leesburg, FL on June 7, '61, as a replacement for **Billy DeMars**, who had just been promoted to a Class B league.

After 10 weeks on the job, Cal was rushed to Rochester (Aug 17) for emergency duty as a catcher, and was replaced at the Leesburg helm by **Ray Scarborough**, then a scout for the O's.

Cal had only 2 losing records in the minors: In '62, his 1st full season as a manager and his last as a player, and '67 at Miami.

He won the 1st of 2 pennants at Aberdeen, SD by 12 games in '64 with a club that included 7 players who would ultimately play in the majors: **Jim Palmer**, **Lou Piniella**, **Mark Belanger**, **Andy Etchebarren**, **Eddie Watt**, **Dave Leonhard**, and **Mike Fiore**.

That '64 club went 81-34, and Cal was the Northern League's Manager of the Year.

He finished 1st again in '72 at Asheville in the AA Southern League.

EJECTIONS: Senior has been ejected 29 times in the big leagues, 21 as 3rd base coach and 8 as a manager (all in '87)...**Dale Ford**, **Mark Johnson**, and the late **Bill Kunkel** have been his most frequent ejectors, 3 times each...Tied for 2nd at 2 apiece are **Rocky Roe**, **Durwood Merrill**, and **Greg Kosco**.

During Cal's full year as manager in '87, the umpiring team of **Larry Barnett-Kosco-Roe** and **Tim Tschida** accounted for 5 of his 8 dismissals.

SCOUTING: In '75, he turned to scouting, primarily at the professional level, but he also did some free agent scouting and served as a "trouble shooter" in the farm system.

PLAYING CAREER: Rip was a catcher in the O's organization although he also played some 3rd base and outfield and even pitched. He enjoyed his best year under **Earl Weaver** at Fox Cities (Appleton, WI) in '60. He became a player-manager the following year.

Cal Ripken's Career Record

YEAR	CLUB	AVG.	G	AB	R	H	2B	3B	HR	RBI
1957	Phoenix	.274	112	398	68	109	15	6	7	60
1958	Wilson	.216	118	393	40	85	20	2	4	38
1959	Pensacola	.292	61	219	36	64	14	3	2	35
	Amarillo	.203	30	69	6	14	2	0	0	3
1960	Fox Cities	.281	107	356	59	100	20	4	9	74
1961	Little Rock	.185	32	81	6	15	2	1	1	8
	Leesburg	.236	52	127	20	30	3	0	1	13
	Rochester	.083	11	24	2	2	0	0	1	2
1962	Appleton	.273	58	143	25	39	9	0	4	36
1963	Aberdeen				(did not play)					
1964	Aberdeen	.000	2	1	0	0	0	0	0	0
Pro Totals		.253	583	1811	262	458	85	16	29	269

Cal's managerial record

YEAR	CLUB	CLASS	LEAGUE	WL	PCT
1961	Leesburg, FL (6/7-8/16)	D	Florida State	37-36	.507
1962	Appleton, WI	D	Midwest	61-63	.492
1963	Aberdeen, SD	A	Northern	65-55	.540
1964	Aberdeen, SD	A	Northern	80-37	.684
1965	Tri-City, WA	A	Northwest	81-58	.582
1966	Aberdeen, SD	A	Northern	47-22	.682
1967	Miami, FL	A	Florida State	65-76	.461
1968	Elmira, NY	AA	Eastern	77-63	.550
1969	Rochester, NY	AAA	International	71-69	.507
1970	Rochester, NY	AAA	International	76-64	.540
1971	Dallas-Ft. Worth, TX	AA	Texas	82-59	.582
1972	Asheville, NC	AA	Southern	81-58	.580
1973	Asheville, NC	AA	Southern	71-69	.507
1974	Asheville, NC	AA	Southern	70-67	.511
1985	Baltimore (6/13)	Major	American	1-0	1.000
1987	Baltimore	Major	American	67-95	.414
1988	Baltimore	Major	American	0-6	.000
				1032-897	.535

PLAYERS

MANUEL (MANNY) DEJESUS ALEXANDER 48

Born: Mar 20, 1971
Height: 5'10" **Weight:** 150
Bats: R **Throws:** R
Position: Shortstop
Birthplace/Residence: Born and still resides in San Pedro de Macoris, D.R.
Contract Status: Signed thru '92.
Tenure: None.
Signed Originally with: Orioles. Signed by Carlos Bernhardt.



YEAR	CLUB	CLS	AVG.	G	AB	R	H	2B	3B	HR	RBI	BB	SO	SB	CS	HP
1988																
(Dominican Summer League)																
1989	Bluefield	R	.310	65	*274	49	*85	13	2	2	34	20	49	19	8	3
1990	Wausau	A	.178	44	152	16	27	3	1	0	11	12	41	8	3	1
1991	Frederick	A	.261	134	548	*81	*143	17	3	3	42	44	68	47	14	2
	Hagerstown	AA	.333	3	9	3	3	1	0	0	2	1	3	0	0	0
Pro Totals				.262	246	983	149	258	34	6	5	89	77	161	74	25

Signed as undrafted free agent Feb 3, '88.

* Led League * Tied for League

WINTER BALL: This winter played for Estrellas in the Dominican Republic (.235, g-30, ab-102, r-19, h-24, 2b-2, 3b-2, hr-0, rbi-12, sb-4).

1991 SEASON: Playing for Frederick, led the Carolina League (A) in hits (143) and tied for the league lead in runs (81)...Ranked 2nd in at bats (548) and 3rd in stolen bases (47)...Tied for 2nd in games (134), playing in all but 6...Led O's farm system in both runs (84) and hits (143)...Struck out only once every 8.8 appearances.

Was named to both the CL's mid-season and season-ending all-star teams...Chosen by Baseball America as league's most exciting player and the organization's top position prospect...Led all shortstops with a .351 fielding percentage...Had a 10-game hit streak (47-17, .362), Apr 24-May 3...Had 42 multi-hit games, including 12 games with 3 or more hits.

PRO CAREER: Was on the disabled list Apr 26-July 23, '90...In '89, batted .310 with Bluefield, 10th best in the Appalachian League...Led the league in hits (85) and at bats (274)...Named to the all-star team...Was chosen the Appy League's best prospect by Baseball America and selected as the best shortstop among all 5 rookie leagues...Signed with the Orioles as a non-drafted free agent on Feb 4, '88.

PERSONAL: Single...Played youth baseball in San Pedro de Macoris...Has 10 brothers...Enjoys fishing.

BRADY KEVIN ANDERSON 9

Born: Jan 18, 1964
Height: 6'1" **Weight:** 185
Bats: L; **Throws:** L
Position: Outfield
Birthplace/Residence: Born in Silver Spring, MD... Resides in Poway, CA.
Contract Status: Signed thru '92.
Tenure: 3 years, 114 days.
Signed Originally with: Boston. Signed by Joe Stephenson.



YEAR	CLUB	AVG.	G	AB	R	H	2B	3B	HR	RBI	BB	SO	SB	CS	HP
1985	Elmira-1	.256	71	215	36	55	7	*6	5	21	*67	32	13	9	2
1986	Winter Haven	.319	126	417	86	133	19	11	12	87	*107	47	44	19	6
1987	New Britain	.294	52	170	30	50	4	3	6	35	45	24	7	3	2
	Pawtucket	.380	23	79	18	30	4	0	2	8	16	8	2	1	0
1988	Bos.-Bal.	.212	94	325	31	69	13	4	1	21	23	75	10	6	4
	Pawtucket-2	.287	49	167	27	48	6	1	4	19	26	33	8	3	3
1989	Baltimore	.207	94	266	44	55	12	2	4	16	43	45	16	4	3
	Rochester	.200	21	70	14	14	1	2	1	8	12	13	2	2	2
1990	Baltimore	.231	89	234	24	54	5	2	3	24	31	46	15	2	5
	Frederick	.429	2	7	2	3	1	0	0	3	1	1	0	0	0
	Hagerstown	.382	9	34	8	13	0	2	1	5	5	5	2	1	0
1991	Baltimore	.230	113	256	40	59	12	3	2	27	38	44	12	5	5
	Rochester	.385	7	26	5	10	3	0	0	2	7	4	4	1	0

ML Totals

* Led League * Tied for League Lead

1. Selected by Boston in June '85 free agent draft (10th round).

2. Acquired by Orioles from Boston, along with pitcher Curt Schilling, for pitcher Mike Boddicker, on 7/30/88.

Career Highs, Game: Runs-4 (June 23¹, '91 at KC); **Hits-4, twice** (July 28¹, '90 at KC and Sep 16, '88 at Det); **HR-1; RBI-3, 5 times** (latest Oct. 5, '91 vs Det at Bal); **Walks-4** (Apr 22, '90 vs Det at Bal); **SB-2, 5 times** (latest Sep 10, '91 vs NY at Bal).

Hitting Streak: 6, twice (latest Aug 19 thru 25, '90).

Grand Slams: None.

1991 SEASON SUMMARY

Had 7 of his 27 rbi in 8-game span, Apr 30-May 11...After that, he went 3-for-34 and on May 28 was placed on the disabled list with a pulled left hamstring...He returned June 14.

Was hitting .191 (204-39) through Aug 20 when he was optioned to Rochester (AAA)...At Rochester, he batted .400 (25-10, bb-8, sb-4) in 7 games and was recalled Sep 1...From that point on, he was the O's leading batter (20-for-52, .385).

Batted .272 following the All-Star break (114-31), 75 points higher than his 1st half average...In 8 games between Sep 1-13, he was 12-for-22, .545, including a 6-for-6 stretch, Sep 9-13.

DAY/NIGHT DIFFERENCE: Had a .325 average (77-25) with a .411 on-base percentage and .494 slugging average in day games, compared with a .190 average (179-34), .307 on-base percentage and .251 slugging average at night.

FAST STARTER: Was 1-for-1 with 2 runs, 3 walks and a stolen base in his 1st game of the year, Apr 12, at Texas...In his 1st game off the disabled list, June 14 at Toronto, he went 2-for-2 with a walk and in his 1st game following his return from AAA, Sep 1 at Minnesota, he was 2-for-3 with a triple, a run and 2 walks.

STALLED STEALER: Stole 14 bases in as many attempts at the end of the '90 season (13) and start of the '91 season (1)...He was caught in 4 of his 1st 6 attempts to open the '91 season (see "1990" under Previous Career Highlights)...He ended the year stealing 10 bases in his final 11 attempts.

18 STRAIGHT WINNING SEASONS

The O's string of 18 consecutive winning seasons ('68 thru '85) was the 2nd longest in baseball history. The Yankees' 39 year string ('26 thru '64) represents the major league record.

ANDERSON BY MONTH

1991 SEASON					LIFETIME				
AVG.	AB	H	HR	RBI	MONTH	AVG.	AB	H	HR
.211	19	4	0	2	April	.266	173	46	1
.125	56	7	0	7	May	.189	265	50	3
.222	54	12	1	5	June	.190	100	19	1
.270	37	10	0	1	July	.301	113	34	2
.158	38	6	1	4	August	.168	208	35	3
.385	52	20	0	8	Sep-Oct	.239	222	53	0

1991 AND MAJOR LEAGUE CAREER

STOLEN BASES: Has stolen 43 bases in his last 54 tries (79.6 percent) since the start of the '89 season...Only **Mookie Wilson** (46 of 54, 85.2 percent), **Roberto Alomar** (53 of 64, 82.8 percent), **Rickey Henderson** (200 of 243, 82.6 percent), **Henry Cotto** (47 of 57, 82.5 percent), **Julio Franco** (81 of 110, 80.0 percent) and **Willie Wilson** (68 of 85, 80.0 percent) have been tougher to throw out in the AL over the last 3 seasons (min. 50 attempts).

His ML career success rate is 75.7 percent (53 of 70)...For comparison's sake, the AL average over the same period of time was 67.3 percent (53 of 9027).

FAVORITE PARKS: Has done his best hitting at Detroit, 7-for-19, .368 in '91 and 17-for-50, .340 in his career...Is batting .320 lifetime at Texas (.254).

HOME/ROAD SPLIT: Batted .234 on the road last year compared to .231 at home...In 1990, he hit 121 points higher on the road than at home (.234 to .175), biggest difference on the club...In his career, he's batted .195 (691) at Baltimore, and .238 (614-146) on the road.

PREVIOUS CAREER HIGHLIGHTS

1990: Shoulder and ankle injuries limited him to 55 starts (11-1, 43-35)...Had AL's best stolen base success rate (minimum 15 steals) converting 88.2 percent (15 of 17)...Was successful in his final 13 attempts of the year, longest string by an Oriole since **Al Bumbry** swiped 15 straight without being caught between Aug 7, '79 and Apr 22, '80.

Was 3rd in the AL among pinch hitters with 20 or more plate appearances (.333, 18-6).

Sore left shoulder prevented him from playing defensively until Apr 20, but he made the most out of his dh and ph appearances that month going 4-for-10 (.400) with 6 walks and 2 "sudden death" game-winning RBI.

Sprained his left ankle on June 8 during batting practice; was on the disabled list until July 20.

Played in the final 9 games of July and went 15-for-30 with 3 doubles, 3 triples, 2 homers and 9 RBI...Had his best series of the year, July 27-29 at KC when he helped the O's win 3 of 4 while going 8-for-14 with 3 doubles, a homer and 5 RBI.

Batted only .174 (155-27) in his final 50 games, dropping his average from .342 to final .231.

1989: Began the season as the O's leadoff hitter, but struggled in mid-May and, after starting 45 of the first 49 games, cracked the starting lineup only 20 times the remainder of the season.

Set club records for most stolen bases in April (8)...Through May 2, was leading the AL in doubles (10), was 5th in runs (20) and extra-base hits (13)...However, from that point on, he reached base only 58 times and had only 2 doubles in 69 games...Had 25 hits in April, only 30 the rest of the season...Batted .143 after May 17.

1988, ML DEBUT WITH RED SOX: Chosen in the spring as the AL East's top prospect by Baseball America...Started the season with Boston after batting .326 (86-28) in spring training...Was Boston's starting centerfielder in April while **Ellis Burks** was recovering from an ankle injury...Was the regular rightfielder for most of May.

Played in 41 of the Sox' 1st 49 games (all starts)...Went 3-for-5 on Opening Day against **Jack Morris** (then with Detroit), in his ML debut...Was batting .277 (112-31) on May 22 after 31 games, then went 3-for-36 (including 0-for-his-last-20) and was assigned to Pawtucket on June 4.

Pawtucket: Went 0-for-13 after reporting to Pawtucket (extending his hitless string to 0-for-33), then batted .312 (154-48) the rest of the way.

Orioles: Started 43 of 58 games after trade on July 30, all in centerfield...Hit

safely in 4 of first 5 games with O's, but batted .195 (154-30) the remainder of season...Hit his 1st ML homer at Baltimore off Milwaukee's **Tom Filer** on Aug 6...Had 11 sacrifice bunts; only 5 others in the AL had more...Also had 6 bunt singles.

1987: Limited to 75 games because of a severely sprained right ankle sustained in a clubhouse accident on June 5...Was batting .304 for New Britain (AA) at the time...Missed 49 games...Promoted to Pawtucket on Aug 8...Hit safely in 18 of 23 games with PawSox...Added to big league roster in November...Batted .350 in the Mexican League for Tijuana, but didn't have enough plate appearances to qualify for the batting title.

EARLY CAREER: Signed for the Red Sox by **Joe Stephenson**...With Winter Haven in 1986, was named to post-season Florida State League All-Star team...Led FSL with 107 walks and .459 on-base percentage...Was tied for 3rd in homers (12) and 7th in batting (.319)...In 1985, at Elmira, led the New York-Penn League in walks (67 in 71 games) and in triples (tied, 6)...Played for the Red Sox in Hall of Fame Game at Cooperstown, July 29, '85...Stole 57 bases in 1st 2 pro seasons.

AMATEUR CAREER: Graduated from Carlsbad (CA) High School in '82...Named team mvp in '79 and '80, and all-league and all-North County in '81 and '82...Also lettered 3 times as a guard on the basketball team...Attended University of California at Irvine, '82-'85...As a sophomore in '84, he hit 8 triples, tied for 3rd in the nation with **Oddibe McDowell**, then of Arizona State...Played outfield and 1st base in college.

PERSONAL: Born in Silver Spring, MD, but family moved to California when he was an infant...His father, **Jerry**, ran track at University of California-Santa Barbara...An uncle played on several world class fast-pitch softball teams...Studied economics at UC-Irvine...Single.

JUAN BELL (MATHEY) 1

Born: Mar 29, 1968

Height: 5'11"; Weight: 176

Bats: L-R; Throws: R

Position: Shortstop

Birthplace/Residence: Born and still resides in San Pedro de Macoris, D.R.

Contract Status: Signed thru '92.

Tenure: 1 year, 47 days.

Signed Originally with: Los Angeles.

Signed by Hank Jones.



YEAR	CLUB	AVG.	G	AB	R	H	2B	3B	HR	RBI	BB	SO	SB	CS	HP
1985	Brad. Dodgers-1	.160	42	106	11	17	0	0	0	8	12	20	2	1	1
1986	Sarasota	.240	59	217	38	52	6	2	0	26	29	28	12	2	1
1987	Bakersfield	.245	134	473	54	116	15	3	4	58	43	91	21	7	3
1988	San Antonio	.279	61	215	37	60	4	2	5	21	16	37	11	3	2
	Albuquerque-2	.300	73	257	42	77	9	3	8	45	16	70	7	9	1
1989	Rochester	.262	116	408	50	107	15	6	2	32	39	92	17	10	1
	Baltimore	.000	8	4	2	0	0	0	0	0	0	1	1	0	0
1990	Rochester	.285	82	326	59	93	12	5	6	35	36	59	16	12	3
	Baltimore	.000	5	2	1	0	0	0	0	0	0	1	0	0	0
1991	Baltimore	.172	100	209	26	36	9	2	1	15	8	53	1	0	0
ML Totals		.167	113	215	29	36	9	2	1	15	8	53	1	0	0
Pro Totals		.252	680	2217	320	558	70	23	26	240	199	450	87	44	12

1-Signed by Los Angeles as an undrafted free agent on 9/1/84.

2-Acquired by Orioles from Los Angeles, along with pitchers Brian Holton and Ken Howell, in deal for first baseman Eddie Murray on 12/4/88.

Career Highs, Game: Runs-3 (Oct 5, '91 vs Det at Bal); Hits-3 (June 23², '91 at KC); HR-1 (July 29, '91 at Sea); RBI-3 (June 23², '91 at KC).

Hitting Streak: 4, 3 times (latest Aug 13² thru 16, '91).

Grand Slams: None.

1991 SEASON SUMMARY

Had his 1st-ever ML multi-hit game, May 22 at Detroit (2-for-4)...On June 23², at KC, he had 3 hits and 3 RBI...Was 7-for-21 (.333) against Milwaukee with 3 straight 2-hit games, Aug 5-6-7...Had a trio of 4-game hit streaks, the

longest of his ML career: July 29-Aug 2 (15-5, .333), Aug 4-7 (13-7, .538) Aug 13²-16 (16-4, .250).

ML FIRSTS: Collected his initial hit, Apr 23, a single off Jack McDowell at Chicago; his 1st rbi, June 23², at KC; his 1st home run, July 29 at Seattle against Erik Hanson and played his 1st game in the outfield (leftfield), June 8 vs Toronto.

DROUGHT QUENCHED: Was 0-for-18 at Memorial Stadium in his career prior to a single, July 20, against the Mariners.

TIGER TAMER: Batted .300 (20-6) against Detroit including 3-for-8 at Tiger Stadium...Scored 3 runs in a game against the Bengals, Oct 5...Also had his 1st multi hit game, May 22.

BELL BY MONTH

1991 SEASON					LIFETIME				
AVG.	AB	H	HR	RBI	MONTH	AVG.	AB	H	HR
.143	14	2	0	0	April	.143	14	2	0
.125	16	2	0	0	May	.125	16	2	0
.167	24	4	0	3	June	.167	24	4	0
.180	61	11	1	3	July	.180	61	11	1
.200	65	13	0	9	August	.200	65	13	0
.138	29	4	0	0	Sep-Oct	.114	35	4	0

1991 AND MAJOR LEAGUE CAREER

SWITCH HITTING: Natural righthanded hitter...Began switch hitting at age 13...Of his 1st 6 ML at bats, 5 came as a lefthanded batter...He's a .157 hitter lefthanded (166-31) and .102 righthanded (49-5) lifetime in majors.

WINTER BALL: Has played for Lacey in the Dominican League in each of the past 4 seasons, 1988-89-90-91...Batted .244 (123-30) with 7 stolen bases last winter.

IN THE FIELD: In '89-'90, he played on defense only 4 times in major league games: shortstop, Sep 25, '90 at New York; 2nd base, Sep 6, '89 vs Cleveland; shortstop, Sep 17, '89 vs Kansas City; 2nd, then short, Oct 1, '89 at Toronto.!

PREVIOUS CAREER HIGHLIGHTS

1990: Repeated his '89 scenario of playing at Rochester until he was called up to the Orioles when the roster expanded in September...While in AAA, he led the Red Wings with 5 triples and was 2nd on the team with 16 stolen bases...It was the 5th consecutive season he reached double figures in steals in his minor league career (total of 84)...Had 4 hit streaks of at least 7 games including his longest (11 games, June 7-19), in which he batted .455 (44-20)...He twice had 4 hits in a game.

ORIOLES '90: Joined the team Sep 15 after the Alliance World Series. Appeared in 5 games, but batted only twice, Sep 25 at New York...Played shortstop for part of that game and was a pinch runner in his other 4 appearances.

1989 SEASON: For the 1st time in his professional career, he played baseball north of Bakersfield, CA...Took some time to adjust to a cold-weather climate...Was on the disabled list, May 26-June 22 with tendinitis in his right shoulder...Was batting .230 (165-38) with 8 walks and 38 strikeouts through May...Rebounded to hit .286 in June, .279 in July and .288 in August...After returning to the lineup, he hit .284 (243-69) with 31 walks and 53 strikeouts.

ROCHESTER '89: Came off the dl and hit in 10 consecutive games, June 22-July 1 (35-11, .314)...Had 4 hits, July 14² vs Richmond...Had six 3-hit games and 16 two-hit games.

MAJOR LEAGUE DEBUT '89: Came Sep 6 vs Cleveland; played 2nd base in the 8th and 9th innings and had a putout and an assist. Recalled from Rochester on Sep 2...Appeared in 8 games, one start, 5 as a pinch runner and batted only in one game, Oct 1 at Toronto (started at 2nd base, also played shortstop, went 0-for-4 with a strikeout).

MINOR LEAGUE CAREER

1988 SEASON: Began season at San Antonio, promoted to Albuquerque on June 17...Hit safely in 20 of his last 24 games at San Antonio (.301, 33-28)...Got off to a 1-for-16 start at Albuquerque, then batted .315 (241-76) the rest of the season...Had 11-game hit streak, June 28-July 8, batting .463

(41-19)...Hit 2 homers the last day of the season, Sep 5, vs Las Vegas, giving him 6 in his last 28 games...At Albuquerque, he hit .328 (186-61) as a lefty and .225 (71-16) from the right side. Overall, batted .271 (144-39) righthanded and .300 (327-98) lefthanded.

1987 SEASON: Led California League shortstops in assists (431) and errors (53)...Belted a grand slam and drove in 7 runs, June 12, in 14-9 win over Fresno.

1986 SEASON: Led Gulf Coast League shortstops in total chances (293) and assists (193) while helping to lead the Dodgers to the league championship...Had 2 hits and 2 rbi in pennant-clinching game.

PERSONAL: Attended Gastone F. Deligne High School...Younger brother of the Chicago Cubs' George Bell...Another older brother, Rolando, was an infielder in the Dodgers' system for 3 years before being released prior to the '88 season...Single...Nickname is Tito.

GLENN EARL DAVIS 37

Born: Mar 28, '61

Height: 6'3"; Weight: 211

Bats, R; Throws, R


Position: First base

Birthplace/Residence: Born and raised in Jacksonville, FL...Resides in Hunt Valley, MD.

Contract Status: Signed thru '93.

Tenure: 6 years, 145 days.

Signed Originally with: Houston. Signed by Gerry Hunsicker.



YEAR	CLUB	AVG.	G	AB	R	H	2B	3B	HR	RBI	BB	SO	SB	CS	HP
1981	Sarasota-1	.261	54	188	27	49	7	1	6	35	18	31	0	3	2
1982	Daytona Beach	.315	103	378	70	119	28	3	*19	79	44	77	1	2	6
	Columbus	.247	26	97	14	24	6	1	4	8	5	26	7	0	1
1983	Columbus	.299	118	445	68	133	19	3	*25	85	40	87	1	2	9
	Tucson	.211	15	57	5	12	3	0	1	8	3	10	0	1	1
1984	Tucson	.297	131	471	66	140	28	7	16	94	49	88	5	2	5
	Houston	.213	18	61	6	13	5	0	2	8	4	12	0	0	0
1985	Tucson	.305	60	220	22	67	24	2	5	35	13	23	3	0	3
	Houston	.271	100	350	51	95	11	0	20	64	27	68	0	0	7
1986	Houston	.265	158	574	91	152	32	3	31	101	64	72	3	1	9
1987	Houston	.251	151	578	70	145	35	2	27	93	47	84	4	1	5
1988	Houston	.271	152	561	78	152	26	0	30	99	53	77	4	3	11
1989	Houston	.269	158	581	87	156	26	1	34	89	69	123	4	2	7
1990	Houston	.251	93	327	44	82	15	4	22	64	46	54	8	3	8
	Columbus-2	.297	12	37	3	11	0	0	1	8	2	9	1	0	1
1991	Baltimore	.227	49	176	29	40	9	1	10	28	16	29	4	0	5
	Hagerstown	.250	7	24	4	6	1	0	1	3	1	2	0	0	0
ML Totals		.260	879	3,208	456	835	159	11	176	546	326	519	27	10	52

* Led League * Tied for League Lead

1 - Selected by Houston in Jan '81 free agent draft (1st round, secondary phase). Previously drafted by the Orioles in June '79 free agent draft (31st round) but did not sign.

2 - Acquired by Orioles from Houston in exchange for pitchers Pete Harnisch and Curt Schilling and outfielder Steve Finley on 1/10/91.

Career Highs: Game: **Runs- 4**, (Aug 20, '86 vs. Stl. at Hou); **Hits-4, three times**, (latest Jul 13, '89 at Phi.); **HR-3, twice**, (Sep. 10, '87 at SD and June 1, '90 at SF); **2, 8 times**, (latest May 26, '90 at Chi.); **RBI- 5, 8 times**, (latest Aug 20, '91 at Tex).

Hitting Streak: 11, twice, (latest Aug 26 thru Sep 6, '88).

Grand Slams: None.

1991 SEASON SUMMARY

Went on the disabled list on Apr 26 with an injury to the spinal accessory nerve in his neck which caused weakness in his right shoulder...Did not have surgery, instead underwent a demanding rehabilitation program.

Missed 105 games before returning on Aug 19...O's were 43-62 in his absence...Was 4th in the AL in homers (4) and 7th in slugging (.585) when he went on DL.

Over a full season, **Davis'** numbers project to 33 homers and 93 rbi...Made 45 starts, 10 at DH, 35 at first base...Of his 28 rbi, 13 were

game-tying go ahead.

BEFORE INJURY: Originally injured neck in a spring training game March 12, but missed only about a week of Grapefruit League play and was in the lineup on Opening Day, Apr 6...Delivered an rbi double in his first at bat as an Oriole that day vs. Chicago...Hit a pinch-hit home run at Chicago while batting .244 (41-10, hr-4, rbi-8) in 12 games when he went on the DL.

RETURN: Began his rehab assignment on Aug 10 at AA Hagerstown...Returned to the Orioles Aug 19 and in his second game back on Aug 20 at Texas, he went 2-for-4 with a double, homer and 5 rbi, tying his career high...On Sep 7 he singled, doubled and homered off Ben Saberhagen to lead to O's 6-2 win over KC.

Helped by his 5 homers in September the Orioles led the Majors in homers the final month of the season, homering in 27 of their final 30 games...Batted .222 (135-30, hr-6, rbi-20) in 37 games after returning from DL.

1991 AND MAJOR LEAGUE CAREER

HOME RUNS: In his career, has averaged one home run every 18.2 at bats, the 11th best average in the majors (minimum 100 career homers), despite playing the first 7 years of his career in the Astrodome, which during his career there was the 2nd toughest stadium in the majors in which to hit a home run, trailing only St. Louis...His breakdown is one home run every 16.2 at bats away from the Astrodome and one every 21.19 at the Dome.

Despite getting only 503 at bats combined the last 2 years, he has hit 174 homers over the last 7 years (since becoming a regular in '85)...Those 174 homers are 12th in the majors over that span.

Sans Slam: Enters the '90 season with 176 career home runs and no grand slams, tied with **Ron Kittle** for the most homers without a slam in Major League history.

Multi-Homer Games: Has had 10 multi-homer games, none at the Astrodome...Is one of 11 active players to have more than one 3-homer game...Delivered a hat trick on June 1, '90 at Candlestick Park (2 off **Trevor Wilson**, one off **Jeff Brantley**)...In that game, lost by Houston, 6-5, Davis drove in all 5 runs, scored 3 and had 3 of the club's 5 hits...He also hit 3 Sep 10, '87 at San Diego (2 off **Mark Grant**, one off **Mark Davis**).

SLUGGING: His .481 (TB-1544) career slugging average is 20th among active major leaguers, just ahead of **Ken Griffey Jr.** (.479), **Dave Winfield** (.479), **Bo Jackson** (.477), **Mike Greenwell** (.476) and **Ruben Sierra** (.474)...His .482 slugging mark as an Astro was the highest in that club's history.

ASTRO POWER: Led Houston in homers, '85 thru '89, and rbi, '86 thru '89...Left as Houston's 2nd leading home run hitter of all-time (166) behind **Jimmy Wynn** (223)...Became the first Astro to string 6 straight 20+ homer seasons.

DEFENSE: Normally a solid defensive player, on Apr 18, '91 at Milwaukee, he tied an AL record when he committed 4 errors...It was the 4th time it has happened in the AL, the last time by **Jimmy Wasdell** of the Senators, May 3, '39.

His .976 (TC-334, E-8) fielding average in '91 was well below his previous career average (.992)...His current career fielding average is .991 (TC-7893, E-67) at first base...In '88, his .996 fielding mark (TC-1464, E-6) led the NL and tied a Houston record also held by one-time Oriole **Lee May** (.72).

Played 9 games in RF (8 starts) when he was recalled in '85, the only games he's played other than at 1B...Career stats as an outfielder (PO-17, A-0, E-0)...Last played there on June 30, '85.

GAMES PLAYED: Has missed the equivalent of more than a full season over the last 2 years...Missed 60+ games in '90 with a rib cage injury...Prior to '90, he had played in 96% (779 of 813) of Houston's games from the time he was called up for good in '85 until the injury struck him in June '90.

HIT BY PITCH: Despite limited play in '91, tied for club lead with 5 hit by pitches...Has been hit by 52 pitches over the last 7 seasons (starting '85), only 2 other active players have been hit more since then: **Brian Downing** (81) and **Carlton Fisk** (53)...His 52 career HBPs are 12th overall among active players...Fisk is the active leader with 141.

Tied a major league record when he was hit by a pitch 3 times on Opening Day, Apr 9, '90 against Cincinnati (also walked twice that game).

GLENN DAVIS BY MONTH

1991					LIFETIME					
AVG.	AB	H	HR	RBI	MONTH	AVG.	AB	H	HR	RBI
.244	41	10	4	8	April	.276	439	121	31	82
—	—	—	—	—	May	.264	501	132	24	82
—	—	—	—	—	June	.244	520	127	31	80
—	—	—	—	—	July	.280	432	121	29	92
.184	38	7	1	8	August	.239	515	123	24	76
.237	97	23	5	12	Sep-Oct	.263	801	211	37	134

PREVIOUS CAREER HIGHLIGHTS

1990: Was leading the National League in homers on June 13 with 19 in his first 60 games before a rib cage injury sidelined him a week later for a little more than 2 months...Didn't return until the end of August and finished with his lowest home run total since '85...Failed to lead the club in home runs for the first time since '84.

Finished with the 6th best home runs to at bats ratio in the majors (minimum of 10 home runs) with a 14.86 mark...Hit his first 19 home runs over a span of 53 games (198 ABs), Apr 18-June 13.

Although he played in only 17 games in June, he hit 9 homers, matching the best month of his career (also hit 9 in Aug '89).

Batted club-high .343 in April and was batting .337 (86-29) on May 5 after 23 games, but hit only .202 (148-30) before going on the DL June 25...Was 1-for-20 when deactivated...Batted .247 (93-23, HR-3) in 27 games after returning from DL on Aug 29.

Had 18 homers and 42 rbi in 43 games on the road and 4 homers and 22 rbi in 50 games in the Astrodome.

Despite missing more than 2 months was 6th in the NL in intentional walks with 17.

Was a member of the Major League All-Stars which toured Japan that fall and played 8 games against an all-star team from the Japanese Central and Pacific Leagues...Davis batted .250 (20-5, HR-1, RBI-4) in 6 games...The major leaguers were 3-4-1.

1989: Became the first Astro player to hit 30 or more homers in 3 seasons...His 34 homers tied **Eric Davis** for 3rd in the NL...Was 7th in rbi (89)...Also finished in the top 10 in slugging (7th, .492); extra base hits (5th, 61); total bases (6th, 286) and multi-hit games (6th, 47)...Placed 7th in the NL MVP voting...Homered in 4 straight games, Apr 23-26.

1988: Won his only Most Valuable Astro award...Finished 2nd in NL with 30 homers, including league-high 23 against righthanders...Tied for 5th in rbi (99).

1987: Hit a 3-run homer at Philadelphia on July 2 off **Steve Bedrosian** in the 9th inning to break the relievers NL record of 13 consecutive app's with a save.

1986: In his first full season in the league he was the runner-up in the NL MVP voting to **Mike Schmidt** (287 points to 231) to help the Astros to a club record 96 wins the AL West title...Had 16 gwrbi, tied with **Gary Carter** for NL lead...Won The Sporting News Silver Slugger Award as the league's top hitting first sacker.

Post Season: Became the 3rd player in history to homer in his first NLCS at bat when he homered off **Dwight Gooden** in game #1 giving the Astros a 1-0 win...Also had 3 hits in game #6, a 7-6 loss in 16 innings.

1985: Led club in home runs (20) despite not joining club until the 57th game of the season...Set a Houston record for most homers by a rookie...Named to the Topps All-Rookie team.

1984: Hit safely in his first 8 starts after being recalled from Tucson in September...Doubled off **Ricky Horton** in his first game for his first ML hit on Sep. 2 at St. Louis...First homer came at San Francisco off **Scott Garrelts**.

MINOR LEAGUE CAREER: In 4 full minor league seasons he won 2 league home run titles ('82, Florida State League, 19 homers and '83, Southern League, 25 hrs, tied)...Played some 3B in addition 1B and OF in minors.

STORM AND GLENN: Last December 17, when the Orioles re-introduced newly acquired **Storm Davis** to the media, it was **Glenn** who stepped to

the microphone to introduce him...Although they are not related by blood, both lived at different times under the same roof, at Storm's parents' house...The two were high school teammates at University Christian High School in Jacksonville, FL.

They played baseball and football for Storm's father, George Sr...The team was state champion in '78 and '79.

Out of high school, both were drafted in '79 by the Orioles (Storm in the 7th round, Glenn in the 32nd)...Storm signed but Glenn opted for college and moved in with the Davises...Glenn went on to Manatee Junior College and University of Georgia, where one season he batted .394 with 14 homers and 54 rbi.

This season they will be teammates for the first time since their senior year of high school in '79.

THE CARPENTER'S WAY RANCH: Founded by Glenn and his wife, Teresa, The Carpenter's Way Ranch provides a home for abandoned, emotionally, and physically abused children and orphans. Located in Columbus, GA, the ranch officially opened earlier this year on February 6...Funded largely on donations made by the Davises, the ranch is a 500 square feet, built on 20 acres of rural farmland...It will initially house boys 8 to 15...Plans for a second girls home are under consideration.

IN THE COMMUNITY: In his first year in Baltimore last season, Glenn donated \$1,000 for each homer to four charitable organizations: The Maryland Food Bank, The Maryland Special Olympics, The Door (community based family center) and The House of Ruth (home for battered women and children)...In addition, Davis contributed over \$20,000 toward Orioles tickets distributed to needy children who might otherwise might not be able to see a baseball game.


In '91, Glenn was the recipient of the 2nd Annual Bart Giamatti Carling Award at the Baseball Alumni Team (BAT) awards dinner in New York...Davis was honored for his charitable works in Houston and his hometown of Columbus, GA, including the Carpenter's Way Ranch, in Columbus. The Orioles' Cal Ripken won the first award in 1990.

Also in '91, he became the 36th winner of the annual Lou Gehrig Memorial Award given by the Phi Delta Theta national collegiate fraternity to the major leaguer who best fits the image and character of the Hall of Fame first baseman who was a member of the fraternity at Columbia University.

PERSONAL: Glenn and his wife, the former Teresa Beesley, have three daughters: Sharayah Rochelle (1/1/87), Tiffany Chante' (6/20/88) and Gabrielle Tanah (8/14/90)...Glenn and Teresa visited Israel in the off-season as part of an on-site Bible study.

GEORGE (STORM) EARL DAVIS, JR. 34

Born: Dec 26, 1961
Height: 6'4"; **Weight:** 225
Bats, R; Throws, R
Position: Pitcher
Birthplace/Residence: Born in Dallas, TX... Grew up in Jacksonville, FL, and resides in Atlantic Beach, FL.
Contract Status: Signed thru '92.
Tenure: 9 years, 150 days.
Signed Originally With: Orioles. Signed by Jack Sanford.



TWO WINS IN ONE DAY

Wes Stock is the only pitcher to have won both ends of a doubleheader in an Orioles uniform. He did it on May 26, '63 in Cleveland. Both Scott McGregor (9/14/77 at Tor) and Tippy Martinez (9/14/82 home vs NY) have saved 2 games in a day. Don Aase, though he was the O's mvp in '86 (34 saves), had a bad day on Aug 28, and became the only Oriole to lose both ends of a doubleheader, at Oakland.

YEAR	CLUB	W-L	ERA	G	CS	CG	SHO	SV	IP	H	R	ER	BB	SO
1979	Bluefield-1	4-4	3.88	10	10	3	1	0	58.0	44	34	25	30	54
1980	Miami	9-12	3.52	25	25	7	0	0	151.0	157	85	59	55	90
1981	Charlotte	14-10	3.47	28	28	6	2	0	187.0	215	86	72	65	199
1982	Rochester	2-1	3.71	4	4	0	0	0	26.2	25	13	11	7	27
1983	Baltimore	8-4	3.49	29	8	1	0	0	100.2	96	40	39	28	67
1984	Baltimore	13-7	3.59	34	29	6	1	0	200.1	180	90	80	64	125
1985	Baltimore	14-9	3.12	35	31	10	2	1	225.0	205	86	78	71	105
1986	Baltimore	10-8	4.53	31	28	8	1	0	175.0	172	92	88	70	93
1986	Baltimore-2	9-12	3.62	25	25	2	0	0	154.0	166	70	62	49	96
1987	San Diego	2-7	6.18	21	10	0	0	0	62.2	70	48	43	36	37
1987	Oakland-3	1-1	3.26	5	5	0	0	0	30.1	28	13	11	11	28
1988	Oakland	16-7	3.7	33	33	1	0	0	201.2	211	86	83	91	127
1988	Oakland	19-7	4.36	31	31	1	0	0	169.1	187	91	82	68	91
1990	Kansas City-4	7-10	4.74	21	20	0	0	0	112.0	129	66	59	35	62
1991	Kansas City-5	3-9	4.96	51	9	1	1	2	114.1	140	69	63	46	53
AL Totals		100-74	3.91	295	219	30	5	3	1482.2	1514	703	645	533	847
NL Totals		2-7	6.18	21	10	0	0	0	62.2	70	48	43	36	37
ML Totals		102-81	4.01	316	229	30	5	3	1545.1	1584	751	688	569	887

1-Selected by Orioles in June '79 free agent draft (7th round). Signed by Jack Sanford on 6/6/79.

2-Acquired by San Diego from the Orioles in deal for pitcher Mark Williamson and catcher Terry Kennedy on 10/30/86.

3-Acquired by Oakland from San Diego in deal for two players to be named later on 8/30/87. Pitcher Dave Leiper was sent to Padres on 8/31, and 1B Rob Nelson on 9/8, completing the deal.

4-Signed by Kansas City as a free agent on 12/7/89.

5-Acquired by Orioles from Kansas City in deal for catcher Bob Melvin on 12/11/91.

Low Hitters: 3, 5 times (latest Aug 30, '85 vs Sea at Bal); 4, twice (latest Apr 20, '86 vs Tex at Bal).

Strikeout Highs: 8, 4 times (latest apr 25, '85 at Tor)

Walk High: 7 (Apr 16, '88 vs Chi at Oak).

Winning Streak: 10 (July 8 thru Sep 5, '88).

Losing Streak: 7 (Aug 19, '86 thru Apr 30, '87)

Pitches: Fastball, curve, slider, forkball.

1991 SEASON SUMMARY

Began the season in the rotation, but after 9 starts was moved to the bullpen in late May and wound up second on the Royals' staff in appearances (51)...Was 2-5 (4.18, ip-51.2, h-57, er-24) in 9 starts and 1-4 with 2 saves (4.45, ip-62.2, h-83, er-31) in 42 relief appearances.

Was 2-1 (4.23) after 3 starts including a win in his 1st start vs NY on Apr 12 and a 5-hit, complete game shutout at Cleveland on Apr 23, his 1st shutout since Aug 30, '85 (for the Orioles at home over Seattle)...Had made 130 starts in between...It was his 100th Major League win.

Then went 0-4 over his next 6 starts and was moved to the bullpen on May 29...His last start came May 24 in a 3-2 loss at Minnesota.

As a reliever between June 2 and July 26 he allowed only 4 earned runs in 36.1 innings covering 22 games, lowering his era from 5.30 to 3.57...However, finished the season allowing runs in 13 of his last 18 appearances, surrendering 27 earned runs in a 23.2-inning span.

Earned the 1st of 2 saves on June 19 with 3 scoreless innings at Texas, his 1st save since Apr 10, '84 vs the Royals...Lost to the Orioles in relief, in 2nd game of O's doubleheader sweep on June 23 at KC...On the season, however, he allowed only one earned run and 7 hits in 10 innings (0.90) vs the O's...Opponents batted .306 off him, including .335 by left-handed hitters.

1991 AND MAJOR LEAGUE CAREER

WINS: Among the 39 active pitchers with 100+ Major League wins, only 3 are younger: **Dwight Gooden**, **Roger Clemens** and **Bret Saberhagen**...Is one of 15 active pitchers to win his 100th game before turning 30.

WINNING: Despite going 10-19 with Kansas City the last 2 seasons, has a .574 (100-74) lifetime in the American League, 12th best among active pitchers with 50 or more decisions in the AL, just ahead of **Dave Stieb** (.5747 to .5743)...Has the 10th best winning percentage in Orioles' history (.574, 54-40)...Has a 24-6 lifetime record in July.

1st HALF/2nd HALF: Is 43-49 (4.02, ip-835, h-833, er-373) during his career before the All-Star break and 59-32 (3.99, ip-710.1, h-751, er-315) after.

FAVORITE PARKS: Is 6-0 lifetime at Cleveland, 5-2 at Detroit and Seattle, 7-3 at Texas and 18-10 at Oakland.

STARTING/RELIEVING: Lifetime, is 98-73 (.573) as a starter and 4-8 in

relief...His teams have gone 137-92 (.598) in games he has started...Has completed only 3 of 108 starts since leaving the Orioles in '86.

POST-SEASON: Has made 6 post-season starts with Orioles and A's and his teams are 3-3 in those games...In his 3 ALCS starts, didn't allow an earned run in his first 15.1 innings (4th inning of his 3rd start)...In '83 with the O's, he started game #4 of the ALCS at Comiskey Park and went into the 7th with the game scoreless...He yielded to **Tippy Martinez** and the O's scored 3 in the 10th to capture their 6th AL pennant.

In '88 with Oakland, he hooked up in a pitcher's duel with Boston's **Roger Clemens** and though neither got the decision, the A's won 4-3 in game #2 of their 4-game sweep of the Sox...In game #3 of the '89 LCS at Toronto, he took a 3-0 lead into the 4th but couldn't hold it and lost 7-3 to **Jimmy Key**.

Earned his lone post-season win in game #4 of the '83 World Series when he got credit for a 5-4 win over Philadelphia's **John Denny**...In '89 World Series, he lost twice to **Orel Hershiser** in games #2 and #5.

STORM DAVIS BY MONTH

1991										LIFETIME									
W	L	SHO	ERA	IP	ER	G	MONTH	W	L	SHO	ERA	IP	ER	G	MONTH	W	L	SHO	ERA
2	1	1	3.60	25.0	10	4	April	10	12	1	3.95	227.2	100	46					
0	4	0	6.28	28.2	20	6	May	16	16	1	4.11	282.2	129	55					
0	2	0	1.50	18.0	3	12	June	12	19	2	3.75	261.2	109	57					
1	0	0	2.66	23.2	7	13	July	24	6	0	3.87	246.2	106	59					
1	2	0	10.32	11.1	13	9	August	24	17	1	3.88	306.1	132	63					
0	0	0	11.74	7.2	10	7	Sep-Oct	16	11	0	4.57	220.1	112	48					

PREVIOUS CAREER HIGHLIGHTS:

1990: Plagued by injuries in his 1st season with Royals...Made 2 trips to the disabled list with a bruised right index finger...Injury originally occurred on May 30 on **Cecil Fielder's** one-hopper...On the dl, May 31-June 21 and July 1-17...Best game was May 20 at NY when he retired 20 straight batters while hurling a one-hitter for 7.1 innings, but did not figure in the decision...Sprained knee limited him to just one start after Aug 31.

Entered the season a combined 28-7 against the Orioles, Mariners and Rangers, but went 0-7 against those 3 clubs, 0-2 vs the Orioles.

OAKLAND, '87-'89: Began the '87 season with San Diego, but dropped his first 4 decisions and on June 30 went on the dl with torn cartilage in his rib cage...Obtained by Oakland on Aug 30 and made 5 starts for the 81-80 A's.

In '88, was named AL Comeback Player of the Year by The Sporting News...Had a career-high 10-game win streak over 12 starts, July 8-Sep 5...Beat the Orioles twice during the streak, a pair of decisions over **Day Tibbs**...Had the AL's 5th best winning percentage (.696).

Averaged a little more than 6 ip per start...In '89, just missed a 20-win season...Won #19 on Sep 24 at Minnesota and had one more start, Sep 25 vs. KC...Took a 3-2 lead into the 8th, but the Royals tied the score and Storm left that inning...A's eventually won 4-3 in the bottom of the 9th.

Started slowly, winning only once in his first 6 starts...A strained left hamstring forced him onto the dl on May 18 with a 3-3 record.

Came off dl June 10 and turned his season around, going 16-4 (3.87) the rest of the season...Wound up tied for 3rd in the AL in wins...The A's were 24-7 in his 31 starts and averaged 6.6 runs in his 19 wins.

1986: Had 2 stints on the dl and after winning 4 of his first 6 decisions, he went 5-10 the rest of the year...Suffered injured right hip and tore ligaments in his left ankle covering 1st base at California on Sep 3 and was out the rest of the season...It was his last appearance as an Oriole.

1985: O's Opening Day starter, but entering August was only 5-7 (5.24)...Then went 5-1 (2.72) in his last 8 starts...In his last 2 starts, he was forced out of each game after being struck by a line drive...On Sep 15 vs Detroit, **Lou Whitaker**, the 1st batter of the game, hit him on the left shin, leaving a bad bruise. The in his last start on Sep 21 vs NY, he was hit on the right wrist by a **Mike Pagliarulo** liner and didn't pitch the rest of the season.

Allowed 24 first-inning runs in 28 starts...Allowed only 11 homers in 175 innings, 3rd best ratio among AL starters.

1984: Finished 7th in the AL with a 3.12 era (ip-225, er-78) and tied for 9th in the league with 10 complete games...Lost 5 one-run games...Allowed 3

runs or less in 24 of 31 starts...Allowed just 7 homers in 225 innings, best ratio in the majors...His era was below 3.00 all season until Sep 22...Won 6 straight decisions, July 12-Aug 6.

1983: For the 2nd consecutive year, was the youngest player in the AL (before rosters expanded in September)...Joined the Orioles' rotation on May 1, replacing disabled **Jim Palmer**...Led O's with 125 strikeouts and was 2nd in innings pitched (200.1)...Pitched the division clinching game on Sep 25, 5-1 at Milwaukee.

Hurled 1st ML shutout at Fenway Park on June 10, a 3-hit, 3-0 over the Red Sox...Became the 7th pitcher in O's history to lose a no-hitter in the 9th inning when Detroit's **Rick Leach** homered off him on June 26...With relief help from **Tippy Martinez**, Storm won 3-1.

1982: Made his ML debut in relief against Oakland on Apr 29 at 20 years, 4 months of age...Was the youngest Oriole to appear in a ML game since **Mike Adamson** made his debut at 19 years, 9 months in July '67.

Lost his 1st decision, 4-3 in relief, a 16-inning game at NY...Earned his 1st big league win in his 1st start, July 3 at Detroit, 8-3...Beat Milwaukee, 7-1 on Oct 1, for his 1st cg in that pressure-packed final series for the division title.

MINOR LEAGUE CAREER: Pitched only 4 games at Triple A level, those coming at Rochester in '82...In all 3 years in the O's minor league system, he led the teams he played on in strikeouts...In '81, he led the Southern League in victories (14).

AMATEUR CAREER: Was 42-3 in 3 seasons at University Christian High School (graduated along with **Glenn Davis** in '79)...Both were drafted that year by the Orioles (Storm in the 7th round, Glenn in the 32nd)...For further information on Storm and Glenn, see Glenn's biography.

Storm's father, **George Sr.**, was their high school coach...Storm struck out 496 batters in 278 innings in high school had a 0.45 era...Was named team mvp 3 times and all-state twice...Pitched school to state championship in '78 and '79.

Was also all-conference in football in '76, '77 and '78, and lettered twice in basketball...Tied school record for most points in a game (31).

NICKNAME: The nickname, "**Storm**," originated before he was born...While his mother was pregnant with him, she was reading a book entitled "Dates on Trial," involving a character named **Dr. Storm**...She wanted her son to have the same qualities as the character possessed, thus the nickname.

PERSONAL: He and his wife, **Angie**, have 3 children: **Zachary** (6/26/86), **Caleb** (1/9/88) and **Erin** (7/5/89).

ALAN BERNARD MILLS 75

Born: Oct. 18, 1966

Height: 6'1"; **Weight:** 190

Bats, S; Throws, R


Position: Pitcher

Birthplace/Residence: Lakeland, FL... Lakeland, FL.

Contract Status: Signed thru '92.

Tenure: 152 days.

Signed Originally with: Angels.



Year	Club	W	L	ERA	G	GS	CG	SHO	SV	IP	H	R	ER	BB	SO
1986	Salem-1	6	6	4.63	14	14	1	0	0	83.2	77	58	43	60	50
1987	Prince William-2	2	11	6.09	35	8	0	0	1	85.2	102	75	58	64	53
1988	Prince William	3	8	4.13	42	5	0	0	4	93.2	93	56	43	43	59
1989	Fort Lauderdale	1	4	3.77	22	0	0	0	6	31.0	40	15	13	9	25
	Prince William	6	1	0.91	26	0	0	0	7	39.2	22	5	4	13	44
1990	New York (AL)	1	5	4.10	36	0	0	0	0	41.2	48	21	19	33	24
	Columbus	3	3	3.38	17	0	0	0	6	29.1	22	11	11	14	30
1991	Columbus	7	5	4.43	38	15	0	0	8	113.2	109	65	56	75	77
	New York (AL)-3	1	1	4.41	6	2	0	0	0	16.1	16	9	8	8	11
Minor League Totals		28	38	4.30	194	42	1	0	32	476.2	465	285	228	278	338
ML Totals		2	6	4.19	42	2	0	0	0	58.0	64	30	27	41	35

Selected by the Boston Red Sox organization in the Jan '86 free agent draft (1st round, 13 overall pick).
1-Selected by the California Angels in June '86 free agent draft (1st round, secondary phase).

2—Acquired by the New York Yankees from Angels on 6/22/87, completing deal in which Angels traded RHP Romanick and a player to be named later to Yankees for C Butch Wynegar, 12/19/86.
3—Acquired by Orioles in trade for 2 minor league players to be named later on 2/29/92.

SPRING TRAINING DEAL: Became a part of **Roland Hemond's** 30th trade as the Orioles general manager when he was acquired on the 9th day of '92 spring training, Feb 29, for 2 minor league players to be named.

1991 SEASON: Began the season with AAA Columbus, but was recalled by the Yankees on May 17...Was tied for the International League lead in saves at the time of his recall (6 svs, 1.47 era)...Was up with the Yankees for only 3 days and made 2 scoreless appearances against Seattle before returning to Columbus...Upon his return, became primarily a starter for the Clippers.

Returned to the Yankees following the Triple A playoffs on Sep 16...Made his 1st 2 ML starts, both against Cleveland...Lost his 1st, Sep 29, 5-2 at Cleveland (ip-3.1, er-5) and didn't get the decision in his 2nd start at home on Oct 4 (5.2, h-4, er-1).

With the Yankees, he held opponents to a .254 average, including 200 (20-2) by righthanded hitters.

1990, A BIG LEAP: Became the 1st Yankee since **Jose Rijo** in 1984 to jump from Class A to the majors when he made the big league roster out of spring training...Earned the James P Dawson Award that spring given annually by the Yankees beat writers to the outstanding rookie in Yankee spring training.

Made his ML debut Apr 14 vs Texas with 2.2 scoreless innings...Earned 1st big league win on June 21 at Toronto, despite allowing 1st ML homer to **John Olerud**...Lost twice to the Orioles, both in the 10th inning in relief...Fell 5-4 to **Brian Holton** on June 8 at Baltimore and 6-3 on Sep 24 to **Jose Bautista**...Is 0-2 lifetime vs the Orioles.

STARTING/RELIEVING: In 2 big league starts is 0-1 (9.00, ip-9, er-6)...As a reliever is 2-7 (3.86, ip-49, er-21) in 40 appearances.

MINOR LEAGUE CAREER: His 1st 4 full seasons were at Class A level...Was 12-29 in 1st 3 1/2 pro seasons, but on June 22, '89, went from Ft. Lauderdale to Prince William (both Class A), and went 6-1 while finishing all 26 of his appearances...Held opponents to a .164 average and averaged 9.88 strikeouts per 9 innings, 2nd best ratio among Carolina League relievers.

AMATEUR/PERSONAL: Attended Kathleen (Lakeland, FL) HS and Tuskegee University...Married (**Candace**).

CESAR SALVATOR DEVARES 59

Born: September 22, 1969

Height: 5'10" **Weight:** 175


Bats: R **Throws:** R

Birthplace/Residence: Born and still resides in San Francisco de Macoris, D.R.

Contract Status: Signed thru '92.

Tenure: None.

Signed Originally With: Orioles. Signed by Carlos Bernhardt.



YEAR	CLUB	CLS	AVG.	G	AB	R	H	2B	3B	HR	RBI	BB	SO	SB	CS	HP
1988-1																
1989	Bluefield	R	.214	12	42	3	9	4	0	0	7	1	5	0	0	0
1990	Wausau	A	.199	56	171	7	34	4	1	3	19	7	28	2	3	0
1991	Frederick	A	.251	74	235	25	59	13	2	3	29	14	28	2	2	4
Pro Totals			.228	142	448	35	102	21	3	6	55	22	61	4	5	4

1—Signed as a non-drafted free agent by Orioles on 2/6/88.

Notes: At Wausau (A), singled, homered and drove in 3 runs in his 1st game, Apr 7 at Appleton...Had 4 hits in a game, Aug 24 vs Rockford.

WINTER BALL: Spent the winter playing for Estrellas in the Dominican League (.200, g-23, ab-70, r-10, h-14, 2b-4, 3b-1, hr-1, rbi-5).

1991 SEASON SUMMARY

Had the 2nd best caught stealing percentage in the organization, throwing out 37 of 78 baserunners (47.4%) behind Jeff Tackett (49 of 94, 52%) and was 3rd among Carolina League catchers...Named to the mid-season all-star team...Drove in a season high 5 runs on Apr 16 at Winston-Salem...Hit .390 (41-16) during a 13-game stretch June 16-July 14...Best month was May, batting .281 (96-27).

MINOR LEAGUE CAREER: Behind the plate: Has a career 39.9% caught stealing percentage...Threw out 6 of 11 (54.5%) would-be base stealers in '89 and 18 of 64 (28.1%) in '90.

PERSONAL: Single...Played Little League in the Dominican Republic.

MICHAEL DEVEREAUX 12

Born: Apr. 10, 1963

Height: 6'0" **Weight:** 195

Bats: R; **Throws:** R

Position: Outfield


Birthplace/Residence: Born in Casper,

WY...Resides in Scottsdale, AZ.

Contract Status: Signed thru '92.

Tenure: 3 years, 86 days.

Signed Originally with: Los Angeles. Signed by Dennis Haren.



YEAR	CLUB	AVG.	G	AB	R	H	2B	3B	HR	RBI	BB	SO	SB	CS	HP
1985	Great Falls-1	.356	70	289	73	103	17	10	4	67	32	29	40	9	2
1986	San Antonio	.302	115	431	69	130	22	2	10	53	58	47	31	8	3
1987	San Antonio	.301	135	562	90	169	28	9	26	91	48	65	33	18	2
	Albuquerque	.273	3	11	2	3	1	0	1	1	0	2	1	0	0
	Los Angeles	.222	19	54	7	12	3	0	0	4	3	10	3	1	0
1988	Albuquerque	.340	109	423	88	144	26	4	13	76	44	46	33	9	2
	Los Angeles-2	.116	30	43	4	5	1	0	0	2	2	10	0	1	0
1989	Baltimore	.266	122	391	55	104	14	3	8	46	36	60	22	11	2
1990	Baltimore	.240	108	367	48	88	18	1	12	49	28	48	13	12	0
	Hagerstown	.250	4	20	4	5	3	0	0	3	0	1	0	1	0
1991	Baltimore	.260	149	608	82	158	27	10	19	59	47	115	16	9	2
NL Totals		.175	49	97	11	17	4	0	0	6	5	20	3	2	0
AL Totals		.256	379	1366	185	350	59	14	39	154	111	223	51	32	4
ML Totals		.251	428	1463	196	367	63	14	39	160	116	243	54	34	4

1—Selected by Los Angeles in 5th round of free agent draft June 1985.

2—Acquired by Orioles from Dodgers for RHP Mike Morgan on 3/11/89.

Career Highs, Game: **Runs-3, twice**, (Apr 28, '91 vs Mil at Bal and Jun 15, '91 at Tor); **Hits-4, 3 times**, (latest Jul 2, '91 vs Det at Bal); **HR-2**, (Apr 26, '91 vs Mil at Bal); **RBI-6**, (July 23, '90 at Det); **SB-3**, (May 17, '91 vs Cal at Bal)

Hitting Streak: 9, (May 25 thru June 2, '91).

Grand Slams-1, (see page 42).

1991 SEASON SUMMARY

Hit 16 of his 19 home runs in the leadoff spot, most by an O's leadoff man since **Don Buford** in '71 (19)...The 19 homers represented 46 per cent of the 41 hit by O's outfielders...His 115 strikeouts were the most ever by an O's leadoff hitter...Batted #1 in 128 of his 139 starts.

Finished with career-high 56 extra-base hits. In the last 12 years (starting '80), only 2 Orioles have had seasons with more: **Cal Ripken** and **Eddie Murray**.

Was the Orioles 2nd leading run producer (122, runs scored + rbi - homers) behind Cal Ripken (179)...Was also 2nd with 20 game-tying and go-ahead rbi.

His .313 on-base percentage, was 16 points below the AL average...Was one of only 8 players in the AL to strike out more than 100 times and walk less than 50...The league's only leadoff hitter with such numbers.

BATTING: For the 2nd straight year he started slowly, going 11-for-56 (.196). He started 12-for-66 (.182) in '90...Batted .345 (110-38) over his next 26 games to hike average to season-high .295 on June 5...Batted .421 (38-16) on the O's 1st trip to the West Coast, May 3-12.

Was batting .272 (302-82) thru July 13, 3 days after the All-Star break,

but hit only .248 (306-76) the rest of the season.

Had 15 games with 3 or more hits, only 3 fewer than club leader **Ripken**...Had the 1st 2-homer game of his career on Apr 26 vs Milwaukee (off **Mark Lee** and **Kevin Brown**).

On May 3, in a 2-0 win over California, he went 4-for-5 with 2 doubles and a homer...On June 15, he snapped an 0-for-16 slump with a 3-run homer in the O's 8-4 win at Toronto, snapping a season-high, 6-game losing streak. **QUADRUPLE DOUBLE**: Tripled on the final day of the season to become only the 2nd Oriole in club history to get 10 or more doubles, triples, homers and stolen bases...**Phil Bradley** did in 1989...Was one of only 3 players in the AL to do the "quadruple double," joining **Paul Molitor** and **Dwight Gooden**.

1991 AND MAJOR LEAGUE CAREER

STOLEN BASES: Stole club-high 16 bases in '91 and now has 51 in 4 seasons, already 13th on O's all-time list...Tied club record when he stole 3 bases May 17 vs California... Stole only 5 bases in his last 72 games. **FAVORITE PARKS**: In '91, batted .323 (161-52) in the AL Western Division ballparks...Has a lifetime average of .333 (63-21) at Kansas City and .355 (55-17) at Texas.

FIELDING: In '91, was 4th among ML outfielders in total chances with 412...All 139 starts were in centerfield...Has made 329 starts as an Oriole, 303 in CF, 26 in RF, none there since '89.

DEVEREAUX BY MONTH

1991						LIFETIME					
AVG.	AB	H	HR	RBI	MONTH	AVG.	AB	H	HR	RBI	MONTH
.208	53	11	2	2	April	.197	137	27	3	5	April
.348	92	32	4	10	May	.303	175	53	5	15	May
.203	123	25	3	11	June	.234	244	57	6	15	June
.304	102	31	3	10	July	.298	255	76	9	15	July
.238	122	29	3	12	August	.226	279	63	6	15	August
.259	116	30	4	14	Sep-Oct	.243	373	91	10	15	Sep-Oct

PREVIOUS CAREER HIGHLIGHTS

1990: Started slowly, batting only .143 (35-5) in April, and .182 (66-32) in May 16, the date he pulled his right hamstring...Was placed on the disabled list the next day...Rehabed at Frederick and Hagerstown.

Returned June 15 and batted .301 (146-44) over his 1st 38 games, sending him to a season-high .264 on July 31...Batted .206 (159-33) the rest of the season, but hit 6 homers after Aug 30 in 27 games, including club-high 5 in August.

Named AL Player of the Week, July 23-29, when he batted .423 (28-12) with 6 runs, 2 doubles, a triple, 3 home runs and 10 rbi...Homered in consecutive games at Detroit, July 23-24-25, including his 1st major league grand slam, July 23, off **Clay Parker**...Drove in a career-high 6 runs in the 8th inning...The next night, his home run in the 8th inning broke up a no-hit bid by **Jeff Robinson**.

1989: Produced 93 runs (rbi + runs - hrs), 4th among A.L. rookies...2nd among major league rookies with 22 stolen bases (**Jerome Walton** the Cubs had 24)...Only 2 O's rookies have ever had more: **Don Baylor** in '72 and **Al Bumbry** (23 in '73)...Only twice in the '80s did an Oriole hit more stolen bases: **Bumbry** (44 in '80 and **Alan Wiggins** 30 in '85).

From May 22-June 22, when the O's went 23-7 to go from 18-21 to 41-19, he batted .338 (74-25)...Had 3 game-winning rbi, all coming in the O's at bat, including 2 "sudden death" homers.

Hit 2 game-winning homers: July 15 off California's **Bob McClure** to win O's 11-9 win and Aug 6 off Texas' **Jeff Russell** for a 3-2 win...The controversial 2-run blast off **McClure** capped a 4-run 9th inning which saw the wipe out a 9-7 deficit...The ball traveled down the leftfield line and seemingly impossible to determine whether it was fair or foul. Umpire **Joyce** called it fair...Combined, **McClure** and **Russell** gave up only 4 homers all season-125 innings.

DODGERS BRIEFLY, '87-'88: Made his major league debut on Sep 2, and singled off Philadelphia's **Don Carmen** in his 1st at bat...Had two 3-run games...Played all 3 outfield positions.

In '88, recalled by Dodgers from Albuquerque on Apr 21 after ex-Oriole

John Shelby was injured...Went 3-for-26 (.115) and was optioned back on May 12...Returned to Dodgers in September and went 2-for-17 (.118) in 15 games.

MINOR LEAGUE CAREER SUMMARY: In 4 minor league seasons with the Dodgers he batted .320 (1716-549) and averaged 34 steals a year...Was selected among the top 10 prospects in every league in which he's played.

1987-1988: In '88, was 4th in the Pacific Coast League in batting (.340) for Albuquerque...Led the league in runs (88) and was 7th in stolen bases (33)...Named to PCL All-Star team...Hit 27 home runs in '87, most by a Dodgers' minor leaguer that season...Led San Antonio in virtually every offensive category...Led Texas League outfielders with a .991 fielding mark...Also led the league in at bats and sac flies...Had 4 hits and 4 steals Apr 15 vs Wichita...Named 3rd best prospect in Texas League by the loop's managers.

1985-1986: In '86, was 11th in the Texas League in batting (.302) and 3rd in outfield assists (13)...Named 4th best prospect by league managers...Named 1985 Pioneer League Player of the Year while leading the league in runs (73), hits (103), total bases (152), rbi (67) and stolen bases (40).

AMATEUR: Attended Kelly Walsh High School, same as Cincinnati's **Tom Browning**...Holds the Wyoming state records in the 100-meter, 200-meter and 400-meter dashes as well as the high jump...He and **Oddibe McDowell** were teammates at Arizona State University...Homered in opening game of College World Series in '84 vs Miami...ASU finished 55-20 that year, ranked 2nd in the nation.

PERSONAL: Married the former **Cherrie Abella** on Nov 3, '90...Earned a degree in finance from Arizona State...Nicknamed "**Devo**."

DWIGHT MICHAEL EVANS 24

Born: Nov 3, 1951

Height: 6'3"; Weight: 205

Bats, R; Throws, R

Position: Outfielder


Birthplace/Residence: Born in Santa Monica,

CA...Resides in Lynnfield, MA.

Contract Status: Signed through '92.

Tenure: 19 years, 22 days.

Signed Originally with: Boston. Signed by Joe Stephenson.



YEAR	CLUB	AVG.	G	AB	R	H	2B	3B	HR	RBI	BB	SO	SB	CS	HP
1969	Jamestown-1	.290	34	100	13	29	3	2	1	12	18	24	0	0	0
1970	Greenville	.276	108	355	69	98	14	11	7	68	55	66	1	1	2
1971	Winstn-Salem	.286	118	402	63	115	20	4	12	63	72	84	7	1	4
1972	Louisville	.300	144	496	90	149	23	8	17	95	90	107	1	5	6
	Boston	.262	18	57	2	15	3	1	1	6	7	13	0	0	0
1973	Boston	.223	119	282	46	63	1	10	32	40	52	5	0	1	1
1974	Boston	.281	133	463	60	130	19	8	10	70	38	77	4	4	2
1975	Boston	.274	128	412	61	113	24	6	13	56	47	60	3	4	4
1976	Boston	.242	146	501	61	121	34	5	17	62	57	92	6	7	6
1977	Boston	.287	73	230	39	66	9	2	14	36	28	58	4	2	0
1978	Boston	.247	147	497	75	123	24	2	24	63	65	119	8	5	2
1979	Boston	.274	152	489	69	134	24	1	21	58	69	76	6	9	1
1980	Boston	.266	148	463	72	123	37	5	18	60	64	98	3	1	5
1981	Boston	.296	108	412	84	122	19	4	22	71	85	85	3	2	1
1982	Boston	.292	162	609	122	178	37	7	32	98	112	125	3	2	1
1983	Boston	.238	126	470	74	112	19	4	22	58	70	97	3	0	2
1984	Boston	.295	162	630	121	186	37	8	32	104	96	115	3	1	4
1985	Boston	.263	159	617	110	162	29	1	29	78	114	105	7	2	5
1986	Boston	.259	152	529	86	137	33	2	26	97	97	117	3	3	6
1987	Boston	.305	154	541	109	165	37	2	34	123	106	98	4	6	3
1988	Boston	.293	149	559	96	164	31	7	21	111	76	99	5	1	1
1989	Boston	.285	146	520	82	148	27	3	20	100	99	84	3	3	3
1990	Boston-2	.249	123	445	66	111	18	3	13	63	67	73	3	4	4
1991	Baltimore	.270	101	270	35	73	9	1	6	38	54	54	2	3	2

ML Totals .272 2606 8996 1470 2446 483 73 385 1384 1391 1697 78 59 53

* Led League * Tied for league lead.

1-Selected by Boston in June '69 free agent draft (5th round).

Career Highs: Game: **Runs- 4, 4 times**, (latest Aug 13, '88 vs. Det); **Hits- twice**, (latest Oct 4, '80 vs. Tor); **HR-2, 22 times**, (latest June 23, '90 vs. Bal at Bos); **RBI- 7**, (Aug 13, '88 vs. Det); **Walks- 4, 4 times**, (June 24, '88 vs. Min); **SB- 2**, (Apr 26, '82 at Chi).

Hitting Streak: 18, (May 26 thru June 15, '84).

Grand Slams: 6, see page 42.

1991 SEASON SUMMARY

Played in 101 games becoming only the 10th player in Major League history to play in 100 or more for 19 or more seasons (see below under "Durable" for more details)...Made 68 starts, 59 in rightfield, 9 as a designated hitter.

Started Opening Day, Apr 8 vs. Chicago, the first time he played defensively since Aug 2, '89 vs. the Orioles at Fenway.

Had the AL's 6th best average with men in scoring position with a club-high (.354) mark...Also batted .319 (119-38) with runners on and .361 (11-4) with the bases loaded...His 4 bases loaded walks tied for the ML lead...(See below under "Clutch Hitting" for more details).

Started 37 of the first 57 games, but only 31 of the last 105 due to stint on 15-day disabled list, June 14-July 11 with a strained left Achilles tendon, and the emergence of rookie outfielder **Chito Martinez**.

Batted .300 (50-15) in April, but only .237 (97-23) in his next 35 games thru July 16...Got hot again over his next 26 games thru Sep 4 when he hit .343 (67-23), including 6-for-10 as a pinch-hitter...During the O's 12-game stretch vs. first place teams (Aug 23-Sep 4 vs. Minnesota and Toronto), he went 9-for-17 (.529)...Had biggest game Sep 3 at Toronto when he went 4-for-5 with a 3-run homer off **Jim Acker**.

Batted .308 (107-33) vs. lefthanded pitching...15 of his 38 rbi were game-tying or go-ahead.

PINCH-HITTING: With a .400 pinch-hit average (25-10), was 4th in the AL among pinch-hitters with 20 or at bats...His 10 pinch-hits were the most by an Oriole since **Terry Crowley** and **Lee May** each had 11 in 1980...Prior to '91, **Dwight** had only 10 lifetime pinch-hits...Hit his first pinch-hit grand slam, 6th slam of his career, on July 26 off Oakland's **Gene Nelson**.

RETURN TO FENWAY: After 19 seasons in a Boston uniform, he returned to Fenway park as a visitor for the first time for a 4-game series, May 30-June 2...In the first game of that series, Red Sox fans provided one of the seasons' most memorable moments when they gave **Dwight** 3 standing ovations in the game...Although he was only 4-for-15 in the 4-game series, in the O's 5-1 win in the series finale on June 2 he doubled and tripled off **Roger Clemens** and drove in the winning run...

He added another game-winning rbi against the Red Sox (this one at home) when he walked with the bases loaded in the bottom of the 9th on Sep 26 (2nd game) off **Greg Harris** giving the Orioles a 6-5 win.

VS Red Sox: Hit .250 (24-6, hr-0) at Fenway & .276 (29-8, hr-0) on the year.

1991 AND MAJOR LEAGUE CAREER

CLUTCH-HITTING: In '91, batted .354 (65-23) with men in scoring position, 6th best in the majors (min. 75 plate app's) behind **Tony Gwynn** (.358, 129-49); **Willie Randolph** (.373, 110-41); **Danny Tartabull** (.371, 124-46); **Darryl Hamilton** (.368, 10-639); and **Todd Benzinger** (.364, 88-32).

Also in '91, batted .364 (11-4) with the bases loaded and had a major league high 4 walks (matching **Jack Clark**, **Eddie Murray**, **Jay Buhner** and St. Louis' **Bernard Gilkey**)...Batted .319 (119-38) with men on base and .409 (22-9) with a man on third base.

In the last 6 years, has batted .317 (794-252) with men in scoring position...Has hit over .320 in such situations in 5 of the last 8 years: '91 (.354); '89 (.323); '88 (.326); '87 (.342) and '84 (.331).

AMONG ACTIVES/ALL-TIME: Leads active Major Leaguers in walks (139), 20th all-time) and games (2606, 22nd all-time)...Ranks in the top 6 among actives in 5 other categories (see tables)...All-time ranks in the top 30 in four categories: walks, games, homers (385, 29th) and extra base-hits (941, 27th).

IN THE AL ONLY: Only 7 others all-time have played more games in the

AL (**Carl Yastrzemski**, **Ty Cobb**, **Brooks Robinson**, **Al Kaline**, **Eddie Collins**, **Reggie Jackson**, and **Tris Speaker**...All 385 of his homers have come in the AL...No active player has as many AL homers...Only 9 others all-time have hit more AL homers.

AMONG ALL-TIME RIGHTHANDED HITTERS: His 941 extra base hits and 385 homers are both 12th all-time among righthanded hitters.

EVANS RANK AMONG ACTIVE ALL-TIME LEADERS

ACTIVE LEADERS-GAMES		ACTIVE LEADERS-RUNS		ACTIVE LEADERS-HITS	
1-Dwight Evans	2,606	1-Robin Yount	1,499	1-Robin Yount	2,878
2-Robin Yount	2,579	2-Dwight Evans	1,470	2-George Brett	2,836
3-Dave Winfield	2,551	3-George Brett	1,459	3-Dave Parker	2,712
4-Dave Parker	2,466	4-Dave Winfield	1,459	4-Dave Winfield	2,697
5-Carlton Fisk	2,412	5-Rickey Henderson	1,395	5-Eddie Murray	2,502
				6-Dwight Evans	2,446
ALL-TIME GAMES LEADERS		ALL-TIME RUNS LEADERS		ALL-TIME HITS LEADERS	
Rank	No. Rank	No. Rank	No. Rank	No. Rank	No. Rank
1-Dwight Evans	2,687	47-Robin Yount	1,499	73-Lloyd Waner	2,459
19-R. Maravalle	2,670	48-Harry Stovey	1,492	74-Bill Dahlen	2,457
20-Joe Morgan	2,649	49-Goose Goslin	1,483	75-Jim Rice	2,452
21-Lou Brock	2,616	50-Arnie Latham	1,478	76-Red Schoendienst	2,449
22-Dwight Evans	2,606	51-Dwight Evans	1,470	77-Dwight Evans	2,446
ACTIVE LEADERS-DOUBLES		ACTIVE LEADERS-HOMERS		ACTIVE LEADERS-RBI	
1-George Brett	599	1-Dave Winfield	406	1-Dave Winfield	1,602
2-Dave Parker	526	2-Eddie Murray	398	2-Dave Parker	1,493
3-Robin Yount	518	3-Dale Murphy	396	3-Eddie Murray	1,469
4-Dwight Evans	483	4-Dwight Evans	385	4-George Brett	1,459
5-Dave Winfield	460	5-Andre Dawson	377	5-Dwight Evans	1,384
ALL-TIME DOUBLES LEADERS		ALL-TIME HOME RUN LEADERS		ALL-TIME RBI LEADERS	
Rank	No. Rank	No. Rank	No. Rank	No. Rank	No. Rank
36-Lou Brock	486	25-Eddie Murray	398	42-Charlie Gehringer	1,427
-Billy Herman	486	26-Dale Murphy	396	43-Joe Cronin	1,424
38-Vada Pinson	485	27-Graig Nettles	390	44-Jim Bottomley	1,422
39-Hal McRae	484	28-Johnny Bench	389	45-Ted Simmons	1,389
40-Ted Simmons	483	29-Dwight Evans	385	46-Dwight Evans	1,384
-Dwight Evans	483				
ACTIVE LEADERS-AT BATS		ACTIVE LEADERS-BASE HITS		ACTIVE LEADERS-WALKS	
1-Robin Yount	9,997	1-George Brett	1,019	1-Dwight Evans	1,391
2-Dave Winfield	9,464	2-Dave Winfield	946	2-Jack Clark	1,206
3-Dave Parker	9,358	3-Dwight Evans	941	3-Willie Randolph	1,203
4-George Brett	9,197	4-Dave Parker	940	4-Rickey Henderson	1,191
5-Dwight Evans	8,996	5-Andre Dawson	886	5-Brian Downing	1,135
ALL-TIME AT BATS LEADERS		ALL-TIME EXTRA BASE HIT LDRS		ALL-TIME WALKS LEADERS	
Rank	No. Rank	No. Rank	No. Rank	No. Rank	No. Rank
41-Lave Cross	9,072	23-Willie Stargell	953	16-Jimmie Foxx	1,452
42-Al Oliver	9,049	24-Mickey Mantle	952	17-Eddie Matthews	1,444
43-Bill Dahlen	9,031	25-Billy Williams	948	18-Frank Robinson	1,420
-George Davis	9,031	26-Dave Winfield	946	19-Hank Aaron	1,402
45-Dwight Evans	8,996	27-Dwight Evans	941	20-Dwight Evans	1,391

HOME RUNS: With 385 career homers, is 4th among active Major Leaguers and 29th in ML history...In '91, became only the 17th player in major league history to hit a homer in 20 consecutive major league seasons...Former teammate **Carlton Fisk** is the only other active player to have done it.

Is one of only 31 players in Major League history to hit 20 or more homers in 9 straight seasons (17 are in the Hall of Fame)...**Dwight** did it 1981-89...Teammate **Cal Ripken** is the latest to have done it.

Hit his first major league home run off Orioles' reliever **Eddie Watt** on Sep 20, '72 at Fenway...**Milestone Homers:** Hit #100 off KC's **Al Hrabosky** at Fenway July 4, '79...#200 July 16, '83 off Oakland's **Gorman Heimuller**...#300 off Minnesota's **Frank Viola** at Fenway on June 1, '87.

Hit 199 home runs at Fenway Park, 4th most ever, behind Ted Williams (248), **Carl Yastrzemski** (237) and **Jim Rice** (208).

Opening Day: Has hit 5 Opening Day home runs, one shy of the AL record held by **Brooks Robinson**, **Carl Yastrzemski** and **Babe Ruth**...**Frank Robinson** holds the Major League record of 8.

Hit 7 career homers off former Oakland A's pitcher **Steve McCatty**, his most off one pitcher...Others who have been hit frequently by Dwight include: Oakland's **Mike Moore** (6); **Jim Slaton**, who spent most of his 16 years with Milwaukee (6); **Jim Clancy** (5); **Dennis Martinez** (5); and **Jack Morris** (5)...Other active pitchers who have been favorites are: **Dennis Eckersley** (4); **Dan Petry** (4); **Scott Bailes** (4); & **Charlie Hough** (4).

By Stadium: Baltimore (18)...Boston (199)...California (12)...Chicago, Old Comiskey (9), New Comiskey (0)...**Cleveland** (20)...Detroit (19)...Kansas City (11)...Milwaukee (10)...Minnesota, Metropolitan (5), Metrodome

22)...Was leading the league in hitting at .341 when the players strike hit on June 12...Became the 5th player in AL history to lead the league in walks and total bases.

1977: Opened the season in CF and played 12 games there due to injuries to **Fred Lynn** and **Rick Miller**...Was batting .303 with 11 homers when he injured his knee rounding 3rd base at Texas on June 1...Returned in mid-July and played briefly in July-August, but went on the DL in late August and had arthroscopic surgery on Aug 31.

1975: Batted 100 points higher after the all-star break (.327) than before (.227)...Hit .409 (66-27) in August.

1973-74: Went 191 games without an error, 6th longest streak in AL history, before making 2 in one game on Aug 29, '74 at Chicago.

1972, **ML DEBUT**: Was hitting under .200 in June at Louisville, but wound up earning International League MVP honors...Recalled by Red Sox on Sep 13 and got first major league hit on Sep 17 at Fenway off Cleveland's **Gaylord Perry**.

AMATEUR CAREER: Was MVP as a 3rd baseman in baseball at Chatsworth High School in Los Angeles...Also played flanker on football team for 2 years.

PERSONAL: He and his wife, the former **Susan Ann Severson**, have three children: **Timothy Scott** (2/14/73), **Kirstin Ann** ((11/30/75) and **Justin Dwight** (3/29/77)...Susan lived in Middle River for 10 years as a child...**Dwight** utilizes a training device known as a Versa-Climber, an exercise machine that simulates a climbing motion...Enjoys woodworking.

MICHAEL KENDALL (MIKE) FLANAGAN 46

Born: Dec. 16, 1951

Height: 6'0"; **Weight**: 199

Bats, L; Throws, L


Position: Pitcher

Birthplace/Residence: Born and raised in Manchester, NH...Resides in Cockeysville, MD.

Status: Signed thru '92.

Tenure: 15 years, 35 days.

Signed Originally with: Orioles. Signed by John Stokoe.



YEAR	CLUB	W-L	ERA	G	GS	CG	SHO	SV	IP	H	R	ER	BB	SO
1973	Miami-1	4-1	2.21	11	10	2	0	0	61	39	21	15	25	41
1974	Miami	6-6	2.10	14	14	6	1	0	103	67	32	24	48	110
	Asheville	6-4	1.82	11	11	7	*3	0	84	61	19	17	18	62
1975	Rochester	13-4	2.50	27	25	10	4	0	173	155	58	48	56	132
	Baltimore	0-1	2.70	2	1	0	0	0	10	9	4	3	6	7
1976	Rochester	6-1	2.12	7	7	6	1	0	51	40	16	12	14	24
	Baltimore	3-5	4.13	20	10	4	0	0	85	83	41	39	33	58
1977	Baltimore	15-10	3.64	36	33	15	2	1	235	235	100	95	70	148
1978	Baltimore	19-15	4.04	40	40	*17	2	0	281	271	128	126	87	187
1979	Baltimore	*23-9	3.08	39	38	16	*5	0	266	245	107	91	70	188
1980	Baltimore	16-13	4.12	37	37	12	2	0	251	278	121	115	71	138
1981	Baltimore	9-6	4.19	20	20	3	2	0	116	108	55	54	37	70
1982	Baltimore	15-11	3.97	36	35	11	1	0	236	233	110	104	76	102
1983	Baltimore	12-4	3.30	20	20	3	1	0	125.1	135	53	46	31	50
1984	Baltimore	13-13	3.53	34	34	10	2	0	226.2	213	103	89	81	116
1985	Hagerstown	0-0	0.00	1	1	0	0	0	6.0	1	0	0	4	3
	Baltimore	4-5	5.13	15	15	1	0	0	86	101	49	49	28	42
1986	Baltimore	7-11	4.24	29	28	2	0	0	172	179	95	81	66	98
1987	Baltimore-2	3-6	4.94	16	16	4	0	0	94.2	102	57	52	36	50
	Rochester	0-0	3.00	3	3	0	0	0	12	12	5	4	3	10
	Toronto	3-2	2.37	7	7	0	0	0	49.1	46	15	13	15	42
1988	Toronto	13-13	4.18	34	34	2	1	0	211	220	106	98	80	98
1989	Toronto	8-10	3.93	30	30	1	1	0	171.2	186	82	75	47	47
1990	Toronto-3	2-2	5.31	5	5	0	0	0	20.1	28	14	12	8	3
1991	Baltimore	2-7	2.38	64	1	0	0	3	98.1	84	27	26	25	55
ML Totals		167-143	3.84	484	404	101	19	4	2735.1	2756	1267	1168	867	1478

* Led League * Tied for League Lead

1- Selected by Orioles in June '73 free agent draft (7th round).

2- Traded to Toronto by Orioles for pitchers Oswald Peraza and Jose Mesa on 8/31/87.

3- Invited by Orioles to '91 spring training without a contract.

YEAR	CLUB	W-L	ERA	G	GS	CG	SHO	SV	IP	H	R	ER	BB	SO
All-Star Game Record		(Did not play)												
1978	American													
Championship Series Record														
1979	Baltimore	1-0	5.14	1	1	0	0	0	7.0	6	6	4	1	2
1983	Baltimore	1-0	1.80	1	1	0	0	0	5.0	5	1	1	0	1
1989	Toronto	0-1	10.38	1	1	0	0	0	4.1	7	5	5	1	3
LCS Totals		2-1	5.51	3	3	0	0	0	16.1	18	12	10	2	6

World Series Record														
1979	Baltimore	1-1	3.00	3	2	1	0	0	15.0	18	7	5	2	13
1983	Baltimore	0-0	4.50	1	1	0	0	0	4.0	6	2	2	1	1
WS Totals		1-1	3.32	4	3	1	0	0	19.0	24	9	7	3	14

Low Hitters: 2-Hitter, (May 23, '78 vs Det at Bal); **3-Hitters-11**, (latest July 14, '84 vs Chi at Bal); **4-Hitters-8**, (latest May 3, '89 vs Oak at Tor)
Strikeout Highs: 13, twice, (Sep 27, '77 vs Det at Bal and June 30, '78 vs Bos at Bal); 12, (Aug 15, '79 vs Chi at Bal, 12 inn)
Walk Highs: 8, (Sep 19, '76 at Cle); **7, 3 times**, (latest Apr 22, '88 at NY)
Winning Streaks: 8, (Aug 9 thru Sep 13, '79); 7, (Aug 17 thru Sep 19, '82); 6, 4 times, (latest Apr 6 thru May 11, '83).
Losing Streak: 8, (Sep 2, '86 thru May 7, '87).

1991 SEASON SUMMARY

Came to camp as a non-roster invitee, and wound up with 64 appearances, most by an O's lefty since **Tippy Martinez** (65) in '83...Held lefthanded hitters to a .181 (127-23) average, lowest in the AL (min 125 batters).

Had made only 17 relief appearances in previous 421 app's, but in '91 he finished 4th in the AL in relief innings pitched (94.1)...Had not pitched in relief since Aug 7, '86...Held opponents to a .188 average with men in scoring position, 5th best in the AL, and .194 (165-32) with runners on base.

In 21 apps between June 23 and Aug 9, he allowed only 20 hits, 3 walks and 3 runs (2 earned) in 36.1 innings, an 0.50 era...That stretch ended when Flanny allowed Chicago's **Ozzie Guillen** 1st homer of the year, a 2-run game-winning shot on Aug 10, starting a season-ending 4-game losing streak for the O's lefty.

Lost his only start, 9-3 at Oakland on May 8 (ip-4, h-7, r-5, er-5, bb-1, so-2, hr-2)...His longest outing was 5 innings (h-2, r-0, bb-0, so-0) at Cleveland on June 26 in O's 10-4 loss...In 63 relief appearances, posted a 2.00 era (ip-94.1, h-77, er-21)

COMEBACK: His 1st appearance with the Orioles was Apr 8, more than 11 months since his last appearance, May 4, '90 for Toronto in a 3-1 loss to Detroit...In spring training, made the club on the strength of a 2-0 record and a 2.00 era (ip-18, h-9, er-4, bb-4, so-10) in 5 games.

MISCELLANEOUS: Issued only 19 unintentional walks in 98.1 innings, 1.7 per 9 innings, best ratio on the staff...When he saved the O's 9-3 win at Boston on May 30 it was his 1st since 1977...Worked one inning in the Orioles' 4-man no-hitter at Oakland on July 13.

MEMORIAL STADIUM FINALE: In one of the most memorable scenes from the final game at Memorial Stadium, Flanny entered the game with one out in the 9th inning and the O's trailing 7-1...With 50,700 fans shouting encouragement, as well as those in the Orioles' dugout, he struck out **Dave Bergman** and **Travis Fryman** and became the last Oriole to throw a pitch on 33rd Street...An emotional standing ovation followed.

In '91, was 0-5 at Memorial Stadium and lost his last 7 decisions there since his last win, Aug 27, '87...Was 80-46 overall there, including 0-2 while with Toronto.

MAJOR LEAGUE CAREER

AMONG ACTIVES: Is 11th among active pitchers with 167 career wins, 3rd most among active southpaws behind **Frank Tanana** (220), and **John Candelaria** (175)...Is 8th among actives with 2,735.1 innings pitched, 2nd only to Tanana (3,797.1) among all ML southpaws...His 404 starts are 7th among actives...Has allowed 248 homers, 9th among actives.

FIELDING: Has made only 2 errors in his last 242 games since August '83...In '91, handled 29 chances without an error, only 7 AL pitchers handled more chances without a miscue, including teammate **Jose Mesa**.

ORIOLES ALL-TIME: Is 3rd on the O's all-time list in strikeouts (1,280), innings (2,283), 4th in appearances (408), and wins (141)...He is 2nd in losses (116) behind **Jim Palmer** (152)...Is the Orioles all-time career leader with 61 "pickoffs."

ORIOLES, THE EARLY YEARS: Joined the Orioles' rotation in '77, and the next 8 years he started more games and pitched more innings than any other AL hurler...He won 122 games during that span, 2nd most behind **Ron Guidry** (132)...Averaged 15 wins per season over that span.

WHILE HE WAS GONE: Was 26-27 with Toronto (3.94, gs-76, ip-424, er-198), '87-'90.

FLANAGAN BY MONTH

1991										LIFETIME									
W	L	SV	ERA	IP	ER	G	MONTH	W	L	SHV	ERA	IP	ER	G	MONTH	W	L	SHV	ERA
0	0	0	1.59	17.0	3	9	April	19	23	0	3.87	383.2	165	15	April	19	23	0	3.87
1	3	1	5.79	14.0	9	11	May	28	24	2	4.05	444.0	200	20	May	28	24	2	4.05
0	0	0	1.23	22.0	3	9	June	26	21	0	3.43	401.2	151	13	June	26	21	0	3.43
1	0	0	0.86	21.0	2	14	July	28	20	0	3.66	440.0	179	14	July	28	20	0	3.66
0	2	1	3.38	13.1	5	12	August	31	28	1	4.26	502.1	228	18	August	31	28	1	4.26
0	2	1	5.73	11.0	4	9	Sep-Oct	35	27	1	3.77	563.2	228	18	Sep-Oct	35	27	1	3.77

FLANNY'S BEST LINES

- Perhaps the wittiest player to ever don an Orioles uniform, Mike has long been known to keep clubhouses loose. With the help of Sports Illustrated's **Tim Kurkjian** below are some of Flanny's best material.
- On the automobile he received when 1st coming to the Blue Jays... Toronto players are given Blue Jays rental cars to use during season)... "I could tell it had been **Phil Niekro's** rental car, I found false teeth in the glove department."
- When the Orioles Bird fell off the dugout in '86 he advised, "The worms and call me in the morning".
- A '79 Cy Young Award winner, Flanny devised the following Cy Young Glossary in '80 when teammate **Steve Stone** was on his way to winning the award... Since he had just won the award, Mike was Cy Young. Teammate **Jim Palmer** was Cy Old, Stone was Cy Present, **Scott McGregor** Cy Future, **Storm Davis** was Cy Clone (clone of Jim Palmer), **Bex** (a rehab instrument) was a pitcher who had been hurt, **Cy-Anarah** (Sayanarah) was the term used when a pitcher's career finished.
- On the SkyDome's retractable roof: "I wish it had retractable fences."
- On teammate **Mike Boddicker's** fastball after Boddicker had pitched a game at Exhibition Stadium: "We had him throwing 88 mph per hour on the radar gun, but with the Canadian exchange rate it was only 83."
- Some of his better nicknames: **Ruben** Scare-ya (**Sierra**), **Jose** Do make-a-mistake-o (**Canseco**) and **Tony** Obsolete-o (when former major leaguer **Tony Solaito** was released).

PREVIOUS CAREER HIGHLIGHTS

1990, A SHORT SEASON: Began the season as Toronto's #4 starter and won his 1st 2 starts, 7-1 over Texas on Apr 12 and 8-2 over the Orioles on April 17... Worked 5 innings both games, his longest outings of the season... Went 0-2 in his next 3 starts (era-8.71, ip-10.1, h-19, er-10) and released on May 8 when RHP **Steve Cummings** was recalled by Syracuse... Last appearance was a 3-1 loss to Detroit on May 4.

BLUE JAYS 1987-89: Went from the Orioles to the Jays on Aug 31, 11 hours before the deadline to make him eligible for post-season... Blue Jays chartered a private jet to get him there... Acquired for pitchers **Jose Mesa** and **Oswald Peraza**... Named Toronto Pitcher of the Month in his 1st month with Jays that season... Had memorable 11-inning (no decision) performance Oct 3 at Detroit in the 161st game of the season which could have clinched a tie for the AL East title... Jays lost 3-2 in 13 and Tigers won again the following day to win crown.

In '88, led the Jays in starts (34, 10th in the AL), innings (211), and 2nd in wins (13, behind **Dave Stieb**-16)... Lost 6 of last 7 decisions after 1st start.

In '89, lefties batted .206 against him... Missed some time due to sore left shoulder and freak eye injury sustained in KC hotel room.

1987, ORIOLES: Lost 1st 5 decisions then went on dl in mid-May (elbow)... Earned 1st win July 18 at KC, snapping a personal 8-game losing streak, longest of career.

1986: Started the season opener and lost 6-4 to Cleveland's **Ken Schrom**... Was 1-5 thru first 3 months, 6-3 in July and August, but 0-3 in September.

1985: Missed 1st half with Achilles tendon injury suffered in January while playing basketball.

1984: Allowed 1st grand slam of career Aug 31 to Seattle's **Jim Presley**... Was 5-1 in June, but 1-5 in July.

1983: Jumped off to his fastest start ever going 6-0, best start by an Oriole since **Dave McNally** went 15-0 to open the '69 season. Injured ligaments in left knee in his next start on May 17 (1st gm) and was out the next 11 1/2 weeks... Returned Aug 7 and after losing 1st 2 starts, he went 6-1 during O's 34-10 stretch run, Aug 13 thru Sep 25... Beat Chicago in game #3 of '83 LCS, 11-3.

1982: Was only 8-10 on Aug 13, but won 7 of last 8 decisions including 7 in a row, Aug 17-Sep 19... His final victory of the year (Sep 19 vs Cle) was career win #100.

1980-81: Arm trouble marred both seasons following his Cy Young season... Despite arm troubles in '80, his 37 starts were tied for 2nd in the AL with **Dennis Leonard**... Between June 27, '77 and May 16, '80, he was 59-28 (.678).

1979, CY YOUNG: Won Cy Young award after leading the majors with 23 wins... Captured 26 of 28 1st place votes and had 2 seconds... Went 13-3 with 10 complete games in his last 18 starts after July 7... Won 8 straight starts, Aug 8-Sep 13.

1978: Had 17 wins on Aug 26, but lost a bid for 20 wins when Detroit beat him, 5-4, on the final day of the season... Was one of 3 to beat NY's **Ron Guidry**.

1975-76: On Sep 5, '75 he made his major league debut, a no decision against the Yankees... His 1st big league decision was a 3-2 loss at Shea Stadium to Yankees' **Larry Gura**... It was until Sep 1, '76 vs. KC that he earned his 1st win, after an 0-5 start.

MINOR LEAGUE AMATEUR CAREERS

MINORS: Was 35-16 in 3 plus minor league seasons including 19-5 in 1 1/2 seasons at Rochester... Was International League's top lefty in '75 (**Scott McGregor** won the award the following year).

SIGNING: Was Orioles 7th round pick in June '73 draft... Probably would have been picked earlier except for elbow problems that developed originally in high school... Was signed by **John Stokoe**, who was convinced his arm was sound again.

AMATEUR: Was drafted in '71 by Houston but opted to go to U. of Massachusetts... Was 12-1 in 2 years at U of Mass... In one regional tournament game in '73, he hit 3 homers, struck out 15 and pitched a one-hitter against Maine... Was starting guard on U of Mass basketball team that went 18-1... Once played against **Julius Erving** in a frosh-varsity game.

Played baseball and basketball for 4 years at Memorial High School in Manchester, NH... Once struck out 31 batters in an extra-inning game... Didn't pitch as a senior due to sore elbow... Holds New Hampshire schoolboy record for most points in a state championship game (44).

PERSONAL: Mike's father, **Edward**, was a pitcher in the Red Sox organization (late 40's early 50's) and his grandfather, **Edward Sr.**, signed a pro contract in '13.

He is the father of 2 daughters, **Kerry Ellen** (7/9/82) and **Kathryn Kendall** (10/10/86).

TODD GERARD FROHWIRTH 49

Born: Sep. 28, '62

Height: 6'4"; **Weight:** 205

Bats, R; Throws, R

Position: Pitcher

Birthplace/Residence: Born, raised and still lives in Milwaukee, WI.

Contract Status: Signed thru '92.

Tenure: Two years, 73 days.

Signed Originally with: Philadelphia. Signed by Don Williams.



YEAR	CLUB	CLS	W-L	ERA	G	GS	CG	SHO	SV	IP	H	R	ER	BB
1984	Bend-1	A	4-4	1.63	29	0	0	0	11	49.2	26	17	9	31
1985	Peninsula	A	7-5	2.20	54	0	0	0	18	82	70	33	20	48
1986	Reading	AA	0-4	3.21	29	0	0	0	12	42	39	20	15	10
	Clearwater	A	3-3	3.98	32	0	0	0	10	52	54	29	23	16
1987	Reading	AA	2-4	1.86	36	0	0	0	19	58	36	14	12	13
	Maine	AAA	1-4	2.51	27	0	0	0	10	32.1	30	12	9	15
	Philadelphia	NL	1-0	0.00	10	0	0	0	0	11	12	0	0	2
1988	Philadelphia	NL	1-2	8.25	12	0	0	0	0	12	16	11	11	11
	Maine	AAA	7-3	2.44	49	0	0	0	13	62.2	52	21	17	18
1989	Scranton	AAA	3-2	2.23	21	0	0	0	7	32.1	29	11	8	11
	Philadelphia	NL	1-0	3.59	45	0	0	0	0	62.2	56	26	25	16
1990	Scranton	AAA	9-7	3.04	67	0	0	0	21	83	77	34	28	32
	Philadelphia-2	NL	0-1	18.0	15	0	0	0	0	1	3	2	2	8
1991	Rochester	AAA	1-3	3.65	20	0	0	0	8	24.2	17	12	10	5
	Baltimore	AL	7-3	1.87	51	0	0	0	3	96.1	64	24	20	26
ML Totals			10-6	2.85	123	0	0	0	3	183	151	63	58	67

1- Selected by Philadelphia in June '84 free agent draft (13th round)

2- Signed by Orioles as 6-year free agent on 12/12/90.

Longest Outing: 6 innings (Jul 26, '91 vs Oak at Bal)

Strikeout High: 6, twice (Jun 28, '91 vs Bos at Bal & Aug 23, '89 vs SD at Pha). **Walk High:** 3, 3 times (latest Sep 29, '91 at Det).

Winning Streak: 3 (Jul 25 thru Aug 21, '91).

Losing Streak: One, several times.

Pitches: Fastball, slurve (slider-curve ball), & change-up.

His pitching style is reminiscent of former relievers like **Dan Quisenberry**, **Kent Tekulve**, and **Dick Hyde**. He threw like Quisenberry when he signed, but after being influenced by Tekulve on television, he began to throw more submarine than sidearm. **Ellie Hendricks**, the O's veteran bullpen coach, says Todd reminds him mostly of Hyde.

1991 SEASON SUMMARY

After training with the Orioles in the spring, he started the season at Rochester and did not join Orioles until May 28. Nonetheless, he finished 2nd on the club in wins (7), played a major role in 10 (W-7, S-3) of the Orioles' 67 victories, and finished 2nd to **Cal Ripken** in the "Most Valuable Oriole" vote.

Held opponents to a .190 average (337-64) overall, and despite his late arrival, ranked 2nd in the AL in relief innings pitched (96.1), to the Blue Jays' **Duane Ward** (107.1)...Among AL relievers with 50 or more innings, his 1.87 era was runner-up to **Bryan Harvey**, California (1.60).

Allowed fewer than one baserunner per inning with both Rochester (14.2 innings) and Baltimore (94 in 96.1 innings)...

Nine times he pitched 3+ innings and didn't allow a run...Saved 3 wins in 5 opportunities...Inherited 18 leads and blew only 2, though he did allow the opposition to break 4 of 8 inherited ties.

Among the Orioles' 6 principal '91 relievers (20 or more appearances) he was 5th in inherited runner efficiency (pct. scored # runners # scored). 1-**Mike Flanagan** (26%, 46-12); 2-**Jim Poole** (27%, 26-7); 3-**Paul Kilgus** (30%, 33-10); 4-**Mark Williamson** (32%, 62-20); 5-**Frohwirth** (33%, 54-18); 6-**Greg Olson** (37%, 30-11).

He was impressive from the beginning. Made his Orioles debut the day he arrived (5/28) and appeared in 8 games his 1st 12 days with the club...Thru his 1st 6 appearances (5/28 thru 6/5), he faced 24 batters (7

innings) and didn't allow a legitimate base-runner. The only batter to reach in that period did so on a strikeout-passed ball...That streak ended when he walked Toronto's **Pat Tabler**, the 1st man he faced in his next outing.

Allowed only 7 of 51 1st batters (.137) to reach safely, and held them to a .109 average (46-5)...From Aug 13 thru Sep 29, he forged an 0.92 era in 39 innings spread over 19 appearances (er-4).

On July 11 at Oakland, he suffered an unusual calamity when he made consecutive throwing errors to 2nd base attempting to start a double play on successive ground balls by **Terry Steinbach** and **Mike Gallego**.

VS OPPONENTS: Yielded only 2 home run balls (a 3-run homer by **Danny Tartabull** June 12 at Memorial Stadium and a solo by **Kelly Gruber** on Sep 2 at the SkyDome).

Held 5 clubs scoreless: Bos, Cal, Cle, Mil & Tex.

Six teams batted below .200 against him, most notably the ultimate World Champion Twins who also led the league in hitting at .280, but batted only .071 (28-2) off the side-winding slants of Frohwirth.

Others who hit below .200: Bos-.189 (37-7); Cle-.188 (32-6); Det-.184 (38-7); Mil-.200 (20-2); Tex-.107 (28-3)...California (.211, 19-4) and Toronto (.207, 29-6) also had their hands full.

PHILLIES ORGANIZATION

Spent his entire pro career (7 full seasons) in the Philadelphia organization until the Orioles signed him as a 6-year free agent.

Led 4 leagues in saves: '84-Northwest League (11); '85-Carolina League (18); '87-Eastern League (19); '90-International League (21).

1990: Started the season in Philadelphia, but was assigned to Scranton-Wilkes Barre before the end of April, and did not return to the big leagues...Lost his only decision, to Montreal on Apr 17, and made his final N.L. appearance on Apr 25 against Cincinnati.

Appeared in more games (67) for Scranton and than any other AAA pitcher while leading the International League in saves (21)... Won or saved 30 of the Barons' 68 victories (44%)...Was named to the IL All-Star team for his efforts.

1989: Spent all but 6 weeks with the Phillies, and put together a 16.1 consecutive scoreless innings streak, longest on the staff that year...Earned his last NL win over the Reds on July 18.

1988: Pitched for the Phillies for about 3 weeks (Jun 14-Jul 3) and, in his only decision, earned a win over the Cubs' (now the Orioles) **Rick Sutcliffe** Jun 22...Was 4th in the IL in saves (13).

ML Debut, 1987: Made his big league debut Aug 10 (the same day he reported) and won a 4-2 decision that night over the Cubs and **Jamie Moyer**...Had the distinction of leading the Eastern League in saves that year (19) though he didn't spend anything close to a whole year with Reading. He had a total of 29 saves with Reading and Maine.

That year he won the **Paul Owens** Award as the Phils' minor league pitcher of the year.

EARLY CAREER: In '86 he had the distinction of leading 2 different teams in saves: tied for Clearwater club lead (10) and led at Reading (12).

AMATEUR CAREER: A graduate of Messmer High School in Milwaukee...Attended Waukesha Technical Institute for 2 years (played baseball and basketball) and Northwest Missouri State University (Maryville, MO) for 2 years. Played baseball and majored in physical education at the latter institution.

PERSONAL: Pronounced FRO-worth...Married **Jacqueline Vincent** (9/20/86).

SCORCHERS

The hottest game time temperature for an O's home game these past 38 years has been 104 for a 7:30 Saturday night start **Aug 19, '74**. Second hottest was 102 degrees for a Yankees day game on July 31, '54.

The mercury has reached 101 for the following 5 games at Memorial Stadium: **Jul 21, '91** vs Sea; **Aug 28 & 29, '76** vs Tex; **Aug 2 & 3, '75** vs Milwaukee.

LEONARDO (LEO) GOMEZ 10

Born: Mar. 2, 1967

Height: 6'0"; **Weight:** 180

Bats, R; Throws, R

Position: Third Base

Birthplace/Residence: Born and still resides in Canovanas, Puerto Rico.

Contract Status: Signed thru '92.

Tenure: None.

Signed Originally with: Orioles. Signed by Jim Pampanye.



YEAR	CLUB	AVG.	G	AB	R	H	2B	3B	HR	RBI	BB	SO	SB	CS
1986	Bluefield-1	.352	27	88	23	31	7	1	7	28	25	27	1	1
1987	Hagerstown	.326	131	466	94	152	*38	2	19	110	95	85	6	2
1988	Charlotte	.292	24	89	6	26	5	0	1	10	10	17	1	1
1989	Hagerstown	.281	134	448	71	126	23	3	18	78	89	102	2	2
1990	Rochester	.277	131	430	97	119	26	4	26	97	89	89	2	2
	Baltimore	.231	12	39	3	9	0	0	0	1	8	7	0	0
1991	Rochester	.257	28	101	13	26	6	0	6	19	16	18	0	0
	Baltimore	.233	118	391	40	91	17	2	16	45	40	82	1	1
Pro Totals		.283	605	2052	347	580	122	12	93	388	372	427	13	8
ML Totals		.233	130	430	43	100	17	2	16	46	48	89	1	1

* Led League

1-Signed by Orioles as an undrafted free agent on 12/13/85. Signed by Jim Pampanye.

Career Highs: **Game: Runs-3**, (Jun 16, '91 at Tor.); **Hits-3**, 7 times, (Oct 1, '91 at NY); **HR-1**; **RBI-3**, 5 times, (latest Aug 16, '91 at Mil.)

Hitting Streak: 10, (Jun 6 thru 16, '91).

Grand Slams: None

1991 SEASON SUMMARY

Led all Major League rookies with 16 homers, most by an O's rookie since **Larry Sheets** hit 17 in '85...Named to Topps Major League All-Rookie Team.

Made the club out of spring training, but was optioned to AAA Rochester on May 6 after batting .222 (45-10) without an rbi in 17 games...Recalled June 6 and hit safely in his first 10 games (.359, 39-14)...Delivered a 2-run game-winning single in his first game back, June 6 vs. Toronto...A 2-run homer off **Jack Morris** on June 19 gave him a season-high .286 (91-38) average.

Batted only .192 (146-28, hr-3) in next 40 games between June 20 and Aug 11 dropping his overall mark to .228, but over his next 35 games, he hit 9 homers and batted .271 (122-33).

Had 3-hit games against California's **Chuck Finley** (July 24), Oakland's **Dave Stewart** (July 11) and Toronto's **Tom Candiotti** (Sep 2).

HOMERS: Didn't hit his first homer as an Oriole until June 9...Hit all 16 of his last 98 games...Homered in 3 straight games, 4 out of 5, and 5 out of 6 Aug 12-20 and in one span hit 4 over 13 at bats...Hit 3-run homers in back-to-back games, Aug 15-16...Hit a "sudden death" game-winning homer on Aug 12 off Chicago's **Donn Pall** giving O's 5-4 win.

DEFENSE: Didn't make an error in his last 46 games and only one in his last 82 games...Finished 3rd in fielding percentage among AL third basemen with a .972 mark...O's third basemen, **Gomez**, **Craig Worthington**, and **Tim Lincecum** combined for a .974 fielding percentage, best in the AL and the highest percentage by O's 3rd basemen since '72, when **Brooks Robinson** led Orioles 3rd basemen to a .976 mark.

PREVIOUS CAREER HIGHLIGHTS

1990: Named the Orioles organization Player of the Year...It was the 2nd time he'd won the honor, also won it in '87...Led the International League in runs scored and rbi (both 97) becoming the first International League player with at least 90 runs and 90 rbi since **Randy Milligan** did it for Tidewater (Mets) in '87.

Gomez was the first Rochester player to lead the league in rbi since Jim

Fuller in 1974...Hit 26 homers in the regular season and 3 more in post-season, only one other Triple A player hit more, Pawtucket's **Phil Plantier** (33).

Was also 2nd in the IL in walks and 3rd with 231 total bases...Named the 3rd baseman on Baseball America's Triple A All-Star team...Led the league's 3rd basemen in double plays (26).

Orioles: Appeared in 12 games, all starts at 3B...Called up to the Orioles when Rochester concluded post-season play and reported Sep 17...He made his major league debut that night vs. Boston, singled in his first major league plate appearance off **Mike Boddicker**, and was 2-for-3 with a walk and 2 errors for the game.

1989: Batted .242 (227-55) through June, but was red hot (.321, 221-71) the rest of the season...Hit .351 (111-39) in August with 9 homers and 30 rbi...Had a pair of 2 homer games, Aug 5 vs. Albany and Aug 24 vs. Harrisburg...Belted grand slams July 2 vs. Williamsport and July 23 (1) vs. Reading...Had 10-game hit streak (39-19, .487), Aug 2-12...During that streak, had 10 hits in 3 games...In season's final 10 games, Aug 22-31, batted .444 (36-16)...Walked in 8 consecutive games (total of 15 walks), Apr 16-25.

Led the Eastern League with 89 walks, was 2nd with 78 rbi, 5th with 18 home runs and 10th with a .281 batting average...Named to the '89 EL All-Star team...Played 116 games at 3rd base and one game at shortstop.

1988: Suffered a stress fracture of his right leg and didn't play after May 1...Was leading Charlotte in games (24), hits (26), and doubles (5) at the time of his injury...Had 8 rbi in last 8 games before injury.

1987: Was the winner of the 9th annual Clyde Klutts Memorial Award (Orioles' organization "Player of the Year").

Led the Carolina League in batting (.326) and doubles (38) and was 2nd in RBI (110), walks (95) and on-base pct. (.435)...Was 3rd in slugging (.539) and total bases (251)...Named CL "Player of the Week" 4 times and "Player of the Month" twice.

1986: Was 74 plate appearances shy of qualifying for Appalachian League batting and slugging titles...Drove in 28 runs in 27 games...Hit grand slam Aug 7 vs. Elizabethton.

AMATEUR/PERSONAL: Graduated from Luis Hernaes Nevones High School in Canovanas, PR...Played baseball and volleyball.

PERSONAL: Married (**Lee**)...They have one son, **Leonardo Jr.** (1/24/90)...Leo's older brother, **Marco**, was an outfielder in the Brewers' system.

RICARDO (RICKY) GUTIERREZ 51

Born: May 23, 1970

Height: 6'1" **Weight:** 175

Bats: R **Throws:** R

Birthplace/Residence: Born and still resides in Miami, FL.

Contract Status: Signed thru '92.

Tenure: None.

Signed Originally With: Orioles. Signed by Jim Pampanye.



YEAR	CLUB	CLS	AVG.	G	AB	R	H	2B	3B	HR	RBI	BB	SO	SB	CS	HP
1988	Bluefield	R	.245	62	208	35	51	8	2	2	19	44	40	5	3	5
1989	Frederick	A	.232	127	456	48	106	16	2	3	41	39	89	15	10	3
1990	Frederick	A	.275	112	425	54	117	15	4	1	46	38	59	12	6	6
	Hagerstown	AA	.234	20	64	4	15	0	1	0	6	3	8	2	0	0
1991	Hagerstown	AA	.236	84	292	47	69	6	4	0	30	57	52	11	0	2
	Rochester	AAA	.306	49	157	23	48	5	3	0	15	24	27	4	1	0
Pro Totals			.253	454	1,602	211	406	50	16	6	157	205	275	49	20	16

1991 SEASON SUMMARY

Started the season with Hagerstown...Before being sent to Rochester July 17, hit in last 9 games (34-18, .529) and 16 of last 19 games (65-26, .400)

including a 4-for-5, 2 rbi performance at New Britain on July 15...Hit combined .261 between Hagerstown and Rochester...Batted 438 (45-11) during a 16-game stretch Aug 6-22, failing to get a hit in only 1 contest...Hit .341 (91-31) for Aug...Led all Oriole system shortstop's in rbi (45)...Ran the Eastern League's top defensive shortstop...Had 30 multi-hit games between AA and AAA...Had 7 triples on the year, 3rd best in the organization behind Frederick's **Tony Beasley** and Baltimore's **Mike Devereaux**, each with 10.

CAREER HIGHLIGHTS

1990: Had a pair of 11-game hit streaks for Frederick, May 3-15 (51-20, .332) and June 24-July 4 (45-15, .333)...Named to mid-season and season-ending Carolina League all-star teams.

1989: Led all Carolina League shortstops in fielding percentage (.944).

1988: Led all Appalachian League shortstops in total chances (309) and putouts (100).

PERSONAL: Graduated from American (Fla) HS in '88...Lettered in baseball...His brother, **Roberto Jr.**, and father, **Roberto Sr.**, also played baseball.

ERIC PAUL HETZEL 43

Born: Sep. 25, 1963

Height: 6'3"; Weight: 180

Bats, R, Throws, R

Position: Pitcher

Birthplace/Residence: Born and still resides in Crowley, LA.

Tenure: 1 year, 14 days.

Signed Originally With: Boston. Signed by Milt Bolling.



YEAR	CLUB	W-L	ERA	G	GS	CS	SHO	SV	IP	H	R	ER	BB	SO
1985	Greensboro-1	7-5	5.57	15	15	1	0	0	76.0	87	54	47	48	82
1986									(Did not play)					
1987	Winter Havn	10-12	3.55	26	26	11	0	0	192.2	186	94	76	87	106
1988	Pawtucket	6-10	3.96	22	22	2	1	0	127.1	129	67	56	51	122
1989	Pawtucket	4-4	2.47	12	12	4	1	0	80.0	65	27	22	32	79
	Boston	2-3	6.26	12	11	0	0	0	50.1	61	39	35	28	30
1990	Pawtucket	6-5	3.64	19	18	3	0	0	108.2	85	51	44	74	90
	Boston	1-4	5.91	9	8	0	0	0	35.0	39	28	23	21	28
1991	Pawtucket-2	9-5	3.57	19	19	0	0	0	116.0	110	60	46	58	83
Pro Totals		45-48	4.00	134	131	21	2	0	786.0	762	420	349	399	645
ML Totals		3-7	6.12	21	19	0	0	0	85.1	100	67	58	49	53

1-Selected by Boston on 1st round (secondary phase) January '85 draft.

2-Signed by Orioles as a free agent on 11/13/91.

Pitches: Fastball, slider, change-up.

1991 SEASON SUMMARY

Spent the entire season with the Pawtucket Red Sox (AAA) under now-Red Sox skipper **Butch Hobson**...Led the PawSox in strikeouts (85) and finished 2nd in wins (9)...Was 2-5 on May 25, then won 7 consecutive decisions.

Placed on disabled list on June 8 for strained muscles in his right shoulder and his back...Activated on June 27 and rattled off wins in his next 5 starts...Defeated Rochester in his final start of the year, Aug 5-1...Placed on the disabled list on Aug 13 where he remained for the rest of the season with sore right shoulder.

PREVIOUS CAREER HIGHLIGHTS

1990: Began the season in Pawtucket...Made 2 starts with the PawSox prior to being recalled by Boston on Apr 19 and was immediately placed in the Red Sox' rotation...Made his 1st start Apr 21 in Milwaukee...Picked up lone win of season, May 30 against Seattle...Went 7 innings, allowing

but 1 run, no walks and 6 strikeouts...Returned to Pawtucket on June 4...Recalled by Boston on Sep 8...Made only 1 appearance after his recall, Sep 13 in relief in Chicago.

1989: Began the season with Pawtucket (AAA)...Made 8 starts with the PawSox, allowing 2 runs or less in 5 of those 8 starts and was recalled by the Red Sox May 24, replacing the injured **Wes Gardner** on the Carmine's staff...Did not make an appearance with the Sox and was promptly returned to Pawtucket on June 12 when Gardner returned to active duty.

Recalled by Boston for the 2nd time on June 30.

Made his major league debut on July 1 in Toronto's SkyDome, defeating the Blue Jays 3-1...Did not allow a run in 5.2 ip...Dropped his next 3 decisions, covering 10 appearances, 9 starts.

1st big league loss came in perhaps his best outing of season, July 21 in Chicago, a 1-0 loss...Hurled 7.2 innings without allowing a run until Carlton Fisk broke the scoreless deadlock with a pinch-hit home run in the 8th...Was placed on 21-day disabled list on Aug 7 with a sore elbow...Sent to Pawtucket on a rehab assignment...Defeated the Yankees in Fenway, 9-5 on Sep 26 in his final start of the season.

1988: In his 1st full season at the AAA level with Pawtucket he struck out 122, most for PawSox pitcher since **Dennis (Oil Can) Boyd** registered 129 in '83...Fanned 7 or more in 9 of his 22 starts...Registered season-high 13 punch-outs in 8 ip on Aug 8 against Toledo...The 13 strikeouts were most by a Pawtucket pitcher since Boyd fanned 15, May 3, '84.

Left June 19 start with sore elbow...Placed on the DL June 20 with strained ligaments in right elbow...Activated on July 16...Won only 1 of 5 decisions in his final 9 starts of the season.

1987: Assigned to Winter Haven (A) of the Florida State League...Hurled 11 complete games, 2nd in the FSL behind Sarasota's **Wayne Edwards** (15)...Also placed 2nd in innings (192.2) and 5th in strikeouts (136).

Was 6-5 with 3.15 era on June 10 before he lost 7 straight decisions, June 15-July 22...Allowed only 18 earned runs in 55 innings over that stretch (era 2.95)...Winter Haven scored only 5 runs in those 7 starts and was shut out 4 times...Rebounded to win 4 of his last 5 decisions.

1986: Missed the entire season with a slipped disc in his back...Recovered enough to pitch in the Florida Instructional League.

1985: Was assigned to Greensboro (A) in the South Atlantic League upon signing his 1st professional contract...Fanned 82 hitters in 76 ip.

AMATEUR CAREER: Graduated from Notre Dame (LA) in '82 and was a member of the state high school championship squad in '81...Was all-state in '82...Attended Eastern Oklahoma College in Wilburton, Oklahoma for 2 years and Louisiana State University for 1 year.

There, he was a teammate of Orioles' minor league farmhand **Jack Voigt**...Was 10-4 with a 3.77 era for the Tigers with 99 strikeouts in 105 innings, winning the school's most outstanding pitcher award.

PERSONAL: He and his wife, the former **Katherine Arceneaux**, are expecting twins sometime during the month of March.

CHRISTOPHER (CHRIS) ALLEN HOILES 23

Born: Mar. 20, 1965

Height: 6'0"; Weight: 206

Bats, R; Throws, R

Position: Catcher

Birthplace/Residence: Born in Bowling Green, OH...Resides in Cockeysville, MD.

Contract Status: Signed thru '92.

Tenure: 1 year, 111 days.

Signed Originally with: Detroit. Signed by Ken Madeja.



YEAR	CLUB	AVG.	G	AB	R	H	2B	3B	HR	RBI	BB	SO	SB	CS
1986	Bristol-1	.320	*68	253	42	81	*19	2	13	*57	30	20	10	1
1987	Glens Falls	.276	108	380	47	105	12	0	13	53	35	37	1	1
1988	Toledo	.159	22	69	4	11	1	0	2	6	2	12	1	1
	Glens Falls-2	.283	103	360	67	102	21	3	*17	73	50	56	4	1
1989	Rochester	.245	96	322	41	79	19	1	10	51	31	58	1	1
	Baltimore	.111	6	9	0	1	1	0	0	1	1	3	0	0
1990	Rochester	.348	74	247	52	86	20	1	18	56	44	48	4	1
	Baltimore	.190	23	63	7	12	3	0	1	6	5	12	0	0
1991	Baltimore	.253	107	341	36	83	15	0	11	31	29	61	0	0
ML Totals		.232	136	413	43	96	19	0	12	38	35	76	0	0
Pro Totals		.274	607	2044	296	560	111	7	85	334	227	307	21	16

* Led League

1-Selected by Detroit in June '86 free agent draft (19th pick).

2-Acquired by Orioles from Detroit, along with pitchers Robinson Garces and Cesar Mejia, in deal for outfielder Fred Lynn on 8/31/88.

Career Highs: Game: Runs- 3, twice, (Aug 6, '91 vs. Mil. and Aug 30, '91 Min.); Hits-4, (Aug 30, '91 at Min.); HR-1; RBI- 4, (June 22, '90 at K.C.)

Hitting Streak: 6, (June 29 thru Aug 6, '91).

Grand Slams: 1, see page 42.

1991 SEASON SUMMARY

Started 91 games behind the plate and led AL catchers in fielding percentage (.998, TC-477, E-1)...Threw out 25 of 74 attempted base stealers (33.7%), 12th among the 40 ML catchers with 50 or more stolen base attempts against.

Was the Orioles' leading hitter in July with a .319 average, but batted .224 (268-60) the rest of the season.

Beginning June 23, with his first career grand slam, a clutch game-tying blow in the 9th inning off KC closer **Jeff Montgomery**, he went 38-for-111 (.342) over 31 games...Raised his average from .198 to season-high .272 on Aug 6...Batted .194 (124-24) the rest of the season including a season-ending 1-for-25 slump.

Caught the Orioles 4-man no-hitter on July 13 at Oakland and drove in the game-winning run in the O's 2-0 triumph with a 5th inning single.

MISCELLANEOUS: Had 3 doubles in O's 13-5 win vs. Milwaukee on Aug 6...Batted .467 (15-7) at Royals Stadium and .353 (17-6) at the Metrodome...Was 4-for-5 in O's 11-5 win at Minnesota on Aug 30.

HISTORIC HOMER: In an intrasquad game on March 6 he may have become the first player (excluding senior league and old timers games) ever to hit a home run off a pitcher already in the Hall of Fame when he hit a towering and perhaps wind-aided drive off **Jim Palmer** at the Orioles spring training complex at Twin Lakes Park.

PREVIOUS CAREER HIGHLIGHTS

1990: Recalled by the Orioles from Rochester on 3 occasions during the season...Started in AAA and was leading the International League in batting (.394, 127-50, G-32, HR-10, RBI-31) when the first recall came, June 3...He appeared in 10 games between June 5-July 5, then was optioned to the Red Wings, July 13.

Spent a month at Rochester, then was recalled, Aug 12...This time he appeared in 8 games prior to being sent back to AAA, Aug 28...When Rochester concluded post-season play, he was called up yet again, Sep 15.

After 3rd recall, started behind the plate in 5 straight games, but in the top of the first inning, Sep 23 vs. Milwaukee, he injured his right shoulder trying to throw out **Paul Molitor** at 2nd base...Suffered a tear in the muscle behind the shoulder.

Hit his first major league home run June 27 vs. Cleveland in the bottom of the 10th inning, a game-winning 3-run shot off **Sergio Valdez**, giving the O's a 6-3 victory.

Rochester: His .348 average at Rochester was bettered by only one other Triple A player with 250 or more plate appearances: Albuquerque's **Lito Lopez** (.353)...Hit 18 homers in only 247 at bats, one every 13.7 ABs, 3rd best home run frequency in Triple A behind Pawtucket's **Phil Plantier** (1/13.0) and Las Vegas' **Jerald Clark** (1/13.4).

Added 2 more homers in post-season, including game-winning 3-run shot against Omaha in the opening game of the Triple A Alliance Championship...In 27 games at Rochester, between May 15-July 25, he hit 11

homers (26 rbi) in 27 games.

On May 19 he was hit in the face by a pitch from Indianapolis' **Jim Davins** and took 15 stitches above his left eye...Returned May 27...In 3 games before he was hit and 2 games after, he went 13-for-18 with 4 homers and 8 rbi...Named the DH on Baseball America's end of the year Triple A All-Star team.

1989, ML DEBUT: Began season with Rochester, but recalled Apr 22 when

Bob Melvin went on the disabled list...Made his major league debut Apr 25 at California in a pinch-hitting role (grounded out against **Bob McClure**)...Returned to Rochester May 7, but rejoined the Orioles in September...Started behind the plate in the season finale, Oct 1 at Toronto, and picked up his 1st ML hit, a run-scoring double, off **Mauro Gozzo**.

In 96 games at Rochester, he tied for the team lead with 10 home runs (with **Butch Davis**).

1988: Acquired Aug 31 from the Detroit organization along with pitchers **Cesar Mejia** and **Robinson Garces** for **Fred Lynn**...Began the season at Toledo, but was reassigned to Glens Falls on May 17 and remained there the rest of the season.

Topped all Tiger farmhands with 19 homers, including 17 at Glens Falls, tied for the most in the Eastern League...Also led the league in slugging (.500). Threw out 38 of 105 attempted base stealers (.362).

1987: Moved from 1st base back to catcher and threw out a league-high 53 attempted base stealers (53 of 140, .379; league average was .353)...Tied for the club lead in homers (13)...Played in Eastern League All-Star Game.

1986: Named to the Appalachian League All-Star team as a 1st baseman...Led the league in rbi (57), gwrbi (10), total bases (143), doubles (19) and games (68)...Also, 2nd in homers (13) and tied for 3rd in batting (.320)...Led league's 1st basemen in fielding (.996)...Caught in 6 games.

AMATEUR CAREER: Graduated from Elmwood (Wayne, OH) High School where he played football, basketball and baseball...Caught 3 years at Eastern Michigan University...Batted .340 on '84 as a freshman; .372 in '85, and .342 in '86 with a school record 19 homers and 70 rbi...Also set EMU career record with 34 home runs...Ended with .352 career average...Named all-Mid-American Conference in '86.

PERSONAL: Majored in science at Eastern Michigan until he was drafted after his junior season...Single.

SAM HORN 15

Born: Nov. 2, 1963

Height: 6'5"; Weight: 247

Bats, L; Throws, L

Position: DH-1B

Birthplace/Residence: Born in Dallas, TX...

Grew up in San Diego, CA and now

resides in Bessemer, AL.

Contract Status: Signed thru '92.

Tenure: 3 years, 97 days.

Signed Originally with: Boston. Signed by Ray Boone.



YEAR	CLUB	AVG.	G	AB	R	H	2B	3B	HR	RBI	BB	SO	SB	CS	HP
1982	Elmira-1	.300	61	213	47	64	13	1	11	48	40	59	2	0	1
1983	Winston-Salem	.240	68	217	33	52	9	0	29	50	78	0	0	1	1
1984	Winston-Salem	.313	127	403	67	126	22	3	21	89	76	107	5	4	4
1985	New Britain	.282	134	457	64	129	*32	0	11	82	64	107	4	6	4
1986	New Britain	.246	100	345	41	85	13	0	8	46	49	80	1	0	1
	Pawtucket	.195	20	70	8	15	2	0	3	14	5	23	0	1	0
1987	Pawtucket	.321	94	333	57	107	19	0	30	84	33	88	0	0	5
	Boston	.278	46	158	31	44	7	0	14	34	17	55	0	1	2
1988	Boston	.148	24	61	4	9	0	0	2	8	11	20	0	0	0
	Pawtucket	.233	83	279	33	65	10	0	10	31	44	82	0	3	0
1989	Boston	.148	33	54	1	8	2	0	0	4	8	16	0	0	0
	Pawtucket	.232	51	164	15	38	9	1	8	27	20	46	0	0	0
1990	Baltimore-2	.248	79	246	30	61	13	0	14	45	32	62	0	0	0
	Rochester	.414	17	58	16	24	4	0	9	26	9	13	0	1	0
1991	Baltimore	.233	121	317	45	74	16	0	23	61	41	99	0	0	3
ML Totals		.234	303	836	111	196	38	0	53	152	109	252	0	1	5

* Led League

1-Selected by Boston in June '82 free agent draft (1st round).

2-Signed by Baltimore as free agent 2/20/90.

Career Highs: **Game: Runs- 3, twice**, (latest Aug 3, '90 vs. KC); **HR- twice**, (latest Apr 9, '90 at KC); **HR-2, 3 times**, (latest Apr 9, '90 at KC); **6**, (Apr 9, '98 at KC); **Hitting Streak: 5**, (Sep 9 thru 15, '91). **Grand Slams: 3**, see page 42.

1991 SEASON SUMMARY

Averaged one homer every 13.8 at bats, 4th best ratio in the majors and the highest by an Oriole since **John Lowenstein** in '82 (13.4, 24 hrs/22 ABs)...See below under "Home Runs".

Led the AL in pinch-hit homers for the 2nd straight year with 3, tying club record...See below under "Pinch-hitting".

Made 89 starts, all as a DH...**Horn, Dave Parker, Jack Clark** and **Bruce Downing** were the only 4 to be on a roster all year and not play defensively.

Struck out with greater frequency than any left-handed hitter in the AL (minimum 81 games played) with 3.2 ABs per strikeout...Was the 5th highest overall behind **Rob Deer** (2.56), **Dean Palmer** (2.73), **Hendrick Meulens** (2.96), and **Gary Pettis** (3.09).

BATTING: Had only one multi-hit game in his first 34 starts thru June 11 (.227)...Went 13-for-33 (.394) with 4 homers and 12 rbi in the last 11 games before the all-star break, to get average above .250, but went on to hit only .210 (138-29) the 2nd half...Had one very hot span, Sep 6-15, when over 10 ABs he hit 5 homers and 2 doubles and drove in 12 runs.

Batted .309 (136-42) with runners on base and .323 (31-10) with a man on 3rd base.

HOME RUNS: His average of 13.8 ABs per home run was 4th in the majors behind **Jose Canseco** (13.0), **Phil Plantier** (13.5), and **Kevin Mitchell** (13.7)...Has hit 34 home runs in his last 478 ABs beginning July 4, '90.

Became only the 7th active player to reach 50 career homers before his 800th at bat...Only **Eric Davis**, **Mark McGwire**, **Ron Kittle**, **Rob Deer**, **Fred McGriff** and **Cecil Fielder** have done it.

Hit a 3-run homer off **Nolan Ryan** on Apr 14 and a grand slam at Milwaukee of **Edwin Nunez** the next day...Hit 7 homers in his last 21 games starting Sep 6.

PINCH-HITTING: Led the AL and tied an Oriole record with 3 pinch-hit home runs...Tied mark accomplished 4 other times, most recently by **Jim Dwyer** in 1986...Tied for the AL lead in '90 with 2 pinch-homers...Also led all pinch-hitters with a .750 slugging mark.

In 2 years as an Oriole has a .333 (33-11) pinch-hit average with 5 homers and 14 rbi...Of his 5 pinch-homers, 3 have come against Toronto (**Dwight Gooden**, **Tom Henke** 1)...In '90, his .444 (9-4) average as a pinch-hitter was the AL's highest (min 10 PH apps).

SIX STRAIGHT Ks: In the O's 9-8, 15-inning loss on July 17 at KC, he struck out 6 times (consecutively) becoming the first non-pitcher in Major League history to strike out 6 straight times in one game...He tied the ML mark for most strikeouts in an extra inning game, accomplished 5 other times (St. Louis Browns' pitcher **Carl Weiland**, 6 straight in '12; California's **Rick Reichardt** in '66, California's **Billy Cowan** in '71, Boston's **Cecil Cooper** in '74 and Chicago Cubs' **Don Hoak** in '56).

MISCELLANEOUS: May be the only one sorry to see **Bret Saberhagen** go to the NL...Horn was 8-for-19 (.421) with 4 homers off him...Is 6-for-15 (.400) as an Oriole with the bases loaded.

FAVORITE PARK: His favorite park is Yankee Stadium where he is hitting .341 (44-15, hr-4) lifetime there in 14 games.

PREVIOUS CAREER HIGHLIGHTS

1990: Averaged one rbi every 5.5 at bats, 7th best in the AL (min 200 ABs) and one homer every 15.6 ABs, 9th best in the AL (min 10 homers)...At Rochester and Baltimore combined, he hit 23 homers and had 71 rbi in 96 games (304 ABs).

Began spring training in the Orioles' minor league camp, but was promoted to the big league camp less than a week before the club came North...Was in the lineup immediately and enjoyed the greatest Opening Day and Orioles' debut in club history...Was 4-for-6 with 2 homers and 6

rbi on Apr 9 at KC.

Hit a 3-run homer off defending Cy Young Award winner **Bret Saberhagen** and another off **Steve Farr**...No other Oriole has had 6 rbi on Opening Day and **Brooks Robinson** is the only other Oriole to hit 2 Opening Day homers...The last time a major leaguer had 6 rbi on Opening Day was in 1986, Seattle's **Jim Presley**.

Despite great opener, he had only 3 homers and 79 ABs with the O's thru July 3...Missed most of May with a strained right shoulder (DL'd, May 8-29) and spent almost all of June at Rochester, June 3-July 2.

Returned July 3 and hit 11 homers in 164 ABs the rest of the season, including 5 in his first 13 games...Batted .310 (58-18) his first month back with the O's.

Started at first base on Apr 21 vs. Detroit, the first time in his ML career he started defensively...Played 10 games at first base, 9 starts...Had played defensively only once in his first 111 ML games.

Rochester '90: Spent 5 days at Rochester, May 24-29, on a rehab assignment...Returned in June for 13 games and had an incredible stay going 22-for-48 with 9 homers and 25 rbi...Hit 6 homers in a 4-game span, June 23-25...In his career has hit 60 homers in 265 games at Triple A.

1989: Began the season with the Red Sox, but was disabled (right rib cage injury) on June 8...Was 5-for-44 (.114) at the time...Didn't return to the Sox until September...Made 11 starts with Sox, no multi-hit games...Had the International League's 3rd best home runs to ABs ratio.

1988: Was with the Red Sox thru June 5, when he was outrighted to Pawtucket...Didn't play with Sox the rest of the season...Had homers in back-to-back games, May 13-14 at Fenway vs. Seattle, his only extra base hits.

'87, **RECORD BREAKING START:** Recalled by Red Sox from Pawtucket on July 23...Became only the 4th AL player to homer in his first 2 ML games joining **Earl Averill** (Cle., Apr 16-17, '29); **Joe Lefebvre** (NY, May 22-23, '80); and **Tim Lardner** (Min., Aug 28-29, '81)...Hit a game-winning homer in debut vs. Seattle on July 25 off LHP **Stan Clarke**...The next day had 3 hits including another homer...Went on to hit 4 homers in his first 6 games and 7 in his first 16...Had the best home run rate (one hr per 11.3 ABs) in the majors.

Hit a grand slam off Toronto's **Jose Nunez** on Aug 10 and had a pair of 2-homer games: Aug 25 vs. Chicago and Sep 25 vs. Milwaukee.

At Pawtucket became only the 2nd Pawsox player to hit 30 or more homers in a season and set a club record for most homers by a lefty (mark was broken in 1990 by **Phil Plantier**)...Named Pawsox MVP...Led International league in slugging (.649).

EARLY CAREER: Was Red Sox first pick in June '82 (16th overall) as compensation for Rangers re-entry signing of **Frank Tanana**...Played exclusively at first base his first 6 years in Red Sox system...Made 29 errors in '84 and 23 in '85...Missed 3 weeks in '82 with the flu and first half of '83 with torn ligaments in left wrist...In first full pro season in '84, he led the Carolina League in slugging (.538) and was 3rd in average (.313) and rbi (89) while at Winston-Salem...In '85, he led the Eastern League with 32 doubles and intentional BBs (14).

AMATEUR CAREER: Played baseball and football at Morse High School in San Diego, CA, where he and **Randy Milligan** were rivals...Offered football/baseball scholarship to USC...Played defensive end and power forward in basketball...Once hit 4 home runs in a high school game.

PERSONAL: He and his wife, **Debrah**, have 2 children: **Briona** (1-1-88) and **Jamale** (6-10-90)...Born in Dallas, TX, family moved to San Diego when he was 7.

ORIOLES ONLY

Three former players, each with at least 9 years in the majors, never played for anybody in the big leagues but the Orioles. All 3 are currently connected with the organization. Two of them are Hall of Famers and working on O's Television: **Brooks Robinson** (Channel 2) and **Jim Palmer** (HTS).

The third is now a minor league hitting instructor in the Birds' farm system: **Richie Dauer**, a 2nd baseman for the Orioles' last 2 pennant winners ('79 & '83), **Richie** played here from late '76 thru '85.

TIMOTHY (TIM) CRAIG HULETT 36

Born: Jan. 12, 1960

Height: 6'0"; **Weight:** 199

Bats, R; Throws, R

Position: Infielder

Birthplace/Residence: Born and still resides in Springfield, IL.

Contract Status: Signed thru '92.

Tenure: 5 years, 11 days.

Originally Signed with: Chicago White Sox.

Signed by Walt Widmayer.



YEAR	CLUB	AVG.	G	AB	R	H	2B	3B	HR	RBI	BB	SO	SB	CS
1980	Glen Falls-1	.174	6	23	3	4	0	0	0	0	3	5	0	1
	Iowa	.250	3	3	1	2	0	0	0	0	0	0	1	0
	Appleton	.259	79	278	49	72	11	1	13	47	34	56	5	4
1981	Glen Falls	.227	134	437	59	99	27	1	10	55	64	86	0	3
1982	Glen Falls	.271	140	*536	*144	145	28	5	22	87	95	135	1	8
1983	Denver	.273	133	477	77	130	19	4	21	88	61	64	5	3
	Chicago (AL)	.200	6	5	0	1	0	0	0	0	0	0	1	0
1984	Chicago	.000	8	7	1	0	0	0	0	0	1	4	1	0
	Denver	.263	139	475	72	125	32	6	16	80	67	88	3	4
1985	Chicago	.268	141	395	52	106	19	4	5	37	30	81	6	4
1986	Chicago	.231	150	520	53	120	16	5	17	44	21	91	4	1
1987	Chicago	.217	68	240	20	52	10	0	7	28	10	41	0	2
1988	Indianapolis-2,3	.234	126	427	36	100	29	2	7	59	34	106	2	0
1989	Rochester	.280	122	461	61	129	32	12	3	50	38	81	2	5
	Baltimore	.278	33	97	12	27	5	0	3	18	10	17	0	1
1990	Rochester	.372	14	43	10	16	2	1	2	4	11	7	0	1
	Baltimore	.255	53	153	16	39	7	1	3	16	15	41	1	0
1991	Baltimore	.204	79	206	29	42	9	0	7	18	13	49	0	1
ML Totals		.238	538	1,623	183	387	66	10	42	161	100	324	13	8

* Led League

1-Selected by Chicago White Sox in Jan. '80 free agent draft (1st round, secondary phase). Previously selected Texas in June '78 draft (39th round), but did not sign.

2-Acquired by Indianapolis (Montreal) from Vancouver (Chicago White Sox) in deal for infielder Edgar Caceres 4/13/88.

3-Signed by Orioles as 6-year free agent on 11/11/88.

Career Highs, Game: Runs-3, 4 times, (latest June 2, '87 Chi at Tex); Hits-4 times, (latest Aug 3, '90 vs KC); Home Runs-2, (Sep 20, '86 Chi at Cal); RBI-4, 3 times (latest Oct 3, '91 at NY).

Hitting Streak: 9, (Sep 27-'85 thru Apr 7, '86).

Grand Slams: None

1991 SEASON SUMMARY

Appeared in 79 games, his highest total in 3 years with the Orioles and the most in his major league career since 1986 (150 with the Chicago White Sox)...Started 18 consecutive games, May 21-June 8...His streak began with 15 games at 3rd base after **Craig Worthington** went on the disabled list and before **Leo Gomez** took over...Started 2 games at 2nd base and one as the O's designated hitter...After that, he started 24 of the O's final 106 games...Following the All-Star break, he had only 58 at bats (12 hits)...His best month was August (18-5, .278).

HOME RUNS: Clubbed 4 homers in May and had 6 homers as of June 23...Finished with 7, matching his 2nd highest ML total (also had 7 with '87 White Sox and 17 with the '86 Sox)...Belted homers in consecutive games, May 6 at California and May 7 at Oakland for the 1st time in his ML career.

KEY HITS: Had game-winning, pinch-hit, 2-run double, May 11 vs. Seattle...Had pair of game-winning homers: 2-run shot in 9th inning of 5-4 triumph at Detroit, May 21 and solo homer in 10th-inning, June 23rd at KC in 11-8 game.

1991 AND MAJOR LEAGUE CAREER

VERSATILITY: In 165 games in his 3 seasons with the Orioles, he has played 2nd base (65 games), 3rd base (74 games), shortstop (once), appeared as a pinch hitter, pinch runner and a designated hitter.

FAVORITE OPPONENTS: Has .308 career average (156-48) with 7 home runs and 25 rbi against Cleveland...In '91, batted .300 (10-3, hr-1, rbi-2) vs. Chicago and .333 (9-3, hr-1, rbi-2) against Oakland.

AT HOME: In his final 2 seasons at Memorial Stadium, he batted .208 (149-31)...Prior to that, his career average at Memorial Stadium was .382 (76-29).

SCORING POSITION: Was just 7-for-51, .137, with runners in scoring position last year compared to 22-for-62, .355, his 1st 2 years with the O's.

PREVIOUS CAREER HIGHLIGHTS

1990: Broke the hamate bone in his left hand during spring training and was placed on the disabled list, Apr 4...Following his recuperation, he was sent to Rochester on a rehabilitation option...He was reactivated June 12.

Upon his return, he went 0-for-5 in his 1st 3 games, then went 14-for-30 (.467) between June 18 and 27...Drove in a run in 4 straight games June 26-29 vs Cleveland/Minnesota. Batted .375 (40-15) in June.

Hit 3 home runs, all of them against lefthanders: off Cleveland's **Bud Black** at home June 27; off **Mark Davis** at KC July 28; and off New York's **Dave Righetti** as a pinch-hitter Aug 29 in Baltimore.

1989: Made his Orioles debut, Aug 23, vs Milwaukee...Drove in 9 runs in his first 13 games, and 9 more in his last 11 games of the season while batting .351 (37-13)...Went 4-for-6, Sep 20, vs Detroit...Had .389 average (18-7) vs Cleveland, and beat the Tribe Sep 4 with a 2-out "sudden-death" homer off **Rod Nichols** who had just retired 15 batters.

His homer, Aug 24th at New York, off **Chuck Cary**, was his 1st in the major leagues since May 25, '87, when he connected for the White Sox at Comiskey Park against KC...He hit 3 homers in 33 games with the O's compared with 3 homers in 122 games for Rochester.

Was 5-for-5 with the bases loaded and drove in 9 of the 15 runners on base in those situations...Batted .440 (25-11) with runners in scoring position...Hit .419 (31-13) at Memorial Stadium.

Rochester: Led the Red Wings with 32 doubles and 12 triples, 2nd in the IL in each category (tied in doubles)...Was 2nd on the club with 47 extra-base hits, one less than **Butch Davis**...Was batting only .127 (55-7) after 17 games, but hit .300 (406-122) in the remaining 105 games.

1988: Had spent all 8 pro seasons in the White Sox system when he was dealt to the Montreal Expos (4/13/88) who in turn assigned him to Indianapolis...He was bothered much of the year by "jammed toe" which required post-season surgery, and he batted only .234 in 126 games, but he was 3rd on the club in doubles (29) and rbi (59).

He was chosen "MVP" in the 1st Alliance championship (American Association vs International League, like the old "Little World Series") in which Indianapolis defeated Rochester in a best of season final series (4 games to 2)...Tim batted .286 in the 6 games, with 5 rbi and 4 runs scored...He was released by Montreal shortly thereafter.

WHITE SOX: Was the White Sox' starting 3rd baseman opening day '87, and led the club with 3 homers, 14 rbi and a .297 (74-22) average through May 1...However, he hit only .181 (166-30) over the next 43 games, and was assigned to Hawaii July 26...He returned to Chicago July 30 for a 2-week stay (as a roster replacement for the injured **Donnie Hill**), then spent the balance of the season in Hawaii.

In '86, Tim hit a career-high 17 homers, tying **Ron Kittle** for 2nd on the club, behind **Harold Baines** (21)...He hit only one in his first 39 games, and only 4 thru July 5 (70 games)...Then he blasted 11 in his next 35 games thru Aug 16...Started 56 games at 2nd and 81 at 3rd.

1985: His 1st full season in the ML...Started 96 games at 3rd and 20 at 2nd...Was batting .375 (72-27) after 34 games thru May 31, and remained over .300 until June 28...Hit his 1st home run off the Orioles' **Dennis Martinez** on May 15 in Chicago.

1984: A strong showing in Chicago's spring camp earned him a spot in the opening day lineup...However, after appearing in only 8 games (7 at bats) he was assigned to Denver where he spent the rest of the year, and where he amassed 54 extra base hits (2b-32, 3b-6, hr-16)...Led the Bears in homers.

1983: Made his big league debut vs Seattle Sep 15...Started for the 1st time on Sep 21 vs Minnesota...In his 1st 8 major league games, the White Sox were victims of 2 no-hitters (by Oakland's **Mike Warren** Sep 29 and by Detroit's **Jack Morris** Apr 7, '84).

EARLIER MINOR LEAGUE HIGHLIGHTS: Had career high .273 average and 88 rbi with Denver in '83, his 1st year at the AAA level...Helped Denver to a sweep of Louisville in the American Association championship with a title-clinching rbi (sac fly).

Was named in '82 by Baseball America as the top 2nd baseman at the "AA" level...Led the Eastern League with 114 runs scored that year.

PERSONAL/AMATEUR CAREER: Played basketball, football and baseball at Lanhier HS in his native Springfield, IL...Led city conference in average, home runs and stolen bases in each of his 4 years there.

Attended the University of South Florida (Tampa) where he played one year for former Orioles pitcher and Hall of Famer **Robin Roberts**...Set a school record in '79 with 19 doubles...Also attended Miami Dade-North Community College and established a school home run standard with 14 in '80.

Married to the former **Linda Ferguson**...They have 4 sons: **Ty** (2/28/83), **Joe** (4/9/84), **Sam** (4/8/86) and **Jeff** (11/16/87).

JAMES (JIM) STEVEN LEWIS 63

Born: July 20, 1964

Height: 6'2"; **Weight:** 215

Bats, R; Throws, R

Birthplace/Residence: Born in Jackson, MI...Resides in LaVerne, CA.

Contract Status: Signed thru '92.

Tenure: 59 days.

Signed originally with: San Diego.

Signed by Dave Bartosch.



Year	Club	W-L	ERA	G	GS	CG	SHO	SV	IP	H	R	ER	BB	SO
1985	Spokane-1	4-4	3.88	20	6	1	0	0	67.1	60	34	29	21	54
1986	Charleston	4-8	3.43	51	1	1	1	4	84.0	87	48	32	32	81
1987	Reno	2-2	6.14	13	2	1	1	0	29.1	35	26	20	21	28
1988	Riverside	7-7	3.57	44	1	0	0	7	98.1	99	57	39	56	86
1989	Wichita	8-4	2.70	63*	0	0	0	18	83.1	83	28	25	33	51
1990	Las Vegas	5-6	4.55	59	1	0	0	5	93.0	109	60	47	46	54
1991	Wichita	0-0	0.00	2	0	0	0	1	2.2	4	2	0	4	3
	Las Vegas	6-3	3.38	48	0	0	0	3	85.1	93	41	32	34	76
	San Diego-2	0-0	4.15	12	0	0	0	0	13.0	14	7	6	11	17
Pro Totals		36-34	3.72	312	11	3	2	38	556.1	584	303	230	258	419

*Led League

1—Selected by San Diego Padres in June '85 free agent draft (5th round).

2—Acquired by Orioles from San Diego with outfielder Steve Martin in deal for 3rd baseman Craig Worthington and pitcher Tom Martin on 2/17/92.

WINTER BALL

Spent the winter playing for Ponce of the Puerto Rican League (3-2, 7.33, g-17, gs-2, sv-4, ip-28.0, h-41, er-23, bb-18, k-20)...Was tied for 3rd in the league in saves...Ranked 2nd in the Rolands Relief standings (19 points).

1991 SEASON SUMMARY

Appeared in just 2 games with Wichita before being called up to Las Vegas...Made AAA debut Apr 19...Allowed just 7 earned runs in 36.2 innings (1.72 era) May 26-July 3...During that stretch was 5-1 with a save...Did not allow a homer in 1st 34 appearances (64.0 innings)...Contract purchased on Aug 9 by Padres...Made big league debut that same night with a scoreless inning vs Cincinnati...Did not allow a run in 1st 4 ML outings (5.2 innings).

PROFESSIONAL CAREER

1989: Spent entire year with Wichita and led Texas League with 63

appearances, all in relief...Set career highs with 2.70 era, 8 wins and 18 saves...1988: Struck out career high 80 batters in 98.1 innings...1987: Pitched in just 13 games for Reno due to an injured right elbow...1986: Threw a complete game shutout in his only start of the season.

PERSONAL: Went to Jonesville (MI) HS...Attended Citrus Community College in Azusa, CA.

RICHIE TODD LEWIS 55

Born: Jan. 25, 1966

Height: 5'10"; **Weight:** 175

Bats, R; Throws, R

Position: Pitcher

Birthplace/Residence: Born in Muncie, IL...

Resides in Losantville, IN.

Contract Status: Signed thru '92.

Tenure: None.

Signed Originally With: Montreal. Signed by Ed Creech.



YEAR	CLUB	W-L	ERA	G	GS	CS	SHO	SV	IP	H	R	ER	BB	SO
1987	Indianapolis-1	0-0	9.82	2	0	0	0	0	3.2	6	4	4	2	3
1988	Jacksonville	5-3	4.70	12	12	1	0	0	61.1	37	32	23	56	60
1989	Jacksonville	5-4	2.58	17	17	0	0	0	94.1	80	37	27	55	105
1990	West Palm Bch	0-1	3.00	10	0	0	0	2	15	12	8	5	11	14
	Jacksonville	0-0	1.26	11	0	0	0	5	14.1	7	2	2	5	14
1991	Harrisburg	6-5	3.74	34	6	0	0	5	74.2	67	33	31	40	82
	Indy-2	1-0	3.58	5	4	0	0	0	27.2	35	12	11	20	22
	Rochester	1-0	2.81	2	2	0	0	0	16	13	5	5	7	18
Pro Totals		18-13	3.17	93	41	1	0	12	307	257	133	108	196	318

1—Selected by Expos in 2nd round June '87 draft (44th pick overall).

2—Acquired by Orioles from Montreal organization for pitcher Chris Myers.

Pitches: Fastball, curve, forkball, change-up.

1991 SEASON SUMMARY

Enjoyed 1st full season without suffering from disabling injury...Spent time with 3 different clubs during the season...Pitched both as a starter and a reliever...Made 27 of his 1st 28 appearances of the year out of the pen, racking up 6 saves in the process...Of his last 12 appearances, 11 came as a starter...Moved into the starting rotation on July 2...Promoted to Indianapolis (AAA) on July 25...Made 5 appearances with the Indians, including 4 as a starter.

Traded to the Orioles' organization on Aug 24 for lhp **Chris Myers**...Was assigned to Rochester...Made 2 appearances with the Wings, both as a starter...Defeated Scranton-Wilkes Barre, 2-1 in his 1st start with help from **Francisco delaRosa**...Hurled 9 innings, fanning 10 (h-8, r/er-4, bb-2) in his 2nd and final outing with the Wings, Aug 31 against Pawtucket, but was not involved in the decision.

PREVIOUS CAREER HIGHLIGHTS

1990: After appearing in 29 of his 1st 31 career appearances as a starter, he made all 21 appearances in '90 in relief...Began the season in the Expos' extended spring program...Was activated and assigned to West Palm Beach (A) in the Florida State League...Then, was promoted to Jacksonville (AAA) where he made made 11 relief appearances.

1989: With Jacksonville (AA), averaged 10 strikeouts per 9 innings, 2nd best in the Eastern League...Fanned season-high 13 over 8 innings on Apr 23 against Chattanooga, allowing just 2 hits...Season ended abruptly, July 3 with an elbow injury.

1988: Spent the entire season with Jacksonville (AA)...Allowed only 37 hits in 61 innings, an average of 5.5 per 9 innings...Carried a no-hitter until 1 out in the 9th inning on Apr 28 against Knoxville, striking out 12; was not involved in the decision...Placed on the disabled list in early June and returned in mid-August.

1987: Did not sign his 1st pro contract until July 20 and then was limited

to only 2 appearances with Indianapolis (AAA) due to a shoulder...Participated in the Expos' Florida Instructional League.

AMATEUR CAREER: Graduated from Muncie South (IN) HS in '84 where he was all-state in baseball as 2nd baseman and all-state wide receiver in football...Also participated in basketball.

Attended Florida State University...Was recognized as an all-American selection in baseball in both '86 and '87...Was 14-2 as a sophomore with 202 strikeouts in 128 innings...Led the nation in strikeouts (196) and was tied for the lead in wins (15) in '87, his junior season.

PERSONAL: Single.

REYENALDO IGNACIO (CHITO) MARTINEZ 14

Born: Dec. 19, '65

Height: 5'10"; **Weight:** 182

Bats, L; Throws, L


Position: Outfield

Birthplace/Residence: Born in Belize, Central America...Grew up in New Orleans, LA...Lives in Metairie, LA.

Contract Status: Signed thru '92.

Tenure: 94 days.

Signed Originally with: Kansas City.
Signed by Ken Gonzales.



YEAR	CLUB	CLS	AVG.	G	AB	R	H	2B	3B	HR	RBI	BB	SO	SB	CS
1984	Eugene-1	R	.301	56	176	18	53	12	3	0	26	24	38	4	4
1985	Fort Myers	A	.262	76	248	35	65	9	5	0	29	31	42	11	5
1986	Memphis	AA	.304	93	283	48	86	16	5	11	44	42	58	4	0
1987	Omaha	AAA	.215	35	121	14	26	10	1	2	14	11	43	0	0
	Memphis	AA	.261	78	283	34	74	10	3	9	43	33	94	5	3
1988	Memphis	AA	.227	141	485	67	110	16	4	13	65	66	130	20	3
1989	Memphis	AA	.243	127	399	55	97	20	2	23	62	63	137	3	3
1990	Omaha-2	AAA	.264	122	364	59	96	12	8	21	67	54	129	6	8
1991	Rochester	AAA	.332	60	211	42	68	8	1	20	50	26	69	2	2
	Baltimore	AL	.269	67	32	58	12	1	13	33	11	51	1	1	1
Pro Totals			.263	855	2,786	404	733	125	33	112	433	361	791	56	31
ML Totals			.269	67	216	32	58	12	1	13	343	11	51	1	1

1-Selected by Kansas City in '84 free agent draft (6th round)

2-Signed by Orioles as 6-year minor league free agent on 11/16/90.

Career Highs, Game: Runs-3 (Aug 14, '91 vs Tex at Bal); **Hits-3**, 3 times (latest Aug 21, '91 at Tex); **HR-2** (Aug 14, '91 vs Tex at Bal); **RBI-4** (Aug 15, '91 vs Tex at Bal); **SB-1** (Sep 23, '91 vs Bos at Bal).

Hitting Streak: 6, twice (latest Aug 12-17, '91).

Grand Slams: None.

THE LAST 4 YEARS: His combined total of 33 homers (Rochester and Baltimore) in '91 were a career high (single season minor league high was 23, Memphis in '89)...Over the last 4 seasons, he has averaged 22.5 homers (total 90).

It wasn't always thus. He did not hit his 1st pro home run until 10 games into his 3rd pro season (had played 142 games in o.b. to that point). Since then, he has homered once every 6.4 games (g-713, hr-112).

Has also fanned 100+ times in each of the last 4 seasons including 120 last year for Rochester (69) and the O's (51) combined.

1991 SEASON SUMMARY

THE LAST HOME RUN: Was the last to hit a home run at Memorial Stadium when he connected in the next-to-last game (Sat, Oct 5) against Mark Leiter. The drive, with one on, brought the O's from behind and put them ahead to stay, giving Chito the gwrbi in the Orioles' last victory in the ballpark they called home for 38 years.

INTERNATIONAL LEAGUE: Started his 1st season in the Orioles organization at Rochester, and at the time of his recall to Baltimore on July 5, was leading the IL in home runs (20), ranked 5th in average (.322), and 3rd in rbi (50)...He continued to lead in homers in absentia until the final weekend of the IL season when he was overtaken by Rick Lancelotti

(Pawtucket), who finished with 21.

ORIOLES: Made his big league debut the day he joined the club (7/5) at Yankee Stadium, and singled once (off Lee Guetterman) in 5 trips...Set a club record by hitting safely in each of his 1st 6 major league games (.381, 21-8).

Hit 13 home runs, 3rd among AL rookies behind: teammate **Leo Gomez** (16) and the Rangers' **David Palmer** (15).

In one 6-game stretch (Aug 12 thru 17), he went 12-for-22 (.545) with 4 homers and 10 rbi. Hit 2 home runs, off the Rangers' **Gerald Alexander** and **Scott Rosenthal**, on Aug 14 at Memorial Stadium, then drove in 4 runs the following night, and hit another home run (off Oil Can Boyd).

Hit his 1st major league homer as a pinchhitter on July 11 at Oakland off the Athletics' **Gene Nelson**, a solo shot. His 2-run homer in the 9th inning at Anaheim on July 15 against Angels' relief ace **Bryan Harvey** provided the O's with a come-from-behind 2-1 win...Stole his only base on Sep 23 against the Red Sox' **Dennis Lamp-Tony Pena**.

Ranked 4th in the A.L. in home run frequency: 1-**Jose Tartabull**-1/15.6 at bats (.484-31); 2-**Mickey Tettleton**-1/16.2 (501-31); 3-**Albert Belle**-1/16.5 (461-28); 4-**Chito**-1/16.6 (216-13); 5-**Jesse Barfield**-1/16.7 (284-17). Didn't go hitless in consecutive games as a starter until Aug 27-28 (his 42nd and 43rd games).

BY MONTH: July-.296 (71-21), hr-4, rbi-8; August-.280 (82-23), hr-5, rbi-15; Sep/Oct-.222 (63-14), hr-4, rbi-10.

VS OPPONENTS: Excelled against several clubs, most notably the Rangers...He batted .522 (23-12) with 3 homers and 7 rbi in 6 games vs Texas...Batted .353 (17-6) with 2 homers against California and .360 (25-9) off Yankees' pitching...See page 97 for his stats vs each opponent.

Went hitless in 12 trips against the Red Sox and batted only .167 (12-2) with no homers or rbi against Kansas City, the organization with which he'd spent his first 7 pro seasons.

MINOR LEAGUE CAREER HIGHLIGHTS

ASSISTS: During his last 3 seasons in the KC system, he averaged 20 outfield assists per year. He led the Southern League with 23 and 18 in '88 and '89 respectively, and was 2nd in the American Association in '90 with 18.

1990: Led the A.A. with a .514 slugging percentage and 129 strikeouts and was 2nd in homers (21) to Oklahoma City's **Juan Gonzales** (29)...Hit 3 homers in one game against Iowa on May 17.

Led Omaha to a 4 games to one victory over Rochester in the Triple A Alliance championship series...Was 8-for-21 (.381) with a home run and 6 rbi...Delivered a game-winning single in Omaha's 12-inning, 5-4 win in game #3...In the 5th and final game, he went 2-for-3 with a home run and 4 rbi.

Chito had already impressed then Rochester skipper **Greg Biagini** (now O's batting coach) in the Dominican Republic winter league ('89-90) when he played for Greg who was managing Los Estrellas in San Pedro de Macoris.

1989: Set a Southern League record when he hit homers in 5 consecutive games, and homered 9 times in an 11-game stretch (Aug 12-21)...Was 4th in slugging (.487) and 1st in k's (137).

EARLY CAREER: Attended the Royals big league training camp for the 1st (and only) time in '87...Missed 51 games with a pulled right leg muscle at Memphis in '86.

PERSONAL: Was born in Belize, Central America, but his family moved when he was 2 to New Orleans, LA.

Belize was known as British Honduras before it achieved independence in '81...The tiny country, population 135,000, faces east on the Caribbean and is nestled in among Mexico, Guatemala and Honduras which border Belize on 3 sides.

Many are surprised that Chito doesn't speak Spanish, but there is a very good reason for that. English is the basic language in both Belize and Louisiana.

Graduated from Brother Martin High School (New Orleans) in '84... Was all-New Orleans class AAAA 1st team after batting .464 his senior year.

Married **Angela Mahaffey** in '88...They have 2 children: **Drew Tyler** (4/4/89) and **Dalton Taylor** (7/31/91).

LARRY BENARD (BEN) McDONALD 19

Born: Nov. 24, 1967

Height: 6'7"; **Weight:** 214

Bats, R; Throws, R

Position: Pitcher

Birthplace/Residence: Born in Baton Rouge, LA. . . . Grew up and resides in Denham Springs, LA

Contract Status: Signed thru '92.

Tenure: 2 years, 13 days.

Signed Originally with: Orioles. Signed by Ray Crone.



YEAR	CLUB	W-L	ERA	G	GS	CG	SHO	SV	IP	H	R	ER	BB	SO
1989	Frederick-1	0-0	2.00	2	2	0	0	0	9	10	2	2	0	0
	Baltimore	1-0	8.63	6	0	0	0	0	7.1	8	7	7	4	0
1990	Hagerstown	0-1	6.55	3	3	0	0	0	11	11	8	8	3	0
	Rochester	3-3	2.86	7	7	0	0	0	44	33	18	14	21	0
	Baltimore	8-5	2.43	21	15	3	2	0	118.2	88	36	32	35	0
1991	Rochester	0-1	7.71	2	2	0	0	0	7.0	10	7	6	5	0
	Baltimore	6-8	4.84	21	21	1	0	0	126.1	126	71	68	42	0
ML Totals		15-13	3.82	48	36	4	2	0	252.1	222	114	107	111	0
Pro Totals		18-18	3.81	62	50	4	2	0	323.1	286	149	137	111	0

1-Selected by Orioles in the June '89 free agent draft (No. 1 player picked). Signed by Ray Crone.

Low Hitters: 4, twice, (July 21, '90 vs. Chi and Sep 28, '90 at Cle).

Strikeout Highs: 9, (Oct 3, '90 vs. Tor).

Walk High: 5, twice, (the latest Jul 6, '91 at NY).

Win Steak: 6, (Oct 1, '89 thru Aug 13, '90).

Loss Streak: 4, (Aug 18 thru Sep 1, '90).

Pitches: Fastball, curveball, forkball, changeup.

1991 SEASON SUMMARY

Originally the O's Opening Day starter, instead opened the season on the disabled list for the 2nd straight year and spent 48 of the season's first 83 days on the DL with a right elbow strain...Activated Apr 19 and made 7 starts (2-3, 6.95) before going on the DL again May 24 with a re-occurrence of the same injury.

Made 2 rehab starts at Rochester in June... Returned to O's on July 1 with a 10-2 win over Detroit (ip-8, h-2, r-0) at home, his best start of the season...Remained in the rotation until he was scratched from his last start on Sep 13 with soreness in right shoulder...Went 2-0 in his first 3 starts (3.00) after returning, then won only twice in his last 11 starts: 2-3, 4.42, ip-73.1, h-82, er-36.

Was most consistent in his last 8 starts (3.74, ip-55.1, h-54, er-23, bb-17, so-35), though he was only 2-3...His last start came Sep 8 vs. KC in a no decision (ip-7, h-6, r-2, bb-1, so-7)...Had a 3-hit shutout thru 6.

Lefthanded batters hit only .215 (256-55); but righties hit nearly 100 points better (.313, 227-71)...Opposition batted .318 (88-28) with men in scoring position, 190 points higher than opponents hit off him the previous year in such situations (.128).

Didn't win back-to-starts all year and only once did he win 2 straight decisions...Lone CG was May 17 vs. California, a 6-hit, 5-1 win...Was winless in his last 7 home starts (0-4)...

He and 4 other Oriole pitchers combined on an 8-hit shutout and a 34 win at Chicago on Aug 2 setting an O's record for most pitchers used in a shutout...Ben went 5.2 innings and **Mike Flanagan**, **Mark Williamson**, **Jim Poole** and **Gregg Olson** did the rest.

1990 HIGHLIGHTS

Joined the Orioles at mid-season, made 6 relief appearances before moving into the rotation and then became the first Oriole ever to win his first 5 major league starts and first 6 major league decisions...First major leaguer to win his first 5 ML starts since the Dodgers' **Fernando Valenzuela**, who won his first eight in 1981.

Among AL pitchers with 100+ innings pitched, **McDonald** was:

- 5th in the AL in era (2.43);
- 1st in fewest base runners per 9 innings (9.33);
- 2nd in lowest batting average against (.205) behind **Nolan Ryan** (.188);
- Held lefthanders to a .181 (216-39) average, lowest in the AL;
- Led all AL rookies in era, tied for first in complete games (3, with KC's **Kevin Appier**) and 2nd in winning pct (.615, behind Chicago's **Scott Radinsky**, .857).

SLOW START: Suffered a pulled left lateral oblique muscle (muscle connecting ribs to pelvis) while trying to field a ground ball in an exhibition game on Apr 5 against Atlanta at Miami Stadium...Went on the disabled list the next day and didn't pitch again until Apr 24 on a rehabilitation assignment at Hagerstown...Continued pitching at Hagerstown and Rochester on his rehab assignment until he was activated and optioned to Rochester on May 22.

IT SEEMS IT WAS THE SEAMS: While pitching at Rochester, he developed a series of persistent blisters on the middle finger of his pitching hand...It was believed the higher seams on the International League ball led to the problem...Orioles General Manager **Roland Hemond** sent a dozen major league balls to Rochester and McDonald pitched a simulated game in the bullpen with the ML balls....The blister did not appear and he was recalled by the Orioles on July 3.

FIRST ML START: Became the 4th Oriole ever to throw a shutout in his first ML start when on July 21 he pitched a 4-hitter at home beating Chicago, 2-0...Threw 85 pitches striking out 4 and walking one...Joined **Tom Phoebus** (Sep 15, '66); **Dave McNally** (Sep 26, '62) and **Charlie Beamon** (Sep 26, '56) as the only Orioles to throw shutout in first ML start...Was the youngest Oriole to throw a shutout since **Storm Davis** (21 years/6 months) in 1983.

1989 HIGHLIGHTS

#1 DRAFT PICK: Was the first player selected in the baseball's free agent draft June 5...First time O's had the top pick...It marked the first time in the history of the draft (since 1965) that a team had the selected first while in first place...Ben received the highest rating ever for a pitcher by the major league baseball scouting bureau...Signed with the Orioles Aug 19.

PRO DEBUT: Four days after signing with the Orioles, he made his pro debut with 3 innings on Aug. 23 pitching for the Class A Frederick (MD) Keys at home against Winston-Salem (Cubs) in the Carolina League (IP-3, H-5, R-1, ER-1, BB-0, SO-2).

Approximately 6,500 attended his debut at Frederick...His other minor league appearance came Aug. 27 at Frederick against Durham (Braves) and he worked 6 innings...Threw 55 pitches (47 strikes/8 balls) including 34 straight strikes at one point.

'89, **ML DEBUT:** Recalled by the Orioles on Sep. 1...Made his major league debut at home vs. Cleveland on Sep. 6 in relief, and on first pitch he got **Cory Snyder** to hit into a double play.

Earned 1st major league win last day of season with one scoreless inning at Toronto in O's 7-5 triumph...Allowed his 1st major league homer at Texas to **Pete Incaviglia** on Sep. 8.

Pitched 3 games for O's Instructional League Team after the season in Sarasota.

AMATEUR CAREER

GOLDEN SPIKES AWARD: Was the recipient of amateur baseball's highest individual honor in 1989- the Golden Spikes Award, presented annually by the U.S. Baseball Federation, the governing body for amateur baseball in the United States, to the nation's most outstanding amateur player.

COLLEGE: Grew up 12 miles from Louisiana State University and originally attended LSU on a basketball scholarship...Played basketball and baseball for 2 years, baseball only in his final year (junior year)...As a junior was Baseball America's College Player of the Year and ESPN's Co-Player of the Year with University of Texas outfielder **Scott Bryant**...Was 14-4 with 4 saves and a 3.49 era. He fanned 202 batters in 152 innings while helping

lead LSU to a 52-15 regular season record and a berth in the College World Series.

Set LSU strikeout record for season and career (373)...Established Southeastern Conference record with a streak of 44.2 consecutive scoreless innings...Struck out 15 of 19 batters he faced in a win over Stephen Austin on Mar 24.

One month earlier he shut out Oklahoma State at the New Orleans Superdome, the first time the Cowboys had been blanked since '85...In his 3-year career at Louisiana State, McDonald was 29-14 with 6 saves and fanned 373 batters in 308.1 innings...Two time All-America.

OLYMPICS: During the 1988 Olympic Games in Seoul, Korea, McDonald threw complete game wins over Puerto Rico (7-2) and Korea (5-3, 11 innings) while leading the USA to the Gold Medal.

Olympic stats: 2-0, G-2, ERA-1.00, IP-18, H-16, ER-2, BB-4, SO-17...Was selected during the pre-Olympic tour, including 16 innings of shutout ball at the World Amateur Baseball Championships at Grosseto, Italy...Was the team's 2nd leading hurler behind the Angels' **Jim Abbott**.

HIGH SCHOOL: Was all-state as a football placekicker and punter, basketball center as well as a pitcher and first baseman at Denham Springs (LA) High School...McDonald compiled a 33-7 career high school mark at Denham Springs (LA) High School. Following his senior season in 1986, he was selected on the 20th round by the Atlanta Braves in the June free agent draft. He chose to attend LSU instead.

PERSONAL: Has been known to hunt and wrestle alligators...Caught one in the fall of '89 during Florida Instructional League at Sarasota and after taping it's mouth shut, put in a teammate's bathtub...Has a pre-game ritual of eating a can of mustard sardines before pitching...Can hold 7 baseballs in one hand...Single.

LUIS ROBERTO MERCEDES 11

Born: Feb 20, 1968

Height: 6'3"; **Weight:** 193

Bats, R; Throws, R

Position: Outfield

Birthplace/Residence: Born, raised and still resides in San Pedro de Macoris, D.R.

Contract Status: Signed thru '92.

Tenure: 29 days.

Signed Originally with: Orioles. Signed by Carols Bernhardt.



YEAR	CLUB	AVG.	G	AB	R	H	2B	3B	HR	RBI	BB	SO	SB	CS	W
1987															
1988	Bluefield	.274	59	215	36	59	8	4	0	20	32	39	16	11	2
1989	Frederick	.309	108	401	62	124	12	5	3	36	30	62	29	11	1
1990	Hagerstown	.334	108	416	71	139	12	4	3	37	34	70	38	14	1
1991	Rochester	.334	102	374	68	125	14	5	2	36	65	63	23	13	4
	Baltimore	.204	19	54	10	11	2	0	0	2	4	9	0	0	0
	Pro Totals	.314	396	1460	247	458	48	18	8	131	165	243	106	48	18
	ML Totals	.204	19	54	10	11	2	0	0	2	4	9	0	0	0

1-Signed by Orioles as undrafted free agent on 2/16/87.

1991 SEASON SUMMARY

WINTER BALL: Won the Dominican Winter League batting title by 38 points over his closest competitor (.333 to .297)...Topped the league in average (.333), games (48), hits (57), runs (35), total bases (69), walks (35) and stolen bases (18, 7 ahead of 2nd place)...Was 2nd with a .457 on-base percentage and 3rd with 171 at bats.

ROCHESTER: Was voted International League Rookie of the Year with a .334 average (2nd in the IL), league-leading .435 on-base percentage and 23 stolen bases...Nearly won his 3rd consecutive batting title, each in a different minor league level (see Batting Crowns below)...Selected to the IL's season-ending All-Star team...Led Rochester in average, hits (125), triples (5), walks (65), on-base percentage and stolen bases...On defense, played 95 games in the outfield and one at 1st base.

BIG HITTER: Had a 21-game hitting streak (79-33, .417) in his final 21 games

in AAA...Led team with 35 multi-hit games including a 5-for-5 game with 3 doubles, July 18 vs. Richmond.

ORIOLES: Recalled from Rochester (AAA), his .334 average (374-125) was 2nd in the league to Syracuse's **Derek Bell** (.346)...He had won batting titles in '89 (.309 with Frederick in the Class A Carolina League) and '90 (.334 with Hagerstown in the Class AA Eastern League)...Is the 1st O's player to win 2 batting titles since **Mark Corey** in '77 (Appalachian League) and '78 (Southern League).

CAREER HIGHLIGHTS

BATTING CROWNS: At Rochester (AAA), his .334 average (374-125) was 2nd in the league to Syracuse's **Derek Bell** (.346)...He had won batting titles in '89 (.309 with Frederick in the Class A Carolina League) and '90 (.334 with Hagerstown in the Class AA Eastern League)...Is the 1st O's player to win 2 batting titles since **Mark Corey** in '77 (Appalachian League) and '78 (Southern League).

CAREER AVERAGE: In 4 seasons in the Orioles farm system, his career batting average was .318 (447-1406)...He averaged more than 26 stolen bases per season.

1990: Went 12-for-21 (.571) in the final 6 games of the season to edge out New Britain's **Jeff Bagwell** (the '91 NL Rookie of the Year with Houston), for the Eastern League batting title, .334 to .333...Was 2nd in the EL with 38 stolen bases...Named to both mid-season and season-ending EL All-Star teams...Longest hitless streak all season was 2 games.

Had 14 bunt singles...Homered in his 1st at bat on Opening Day, Apr 16 vs. Williamsport...Went 5-for-5, Aug 29 vs. Canton-Akron...Converted in winter ball from 2b to cf...Played only in the outfield during the regular season.

1989: His .309 average was the lowest ever to lead the Carolina League...Was 10th in the CL with 29 stolen bases...Named to the season-ending CL All-Star team...Batted .302 in the Dominican Winter League and was voted Rookie of the Year.

1988: Went 4-for-8, June 24, in Bluefield's 27-inning game, won by the Orioles, 3-2, over Burlington...Led Bluefield in hits (59) and stolen bases (16) in half-season rookie league.

PERSONAL: Married, his wife's name is **Danni**...The couple is expecting their 1st child...He played organized basketball and lists softball and fishing as hobbies.

JOSE MESA 52

Born: May 22, 1966

Height: 6'3"; **Weight:** 222

Bats, R; Throws, R


Position: Pitcher

Birthplace/Residence: Born and raised in Azua, D.R. . . . Resides in Cockeysville, MD.

Contract Status: Signed thru '92.

Tenure: 1 year, 28 days.

Signed Originally with: Toronto. Signed by Epy Guerrero



THE ORIOLE WAY

Among the current 26 major league general managers are 8 with links to the Orioles. **Lou Gorman** (Red Sox), **Al Harazin** (Mets), **John Schuerholz** (Braves), **Herk Robinson** (Royals), **Joe McIlvaine** (Padres), and, of course, **Roland Hemond** have all worked for the club in administrative capacities.

Two others — **Whitey Herzog** (Angels) and **Pat Gillick** (Blue Jays) — played in the Orioles' organization. Herzog was an outfielder on the big league club ('61-'62) while Gillick was a pitcher in the Baltimore farm system from '59 to '63 (pitched for **Earl Weaver** for 3 seasons.)

Four other former Orioles have stepped down from gm posts since last season: **Frank Cashen** (Mets), **Harry Dalton** (Brewers), **Jim Frey** (Cubs) and **Hank Peters** (Indians).

* Led League.

2-Acquired by Baltimore from Toronto, along with pitcher Oswald Peraza, in deal for pitcher Mike Flanagan.

Walk High: 6. 4 times. (latest, Sep 12, '91 vs Cle).

Pitcher: Football, change, curve, slider.

ROCHESTER: Opponents batted only .203 against him (182-final appearance at AAA, he hurled a 6-hit shutout, Aug 10 vs. (bb-0, so-9)...Had another 9 strikeout game, July 26 vs. Toledo

1987, ML DEBUT: Acquired by the Orioles on Aug 31, '87, **Oswald Peraza** from Toronto for **Mike Flanagan**...Had new above Class AA in 6 seasons in Blue Jays' system, but wa

Mesa and his wife, **Mirla**, are the parents of 4 children: **Yamely** (1/15/84), **Juan Jose** (8/4/85), **Jenny** (7/16/87) and **Jesse** (8/17/88).

Was most consistent in 17 starts between June 22 and Sep 9, when he

pitched to a 3.37 ERA (ip-120.1, h-125, er-45) and worked into the 7th inning or later 15 times while going 8-6.

Best stretch was 6 starts between Aug 13 and Sep 9 when he compiled to a 2.25 ERA (ip-44, h-39, er-11), but was only 2-2.

O's averaged 4.1 runs per 9 innings with him on the mound, 8th lowest in the AL...O's scored 2 runs or less in 11 of his 26 starts...Owned the worst home ERA (5.16) in the majors among qualifying pitchers (162 ip).

Walked 35 batters in his first 98 innings (18 games/13 starts), but only 18 in his last 86 innings (13 starts).

In addition to his club-high 3 complete games, he came within 3 outs of 5 other complete games and had a 9-inning no decision against NY on Oct 1...Left with score tied 2-2, O's eventually lost 3-2 in 11.

NO-HITTER...On July 13 at Oakland, he combined with **Mike Flanagan**, **Mark Williamson** and **Gregg Olson** for the O's first no-hitter since **Jim Palmer** against Oakland in 1969...It was only the 2nd time in ML history a no-hitter was shared by 4 pitchers...The other occasion was Aug 24, '75 when Oakland's **Vida Blue**, **Glenn Abbott**, **Paul Linblad** and **Rollie Fingers** did it against California.

Milacki left the game after 6 innings with a bruised right index finger suffered when **Willie Wilson** grounded a ball back at him in the 6th inning...Milacki's line: ip-6, bb-3, so-3.

1-0 WIN: On June 22 at KC he combined with **Gregg Olson** on a 3-hitter and became the first Oriole to win a 1-0 game since **Mike Flanagan** on July 19, '86.

VS. YANKEES: Is 5-0 in 8 lifetime starts vs. the Yankees with a 2.20 ERA (ip-65.1, h-51, er-16)...Threw a 5-hit shutout on Sep 9 at home vs. NY.

CAREER MISCELLANEOUS: Sixteen times in his career he has pitched into the 7th inning or later, allowed 2 runs or less, and not gotten a win (0-4 12 no dec.)...Has been the starter in 10 of the O's last 22 shutouts starting in September, 1988...Is 10-3 after September 1.

MILACKI BY MONTH

1991							LIFETIME						
W-	L-	SHO-	ERA	IP	ER	G	MONTH	W-	L-	SHO-	ERA	IP	ER
1-	0-	0	0.00	5.1	0	1	April	3-	1-	1	3.22	67.0	24
0-	2-	0	5.48	21.1	13	6	May	2-	9-	0	5.28	88.2	52
3-	0-	0	3.52	38.1	15	6	June	7-	4-	1	3.93	116.2	51
2-	3-	0	4.91	33.0	18	5	July	3-	8-	0	4.88	90.1	49
2-	2-	0	3.51	41.0	16	6	August	6-	4-	1	3.46	88.1	34
2-	2-	1	4.00	45.0	20	7	Sep-Oct	10-	3-	2	2.77	136.1	42

PREVIOUS CAREER HIGHLIGHTS

1990: Was the Opening Day starter at KC, O's youngest since '85, but won only once in his first 10 starts (1-3, 5.33, IP-49, ER-29)...Won back-to-back starts winning at Minnesota 5-1 on May 29 and at NY 4-3 on June 3, to get to .500 (3-3), but would get only one win over the following 17 weeks.

Beginning June 8 he went 1-5 in 11 starts, that lone win was a 3-hit shutout at Minnesota on June 30, before going on the disabled list with a strained right shoulder on July 31.

Returned from the disabled list on Sep. 1 and won his only start, 6-3 at Cleveland (IP-7, H-2, R-0) over **Greg Swindell** on Sep. 30, exactly 2 months after his last start and 3 months since his last win.

1989, ROOKIE WORKHORSE: Tied with Kansas City's **Mark Gubicza** and Oakland's **Dave Stewart** for the AL lead in games started (36)...Became the first rookie in 71 years to lead the AL in starts...Hadden't been done since '18 (**Scott Perry** of the Philadelphia Athletics).

Finished one shy of the AL record for most starts by a rookie held by Detroit's **Herman Pillette** in '22 and Minnesota's **Roger Erickson** in '78...His 243 innings were an Orioles record for a rookie, 47 more than any other major league rookie in '89, and 5th overall in the AL.

Led the O's staff in starts, innings, shutouts (2) and strikeouts (113)...After Aug. 1 went 9-3 (3.04) in 14 starts, only K.C.'s **Bret Saberhagen** and Oakland's **Storm Davis** won more games in the majors the last 2 months.

Finished the season with a 5-game win streak (2.33, IP-46.1, H-44, ER-12) over 7 starts and the O's won all 7 games.

On April 23 at home vs. Minnesota he became the 3rd pitcher in Orioles history to face the minimum 27 batters in a complete 9-inning game,

beating the Twins on a 3-hitter...The other 2 were **Jim Palmer** on May 12, '67 vs. New York and **Mike Flanagan** on May 3, '82 vs. Seattle.

1988, DAZZLING DEBUT: Recalled by Orioles from Rochester Sep 13 and got off to one of the finest starts in Orioles' history...Made 3 starts, the only 3 games the Orioles won after Sep 11 (19 games)...Opponents batted .110 (82-9).

His big league beginning (2-0, 0.72, IP-25, H-9, ER-2) is comparable to only 2 others in Orioles' history: **Dave McNally** was 3-0 (1.04, IP-26, ER-3) in '62-'63, and **Tom Phoebus** was 2-1 (1.23, IP-22, ER-3) in '66 after throwing shutouts in his first 2 starts.

Milacki's debut came at Detroit Sep 18...He combined with **Tom Niedenfur** for a one-hit, 2-0 win, the 28th one-hitter in Orioles' history...Had no decision in next start at home against Detroit when bullpen failed him after he took a 3-1 lead into the 9th...In his 3rd start on Sep 28, he shut out the Yankees on 3 hits with a career high 10 strikeouts to all but knock the Yankees from the AL East race.

At Charlotte (AA), Rochester (AAA)-including playoffs-and with the O's, was a combined 18-11 (2.59, IP-264, ER-76) with 15 complete games in 35 starts...Led the entire organization in wins, innings, starts and complete games...Had only 5 complete games in his first 3 years of pro ball (74 starts).

EARLY CAREER: Won only 16 games his first 3 years in O's system, but went 11-9 at Charlotte in '87, his 4th year...Highlight of career came May 28, '87, when he carried a no-hitter into the 12th inning vs. Chattanooga, allowing just one hit and 3 walks in 13 innings to get the win.

AMATEUR CAREER: Played football, basketball, and baseball at Lake Havasu High School...Was all-state in baseball...Played in the National Sports Festival...Played one year at Yavapai Junior College (AZ).

PERSONAL: He and his wife, the former **Kimberly Myciak**, are the parents of a daughter, **Brittany Nicole** (5/19-90)...Bob is one of the O's biggest fishing enthusiasts.

RANDY ANDRÉ MILLIGAN 39

Born: Nov. 27, 1961

Height: 6'1"; Weight: 234

Bats, R; Throws, R

Position: First base

Birthplace/Residence: Born in San Diego, CA

...Resides in Baltimore, MD.

Contract Status: Signed thru '92.

Tenure: 3 years, 110 days.

Signed Originally with: New York Mets.

Signed by Roger Jongewaard.



YEAR	CLUB	AVG.	G	AB	R	H	2B	3B	HR	RBI	BB	SO	SB	CS	HP
1981	Shelby-1	.283	130	406	90	115	16	6	7	58	98	85	49	5	6
1982	Lynchburg	.269	118	420	63	113	10	6	5	55	54	101	25	3	4
1983	Lynchburg	.292	106	349	60	102	13	5	5	56	85	81	41	7	2
1984	Jackson	.275	62	193	32	53	5	0	9	34	53	39	15	7	4
1985	Jackson	.309	119	391	60	121	22	2	13	77	53	78	11	6	4
1986	Tidewater	.083	21	60	3	5	0	0	0	3	9	15	0	0	0
1986	Jackson	.316	78	269	53	85	11	3	7	53	60	42	13	6	2
1987	Tidewater	.326	136	457	99	149	28	4	29	103	91	77	8	4	4
	New York (NL)-2	.000	3	1	0	0	0	0	0	0	1	1	0	0	0
1988	Pittsburgh	.220	40	82	10	18	5	0	3	8	20	24	1	2	1
	Buffalo-3	.276	63	221	37	61	15	3	2	30	36	40	1	2	1
1989	Baltimore	.268	124	365	56	98	23	5	12	45	74	75	9	5	3
1990	Baltimore	.265	109	362	64	96	20	1	20	60	88	68	6	3	2
1991	Baltimore	.263	141	483	57	127	17	2	16	70	84	108	0	5	2
AL Totals		.265	374	1210	177	321	60	8	48	175	246	251	15	13	7
NL Totals		.217	43	83	10	18	5	0	3	8	21	25	1	2	1
ML Totals		.262	417	1293	187	339	65	8	51	183	267	276	16	15	8

1-Selected by New York Mets in Jan. '81 free agent draft (1st round).

2-Acquired by Pittsburgh from New York Mets, along with pitcher Scott Henion, for catcher Mickey Sasser and pitcher Tim Drummond on 3/26/88.

3-Acquired by Orioles from Pittsburgh for player to be named later on 11/9/88. Orioles sent pitcher Peter Blohm to Pittsburgh to complete deal on 12/7/88.

Career Highs, Game: Runs-4, twice, (June 27, '89 vs Tor and June 16, '90 at Tor); **Hits-4, 4 times**, (June 27, '89 vs Tor, July 22, '90 vs Chi, June 22, '90 at KC and June 27 vs Cle); **HR-3**, (June 9, '90 vs NY); **2, 4 times**, (May 15, '90 at Min, July 13 [1], '90 vs Min, May 15, '91 vs Oak and Sep 16, '91 vs Bos); **RBI-6**, (June 9, '90 vs NY).
Hitting Streak: 11, (July 28-Aug 10, '91).
Grand Slams: 1, see page 42.

1991 SEASON SUMMARY

Was batting .191 (89-17) before **Queen Elizabeth's** visit to Memorial Stadium on May 15...He belted 2 home runs that date against Oakland...**Bob Welch** and batted a robust .340 (156-53) in 45 games following his visit...Batted .341 (88-30, hr-6, rbi-22) in June and was for the first time in his career named AL Player of the Week for the week ending June 30 (.400, 13-for-27, hr-3, rbi-10).

Began the season as the O's leftfielder, but shifted back to 1B, Apr 22, after 9 games (all starts)...Led the Orioles with 84 walks (tied for 10th in the AL) and was 2nd on the team with 70 rbi...Had 5 rbi in a game, July 1 at KC, one shy of his ML high...In a 9-game stretch, June 23-July 1, he batted .487 (39-19, hr-3, rbi-12) with hits in all 9 games.

FIRSTS AND BESTS: Hit his 1st ML grand slam July 23 off California's **Bryce Harvey**...Had a career-high 11-game hitting streak, July 28-Aug 10 (30-16-for-42)...Matched his career best of 4 hits in a game, June 23 at KC and June 27 at Cleveland...At KC, he entered the game in the 7th inning (it was the 12th inning)...Tied his own high and O's team record of 4 runs scored in a game, June 16 at Toronto.

HOME RUNS: Twice hit 2 homers in a game, May 15 vs, Oakland and Sep 16 at Boston...**Cal Ripken** was the only other Oriole with 2 multi-home games last season...Was part of back-to-back home runs 3 times with **Sam Horn**, **David Segui** and **Ripken**...Homered off 3 of the AL's top 4 firemen: Boston's **Jeff Reardon**, Minnesota's **Rick Aguilera** and Harvey of the Angels.

STREAK BUSTER: His a 2-out, 2-run double off **Aguilera**, the Twins' reliever in the bottom of the 9th inning, June 17, lifted the O's to a 6-5 victory over Minnesota...It was, perhaps, the Orioles' most dramatic hit of the season and broke the Twins' 15-game winning streak, the longest winning streak in the majors during 1991.

.300 HITTER: Hit .324 (74-24) on artificial turf...Has .301 career average against AL East teams (552-166)...Batting .324 in his career vs. Cleveland (105-34) and .315 against New York (92-29)...Doubled his hit total against Boston from 15 to 31 and raised his career average vs. the Red Sox to .322 (96-31).

1991 AND ORIOLES CAREER

ON BASE PCT: His .390 career on-base percentage (1471-574) is 5th highest among active ML players trailing only Boston's **Wade Boggs** (.435), Oakland's **Rickey Henderson** (.403), the Mets' **Dave Magadan** (.391) and San Diego's **Fred McGriff** (.391).

WALKS: Since entering the AL 3 years ago, he has averaged 4.92 at bats per walk (ab-1210, bb-246 bb)...During that time, the league average is 10.2...Last year he averaged 5.75 at bats per walk, but the best indication of how good his batting eye is came July 13-14 at Oakland...In 2 games directly after the All-Star break, he coaxed walks off **Dennis Eckersley** who had walked only one batter in 38 innings prior to the break...In '90, he averaged 4.11 at bats per walk, 2nd highest ratio in the majors behind San Diego's **Jack Clark** (1/3.21) and the 2nd highest in club history behind **Cal Abrams** (3.47 in 1955, 309 ab/89 bb).

In '90, reached base safely 10 consecutive times (single, 2 homers, 1 walk), May 27-29, 3 shy of club record held by **Jim Dwyer**...Then, after striking out to end the streak, added a double and a homer in his next 2 trips.

FAVORITE PARKS: Has a lifetime average of .379 (58-22) at Cleveland and .341 (41-14) at Toronto's SkyDome.

MILLIGAN BY MONTH

1991						LIFETIME					
AVG.	AB	H	HR	RBI	MONTH	AVG.	AB	H	HR	RBI	
.196	56	11	0	2	April	.218	170	37	4	17	
.271	85	23	3	13	May	.244	266	65	8	32	
.341	88	30	6	22	June	.239	255	61	18	59	
.235	85	20	3	17	July	.242	248	60	14	40	
.261	92	24	1	12	August	.249	181	45	2	20	
.247	77	19	3	4	Sep-Oct	.272	173	47	5	15	

PREVIOUS CAREER HIGHLIGHTS

1990: Was among the AL leaders in 5 offensive categories on Aug 7 when he collided with A's catcher **Ron Hassey** at Oakland and suffered a separated left shoulder...Missed the next 48 games (O's were 20-28 and used 7 different 1st basemen)...Returned Sep 30 for 3 games.

At the time he was injured, was leading the majors with 88 walks; was 3rd in the AL in on-base pct (.408); 6th in home runs (20), 7th in extra-base hits (41) and 10th in slugging (.494)...When injured, was on a pace for 30 homers, 87 rbi, 95 runs and 132 walks.

Still finished 7th in the AL with 88 walks...Only **Rickey Henderson** had a better on-base pct in the AL (.439 to .408)...However, Milligan was 45 plate appearances short of qualifying for league leaders...Had the majors' 2nd highest walks to at bats ratio (see below under On Base/Walks).

Was the only ML player with 20 or more homers and doubles and less than 400 at bats.

Batted .303 (238-72, hr-18, rbi-46) after May 25 (final 69 games)...Was batting .194 (124-24, hr-2, rbi-14) in 1st 40 games...In next 53 games he hit .339 (186-63, hr-18, rbi-44) to raise his average on to .280 July 23...Played just 16 games the rest of the year and batted .184 (49-9, hr 0, rbi-2).

HOME RUNS: Had the AL's 10th best home run to at bat ratio (1 per 18 at bats)...Became the 10th Oriole to hit 3 home runs in a game, June 9 at Memorial Stadium...Hit 2 off **Chuck Cary** and one off **Andy Hawkins**...Finished with career-high 6 rbi...Joined **Bobby Grich** and **Juan Beniquez** as the only Orioles to homer 3 times in a game at Memorial Stadium...In one stretch, May 28-30, he homered 4 times in 8 at bats...Had pair of 2-homer games, both against Minnesota...In 39 games between June 9 and July 22, he hit 14 home runs and had 39 rbi...Of his 20 homers, 17 were solo, including his last 12.

MISCELLANEOUS: Was O's leading hitter vs lefthanders (.330, 100-33)...Slugging average against lefthanders was 2nd in the AL behind **Cecil Fielder** (.854 to .680)...Of his 60 rbi, 25 were game-tying or go-ahead rbi, 2nd most on club...Had 2 "sudden death" gwrbi: a solo homer in the 10th off Milwaukee's **Dan Plesac** giving O's 4-3 win on June 12 and a 2-out, 10th inning single off Chicago's **Bobby Thigpen** on July 20 giving O's 3-2 win.

1989: After getting only 83 major league at bats in 8 seasons in the Pirates and Mets organizations, he spent his 1st full season in the majors and had the Orioles best on-base percentage (.394) and 2nd best slugging mark (.458). Started slowly, hitting only .217 in O's 1st 31 games, then went 33-for-101 (.327) between May 12 and July 1 while O's went 30-16...Batted .340 (50-17) the final 15 games of the season during the pennant chase.

Hit 2 of the O's most dramatic home runs during the O's memorable season...At Boston on Aug 2 he delivered a 3-run homer off **Rob Murphy** to tie game at 6-6 after O's trailed 6-0...O's eventually won 9-8 to retain hold on 1st place over Red Sox...Also hit 2-run, 10th inning homer at Texas off **Jeff Russell** to give O's 4-2 victory on Sep 9.

1988: Began the season with Buffalo in the International League, but was called up to Pittsburgh after playing in just one game...Singled off Philadelphia's **Mike Maddux** for 1st ML hit, Apr 6...First homer was as a pinch hitter off **Candy Sierra** at San Diego, Apr 30...Appeared in 40 games, started 23, then returned to Buffalo on June 27 where he finished the season.

1987: Had his 2 best minor league seasons in '86 and '87 working with Mets roving batting instructor **Tom McCraw**, former O's hitting coach...In '87, almost won the International League Triple Crown at Tidewater and earned "Minor League Player of the Year" honors by The Sporting News. Led league in batting average (.326), rbi (103), runs (99) and walks (91).

and his 29 home runs trailed only **Jay Buhner** of Columbus (31) and Pawtucket's (and current teammate) **Sam Horn** (30)...Set Tidewater record for homers in a season.

1984-86: Except for a brief stay at Tidewater in '86, he spent all 3 seasons at Jackson (Class AA/Texas League) and batted a combined .304 (.853-288). **EARLY PRO CAREER:** Began career as a shortstop and outfielder...Successful on 115 of 127 stolen base attempts in 1st 3 years in pro ball, a 91 percent success rate...Stole 49 bases in '81, 5th in the South Atlantic League.

Began playing some at 1st base in '82...Was 6th in the Carolina League in batting in '83 (.292)...Later that year he hit a 2-run homer in the bottom of the 8th inning to give Lynchburg a 4-3 win over Winston-Salem in the Carolina League championship game.

AMATEUR: Graduate of San Diego High School and attended San Diego Mesa Junior College for one year...Studied child psychology...Planned on playing football at college, but changed his mind.

PERSONAL: Nicknamed "**Moose**" from days as a football player in high school...Married the former **ReNee Sumler** on Oct 21, '89...She is attending law school...Randy has 3 children by a previous marriage: **Shane** (6/14/79); **Joshua** (10/27/82); and **Randall** (3/12/85).

ALAN MILLS — see page 157

MICHAEL (MIKE) COLE MUSSINA 35

Born: Dec. 8, '68

Height: 6'2"; **Weight:** 182

Bats, R; Throws, R

Position: Pitcher

Birthplace/Residence: Born in Williamsport, PA...Grew up and lives in Montoursville, PA.

Contract Status: Signed thru '92.

Tenure: 66 days.

Signed Originally with: Orioles. Signed by Ed Sprague.



YEAR	CLUB	CLS	W-L	ERA	G	GS	CG	SHO	SV	IP	H	R	ER	BB	SO
1990	Hagerstown-1	AA	3-0	1.49	7	7	2	1	0	42.1	34	10	7	7	4
	Rochester	AAA	0-0	1.35	2	2	0	0	0	13.1	8	2	2	4	10
1991	Rochester	AAA	10-4	2.87	19	19	3	1	0	122.1	108	42	39	31	101
	Baltimore	AL	4-5	2.87	12	12	2	0	0	87.2	77	31	28	21	52
Pro Totals			17-9	2.57	40	40	7	2	0	265.2	227	85	76	63	214
ML Totals			4-5	2.87	12	12	2	0	0	87.2	77	31	28	21	52

1-Selected by Orioles in June '90 draft, 1st round (10th player chosen).

Strikeout High: 10, (Aug 14, '91 vs Tex at Bal)

Walk High: 4, twice, (latest, Aug 25, '91 vs Min at Bal)

Pitches: Fastball, knucklecurve, sinker, change-up.

1991 SEASON SUMMARY

Joined the Orioles on July 31 and became the O's most effective starter over the last 2 months...Finished with the lowest era (2.87) among the 28 Major League rookies with 10 or more starts...Posted the AL's 2nd best era after Sep 1 (1.66), 2nd only to Oakland's **Mike Moore** (1.46)... After Sep 1, Mussina allowed 2 runs or less in all 6 starts (1.66, ip-48.2, h-36, er-9), but was only 2-1.

One of only 9 in the AL with 10 or more starts and an era under 3.00...Averaged club-high 7 innings per start and pitched into the 7th inning or later in 10 of his 12 starts...Gave up 2 runs or less in 8 of 12 starts.

Walked 3 of the 1st 8 batters he faced in the majors, but walked only 1.5 batters per 9 innings the rest of the season.

Fanned 10 batters in his 1st ML win, 10-2, at home over Texas on Aug 14...On Sep 16, he beat the Red Sox, 9-2, the O's 1st cg at Boston since **Mike Boddicker** in '86.

TOUGH LUCK: Lost 1-0 in his ML debut at Chicago on Aug 4 (ip-7.2, h-4, er-1, bb-4, so-1) on a homer by **Frank Thomas**...On Sep 22 at Cleveland, he

took a 1-0 lead into the 9th inning, but lost 2-1 (ip-8.1, h-7, r/er-2, bb-0, so-3)...In his last 2 starts, both against Detroit, he worked a combined 17 innings (h-8, r-3, er-2) and didn't get a decision as O's lost both games: 5-4 on Sep 28 at Detroit and 4-2 on Oct 4 in the final night game at Memorial Stadium.

ROCHESTER: When promoted from AAA Rochester on July 31, was tied for the International League lead in wins (10), 2nd in era (2.87) and 2nd in strikeouts (107)...Was the winner of the 1st "**Palmer Prize**" as the top pitcher in the O's minor league system.

Won his last 3 starts (1.96, ip-23, h-19, er-5) and 8 of his last 9 decisions (2.44, ip-81, h-66, er-22), beginning May 28.

MINOR LEAGUE CAREER: Made 30 minor league starts (including post-season at Rochester in '90) and didn't allow an earned run in 10 of them...Averaged 1.9 walks per 9 innings.

1990 HIGHLIGHTS

#1 PICK: Signed with the Orioles July 2, '90 after he was taken on the 1st round in the June 4 draft.

PRO DEBUT: Made his official debut July 19 for AA Hagerstown vs Canton-Akron (Indians) at Canton's **Thurman Munson** Memorial Stadium before 6,752...Worked 4 scoreless innings pitching against Cleveland's **John Farrell**, who was on a rehab assignment.

HAGERSTOWN-ROCHESTER: In 11 pro starts that season, including 2 in post-season for Rochester, he allowed more than 2 earned runs only once...Walked only 8 batters in his last 63.1 innings, none in 14.2 post-season innings for Rochester.

Earned his 1st pro win on July 31, when he beat New Britain, 7-0, with 7 shutout innings while pitching for Hagerstown...In his last 5 regular season starts (3 at Hagerstown and 2 at Rochester), he allowed only 3 earned runs in 36.2 innings.

Pitching for Rochester, he suffered a 2-1 loss to Columbus in the International League championship series.

AMATEUR CAREER

FIRST TIME AROUND: Signed a national letter of intent to attend Stanford, but O's picked him in the 11th round of the June '87 draft, anyway.

COLLEGE: In '90, was 14-5 with a 3.35 era (g/gs-20, ip-149, so-111, bb-35), as a junior at Stanford...Tied the school record for most wins in a season, shared with **Jeff Ballard** (won 14 in '85)...Tied for 7th in the nation in wins and 6th in innings pitched...Helped the Cardinal to a 59-12 record and a #3 ranking.

Finished with a 25-12 record, tied for the 6th most wins in Stanford history...Worked 328.1 career innings, 5th in school history...Strained tendon in right elbow limited him to only 45.2 innings in '89...Was 9-4 as a freshman in '88 on Stanford's national championship team...All 9 of his wins came against nationally ranked teams.

HIGH SCHOOL CAREER: Named the '86 and '87 Pennsylvania Baseball Player of the Year while at Montoursville High School, where he compiled a 24-4 career record with a 0.87 era...He was 7-0 and batted .416 as a senior and was 8-1 with a .373 batting mark as a junior.

Also a standout in basketball and football...Played wide receiver, defensive back and placekicker...Holds county career records for field goals (18), extra points (84), and touchdown receptions (14)...Averaged 24 points per game during 3-year career as a starting point guard.

PERSONAL: Earned degree in economics from Stanford in December, '90...Finished in only 3½ years. Single.

LIFETIME HOME RUN LEADERS VS. ORIOLES

1	70"	Hammon Killebrew ('54-'75)	8	33	Carl Yastrzemski ('61-'83)
2	44	Mickey Mantle ('54-'68)	9-T	31	Kent Hrbek ('81-'91)
3-T	40"	Reggie Jackson ('67-'87)	9-T	31	Dwight Evans ('72-'90)
3-T	40	Al Kaline ('54-'74)	10	30	Graig Nettles ('67-'83)
5	39	Rocky Colavito ('55-'68)	11-T	29	Roy Sievers ('54-'65)
6	36	Jim Rice ('74-'89)	11-T	29	Norm Cash ('58-'75)
7	35	Frank Howard ('65-'73)			

* Includes 2 HR in ALCS competition.

GREGG WILLIAM OLSON 30

Born: Oct. 11, 1966

Height: 6'4"; **Weight:** 206

Bats, R; Throws, R

Position: Pitcher

Birthplace/Residence: Born and still resides in Omaha, NE.

Contract Status: Signed thru '93.

Tenure: 3 years, 32 days.

Signed Originally with: Orioles.

Signed by Lamar North.



YEAR	CLUB	W-L	ERA	G	GS	CG	SHO	SV	IP	H	R	ER	BB	SO
1988	Hagerstown-1	1-0	2.00	8	0	0	0	4	9.0	5	2	2	2	3
	Charlotte	0-1	5.87	8	0	0	0	1	15.1	24	13	10	6	22
	Baltimore	1-1	3.27	10	0	0	0	0	11.0	10	4	4	10	8
1989	Baltimore	5-2	1.69	64	0	0	0	27	85.0	57	17	16	46	90
1990	Baltimore	6-5	2.42	64	0	0	0	37	74.1	57	20	20	31	74
1991	Baltimore	4-6	3.18	72	0	0	0	31	73.2	74	28	26	29	77
ML Totals		16-14	2.43	210	0	0	0	95	244	198	69	66	116	268

1-Selected by Orioles in June '88 free agent draft (1st round). Signed by Lamar North.

Strikeout High: 5, (May 26, '90 at Tex)

Walk High: 4, 3 times, (latest Aug 10, '90 at Cal)

Longest Outing: 3.1 innings, (Apr 15, '89 at Bos)

Winning Streak: 5, (Sep 9, '89 thru June 12, '90)

Losing Streak: 3, (May 12 thru June 19, '91)

Pitches: Fastball, curve, change-up.

1991 SEASON SUMMARY

Became the 1st Oriole with two 30 save seasons...Finished with 72 appearances, tied for 2nd in the AL and 2nd most in club history behind **Tippy Martinez**' 76 in '82...Moved into 2nd place on the O's all-time save list, 10 behind **Martinez** (105)...Set a club record with 62 games finished, 2nd in the AL behind California's **Bryan Harvey** (63).

Converted 31 saves in 39 chances (.795), the lowest percentage of his 3-year career and 9th among 14 AL pitchers with 20 or more save opportunities...Eight blown saves are his career high...Also entered the game with the score tied 7 times and blew 4 of them.

Had only 9 save opp's (7 saves) after Aug 3 (last 60 games)...His 31 saves were 7th in the AL.

Opponents batted .262, 60 points higher than his 1st 2 years in the AL, but was the stingiest in the AL with home runs, allowing only one in 732 innings.

Started the season and closed it out on high notes...Allowed only one run in his 1st 10 games (0.96, ip-9.1, h-6, er-1) thru May 8...Finished strong, 7 of his last 9 app's were hitless and 10 of last 11 were scoreless.

In between, however, in 51 app's between May 12 and Sep 2, he allowed 84 base runners (60 hits and 24 walks) and 22 earned runs in 53.1 innings (and suffered 7 blown saves)...Didn't have a 1-2-3 inning between July 25 and Sep 16.

Didn't walk a batter in his 1st 10 appearances (ip-9.1), but walked more than 4 batters per 9 innings the rest of the season (ip-64.1, bb-29).

NO-HITTER: Became the 3rd ptcher in ML history to save a no-hitter (Atlanta's **Alejandro Pena** later became the 4th) when on July 13 at Oakland, he, **Bob Milacki**, **Mark Williamson** and **Mike Flanagan** became only the 2nd quartet to ever combine on a no-hitter. Olson worked one perfect inning, retiring **Dave Henderson**, **Jose Canseco** and **Harold Baines**, the last 2 via strikeouts.

AS DIFFERENT AS DAY AND NIGHT: In 20 day games, was 0-5 with 7 saves in 12 save opportunities: 7.08, ip-20.1, h-28, er-16...In 52 night games, was 4-1 with 24 saves in 27 save opportunities: 1.69, ip-53.1, h-46, er-10.

MISCELLANEOUS: Uncorked 3 wild pitches and a throwing error in one inning, June 19, in an 8-4 loss to Minnesota on "Turn Back the Clock

Day"...That setback is the only home loss of his career (11-1)...First batters hit only .182 (66-12)...Had 6 saves and a win in the O's 7 wins vs Cleveland.

1991 AND MAJOR LEAGUE CAREER

YOUNGEST: With 95 career saves, should easily become the youngest in major league history ever to reach 100 career saves...Turned 25 in October...No one has reached the mark before his 26th birthday.

YOUNGEST TO REACH 100 SAVES

1-Bruce Sutter	26 years, 224 days
2-Mitch Williams	26 years, 240 days
3-Bobby Thigpen	26 years, 302 days
4-Terry Forster	27 years, 193 days
5-Dan Plesac	27 years, 238 days

MOST SAVES BEFORE 25th BIRTHDAY

1-GREGG OLSON	95
2-Terry Forster	75
3-Mitch Williams	68
4-Neil Allen	67
5-Billy McCool	55

SINCE BECOMING THE O'S CLOSER: Since he became the Orioles' closer to start the '89 season, only 5 major league relievers have had more saves: **Dennis Eckersley** (124); **Bobby Thigpen** (121); **Jeff Russell** (106); **Lee Smith** (103); **Bryan Harvey** (96); Olson and **John Franco** (95 each).

SAVE PERCENTAGE: During his career, has converted 95 saves in 114 career chances (83 percent)...For comparison's sake, save % over the last 3 years in the AL has been 72%

LIFETIME SAVES VS THE AL (Saves-Save Opportunities): Boston (6-7)...California (6-7)...Chicago (7-7)...Cleveland (12-13)...Detroit (6-8)...Kansas City (8-13)...Milwaukee (8-8)...Minnesota (1-2)...New York (9-11)...Oakland (8-10)...Seattle (8-9)...Texas (8-9)...Toronto (8-10).

SAVES FOR: Has saved games for 24 different pitchers the last 3 seasons: **Milacki**-15...**Williamson**-11...**Johnson**-9...**Ballard**-7...**McDonald**-6...**Harnisch**-6...**Mitchell**-4...**Mesa**-4...**Hickey**-4...**Roy Smith**-3...**Tibbs**-3...**Frohworth**-3...**Holton**-3...**Bautista**-3...**Telford**-2...**Schmidt**-2...**Flanagan**-2...**Jeff Robinson**-2...**Weston**-1...**Price**-1...**Poole**-1...**Aldrich**-1...**Mussina**-1...**Schilling**-1.

TOUGH TO HIT: Lifetime, opponents are batting .221 (895-198), including only .186 (442-82) by lefthanders, and .257 (452-116) by righties...Lefties hit .200 (145-29) off him in '90, 3rd lowest in the AL...In '89, lefties hit .135 (141-19), lowest in the majors...Lifetime, has held the Oakland Athletics to a collective .152 (66-10) average in 18.2 innings.

FAVORITE ROAD STOPS: Has never allowed a run in Milwaukee's County Stadium (g-7, 0-0, sv-5, ip-6.2); now defunct Comiskey Park (g-4, 0-0, sv 3, ip-4.1), as well as new Comiskey Park (g-4, 0-0, sv-2, ip-4) and Texas' Arlington Stadium (g-7, 2-0, sv-2, ip-8.1).

HOMERS: In '91, was the toughest in yielding homers...Allowed only one homer, a 9th inning game-tying blast to NY's **Mel Hall** on May 26, then went the last 58.1 innings without allowing one.

Didn't allow a homer over 114.2 innings between homers by **Dwight Evans** at Fenway Park on Apr 15, '89 and June 23, '90...It was the 2nd longest homerless streak in Orioles' history behind **Tippy Martinez's** 123.2, '78-'80...Has allowed only 6 homers in career while facing 1040 batters.

OLSON BY MONTH

1991						LIFETIME					
W	L	S	ERA	IP	ER	MONTH	W	L	S	ERA	IP
0	0	2	1.42	6.1	1	April	3	0	8	1.77	35.2
0	1	5	3.00	12.0	4	May	2	1	13	1.50	42.0
1	2	8	4.91	14.2	8	June	3	4	21	3.00	39.0
0	1	7	3.07	14.2	5	July	1	4	20	2.74	42.2
2	0	4	3.00	12.0	4	August	2	1	15	3.44	34.0
1	2	5	2.57	14.0	4	Sep-Oct	5	4	18	2.31	50.2
											13
											47

PREVIOUS CAREER HIGHLIGHTS

1990: Set an Orioles' record with 37 saves, becoming the youngest in Major League history to get 30 or more saves...Was 4th in the majors, in saves and converted 88 percent of his save opportunities (37 of 42), also 4th best in the majors.

Had a hand in 56.6 percent of the O's 76 wins (6 wins, 37 saves), 3rd best percentage in the majors behind Chicago's **Bobby Thigpen** (64.9) and Cleveland's **Doug Jones** (62.3)...Was the youngest Oriole pitcher to make

the All-Star team since 22-year-old **Chuck Estrada** in '60.

Set club record with 41 consecutive scoreless innings (see below under "Scoreless Streak")...Allowed only one run in his 1st 21 app's (0.26 ip/h-15) thru June 7 while converting his 1st 14 saves...Continued strong thru Aug 18, (47 games) allowing only 34 hits and 7 earned runs in 59 innings (1.07).

The next day, Aug 19, he yielded a homer to Oakland's **Mark McGwire** 1st ever off Olson at Memorial Stadium after 52 games and 721 innings...That game began a month-long slump for Olson in which he appeared in only 9 games and allowed 16 hits and 11 earned runs in 9 innings thru Sep 14...Saw his era go from 1.07 to 2.38.

On Aug 28 at home, the Yankees struck for 5 runs off him in one-third of an inning, his worst outing as a major leaguer...Take away that one game and his overall era drops from 2.42 to 1.82.

Scoreless Streak: Olson allowed his 1st run of the season, May 7 at California, in his 9th game, breaking a streak of 41 scoreless innings in 2 appearances...His streak is believed to be the longest ever by a relief pitcher and matched the longest by an American League pitcher since **Luis Tiant** had a 41-inning scoreless streak for Cleveland in '68.

Olson hadn't allowed a run since July 31, '89...His streak covered 20 appearances, also believed to be the longest ever by a reliever...The closest appears to a stretch of 25 games by **Warren Brusstar** of the Chicago Cubs in '83...Olson broke the club mark of 36 scoreless innings set by **Hal Brown** in '61.

Longest Scoreless Streaks In Major League History

IP	IP
59 Orel Hershisier, LA Dodgers, 1988	45 Cy Young, Boston Red Sox, 1904
58 Don Drysdale, LA Dodgers, 1968	45 Sal Maglie, NY Giants, 1950
55.2 Walter Johnson, Wash. Senators, 1913	43.2 Rube Waddell, Phi. Athletics, 1905
53 Jack Coombs, Phi. Athletics, 1910	42 George Foster, Boston Red Sox, 1914
50 Ed Reulbach, Chicago Cubs, 1908-10	41 GREGG OLSON, ORIOLES, 1990
47 Bob Gibson, StL. Cardinals, 1968	41 Jack Chesbro, Pit. Pirates, 1902
45.1 Carl Hubbell, NY Giants, 1933	41 Grover Alexander, Phi Phillies, 1911
45 Doc White, Chicago White Sox, 1904	41 Luis Tiant, Cle. Indians, 1968

1989, ROOKIE OF THE YEAR: Named AL Rookie of the Year by the Baseball Writers' Association of America...Became the 6th Oriole, pitcher, to win the BBWAA award...The others: **Ron Hansen** ('60); **Cal Belfary** ('65); **Al Bumbry** ('73); **Eddie Murray** ('77) and **Cal Ripken** ('82)...First AL East player to win it since Cal Jr. in '82...Olson won the award while capturing 26 of 28 1st place votes.

Also named Major League Rookie of the Year by Baseball America and selected to Baseball Digest's AL All-Rookie team...Tied for 5th with **Dennis Eckersley** and teammate **Jeff Ballard** in BBWAA's **Cy Young** balloting (each recorded 3 points).

Became the 1st rookie to win the Most Valuable Oriole Award as selected by the sportswriters and sportscasters who cover the team on a regular basis...Also finished 12th in BBWAA's A.L. Most Valuable Player voting with 35 total points (including three 6th place votes)...The only pitchers to finish ahead of him were **Bret Saberhagen** and **Eckersley**.

AL Save Record: Established an AL record for most saves by a rookie in one season (27), breaking the old mark of 23 held by **Doug Corbett** of the Twins in '80...Only one other major league rookie has had more saves than one season: **Todd Worrell**, StL, 36 in '86...Finished with 8 more saves than all other AL rookies combined...Converted 27 of 33 (82%) of his save opportunities (5th in AL), including 1st 15 chances thru July 14.

1988, O's #1 PICK: O's #1 draft pick in June '88, 4th player selected overall in the draft...First #1 pick to play in the big leagues for the Orioles since **Drungo Hazewood**, O's 1st pick in '77.

Signed with Orioles on June 11, but opted to play with U.S. Olympic team...Worked out with Olympic team briefly, but on July 1 asked for his release...On July 7, received permission from **Commissioner Peter Ueberroth** and the U.S. Baseball Federation to leave Olympic squad...Joined Orioles' organization 2 days later...Pitched at Hagerstown and Charlotte before promotion to Orioles in September.

ML Debut: Won at Seattle on Sep 2 in his major league debut, the 1st Oriole

to win in ML debut since **Don Welch** in '82...(**Bob Milacki** later did it on Sep 18).

COLLEGE: Two-time All-America at Auburn...Battled mononucleosis most of the 2nd half of junior season, but still helped Auburn to a 39-16 record...Was 5th in the nation in era (2.00), 3rd in appearances (36) and averaged 14.1 strikeouts per 9 innings, 2nd best in the nation.

Converted to a reliever as a sophomore in '87 and was 11-1 with 10 saves...Led the nation in era (1.26) and appearances (42) and helped 14th ranked Auburn to a 42-18 record...In '87 and '88 combined, appeared in 78 of 115 games for Auburn...Set Auburn career records in strikeouts (271), saves (20) and appearances (97) in his 3-year career...Career mark of 25-7 (.781) is 3rd best in school history...Averaged 14.12 strikeouts per game...Twice named All-Southeastern Conference.

His college roommate, rhp **Stacy Jones**, was selected by the Orioles in the 3rd round of the '88 draft. He pitched at Frederick and Hagerstown last year, and in 4 games with the Orioles.

MORE AMATEUR CAREER: Had a 27-0 career record at Omaha (NE) Northwest High School, where his coach was his father, **Bill**...This past year, Bill was named United States High School Baseball Coach of the Year...His teams regularly win the Nebraska State Championship.

Was 11-0 as a senior...Career era of 0.76 and had 267 career strikeouts with 4 no-hitters, 3 of them in state tournament games...Led team to 4 consecutive state championships...Played on the U.S. Junior Olympic team as a junior in high school and also participated in Pan American Games while in college...Also heavily recruited as a football lineman, and one of the teams wooing him was Nebraska.

PERSONAL: Married **Jill Johnson** on Dec 16, '89 in Birmingham, AL...Pitcher **Jim Abbott** of the California Angels was in the wedding, as was Oriole teammate and former Auburn roommate **Stacy Jones**...Loves Nintendo games...Nicknamed "**Otter**"...Will donate \$500 for every win or save to a local Baltimore charity.

MICHAEL (MIKE) LEE OQUIST 56

Born: May 30, 1968

Height: 6'2 Weight: 170

Bats, R Throws, R

Position: Pitcher

Birthplace/Residence: Born and resides in La Junta, CO

Contract Status: Signed thru '92.

Tenure: None.

Signed Originally With: Orioles.

Signed by Lane Decker.



YEAR	CLUB	CLS	W-L	ERA	G	GS	CG	SHO	SV	IP	H	R	ER	BB	SO
1989	Erie	R	7-4	3.59	15	15	1	1	0	97.2	86	43	39	25	109
1990	Frederick	A	9-8	2.81	25	25	3	1	0	166.1	134	64	52	48	170
1991	Hagerstown	AA	10-9	4.06	27	26	1	0	0	166.1	168	82	75	62	136
Pro Totals			26-21	3.47	67	66	5	2	0	430.1	388	189	166	135	415

1- Selected by Orioles in June '89 free agent draft (13th round).

Pitches: Fastball, slider, change-up.

1991 SEASON SUMMARY

With Hagerstown (AA), led the Suns in innings pitched (166.1) and was tied for 2nd in wins (10) 1 shy of club lead.

Was 4-9 with a 5.38 era on July 5...After that, he went 6-0 with a 3.18 era (IP. 88.1, ER-51) over his last 11 starts. Has fanned nearly one per inning in 3 pro seasons.

PREVIOUS CAREER HIGHLIGHTS

1990: Led the Carolina League and O's organization with 170 strikeouts at Frederick (A)...Named to the mid-season CL All-Star team...Struck out 14 in 7-inning game vs Lynchburg...Recorded 9 or more strikeouts in a game

(14-6), hr-1.

PREVIOUS CAREER HIGHLIGHTS

1990: Was on his way to leading the club in batting for the 3rd straight year when he went into a slump, compounded by a strained back, over his last 41 games during which he hit .182 (121-22) as his average dwindled 36 points from .305 (292-89) on July 23 to a final .269...Hit .300 (110-33) with runners in scoring position.

Drove in at least one run in 7 straight games, May 21-27 (total: 16 rbi) and from May 13 thru 27, had 20 rbi in 12 games...Had 7 consecutive hits (with a walk thrown in) over 8 plate appearances on Apr 22-23...Had 4 four-rbi games, 2 of them within 4 days (May 22 vs Min and May 25 vs Tex).

1989: Batted in all 9 positions in the batting order and led the Orioles in batting for the 2nd straight year, though he lacked enough plate appearances to qualify...Had the 8th best average in the league among lefties.

His .400 (15-6) average as a pinch hitter was the league's best (minimum 15 ab)...Was the only Oriole to walk more than he struck out...Batted .334 (102-33) after Aug 5, hiking average from .271 to final .285.

On Aug 26 at NY he went 3-for-3, hit 2 homers (both off **Walt Terrell**) for the 1st time in his career, scored 4 runs and drove in 3 before a national tv audience (NBC).

1988: Batted .301 (286-86) after May 30 in his last 89 games...Was hitting .300 as late as Sep 16...Between Aug 13 and Sep 9, he hit 7 homers in 76 at bats...Prior to that he had hit only 3 in 1,127 ab...In one stretch of 23 ab from Aug 27 to Sep 2, he went 11-for-19 with 4 walks.

NATIONAL LEAGUE CAREER

.300 AVERAGE: Left the N.L. with .300+ lifetime averages against 4 NL clubs: Chicago-.330 (109-36); San Francisco-.324 (68-22); St. Louis-.323 (99-32); and Montreal-.303 (99-30).

BONE BREAKS '87: Suffered stress fracture in his left foot in spring training (Mar 22) with the Bucs, and began the season on the disabled list...Was activated on May 4 and assigned to Vancouver. Played 22 games for the Mounties before breaking the same foot again June 1...Returned in August and played in 17 more games at Vancouver.

PIRATES, '85-'86: Led Pirates outfielders in assists in '85 (10) and '86 (11)...Also led club in stolen bases in '85 and was 2nd in '86 to **Barry Bonds** with 24 each season.

In '85, his .300 average (397-119) tied Minnesota's **Mark Salas** for top mark among big league rookies...Opened the season by hitting safely in 12 straight games (.356, 45-16), a career high...Finished the season as the Pirates' regular center fielder, and batted .366 (101-37) over his last 25 games...Had six 4-hit games that year...Started 93 games, led off in 55 of them...Had 24 infield hits in '85, including 14 bunt singles.

In '86, he made 91 starts shifting from center to right to accommodate rookie Bonds...Hit his only 2 NL homers that year: Apr 19 at Chicago off **Scott Sanderson** and July 9 at San Diego off **Lance McCullers**.

ML DEBUT '83: Made debut as pinch hitter on Sep 1 at Houston by striking out against **Nolan Ryan**...His 1st 2 hits were singles at St. Louis off **Dave LaPoint** on Sep 5.

EARLY PRO CAREER: Jumped from single A Alexandria in '82 to AAA Hawaii in '83...Led Hawaii in games, at bats, hits, triples, total bases and stolen bases...His 13 triples tied for the league lead...Also led PCL outfielders in putouts (341), total chances (367) and double plays (8), and tied for the lead in assists (18).

Named to '82 Carolina League All-Star team while leading Alexandria (VA) in games, runs and steals...In '81, he finished 2nd in the South Atlantic League in batting...Led league's outfielders in fielding percentage, and was named to the All-Star squad in 1st pro season.

AMATEUR: Is a graduate of Parsippany High School (NJ) where he was an All-State soccer goalie...Also played baseball and basketball.

PERSONAL: Married the former **Adrianna Venditti** during the '88 All-Star break...They have a son, **Joseph Jr** (8/4/89).

BRAD LEE PENNINGTON 47

Born: April 14, 1969

Height: 6'5" **Weight:** 205

Bats, L. Throws, L

Birthplace/Residence: Born and still resides in Salem, IN

Contract Status: Signed thru '92.

Tenure: None.

Signed Originally With: Orioles. Signed by Mike Ledna.



YEAR	CLUB	CLS	W-L	ERA	G	GS	CG	SHO	SV	IP	H	R	ER	BB	SO
1989	Bluefield-1	R	2-7	6.58	15	14	0	0	0	64.1	50	58	47	74	81
1990	Wausau	A	4-9	5.18	32	18	1	0	0	106	81	89	61	121	142
1991	Kane County		0-2	5.87	23	0	0	0	4	23.0	16	17	15	25	43
	Frederick	A	1-4	3.92	36	0	0	0	13	43.2	32	23	19	44	58
Pro Totals			7-22	5.39	106	32	1	0	17	237	179	187	142	264	324

1-Selected by Orioles in June '89 free agent draft (12th round).

Pitches: Fastball, curveball, slider.

Pennington's walk and strikeout ratios are "Dalkowskian." In 3 pro seasons, he has averaged 12 strikeouts and 10 walks per 9 innings, reminiscent of the legendary lefthander Steve Dalkowski in the 50s and 60s.

1991 SEASON SUMMARY

Split the season between Kane County (A) and Frederick (A)...Was 1-6 with a 4.59 era...Averaged 13.2 strikeouts per 9 innings...Opened the season with Kane County (A) and struck out nearly 2 batters an inning in 23 relief appearances. He also walked more than one per inning...Allowed just one run over 9 appearances (ip-10.2, h-5) Apr 18-May 11...Walked 9 and fanned 21 over that stretch.

Promoted to Frederick (A) on June 7...Placed 5th in the Carolina League in saves (13) despite spending only half a season with the Keys...Allowed only 32 hits in 43.2 ip...Averaged nearly 12 strikeouts per 9 innings. Did not allow an earned run over 9 straight appearances (ip-10.2, h-7, r-3, er-0, bb-6, so-13), July 10-30, earning a win and 2 saves in the process...Registered 5 saves in his final 6 appearances, Aug 23-Sep 1.

PREVIOUS CAREER HIGHLIGHTS

1990: Recorded 142 strikeouts in only 106 innings for Wausau (A)...Began the season in the Timbers' rotation...Made 16 of his 1st 17 appearances as a starter...Fanned 7 or more batters in a game 10 times. Walked 6 or more batters in a game 9 times with a season high of 8 in 5.1 innings in 2-1 win, July 11 at Cedar Rapids...Won his 1st 2 decisions before suffering losses in 7 straight starts...Shifted to the bullpen on July 17.

1989: With Bluefield (Rookie) carried no-hitters on 2 separate occasions into the 8th inning only to be removed because of a pitch count...Finished the season 2nd in the Appy League with 14 starts.

AMATEUR CAREER: Played Little League and Babe Ruth League for Pekin (IN)...Graduated from Eastern (IN) HS in '87...Earned 4 letters in baseball, 3 letters in basketball and 1 for track...Attended Bellarmine College and Vincennes (IN) Junior College.

PERSONAL: Single...Studied business administration while attending college.

BOBBY YOUNG THE FIRST

The late Bobby Young, native of Granite, MD near BWI Airport, was the 1st to bat in a regular season game for the modern A.L. Orioles...He grounded out leading off the 1st inning at Detroit on Apr 13, '54.

JAMES (JIM) RICHARD POOLE 45

Born: Apr. 28, 1966

Height: 6'2"; **Weight:** 203

Bats: L; **Throws:** L

Position: Pitcher

Birthplace/Residence: Born in Rochester, NY

... Resides in Cockeysville, MD.

Contract Status: Signed thru '92.

Tenure: 147 days.

Signed Originally With: Los Angeles. Signed by Tommy Mixon.



YEAR	CLUB	W-L	ERA	G	GS	CG	SHO	SV	IP	H	R	ER	BB	SO
1988	Vero Beach-1	1-1	3.77	10	0	0	0	0	14.1	13	6	6	9	12
1989	Vero Beach	11-4	1.61	*60	0	0	0	19	78.1	58	16	14	24	38
	Bakersfield	0-0	0.00	1	0	0	0	0	1.2	2	1	0	0	1
1990	San Antonio	6-7	2.40	54	0	0	0	16	63.2	55	31	17	27	77
	Los Angeles-2	0-0	4.22	16	0	0	0	0	10.2	7	5	5	8	4
1991	Oklahoma City	0-0	0.00	10	0	0	0	3	12.1	4	0	0	1	14
	Texas	0-0	4.50	5	0	0	0	1	6.0	10	4	3	3	4
	Rochester-3	3-2	2.79	27	0	0	0	9	29.0	29	11	9	9	23
	Baltimore	3-2	2.00	24	0	0	0	0	36.0	19	10	8	9	26
ML Totals		3-2	2.73	45	0	0	0	1	52.2	36	19	16	20	44

1-Selected by Texas in June '88 draft (9th round).

2-Acquired by Texas from Los Angeles in deal for pitchers Steve Allen and David Lynch on 12/29/90.

3-Claimed on waivers by Baltimore from Texas 5/31/91.

Longest Outing: 5 inning (Sep 23, '91 vs Bos at Bal).

Strikeout High: 6 (Jul 30, '91 at Sea).

Walk Highs: 2, several (latest Aug 17, '91 at Mil).

Win Streak: 2 (Sep 6-23, '91).

Loss Streak: 2 (Oct 1-4, '91).

Pitches: Fastball (sinker), slider, change-up.

1991 SEASON SUMMARY

Opened the season in Texas Organization (Oklahoma City), then spent 3 weeks (May 6 to 26) with the Rangers, appearing in 5 games, before the Orioles claimed him on waivers, May 31.

Was assigned directly to Rochester, but came up to the Orioles after 2 months with the Red Wings on July 30 as part of a major roster shakeup...Pitchers **Stacy Jones** and **Mike Mussina** joined the Orioles at the same time, replacing **Jeff Ballard** and **Jeff Robinson** (both assigned to Rochester) and **Paul Kilgus** who was put on release waivers.

ORIOLES: Held A.L. batters to a .157 average (121-19) overall, but was even tougher on lefties: .150 (60-9), no walks & 18 strikeouts...Righthanders batted .164 (61-10), 9 walks & 16 strikeouts.

Allowed only 26 legitimate base-runners (not including those who reached on error, and 2 who were intentionally walked) in 36 innings...To put those numbers into perspective, that is at the rate of only 6.5 runners per 9 innings pitched.

Blew only 1 of 7 leads and 1 of 4 ties...Allowed only 27% (7 of 26) of inherited runners to score...Retired 22 of 24 first batters (2 hits, no walks).

FAST START: In his first appearance for the O's on July 30, the day he checked in, he fanned a career high 6 (Seattle) batters at the Kingdome while pitching 3.1 scoreless innings.

After giving up a single to the first batter he faced, **Alvin Davis**, Poole did not allow a hit, walk or hit batsman to 26 straight batters thru his first 6 appearances.

By August 13, he had appeared in 9 games and the opposition had gone 3-for-39 (.077) against him with no walks and 13 strikeouts in 11 innings, and Jim had still not given up an earned run.

VS OPPONENTS: Held the Red Sox to an .056 (18-1) average, the White Sox to .105 (19-2), and the Mariners to .091 (11-1)...Did not pitch (for the Orioles) against the Angels or A's...Faced only 2 Minnesota batters (one appearance only) and gave up a home run to **Kent Hrbek** and a single to **Chili Davis**.

TEXAS ORGANIZATION: At Oklahoma City, he gave an indication of what was to come after he joined the O's...For the 89ers, he appeared in 12 games, didn't allow a run and held the opposition to a .105 average (4-for-38). In 5 games for the Rangers, he was 0-0 with 1 save, and an era of 4.50 (ip-6, h-10, r-er 4-3, bb-3, so-4)...His average against was .370 (31-10).

PREVIOUS CAREER HIGHLIGHTS

MINOR LEAGUE TOTALS: Compiled an 18-12 record with 38 saves and a 1.85 era (ip-180.1, h-132, er-37) in 135 minor league appearances...Averaged only 3 walks every 9 innings...

MAJOR LEAGUE DEBUT-'90: Signed originally with Dodgers and made big league debut June 15, '90 (two days after being brought up from San Antonio) when he came on in the 11th inning and fanned San Diego's **Tony Gwynn**, the only batter he faced...Didn't allow a run in first 6 outings.

After finally giving up a couple of runs in his 7th appearance, he returned to San Antonio on July 2...Returned to L.A. Sep 1 and did not give up a run in 7 consecutive appearances...Was scored on in only 2 of 16 appearances for the Dodgers.

At San Antonio that year, he was 4th in saves (16), and fanned nearly 11 batters per 9 innings...Pitched for Licey in the Dominican Republic during the winter following the '90 season.

1989 SEASON: Led Florida State League in appearances (60) and games finished (50) and ranked 2nd in both saves (19) and relief points (71)...Also led Vero Beach in wins (11) and strikeouts (93 in 78.1 innings) and was voted the the Dodgers' "minor league pitcher of the year."

AMATEUR BACKGROUND: Lettered 3 times in baseball at Georgia Tech...Was a teammate of Rangers' pitcher **Kevin Brown** there in '86. Played baseball and football at South College High School in Philadelphia (graduated '84)...Played Little League and American Legion baseball.

PERSONAL: Hobbies-computers and collecting comic books...Earned his degree at Georgia Tech in December, 1990...Jim and his wife, the former **Kimberly Hayden**, were married December 16, '89.

ARTHUR LEE RHODES 53

Born: Oct. 24, '69

Height: 6'2"; **Weight:** 204

Bats: L; **Throws:** L


Position: Pitcher

Birthplace/Residence: Born, raised and still lives in Waco, TX.

Contract Status: Signed thru '92.

Tenure: 47 days.

Signed Originally with: Orioles. Signed by Ray Crone.



YEAR	CLUB	W-L	ERA	G	GS	CG	SHO	SV	IP	H	R	ER	BB	SO
1988	Bluefield-1	3-4	3.31	11	7	0	0	0	35.1	29	17	13	15	44
1989	Erie	2-0	1.16	5	5	1	0	0	31	13	7	4	10	45
	Frederick	2-2	5.18	7	6	0	0	0	24.1	19	16	14	19	28
1990	Frederick	4-6	2.12	13	13	3	0	0	80.2	62	25	19	21	103
	Hagerstown	3-4	3.73	12	12	0	0	0	72.1	62	32	30	39	60
1991	Hagerstown	7-4	2.70	19	19	2	2	0	106.2	73	37	32	47	115
	Baltimore	0-3	8.00	8	8	0	0	0	36.0	47	35	32	23	23
Pro Totals		21-23	3.35	75	70	6	2	0	386.1	305	169	144	174	418
ML Totals		0-3	8.00	8	8	0	0	0	36.0	47	35	32	23	23

1-Selected by Orioles in '88 free agent draft (2nd round).

1991 SEASON SUMMARY

HAGERSTOWN: Named Eastern League (Class AA) Pitcher of the Year...Ranked 3rd in the EL with a 2.70 era and with 115 strikeouts...Averaged 9.7 strikeouts per 9 innings pitched (ip-106.2, so-115)...Had three 1-0 wins...Opposing batters were held to a .194 average (73-for-377).

ORIOLES: The youngest Oriole on the roster in '91 (21)...His contract was

purchased from Hagerstown (AA), Aug 21...Walked 23 batters as an Oriole. 13 scored...Started 8 games, but in his 3 losses the O's were outscored 30-4...His longest outing of the season was 7 innings in a no-decision at New York, Oct 2...Struck out 8, Sep 15 vs. Cleveland.

ML DEBUT: The Waco, TX native made his ML debut Aug 21 against the Rangers at Arlington...He was not the pitcher of record in a 4-3 Orioles victory (ip-4, h-4, r/er-3, bb-4, so-2).

STRIKEOUTS: During his pro career, he's averaged 9.75 strikeouts per 9 innings pitched (ip-386, so-418)...In '91 with Hagerstown and the O's, he had fewer strikeouts than innings pitched (so-138, ip-142.1) for the 1st time in his 4-year pro career.

PROFESSIONAL CAREER HIGHLIGHTS

1990: Spent the 1st half of the season at Frederick (Class A) where he had the Carolina League's best strikeouts to walks ratio (103 to 21)...Went from Frederick to Hagerstown (AA) in late July...Allowed one run or less 10 times combined in Class A and AA, but one only 4 of those games.

Twice fanned 16 batters in a game: May 8 (ip-9) vs. Kinston and May 30 (ip-7, 28 batters faced) vs. Salem, but didn't win either game...In his 1st start of the season, he hurled a 7-inning 1-hitter with 10 strikeouts over Lynchburg.

While with Frederick, he made his Memorial Stadium debut, June 10, in a game against Peninsula as part of a major league-minor league doubleheader...Won, 8-1, with 9 strikeouts over 7 innings.

1989: Was leading the NY-Penn League in strikeouts (45 in 31 innings) and was 2nd in era (1.16) when promoted to the Carolina League...Struck out 14 in a 2-hitter over Elmira...In the Florida Instructional League, he fanned 46 in 32 innings and was 2-0 with a 1.69 era.

PRO DEBUT: Made his pro debut June 24, '88 at Bluefield (Rookie) and worked the final 2 innings of the O's 3-2, 27-inning victory over Burlington (Indians)...He struck out **Mark Lewis**, the 3rd player selected in that year's draft, for the final out of the game...That same season, he pitched for the Orioles in an exhibition at Rochester, July 25 (ip-2).

AMATEUR: Played baseball and football at LaVega (TX) High School in Waco.

PERSONAL: His brother, **Ricky**, a righthanded pitcher, was the Yankees' 35th round draft pick in '88...He was taken by Toronto in the '90 Rule V draft, but returned to the Yankees...Ricky pitched at Prince William (A) in '91 where he was 3-4 with a 5.45 era in 15 games (ip-67.2, so-52)...Arthur was born 8 days after the New York Mets upset the O's in the '69 World Series.

WILLIAM (BILL) OLIVER RIPKEN 3

Born: Dec. 16, 1964

Height: 6'1"; **Weight:** 186

Bats, R; **Throws, R**


Position: Second base

Birthplace/Residence: Born in Havre de Grace, MD, but grew up in nearby Aberdeen... Resides in Cockeysville, MD.

Contract Status: Signed thru '92.

Tenure: 4 years, 86 days.

Signed Originally with: Orioles. Signed by Jim Gilbert



OTHER ORIOLES FAMILIES

In addition to the Ripkens, 2 other families have provided 2 players each to the Orioles. Catcher **Dick Brown** ('63-'65) and his younger brother **Larry** ('73), an infielder, both played for the Birds as did a father-son combination: **Bob Kennedy**, 3b ('54-'55) and his son, **Terry**, who caught for the O's in '87 and '88.

Another prominent Orioles family is the **Bufords**: Hagerstown manager **Don**, the O's superb leadoff man ('68-'72), and 2 sons **Don Jr** (now retired from baseball and studying medicine at UCLA) and **Damon** (playing for his dad this year at Hagerstown) have all played in the Baltimore organization.

YEAR	CLUB	AVG.	G	AB	R	H	2B	3B	HR	RBI	BB	SO	SB	CS	HP
1982	Bluefield	.244	27	45	8	11	1	0	0	4	8	6	0	0	0
1983	Bluefield	.217	48	152	24	33	6	0	0	13	12	13	7	2	1
1984	Hagerstown	.230	115	409	48	94	15	3	2	40	36	64	3	5	4
1985	Charlotte	.137	18	51	2	7	1	0	0	3	5	4	0	0	0
	Daytona Beach	.230	67	222	23	51	11	0	0	18	22	24	7	4	0
	Hagerstown	.255	14	47	9	12	0	1	0	0	1	2	0	2	2
1986	Charlotte	.268	141	530	58	142	20	3	5	62	24	47	9	4	1
1987	Rochester	.286	74	238	32	68	15	0	0	11	21	24	7	2	0
	Baltimore	.308	58	234	27	72	9	0	2	20	21	23	4	1	0
1988	Baltimore	.207	150	512	52	106	18	1	2	34	33	63	8	2	5
1989	Baltimore	.239	115	318	31	76	11	2	2	26	22	53	1	2	0
1990	Baltimore	.291	129	406	48	118	28	1	3	38	28	43	5	2	4
1991	Frederick	.250	1	4	2	1	0	0	0	1	0	1	0	0	0
	Hagerstown	.600	1	5	1	3	0	0	0	0	0	0	1	0	0
	Baltimore	.216	104	287	24	62	11	1	0	14	15	31	0	1	0
ML Totals		.247	556	1757	182	434	77	5	9	132	119	213	18	8	9

1-Selected by Orioles in June '82 free agent draft (11th round). Signed by Jim Gilbert.

Career Highs, Game: Runs-3, (July 27, '90 at KC); Hits-4, (Aug 2, '89 at Bos); HR-1; RBI-5, (Aug. 27, '87 at Sea).

Hitting Streak: 9, (July 16 thru 24, '87).

Grand Slams: None.

Family: For full particulars, see Cal Senior's biography on page 144 and special section on Cal and Bill below.

1991 SEASON SUMMARY

Shoulder, back, rib and ankle injuries limited him to 98 starts...Underwent surgery on October 7 to remove a bone chip from his left ankle. Was on the DL with a strained rib cage muscle, July 15-Aug 16.

Hit .216 in 66 game before going on the DL and .216 in 38 games after return. His average was above .230 only one day all season (.235 on Apr 26)...Batted .294 (51-15) in June; .199 (236-47) the other months...Finished the season in an 0-for-14 slump dropping average to a final .216.

Has not had a 3-hit game since Sep 15, '90 at Toronto...That is also the date of his last home run, and was the only game in which Bill and Cal have both homered...Since then, he's gone 343 at bats without one.

For the 3rd straight year, he led the Orioles with 11 sac bunts (tied with **Brady Anderson**).

His .986 fielding mark was 6th among ML second basemen (min 100 games)...For more details see below under "Fielding".

1991 AND MAJOR LEAGUE CAREER

FIELDING: Mishandled only one ground ball in '91 and has missed only 5 grounders in his last 263 games since July '89...In '91, tied his career-best with a 53-game errorless streak (May 20-Sep 9)...Also did it in '90 (May 27-Aug 3).

In a poll conducted among league managers by Baseball America during the '91 season, Bill was ranked the AL's 2nd best defensive second baseman behind Toronto's **Roberto Alomar**. In 4½ big league seasons, he's played in 551 games at 2nd base and compiled a .986 pct. (tc-2773, e-39).

Began his career as a shortstop, and didn't become a fulltime 2nd baseman until '86 at Charlotte (AA), though he did play some 2nd and 3rd in '85 at Hagerstown (A).

In '88, was leading AL 2nd basemen in total chances on Sep 25 before suffering shoulder injury which forced him to miss the final week of the season...Finished 3rd in the league with 761...Was 2nd in double plays (110)...Played his only 2 games at 3rd base in the majors (Aug 21 and 28).

Committed only 3 errors in 298 chances (.990) in '87 after being called up on July 11...Didn't make an error until his 26th game...Handled his 1st 115 chances without incident...Accepted 15 chances the night he made his 1st error.

FAVORITE PARKS: He's done his best hitting at Milwaukee (.295, 78-23) and Cleveland (.292, 89-26).

SACRIFICES: The Orioles have 182 sac bunts the last 3 years, Bill has 26% of them (47)...In '89 he finished with 19, 3rd in the AL and the 2nd most in Oriole history to **Mark Belanger's** 23 in '75.

BILL RIPKEN BY MONTH

1991 SEASON					LIFETIME				
AVG.	AB	H	HR	RBI	MONTH	AVG.	AB	H	HR
.190	42	8	0	2	April	.196	204	40	1
.203	69	14	0	4	May	.237	279	66	1
.294	57	15	0	4	June	.232	327	76	2
.143	28	4	0	0	July	.255	333	85	1
.242	33	8	0	1	August	.287	338	97	1
.203	64	13	0	3	Sep-Oct	.250	280	70	3

PREVIOUS CAREER HIGHLIGHTS

1990: Led Orioles in 3 offensive categories: average (.291), doubles (28, tied with brother Cal) and sacrifice bunts (17, tied for AL lead with Oakland's **Mike Gallego**). Raised his average 52 points over previous season (from .239 to .291), 2nd biggest improvement in the AL behind **Alan Trammell** (61 points, .243 to .304)...Oakland's **Rickey Henderson** was 3rd, increasing his average 51 points (.274 to .325).

Was 2nd in batting among AL 2nd basemen behind Texas' **Julio Franco** (.296)...His 28 doubles were the most by an Orioles 2nd baseman since **Rich Dauer's** 32 in '80.

On May 1, he was batting .191 (47-9)...From that point until the end of the season, he batted .304 (359-109)...Had his best stretch between July 25 and Aug 26 when he hit safely in 15 of 16 games (.479, 48-23), sandwiched around a stay on the 15-day disabled list (Aug 5-19) with a stress fracture of his right foot.

Batted .269 (219-59) before the All-Star break and .316 (187-59) after. After July 25, he hit .347 (147-51), 3rd in the AL over that span behind KC's **George Brett** (.367) and California's **Luis Polonia** (.360).

Batted .335 (170-57) with runners on base and .258 (236-61) with no one on...Also led club with a .310 (100-31) average with runners in scoring position and a .429 (7-3) mark with the bases loaded.

1989: Batted .313 in May, but only .219 the rest of the season...Logged a career-high 4 hits on Aug 2 at Boston to help the Orioles overcome a 6-0 deficit...Brother Cal had 3 hits in the same game (for details, see "Biggest Game" below under "The Ripken Brothers").

Missed the 1st 2 weeks of the regular season after sustaining a broken bone in his left hand when he was hit by a pitch in a Mar 25 exhibition...Disabled again, Aug 23 thru Sep 7, with a strained right shoulder which required surgery in November.

1988: His .207 batting average ranked last among the 72 players who had qualifying 502 plate appearances...Was beamed by White Sox' **John Davis** at Comiskey Park Apr 29, the night the O's snapped their 0-21 streak...Suffered concussion, but missed only 2 games.

1987: Was called up July 11 (**Rick Burleson** was released to accommodate his addition to the roster)...He made his debut that day and the O's lost while he went 0-for-3 with a walk vs the Twins...However, the Birds then won their next 11 straight with Bill as the starting 2nd baseman.

Just before his recall from Rochester, he had 9 hits in his last 10 at bats to raise his International league average from .268 to .284.

Played 58 straight games for the Orioles from July 11 to Sep 15, when his season ended at Toronto after he tore the lateral ligament in his right ankle while fielding a ground ball on artificial turf (spikes caught).

From the All-Star break to Sep 15 he ranked 3rd in the AL in hits (72, tied with **Robin Yount**) behind **Paul Molitor** (89) and **Kevin Seitzer** (79). Average reached a high of .323 (127-41) on Aug 14...Batted .330 (212-70) over 51 games from the break thru Sep 9...Recorded 1st big league hit in his 3rd game after going 0-for-6; a double high off the left field fence at KC on July 16 off **Charlie Leibrandt**.

Hit his 1st home run 3 days later, also at KC, on July 19 with 2 aboard off **Bud Black**...Enjoyed a career-high 5-rbi game on Aug 22 at Seattle while going 3-for-3 with a 3-run homer off **Scott Bankhead**, a double, a sac fly and a walk.

EARLY CAREER

CHARLOTTE, '86: In his 1st full season at the keystone, was named to the Southern League All-Star team and topped 2nd basemen in games (141),

chances (723), putouts (305), assists (395) and double plays (79)...Missed only 3 games all season while leading club in games as well as average (.268) and 9 other categories.

AMATEUR CAREER: Batted .385 and .326 in his last 2 years at Aberdeen High ('81 & '82)...Was 13-1 during that time as a pitcher...Also played soccer as his Dad and brother Cal before him.

PERSONAL: Married **Candace Cauffman**, a Hagerstown native and an '88 graduate of the University of Maryland (College Park) on Feb 3, '89...The couple have a two dogs, a Huskie and an Australian Cattle Dog...Bill is the Orioles' authority on the world of pro wrestling.



RIPKEN BROTHERS

Cal and Bill Ripken are the 5th set of brothers to form a 2nd base-shortstop combination in major league history: **Granny** and **Garvin Hamner** of the '45 Phillies; **Lou** and **Dino Chiozza** of the '35 Phillies; **Milt** and **Frank Bolling** of the '58 Tigers; and **Eddie** and **Johnny O'Brien** of the '53-'55-'56 Pirates.

Since Bill broke into the major leagues in '87, the Ripkens have played in 555 games together; started 526 games and turned 247 double plays...Prior to the Ripkens, the most any brother double play combination had ever played side-by-side in the majors were approximately 100 games by Pittsburgh's O'Brien twins.

Fewest Errors ever by a DP Combo: In '90, Cal and Bill accounted for a total of only 11 errors...That was the fewest errors in major league history by a qualifying (i.e. each playing 2/3 of their club's games at their respective positions) keystone combination.

The next lowest total is 13 in 1990: Toronto's **Tony Fernandez** and **Manny Lee** (13 errors combined). St. Louis' **Ozzie Smith** and **Jose Oquendo** have combined for only 15 miscues twice ('91 & '90)...Previously, the lowest total was 16 errors by Philadelphia's **Larry Bowa** and **Manny Trillo** in '79 and Cincinnati's **Dave Concepcion** and **Joe Morgan** in '77.

In '88, the Ripkens participated in 229 double plays. Only once in Orioles' history have there been more ('74 **Grich/Belanger**-232). That season the 2 brothers also topped all keystone combinations in total chances (1,546). **Triple Play:** On June 15, '89, vs New York, the 2 Rips teamed up on a triple play against the Yankees, the 1st by the Orioles in more than 10 years (see details on page 106).

Home Runs: On Sep 15, '90 at Toronto, Cal and Bill each homered... They became the 1st pair of brothers to hit home runs in the same game since **Graig** (NY) and **Jim Nettles** (Det) did it Sep 14, 1974...Both Bill and Cal homered in the 5th inning off **David Wells**...It was the 15th time brothers had homered in the same game and the 5th time it had been done in the same inning (1st since **Hank** and **Tommy Aaron** for Milwaukee on July 12, '62).

The pair has now combined for 268 homers in the major leagues...(9 by Bill). That figure ranks 10th all-time among brother combinations, 4 ahead of the **Torres** (**Joe** and **Frank**) and one behind the **Alou** brothers (**Jesus**, **Felipe** and **Matty**)...See page 67 for complete listings.

Biggest Game: On Aug 2, '89, Bill had a career-high 4 hits and Cal had 3 to help the Orioles overcome a 6-0 deficit and win 9-8...Unofficial research by **Al Kermisch** reveals the probability that only once has a brother combination surpassed that total...On June 25, '32, **Paul** (3) and **Lloyd Waner** (5) combined for 8 hits in a game for the Pirates.

BALTIMORE'S OTHER IRONMAN

Orioles shortstop **Cal Ripken** may have the 2nd longest playing streak in major league history at 1,573 consecutive games, but unbeknown to many there is an even longer game streak going in Baltimore.

That streak belongs to Orioles' field attendant **Ernie Tyler**, who worked the last 2,651 games played at Memorial Stadium from his stool, near the screen at Memorial Stadium. He will continue his ironman ways at Oriole Park.

Ernie's incredible streak began April 19, '60, the day the O's opened the season with a 3-2 win over the Washington Senators. Ernie, incidentally, is the father of **Jimmy** and **Freddy Tyler**, the Orioles' 2 clubhouse managers.

CALVIN (CAL) E. RIPKEN JR. 8

Born: Aug. 24, 1960

Height: 6'4"; **Weight:** 224

Bats, R; Throws, R

Position: Shortstop

Birthplace/Residence: Born in Havre de Grace, MD, but grew up in nearby Aberdeen... Resides in Reisterstown, MD.

Contract Status: Signed thru '92.

Tenure: 10 years, 57 days.

Signed Originally with: Orioles. Signed by Dick Bowie.



YEAR	CLUB	AVG.	G	AB	R	H	2B	3B	HR	RBI	BB	SO	SB	CS	IP
1978	Bluefield-1	.264	63	239	27	63	7	1	0	24	24	46	1	1	1
1979	Miami	.303	105	393	51	119	*28	1	5	54	31	64	4	3	1
	Charlotte	.180	17	61	6	11	0	1	3	8	3	13	1	0	0
1980	Charlotte	.276	*144	522	91	144	28	5	25	78	77	81	4	2	3
1981	Rochester	.288	114	437	74	126	31	4	23	75	66	85	0	2	2
	Baltimore	.128	23	39	1	5	0	0	0	0	1	8	0	0	0
1982	Baltimore	.264	160	598	90	158	32	5	28	93	46	95	3	3	3
1983	Baltimore	.318	*162	*663	*121	*211	*47	2	27	102	58	97	0	4	1
1984	Baltimore	.304	*162	641	103	195	37	7	27	86	71	89	2	1	2
1985	Baltimore	.282	161	642	116	181	32	5	26	110	67	68	2	3	1
1986	Baltimore	.282	162	627	98	177	35	1	25	81	70	60	4	2	4
1987	Baltimore	.252	*162	624	97	157	28	3	27	98	81	77	3	5	1
1988	Baltimore	.264	161	575	87	152	25	1	23	81	102	69	2	2	2
1989	Baltimore	.257	*162	646	80	166	30	0	21	93	57	72	3	2	3
1990	Baltimore	.250	161	600	78	150	28	4	21	84	82	66	3	1	3
1991	Baltimore	.323	*162	650	99	210	46	5	34	114	53	46	6	1	3
ML Totals		.279	1638	6305	970	1762	340	33	259	942	688	747	28	24	28

* Led League + Tied for league lead

1-Selected by Orioles in June '78 free agent draft (2nd round, Baltimore's 4th selection). Signed by Dick Bowie 6/13/78.

League Championship Series Record

YEAR/CLUB	AVG.	G	AB	R	H	2B	3B	HR	RBI	BB	SO	SB	CS	IP
1983 Bal vs. Chi.	.400	4	15	5	6	2	0	0	1	2	3	0	0	1

World Series Record

YEAR/CLUB	AVG.	G	AB	R	H	2B	3B	HR	RBI	BB	SO	SB	CS	IP
1983 Bal vs. Phi.	.167	5	18	2	3	0	0	0	1	3	4	0	0	0

All-Star Game Record

YEAR/CLUB	AVG.	G	AB	R	H	2B	3B	HR	RBI	BB	SO	SB	CS	IP
1983 A.L. at Chi.	.000	1	0	0	0	0	0	0	0	1	0	0	0	0
1984 A.L. at S.F.	.000	1	0	0	0	0	0	0	0	0	0	0	0	0
1985 A.L. at Min.	.333	1	3	0	1	0	0	0	0	0	0	0	0	0
1986 A.L. at Hou.	.000	1	4	0	0	0	0	0	0	0	0	0	0	0
1987 A.L. at Oak.	.500	1	2	0	1	0	0	0	0	0	0	0	0	0
1988 A.L. at Cin.	.000	1	3	0	0	0	0	0	0	1	0	0	0	0
1989 A.L. at Cal.	.333	1	3	0	1	0	0	0	0	0	0	0	0	0
1990 A.L. at Chi.	.000	1	2	0	0	0	0	0	0	0	0	0	0	0
1991 A.L. at Tor.	.667	1	3	1	2	0	0	1	3	0	0	0	0	0
All-Star Totals		.250	8	20	1	5	0	1	3	2	0	0	0	0

Career Highs, Game: **Runs-3, 29 times**, (latest Sep 29, '91 at Det); **Hits-3, 3 times**, all on road (8/22/82 at Tex, 9/3/83 at Min, 5/5/85 at Min); **HR-2, 10 times**, (latest Sep 29, '91 at Det); **RBI-7**, (Apr 13, '91 at Tex).

Hitting Streak: **17 twice** (Aug 23 thru Sep 10, '85 and Jun 5 thru 21, '86).

Grand Slams: **2** (See page 42).

FAMILY: For full particulars, see pages 144 & 211.

STREAK: Has played 1,573 consecutive games (all starts), 2nd in major league history to **Lou Gehrig's** 2,130, and has already played more consecutive games at any one position (1,546) than any other player in history.

This was the 9th straight season Cal has not missed a game ('83-'91)...He hasn't been out of the starting lineup since the 2nd game of a doubleheader on May 29, '82...See "Ironman" below for more details.

TALLEST: Is the tallest ever to play shortstop regularly in the majors...**Ray Busse** (Houston, '71-'74), and former Orioles **Enos Cabell** and **Jamie Quirk**, are among 7 others 6'4" tall who have played some shortstop.

1991 SEASON SUMMARY

Became the 2nd player in major league history to win a league Most Valuable Player, Major League Player of the Year (The Sporting News, AP and Baseball Digest), All-Star Game MVP and a Gold Glove in the same season. The only other player to accomplish the feat was Dodgers' shortstop **Maury Wills** in '62...Cal also won his 6th "Silver Slugger" Award given to the most productive offensive player at each position.

HISTORIC AL MOST VALUABLE PLAYER: Became the 1st player in American League history to win the MVP on a sub-.500 team and the 3rd player in major league history, joining a pair of Chicago Cubs, **Ernie Banks** ('58 and '59) and **Andre Dawson** ('87)...The Baseball Writers Association of America MVP Award has been awarded for 61 years, beginning in '31. Cal became the first mvp to play on a team with more than 85 losses...The O's were 67-95.

Cal, who also won the award in '83, became only the 20th player to win multi-mvp Awards, joining **Stan Musial**, **Joe DiMaggio**, **Ted Williams**, **Willie Mays**, **Mickey Mantle**, **Frank Robinson**, **Ernie Banks**, **Johnny Bench**, **Mike Schmidt**, **Yogi Berra**, **Roger Maris**, **Roy Campanella**, **Hank Greenberg**, **Jimmie Foxx**, **Hal Newhouser**, **Carl Hubbell**, **Joe Morgan**, **Dale Murphy** and **Robin Yount**. (For more information see "Previous Honors and Awards.")

Having won it in '83 and '91, Cal's span of 7 seasons between awards is the 2nd longest between MVPs in ML history. Only **Willie Mays**, who went 10 seasons ('54/'65) has gone longer between MVPs.

1991 AMERICAN LEAGUE MVP BALLOTING (TOP 10)

	1st	2nd	3rd	4th	5th	6th	7th	8th	9th	10th	TOTAL
CAL RIPKEN	15	8	4	-	-	-	1	-	-	-	318
CECIL FIELDER	9	12	6	-	4	4	1	2	-	2	286
FRANK THOMAS	1	4	5	5	4	3	3	1	2	1	145
JOSE CANSECO	-	-	3	8	5	3	-	3	4	1	136
JOE CARTER	1	2	2	2	2	4	-	-	-	-	128
ROBERTO ALOMAR	2	2	3	1	6	1	1	-	3	-	78
KIRBY PUCKETT	-	-	2	3	2	2	2	3	2	1	63
RUBEN SIERRA	-	-	-	3	1	2	3	3	2	1	62
KEN GRIFFEY JR	-	-	1	1	1	2	1	5	3	6	62
ROGER CLEMENS	-	-	1	2	1	4	1	1	1	-	57

GOLD GLOVE: Won his 1st Rawlings Gold Glove...Although Cal becomes the 1st Oriole to win a Gold Glove since **Eddie Murray** in 1984, it is the 49th won all-time by the Orioles, most by an American League club...He is only the 4th American Leaguer in the last 24 years to win the mvp and Gold Glove in the same year, joining **Fred Lynn** in '75, **Robin Yount** in '82 and **Don Mattingly** in '85.

ML PLAYER OF THE YEAR: Became the 1st to win The Sporting News' Major League Player of the Year while playing on a losing club. The award was initiated in 1936...He also won it in '83, and is the 20th player to win the ML Player of the Year more than once...Cal also won the Associated Press' ML Player of the Year and Baseball America's AL Player of the Year.

Here are some of Cal's many accomplishments during his remarkable, record-breaking year:

- Became the 4th shortstop in ML history to hit 30 or more homers, joining **Ernie Banks**, **Vern Stephens** and **Rico Petrocelli**.
- Finished 3rd in the AL in homers (34), most by a shortstop in 22 years (Boston's **Rico Petrocelli**, 40 in '69)...Most homers by an Oriole since **Ken Singleton** hit 35 in '79.
- Became only the 10th player in American League history to hit more than 30 homers and strike out less than 50 times...The others: **Don Mattingly** (1985-86); **Ted Williams** (1941-46-47-49-57) **Joe DiMaggio** (1937-38-40-48-50); **Lou Gehrig** (1932-33-34-36-37); **Earl Averill** (1931-32-34); **Hal Trosky** (1934); **Al Rosen** (1953); **Al Simmons** (1929-30) and **Ken Williams** (1922).
- Became the 1st righthanded hitter in the AL to hit more than 30 homers and strikeout less than 50 times since **Al Rosen** in '53.
- Became one of 8 players in ML history to hit 20 homers in his 1st 10 full seasons (See chart below).
- Became the 21st all-time to hit 20+ home runs in 10 straight seasons joining 16 Hall of Famers.

- Led the major leagues with 85 extra-base hits (tied club record) and became only the 9th American Leaguer in the past 50 years to get 85 or more extra-base hits...The others: **Robin Yount** (87 in 1982); **Reggie Jackson** (86 in 1969); **Hal McRae** (86 in 1977); **Jim Rice** (86 in 1978); **Don Mattingly** (86 in both 1985-86); **Frank Robinson** (85 in 1966); **Ted Williams** (85 in 1949) and **George Brett** (85 in '79).
- Led the major leagues with club record 368 total bases...Only 6 other American Leaguers have had as many total bases in the last 50 years. They are **Jim Rice** (406 in 1978 and 369 in 1979); **Don Mattingly** (388 in 1986 and 370 in 1985); **Mickey Mantle** (376 in 1956); **Tony Oliva** (374 in 1964); **George Bell** (369 in 1987) and **Ted Williams** (368 in 1949).
- Became one of only 5 in Orioles' history to hit .300, with 30+ homers and 100+ rbi joining **Jim Gentile**, **Frank Robinson**, **Boog Powell** and **Eddie Murray**.
- Hit a career-high .323, 2nd highest in club history behind **Ken Singleton's** .328 in 1977.
- Led the ML with career-high 73 multi-hit games (2-hit, 55; 3-hit, 15; 4-hit, 3).
- Led ML shortstops in total chances (807), assists (529) and putouts (267) and was 2nd in fielding percentage behind St. Louis' **Ozzie Smith** (.987 to .986).
- Led the majors in road batting average (.358, 335-120)...Only **Kirby Puckett** (.362 in 1987) and **Carney Lansford** (.360 in 1989) have hit higher in the AL in the last 5 years.
- Was 2nd in the majors in **hits** (210, one shy of tying his own club mark for hits in a season, 211 in 1983), **doubles** (46, one shy of tying his own club record, 47 in 1983) and **slugging percentage** (.566, 47 points higher than his previous high, .519 in 1983).

BATTING: Led the Orioles in 14 offensive categories, virtually everything except triples, sac bunts and stolen bases...Was the only player in the AL to finish in the top 10 in hits, homers, average and rbi.

His average dipped below .320 only 3 days after the 2nd day of the season...Led the league in batting for 47 of 48 days, June 4-July 21.

Began torrid hitting from day one when he batted a career-high .380 in spring training...Hit .338 in April, while teammates managed just .216...On Apr 13 at Texas he drove in a career-high 7 runs while going 4-for-5 with 2 hrs and a triple.

Led the AL with a .371 average in June...His overall average reached as high as .362 on June 5, highest mark ever by an Oriole that late in the season...Reached 100 hits on June 28, earliest in club history...Scored a run in 10 straight games, June 22-July 1, one shy of club record held by **Frank Robinson**.

His .348 average at the all-star break was the highest ever by an Oriole and made him the 1st shortstop to lead either the AL or NL in hitting at the break since Cleveland's **Lou Boudreau** in 1948.

Suffered his only prolonged slump from July 13 thru Aug 5 when he batted .216 (88-19) over 22 games...Rebounded to hit .354 (99-35) the rest of August and .349 (106-37) in September when he was named AL Player of the Month (See "September" below).

Included in September was a span of 17 games between Sep 12-30, when he had 13 multi-hit games and batted .426 (68-29) to raise his average from .318 to .330...In 4 games, Sep 26-29 vs. Boston and Detroit, he went 10-for-18 with 3 homers and 13 rbi.

Finished with career-high 114 rbi, only one other Oriole has driven in more in the last 21 years (**Eddie Murray**, 124 in 1985 and 116 in 1980).

Reached safely on errors a club-high 17 times...Batted .315 (149-47) with men in scoring position, 111 points higher than in 1990 (.204)...Was 2nd on the club behind **Dwight Evans** (.354).

Batted .297 (229-68) on counts when he had 2 strikes, 2nd highest in the AL behind Milwaukee's **Willie Randolph** (.322)

Hit .370 (165-61) in the six AL East road parks including .469 (32-15) at Tiger Stadium...Batted over .300 in all but 3 AL parks (failed to do it in NY, .290; Chi-.261; and Oak-.174)...See below "Lifetime Batting in AL Parks."

RIPKEN BY MONTH

1991 SEASON					LIFETIME					
AVG.	AB	H	HR	RBI	MONTH	AVG.	AB	H	HR	RBI
.338	68	23	5	20	April	.277	775	215	34	134
.349	106	37	7	15	May	.275	1020	280	47	155
.371	116	43	5	16	June	.294	1068	314	34	147
.245	110	27	5	15	July	.292	1048	306	49	173
.330	115	38	4	21	August	.271	1175	319	45	168
.311	135	42	8	27	Sep-Oct	.271	1219	328	50	165

SEPTEMBER: Was AL Player of the Month in September (.349, hr-8, rbi-27). Had batted a collective .209 in his previous 3 Septembers: 1988 (.216); 1989 (.198) and 1990 (.215)...Also shared AL Player of the Week, Sep 23-30, with **Rickey Henderson** when he batted .467, 30-14, hr-3, rbi-13).

AMONG SHORTSTOPS: Outhomered the opposing shortstops 34-2, had almost twice as many rbi (114 to 58) and made half as many errors (22 to 11).

On Sep 18 when he homered at Fenway off Boston's **Mike Gardiner**, he became the 4th shortstop in ML history to hit 30 or more homers, joining **Ernie Banks**, **Vern Stephens** and **Rico Petrocelli**.

Only one shortstop in major league history—**Robin Yount** with 87 in '82—has had more than Cal's 85 extra-base hits in a season.

Became only the 2nd shortstop in major league history to hit .300+ with 30+ homers and 100+ rbi...The only previous shortstop to accomplish that feat was **Ernie Banks** and he did it twice: in 1958 and 1959.

His career-high 114 rbi were the most by a ML shortstop since **Yount** also had 114 in 1982....Cal led all major league shortstops in rbi and home runs...He has been the big league leader at his position in homers 8 times in the last 9 years (exception: **Alan Trammell** '87), and in rbi 7 of the last 9 years (exceptions: **Trammell** '87 & '90).

CAL VS OTHER AL SHORTSTOPS — '91

	AVG.	AB	H	2B	3B	HR	RBI	XBH	E	FLD. AVG.
C. RIPKEN	.323	650	210	46	5	34	114	85	11	.986
AVG OTHER AL SS *	.249	553	138	22	3	5	54	30	23	.970

* Average of all other American League shortstops

.300, 30 HRS, 100 RBI: Was one of only 3 in the majors to hit .300 with 30+ homers and 100+ rbi (**Frank Thomas** and **Danny Tartabull** were the others)...Only 9 other active righthanded hitters have done it.

ALL-STAR MVP: Became the 4th Oriole to win the All-Star Game mvp award when on July 9 at Toronto's SkyDome he went 2-for-3 with a single off '91 Cy Young Award winner **Tom Glavine** and a 3-run homer off former teammate **Dennis Martinez** to lead the AL to a 4-2 win...Other Orioles who have been All-Star Game mvp are: **Billy O'Dell** ('58), **Brooks** ('66) and **Frank** ('71)...Cal became only the 3rd AL shortstop to hit an All-Star Game home run, joining **Dick McAuliffe** ('65) and **Lou Boudreau** ('42).

In the home run hitting contest the day before the All-Star Game, Cal hit an incredible 12 home runs at the SkyDome in 22 swings to lead the AL to a 20-7 pasting of the NL. (See also "All-Star Games").

THE LAST OUT: Was the last player to bat in Memorial Stadium history when he bounced into a 5-4-3 double play off Detroit's **Frank Tanana** at 5:07 p.m. on Oct 6, 1991.

ORIOLES TRIPS TO JAPAN, '71 & '84

The Orioles have made 2 trips to Japan, both sponsored by the *Yomiuri Shimbun*, Japan's largest newspaper and owner of the Tokyo Giants.

In '71, the O's were 12-2-4 on a 31-day tour all over Japan, including an 8-0 record with 3 ties head to head against the Giants who had just captured their 7th straight Japan championship, led by 2 of the country's all-time players, **Sadaharu Oh** and **Shigeo Nagashima**. The O's left on that month-long junket just 3 days after losing a 7-game World Series to the Pirates.

The Birds earned the '84 trip by beating the Phillies in the '83 World Series. Despite a 5th place '84 finish, the O's went 4-1 in the first 5 games, all against the Japan Champion Hiroshima Toyo Carp, and 4-1 as well against the sponsoring Tokyo Yomiuri Giants. Overall on that trip the O's were 8-5-1, having gone 0-3-1 against Japanese All-Star teams.

In the fall of '86, **Cal Ripken Jr** represented the Orioles on a team of major league all-stars that went 5-1 vs an all-star aggregation from the Japanese Central and Pacific Leagues. Cal led the major leaguers in batting with a .500 average (14-7) while platooning at shortstop with **Ozzie Smith** of the Cardinals.

Glenn Davis has gone to Japan twice on major league all-star trips, once with Cal in '86 and again in '90.

IRONMAN

CONSECUTIVE GAMES: The 1,573-game streak (all starts) began May 31 '82, the day after **Floyd Rayford** started in his place at 3rd base in the 2nd game of a doubleheader vs the Blue Jays at Baltimore. The next closest active streak belongs to Toronto's **Joe Carter** (505)...During the consecutive games streak, the Orioles have played 14,301 innings and Cal played in 14,199 of them (99.3 percent). He has left a game early 34 times (15 times in '91). As a comparison, when **Lou Gehrig's** streak had reached this point, he had not played a full game 48 times.

TOP 10 CONSECUTIVE GAME STREAKS ALL-TIME

1—2,130 Lou Gehrig	6—1,103 Joe Sewell
2—1,573 Cal Ripken	7— 895 Stan Musial
3—1,307 Everett Scott	8— 829 Eddie Yost
4—1,207 Steve Garvey	9— 822 Gus Suhr
5—1,117 Billy Williams	10—798 Nellie Fox

MOST AT ONE POSITION: For the 1st month of the streak, Cal was primarily a 3rd baseman...The 1st 27 games of the streak were at 3b...He made his last start there on June 30, '82.

Beginning July 1, '82, Cal has played 1,546 consecutive games at short, more than anyone has ever played at a single position...**Lou Gehrig's** longest streak at 1b was 885 straight games.

Everett Scott, also a shortstop who played most of his big league career ('14-'26) with the Red Sox and Yankees, held the previous record for most consecutive games at one position (1,307)...Scott, incidentally, played 108 games for **Jack Dunn's** International League O's, and batted .335 with 11 home runs in '27...Note that Scott's streak, surpassed by Cal in '90, remains the 3rd longest all-time regardless of position.

While Cal has been starting at shortstop, the other 25 major league clubs have used a combined total of 371 starting shortstops. During his streak at shortstop, Cal has hit 251 home runs, driven in 904 and made 166 errors, while opposing shortstops have 56 homers and 568 rbi, while committing 238 errors.

LONGEST O'S STREAKS: The 3 longest streaks previous to Cal's in Orioles history were by **Brooks Robinson** (463), **Eddie Murray** (444) and **Billy Gardner** (361)...Cal, who has played in every Orioles game in each of the last 9 years, is one of 5 Orioles to have played every game in a season at least once: **Brooks** and **Murray**—4 times, **Gardner** and **Bobby Grich**, once each.

CONSECUTIVE INNINGS RECORD: His streak of 8,243 straight innings (spanning 904 games, '82-'87) is believed to be the longest of its kind in major league history. It began **June 5, '82** (6 days and 5 games after the start of his consecutive games string) at Minnesota. The day before (June 4), **Jim Dwyer** had pinch hit for him in the 9th inning, also at Minnesota...The 82 post-season innings he played in '83 are NOT included in these figures.

The innings streak ended **Sep 14, '87** in Toronto when he didn't take the field for the bottom of the 8th in an 18-3 Toronto walkover (**Ron Washington** replaced him defensively)...That was the game in which the Jays hit a major league record 10 home runs.

Noted baseball researcher **L. Robert Davids** determined some years ago that the previous leaders in the consecutive innings category were a couple of former Red Sox who played in the Hub City during the early 1900s—**Buck Freeman** and **Candy LaChance**. Freeman, a 1st baseman, played every inning over some 534 games (7/28/01-6/5/05), and outfielder LaChance missed nary a canto over a span of 424 games (5/23/02 to 4/28/05).

Rip, whose innings streak covered some 5½ seasons, was the 1st to have played every inning for at least 2 straight years since **Rudy York** with the Tigers in '40-'41...In addition to Cal & **Freeman**, only one other major leaguer has played every inning for at least 3 years (not necessarily consecutive)...That was "**Marcus Hook**" **Mickey Vernon** in '42, '47 & '53 with those pesky Nats...The only other Oriole to play every inning in one season was **Eddie Murray** in '84 (including 3 games as dh).

MAJOR LEAGUE CAREER HIGHLIGHTS

AL LEADER THE LAST 10 YEARS: Is the AL leader in home runs, rbi and extra-base hits over the last 10 years while averaging 26 homers, 94 rbi and 63 extra-base hits.

SHORTSTOPS WITH 30-PLUS HOMERS	MOST EXTRA BASE HITS BY A SHORTSTOP IN ONE SEASON	MOST TOTAL BASES BY A SHORTSTOP IN ONE SEASON
Banks, Cubs 1958 47	Yount, Brewers 1982 87	Banks, Cubs 1958 379
Banks, Cubs 1959 45	C. RIPKEN, Orioles 1991 85	C. RIPKEN, Orioles 1991 368
Banks, Cubs 1955 44	Banks, Cubs 1957 83	Yount, Brewers 1982 367
Banks, Cubs 1957 43	Banks, Cubs 1955 82	Banks, Cubs 1955 355
Banks, Cubs 1960 41	Banks, Cubs 1958 81	Banks, Cubs 1959 351
Petrocelli, Red Sox 1969 40	Yount, Brewers 1980 81	Banks, Cubs 1957 344
Stephens, Red Sox 1949 39	Banks, Cubs 1960 80	C. RIPKEN, Orioles 1983 343
C. RIPKEN, Orioles 1991 34	Banks, Cubs 1959 76	Banks, Cubs 1960 331
Stephens, Red Sox 1950 30	Versalles, Twins 1965 76	Stephens, Red Sox 1949 329
	C. RIPKEN, Orioles 1983 76	Trammell, Tigers 1987 327

MAJOR LEAGUE LEADERS THE PAST 10 YEARS (1982-91)

HOME RUNS	RUNS BATTED IN	EXTRA BASE HITS
1. Murphy 304	1. Murray 993	1. RIPKEN 632
2. Strawberry 280	2. Murphy 954	2. Murphy 608
3. Murray 265	3. Dawson 948	3. Dawson 596
4. RIPKEN 259	4. RIPKEN 942	4. Murray 561
5. Dawson 257	5. Baines 900	5. Yount 555
		Brett 555

HOME RUNS: Of his 259 career home runs, 251 have been as a shortstop, most ever by an AL shortstop and 2nd in major league history behind **Ernie Banks'** all-time major league record of 293.

Is 4th all-time in O's history (see page 35 for club's all-time leaders) and needs 10 homers to become the top righthanded home run hitter in club history (trails **Brooks**, 268-259).

Hit 129 homers at Memorial Stadium, 4th in club history behind **Eddie Murray** (160), **Brooks** (138) and **Boog Powell** (133). Longest home run drought is 40 games, Apr 10-May 28 in 1989.

TWENTY OR MORE HOME RUNS THE FIRST 10 FULL SEASONS

Eddie Matthews 14 yrs ('52-'65)	Rocky Colavito 11 yrs ('56-'66)
Billy Williams 13 yrs ('51-'63)	Joe DiMaggio 10 yrs ('36-'42/'46-'48)
Reggie Jackson 13 yrs ('68-'80)	Ted Williams 10 yrs ('39-'42/'46-'51)
Frank Robinson 12 yrs ('56-'67)	Cal Ripken 10 yrs ('82-'91)

IN THE CLUTCH: After hitting .315 (149-47) with men in scoring position in '91, is now hitting .277 (1543-427) lifetime in that situation...Is 8-for-his-last-16 with the sacks full...In 4½ years prior to that (since the start of '86 thru July '90) he had gone 5-for-55 in bases loaded situations...Lifetime, he is batting .244 (130-23).

Cal, who drove in a club high 41 tying/lead runs in '91, has finished 1st (5 times) or 2nd (5 times to **Eddie Murray**) on the club in each of his 10 full seasons...His year-by-year totals: '82-36 (#2); '83-33 (#2); '84-25 (#2); '85-40 (#2); '86-33 (#1); '87-40 (#1); '88-26 (#2); '89-37 (#1); '90-39 (#1); '91-41 (#1)...Total: 350.

His 10 gwrbi (the now defunct statistic) also led the club in '91 and raised his career total to 124, 4th on the O's all-time list.

ORIOLES' TOP 10: He ranks among the top Orioles of all time in some 12 offensive categories...See "Orioles' Batting Leaders" page 35 for full details.

ALL-STAR GAMES: Started his 8th straight All-Star Game, becoming the 1st AL shortstop to start in an All-Star game 8 years (consecutive or not), surpassing **Joe Cronin** who started 7 years for the Red Sox and Senators (1933-34-35-37-38-39-41)...(**Luis Aparicio** started in 8, but it was only over 6 years (2 in 1959 and 2 in 1962)...**Ozzie Smith**, who has started the last 9 games, holds the NL record.

Cal became the 1st AL shortstop to make the all-star team 9 different years, surpassing **Aparicio** (8)...He is the only player to start for the AL the last 8 years.

Extended his Orioles club record for most consecutive all-star starts (**Brooks** is 2nd with 5, '64 thru '68, and still holds the Orioles' standard for most overall starts (10 years, 11 games—2 in '61.)

Cal has been the elected starter in 7 of his 8 starts ('84 thru '87,

'89-'91)...In '88, Cal finished 2nd in the voting to the Tigers' **Alan Trammell**, but started anyway when the Detroit star had to withdraw because of injury.

Has twice led the AL in votes. In '85 (1,398,901) and '86 (1,486,806), he was 2nd in '91 to Seattle's **Ken Griffey Jr.** (2,248,396 to 2,060,109).

ON THE ROAD: In '91, he led the majors with a .358 (335-120) road batting average...Has a .292 (3250-950) lifetime average on the road, 26 points higher than he hit at Memorial Stadium (.266, 3055-812)...He has hit better on the road than at home in 9 of his 10 full seasons

LIFETIME BATTING IN EACH AL PARK: Boston (.346, 254-88, hr-6, rbi-25)... California (.261, 238-62, hr-8, rbi-32)... Chicago, Old Comiskey (.301, 201-61, hr-10, rbi-35), New Comiskey (.261, 23-6, hr-1, rbi-8)... Cleveland (.269, 260-70, hr-12, rbi-36)... Detroit (.273, 260-71, hr-15, rbi-45)... KC (.270, 243-67, hr-9, rbi-30)... Milwaukee (.288, 267-77, hr-12, rbi-47)... Minnesota (.371, 240-89, hr-12, rbi-46)... New York (.275, 262-72, hr-7, rbi-27)... Oakland (.238, 261-62, hr-12, rbi-25)... **Seattle (.320, 250-80, hr-11, rbi-43), Texas (.317, 243-77, hr-6, rbi-36)**... Toronto, Exhibition Stadium (.272, 169-46, hr-5, rbi-21), SkyDome (.278, 79-22, hr-4, rbi-13).

ARTIFICIAL TURF: Batted .370 (100-37) on artificial turf in '91, (.315, 550-173, on the real stuff), and now has a career carpet average of .308 (981-303).

CYCLE: Opponents have hit for the cycle 5 times against the Orioles (see page 39), but only 2 O's have performed that trick in 38 seasons, **Brooks Robinson** and Cal...Rip did it in Texas May 6, '84...He homered off **Dave Tobik** in his final at bat to complete the job...He went 4-for-5 that day with 2 rbi...Brooks cycled at Chicago July 15, '60.

JAPAN TRIPS: Has a cumulative .353 average (68-24) on 2 trips to Japan...Accompanied the Orioles on a 14-game trip in '84 and batted .315 (54-17) with 4 homers and 9 rbi as the O's went 8-5-1...Two years later, in '86, he accompanied a U.S. Major League All-Star team that went 6-1 against an assortment of all-stars from Japan's Central and Pacific Leagues...Cal led that team in batting (.500, 14-7, 2b-2, hr-2, rbi-6) while splitting shortstop chores with the Cardinals' **Ozzie Smith**.

EJECTIONS: Has been ejected twice, both times in Baltimore: Sep 25, '87 by **Tim Welke** (vs Yankees) and Aug 7, '89 by **Drew Coble** (vs Minnesota)...In the latter case, he was thrown out in the 1st inning with an 1-2 count on him after the 1st 2 Orioles batters had been called out on strikes...**Brother Bill** has been tossed twice, both in '90, and Cal Sr has been ejected a family high 29 times (see Senior's biography).

GIDP: Bounced into 19 in '91 to boost his career total to 193, still a long way from the club record of 297 held by **Brooks Robinson**...Cal does, however, hold the club mark for one season, 32 in '85.

FIELDING

1991: Led AL shortstops in fielding percentage (.986) for the 2nd straight year; in putouts (267) for the 4th time; in assists (529) for the 6th time; total chances (807) for the 4th time and double plays (114) for the 5th time.

In '91, Cal made one error for every 73.4 chances...The remainder of the AL shortstops made one error every 33.6 chances...He was 4th in the majors in successful total chances per 9 innings (5.0) behind Cincinnati's **Barry Larkin** (5.2), Los Angeles' **Alfredo Griffin** (5.1) and Seattle's **Omar Vizquel** (5.1).

Cal made only one error in his last 67 road games...On May 24 vs NY he committed 2 errors in one game for the 1st time since June 14, '87.

On May 5 he made his 1st error of the season, snapping a string of 53 straight errorless games, the 2nd longest streak of his career (see below for details of his longest, a ML record 95 games)...He also has a 47-game skein, Aug 5 thru Sep 23, '89.

Made 5 throwing errors in '91, but had made only 3 in 356 games prior to '91...Despite the 5 errant throws in '91, he has made only a total of 8 in his last 1,603 throws for the record (i.e. he's had 1,595 assists and only 8 throwing errors in that span).

LAST THREE SEASONS: Over the last 3 years, Cal has put together some incredible fielding numbers...He's averaged one error every 104 chances

while the rest of the regular Major League shortstops have averaged one error every 35 chances...Cal has 22 errors during the last 3 years, the other regular shortstops have averaged 46.

Cal has 80 more successful total chances than any other ML shortstop (Ripken-2279, Ozzie Guillen-2199) and has 5 fewer errors (Ripken-22, Spike Owen 27).

The top fielding shortstops the past 3 seasons: Ripken (TC-2301, E-22, .990)...**Spike Owen** (TC-1768, E-27, .985)... **Tony Fernandez** (TC-2232, E-35, .984)...**Ozzie Smith** (TC-1959, E-37, .981)... **Alan Trammell** (TC-1683, E-32, .981).

CAL RIPKEN AT SHORTSTOP BY YEAR

Year	Pct.	G	PO	A	E	TC	TC-E	DP
1981	.946	12	11	24	2	37	35	5
1982	.972	94	155	289	13	457	444	47
1983	.970	*162	272	*534	25	*831	*806	*113
1984	.971	*162	*297	+583	26	*906	*880	*122
1985	.967	161	*286	474	26	786	760	*123
1986	.982	162	240	*482	13	735	722	105
1987	.973	*163	240	*480	20	740	720	103
1988	.973	*161	*284	480	21	785	761	119
1989	.990	*162	*276	*531	8	*815	807	*119
1990	+.996	*161	242	435	+3	680	677	94
1991	*.986	*162	*267	*529	11	*807	*796	*114
Totals	.978	1561	2570	4835	165	7579	7414	1064

* Led American League

+ American League Record

1990, AN ALL-TIME RECORD: Cal established 8 Major League fielding records in '90 including an all-time mark for highest fielding percentage and fewest errors by a shortstop, committing only 3 errors in 161 games (680 total chances) for a percentage of .996...Also set major league marks for consecutive errorless games (95) and consecutive chances without error (431).

After fumbling a ground ball on Apr 13 in the 3rd game of the season, Cal went 95 games and 431 chances before committing his 2nd miscue (ground ball muff also) 3½ months later, on July 28 (1st game) at K.C.

Cal broke the AL records of Detroit's **Eddie Brinkman** (72 consecutive errorless games and 331 straight errorless chances in '72)...He also shattered the ML marks of the NY Giants' **Buddy Kerr** (383 consecutive errorless chances in '46-'47) and the Mets' **Kevin Elster**, whose 88 games in a row without error in '88 and '89 were downgraded from a major league to an NL record.

ALL-TIME HIGHEST FIELDING PERCENTAGES BY SHORTSTOPS IN ML HISTORY

	PCT.	PO	A	TC	E
CAL RIPKEN, Orioles 1990	.996	242	435	680	3
Tony Fernandez, Toronto 1989	.992	260	475	741	6
Larry Bowa, Philadelphia 1979	.991	229	448	683	6
Ed Brinkman, Detroit 1972	.990	233	495	735	7
CAL RIPKEN, Orioles 1989	.990	276	531	815	8
Spike Owen, Montreal 1990	.989	216	340	562	6
Tony Fernandez, Toronto 1990	.989	297	480	786	9
Larry Bowa, Philadelphia 1972	.987	212	494	715	9
Ozzie Smith, St. Louis 1987	.987	245	516	771	10
Larry Bowa, Philadelphia 1971	.987	272	560	843	11
CAL RIPKEN, Orioles 1991	.9864	267	529	807	11
Larry Bowa, Philadelphia 1978	.9864	224	502	736	10

ASSISTS RECORD: In '84 he established an A.L. record with 583 assists, breaking **Roy Smalley's** '79 mark of 572. That year, he also led major league shortstops in total chances (906).

NET CHANCES: His 880 successful total chances (net chances, excluding errors) in '84 were the most by an AL shortstop since the Twins' **Leo Cardenas** handled the same number in '69.

The only major league shortstop to have handled more errorless chances in one season since World War II is the Cardinals' **Ozzie Smith** (909 in '80).

3B to SS: Played both 3rd and short after 1st coming up in August '81, but started '82 as O's regular 3rd baseman...In 77 games at 3rd ('81-6, '82-71),

he has a .970 percentage (tc-232, e-7). Played there the last time July 8, '82 at Seattle, after starting game at shortstop...Started for the last time at 3rd on June 30, '82 in Baltimore vs Cleveland.

Since moving permanently to shortstop in '82, Cal has played with 22 2nd basemen and 29 3rd baseman.

PREVIOUS HONORS AND AWARDS

MOST VALUABLE PLAYER: Is the 1st Oriole to ever win 2 AL BBWAA Most Valuable Player awards, 10th in AL history to win more than one...Is one of only 3 active players to have won more than one mvp, joining **Dale Murphy** ('82 and '83) and **Robin Yount** ('82 and '89).

In '89, Rip finished 3rd in the BBWAA balloting with 216 votes, behind Yount (256) and **Ruben Sierra** (228).

In '83, he shaded teammate **Eddie Murray**, 322 to 290, to win the award as Orioles finished 1-2 in balloting...That wasn't unprecedented, however. In '66, **Frank, Brooks** and **Boog** were 1-2- 3 (and **Luis Aparicio** was 9th)...Cal & Eddie were the only players listed on every '83 ballot.

Became the 1st to win "Rookie" and "MVP" honors in back-to-back years...**Fred Lynn**, of course, had done him one better in '75 by capturing both awards in the same year.

BART GIAMATTI "CARING AWARD": In '89, Cal was named the 1st winner of this prestigious new honor, created by the Baseball Alumni Team (BAT) in honor of the late Baseball Commissioner who died Sep. 1, '89.

At the time of the announcement, BAT Chairman **Ralph Branca** said, "Just as Bart Giamatti was a caring person, so is Cal Ripken Jr. Giamatti's devotion to baseball and education is mirrored in the things that Cal has done." Cal, who has been a major community contributor for many years, had earlier joined with his wife, **Kelly**, to pledge \$250,000 to create an adult learning center in Baltimore (see "Community" below).

The award was presented the following month in New York by Giamatti's successor as commissioner, **Fay Vincent**...The '90 winner was **Glenn Davis**, for his work with youngsters while playing for the Astros in Houston.

MOST VALUABLE ORIOLE: In '91, he won his 4th **Lou Hatter** Maryland Sports Boosters "mvo" award, 2nd outright ('90-'91). He was co-winner with **Eddie Murray** ('83 & '88); finished 2nd 3 times ('85, '86, '89) and 3rd 3 times ('82, '84, '87).

ROOKIE OF THE YEAR: In '82, he registered 132 points (5-3-1 system) to beat out Twins' **Kent Hrbek** (90 points), the only other player named on all ballots. **Wade Boggs** was 3rd (10 1/2 points). Rip polled 24 1sts, and 4 2nds while **Hrbek** received 4 1sts, 23 2nds and a 3rd.

Cal is one of 6 Orioles to have won BBWAA "Rookie" honors along with: **Ron Hansen** ('60), **Curt Blefary** ('63), **Al Bumbry** ('73), **Eddie Murray** ('77) and **Gregg Olson** ('89).

PLAYER OF THE YEAR: Is now a 2-time winner Major League Player of the Year award given by TSN, and AL Player of the Year by both Baseball America and The Sporting News.

OTHERS: Has been picked for each of the following All-Star teams 6 times each (all '83 thru '86, '89, '91): Major League All-Star team; TSN A.L. All-Star team and TSN/Hillerich & Bradsby "Silver Slugger" teams (given to most productive offensive players at every defensive position).

PREVIOUS HIGHLIGHTS BY YEAR

1990 SEASON: Hit for his lowest average for a full season in the AL and his 21 homers were the least he's hit in his 10 full campaigns...Still led the Orioles in 9 offensive categories including runs (78), hits (150), doubles (28), triples (4), homers (21), rbi (84), walks (82), intentional walks (18), and game-tying or go-ahead rbi (39).

On June 13 after 59 games, Cal was dropped from #3 in the lineup to #6...Thru that date had been hitting only .209 (220-46) with 7 homers and 30 rbi. Over the rest of the season (102 games), he batted .274 (380-104) with 14 homers and 54 rbi.

This was the 4th time he's been victimized by a bad beginning. In '82 (his first full year) he was 7-for-60 (.117) in his first 18 games; in '88, Cal went

2-for-43 (.047) in his first 12 games; and in '89, he was 4-for-36 (.111) after 9 games.

Created an all-time standard for consistency at shortstop by committing only 3 errors in 161 games (681 total chances) for a percentage of .996. Also crafted streaks of 95 errorless games and 431 errorless chances, both all-time marks for a shortstop...See "Fielding" above.

On June 12, Cal played his 1,308th consecutive game and moved into 2nd place on the all-time list ahead of **Everett Scott** (Yankees-Red Sox, '18-'25).

1989 SEASON: Was named the "smartest player" in the AL in a Toronto SUN survey of managers, and finished 2nd in the **Lou Hatter** mvo vote to **Greg Olson**...He was last at or above .300 (.301) on June 5 (216-65), then batted .235 (430-101) the rest of the way...Went 40 games without a home run from Apr 10 (**Frank Viola**) until May 29 (**Nolan Ryan**)...That was the longest homerless streak of his career.

Led the club in hits (166), doubles (30) and rbi (93) and was 2nd to **Mickey Tettleton** in homers (26 to 21)...Combined with **Brother Bill** for 7 hits (Cal-3 and Bill-4) on Aug 2, the night the O's came from a 6-0 deficit at Boston to win after losing 13 of their last 14 games.

According to **Al Kermisch**, the only brother combo to surpass that combined total was the **Waners** (**Paul** and **Lloyd**) who had 3 and 5 respectively for the Bucs on June 25, '32.

1988 SEASON: Shared "MVO" honors with **Eddie Murray** for the 2nd time. Ranked 3rd in the league with a career-high 102 walks (**Wade Boggs**-125, **Jack Clark**-113)...His hit total declined for the 5th straight year, and also had a career-low 49 extra-base hits.

Hit 7 homers in his first 17 games after agreeing to a 3-year contract on July 27...Was only 2-for-43 (.047) after the 1st 12 games of the season (thru Apr 17), including an 0-for-29, the longest hitless streak of his career...Starting Apr 19, however, he launched one of his hottest streaks...Hit safely in 16 of the next 17 games, and batted .527 (55-29) while raising his average from .047 to .316 on May 8.

1987 SEASON: Became the 1st Oriole other than **Murray** to lead the club in rbi during the 80s...**Ken Singleton** was the last, in '79...Led club with 40 tying/lead runs driven in and batted .295 (149-44) with runners in scoring position despite a .252 average overall.

Was batting .326 (144-47) thru May 16 with 8 homers and 34 rbi in 36 games, but hit only .229 (480-110) the rest of the way with 16 homers and 64 rbi in his last 126 games...During 6-game stretch from Apr 29 thru May 6, Cal went 9-for-25, and all 9 hits were for extra bases (2b-4, 3b-1, hr-4).

1986 SEASON: Tied for league lead with **Don Mattingly** in gwrbi with 15...Led AL shortstops for 4th straight year in homers, rbi, runs and slugging (.461)...Was 2nd in fielding percentage to **Tony Fernandez** at shortstop, .982 to .983.

Was 1st other than **Murray** to lead club in homers (25) since **Singleton** in '79...Eddie had led 6 straight years...Led club in runs, hits, doubles, homers, total bases (289) and in tying/go-ahead runs driven in (33), yet finished 2nd to Murray in the "mvo" vote.

1985 SEASON: Was 2nd to **Rickey Henderson** in runs scored (146 to 116)...It was 3rd straight year he'd scored over 100 runs...Hit .282 overall, but had a .321 (165-53) average with men in scoring position...Was 1st or 2nd on the club in 12 offensive categories, and tied Murray in gwrbi (15)...Finished 2nd to Eddie in "mvo" vote.

1984 SEASON: Batted over .300 for 2nd straight year...Set AL record for assists by a shortstop (583)...Went as long as 3 games without a hit only once...Batted .311 (148-46) with runners in scoring position to lead club...Hit .355 (242-86) over 60 games from June 27 thru Sep 1.

From Sep 1, '83 thru May 9, '84, Cal hit .372 (258-96) with 16 homers and 41 rbi over 63 games...Led Major League shortstops in chances with 906 and net chances (880), most in AL since **Leo Cardenas** in '69.

1983 SEASON: Was AL mvp and TSN Player of the Year, and shared MVO laurels with Murray...Played on AL's 1st winning All-Star team since '71, and also played on the winning team in both the ALCS & World Series.

Led majors in hits with a club record 211 and doubles (47); was 2nd with 76 extra-base hits to the Expos" **Andre Dawson** (78), and, with 343 total

bases, was runner-up to major league leader **Jim Rice** (344)...Cal led the AL with 121 runs, just one off **Frank Robinson's** club record set in '66. His .318 average was 3rd highest in club history behind **Ken Singleton's** .320 in '77 and **Bob Nieman's** .322 in '56.

Stretch Run: During 44 games from Aug 13 thru Sep 25, a period in which the O's went 34-10 to win the Eastern Division Championship, Cal hit .391 (192-75) with 14 doubles, 9 homers, 30 rbi and 40 runs scored.

Post-Season: Batted a combined .273 (33-9) in 9 post-season games...Drove in O's only run in 9th inning of ALCS #1, won by **LaMarr Hoyt**, 2-1...Made final putout of WS when he caught **Garry Maddox's** line drive in bottom of 9th, Game #5.

1982 SEASON: Led all major league rookies in doubles, homers, rbi, total bases (284), gwrbi (11, tied with **Von Hayes**), games (160), at bats (663, led AL) and runs.

Missed only 3 games all year, none after May 29th (his games streak began the following day)...Played 44 straight errorless games at 3rd base from Apr 24 thru June 14...Stole his 1st big league base the hard way, stealing home on the front end of a double steal with **Lenn Sakata** off the Rangers' **Jon Matlack** on May 31 in Baltimore.

Slow Start: After a glittering opening day on which he went 3-for-5 with his 1st big league double, homer (off KC's **Dennis Leonard**) and rbi, he plunged into a deep slump (55-4)...He was batting only .117 (60-7) on May 1 after 18 games...His career big league average over 2 seasons was at that point .121 (99-12) in 41 games.

Start of Something Big: The next day, May 2, he picked up a pair of scratch hits, and was beamed by fellow rookie **Mike Moore**...He missed only one game after the beaming, however, and batted .281 (538-151) from May 2 to the end of the season.

1981 SEASON: Recalled from Rochester Aug 8 right after the major league player strike was settled...Made big league debut as pinch runner Aug 10 for **Singleton** in Baltimore against the Royals...His 1st hit was a single off Chicago's **Dennis Lamp** on Aug 16, also at Memorial Stadium.

Played in 12 games at short (9 starts) and 6 at 3rd...After Sep 11, he didn't make a plate appearance, and appeared in only 2 games.

Rochester: Despite his early recall from Rochester, he was voted "Rookie of the Year" in the International League, and was named to the loop's All-Star team at 3rd base...In survey of IL's managers and coaches, Rip was picked as top major league prospect in the league (**Von Hayes** was 2nd)...Played in 85 games at 3rd for Red Wings and 35 at shortstop (primarily when **Bob Bonner** was injured).

Winter Ball: Led Puerto Rican League in rbi (49) after '81 season, and was "mvp" on the Caguas club, managed by then-Orioles' pitching coach **Ray Miller**.

MINORS, '78-'80: Was Southern League's All-Star 3rd baseman in '80 and tied for league lead in games...One of 2 Charlotte players that year to break club's home run record...Rip had 25 and **Drungo Hazewood** had 28...Cal had homered only 8 times in his 2 previous pro seasons combined...He also led S.L. 3rd basemen in fielding (.933, tc-415, e-28).

Helped Caguas win Puerto Rican title after the '80 season (the 1st of his 2 seasons in Caribbean winter ball).

In '79 he was picked as shortstop on Topps' Class A All-Star team, though he played more games at 3rd (58) than at shortstop (52)...Led Florida State in doubles that year.

Was signed by the late **Dick Bowie** in '78, and played mostly shortstop that summer in Bluefield...Played in Florida Instructional League after both '78 and '79 seasons.

AMATEUR BACKGROUND: Pitched and played short at Aberdeen (MD) High (graduated '78)...Was 7-2 with an 0.70 era as a senior with 100 strikeouts in 60 innings...He also won Harford County bat title (.492) and had 29 rbi in 20 games...Pitched a 2-hitter and fanned 17 to win '78 Maryland Class A baseball championship game.

Was voted American Amateur Baseball Congress (AABC) "Graduate of the Year" in '86, an honor won previously by **Eddie Murray** ('84) and many other prominent major leaguers.

Also earned 2 letters in soccer...Was team captain and both an all-county and all-metro selection...Played Little League, Babe Ruth and Mickey

Mantle League baseball...Led Putty Hill, MD team to Mickey Mantle World Series in Sherman, TX (lost in a best-of-3 competition).

IN THE COMMUNITY: Cal supports the community actively and in a variety of ways...See "**Bart Giamatti Caring Award**" under "Major Honors and Awards" above.

In '89, he and wife, **Kelly**, contributed \$250,000 to the City of Baltimore to establish an adult literacy program facility...It opened at 2435 North Calvert Street in July, '90...The **Cal Ripken Jr. Learning Center** annually serves 240 students within the City...The program fits nicely into Mayor **Kurt Schmoke's** "The City that Reads" campaign.

Winterfest '91: The Ripkens continually provide funding for the Learning Center. Last November, Cal and **Kelly** hosted a Winterfest for Literacy, a baseball memorabilia show in Baltimore featuring a number of past and present major leaguers including **Kirby Puckett**, **Eddie Murray**, **Glenn Davis**, **Gregg Olson**, brother **Bill** and **Cal, Sr.**, which raised more than \$200,000 for the Learning Center.

This past season, the Reading, Runs and Ripken Program, in conjunction with Baltimore Reads, Inc., helped raise more than \$100,000 for literacy programs in Baltimore via donations based on the number of home runs Cal hit during the season.

Cal is also active on behalf of the University of Maryland Hospital's Shock Trauma Center, the Johns Hopkins Hospital's Children's Center, and the Harford Center, a day-care facility for retarded citizens. The Ripkens also have given a substantial donation to the Baltimore School for the Performing Arts.

He continues to donate tickets for every Orioles' home game to "Because We Care," a program he and **Eddie Murray** initiated several years ago.

In prior years, he has supported the Harford County Humane Society; has served as honorary chairman of the American Lung Association's anti-smoking drive; The Christmas Seal and March of Dimes campaigns, and the United Way Softball Marathon.

He has been the regional spokesman for the Middle Atlantic Milk Marketing Association, and Carefirst.

PERSONAL: Cal and the former **Kelly Geer** were married Nov 13, '87...Kelly, from Cockeysville, MD is a graduate of Dulaney High School and the University of Maryland...The Ripkens have a daughter, **Rachel Marie**, born Nov 22, '89.

DAVID VINCENT SEGUI 21

Born: July 19, 1966

Height: 6'1"; **Weight:** 200

Bats: L-R; **Throws:** L

Position: First Base/Outfield.

Birthplace/Residence: Born and still resides in Kansas City, KS.

Contract Status: Signed thru '92.

Tenure: 1 year, 39 days.

Signed Originally with: Orioles. Signed by Ray Crone.



YEAR	CLUB	AVG.	G	AB	R	H	2B	3B	RHR	RBI	BB	SO	SB	CS	HP
1988	Hagerstown-1	.268	60	190	35	51	12	4	3	31	22	23	0	0	3
1989	Frederick	.317	83	284	43	90	19	0	10	50	41	32	2	1	4
	Hagerstown	.324	44	173	22	58	14	1	1	26	16	16	0	0	2
1990	Rochester	.336	86	307	55	103	28	0	2	51	45	28	5	4	0
	Baltimore	.244	40	123	14	30	7	0	2	15	11	15	0	0	1
1991	Rochester	.271	28	96	9	26	2	0	1	10	15	6	1	1	1
	Baltimore	.278	86	212	15	59	7	0	2	22	12	19	1	1	0
Pro Totals		.301	427	1,385	193	417	89	5	21	205	162	139	9	7	11
ML Totals		.266	126	335	29	89	14	0	4	37	23	34	1	1	1

1-Selected by Orioles in June '87 draft (18th round).

Career Highs, Game: Runs-2, twice (May 30, '91 at Bos and Aug 13 [1], '91 vs. Tex); **Hits-3, twice**, (June 1, '91 at Bos and Oct 4, '91 vs. Det); **Home**

Runs-1, 4 times, (latest, July 1, '91 vs. Det); **RBI-4**, (May 18, '90 vs Tex)
Hitting Streak: 6, (May 25 thru June 5, '91).
Grand Slams: None.

1991 SEASON SUMMARY

ROCHESTER: Appeared in 28 games, 20 at 1st base, the rest in the outfield...Did not make an error...Had a trio of 3-hit games...Fanned only 6 times in 114 plate appearances.

ORIOLES: Set personal ML highs with 3 hits in a game, twice (June 1 at Boston and Oct 4 vs. Detroit) and with hits in 6 consecutive games (258-360), May 25-June 5...Made his 1st ML appearance in the outfield, May 28 at Detroit (his 1st ML start in the outfield came 2 days later at Tiger Stadium).

Played 33 games in the outfield, 28 in leftfield and 5 in rightfield...Batted .300 in June (70-21)...Homered twice, June 5 off **Rick Aguilera** at Minnesota and July 1 vs. Detroit's **John Cerutti**...Had no extra-base hits in his final 35 games after doubling July 14 at Oakland...Closed the year by going 5-for-7 in his last 3 games.

CLUTCH HITS: Had a pair of "sudden-death" hits...Beat Minnesota, Aug 23 and Cleveland, Sep 13 with 9th-inning singles.

.300 HITTER: Batted .337 as a lefthander (98-33) and .313 on the road (96-30)...Hit .300 against 6 AL teams; California (.333), Cleveland (.333), Minnesota (.370), New York (.300), Oakland (.444) and Texas (.429).

In his career, he has averaged .389 vs. California (18-7); .308 vs. Cleveland (26-8); .343 vs. Minnesota (35-12); .300 vs. New York (40-12); .357 vs. Texas (14-5) and .300 vs. Toronto (40-12).

1991 AND MAJOR LEAGUE CAREER

MISCELLANEOUS: Has .296 average (81-24) with runners in scoring position...Is 3-for-5 with 6 rbi with the bases loaded.

POSITIONS: Last year, played 42 games at 1st base and 33 in the outfield...In '90 with the O's, he played 1st base in 8 games and was a designated hitter in 4 games in May...His 28 games with the O's in Aug-Sep were all as a 1st baseman.

ALL IN THE FAMILY: His father, **Diego**, pitched in the majors from '62-'77 with Oakland, Kansas City, Washington, Seattle, St. Louis and Boston...Compiled a 92-111 career record in 639 games (era-3.81). Won the American League earned run average title in '70 with a 2.56 era while at Oakland...Diego had a 5-11 career vs the O's...He started the decisive 3rd game of the '71 ALCS for **Dick Williams'** A's against the O's, losing to **Jim Palmer**...Is currently a minor league pitching coach for the Giants.

PREVIOUS CAREER HIGHLIGHTS

1990: Was named 2nd best prospect in the International League by **Baseball America**...Was called up twice to Baltimore, and both times was leading the IL in batting.

Big League Debut: Joined the O's in Anaheim May 8 after batting .349 (86-30) for the Wings, and made his debut that night as a starter. Bounced into 2 double plays, but also registered his 1st big league hit, a double off **Chuck Finley**.

Returned to Rochester May 29. When recalled the 2nd time, on Aug 17, was leading the IL with a .336 average (307-103).

Batted .300 (70-21) from Aug 27 and to Sep 30 (his final game) despite missing 8 games with a strained right knee. Hit his 1st big league homer, a 2-run shot, off **Tom Henke** at Tor on Sep 16. Two days later he cracked a game-winning 3-run blast off Boston's **Tom Bolton** in the 7th inning of a 4-1 win.

Rochester: Named to mid-season and season-ending IL all-star teams. Missed qualifying for batting title by 37 plate appearances. His .996 percentage at 1st base was tops in the league...Was 3rd with 28 doubles...Had 12 and 10 game hitting streaks.

1989: Named the Orioles' "Minor League Player of the Year" by club officials in the O's player development department...Was tied for the Carolina League (A) lead in batting (.317) when promoted to Hagerstown (AA) on July 17...Didn't have enough plate appearances to qualify for the batting title in either league.

Batted .329 (280-92) after June 4...Had a trio of 4-hit games and one 5 rbi game, Apr 16 vs Lynchburg.

WINTER BALL: Finished 2nd in batting in the Dominican League in the '89-'90 winter season with a .333 average (147-49)...Was also 2nd in doubles (10)...Named the league's all-star 1st baseman by the Dominican baseball writers.

AMATEUR CAREER: Graduated Bishop Ward High School (Kansas City, KS) in '84, where he was all-state as a junior and senior...Attended Kansas City Community College and Louisiana Tech.

PERSONAL: He and his wife, Kristin, have a son, Cory David (12/20/91).

DARRELL EDWARD SHERMAN 38

Born: Dec. 4, 1967

Height: 5'9"; **Weight:** 160

Bats, L; Throws, L

Position: Outfield


Birthplace/Residence: Born in Los Angeles, CA

...Resides in Lynwood, CA.

Contract Status: Signed thru '92.

Tenure: None.

Signed Originally With: San Diego. Signed by Damon Oppenheimer.



YEAR	CLUB	AVG	G	AB	R	H	2B	3B	HR	RBI	BB	SO	SB	CS	HP
1989	Spokane	.318	70	260	70	82	13	1	0	29	58	29	58	7	13
1990	Riverside	.290	131	483	97	140	10	4	0	35	89	51	74	26	12
	Las Vegas	.000	4	12	1	0	0	0	0	1	1	2	1	0	0
1991	Wichita	.295	131	502	93	148	17	3	3	48	74	28	43	21	9
Pro Totals		.294	.295	1257	211	370	40	8	3	113	222	110	176	54	34

1-Acquired by Orioles from the San Diego Padres in the major league draft (\$50,000) on 12/9/91.

1991 SEASON SUMMARY

Was the toughest player to strike out in all of Class AA and AAA, fanning only once every 21.1 at bats for AA Wichita...Reached via hit or walk in all but 12 of 126 starts, including 49 of his first 51 starts. Played centerfield exclusively. Hit safely in 68 of 87 games from May 30 thru the end of the season and batted .311 (341-107)...Had a 5-hit game July 2 vs. Midland.

Had gone 1,189 at bats without hitting a pro homer, then hit one on Aug 17 vs. El Paso...Hit another the next day and his 3rd 3 days later. His 48 steals were a career-low...Has averaged 58 steals per season as a pro.

1990: Was 2nd in the California League with 74 steals; 3rd in runs (97) and 5th in walks (89)...Named to all-star team.

1989: His 58 steals were 5th most in the history of the Class A Northwest League...Also led the league in on-base percentage (.459) and was 5th in batting.

AMATEUR CAREER: Stole 39 bases in 43 tries at Long Beach State in '89...That year Long Beach went 50-15 and earned a berth in the NCAA World Series, an unbelievable turnaround from the previous season when the team went 14-45.

In '87 and '88, he attended Cerritos Junior College where his teammates included Atlanta's **Brian Hunter** and Montreal's **Bret Barbarie**...Spent the off-season working out with both players in California...Attended Lynwood High School where he played baseball, basketball and football. Was all-San Gabriel Valley in baseball.

RICHARD (RICK) LEE SUTCLIFFE 40

Born: June 21, 1956

Height: 6'7"; **Weight:** 215

Bats, L; Throws, R

Position: Pitcher

Birthplace/Residence: Born in Independence, MO. . . Resides in Lee's Summit, MO.

Contract Status: Signed thru '92.

Tenure: 13 years, 42 days.

Signed Originally With: Los Angeles. Signed by Jerry Cunningham.



YEAR	CLUB	W-L	ERA	G	GS	CG	SHO	SV	IP	H	R	ER	BB	SO
1974	Bellingham-1	10-3	3.32	17	14	7	+2	1	95.0	79	42	35	48	89
1975	Bakersfield	8-16	4.15	28	28	10	0	0	193.0	214	115	89	68	91
1976	Waterbury	10-11	3.18	30	26	8	0	0	187.0	187	90	66	45	121
	Los Angeles	0-0	0.00	1	1	0	0	0	5.0	2	0	0	1	3
1977	Albuquerque	3-10	6.43	17	16	1	0	5	77.0	96	67	55	63	48
1978	Albuquerque	12-6	4.45	30	27	6	0	0	184.0	179	101	91	92	98
	Los Angeles	0-0	0.00	2	0	0	0	0	2.0	2	0	0	1	1
1979	Los Angeles	17-10	3.46	39	30	5	1	0	242.0	217	104	93	97	117
1980	Los Angeles	3-9	5.56	42	10	1	1	5	110.0	122	73	68	55	59
1981	Los Angeles	2-2	4.02	14	6	0	0	0	47.0	41	24	21	20	16
1982	Cleveland-2	14-8	2.96	34	27	6	1	1	216.0	174	81	71	98	142
1983	Cleveland	17-11	4.29	36	35	10	2	0	243.1	251	131	116	102	160
1984	Cleveland	4-5	5.15	15	15	2	0	0	94.1	111	60	54	46	58
	Cubs-3	16-1	2.69	20	20	7	3	0	150.1	123	53	45	39	153
1985	Cubs	8-8	3.18	20	20	6	3	0	130.0	119	51	46	44	102
1986	Cubs	5-14	4.64	28	27	4	1	0	176.2	166	92	91	96	122
1987	Cubs	*18-10	3.68	34	34	6	1	0	237.1	223	106	97	108	174
1988	Cubs	13-14	3.86	32	32	12	2	0	226.0	232	97	97	70	144
1989	Cubs	16-11	3.66	35	34	5	1	0	229.0	202	98	93	69	153
1990	Iowa#	0-2	7.82	2	2	0	0	0	12.2	18	13	11	7	12
	Cubs	0-2	5.91	5	5	0	0	0	21.1	25	14	14	12	7
1991	Iowa	1-2	9.69	3	2	0	0	0	13	23	14	14	6	8
	Peoria	0-0	6.00	1	1	0	0	0	9	12	6	6	2	8
	Cubs-4	6-5	4.10	19	18	0	0	0	96.2	96	52	44	45	52
NL Totals		104-86	3.81	291	237	46	13	5	1673.1	1570	764	709	655	1194
AL Totals		35-24	3.92	85	77	18	3	1	553.2	536	272	241	246	361
ML Totals		139-110	3.84	376	314	64	16	6	2227.0	2106	1036	950	901	1454

#- Injured rehabilitation assignment.

* Led League + Tied for League Lead

1-Selected by Dodgers on 1st round (21st player chosen) in '74 June draft.

2-Traded to Cleveland with 2b Jack Perconte for of Jorge Orta, c Jack Fimple and p Larry White 12/9/81.

3-Traded to Cubs with c Ron Hassey and p George Frazier for of Mel Hall, of Joe Carter, p Don Schultze and p Dary Banks 12/14/84.

4-Signed by Orioles as a free agent on 12/19/91.

Low Hitters: 2-Hitters- 2, (Sep 24, '84 at Pitt. and May 11, '83 vs. KC),
3-Hitters- 4, (latest July 31, '89 at Phil.); **4-Hitters, 8,** (May 27, '89 vs. Cin.)

Longest Outing: 11 innings, (Sep 20, '88 vs. Mtl.)

Strikeout Highs: 15, (Sep 3, '84 at Phil.)

Walk High: 8, twice, (latest June 8, '82 at Det.)

Winning Streak: 16, (Jul 4, '84 thru Apr 14, '85).

Losing Streak: 8, (June 7 thru Sep 16, '86).

Pitches: Fastball, curve, slider, change.

1991 SEASON SUMMARY

Spent 67 of the season's first 119 days on the Cubs' disabled list with weakness in his right shoulder, but returned August 6 and went 4-1 with a 2.33 ERA (ip-58, er-15) the rest of the season... During a 4-start stretch, Aug 11-26, he allowed 4 earned runs and 19 hits in 29.1 innings (1.23).

Opened the season on the disabled list...Came back and was active from April 18 to June 8 (2-4, 6.75 in 9 games, 8 starts), but went back on the DL from June 9 thru Aug 5.

Won his first start of the season, a 3-2 decision at Pittsburgh on April 18...It was his first ML win since October 1, '89...Earned his 100th NL win May 10 in a 6-5 decision over Cincinnati.

Longest outing was 8.1 innings in no decision vs. Dodgers on Aug 31...Fanned a season-high 9 batters Aug 16 in a 9-1 win over Philadelphia...Righthanded hitters batted only .226 (146-33, hr-0).

1991 AND MAJOR LEAGUE CAREER

WINS: Ranks 15th among active pitchers with 139 wins, 10th among righthanders.

WINNING: His 35-24 (.593) lifetime mark in the AL was accomplished while he was with Cleveland, a team which was 40 games under .500 during his 3 years there ('82-'84)...His .593 lifetime winning percentage in the AL ranks 9th among active Major Leaguers with 50 or more AL decisions...Ranks just ahead of **Bret Saberhagen** (.585) and just behind **Erik Hanson** who had a .596 mark with Seattle.

LAST 10 YEARS: Despite getting only 23 starts and 6 wins combined over the last 2 years, he ranks 13th in wins in the Majors over the last 10 years with 117 victories (tied with **Mike Scott**, 8 behind **Nolan Ryan** and **Bruce Hurst**).

FAVORITE AL PARKS: Posted a 3-0 record (2.57, ip-28, h-21, er-8) in 4 games (all starts) Memorial Stadium...Had a no decision in his last start at Baltimore, May 2, '84...Was 4-1 at Oakland and 3-2 at Seattle.

VS. ORIOLES: Is 6-1 lifetime vs. the Orioles, his most wins against an AL opponent (2.69, ip-60.1, h-44, er-18)...Didn't allow an earned run in his 26 innings vs. the Orioles.

LIFETIME VS. NL: **Atl.** (1-8, 5.00, g-21)... **Chi.** (1-3, 3.25, g-10)... **Cin.** (13-4, 3.98, g-29)... **Hou.** (8-7, 3.71, g-23)... **LA** (6-4, 3.53, g-15)... **Mtl.** (14-6, 3.27 g-27)... **NY** (10-9, 4.22, g-24)... **Phi.** (12-6, 4.63, g-34)... **Pit.** (12-11, 3.62, g-31)... **SD** (10-8, 3.17, g-26)... **SF** (6-9, 3.75, g-22)... **Stl.** (11-11, 3.51, g-29).

SUTCLIFFE BY MONTH

1991							LIFETIME							
W-	L-	SHO	ERA	IP	ER	G	MONTH	W-	L-	SHO-	ERA	IP	ER	G
1-	2-	0	4.32	16.2	8	3	April	22-	19-	3	3.73	357.0	148	60
1-	2-	0	8.59	22.0	21	6	May	22-	18-	3	4.38	357.1	174	66
—	—	—	—	—	—	—	June	26-	22-	5	3.78	158	158	61
—	—	—	—	—	—	—	July	23-	17-	—	3.51	132	132	54
2-	0-	0	1.75	36.0	7	6	August	23-	15-	2	3.67	3.67	167	64
2-	1-	0	3.27	22.0	8	4	Sep-Oct	23-	19-	3	3.89	396.1	171	71

PREVIOUS CAREER HIGHLIGHTS

1990: Missed most of the season with shoulder problems...Opened the season on the 21-day disabled list with torn cartilage in the back of his right shoulder...Underwent arthroscopic surgery May 7...Made his first appearance of the season with the Cubs on Aug 29 at Houston, in a 1-loss.

1989: Opened the season with 4 straight wins, the best start of his career...Was the Cubs' Opening Day starter for the 5th straight year...Became the first Cub to win back-to-back Wrigley Field Openers since **Grove Cleveland Alexander** (1925-26).

Tied for 6th in the NL in wins (16), 4th in games started (34) and 10th in innings pitched (229).

1988: His 12 complete games were 4th in the NL and the most by a Cub since **Fergie Jenkins** in '72 (23)...Sutcliffe lost 6 of those complete games...In his July 29 victory at Philadelphia, he was credited with stealers home as part of a double-steal with **Mitch Webster**...The last Cubs' pitcher to steal home was **Jim "Hippo" Vaughn**, who accomplished the feat Aug 9, '19 in a 3-1 win over the Giants.

1987, A CLOSE 2ND FOR CY YOUNG: Led the NL in wins (18) and can within 2 points of winning the Cy Young Award...Philadelphia's **Steve Bedrosian** edged him, 57-55, in the smallest winning margin in the award history...Named The Sporting News' NL Pitcher of the Year and Comeback Player of the Year...Was the first Cub to lead the NL in wins since **Fergie Jenkins** in '71...Became the 13th pitcher to be selected to both NL and all-star squads.

1986: Received 3.26 runs per start, the lowest total in the NL...The Cub scored a total of 23 runs in his 14 losses.

1985: Was on the disabled list 3 times...Tore his left hamstring on May and went on the DL the next day...Came back sooner than expected and pitched well in first 5 of 7 starts before suffering a strained left abductor muscle, an injury directly related to the hamstring problem.

Returned July 23, but a week later went back on the DL with a right shoulder injury...Had his club record 16-game win streak snapped Apr 13 at Montreal in a 5-3 loss...Left the game in the 6th with a 3-1 lead and the bases loaded.

1984, UNANIMOUS CY YOUNG: Became the only pitcher in Major League history to win the Cy Young Award after pitching in both leagues during the award-winning season...Traded June 13 from Indians to Cubs...Was the 4th ever to win the award unanimously (**Sandy Koufax** in '63-'65-'66; **Bob Gibson** in '68; and **Steve Carlton** in '72-'77).

Went 16-1 (2.69) after joining the Cubs and won his last 14 regular season decisions... Was 20-6 overall, becoming the 4th pitcher since 1900 to win 20 games while pitching in both leagues.

On Sep 24 he 2-hit the Pirates in a 4-1 win to clinch the NL East title for the Cubs...Defeated the Padres 13-0 in the NLCS opener at Wrigley Field on Oct 2 and homered off **Eric Show**.

1983: Had 17 victories for a Cleveland team that won only 70 games...Was 10-3 (3.92) at the all-star break.

'82, ERA TITLE: Was the only AL starter with an ERA under 3.00...The only Indian to win the ERA title in the last 23 years (since **Luis Tiant** in '68).

NL ROOKIE OF THE YEAR, '79: Set Dodgers' record for most wins by a rookie in a season (17)...Named NL Rookie of the Year by the Baseball Writers Association of America, The Sporting News and The Baseball Bulletin...Hit his first ML homer off **Tom Seaver** on May 25, '79...Led the staff in wins (17) and innings (242), despite not making first start until May 3...**John Oates** was one of his catchers.

MINOR LEAGUE CAREER: Was the 21st player selected in the '74 free agent draft, just behind **Lance Parrish** and **Willie Wilson**...That year was named all league at Class A Bellingham...In '78, he and **Bob Welch** were a combined 18-7 to help lead AAA Albuquerque to Pacific Coast League championship.

AMATEUR CAREER: Graduated from Van Horn High School in Independence, MO, in '74...Earned all-state honors in baseball, football and basketball, and was All-America in football and baseball...Went 20-4 in his senior season.

ORIOLES SIGNING: Actually signed the contract with the Orioles in a beverage cooler at Oriole Park at Camden Yards on December 19...Earlier that day he purchased 50 season tickets to be given away to local charities.

PERSONAL: He and his wife, **Robin**, have one daughter, **Shelby** (4/8/83)...In '84, he founded the Sutcliffe Foundation, which contributes to numerous charities and social agencies...Selected as one of 10 Outstanding Young Americans in '87 by the United States Jaycees...Also that year named the winner of the **Roberto Clemente** Award, baseball's most prestigious off-the-field honor for humanitarian service.

JEFFERY WILSON TACKETT 41

Born: Dec. 1, 1965

Height: 6'2"; **Weight:** 206

Bats: R; **Throws:** R


Position: Catcher

Birthplace/Residence: Born in Fresno, CA... Resides in Camarillo, CA.

Contract Status: Signed thru '92.

Tenure: 32 days.

Signed Originally with: Orioles. Signed by Ed Crosby



MINIMUM MAJOR LEAGUE SALARY

The minimum major league salary for 1992 is \$109,000.

YEAR	CLUB	AVG.	G	AB	R	H	2B	3B	HR	RBI	BB	SO	SB	CS	HP
1984	Bluefield-1	.163	34	98	9	16	2	0	0	12	23	28	1	1	0
1985	Daytona Beach	.194	40	103	8	20	5	2	0	10	13	16	1	3	1
	Newark	.209	62	187	21	39	6	0	0	22	22	33	2	2	2
1986	Hagerstown	.285	83	246	53	70	15	1	0	21	36	36	16	5	5
1987	Charlotte	.224	61	205	18	46	6	1	0	13	12	34	5	5	2
1988	Charlotte	.206	81	272	24	56	9	0	0	18	42	46	6	4	2
1989	Rochester	.181	67	199	13	36	3	1	2	17	19	45	3	1	1
1990	Rochester	.239	108	306	37	73	8	3	4	33	47	50	4	8	7
1991	Rochester	.236	126	433	64	102	18	2	6	50	54	59	3	3	2
	Baltimore	.125	6	8	1	1	0	0	0	0	2	2	0	0	0
Pro Totals		.223	668	2057	248	459	72	10	12	196	270	349	41	32	22

1-Selected by Orioles in June '84 free agent draft (2nd round).

1991 SEASON SUMMARY

ROCHESTER: Voted team mvp by media; most popular Red Wing by the fans and named by Baseball America as Best Defensive Catcher in the International League...Was 2nd among IL catchers with a .993 fielding average...Was 2nd among catchers in the O's organization with 102 hits and 50 rbi...Set career highs in games, at bats, runs, hits doubles, home runs, walks and strikeouts...Walked 5 times in a game, Apr 17 at Syracuse...Batted .450 during 11-game hit streak, May 25-June 3.

ERASER RATE: Threw out 13 of the last 15 runners attempting to steal before his promotion to the O's...Led the IL (for the 2nd time in 3 years) by throwing out 49 of 94 runners attempting to steal (52 percent)...His success rate in 3 seasons in AAA is 106 of 219 (48.4 percent)...Threw out 45 percent of attempted base stealers in '90 (28 of 62), 2nd best ratio in the International League...Led the IL in '89 (46 percent, 29 of 63).

ORIOLES: Recalled from Rochester, Sep 5...Made his ML debut Sep 11, starting behind the plate vs. New York...Made 2 other starts, Sep 22 at Cleveland and Sep 29 at Detroit...In that game, he collected his 1st ML hit (a single off **Scott Aldred**)...Was 0-for-3 in throwing out runners attempting to steal.

PREVIOUS CAREER HIGHLIGHTS

1990: Led International League catchers in games (103), total chances (644), putouts (570), assists (62) and double plays (11)...Was batting .323 (96-31) on June 1, but batted .200 (210-42) the rest of the season...Batted .260 (123-32, hr-0, rbi-12) in 35 games for Estrellas in the Dominican Winter League.

1989: Had gone 1,211 pro at bats without a homer before hitting one on June 28 against Tidewater...Hit another one week later...Had back-to-back 3-rbi games Aug 13-14, but had only 11 rbi the rest of the season.

1987: A sore right elbow kept him out of all but 17 of Charlotte's 1st 72 games.

1986: His .285 average in at Hagerstown represented a 92-point increase in his pro average thru 1st 2 seasons...Reached via hit or walk in 63 of his 76 starts and had a .385 (288-111) on-base pct...His 16 steals were the most by a Carolina League catcher.

1985: He topped NY-Penn League catchers in games (62), total chances (489), putouts (412) and assists (63).

AMATEUR CAREER: Served as captain of both soccer and baseball teams at Camarillo (CA) High School...Batted .550 as a senior in '84 with 8 home runs and 30 rbi and was leading scorer on soccer team.

PERSONAL: He and his wife, **Wendy**, have one daughter, **Katie** (3/12/90)...His father, **Terry**, played in Angels' minor league system...Enjoys motorcycles, surfing and skiing.

COMING FROM BEHIND

The biggest deficit the O's have ever overcome to win a game is 8 runs. They trailed the Red Sox at Boston Sep 2, '56 by 0-8 after 2 1/2 innings, but came back to win 11-10 with a 3-run rally in the top of the 9th. The winning pitcher was **Billy Loes** and the the winning run was produced on a single by the late **Bob Nieman**.

The biggest lead they've blown (and lost the game) is also 8, the same year. The O's led the Indians, 9-1, after 3 1/2 at Cleveland on June 27, '56, but lost 12-11 in 11 innings. The loser was **Hal Brown** on an 11th inning game-winning single by **Chico Carrasquel**.

The major league record for coming from behind is 12. It's been done twice: 1-on June 11, '11, by the Tigers who spotted the White Sox a 13-1 lead before storming back to win 16-15; 2-on June 15, '25, by the Philadelphia Athletics who trailed by 12 before rallying for a 17-15 victory.

ANTHONY CHARLES TELFORD 50

Born: Mar. 6, 1966

Height: 6'0"; **Weight:** 189

Bats, R; Throws, R

Position: Pitcher

Birthplace/Residence: Born and still resides in San Jose, CA.

Contract Status: Signed thru '92.

Tenure: 89 days.

Signed Originally with: Orioles. Signed by Ed Sprague.



YEAR	CLUB	W-L	ERA	G	GS	CG	SHO	SV	IP	H	R	ER	BB	SO
1987	Newark-1	1-0	1.00	6	2	0	0	0	18	16	2	2	3	27
	Hagerstown	1-0	1.64	2	2	0	0	0	11	9	2	2	5	10
	Rochester	0-0	0.00	1	0	0	0	0	2	0	0	0	3	3
1988	Hagerstown	1-0	0.00	1	1	0	0	0	7	3	0	0	0	10
1989	Frederick	2-1	4.22	9	5	0	0	1	25.2	25	15	12	12	19
1990	Frederick	4-2	1.68	8	8	1	0	0	53.2	35	15	10	11	49
	Hagerstown	10-2	1.97	14	13	3	1	0	96.0	80	26	21	25	73
	Baltimore	3-3	4.95	8	8	0	0	0	36.1	43	22	20	19	20
1991	Rochester	12-9	3.95	27	25	3	0	0	157.1	166	82	69	48	115
	Baltimore	0-0	4.05	9	1	0	0	0	26.2	27	12	12	6	24
ML Totals		34-17	3.07	85	65	7	1	1	433.2	404	176	148	132	350

1-Selected by Orioles in June '87 free agent draft (4th round).

Longest Outing: 7.0, (Aug 19, '90 vs Oak).

Strikeout Highs: 7, (Aug 29, '90 vs NY).

Walk Highs: 4 twice, (Aug 19, '90 vs Oak and Sep 3, '90 vs Sea).

Winning Streak: 2, (Sep 9-19, '90).

Losing Streak: 2, (Aug 29 thru Sep 3, '90).

Pitches: Fastball, curve ball, slider, change-up.

1991 SEASON SUMMARY

ROCHESTER: Led Rochester (AAA) with 25 starts, 157.1 innings pitched and 115 strikeouts...Was tied for the International League lead in wins (12) and was 4th in strikeouts...Named IL Pitcher of the Week, July 7-13...Had 2 games of 8 strikeouts, July 17 at Richmond and Aug 16 vs. Tidewater...Was 3-7 in 10 games, May 13-June 29...Closed out his AAA season going 6-1 over his final 11 games, July 5-Aug 21.

ORIOLES: Called up to the O's, Aug 26...Appeared in 9 games...Made a last-minute start, subbing for **Ben McDonald**, Sep 13 vs. Cleveland; he received no decision in the O's 5-4 victory (ip-4.1, h-7, r/er-4, bb-2, so-3)...It was the only time the Orioles won in the 9 games he pitched.

IN RELIEF: Made his 1st ML relief appearance Aug 27, his 1st game after his promotion from Rochester (AAA)...Pitched 5 scoreless innings (h-4, bb-1, so-2), his longest outing of the season.

1991 AND PROFESSIONAL CAREER

MINOR LEAGUE RECORD: His 5-year minor league career record is 31-14 (era-2.53, ip-370.2, h-334, er-116, bb-107, so-306) in 68 games, 56 starts with 7 complete games and one shutout.

START/RELIEF: In his 2-year ML career, his record as a starter is 3-3 with a 5.31 era (g-9, ip-40.2, h-50, er-24, bb-21, so-23)...In relief is 0-0 with a 3.22 era (g-8, ip-22.1, h-20, er-8, bb-4, so-21).

PREVIOUS CAREER HIGHLIGHTS

1990: Named the Orioles organization "Pitcher of the Year" by the O's player development department...Overall at Frederick (A) and Hagerstown (AA), he was 14-4 with a 1.86 era (g-22, gs-21, cg-4, sho-1, ip-149.2, h-115, r-41, er-31, bb-36, so-122).

TASTE OF ML: In a unique major league/minor league doubleheader, he pitched for Hagerstown at Memorial Stadium in a regular-season Eastern

League game against Reading (Phillies) following the O's game of July 22...In that game, he hurled the Suns to a 3-hit 2-1 victory (ip-9, bb-2, so-4) in just 1:57.

GREAT START: Made his major league debut, Aug 19, pitching against Oakland...He grew up in San Jose, CA as a fan of the Athletics...Kept Oakland in check on one hit, a 5th-inning single by **Terry Steinbach** in his 7 innings on the mound (bb-4, so-0)...He left with a 2-0 lead, the O's won 3-2 and **Gregg Olson** collected the save.

MORE ORIOLES: On Aug 29, vs New York, he recorded a career-high 7 strikeouts and allowed only 3 runs and 6 hits in 6.1 innings, but suffered his 1st major league loss, 3-2...He pitched into the 5th inning in 6 of his 8 starts.

1989: Worked 2 innings vs Winston-Salem, July 5, his 1st appearance in 15 months following surgery on his right shoulder in August '88.

Instructional League: Was 2-2 with a 1.69 era in the Instructional League...Fanned 27 batters and walked only 5 in 27 innings.

1988: Started the season opener for Hagerstown at Kinston on Apr 8...Worked 7 innings (h-3, so-10, bb-3) and combined on a 4-hitter with **Chau Wilson** for a 2-0 win...It was his only appearance of the season.

1987: Pitched at Newark, Hagerstown and Rochester and struck out 40 batters in 31 innings...Pitched for Orioles in exhibition game at Rochester on July 27...Earned 1st pro win Aug 8 when he started and went 7 innings for Newark, striking out 12 in a 6-2 win over Batavia.

AMATEUR: In 3 years at San Jose State he struck out 397 batters in 356 innings...Was a 1st team All-American in '87 (along with **Gregg Olson**) as a junior...His 161 strikeouts (ip-137) were 3rd in the nation...Was 10-7 and completed 11 of 15 starts.

In '86 he was 5th in the nation with 142 strikeouts (ip-129)...Threw a no-hitter over Fresno State in '85...As a sophomore in '86, he pitched 7 innings (so-7) in an exhibition game against the San Francisco Giants, but lost 4-0.

Was all-league at Silver Creek (CA) High School for 3 years ('82-'84)...As a senior he struck out 168 batters in 80 innings.

PERSONAL: He and his wife, **Christine**, were married Feb 6, '88...Was a health and physical education major at San Jose State.

MARK A. WILLIAMSON 32

Born: July 21, 1959

Height: 6'0"; **Weight:** 177

Bats, R; Throws, R


Position: Pitcher

Birthplace/Residence: Born in Corpus Christi, TX...Raised in Lemon Grove, CA. Resides in Timonium, MD.

Contract Status: Signed thru '92.

Tenure: 4 years, 131 days.

Signed Originally with: San Diego. Signed by Bob Warren.



YEAR	CLUB	W-L	ERA	G	GS	CG	SHO	SV	IP	H	R	ER	BB	SO
1982	Reno-1	7-5	4.39	26	0	0	0	9	41	34	24	20	18	30
1983	Beaumont	6-3	4.03	47	1	0	0	3	83	90	45	37	30	39
1984	Reno	10-12	2.90	56	1	0	0	15	93	105	41	30	23	69
1985	Beaumont	10-9	2.86	42	0	0	0	8	78.2	72	27	25	23	63
1986	Las Vegas-2	10-3	3.36	65	0	0	0	16	104.1	103	47	39	36	81
1987	Baltimore	8-9	4.03	61	2	0	0	3	125	122	59	56	41	73
	Rochester	0-1	6.75	1	0	0	0	0	4	6	3	3	1	1
1988	Baltimore	5-8	4.90	37	10	2	0	2	117.2	125	70	64	40	69
	Rochester	2-3	3.34	12	3	1	0	2	29.2	38	11	11	5	25
1989	Baltimore	10-5	2.93	65	0	0	0	9	107.1	105	35	33	30	55
1990	Baltimore	8-2	2.21	49	0	0	0	1	85.1	65	25	21	28	60
1991	Baltimore	5-5	4.48	65	0	0	0	4	80.1	87	42	40	35	53
ML Totals		36-29	3.77	277	12	2	0	19	515.2	504	231	216	174	310

*Led League *Tied for League Lead

*1-Selected by San Diego in June '82 free agent draft (4th round).

*2-Acquired by Orioles from San Diego, along with catcher Terry Kennedy, in deal for pitcher Storm Davis on 10/30/86.

Strikeout High: 7, (May 25, '88 at Oak).

Walk Highs: 4, twice, (Jun 26, '88 at Bos and Sep 29, '88 vs NY).

Longest Outing, Starter: 9, (May 20, '88 vs Sea)...**In Relief:** 6, (Jun 5, '88 vs NY).

Winning Streak: 7, (May 12 thru July 20, '90).

Losing Streak: 5, (May 11 thru 25, '88).

Pitches: Fastball, slider, sinker, palm ball.

1991 SEASON SUMMARY

After leading the O's in relief innings 3 times in the previous 4 years ('87-'89-'90), he fell to 3rd on the team behind **Todd Frohworth** (96.1) and **Mike Flanagan** (94.1) and 19th in the AL with 80.1...Opponents touched him for a batting average 60 points higher than in '90 (.275 to .215) and his era (4.48) was nearly 2 runs higher than in his previous 2 seasons combined (2.61).

Had 3 problem days (May 8, May 20 and June 23) when he allowed a total of 15 earned runs in only 3.1 innings...Otherwise, his era in 62 other games was 2.87 (ip-78, er-25)...Was on the disabled list, Aug 14-Sep 1 with a muscle strain in his left side.

KEY GAMES: Credited with the win, June 17, over **Rick Aguilera** and Minnesota, ending the Twins' ML-high 15-game winning streak...Was the 3rd of 4 Orioles to combine for a no-hitter, July 13 at Oakland (3 up, 3 down)...Didn't allow a run against either Boston (ip-8) or Toronto (ip-7.1).

1991 AND MAJOR LEAGUE CAREER

VS. MINNESOTA: Had a string of 17 scoreless innings against the Twins, but allowed 3 runs in an inning, Sep 1, the 1st runs he'd yielded to Minnesota since July 26, '89.

WILD PITCHES: Between Sep 9, '88 and May 5, '91, threw one wild pitch (May 17, '90 at Chicago) over 229.2 innings...Threw 7 in his final 54 games (66 innings).

6TH BEST IN ML: Even with a 5-5 slate in '91, his record over the last 3 seasons is 23-12 (.657), the 6th highest winning percentage in the majors during that period (minimum 25 decisions) behind Detroit's **Mike Henneman** (29-12, .707); the Mets' **Dwight Gooden** (41-18, .695); Boston's **Roger Clemens** and Oakland's **Bob Welch** (each 56-27, .675) and California's **Chuck Finley** (52-27, .658).

Williamson is 23-10 (.697) since May 18, '89...Saw a 12-game home winning streak end in his 1st home game last year, May 18 vs. California...Since a loss to Chicago, May 14, '89, he is 15-4 (.789) at home...Was 0-3 in July and August combined last year; had won 17 of 23 decisions lifetime in those months combined.

STARTING/RELIEVING: In 265 lifetime relief appearances, he is 35-22 with a 3.64 era (ip-435, er-176)...Lifetime as a starter is 1-7 (era-4.46, ip-80.2, er-40) in 12 starts.

PREVIOUS CAREER HIGHLIGHTS

1990: Led the O's in relief innings pitched for the 3rd time in 4 seasons despite missing the 1st 2 weeks with a pulled muscle in his left hip and the last 6 weeks with a fractured right ring finger...Was 2nd in the AL in relief innings pitched at the time of his latter injury.

Put together the Orioles' longest winning streak, 7 games (May 12-July 20), since **Jim Palmer** had an 11-game streak, June 7-Sep 4, '82...Over a 6-game stretch, July 8-20, he was 4-0 and didn't allow a run in 13.2 innings.

In his 1st 38 games thru July 20, he had allowed only 13 runs (9 earned) in 65 innings, a 1.25 era...Between May 22 and July 20 he allowed only 3 earned runs and 24 hits in 46 innings and was 6-0...Included in that stretch was a streak of 22.1 scoreless innings (for more details see below under "Scoreless Streak"). May 26 at Texas, he retired all 12 batters faced in the O's 7-5 win.

SCORELESS STREAK: His streak of 22.1 consecutive scoreless innings, June 17-July 23 over 13 appearances, was the 2nd longest in the AL in '90 to Boston's **Roger Clemens**' 26.

AMONG RELIEVERS: Among AL relievers, he was tied for 3rd in win pct. (.800); tied for 4th in wins (8); 7th in era (2.21) and 12th in batting average against (.215).

TOUGH TO HIT: The AL champion A's batted only .105 (19-2) against him and didn't score in 6.2 innings...**Wade Boggs'** homer was Boston's only hit against him in 5.1 innings...Righthanders batted .209 (163-34) and lefties .223 (139-31).

1989: Was 4th in the AL with 107.1 relief innings...Tied for 2nd in relief wins (10) with KC's **Tom Gordon** behind Detroit's **Mike Henneman** (11)...Only 2 pitchers in Orioles' history have had more relief wins in a season (**Stu Miller**-14 and **Dick Hall**-11 in '65; Hall, **Tippy Martinez** and **Don Aase** have all won 10).

Was 0-2 (5.57, ip-21, er-13) thru the 1st 6 weeks of the season (May 14), then went 10-1 with 6 saves (2.13, ip-84.2, h-76, r/er-20) in 48 games between May 17-Sep 28.

Between May 17 and July 18, while the O's were 38-19, he was 6-0 with 3 saves (1.89 era, ip-47.2, h-37, r/er-10).

On May 30-31 he became the 1st Oriole to win games on back-to-back days since **Tippy Martinez** in August, '83...On Sep 29-30, he lost the the 1st 2 games of the season-finale series at Toronto, becoming the 1st Oriole to lose on back-to-back dates since **Don Aase** in August, '86.

1988: Started and was the winner in the O's 1st win of '88, 9-0 at Chicago on Apr 29, snapping O's record 21-game losing streak...Pitched 6 innings combining with **Dave Schmidt** on a 4-hitter, Mark's only win in 12 career starts...Didn't win again for the O's until Aug 20.

Lost 5 decisions between May 11 and June 25, and was optioned to Rochester on June 27 with a 1-5 record...Returned Aug 18 and was 4-3 with one save in 16 games, 3 starts, the rest of season.

1987: Finished 8th in the AL in appearances with club-high 61, 2nd most ever by an Orioles' rookie (**Gregg Olson** had 64 in '89)...Only 2 other major league rookies had more appearances in '87: Toronto's **Jeff Musselman** (68) and Pittsburgh's **John Smiley** (63).

Entered July with a 2-6 record 4.80 (ip-65.2, er-35) in 28 appearances...In his next 17 games, July 4-Aug 28, was 6-2 with one save and a 2.45 era...Earned 1st major league win at Cleveland on Apr 10, 12-11, over **Ernie Camacho**.

MINOR LEAGUE CAREER

1986: Led the Pacific Coast League in saves (16, tied), appearances (65), and winning percentage (.769, 10-3) while with PCL champion Las Vegas...His 3.36 era was 11 innings shy of qualifying as the 2nd best in the league (the league average in '86 was 4.49).

Was the top reliever in AAA ball in the Rolands Relief competition, accumulating 49 points (+2 for a win or save, -1 for a loss)...Named to Baseball America's PCL All-Star team.

1985: Led the Texas League in relief wins (10) and earned a club-high 8 saves... Was 30 innings shy of 2nd best era in league.

1984: Had club-high 15 saves, 6th in the California League while at Reno... His 56 appearances were tied for 3rd most in the league...Had the only sub-3.00 era on the staff.

EARLY CAREER: In 1st year of pro ball at Reno (California, A), he earned 7 wins and 9 saves in 26 appearances...Led the club in saves...In '83, was 2nd in appearances for Texas League champion Beaumont.

AMATEUR CAREER: Played 2 seasons at San Diego State ('81-'82)...As a junior, his teammates included Tony Gwynn and Al Newman. In '82 as a senior, he was 11-8 with 11 saves and a 1.73 era to lead San Diego State (57-31) to an NCAA tournament berth.

Led nation in saves. Named 3rd team All-America and All-Western Athletic Conference...Also played at Grossmont College in El Cajon, CA...Attended Mt Miguel (CA) High School.

PERSONAL: He and his wife, the former **Lori Benbrook**, have 2 sons **Elliot** (2/24/83) and **Christopher** (6/12/89)...Studied mechanical engineering at San Diego State.

NON-ROSTER PLAYERS

AMALIO RAFAEL CARRENO 64

Born: Apr 11, 1964

Height: 6'0"; **Weight:** 170

Bats, R; Throws, R

Position: Pitcher

Birthplace/Residence: Born in Chacachacare, Venezuela...Resides in Porlana Nueva Esparata, Venezuela.

Contract Status: Signed thru '92.

Roster: Rochester.

Tenure: 14 days.

Signed Originally with: New York Yankees.

Signed by Fred Ferreira.



Year	Club	W-L	ERA	G	GS	CG	SHO	SV	IP	H	R	ER	BB	SO
1984	Sarasota-1	1-6	4.91	9	7	1	0	0	33.0	37	28	18	26	31
1985	Sarasota	0-0	4.50	1	0	0	0	0	2.0	1	1	1	1	1
1986	Sarasota	5-0	1.70	7	7	2	1	0	47.2	36	12	9	12	27
	Ft. Lauderdale	1-1	4.02	3	3	1	0	0	15.2	16	11	7	7	8
1987	Prince William	5-2	3.03	26	4	2	0	0	62.1	53	30	21	30	49
	Albany	0-3	7.88	9	3	0	0	1	24.0	32	23	21	15	18
	Columbus	1-1	7.79	11	0	0	0	1	17.1	26	15	15	5	11
1988	Albany	1-0	5.06	5	4	0	0	0	21.1	22	12	12	11	7
	Columbus-2	0-0	10.80	1	0	0	0	0	3.1	8	4	4	0	2
	Reading	3-4	4.07	14	11	1	0	0	59.2	60	32	27	32	31
1989	Reading	5-7	4.34	31	11	2	1	1	101.2	99	57	49	41	58
1990	Reading	4-13	3.66	25	23	3	1	1	128.0	137	62	52	47	86
1991	Scranton-WB	4-8	5.33	33	8	1	0	0	81.0	88	51	48	26	52
	Philadelphia-3	0-0	16.20	3	0	0	0	0	3.1	5	6	6	3	2
Pro Totals		30-45	4.35	178	81	13	3	6	600.1	620	344	290	256	381

1-Signed by New York Yankees as amateur free agent on 11/22/83.

2-Acquired by Philadelphia Phillies from New York Yankees for Luis Aguayo on 7/15/88.

3-Signed by Orioles as six-year free agent on 1/7/92.

WINTER BALL: This winter played for Caracas in Venezuela (3-5, 3.60, g-12, gs-11, cg-2, sho-1, ip-65, h-61, r-31, er-27, bb-19, k-36)...Hit 7 batters, 2nd in the league.

1991 SEASON SUMMARY: Was on Phillies' 40-man spring training roster...Assigned to AAA Scranton/Wilkes-Barre...Recalled by Phillies on July 1...Made big league debut on July 7 vs New York going 2.1 innings (b-2, r-3)...Stayed with Phillies 2 weeks before returning to Scranton/Wilkes-Barre July 15...In 8 starts for the Red Barons he was 3-2 with a 6.81 era...On Aug 13 threw complete game 3-hitter (er-1, k-5)...Best month was May (0.71, ip-12.2, k-10).

MINOR LEAGUE CAREER: Bounced back from right elbow problems during '85 season to compile 6-1 record in 10 starts at Sarasota and Ft. Lauderdale in '86...Hit only 2 batters in 1st 4 years of pro ball, then proceeded to hit 20 batters his last 4 years.

PERSONAL: He and his wife, **Carmen Angelica**, have a son, **Victor Amalio**...Hobbies include playing music and cards.

JOHN RIKARD (RICK) DEMPSEY 2

Born: Sep 13, '49

Height: 6'0"; **Weight:** 195

Bats, R; Throws, R

Position: Catcher

Birthplace/Residence: Born in Fayetteville, TN...Grew up in Southern California...Now lives in Agoura, CA.

Contract Status: Non-roster invitee

Tenure: 19 years, 13 days

Signed Originally With: Minnesota. Signed by Jesse Flores.



Year	Club	AVG.	G	AB	R	H	2B	3B	HR	RBI	BB	SO	SB	CS	HP
1967	Sarasota-1	.206	40	102	9	21	4	3	0	9	7	12	1	2	0
1968	Wisconsin Rapids	.229	11	35	12	8	2	0	1	6	1	7	0	0	0
	Auburn	.293	73	270	48	79	10	7	7	61	23	39	3	0	1
1969	Wisconsin Rapids	.364	50	151	35	55	11	2	6	31	25	12	7	1	1
	Minnesota	.500	5	6	1	3	1	0	0	0	1	0	0	0	0
1970	Charlotte	.245	105	351	28	86	20	6	4	42	35	66	4	1	1
	Minnesota	.000	5	7	1	0	0	0	0	0	1	1	0	0	0
1971	Charlotte	.243	105	338	39	82	16	2	8	47	42	28	3	1	1
	Minnesota	.308	6	13	2	4	1	0	0	0	6	8	0	0	0
1972	Minnesota	.200	25	40	0	8	1	0	0	0	6	8	0	0	0
	Tacoma-2	.236	48	161	13	38	6	2	3	18	12	27	2	1	1
1973	Syracuse	.248	122	387	53	96	14	4	6	47	5	43	11	4	1
	New York (AL)	.182	6	11	0	2	0	0	0	0	1	3	0	0	0
1974	New York (AL)	.239	43	109	12	26	3	0	2	12	8	7	1	0	0
	New York (AL)	.262	71	145	18	38	8	0	1	11	21	15	0	0	0
1975	New York (AL)	.119	21	42	1	5	0	0	0	2	5	4	0	0	0
1976	New York (AL)-3	.213	59	174	11	37	2	0	0	10	13	17	1	1	2
	Baltimore	.213	59	174	11	37	2	0	0	10	13	17	1	1	2
1977	Baltimore	.226	91	270	27	61	7	4	3	34	34	24	2	3	2
1978	Baltimore	.259	136	441	41	114	25	0	6	32	48	54	7	3	0
1979	Baltimore	.239	124	368	48	88	23	0	6	41	38	37	0	1	0
1980	Baltimore	.262	119	362	51	95	26	3	9	40	36	45	3	1	1
1981	Baltimore	.215	92	251	24	54	10	1	6	15	32	36	0	1	1
	Baltimore	.256	125	344	35	88	15	1	5	36	46	37	0	3	0
1982	Baltimore	.231	128	347	33	80	16	2	4	32	40	54	1	1	3
1984	Baltimore	.230	109	330	37	76	11	0	11	34	40	58	1	2	1
1985	Baltimore	.254	132	362	54	92	19	0	12	52	50	87	0	1	1
1986	Baltimore-4	.208	122	327	42	68	15	1	13	29	45	78	1	0	3
1987	Cleveland-5	.177	60	141	16	25	10	0	1	9	23	29	0	0	1
1988	Los Angeles	.251	77	167	25	42	13	0	7	30	25	44	1	0	0
1989	Los Angeles	.179	79	151	16	27	7	0	4	16	30	37	1	0	1
1990	Los Angeles-6	.195	62	128	13	25	5	0	2	15	23	29	1	0	0
1991	Milwaukee-7	.231	61	147	15	34	5	0	4	21	23	20	0	2	0
AL Totals		.236	1540	4237	469	998	198	12	83	410	512	625	17	19	17
ML Totals		.211	218	446	54	94	25	0	13	61	78	110	3	0	1
Baltimore Totals		.239	1237	3576	403	853	169	12	75	355	422	537	16	17	16
ML Totals		.233	1758	4683	523	1092	223	12	96	471	590	735	20	19	18

1-Selected by Minnesota Twins in June '67 free agent draft (12 round, regular phase)...Signed on 6/6/67.

2-Acquired by New York Yankees from Minnesota Twins in deal for Danny Walton on 10/27/72...Assigned to Syracuse.

3-Acquired by Orioles from New York Yankees with pitchers Rudy May, Tippy Martinez, Dave Pagan and Scott McGregor (assigned from Syracuse to Rochester) in deal for pitchers Ken Holtzman, Doyle Alexander and Grant Jackson and catcher Elrod Hendricks on 6/15/76...At same time pitcher Jimmy Freeman was assigned outright from Rochester to Syracuse.

4-Signed by Cleveland Indians as a free agent on 2/6/87.

5-Signed by Los Angeles Dodgers as a free agent on 3/30/88.

6-Went to spring training as a non-roster invitee...Signed by Milwaukee Brewers on 4/3/91.

7-Invited to spring training as non-roster player by Orioles on 1/17/92.

Career Highs: **Game: Hits-4, several times**, (latest Aug 10, '85 at Tex.); **HR-2, 4 times**, (the latest Apr 10, '86 vs. Cle. at Bal); **RBI-5**, (Jul 16, '80 at Min.); **Hitting Streak: 9, several times**, (latest Aug 16-27, '81).

Grand Slams: 2, Sep 9, '79 at Bos. (Finch) and May 11, '86 vs KC at Bal. (Leibrandt)

NON-ROSTER: This is the 3rd time in the last 5 years he has gone to spring training with a team as a non-roster player (also Dodgers in '88 and Brewers in '91).

1991 SEASON SUMMARY

Invited to spring training by the Brewers, made the club and wound up making 44 starts...Batted .289 (**38-11**) with men in scoring position, including .438 (16-7) after the 7th inning.

Batted .389 (36-14) in 17 games, July 13-Aug 28, raising his average from .200 to season-high .262...Batted .471 (17-8) in August.

Threw out 12 of 42 baserunners trying to steal (29%)...Appeared in his 1,600th game as a catcher on July 19 at Chicago.

Was released by the Brewers on Oct 10.

1991 AND MAJOR LEAGUE CAREER

YEARS OF SERVICE: Has played in 23 major league seasons, tied for 11th on the all-time list with 10 others including **Brooks Robinson**, **Rogers Hornsby** and **Hank Aaron**...Is 2nd among actives behind **Nolan Ryan** (25).

AMONG CATCHERS ALL-TIME: Has appeared in 1,625 games behind the plate, 15th on the all-time list immediately behind **Jim Hegan** (1,629)...**Yogi Berra** is next on the list at 1,696...**Bob Boone** (2,104) is the all-time leader.

FOUR DECADES: In '90, joined **Tim McCarver** ('59-'80) and **Carlton Fisk** ('69 to present) as the only catchers to play in four decades...Is one of only three active players who played in the '60's joining **Ryan** and **Carlton Fisk**.

HOME RUNS: When he homered last April 12 at Toronto's SkyDome it was the 24th Major League park in which he's homered (including a post-season hr at Veteran's Stadium in Philadelphia in '83)...Hasn't homered in 2 existing AL parks: New Comiskey and the Metrodome.

AS AN ORIOLE: Has played in 1,237 games, 9th on the O's all-time list, most every by an O's catcher...In his 10 full seasons with the O's (77-'86) he averaged 102 starts per season...His 3,576 at bats are 10th in club history...Batted .239 (853 hits) as an Oriole with 75 home runs...O's were 619-453 (.577) in his 1,072 games started behind the plate.

Committed only 40 passed balls in 1,222 games behind the plate as an Oriole (Note- **Geno Petralli** committed a major league record 35 in 1987, alone, for Texas).

His last game in an Oriole uniform was Oct 1, '86 vs. Boston...Was officially dropped from O's roster on Oct 25, '86.

ERASER RATE: As an Oriole has thrown out 38% of would-be base stealers (sb-532, cs-324) and picked off an additional 22 runners...For comparison's sake, the Major League average in '91 was 28%...Also threw out 6 of 11 runners in post-season...Threw out 4 Angels in one game, May 12, '77 (**Bobby Grich**, **Gil Flores**, **Jerry Remy** and **Don Baylor**).

MISCELLANEOUS: Broke into pro ball before 2 of the O's starting pitchers were born (**Ben McDonald** and **Mike Mussina**)...Hasn't hit a triple since his last season as an Oriole— July 11, '86 at Chicago— 391 games ago.

GREAT PERFORMANCES: Has entertained crowds during rain delays with his own version of "Baseball Soliloquy in Pantomime"...Has performed twice at Fenway Park, last time June '80 (**Babe Ruth** impersonation) and at Milwaukee on June 14, '83 (**Robin Yount** impersonation).

Last Oct 6, received permission from the Brewers to miss their final regular season game to attend the O's final game at Memorial Stadium where he performed his theatrics on 33rd street for the final time...During memorable post-game ceremonies, he spelled out O-R-I-O-L-E-S and rounded the bases on a home run trot ending in a belly slide.

In '86 taped a video with a local band to the tune of "Old time Rock 'N Roll" which proved to be very popular on DiamondVision at Memorial Stadium...In '84, he read "Casey at the Bat" during a downtown Baltimore Symphony concert.

1991 BATTING VS. THE AL: **Bal** (.000, 1-0, hr-0, rbi-0)...**Bos** (.167, 12-2, hr-0, rbi-4)...**Cal** (.143, 21-3, hr-0, rbi-0)...**Chi** (.417, 12-5, hr-1, rbi-4)...**Cle** (.111, 9-1, hr-0, rbi-1)...**Det** (.133, 15-2, hr-0, rbi-1)...**KC** (.200, 10-2, hr-0, rbi-0)...**Min** (.125, 16-2, hr-1, rbi-2)...**NY** (.308, 13-4, hr-0, rbi-1)...**Oak** (.333, 3-1, hr-0, rbi-1)...**Sea** (.417, 12-5, hr-0, rbi-2)...**Tex** (.143, 7-1, hr-0, rbi-0)...**Tor** (.375, 16-6, hr-2, rbi-5).

CAREER BATTING VS. THE AL: **Bal** (.197, 66-13, hr-1, rbi-2)...**Bos** (.223, 309-64, hr-9, rbi-34)...**Cal** (.212, 326-69, hr-8, rbi-38)...**Chi** (.265, 355-94, hr-9, rbi-47)...**Cle** (.238, 336-80, hr-10, rbi-37)...**Det** (.228, 320-73, hr-5, rbi-24)...**KC** (.244, 332-81, hr-7, rbi-37)...**Mil** (.221, 393-87, hr-8, rbi-37)...**Min** (.279, 297-83, hr-4, rbi-29)...**NY** (.231, 377-87, hr-6, rbi-30)...**Oak** (.204, 285-58, hr-4, rbi-16)...**Sea** (.250, 280-70, hr-4, rbi-20)...**Tex** (.254, 280-71, hr-1, rbi-25)...**Tor** (.242, 281-68, hr-7, rbi-35).

MAJOR LEAGUE CAREER

DODGERS, '88-'90: Started 116 games in 3 years for the Dodgers...On Aug 23, '89, he ended a 22-inning game with a home run giving the Dodgers a 1-0 win at Montreal...In '88, started 46 games, but hit 7 of the 10 homers hit by Dodgers' catchers that year...Drove in the game-winning run in game #5 of NLCS, a 7-4 win over Pittsburgh...Batted .300 (910-3) in post-season for the Dodgers and started 2 world series games for the injured **Mike Scioscia**...In '89, he threw out 45% (21 of 47) attempted base stealers.

INDIANS, '87: Sidelined in July after a home plate collision with **Bo Jackson**...Suffered broken left thumb.

ORIOLES HIGHLIGHTS: The crowning moment of his O's career came in '83 when he was chosen "most valuable player" in the world series after leading the Orioles to victory over the Philadelphia Phillies. He started all

5 games, batted .386 (13-5) and all of his hits were for extra bases (4 doubles and a homer).

In '85, had the most productive month of his career when he drove in 17 runs and batted .305 in April...In '84, an injury to his right shoulder severely hampered his ability to throw out runners, but finished the season with a strong offensive showing hitting 8 homers in his last 35 games.

Experimented with switch-hitting early in '82, but abandoned it in early May...Batted .323 while the Orioles went 22-10 down the stretch to finish one game behind AL East champion Milwaukee.

In '81, he cut down the first 9 base stealers who tried to run against him...In '80, he batted .292 (192-56) after July 1, including .317 (145-46) over the first 10 weeks of that stretch...Usually a better 2nd half hitter throughout his career, he batted .293 after June 23 in '78.

In '77, he became a regular for the first time in the majors and caught in 79 of the O's first 83 games before breaking his left index finger when hit by a pitch from Yankee **Don Gullett** on July 8...He came off the disabled list on Aug 21, and as he did **Brooks Robinson** was put on the voluntarily retired list to accommodate him...Threw out 36 of 64 runners.

YANKEES, '73-'76: After spending parts of the 5 previous seasons in the majors he finally logged a full season in '74 as **Thurman Munson's** back-up...Got his first ML homer off Milwaukee's **Kevin Kobel** at Shea Stadium on May 12 of that year.

TWINS, '69-'72: Was a September call-up by the Twins in '69 and singled in first game, Sep 23 at KC off **Chris Zachary**...Was a September recall his first 3 years with the Twins before opening the season with them in '72.

FAMILY TIES: His father, **George**, appeared on Broadway as an actor appearing in "Song of Norway" after WWII...Rick's middle name, **Rikard**, came from a part that his father portrayed in one of his plays...His younger brother, **Pat**, played in the minors for the Indians, Orioles and Yankees...His oldest son **John** (8/18/71) is a catcher in the Cardinals' system...His nephew, **Greg Zaun**, caught for the O's Kane County team in the Midwest League last year...Rick's sister, **Cherie**, is a professional golfer.

In addition to **John**, **Rick** and his wife, **Joanie**, have another son, **Christian Matthew** (3/1/78).

MICHAEL (MIKE) RALPH LEHMAN 62

Born: Sep 29, 1967

Height: 5'11"; Weight: 185

Bats, R; Throws, R

Position: Catcher

Birthplace/Residence: Born in Nampa, ID...Resides in Boise, ID.

Roster: Rochester.

Tenure: None.

Signed Originally with: Orioles.

Signed by Jerry Zimmerman.



Year	Club	AVG.	G	AB	R	H	2B	3B	HR	RBI	BB	SO	SB	CS	HP
1986	Bluefield-1	.214	28	84	17	18	2	1	3	9	26	30	3	3	2
1987	Newark	.237	40	139	18	33	4	0	1	13	18	32	4	2	1
1988															
1989	Frederick	.241	71	220	34	53	12	2	3	21	35	35	0	0	0
1990	Frederick	.260	105	346	37	90	20	2	5	42	44	69	7	6	4
1991	Hagerstown	.281	97	331	42	93	24	1	3	46	45	69	2	2	1
Pro Totals		.256	341	1120	148	287	62	6	15	131	168	235	16	13	8

1-Signed by Orioles in June '86 free agent draft (2nd pick).

1991 SEASON SUMMARY

Threw out 30 of 98 would-be base stealers (31%) for Hagerstown (AA), ranking him 8th in the Eastern League...Led organization catchers in doubles (24) and ranked 3rd in hits (93), total bases (128), and rbi (46)...Ranked 10th in the Eastern League in batting average (.281)...Had three 3-hit games during a 4-game stretch (Apr 18-24)...Was held hitless

in only 3 games from July 30 thru end of the season (24 games)...Hit .488 (78-32) during that span...Had 10-game hit streak (30-14, .467), July 30-Aug 10, his longest of the season...Had 22 multi-hit games including seven 3-hit games...Hit only .231 (160-37) at home but .327 (171-56) on the road...Best month was Aug (73-29, .397).

MINOR LEAGUE CAREER

Drove in a career-high 6 runs on June 13, '90.

AMATEUR: Played Little League with Melba (ID), Babe Ruth League with Vallivue (ID) and American Legion baseball with Caldwell (ID)...In high school career was all-conference for 4 years...Also named league MVP his sophomore and senior years at VHS...Broke state home run record and played on 2 state championship teams...Graduated from Vallivue (ID) HS in '86 after earning 9 letters (4-baseball, 2-basketball, 3-football).

PERSONAL: Single...Has an older sister, **Tina** (2/4/65)...Hobbies include fishing and hunting...Spends off-season working for Boise State University.

MARK TREMMELL MCLEMORE 67

Born: Oct 4, '64

Height: 5'11"; **Weight:** 195

Bats: S; **Throws:** R

Position: Second base

Birthplace/Residence: Born in San Diego, CA...Resides in Diamond Bar, CA.

Roster: Rochester.

Tenure: 3 years, 160 days.

Signed Originally with: California. Signed by Rick Ingalls.



Year	Club	AVG.	G	AB	R	H	2B	3B	HR	RBI	BB	SO	SB	CS	HP
1982	Salem-1	.297	55	165	42	49	6	2	0	25	39	38	14	6	2
1983	Peoria	.240	95	329	42	79	7	3	0	18	53	64	15	11	2
1984	Redwood	.295	134	482	102	142	8	3	0	45	106	75	59	15	1
1985	Midland	.271	117	458	80	124	17	6	2	46	66	59	31	16	1
1986	Midland	.316	63	237	54	75	9	1	1	29	48	18	38	8	1
	Edmonton	.276	73	286	41	79	13	1	0	23	39	30	29	9	0
	California	.000	5	4	0	0	0	0	0	0	1	2	0	1	0
1987	California	.236	138	433	61	102	13	3	3	41	48	72	25	8	0
	Palm Springs	.000	0	0	0	0	0	0	0	0	0	0	0	0	0
1988	California	.240	77	233	38	56	11	2	2	16	25	28	13	7	3
	Palm Springs	.341	11	44	9	15	3	1	0	6	11	7	7	3	1
	Edmonton	.267	12	45	7	12	3	0	0	6	4	4	7	1	0
1989	Edmonton	.244	114	430	60	105	13	2	2	34	49	67	26	11	1
	California	.243	32	103	12	25	3	1	0	14	7	19	6	1	1
1990	California	.146	20	48	4	7	2	0	0	3	6	10	0	0	0
	Edmonton	.256	9	39	4	10	2	0	0	2	4	9	1	0	0
	Palm Springs-2	.273	6	22	3	6	0	0	0	2	3	7	0	2	0
	Colorado Springs	.278	14	54	11	15	2	0	1	7	11	8	5	0	0
	Cleveland-3	.167	8	12	2	2	0	0	0	0	0	6	0	0	0
1991	Houston	.148	21	61	6	9	1	0	0	2	6	13	0	1	0
	Tucson	.357	4	14	2	5	1	0	0	0	2	1	0	0	0
	Jackson-4	.227	7	22	6	5	3	0	1	4	6	3	1	0	0
	Rochester	.281	57	228	32	64	11	4	1	28	27	29	12	5	0
ML Totals		.225	301	894	123	201	30	6	5	75	91	149	45	18	1

1-Selected by California Angels in June '82 free agent draft (9th round).

2-Contract assigned outright to Colorado Springs (Cleveland Indians) on 8/17/90.

3-Released by Cleveland Indians on 12/13/90 and invited to Houston Astros spring training on 1/31/91...Signed with Astros.

4-Signed by Orioles on 7/5/91 after being released by the Houston Astros.

1991 SEASON SUMMARY

Was invited to spring training by Houston as a non-roster player on Jan 31...Signed by the Orioles on July 5 and assigned to Rochester...Hit safely in his 1st 5 games (.455), 4 of them multi-hit efforts...Had 12 stolen bases in 17 attempts...In last 7 games, hit .438 (32-14).

Which Way Home?: Played for 9 different ball clubs including 3 big league teams beginning in '90...In the previous 6 years, played for only 5 teams.

CAREER HIGHLIGHTS

1990: Opened the season with California but after playing 20 games, was

placed on DL on May 17 with a stretched ligament in his right wrist...Sent to Edmonton (AAA) on May 24 for a rehab assignment...Played in 9 games before being returned to California and transferred to 21-day DL on June 8...Sent to Palm Springs for a 2nd rehab assignment in early Aug...Was recalled on Aug 14 and assigned outright to Colorado Springs (Cleveland) on Aug 17.

1989: Opened season in minors, but was recalled by California on Apr 6...Hit .306 (62-15) in 1st 12 games...Led Edmonton with 26 steals.

1988: Was Angels starting second basemen, playing in 43 of 1st 44 games before going on DL with nerve irritation in right arm and elbow.

1987: 1st ML hit and RBI came on Opening Day off Seattle's **Mark Langston**...Hit 1st ML homer on July 2 off Milwaukee's **Mark Clear**...Set an Angels rookie record with 15 sacrifice hits.

1986/ML Debut: Made the jump from AA to the majors, starting the year at Midland and earning a Sep call-up to California...Made big league debut as a pinch runner on Sep 13.

MINOR LEAGUE CAREER

Named the best defensive second baseman in both the Pacific Coast League and Texas League by Baseball America in '86...Made only 14 errors in 600 chances in '85 and led Midland in runs (80), triples (6), and walks (66)...Named TOPPS Player of the Month in Aug of '84 while at Redwood and stole a career high 59 bases that year...Also named to the California League all-star team.

PERSONAL: Married to **Capri**...Lettered in both baseball and football (defensive back) at Morse (San Diego) HS.

MARK PARENT 66

Born: Sep 16, 1961

Height: 6'5"; **Weight:** 225

Bats: R; **Throws:** R

Position: Catcher

Birthplace/Residence: Born in Ashland, OR...Resides in San Diego, CA.

Roster: Rochester.

Tenure: 4 years, 75 days.

Signed Originally with: San Diego.

Signed by Paul Weaver.



Year	Club	AVG.	G	AB	R	H	2B	3B	HR	RBI	BB	SO	SB	CS	HP
1979	Walla Walla-1	.190	40	126	8	24	4	0	1	11	8	31	8	0	0
1980	Reno	.202	30	99	8	20	3	0	0	12	16	12	0	0	1
	Grays Harbor	.230	66	239	29	55	11	2	7	32	17	30	1	0	0
1981	Salem	.235	123	438	44	103	16	3	6	47	37	90	10	6	1
1982	Amarillo	.191	26	89	12	17	3	1	1	13	11	13	2	0	1
	Salem	.225	99	360	39	81	15	2	6	41	32	58	2	1	0
1983	Beaumont	.252	81	282	38	71	22	1	7	33	33	35	1	1	1
	Salem	.287	111	380	52	109	24	3	7	60	38	39	1	4	1
1984	Beaumont	.241	105	361	36	87	23	3	7	45	29	58	1	3	0
1985	Las Vegas	.288	86	267	29	77	10	4	5	40	23	25	0	3	0
1986	Las Vegas	.143	8	14	1	2	0	0	0	0	1	3	0	0	0
	San Diego	.292	105	387	50	113	23	2	4	42	38	53	2	1	1
1987	Las Vegas	.080	12	25	0	2	0	0	0	0	2	0	9	0	0
	San Diego	.195	41	118	9	23	3	0	6	15	6	23	0	0	0
1988	San Diego	.191	52	141	12	27	4	0	7	21	8	34	1	0	0
1989	San Diego	.222	65	189	13	42	11	0	3	16	16	29	1	0	0
1990	San Diego-2	.000	3	1	0	0	0	0	0	0	0	1	0	0	0
1991	Texas	.250	5	8	0	2	0	0	0	0	1	0	0	0	0
	Oklahoma City-3	.197	181	488	35	96	18	0	16	54	31	99	2	0	0
ML Totals		.197	181	488	35	96	18	0	16	54	31	99	2	0	0

1-Selected by San Diego Padres in June '79 free agent draft (4th round, regular phase).

2-Traded to Texas Rangers for 3rd baseman Scott Coolbaugh on 12/12/90.

3-Signed by Orioles on 2/5/92 after being released by the Texas Rangers.

1991 SEASON SUMMARY

After playing most of his ML career with San Diego, an off-season trade (12/12/90) for Texas Rangers 3rd baseman **Scott Coolbaugh** brought him into the AL ranks for the 1st time...However, a torn ligament in left knee all but washed out his entire season...Was injured in a collision at home plate in a spring training intrasquad game on March 8...Began season on DL and remained there for 151 days (Apr 8-Sept 6)...After brief rehab

assignment with Oklahoma City, was activated from DL on Sept 6...Was hitless in his only 3 games with Texas...Assigned outright to Oklahoma City on Oct 8...Granted free-agency on Oct 15.

MAJOR LEAGUE CAREER

1990: Started 55 games behind the plate for San Diego...Established ML career highs for average (.222), games (65), at bats (189), hits (42), runs (13), doubles (11), and walks (16).

In 1st 15 games through June 15, hit .286 (42-12)...Went 11-for-35 (.311) in next 29 games to drop average to .197 through July 25...Batted .355 (31-11) in next 9 games, including a career-best 6-game hitting streak...Hit .194 (31-6) in last 12 games...Against southpaws batted .306 (85-26) but only .154 (104-16) vs righthanders.

Power Surge: Has hit 6 of 16 ML career homers vs. Houston.

Behind the Plate: His .9916 fielding percentage (3 errors in 358 total chances) behind the plate placed him 3rd among NL catchers (50 or more games) behind Cincinnati's **Joe Oliver** (.992) and LA's **Rick Dempsey** (.9917)...Had a 71 consecutive errorless game streak snapped with an error on June 16...Streak dated back to July 17, '88...Had just 1 passed ball and threw out 10 of 48 runners (21%).

Benito's Backup: Started 38 of 53 games (June 14-Aug 9) when Padres catcher **Benito Santiago** was sidelined with a fractured left hand...But made only 9 starts in 1st 55 games and was in lineup only 8 times in last 52 games.

1989: Homered 5 times in 1st 75 at bats (1 every 15.0) on way to career high 7 homers...His 1st hit of the year was a solo homer off ex-Oriole Joe **Price** on Apr 4 vs San Francisco.

Started 36 games behind the plate...Had career high 21 rbi including 4 on May 6 vs Pittsburgh and Aug 7 vs New York...Did not commit an error in 258 total chances (41 games)...Completed a triple play with tag out at plate on Apr 8 vs Houston.

1988: Made 33 starts (41 games) in 1st full big league season...All 6 of his homers and 13 of 15 rbi came after Aug 1 (16 games)...Hit .279 after that date...Belted his 1st ML home run with 1 on off Joaquin Andujar on Aug 14 at Houston...For an encore hit a 2nd and finished the day with 5 rbi in a 6-1 Padre win.

Had his 2nd 2-homer game on Sept 25 also vs Houston (at SD) during a 3-game span in which he hit 3 homers and drove in 7 men...The stretch concluded with a 2-out, 2-run pinch hit homer off LA's **Rick Horton** on Sept 28 that gave the Padres a 2-1, 16-inning victory.

Threw out 8 of 19 baserunners (42%)...Tied a club record by throwing out 3 baserunners on June 5 vs Atlanta.

Early Career: In 1987 led Las Vegas (AAA) in doubles (23)...In 1986, hit .288 for the Pacific Coast League champion Stars...Hit .500 (20-10) in final week of pennant race...Played 1st base much of the season...Earned his 1st trip to the big leagues as a Sep call up...Recorded his 1st ML hit on the final day of the season (Oct 3) off Cincinnati's **Ted Power**...Had 2 hits on the day.

In 1985 ranked 2nd among PCL catchers in putouts (538) and chances (595) and 3rd in assists (51)...In 1984 was the catcher on the Texas League all-star team...In 1983 played for the Texas League champions (Beaumont).

PERSONAL: He and his wife, the former **Wendy Heath** were married on Jan 10, '81, and have a son, **Nicholas** (7/30/90)...Played both baseball and basketball at Anderson (CA) HS...Also played both Little League and American Legion.

500 HOME RUN HITTERS

1. Henry L. Aaron (RHB)	755	8. Mickey C. Mantle (SWB)	536
2. George H. Ruth (LHB)	714	9. James E. Foxx (RHB)	534
3. Willie H. Mays (RHB)	660	10T. Theodore S. Williams (LHB)	521
4. Frank Robinson (RHB)	586	10T. Willie L. McCovey (LHB)	521
5. Harmon K. Killebrew (RHB)	573	12T. Edwin L. Mathews (LHB)	512
6. Reginald M. Jackson (LHB)	563	12T. Ernest Banks (RHB)	512
7. Michael J. Schmidt (RHB)	548	14. Melvin T. Ott (LHB)	511

DENNIS LEE RASMUSSEN 43

Born: Apr 18, 1959

Height: 6'7"; Weight: 233

Bats, L; Throws, L


Position: Pitcher

Birthplace/Residence: Born in Los Angeles, CA...Resides in Omaha, NE.

Roster: Rochester.

Tenure: 7 years, 124 days.

Signed Originally with: California. Signed



Year	Club	W	L	ERA	G	GS	CG	S	SHO	SV	IP	H	R	ER	BB	SO
1980	Salinas-1	4-6	5.45	11	11	4	1	0	76.0	69	51	46	52	63		
1981	Holyoke	8-12	3.98	24	24	6	1	0	156.0	134	95	69	99	125		
1982	Spokane-2	11-8	5.03	27	27	4	2	0	171.2	166	110	96	*113	162		
1983	Columbus-3	*13-10	4.57	28	*28	8	1	0	181.0	161	106	92	108	*187		
	San Diego-4	0-0	1.98	4	1	0	0	0	13.2	10	5	3	8	13		
1984	Columbus	4-1	3.09	6	6	3	1	0	43.2	24	15	15	27	30		
	New York (AL)	9-6	4.57	24	24	1	0	0	147.2	127	79	75	60	110		
1985	Columbus	0-3	3.80	7	7	1	0	0	45.0	41	24	19	25	43		
	New York (AL)	3-5	3.98	22	16	2	0	0	101.2	97	56	45	42	63		
1986	New York (AL)	18-6	3.88	31	31	3	1	0	202.0	160	91	87	74	131		
1987	Columbus	1-0	1.29	1	1	0	0	0	7.0	5	1	1	0	4		
	New York (AL)-5	9-7	4.75	26	25	2	0	0	146.0	145	78	77	55	89		
	Cincinnati	4-1	3.97	7	7	0	0	0	45.1	39	22	20	12	39		
1988	Cincinnati-6	2-6	5.75	11	11	1	1	0	56.1	68	36	36	22	27		
	San Diego	14-4	2.55	20	20	6	0	0	148.1	131	48	42	36	85		
1989	San Diego	10-10	4.26	33	33	1	0	0	183.2	190	100	87	72	87		
1990	San Diego	11-15	4.51	32	32	3	1	0	187.2	217	110	94	62	86		
1991	Las Vegas	1-3	5.47	5	5	1	0	0	26.0	23	18	16	15	12		
	San Diego-7	6-13	3.74	24	24	1	1	0	146.2	155	74	61	49	75		
NL Totals		47-49	3.95	131	128	12	3	0	781.2	810	395	343	261	412		
AL Totals		39-24	4.28	103	96	8	1	0	597.1	529	304	284	231	393		
ML Totals		86-73	4.09	234	224	20	4	0	1379.0	1339	699	627	492	805		

*Led League

1-Selected by California Angels in June '80 free agent draft (1st round, 17th overall pick).

2-Traded as the player to be named later to the New York Yankees to complete the 8/31 exchange for Tommy John on 11/24/82.

3-Traded with IF Edwin Rodriguez to the San Diego Padres for pitcher John Montefusco on 9/12/83.

4-Traded with pitcher Darin Cloninger to the New York Yankees for IF Graig Nettles on 3/30/84.

5-Traded to the Cincinnati Reds for pitcher Bill Gullickson on 8/26/87.

6-Traded to the San Diego Padres for pitcher Candy Sierra on 6/8/88.

7-Signed by the Orioles on 1/31/92 after being released by the San Diego Padres.

1991 SEASON SUMMARY

A sore left shoulder developed during spring training...Didn't make his 1st start until May 25 at Houston...Still was impressive in his 1st 5 starts...Went 3-1 with a 0.71 era (ip-38.0, h-32, r-7, er-3, bb-4, k-24) during that stretch...A 9-game losing streak (June 26-Aug 9) followed, the longest in the majors in '91.

During that stretch, the Padres were held to 2 runs or less in all but 1 of his starts...Rebounded in his next 6 starts going 3-1 with a 2.67 era (ip-33.2, er-10)...Was 2nd on team with 5 pickoffs...Led Padre pitchers in batting, .134 (44-6).

MAJOR LEAGUE CAREER

Career Notes: Has the 6th best career record in the AL among active pitchers with 50 or more AL decisions, 39-24 (.619)...Has averaged 30 starts the last 6 years.

LIFETIME VS THE AL: **Bal** (4-2, 3.81, ip-52, er-22)...**Bos** (3-2, 5.60, ip-35.1, er-22)...**Cal** (0-4, 7.68, ip-38.2, er-33)...**Chi** (4-0, 2.66, ip-50.2, er-15)...**Cle** (3-0, 4.13, ip-24, er-11)...**Det** (2-4, 5.10, ip-60, er-34)...**KC** (5-3, 4.12, ip-63.1, er-29)...**Mil** (4-0, 2.59, ip-55.2, er-16)...**Min** (4-2, 3.81, ip-56.2, er-24)...**Oak** (1-2, 5.12, ip-31.2, er-18)...**Sea** (5-3, 2.34, ip-61.2, er-16)...**Tex** (3-1, 4.15, ip-34.2, er-16)...**Tor** (1-1, 7.64, ip-33, er-28).

1990: In 1st 14 games for Padres he went 7-4 with 3 complete games...Hurled his 3rd career shutout June 26 at Houston...Shutout followed a 1 inning outing June 17 at LA when he left the game with soreness in his left shoulder...After a no-decision on July 1, he ran into trouble losing

his next 5 starts and 9 of 10...Club scored only 32 runs in his 15 losses (2.0 rpg)...4 of those losses were by 1 run...Led pitching staff with 8 picks but surrendered 1 home run every 6.2 innings (28 total).

Helping Himself: In his 11 victories he hit .448 (29-13)...Led pitching staff in batting, .290 (62-18) with 8 rbi...Had a hit in 6 of 7 games (May 25-July 1) going 7-for-14 (.500) with 4 rbi...Included in that stretch was a pinch-hit 3-run double on June 24 at Atlanta.

SAN DIEGO '88-'89: Swapped clubhouses with **Candy Sierra** on June 1 when the Reds traded him on a visit to San Diego...Had two 5-game winning streaks in '88...Was 4-0 with a 2.27 era in June...Won 10 of last 13 starts including 3 complete games in his last 3 starts...Was 3-0 vs his old Red teammates...In his 1st full season with Padres in '89, won 5 of last 6 decisions after going 5-9 thru mid-August...His last 10 starts produced a 6-2 record and 3.99 era...After giving up 14 homers in 1st 19 starts (1 in 7 innings), gave up only 4 in last 14 assignments (1 in 19.2).

CINCINNATI '87-'88: Dealt to the Reds for **Bill Gullickson** on Aug 26, '87 from Yankees...Finished season with 4-game win streak for the Reds...Pitched a 4-hit shutout on Apr 19, '88 vs San Francisco.

NEW YORK YANKEES '85-'87: Won a career-high 18 games in '86 while leading the Yanks in wins, starts (31), innings pitched (202.0) and was 2nd in strikeouts (131) and complete games (3)...Win total was 4th best in the American League and his winning percentage (.750) was 2nd only to Boston's **Roger Clemens**.

Won 6 straight (June 24-July 22)...Included in that stretch was his 1st big league shutout, a 3-hitter at Chicago on July 5...In '85 was the 1st time he opened the season on the big league roster.

EARLY CAREER: 1984-After opening the season on the Padres spring training roster, was traded to the Yankees for **Graig Nettles** on March 30...Pitched 8 scoreless innings and struck out 10 in his 1st AL appearance to earn his 1st big league win at Seattle on May 23...Had 6-game win streak (July 7-Aug 9)...

1983-Led the International League in strikeouts (187) and tied for the lead in wins (13) and starts (28)...Made his ML debut Sept 16 at Atlanta after being traded to the Padres with **Edwin Rodriguez** on Sept 12 (completed the **John Montefusco** deal)...Made his 1st ML start on Oct 1 vs Atlanta...Retired the 1st 14 batters he faced fanning 7 of them but was not a pitcher of record...

1982-After recording 162 strikeouts (2nd best in the PCL) was dealt to the Yankees in Nov to complete the trade for **Tommy John**.

AMATEUR: Prepped at Bear Creek HS in Lakewood, CO...Lettered in baseball, basketball and tennis...Attended Creighton University in Omaha, NE...Played both basketball and baseball for the Blue Jays...Competed against **Dave Corzine** (DePaul) and **Larry Bird** (Indiana State) while at CU...Originally drafted in the 18th round of the '77 June draft by Pittsburgh, but chose to attend college.

PERSONAL: He and his wife, **Sharon**, have 4 daughters: **Ashley** (8/18/84), twins **Stephanie** and **Brynn** (8/29/86), and **Michelle Marie** (8/4/88)...Is the grandson of **Bill Brubaker**, an infielder with the Pirates and Boston Braves in the '30s and '40s.

ISRAEL SANCHEZ 61

Born: Aug 20, 1963

Height: 5'9"; **Weight:** 170

Bats: L; **Throws:** L

Position: Pitcher

Birthplace/Residence: Born in Falcon, Cuba...Resides in Skokie, IL.

Roster: Rochester.

Tenure: 1 year, 145 days.

Signed Originally with: Kansas City.

Signed by Art Stewart.



Year	Club	W-L	ERA	G	GS	CG	SHO	SV	IP	H	R	ER	BB	SO
1982	Sarasota-1	3-5	4.57	12	11	0	0	0	61.0	63	41	31	36	49
1983	Charleston	10-6	3.59	30	19	3	1	2	163.0	172	92	65	70	130
1984	Fort Myers	3-3	3.65	14	10	0	0	0	66.2	62	30	27	29	63
1985	Fort Myers	8-6	2.11	28	12	2	2	3	98.1	72	32	23	27	86
1986	Memphis	13-7	3.47	28	26	4	1	0	184.1	190	97	71	55	141
	Omaha	0-1	9.00	1	1	0	0	0	3.0	4	3	3	2	2
1987	Omaha	5-12	4.62	23	21	3	0	0	124.2	162	74	64	46	74
1988	Omaha	7-4	2.91	15	15	3	2	0	102.0	102	36	33	36	85
	Kansas City	3-2	4.54	19	1	0	0	1	35.2	36	20	18	18	14
1989	Baseball City	1-0	0.00	3	2	0	0	0	8.0	7	3	0	2	4
1990	Memphis	1-2	3.10	15	0	0	0	6	29.0	21	11	10	8	32
	Baseball City	1-1	1.08	7	1	0	0	0	16.2	18	8	2	1	17
	Kansas City-2	0-0	8.38	11	0	0	0	0	9.2	16	9	9	3	5
1991	Rochester	6-2	3.42	24	12	4	1	2	94.2	94	43	36	33	74
Pro Totals		61-51	3.54	230	131	19	7	14	996.2	1019	499	392	366	776
ML Totals		3-2	5.36	30	1	0	0	1	45.1	52	29	27	21	19

1-Selected by Kansas City Royals in June '82 free agent draft (9th round).

2-Signed by Orioles as a 6-year minor league free agent on 3/13/91.

1991 SEASON SUMMARY

Finished 3rd in the International League (AAA) in complete games (4) in only 12 starts...Began season in bullpen...In 6 Apr relief appearances was 0-1 with a 1.00 era (9-ip, 1-er, 9-k)...As a starter was 6-0 with a 3.37 era (ip-72.2, h-72, er-27, bb-25, so-54)...Was 2-1 with a 1.75 era (41.1-ip, 9-er) on the road...Had problems at Silver Stadium, giving up nearly 3 more rpg at home...Still compiled 4-1 record there.

Elbow problems cut his season short...After a week-long stint on the disabled list in late July, he was placed back on the DL Aug 7 and remained there the rest of the season.

CAREER HIGHLIGHTS

1990: After spending most of the '89 season and the first 2 months of '90 (reactivated May 29) on the DL with recurring elbow problems, he averaged 1 strikeout per inning (17-ip, 17-k) for Baseball City...Promoted to Memphis and gained a save in his 1st appearance there.

1988/ML Debut: Opened season at AAA Omaha (KC)...Was named AAA Pitcher of the Week for May 2-8 after throwing a 7-hit shutout...Contract purchased by Royals on July 4...Made his major league debut vs Milwaukee on July 7 (1-ip, 2-h, 2-r)...1st ML decision was a loss vs NY Yankees on July 22...Made 1st ML start at Baltimore on July 30...Went 2 innings (no decision).

Earned 1st ML win vs Orioles on Aug 9...Went season-high 5 innings in relief (3-h, 1-r) and won on **Pat Tabler's** 3-run double in bottom of 9th at KC off **Tom Niedenfuer**, 5-4...Gained his 1st ML save on Sept 21 at Seattle in his only save opportunity.

1987: Was added to Royals 40-man roster following '86 season...A fractured right leg kept him out of action from April 25-May 15...Spent entire season in Omaha.

1986: Led Memphis in 6 categories: wins (a career best and club record 13), era among starters (3.47), complete games (career high 4), shutouts (tied with 1), innings pitched (career high and club record 184.1), and strikeouts (career best and club record 141)...Ranked 2nd in Southern League in strikeouts and victories.

EARLY MINOR LEAGUE CAREER: In '85 pitched the 1st 5.2 innings of a 7-inning no-hitter vs St Petersburg...His 2-hit shutout performance (14k) vs Ft Lauderdale in the final game of the Florida State League playoffs gave Fort Myers his 1st ever league championship.

In '84 2 trips to the disabled list due to an elbow injury (May 26-June 18 and June 29-Aug 22) limited him to 14 appearances...Still had 63 strikeouts in 66.2 innings...Began professional career in Sarasota after Royals selected him in '82 June free agent draft.

AMATEUR CAREER: In '82, pitched a no-hitter in a Chicago Public HS Northwest Section title game...In 2nd round of city championship, he threw a 1-hitter and struck out 11, but lost 1-0 on a walk, stolen base, wild pitch and single...Lettered in baseball and swimming.

PERSONAL: Nicknamed Zip...He and his wife, **Angela**, have a daughter, **Natalie** (8/13/85)...Graduated from Von Stueben (IL) HS in '82.

MARK EDWARD SMITH 60

Born: May 7, 1970
Height: 6'2"; **Weight:** 195
Bats, R; Throws, R
Position: Outfielder
Birthplace/Residence: Born in Pasadena, CA...Resides in Arcadia, CA.
Roster: Frederick.
Tenure: None.
Signed Originally with: Orioles. (9th player chosen in draft). Signed by Paul Fryer.



Year	Club	AVG.	G	AB	R	H	2B	3B	HR	RBI	BB	SO	SB	CS
1991	Frederick-1		250	38	148	20	37	5	1	4	29	9	24	1

1-Selected by Orioles in June '91 free agent draft (1st pick).

1991 PRO DEBUT

Was the Orioles 1st round pick (#9 overall) in '91 June amateur draft...Joined Frederick during final week of July and hit just .120 (28) over first 7 games...Hit .326 (46-15) with 3 home runs and 15 rbi over the next 11 games...Hit 1st professional home run on Aug 1 against Kinston...During month of Aug (30 games) finished with 26 rbi and had 11 multi-hit games, including a perfect 3-for-3 night Aug 11 against Salem.

AMATEUR CAREER: At Arcadia (CA) HS hit a league-leading .468 as a senior...Earned All-San Gabriel Valley and All-Pacific League first-team honors...At University of Southern California hit .338 and was named to Baseball America's Freshman All-America second team...As a sophomore hit team-leading .333 with 11 home runs and a team high 54 rbi.

Led Cape Cod Summer League in batting (.406) and was first hitter since league switched to wooden bats (1985) to hit over .400...Named the league's MVP and best professional prospect.

As a junior hit .338 with team high 80 rbi and tied team lead with 18 homers for USC...Named to Collegiate Baseball and Baseball America's All-America first team...Finished college career as Trojans all-time leader in three categories: rbi (168), steals (57), and triples (13)...His 240 career hits placed him second.

PERSONAL: Single...Hobbies include fishing and basketball...Also enjoys music...At USC, majored in Public Administration with a minor in business...Is member of Kappa Sigma Fraternity...His father, Doug, is a cancer surgeon in Southern California.

BIRDS' FIRST GAME IN BALTIMORE, '54

The Modern American League Orioles made their Baltimore debut in Memorial Stadium on Apr 15, '54 before a crowd of 46,354, including Vice President **Richard M. Nixon**, who threw out the first ball.

Bob Turley pitched a 7-hitter and fanned 9 as the Orioles of **Jimmy Dykes** defeated **Paul Richards'** Chicago White Sox, 3-1. It was Baltimore's 1st big league baseball game in 52 years. **Chico Carrasquel**, the White Sox' shortstop, was the 1st batter in the new stadium and he singled on the opening pitch.

Orioles catcher **Clint Courtney** earned the distinction of hitting the 1st home run in the new ballpark, a bases empty blast in the 3rd inning off **Virgil Trucks**, the losing pitcher, who later also yielded a solo homer to **Vern Stephens** in the 4th.

The Orioles' starting lineup in that first Baltimore game: **Bobby Young** (2b), **Eddie Waitkus** (1b), **Gil Coan** (cf), **Vic Wertz** (rf), **Sam Mele** (lf), **Billy Hunter** (ss), **Courtney** (c) and **Turley** (p).

ORIOLES 1ST GAME ANYWHERE

The O's opened their 1st season, not in Baltimore, but in Detroit on Apr 13, '54 and lost to the Tigers, 3-0, **Steve Gromek** over **Don Larsen**. The following day, still in Detroit, the O's gained their 1st win as **Duane Pillette** went the route to beat **Ray Herbert**, 3-2...The distinction of driving in the O's 1st run ever went to outfielder **Sam Mele** with a single in the 1st inning.

ORIOLES FARM SYSTEM STAFF

THOMAS (TOM) DALE BROWN

MINOR LEAGUE PITCHING COORDINATOR, Hgt: 6-1 Wgt: 175 B: R T: R

Born: Aug 10, '49, Lafayette, LA, Resides: Venice, FL

NOTES: Pitched 6 years in pro ball including a tour with the Seattle Mariners in '78...Made 6 relief appearances with the M's and was 0-0 with no saves.

Was pitcher/coach for Syracuse in '80 during the tail end of his playing career...Returned to the professional ranks, after 6 years on the amateur level, in '88 as the Orioles' pitching coach at Hagerstown (A) in the Carolina League.

COACHING CAREER

1980	Player/Coach, Syracuse, International League (Blue Jays)
1982-87	Coached amateur, high school and college baseball
1988	Pitching Coach, Hagerstown, Carolina League (Orioles)
1989-90	Pitching Coach, Hagerstown, Eastern League (Orioles)
1991	Pitching Coach, Gulf Coast League Orioles
1992	Minor League Pitching Coordinator (Orioles)

PERSONAL: Graduated in '67 from Neville (LA) HS, where he was All-City in baseball, football and track...Named Monroe "Athlete of the Year" in '67...Graduated from Northeast Louisiana Univ in '71 with a B.S. in Education. Named to All-American team, led nation with an 0.51 era...Coached baseball and was athletic director at Trafton (LA) HS, '83-'84...Pitching coach for LSU, '85-'86.

DONALD (DON) ALVIN BUFORD SR.

MANAGER: Hagerstown, Hgt: 5-8 Wgt: 165 B: S T: R

Born: Feb 2, '37, Linden, TX, Resides: Sherman Oaks, CA

PLAYING CAREER: Played 17 years as an infielder-outfielder in pro ball ('60-'76), including 10 years with the White Sox ('63-'67) and Orioles ('68-'72).

Named the "Minor League Player of the Year" by The Sporting News in '63, when he played with Indianapolis of the International League. Led the league in runs scored (114), hits (206), doubles (41), batting average (.336) and stolen bases (42).

Played 4 years with the White Sox and in '66 was only one off the league lead in steals 51 (**Bert Campaneris** led with 52)...Traded to the Orioles on Nov 29, '67, with **Bruce Howard** and **Roger Nelson**, for **John Matias**, **Russ Snyder** and **Luis Aparicio**.

During 5 years with the Orioles, he became arguably the finest leadoff hitter in Orioles history...Had an on-base percentage of over 40% in '69-'70-'71 and scored exactly 99 runs each year, helping the Orioles to 3 straight pennants. Batted .357 in 3 ALCS, '69-'71. Also played in 3 World Series.

Homered in his 1st WS at bat ('69, Game 1 vs Mets) off **Tom Seaver**...Homered once in '70 WS vs Reds and twice in '71 vs Pirates...Is one of 36 players to hit 4 or more home runs in World Series history...Played in All-Star game in '71...Had 1,203 career hits and a .264 batting average with 200 stolen bases. Played in Japan, '73-'76, for The Taiheiy Club Lions and Nankai Hawks....He was MVP in the Pacific League in '74.

MANAGERIAL/COACHING CAREER

1978-79	Minor League Outfield/Base Running Coach (Brewers)
1980-84	First Base Coach, San Francisco
1985-87	Assistant Baseball Coach, Southern Cal
1988	Bench Coach, Baltimore Orioles
1989-91	Director of Field Operations, Instructor (Orioles)
1992	Manager, Hagerstown, Eastern League

Served as 1st base coach with the San Francisco Giants, '80-'84, under Manager **Frank Robinson**.

Rejoined the Orioles during the '88 season as bench coach, and became Director of Field Operations in '89...Will manage for the 1st time in pro ball this year at Hagerstown...His son, **Damon**, is an outfielder on the Keys roster. Another son, **Don Jr**, also played in the Birds' system, reaching (AA) in '89, but is now attending UCLA medical school.

PERSONAL: Attended Los Angeles City College, where he was a junior

college baseball All-American in '56...Graduated from the University of Southern California, where he earned a B.S. degree in Education...Pitched on NCAA baseball champion Trojans in '58. In football, he was an All-Pacific Coast Conference running back in '58.

RICHARD (RICH) FREMONT DAUER

MINOR LEAGUE INFIELD INSTRUCTOR Hgt: 6-0 Wgt: 195 B: R T: R
Born: July 27, '52, San Bernadino, CA, **Resides:** Hinckley, OH

NOTES: Was the Orioles #1 pick in the June, '74 draft, and went on to play more than 9 seasons (late '76-'85) for the Orioles and batted .257. Spent his entire big league playing career in an Orioles uniform. Was the Orioles 2nd baseman in their last 2 World Series...Hit a home run in game 4 of the '79 WS vs Pittsburgh that gave O's early lead in decisive game. In Series came back to win.

Set 2 American League single-season fielding records for second baseman: 86 consecutive errorless chances (Apr 10-Sep 29, '78) and 4 consecutive errorless chances (Apr 10-Sep 30, '78)...Finished first in '81 (.989), second in '82 (.987) and fourth in '83 (.988) in fielding percentage among AL 2nd baseman...Holds the club record for fewest strikeouts in one season (19 in 608 at-bats in 1980)...Fanned only 219 times in nine and a half seasons, or an average of 23 per season.

Began his career in fine style, hitting .328 for Asheville (AA) during his first season...With Rochester in 1976 (AAA), won the International League batting title and was selected as the League's co-mvp.

Returned to the uniformed ranks in 1987 when he managed the independent San Bernadino Spirit of the California League... In '89, coached Colorado Springs for Mike Hargrove, now Cleveland manager...Spent last 2 seasons as the Tribe's 3rd base coach.

Managed the San Bernadino entry in the Senior League during 1990-91 offseason.

PERSONAL: Played Little League, Pony League, Colt baseball and American Legion baseball as a youth...Graduated from Colton (CA) high school where he played baseball, basketball and football.

Attended San Bernadino Valley College for two years where he played baseball...Also attended University of Southern California...Was a member of the 1973 and 1974 NCAA Division I National Championship squads. At USC, he played with future major leaguers Roy Smalley, Fred Lynn and Steve Kemp...Set NCAA records in hits (108), total bases (18) and runs during his senior year...Was an NCAA all-America selection.

JOSEPH (JOE) VANN DURHAM

COACH-Hagerstown, Hgt: 6-1 Wgt: 190 B: R T: R
Born: July 31, '31, Newport News, VA, **Resides:** Baltimore, MD

NOTES: Began career in '52 in the old Negro American League...Made major league debut with the Orioles, playing 10 games in late Sep '54, team's 1st year in Baltimore.

Became the 1st black ballplayer to hit a home run for the Orioles, off a **Nagy** of the Philadelphia A's on Sep 12, '54...Hit .391 with San Antonio in 174 at bats in '57...Played for O's again in '57 and the Cardinals in '58.

Threw pre-game batting practice for the Orioles for more than 20 years while working full-time with a Baltimore liquor distributor...Served as scout for amateur free agents and as the Orioles Community Coordinator '88-89. Assigned to Hagerstown for the '90 season, where he has served as a coach for the last two seasons...Works as a college and high school basketball referee during the off-season.

PERSONAL: Graduated from Huntington (VA) HS in '50...Played baseball, football, and basketball, and ran track...Held the Virginia high school 100-yard dash record for more than 20 years...Played tailback in football and had a 47.6-yard average as a punter. Graduated from Shaw University in '58.

MYRON WALTER (MOE) DRABOWSKY

COACH-Hagerstown Hgt: 6-2 Wgt: 190 Batted: R Threw: R
Born: July 21, '35, Ozanna, Poland **Resides:** Sarasota, FL

NOTES: 17-year major league veteran with seven different teams, including two different stints with the Orioles...Was 88-105 with a 3.71 as a

starter and reliever.

Broke into the big leagues in 1956 with the Chicago Cubs without benefit of minor league experience...Pitched five seasons for the Cubs...Also pitched for the Milwaukee Braves, Cincinnati Reds and Kansas City Athletics before being selected by the Orioles in the major league draft following the '65 season.

Had a perfect 6-0 record as a member of the '66 World Champion O's...Enjoyed greatest moment in his career on October 5, 1966 when he won World Series opener vs. Dodgers with spectacular relief job...Went 6.2 innings and allowed just one hit while fanning 11 to set a Series mark...Six of the strikeouts were in succession to tie mark set by Reds' Hod Eller in 1919.

Established a then-club record by winning 12 straight games over two seasons, 1966-67 before dropping a 1-0 decision July 28, 1967...Posted era's under 2.00 during the next two campaigns. Was selected by the Kansas City Royals in the '68 expansion draft, but was reacquired by the Orioles in '70...Completed his pitching career with the White Sox in '72.

Returned to baseball in 1986 with the White Sox as a major league coach...Assigned to Birmingham in 1987 where he served the next 2 seasons as the Barons pitching coach...Was pitching coach at Vancouver (AAA) the last 3 years ('89-'91).

Returned to the Orioles' organization last winter when he joined former teammate **Don Buford's** staff at Hagerstown as pitching coach...One of 3 former O's on the Sun's '92 staff, along with **Buford** and **Joe Durham**.

PERSONAL: Born in Ozanna, Poland...Studied economics at Trinity University in Hartford...Pitched no-hit, no-run game against Wesleyan College in 1956, striking out 16.

ONERI FLEITA III

COACH-Kane County Hgt: 6-5 Wgt: 210 B: L T: L
Born: Nov 18, '66, Key West, FL, **Resides:** Key West, FL

NOTES: Enters his 3rd season as a coach and 5th season overall in the Orioles organization...Spent his first 2 years in the system as a player...Originally signed as a non-drafted free agent on July 20, '88 upon the recommendation of Orioles' part time scout **Bill Olson**, baseball coach at Northwest High School in Omaha, and father of O's relief ace, **Gregg**...Played at Erie in '88 and in '89 at Frederick where he backed-up **David Segui** for most of the season...Hit .238 (290-69) with the Keys

Was released after spring training in '90, and added to Wausau Timbers coaching staff...Remained with the franchise following its move to Kane County (Geneva, Ill.) prior to '91 season.

PERSONAL: Played Little League and Pony League baseball as a youth...Was a member of the 1978 Florida State Little League championship squad and the 1982 Florida State League Pony League championship squad...A 1984 graduate from Key West (FL) high school, where he earned 3 letters for baseball and was selected as the squad's 'mvp' following his junior and senior seasons.

Attended Miami-Dade Community College for 2 years and Creighton (NE) University for 2 years...Batted .408 (240-98) for the Blue Jays as a junior, placing 2nd in the nation with 40 doubles...Was selected as the 1988 Missouri Valley Conference player of the year, his senior season... Was waiting tables in an Omaha, Nebraska restaurant prior to being signed by the Orioles.

THOMAS GUSTAVO (GUS) GIL

COACH-Extended/Gulf Coast Hgt: 5-10 Wgt: 185 B: R T: R
Born: Apr 19, '39, Caracas, Venezuela, **Resides:** Miami, FL

NOTES: Made his Major League debut with Cleveland in '67...Also played with Seattle and Milwaukee during his 4 years in the majors ('67-'71)...Played winter ball in his native Venezuela for 19 years.

Coached in Yankee system at Ft...Lauderdale in '77 and West Haven in '78. Was the Scouting Supervisor for the Angels in 1979...After managing Danville of the Midwest League for the Yankees, '80-'86, Gus coached for Prince William in the Carolina League in '88...Has managed the Bluefield O's the last 2 years.

PERSONAL: Graduated from Santa Maria University in '87 with a degree

in Sports Administration...Founder and president of Gonzalo Marquez "Foundation for the Professional Player."...Is bi-lingual and has worked as a television commentator on major league "Game of the Week" broadcasts to Venezuela.

He also did Spanish broadcasts of Prince William gmaes to the Maryland-Virginia-District of Columbia area. Also serves the organization as Latin Liaison, helping to ease the transition for the organization's Spanish speaking players.

LEONARD (LENNY) E. JOHNSTON

CAMP COORDINATOR Hgt: 5'10 Wgt: 175 B: L T: L
Born: Mar 15, '29, Pontiac, MI Resides: Carmel, IN

NOTES: Entering his 16th season with the Orioles' organization, he is one of the dean's of organization in terms of service, having been with the club since '76 in a number of different capacities...Only East Coast Scouting Supervisor John Stokoe ('68) and area-scout Lamar North ('76) have been with the organization as long.

Signed to 1st pro contract by White Sox upon graduation from college...Was named the American Baseball Congress "Rookie of the Year" in '53...Led Southern Association in stolen bases in '54 (39), the American Association in '55 (25) and the International League in '56 (40), '57 (26) and '58 (37).

Played in the Yankees system for 3 seasons before returning to Chicago's Class AAA Indianapolis in '60.

Began his managerial career in '67 in the Washington Senators farm system (managed Burlington in the Carolina League in '67-'68 and coached at Buffalo in International Lge in '69)...He later managed and scouted for the Cleveland Indians for 5 years.

Joined the Orioles organization as a manager at Miami, '76-'77...Also served as a mid-West scout and field coordinator, '79-'83; as a cross-checker, camp coordinator and mid-American scout, '84-'88; and as an interim manager with Hagerstown in the second half of the '84 season...Was a regional scouting supervisor in '88 and a minor league camp coordinator for the last 4 seasons (starting '89).

PERSONAL: Graduated in '46 from Saginaw Arthur Hill (MI) HS, and in '52 from Western Michigan University in '52...He played baseball at both schools.

RECORD AS MANAGER

Year	Club	League	W	L	Pct	Pst
1967	Burlington	Carolina	70	69	.504	3rd
1968	Burlington	Carolina	56	84	.400	6th
1970	Sumter	West Coast	61	68	.473	52
1971	Sarasota	Gulf Coast	28	24	.538	3rd
1972	Elmira	Eastern	46	91	.336	4th
1973	Sarasota	Gulf Coast	32	24	.571	2nd
1974	Peninsula	Carolina	58	76	.433	55
1976	Miami	Florida State	79	63	.556	1st
1977	Miami	Florida State	72	66	.522	2nd
1984	Hagerstown	Carolina	27	39	.409	4th
CAREER TOTALS			(10 years)	529	604	.457

CHRISTOPHER PAUL LEIN

PITCHING COACH-Extended/Gulf Coast Hgt: 6-3 Wgt: 225 B: R T: R
Born: Oct 23, '58, Staten Island, NY Lives: N. Myrtle Beach, SC

NOTES: Enters his 2nd season with the Orioles organization. Joined the O's as a pitching coach with Bluefield in '91.

Pitched in the minors for 5 seasons ('79-'83) in the Yankees organization and advanced as high as AA at Nashville in '82 where he played for Orioles' skipper John Oates. Finished at Alexandria (A), Carolina League.

COACHING CAREER

This will be his 9th season as a minor league pitching coach.

- 1984 Pitching Coach, Macon Pirates, South Atlantic League (A) (Pirates)
- 1985-86 Pitching Coach, Prince William Pirates, Carolina League (A) (Pirates)
- 1987-88 Pitching Coach, Salem Buccaneers, Carolina League (A) (Pirates)

- 1989 Pitching Coach, Harrisburg Senators, Eastern League (AA) (Pirates)
- 1990 Pitching Coach, Salem Buccaneers, Carolina League (Pirates)
- 1991 Pitching Coach, Bluefield Orioles, Appalachian League (R) (Orioles)
- 1992 Pitching Coach, Extended/Gulf Coast League Orioles, Gulf Coast League (Orioles)

PERSONAL: Was the Yankees' 16th round selection in the '79 June draft...Graduated from Monsignor Farrell (NY) HS in Staten Island...Attended Valencia (FL) Junior College and Florida International University...Was named to the '79 NCAA Division II All-America team...Spent the winter of '86-'87 as the pitching coach for Magallanes of the Venezuelan winter league.

STEPHEN LEE LUEBBER

PITCHING COACH-Rochester Hgt: 6-3 Wgt: 195 B: R T: R
Born: July 9, '49, Clinton, MO Resides: Joplin, MO

NOTES: Pitched in pro ball for 17 seasons ('67 to '83) including all or part of 5 campaigns in the big leagues with the Twins ('71-'72, '76), Blue Jays ('79) and Orioles ('81).

His best year was '75, when he paced Pacific Coast League hurlers in complete games (15) and shutouts (3)...Won the Sherry Robertson Award as the Twins' top farmhand that year.

Had a no-hitter going for the Twins on Aug 7, '76 until the Rangers' Roy Howell broke it up in the 9th with 2 outs and 2 strikes on him.

Signed with the Orioles' organization on Apr 5, '80 and spent the '80 and '81 seasons with Rochester...Named a player-coach prior to the '81 season...Made 7 appearances during the '81 season with the Orioles, working 17 innings....Returned to the O's in '91 as pitching coach at Hagerstown.

COACHING CAREER

- 1981 Player-coach, Rochester Red Wings, International League (Orioles)
- 1982 Player-coach, Denver Bears, American Association (Rangers)
- 1983 Player-coach, Evansville Triplets, American Association (Tigers)
- 1984 Pitching coach, Spokane Padres, Northwest League (Padres)
- 1985 Pitching coach, Charleston (SC) Rainbows, South Atlantic League (Padres)
- 1986 Pitching coach, Beaumont Gators, Texas League (Padres)
- 1987-88 Pitching coach, Wichita Pilots, Texas League (Padres)
- 1989 Pitching coach, Las Vegas Stars, Pacific Coast League (Padres)
- 1990 Pitching coach, Riverside Red Wave, California League (Padres)
- 1991 Pitching coach, Hagerstown Suns, Eastern League (Orioles)
- 1992 Pitching coach, Rochester Red Wings, International League (Orioles)

PERSONAL: A 1967 graduate from Joplin (MO) HS where he played baseball and basketball...Was the starting forward on the Missouri state basketball championship team during his senior season...Twins' 13th round selection in the '67 June draft...Attended Missouri Southern College in the off-season during his playing days.

LARRY STEPHEN McCALL

PITCHING COACH-Kane County Hgt: 6-2 Wgt: 195 B: L T: L
Born: Sep 8, '52, Asheville, NC Resides: Asheville, NC

NOTES: Began his professional career in the Orioles organization in '71 as an undrafted free agent. Pitched at Bluefield, Lodi (where he was 14-7), Asheville and Rochester thru '75...Released by the Orioles after '75 season and signed with the Yankees...Was 16-7 for Syracuse in '77 and later made major league debut with Yankees on Sep 10 vs Toronto...Recorded 1st win Aug 9, '78 vs Milwaukee.

Traded with Sparky Lyle, Dave Rajsich, Mike Heath and Domingo Ramos to the Rangers organization for Dave Righetti, Juan Beniquez, Greg Jemison, Paul Mirabella and Mike Griffin in '79...Pitched at Tucson

(AAA) that season and won 14 games.

Later pitched in Cleveland and Toronto organizations before retiring from active duty. Was 2-2 lifetime in majors.

Returned to professional baseball in '90 as pitching coach with Bluefield (Rookie). Was assigned to Kane County in '91...Returns to the Cougars for his second season. Has spent the last 2 off-seasons in Australia serving as the pitching coach for the Perth Heat, a team managed by Rochester coach **Mike Young**.

PERSONAL: Graduated from Enka (NC) HS. Was the winning pitcher in the '70 North Carolina state championship game...Has worked in private business since retiring from baseball in '81...Helped the University of North Carolina-Asheville start a baseball program in '82.

ROBERT (BOB) MISCIK

MANAGER-Frederick Hgt: 5-11 Wgt: 180 B: R T: R
Born: May 16, '58, Calumet, PA Resides: Calumet, PA

NOTES: A 3rd baseman primarily, played 9 seasons in the minors after signing originally with the Pirates ('80-'88)...Also played winter ball in Venezuela ('83) and Mexico ('84). He was 8-for-13 for Hawaii in the Pacific Coast League playoffs vs Las Vegas, including a game-winning home run in game two.

Returned to organized baseball after a one year absence when he joined the Orioles' organization in '90 as a coach at Frederick.

Directed Kane County's fantastic turnaround in the Midwest League's 2nd half in '91...After placing 7th in the northern division during the 1st half with a 26-40 record (.394), the Cougars posted a 42-27 record to capture the 2nd half North division crown...Returns to Frederick as the teams' manager for the '92 season.

COACHING CAREER

1990 Coach, Frederick Keys, Carolina League (Orioles)
1991 Manager, Kane County Cougars, Midwest League (Orioles)
1992 Manager, Frederick Keys, Carolina League (Orioles)

Year	Club	Class	League	W	L	Pct	Finish
1991	Kane County	A	Midwest	68	67	.504	71

PERSONAL: Graduated in '76 from Mt. Pleasant (PA) HS, where he played baseball and football...Attended Indiana University of Pennsylvania, where he was All-District all 4 years...Majored in Health and Physical Education.

WALLACE (WALLY) WADE MOON

MINOR LEAGUE HITTING COORDINATOR Hgt: 6-0 Wgt: 200 B: L T: R
Born: Apr 3, '30, Bay, AK Resides: College Station, TX

NOTES: Played 12 years in the NL (Cardinals and Dodgers) and had a .289 lifetime average. Homered in his 1st major league at bat with St. Louis in '54 and went on to be named National League Rookie of the Year. Batted .304 that year with 29 doubles, 9 triples and 19 homers.

Traded with pitcher **Phil Paine** to the Los Angeles Dodgers for outfielder **Gino Cimoli** on Dec 4, '58...Won Gold Glove in '60 as an outfielder...Tied the National League record for home runs in the month of April in '61 (8)...Famous for his "moon" shots over the short leftfield fence (screen) at the L.A. Coliseum (before Dodger Stadium). His best year with the Dodgers was '59 when he hit .302 with 26 doubles, 11 triples and 19 homers. Drove in 88 runs in '61. Played in 2 WS for the Dodgers ('59 & '65).

MANAGERIAL/COACHING CAREER

Begins his 1st season as Orioles' minor league hitting coordinator after managing 2 seasons in Frederick...Named '90 Manager of the Year in the Carolina League in his 1st season at Frederick...The Keys won both halves and then defeated Kinston for the CL championship.

1965-76 Baseball Coach, Brown University
1977-81 President/owner, San Antonio Dodgers, Texas League (Dodgers)
1986 Coach, Louisville Red Birds, American Association (Cardinals)
1987-88 Manager, Prince William Yankees, Carolina League (Yankees)
1990-91 Manager, Frederick Keys, Carolina League (Orioles)
1991 Minor League Hitting Coordinator (Orioles)

PERSONAL: Graduated from Texas A&M University with a Masters Degree in Education in '51.

Year	Club	Class	League	W	L	Pct	Pos
1987	Prince William	A	Carolina	66	74	.471	3/2
1988	Prince William	A	Carolina	33	45	.423	3rd
1990	Frederick	A	Carolina	74	62	.544	1/1
1991	Frederick	A	Carolina	58	82	.414	4/4

JERRY AUSTIN NARRON

MANAGER-Rochester Hgt: 6-3 Wgt: 205 B: L T: R
Born: Jan 5, '56, Goldsboro, NC Resides: Goldsboro, NC

NOTES: Spent 15 seasons as a catcher in professional baseball ('74-'88), including all or part of 8 seasons in the AL with 3 clubs—Yankees ('79), Mariners ('80, '87), and Angels ('83-'86)).

Signed originally with the Yankees and in '76 formed battery combination with O's Assistant General Manager/Director of Player Personal **Doug Melvin** at Ft. Lauderdale (A) in the Florida State League. Named to Eastern League (AA) all-star squad in '77 when he hit .299 with 28 homers and 93 rbi. them all year.

Spent all of '79 with Yankees then was traded to Seattle with of **Juan Beniquez** and pitchers **Jim Beattie** and **Rick Anderson** for of **Ruppert Jones** and pitcher **Jim Lewis**...Spent part of '80 with the M's, as well as the entire '81 season.

Signed with the Angels as a free agent prior to the '82 season...Had big year in '83 while with Edmonton (AAA), hitting .301 with 30 doubles, 27 homers and 101 rbi...Recalled by the Halos on Sep 8, '83...Remained with the Angels until '86 as the Angels backup receiver to **Bob Boone**.

Played for Rochester in '88, his final year as a player.

MANAGING CAREER

Began his managerial career at Frederick in '89...Directed the Keys' to 2nd place finishes in both halves as a rookie skipper...Succeeds current O's hitting coach **Greg Biagini** as Rochester's manager.

Year	Club	Class	League	W	L	Pct	Finish
1989	Frederick	A	Carolina	73	65	.529	2/2
1990	Hagerstown	AA	Eastern	67	71	.486	6th
1991	Hagerstown	AA	Eastern	81	59	.579	2nd

PERSONAL: Graduated in '74 from Goldsboro (NC) HS, where he played baseball, basketball and football...Attended East Carolina University...Originally drafted by the New York Yankees in the 6th round of the '74 June draft...Great uncle **Sam Narron** coached for 17 years with the Dodgers, Cardinals and Pirates.

REID THOMAS NICHOLS

OUTFIELD/BASERUNNING COORDINATOR Hgt: 5-11 Wgt: 165 B: R T: R
Born: Aug 5, '58, Ocala, FL Resides: Frederick, MD

NOTES: Enters his 2nd season with the organization. Will work closely with major league baserunning coach **Davey Lopes** throughout the year...Spent the '91 season a coach during both the Orioles' extended spring training program as well as for their Gulf Coast League entry.

Was an outfielder for 12 years in pro ball, starting '76. Spent all or part of 8 years in the majors with the Red Sox ('80-'85), White Sox ('85-'86) and Expos ('87).

His best minor league season was '79 in the Carolina League (Winston-Salem) when he stole 66 bases in 78 tries, and paced the circuit in runs (107), hits (156), total bases (227) and outfield assists (23). Missed out on CL player of the year honors by 1 vote to of **Bob Dernier** of Peninsula...Had only 134 games of minor league experience above Class 'A' before making his big league debut with the Red Sox in Sep, '80.

Made the big leagues for good in '81, spending the next 4 1/2 seasons with the Red Sox...Set a career mark in average in '82 when he hit .302 in 92 games...Hit 3 home runs in 2-day span to win a couple of games for the BoSox in Aug, '82...Appeared in career high 100 games in '83.

Traded to the White Sox for pitcher **Tim Lollar** on July 11, '85...Hit .297 in 51 games after being acquired by the Pale Hose...Recorded the final out, catching Don Baylor's fly ball, in Tom Seaver's 300th win, Aug 4, '85. Had a big league career average of .266. Played 7 different positions during his career including all 3 outfield positions.

COACHING CAREER

- 1991 Coach, Extended/Gulf Coast Orioles, Gulf Coast League (Orioles)
1992 Minor League Outfield and Baserunning Coordinator (Orioles)

PERSONAL: Was originally the Red Sox' 12th round pick in the '76 June draft...Attended Ocala (FL) HS where he was selected as baseball team's 'mvp' his senior season...Once stole 7 bases during a game in high school.

PRESTON MICHAEL (MIKE) O'BERRY

MANAGER-Bluefield Hgt: 6-2 Wgt: 195 B: R T: R
Born: Apr 20, '54, Birmingham, AL Resides: Bessemer, AL

NOTES: This is his 1st season in the Orioles' organization. Played parts of 7 seasons with 6 different big league clubs: Boston ('79), Cubs ('80), Reds ('81-'82), Angels ('83), Yankees ('84) and Expos ('85).

Originally signed by the Red Sox, he made his professional debut in '75 and made his big league debut 4 years later...Was traded to the Cubs for inf Ted Sizemore on Aug 17, '79...Traded to the Reds for pitcher Jay Howell on Oct 17, '80.

Traded to the Angels for John Harris, Jan 10, '83...At Edmonton (PCL) in '83 was teammate of Rochester Manager Jerry Narron. Switched from catching to the outfield and some 3rd base late in career. Hit .307 for the Edmonton.

Signed with the Yankees organization for the '84 season...Began the season with Columbus (AAA)...Also appeared in 13 games with the Yankees...Wound up his playing career with the Expos organization, appearing in 20 games with Montreal during the '85 season.

PERSONAL: Graduated from Ensley (AL) high school where he played football, baseball and basketball...Was named to All-City squad in basketball and football his senior season and was selected to All-State baseball team...Attended University of South Alabama, where he graduated in 1977...Selected in the 22nd round of the '75 June draft by the Boston Red Sox.

COACHING CAREER

- 1992 Manager, Bluefield Orioles, Appalachian League (Orioles)

JOHN EUGENE O'DONOGHUE

COACH-Frederick Hgt: 6-2 Wgt: 215 B: R T: L
Born: Oct 7, '39, Kansas City, MO Resides: Elkton, MD

NOTES: Worked in private business as a vice-president of a company in Wilmington, DE before returning to baseball as pitching coach at Frederick in '90. Played 9 seasons in the major leagues for 5 different organizations: KC ('63-'65), Indians ('66-'67), Orioles ('68), Seattle ('69), Milwaukee ('70), Expos ('70-'71). He was 39-55 with a 4.08 era.

Won 19 games for Kansas City over 2 seasons...Was named to the American League All-Star team in '65, but did not appear in the game...Traded by the A's to Cleveland for pitcher Ralph Terry and cash on Apr 7, '66.

Traded to the Orioles in Nov, '67...Appeared in 16 games without a decision for the Birds...Traded to the expansion Seattle Pilots Apr 30, '69...Appeared in 55 games, all in relief with the Pilots, posting a 2.96 era...Retired following the '71 season.

PERSONAL: Originally signed by the Kansas City Athletics in '59...Graduated from Di LaSalle (MO) HS in Kansas City where he earned 3 letters in baseball and 2 letters in basketball... Attended University of Missouri where he played baseball for 3 years...Posted a 0.48 era as a junior...His son, John, is a pitcher in the Orioles' organization.

COACHING CAREER

- 1991-92 Pitching Coach, Frederick Keys, Carolina League (Orioles)

PHILLIP LANE WELLMAN

MANAGER-Extended/Gulf Coast Hgt: 5-11 Wgt: 175 B: S T: R
Born: Dec 5, '62, Marlin, TX Resides: Durham, NC

NOTES: Played pro ball from '84 through '87 in Braves and Twins organizations. Joins Orioles' after 3 years as manager/coach in with Braves.

COACHING CAREER

- 1989 Coach, Pulaski Braves, Appalachian League (Braves)
1990 Coach, Burlington Braves, Midwest League (Braves)
1991 Coach, Durham Bulls, Carolina League (Braves)
992 Manager, Extended/Gulf Coast Orioles, Gulf Coast League (Orioles)

PERSONAL: Graduated in 1980 from James Madison (TX) HS where he was named to the All-City teams in both baseball and football. Attended Sam Houston State University...Also attended Southwestern (TX) University where he was selected to the Division III All-America squad as a 3rd baseman...Was originally signed by the Braves as an undrafted free agent in '84.

MICHAEL (MIKE) RICHARD YOUNG

COACH-Rochester Hgt: 6-1 Wgt: 175 B: L T: L
Born: Dec 21, '55, Chicago, IL Resides: Queensland, Australia

NOTES: Played professional baseball in the Netherlands, '79-'80, and Australia (Brisbane), '82-'83, where he also managed the club...Continued to manage in Australia after retiring as a player.

COACHING CAREER

- 1985 Manager, Medicine Hat Blue Jays, Pioneer League (Blue Jays)
1986-88 Manager, Perth Heat, Australian Baseball League
1988 Coach, Australian Olympic team
1989 Manager, Bluefield Orioles, Appalachian League (Orioles)
1990 Manager, Wausau Timbers, Midwest League (Orioles)
1991-92 Coach, Rochester Red Wings, International League (Orioles)

Year	Club	Class	League	W	L	Pct	Finish
1989	Bluefield	Rookie	Appalachian	27	41	.397	5th
1990	Wausau	A	Midwest	49	87	.360	7/6

PERSONAL: Graduated from the University of Wisconsin-River Falls in '78 with a B.S. in Social Psychology...Named to All-Conference teams in '77 and '78...Highly involved with both professional and amateur baseball in Australia...Manages the Perth Heat of the Australian Baseball League during the off-season. Went to Australia originally to play when he couldn't find an opening in the minors.

JOEL RANDOLPH YOUNGBLOOD III

MANAGER-Kane County Height: 5-11 Weight: 180 Batted: R Threw: R
Born: Aug 28, '51, Houston, TX Resides: Scottsdale, AZ

NOTES: A 14-year major league veteran with 6 clubs: Reds ('76), Cards ('77), Mets ('77-'82), Giants ('83-'88) and Reds again ('89)...Batted .265 in 1408 games...Played every position with the exception of pitcher in the big leagues.

Began his professional career in the Reds/ system in '70...Named to the American Association All-Star team in '73.s.

Delivered pinch-single off of Phil Niekro in his big league debut, Apr 13, '76...Traded to St. Louis for pitcher Bill Caudill, Mar 28, '77...Traded to the Mets for inf Mike Phillips, June 15, '77...Recorded season highs with the Mets in '80 when he hit .275 with career marks in doubles (37), walks (60) and steals (18)...Finished 2nd among NL outfielders in assists with 18...Member of the '81 NL All-Star team.

Became the 1st player in ML history to get hits for 2 different teams in one day, Aug 4, '82...Recorded game-winning hit for Mets against Cubs and was traded to the Expos for pitcher Tom Gorman immediately after the game...Joined the Expos in Philadelphia that night a got a pinch-single off of Steve Carlton.

Signed with the Giants as a free agent after the '82 season... Recorded career-highs in average (.295) and homers (17) in his 1st season with the Giants.

COACHING CAREER:

- 1991 Minor League Hitting Coordinator (Orioles)
1992 Manager, Kane County Cougars, Midwest League (Orioles)

PERSONAL: Attended Stephan F. Austin (TX) HS in Houston... Selected by Cincinnati in the 2nd round of '70 Jan draft.

ORIOLES FARM SYSTEM PLAYERS

ADAMS, Derek Lyle (IF)

Hgt: 6-0 Wgt: 170 B: R T: R Signed by: Jim Gilbert

Born: Apr 11, '71, Danville, VA Resides: Danville, VA Acquired: Orioles

16th round draft choice in June, '91 draft.

Year	Club	CLS	AVG.	G	AB	R	H	2B	3B	HR	RBI	BB	SO	SB	CS	HP
1991	Bluefield	R	.287	34	115	13	33	5	0	0	9	4	21	4	5	1

Notes: 1991: Played 25 games at SS and 6 games at 3B for Bluefield (Rookie).

Personal: In '86 his team won the district, regionals and state championships, placing 2nd in the Southeastern Regionals... Played in American Legion state tournament with Danville in '89. Graduated from George Washington (VA) HS in '89...Earned 3 letters in baseball, and was team captain his senior season. Played baseball for Louisburg (NC) JC for 2 years...Played in the Junior College World Series both in '90 and '91...Enjoys weight-lifting.

AKERFELDS, Derrel Wayne (RHP)

Height: 6-2 Weight: 210 Bats: R Throws: R Signed by: Jeff Malinoff (Mariners) Born: June 12, '61, Denver, CO Resides: Denver, CO

Acquired: Signed as a free agent, Jan 23, '92.

Year	Club	CLS	W-	L	ERA	G	GS	CG	SHO	SV	IP	H	R	ER	BB	SO
------	------	-----	----	---	-----	---	----	----	-----	----	----	---	---	----	----	----

1983	Bellingham	A	8	5	3.48	12	11	0	0	1	68.1	62	36	34	36	85
1984	Madison	A	11	6	4.41	24	24	6	1	0	151	156	86	74	74	137
1985	Huntsville	AA	9	6	3.46	17	17	1	1	0	96.1	75	42	37	64	58
1986	Tacoma	AAA	8	12	4.74	25	24	2	0	0	150	158	91	79	62	91
	Oakland	AL	0	0	6.75	2	0	0	0	0	5.1	7	5	4	3	5
1987	Tacoma	AAA	10	3	3.54	19	19	3	0	0	129.2	117	52	51	57	84
	Cleveland	AL	2	6	6.75	16	13	1	0	0	74.2	84	60	56	38	42
1988	Colorado Springs	AAA	3	7	4.34	49	0	0	0	6	58	70	43	28	26	50
1989	Oklahoma City	AAA	5	5	3.33	33	11	1	0	4	108	89	45	40	59	75
	Texas	AL	0	1	3.27	6	0	0	0	0	11	11	6	4	5	9
1990	Philadelphia	NL	5	2	3.77	71	0	0	0	3	93	65	45	39	54	42
1991	Philadelphia	NL	2	1	5.26	30	0	0	0	0	49.2	49	30	29	27	31
	Scranton-WB	AAA	3	3	6.32	11	11	0	0	0	52.2	52	37	37	39	38

AL TOTALS	2	7	6.33	24	13	1	0	0	0	91	102	71	64	46	58
NL TOTALS	7	3	4.29	101	0	0	0	0	3	142.2	114	75	68	81	73
ML TOTALS	9	10	5.08	125	13	1	0	0	3	233.2	216	146	132	127	131

PRO TOTALS	63	55	4.40	315	130	14	2	14	1047.2	995	578	512	544	743
------------	----	----	------	-----	-----	----	---	----	--------	-----	-----	-----	-----	-----

Notes: 1991: Began the season with the Phillies...Struggled during April, posting a 6.88 era in 11 games (1-1, ip-17, er-13)...Did not allow a run in 8 of his next 9 appearances, May 3-June 1 (ip-14.0, h-8, er-1)...Made his longest career outing in relief, May 27 vs the Pirates (ip-4.2)...Touched for 10 runs over his final 4 appearances (ip-7.1) with the Phils before being optioned to Scranton Wilkes-Barre on July 3. Made 11 appearances with the Red Barons, all as a starter.

1990: Acquired by the Phillies from Texas at the end of spring training...In his 1st full season in the majors, led the Phils with 71 appearances and ranked 5th in NK. Did not allow a run over his 1st 13 outings...Picked up his 1st big league save July 2 vs Houston...Limited opposing hitters to a .201 batting average, lowest among Phillie hurlers.

1989: Selected by Texas from Cleveland in the ML portion of the Rule V draft, Dec, '88...Was returned to the Indians in March but was promptly reacquired by the Rangers Apr 3...Began the season with Oklahoma City as a reliever...Was 0-4, 2.94 (ip-36.2, er-12) in 22 relief appearances before joining the rotation on July 4...Was 5-0 with 2.54 era (ip-60.1, er-17) over his last 9 starts...Had 2 stints with the Rangers...Recalled May 31 and hurled 1.2 scoreless innings that night at Baltimore...Returned to Oklahoma City June 6...Was recalled by the Rangers for a 2nd time, Sep 2 for the rest of the season.

1988: Worked exclusively in relief with Colorado Springs (AAA), leading the Sky Sox in games (49)...1987: Started the year with Oakland's AAA affiliate, Tacoma before being traded to Cleveland, July 15...Was acquired by the Tribe with C Brian Dorsett in a trade for 2B Tony Bernazard...Won his 1st big league game, in a starting role, at Baltimore on Aug 12 (beat Mike Griffin).

1986: Began the year with Tacoma (AAA)...Was recalled by the A's Aug 1 and made his major league debut that night...1985: Was named to the Southern League (AA) all-star team...1984: In his 1st full season of pro ball, posted personal highs in wins (11) and strikeouts (137)...Tied for the

BLUEFIELD

ROCHESTER

Midwest League lead in wild pitches (19)...1983: Fanned 85 hitters in 68.1 innings with Bellingham (Rookie)...Traded to Oakland from Seattle as the player-to-be-named later in Bill Caudill deal, Dec 7.

Personal: Participated in Little League, Pony League and American Legion baseball programs...Graduate of Combine (CO) HS where he played baseball, basketball and football...Was a high school All-American in football and was the mvp of the all-state football and baseball games as a senior...Attended U of Arkansas where he played football and baseball.

Lettered as a linebacker on the Razorbacks' football teams that went to the '81 Hall of Fame Bowl and '82 Gator Bowl...Transferred to Mesa College (Grand Junction CO) and earned NAIA All-America honors in baseball in '83...Was the Mariners' 1st round selection and the 7th player taken overall in the '83 June amateur draft.

ALEXANDER, Eric Derrell (OF)

BLUEFIELD

Hgt: 5-11 Wgt: 200 B: R T: R Signed by: Paul Fryer Born: Aug 7, '71, Los Angeles, CA Resides: Los Angeles, CA Acquired: Orioles 3rd round pick in June, '89 draft.

Year	Club	CLS	AVG.	G	AB	R	H	2B	3B	HR	RBI	BB	SO	SB	CS	HP
------	------	-----	------	---	----	---	---	----	----	----	-----	----	----	----	----	----

1989	Bluefield	R	.293	26	75	14	22	1	0	1	8	19	18	2	1	4
1990	Wausau	A														

1991	Bluefield	R	.275	51	153	30	42	4	1	3	25	41	37	5	8	7
PRO TOTALS			.281	77	228	44	64	5	1	4	33	60	55	7	9	11

Notes: 1991: At Bluefield (Rookie), tied for 2nd on club in rbi (25)...Led club with .446 on-base percentage.

Personal: Graduated from University (CA) HS in '89...Was a member of the '88 LA city championship...Was 1st team all-league for 3 years and all-Bay Area and all-city for 2 years...Played Little League with Culver City...Team played in the semi-finals of the Little League World Series in '84...Also played Babe Ruth League with Culver City.

ALFONSECA, Yhonny (RHP)

GULF COAST

Hgt: 6-1 Wgt: 145 B: R T: R Signed by: Carlos Bernhardt

Born: June 10, '74, La Romana, DR Resides: La Romana, DR Acquired:

Signed as a free agent, June 1, '91.

Year	Club	CLS	W-	L	ERA	G	GS	CG	SHO	SV	IP	H	R	ER	BB	SO
------	------	-----	----	---	-----	---	----	----	-----	----	----	---	---	----	----	----

Notes: Played for the San Pedro de Macoris Orioles in '91.

ALSTEAD, Jason Alan (OF)

FREDERICK

Hgt: 6-0 Wgt: 190 B: L T: R Signed by: Lane Decker

Born: Aug 7, '68, Ortonville, MN Resides: Paynesville, MN Acquired:

Orioles' 12th round pick in June, '90 draft.

Year	Club	CLS	AVG.	G	AB	R	H	2B	3B	HR	RBI	BB	SO	SB	CS	HP
------	------	-----	------	---	----	---	---	----	----	----	-----	----	----	----	----	----

1990	Bluefield	R	.255	55	200	35	51	3	0	3	16	26	44	12	5	0
1991	Frederick	A	.260	77	177	33	46	2	1	0	12	30	39	15	4	6

Notes: 1991: Was 1 of 6 Keys to register 10-or-more stolen bases...1990: Led Appalachian League outfielders with .988 fielding percentage.

Personal: Graduated from St. Cloud State U Jan '92...Majored in math and minored in computers...Of Scandinavian descent...Father, Larry, a Minnesota state trooper...Played Little League in Paynesville, MN and American Legion in Alexandria, MN...Lettered in baseball, football and hockey at Jefferson HS...Was all-conference (North Central Conference) at St. Cloud State...Played the trumpet for 8 years.

ALVAREZ, Luis Antonio (RHP)

GULF COAST

Hgt: 6-0 Wgt: 175 B: R T: R Signed by: Carlos Bernhardt

Born: June 13, '75, Santo Domingo, DR Resides: Santo Domingo, DR

Acquired: Signed as a free agent, Jan 22, '92.

ANDERSON, Matthew A. (LHP)

KANE COUNTY

Hgt: 6-3 Wgt: 180 B: L T: L Signed by: Paul Fryer

Born: June 3, '71, Glendale, CA Resides: Ventura, CA Acquired: Orioles'

5th round pick in June, '89 draft.

Year	Club	CLS	W-	L	ERA	G	GS	CG	SHO	SV	IP	H	R	ER	BB	SO
------	------	-----	----	---	-----	---	----	----	-----	----	----	---	---	----	----	----

1989	Bluefield	R	0	4	8.66	14	5	0	0	0	35.1	60	48	34	18	35
1990	Wausau	A	1	3	4.43	18	2	0	0	0	42.2	49	31	21	24	39

1991	Bluefield	R	6	4	2.71	12	12	2	0	0	83	74	30	25	21	88
1991	Kane County	A	13	8	3.03	26	26	5	2	0	169.1	135	69	57	62	160
	Frederick	A	0	1	16.75	1	1	0	0	0	5.1	7	5	4	6	

PRO TOTALS			20	20	3.78	71	46	7	2	0	335.2	325	183	141	131	328
------------	--	--	----	----	------	----	----	---	---	---	-------	-----	-----	-----	-----	-----

Notes: 1991: Finished 2nd in wins farm system in wins with 13 (Mike Mussina led with 14)...5th in the league in strikeouts (160)...Paced Kane County in almost every pitching category, including wins, starts, innings and strikeouts.

Won his 1st 3 starts, Apr 15-27 and was selected as Orioles' minor league Player of the Month (3-0, 1.42, ip-19.0, h-9, er-3, bb-6, so-29)...Then, lost 4 straight before winning his next 6 starts, June 1-July 3...Made 1 start with Frederick during that span, June 6.

Threw a complete game, 1-hit shutout (k-10), July 29 vs Cedar Rapids...Carried a no-hitter into the 8th inning, Aug 9 vs Rockford before allowing 3 singles and losing the game, 1-0...Struck out 10 or more 5 times, including once in playoffs...Started playoff opener vs Madison, allowed only one run but had a no decision.

1990: Earned his 1st professional win May 7 while with the Timbers after 4 pro losses in '89...Outrighted to Bluefield, June 21...Led Bluefield 88 strikeouts...Was 9th in the league with a 2.71 era...Recorded 3 consecutive 10-strikeout games, July 2-12...Struck out a career-high 13 batters on Aug 27.

Personal: Played for Montalvo Little League in Ventura (CA) where he was a 3-time all-star...Graduated from Buena HS in '89...Played both baseball and basketball for 4 years...Was selected to all-league and all-county teams in basketball...Chosen baseball team mvp in '88 and '89 and league mvp in '89...Also tabbed as Ventura County Player of the Year in '89 by the Los Angeles Times.

Father, **Bud**, played AAA baseball in the Boston Red Sox organization, '57-'60...Coached high school basketball during this past off-season.

ANDRZEJEWSKI, Joespeh Paul III (RHP) FREDERICK

Hgt: 6-0 **Wgt:** 170 **B:** R **T:** R **Signed by:** Ken Califano and Walter Youse (Brewers) **Born:** Oct 21, '70, Annapolis, MD **Resides:** Pasadena, MD **Acquired:** Signed as a free agent, Feb 12, '92.

Year	Club	CLS	W-	L	ERA	G	GS	CG	SHO	SV	IP	H	R	ER	BB	SO
1988	Helena	R	0-	0	0.00	1	0	0	0	0	1	0	0	0	1	1
1989	Helena	R	3-	2	6.13	11	10	0	0	0	39.2	29	30	27	59	50
1990	Beloit	A	6-	9	5.61	24	19	1	0	0	78.2	57	67	49	97	81
1991	Erie	A	1-	7	7.02	18	7	0	0	0	42.1	34	42	33	65	31
PRO TOTALS			10-	16	6.07	54	36	1	0	0	161.2	120	139	109	222	163

Notes: 1991: Was on loan from Brewers organization to the Erie Sailors (A) of the New York-Penn League the entire season where he teamed with fellow Oriole farmhands **Scott Sprick** and **Steve DiMarco**...Averaged over 1.5 walks per inning (ip-42, bb-65)...Allowed 5 or more walks in each of his 6 starts including a season-high 7 walks twice...Picked up lone win of year July 29 in relief...Has yielded only 120 hits in 161.1 career innings, less than 7.9 innings.

1990: With Beloit, limited opposing hitters to a .201 batting average, allowing only 57 hits in 78.2 innings...Averaged over 1 strikeout per inning...Was selected to the mid-season Midwest League All-Star team...1989: Averaged almost 1.5 walks per inning with Helena (Rookie)...1988: Signed in June but threw only 1 inning with Helena (Rookie) all season.

Personal: Native Marylander, played Little League for Harundale, Severn and Greater Glen Burnie...Participated in the Continental Amateur World Series in '86 in Laredo, TX with Glen Burnie. Graduated from Chesapeake HS in Pasadena in '88...Was selected all-Anne Arundel County in football.

Also wrestled in high school, participating in the state tournament...Was selected to the all-county and all-metro teams in baseball...Established the all-time strikeout mark in Anne Arundel County during his playing days...Was selected by the Brewers in the 3rd round of the '88 June draft.

ANDUJAR, Guillermo (RHP) BLUEFIELD

Hgt: 6-0 **Wgt:** 150 **B:** R **T:** R **Signed by:** Carlos Bernhardt **Born:** June 8, '73, San Pedro de Macoris, DR **Resides:** San Pedro de Macoris, DR

Acquired: Non-drafted free agent signed May 29, '90.

Year	Club	CLS	W-	L	ERA	G	GS	CG	SHO	SV	IP	H	R	ER	BB	SO
1990	Bluefield	R	0-	1	12.54	4	2	0	0	0	9.1	11	14	13	8	6
1991	Bluefield	R	4-	1	3.18	23	0	0	0	0	53.2	38	18	14	16	46
PRO TOTALS			4-	2	4.96	27	2	0	0	0	54.9	49	32	27	24	52

Notes: 1990-91: Played for the San Pedro de Macoris Orioles.

Personal: Brother of former major league pitcher **Joaquin Andujar**.

AQUINO, Geronimo (OF) BLUEFIELD

Hgt: 6-1 **Wgt:** 160 **B:** R **T:** R **Signed by:** Carlos Bernhardt **Born:** July 9, '71, San Pedro de Macoris, DR **Resides:** New York, NY **Acquired:** Non-drafted free agent signed Aug 26, '89.

Year	Club	CLS	AVG.	G	AB	R	H	2B	3B	HR	RBI	BB	SO	SB	CS	HP
1990																(Dominican Summer League)
1991																(Dominican Summer League)

Notes: 1990-91: Played for the San Pedro de Macoris Orioles.

AUDLEY, James Thomas Jr. (OF) KANE COUNTY

Hgt: 5-10 **Wgt:** 170 **B:** S **T:** L **Signed by:** Lane Decker **Born:** July 28, '68, Kansas City, MO **Resides:** Marion, KS **Acquired:** Orioles 13th round pick in June, '91 draft.

Year	Club	CLS	AVG.	G	AB	R	H	2B	3B	HR	RBI	BB	SO	SB	CS	HP
1991	Kane County	A	.260	70	289	50	75	3	5	2	27	32	53	4	4	4

Notes: 1991: With Kane County tied for team lead in triples (5) with Gregg Zaun, despite playing only half a season with the Cougars...Hit safely in 8 of his 1st 10 games (.333, 36-12), and had a 10 game hit streak later (.425, 40-17), July 18-27...Reached base via a hit or walk in 59 of 69 starts.

Personal: Graduated from Wichita State U...Was a member of the '89 NCAA Division I championship team and a teammate of fellow Orioles farmhand, RHP **Jeff Williams**...Graduated from Shawnee Mission (KS) HS in '87.

BAKER, George Albert (C) FREDERICK

Hgt: 5-11 **Wgt:** 186 **B:** R **T:** R **Signed by:** Jim Gilbert **Born:** Aug 13, '68, Washington, DC **Resides:** Lanham, MD **Acquired:** Signed as an undrafted free agent, July 31, '91.

Year	Club	CLS	AVG.	G	AB	R	H	2B	3B	HR	RBI	BB	SO	SB	CS	HP
1991	Frederick	A	.204	20	49	6	10	1	0	0	2	4	5	1	0	0

Notes: 1991: Hit safely in his 1st 5 starts (.352, 17-6) with Frederick, Aug 4-9.

Personal: Played Little League and Babe Ruth baseball for Lanham (MD)...Played for Greenbelt American Legion and was selected Maryland's Player of the Year in '88...Graduated from Riverdale Baptist (MD) HS in '86...Earned 3 letters in football and was team captain for 2...Named to all-conference team as a quarterback/kicker his senior season...Also earned 3 letters in basketball and baseball.

Selected league mvp in baseball his final 2 seasons...Attended Liberty University (VA), Prince George's Community College and George Washington University...Was a teammate of Pittsburgh Pirates' LHP **Randy Tomlin** while attending Liberty...Played in the Cape Cod League in '90 with the Orleans Cardinals...Has worked for the Justice Department during the off-season...Enjoys golf, water and snow skiing.

BAUTISTA, Juan Aquino (IF) GULF COAST

Hgt: 6-0 **Wgt:** 145 **B:** R **T:** R **Signed by:** Carlos Bernhardt **Born:** June 24, '75, San Pedro de Macoris, DR **Resides:** San Pedro de Macoris, DR **Acquired:** Signed as a free agent, Jan 22, '92.

BARNDON, Myles (IF) GULF COAST

Hgt: 6-0 **Wgt:** 190 **B:** L **T:** R **Signed by:** Paul Fryer **Born:** June 27, '72, Melbourne, Australia **Resides:** Springvale South, Victoria, Australia **Acquired:** Signed as a free agent, Jan 27, '92.

BENGE, James Brett (Brett) (RHP) BLUEFIELD

Hgt: 6-3 **Wgt:** 185 **B:** R **T:** R **Signed by:** Mike Ledna **Born:** Nov 23, '69, Fayette, KY **Resides:** Lexington, KY **Acquired:** Orioles 18th pick in June, '90 draft.

Year	Club	CLS	W-	L	ERA	G	GS	CG	SHO	SV	IP	H	R	ER	BB	SO
1990	Bluefield	R	0-	1	12.54	4	2	0	0	0	9.1	11	14	13	8	6
1991	Bluefield	R	4-	1	3.18	23	0	0	0	0	53.2	38	18	14	16	46
PRO TOTALS			4-	2	4.96	27	2	0	0	0	54.9	49	32	27	24	52

Notes: 1991: Averaged 10.4 strikeouts per 9 innings...Picked up 3 wins and 3 saves in his 1st 10 appearances...Longest outing of the year was 4 innings July 29.

1990: Made professional debut with a start on July 6.

Personal: Played Little League with South Lexington (KY) and also played Babe Ruth League...Graduated from Lafayette (KY) HS in '88...Attended

Rend Lake (IL) JC.

BENITEZ, Armando (RHP)**GULF COAST**

Hgt: 6-4 Wgt: 180 B: R T: R Signed by: Carlos Bernhardt
 Born: Nov 3, '72, Ramon Santana, DR Resides: Santo Domingo, DR
 Acquired: Non-drafted free agent signed Apr 1, '90.

Year	Club	CLS	W-	L	ERA	G	GS	CG	SHO	SV	IP	H	R	ER	BB	SO
1990																
1991	Gulf Coast	A	3-	2	2.72	14	3	0	0	0	36.1	35	16	11	11	32
PRO TOTALS			3-	2	2.72	14	3	0	0	0	36.1	35	16	11	11	32

1991: Made 3 starts at the beginning of the season (1-0, 1.80), then moved into the bullpen for the rest of the season (g-11, 2-2, 3.38)...1990: Played for the San Pedro de Macoris Orioles.

BERTHEL, Daniel Jean (OF)**HAGERSTOWN**

Hgt: 6-3 Wgt: 185 B: R T: R Signed by: Ed Crosby
 Born: Apr 8, '68, Hawthorne, CA Resides: Hawthorne, CA Acquired: Orioles 16th pick in June, '89 draft.

Year	Club	CLS	AVG.	G	AB	R	H	2B	3B	HR	RBI	BB	SO	SB	CS	HP
1989	Erie	A	.234	55	192	30	45	11	0	8	25	24	48	7	3	3
1990	Frederick	A	.267	111	363	58	97	18	2	3	35	33	61	8	5	6
1991	Frederick	A	.233	84	227	22	53	4	0	2	29	19	37	4	3	3
	Hagerstown	AA	.161	11	31	0	5	1	0	0	2	4	2	0	0	0
PRO TOTALS			.246	261	813	110	200	34	2	13	91	80	148	19	11	12

Notes: 1991: Began the season with Frederick (A)...Promoted to Hagerstown (AA) May 21...Returned to Frederick June 7.

1990: With Frederick (A), named to the mid-season Carolina League All-Star team...Had 3 rbi in a game 4 times...Had 8-game hit streak including 5 consecutive 2-hit games...Went hitless in more than 2 games in a row only once (4 games).

Personal: Lettered in baseball, football and soccer at Bishop Montgomery (CA) HS...Played Little League for Wiseburn (CA) and American Legion for Hawthorne (CA)...Attended El Camino (CA) Junior College and Long Beach State...Played in College World Series for Long Beach State.

BLUMBERG, Robert (Rob) Melton Jr (LHP) ROCHESTER

Hgt: 6-1 Wgt: 195 B: L T: L Signed by: Toronto Blue Jays
 Born: Dec 10, '67, Albuquerque, NM Resides: Port Richey, FL Acquired: From Toronto for if Rene Gonzales, Jan 15, '91.

Year	Club	CLS	W-	L	ERA	G	GS	CG	SHO	SV	IP	H	R	ER	BB	SO
1989	St. Catharines	A	3-	5	2.36	17	14	0	0	1	87.2	63	32	23	28	102
	Knoxville	AA	0-	1	1.80	2	2	0	0	0	10	10	4	2	6	4
1990	Myrtle Beach	A	13-	4	2.16	25	23	1	0	0	129	101	43	31	68	128
1991	Kane County	A	3-	4	3.90	14	14	0	0	0	80.2	68	40	35	46	71
	Frederick	A	7-	2	2.25	13	12	0	0	0	76	65	26	19	52	33
PRO TOTALS			26-	16	2.58	71	65	1	0	1	383.1	307	145	110	200	358

Notes: Has averaged a strikeout an inning in 3 pro seasons.

1991: Began the season with Kane County (A)...Fanned season high 10 in 7 innings June 10...Promoted to Frederick (A) June 21...Picked up easy win, working 7 shutout innings in his 1st start with the Keys, June 30, in a 21-1 rout of Prince William. Won his last 5 decisions, over 7 starts (era 1.70, ip-42.3, er-8), Aug 3-Sep 2...Led the Keys in winning pct (.778).

Early Career: Averaged 10.5 strikeouts per 9 innings in '88 for St Catherine's (A) in the NY-Penn League and was 3rd in the league with 102 strikeouts.

Personal: Played Little League, Babe Ruth League and American Legion baseball with Casper (WY)...Graduated Natrona County (WY) HS in '85...Attended Cochise (AZ) Junior College and Nicholls State (LA)...Was originally signed by the Blue Jays after selecting him in 15th round of the June, 89 draft.

BOROWSKI, Joseph Thomas**KANE COUNTY**

Hgt: 6-2 Wgt: 225 B: R T: R Signed by: Ed Ford (White Sox)
 Born: May 4, '71, Bayonne, NJ Resides: Bayonne, NJ Acquired: From the Chicago White Sox for if Pete Rose II, Mar 31, 1991.

Year	Club	CLS	W-	L	ERA	G	GS	CG	SHO	SV	IP	H	R	ER	BB	SO
1990	Sarasota	R	2-	8	5.58	12	11	0	0	0	61.1	74	47	38	25	67
1991	Kane County	A	7-	2	2.56	49	0	0	0	13	81	60	26	23	43	76
PRO TOTALS			9-	10	3.86	61	11	0	0	13	142.1	134	73	61	68	143

1991: In his 1st season as a reliever, led Kane County (A) with 13 saves...Allowed only 60 hits in 81 innings...Prior to June 12 was 3-2 with 1 save over

20 appearances (era 2.43, ip-37, h-25, er-12, bb-16, so-41)...After June 12 was 4-0 with 12 saves over 29 appearances (era 2.65, ip-44, h-35, er-13, bb-27, so-35).

Appeared in both Kane County playoff games against Madison. Retired the only batter he faced in Game 1, a 2-1 Kane County loss...Charged with the loss in Game 2 though he gave up only one run.

Personal: Originally signed by the Chicago White Sox as their 32nd round selection in the June, '89 draft...Played Little League, Babe Ruth and American Legion baseball...Graduate of Marist HS (NJ) where he played baseball and football...Attended Rutgers University.

BREA, Vincente Aybal (C)**GULF COAST**

Hgt: 6-1 Wgt: 185 B: R T: R Signed by: Carlos Bernhardt
 Born: June 5, '73, Bani, DR Resides: Bani, DR Acquired: Non-drafted free agent signed Jan 17, '91.

Year	Club	CLS	AVG.	G	AB	R	H	2B	3B	HR	RBI	BB	SO	SB	CS	HP
1991																

1991: Played for San Pedro de Macoris Orioles of the Dominican Summer League.

BUFORD, Damon Jackson (OF)**FREDERICK**

Hgt: 5-10 Wgt: 170 B: R T: R Signed by: Paul Fryer
 Born: June 12, '70, Baltimore, MD Resides: Sherman Oaks, CA Acquired: Orioles 10th pick in June, '90 draft.

Year	Club	CLS	AVG.	G	AB	R	H	2B	3B	HR	RBI	BB	SO	SB	CS	HP
1990	Wausau	A	.300	41	160	31	48	7	2	1	14	21	32	15	4	4
1991	Frederick	A	.273	133	505	71	138	25	6	8	54	51	92	50	14	10
PRO TOTALS			.280	174	665	102	186	32	8	9	68	72	124	65	18	14

1991: With Frederick (A), produced fine all-around season, finishing in the Carolina League's (A) top 5 in numerous categories, including steals (50, 2nd), 2bh (25, 4th), extra base hits (39, 5th)...Paced the Keys with 54 rbi.

Named Carolina Player of the Week twice: the 1st week of the season, Apr 11-20-.395 (38-15) with 4 doubles, 2 home runs and 6 rbi over 10 games; and Aug 18-24, .517 (29-15), 3 triples...Hit safely in 11 of 12 games (.457, 46-21), Apr 15-May 3...Hit 2 homers and drove in 9 runs during that span.

Stole 3 bases in a game, twice...Had a 9 game hit streak (.371, 35-13), June 7-June 14...Hit .403 (77-31) over his last 19 games, scored 15 runs and stole 14 bases...Experimented with switch-hitting during the '91 Florida Instructional program (he's a natural righthanded hitter)...Had been a switch-hitter (like his dad) his first 2 years in college.

Played winter ball during the off-season in Australia with the Perth Heat.
 1990: Led Wausau (A) with 15 stolen bases despite playing only 41 games...Tied for 4th on the team with 31 runs scored...Hit in 32 of 41 games including his 1st 7 games as a pro, July 14-20 (32-13, .406)...Scored in 25 of 41 games.

Personal: Played Little League for Encino, CA and American Legion for Encino-Tarzana Post 582...Was baseball and basketball letterman at Birmingham (CA) HS...Attended USC...Earned 3 letters in baseball and was freshman All-America...Played with fellow Oriole Mark Smith while at USC.

Played in the Cape Cod League in '89 and '90...Was a member of Brewsters Whitecaps in '90, playing against fellow farmhands George Baker (Orleans) and Mark Smith (Wareham)...Father, Don Sr, now manager at Hagerstown, spent 10-year major league career with White Sox and Orioles. Brother, Don Jr, played in Orioles organization, but left in '90 to attend medical classes at UCLA.

BUMGARNER, Jeffrey Benton (RHP)**HAGERSTOWN**

Hgt: 6-6 Wgt: 205 B: R T: R Signed by: Lee Irwin (Twins)
 Born: June 12, '67, Sprokane, WA Resides: Richland, WA Acquired: Re-signed as a 6-year free agent, Jan 16, 1992.

Year	Club	CLS	W-	L	ERA	G	GS	CG	SHO	SV	IP	H	R	ER	BB	SO
1985	Elizabethton	R	5-	5	3.09	10	9	4	0	0	55.1	56	33	19	31	36
1986	Kenosha	A	7-	14	3.46	23	23	11	1	0	153.1	128	81	59	80	102
1987	Orlando	AA	13-	10	4.38	26	26	4	3	0	168.1	174	96	82	94	87
1988	Portland	AAA	2-	3	7.71	7	7	0	0	0	25.2	33	26	22	32	17
	Orlando	AA	3-	11	3.84	20	20	3	0	0	117.1	129	66	50	56	68
1989	Jackson	AA	2-	7	6.78	12	11	1	0	0	65	80	53	49	35	35
	St. Lucie	A	4-	3	4.07	8	8	1	0	0	48.2	61	28	22	14	25
1990	Jackson	AA	0-	2	4.50	3	0	0	0	0	8	11	2	4	2	4
	Frederick	A	6-	6	3.09	17	15	1	0	0	96	101	42	33	47	67
1991	Hagerstown	AA	3-	6	4.54	17	11	0	0	0	73.1	84	44	37	35	45
PRO TOTALS			45-	67	4.18	143	130	25	4	0	811	857	471	377	426	486

1991: Allowed just 1 run in his longest outing of the year (ip-7), June 17 against Harrisburg...**1990:** Began the season with Jackson (AA) in the Mets organization...Was released after 3 appearances...Was signed by the Orioles on May 3 and assigned to Frederick (A)...Won 3 consecutive decisions, June 4-14...Pitched 8 innings in shutout win over Durham June 14...Beat Lynchburg, 1-0, fanning 12 in 8 innings June 24. Also lost a 1-0 decision in his only complete game of the year (fanned 10).

1989: Acquired by the Mets from the Twins along with RHP's **Toby Nivens** and **Steve Gasser** for INF **Wally Backman**, Dec 7, 1988. **1988:** Tied for the Southern League (AA) lead in shutouts (3) and was 3rd in wins (13)...**1986:** Finished 2nd in the Midwest League (A) in complete games (11)...Was 4-1 with 2.33 era during month of May when he hurled a pair of 2-hitters. Was tabbed as the Midwest League's (A) 4th best prospect by **Baseball America**, despite a 7-14 record. **1985:** Completed 4 of 9 starts in 1st pro season in Appalachian League.

Personal: Played Little League, Babe Ruth and Pony League for Richland (WA)...Also played Connie Mack baseball and was a member of the Washington State champs...Was selected as tourney mvp...Attended Hanford (WA) HS where he lettered in baseball, football and basketball...Was a 2-year all-star forward in basketball, was also a quarterback for 2 years on the football team.

Dedicated his senior year to his high school baseball coach, **Bob Wails**, who had died of cancer...Went 11-0 with a 0.28 era, fanning 168 in 75 innings while leading Hanford to the state tournament...Was originally selected by the Twins in the 1st round of the '85 June draft.

BYRNE, Clayton Philip (OF)

BLUEFIELD

Hgt: 6-1 Wgt: 180 B: R T: R Signed by: Mike Young

Born: Feb 12, '72, Guildford, Australia Resides: Perth, West Australia

Acquired: Non-drafted free agent signed Dec 7, '89.

Year	Club	CLS	AVG.	G	AB	R	H	2B	3B	HR	RBI	BB	SO	SB	CS	HP
1991	Kane County	A	.212	26	104	14	22	6	0	0	3	2	26	2	0	2
	Bluefield	R	.321	54	221	39	71	9	4	3	25	18	38	8	17	2
PRO TOTALS			.286	80	325	53	93	15	4	3	28	20	64	10	17	4

1991: Began the season in extended Spring Training...Was sent to Kane County (A) June 4...Played in all 26 of the Cougars' games while with Kane County...Was 4th in the Appalachian League in hitting (.321) and hits (71)...Went 5-for-5 with 2 doubles, 2 runs scored and 3 rbi against Huntington, July 6...Had a 12-game hitting streak, July 18-July 29...Hit .444 (45-20) with 13 runs scored during that streak...Hit safely in his last 8 games (.350, 40-14)...Named to Appalachian League All-Star team...**1990:** Played for the Perth Heat (Australian Baseball League).

Personal: Represented Australia in World Youth Series in Cuba, 1990...Father, **Rodney**, coached Western Australia to numerous Claxton Shield championships, the equivalent of the World Series of amateur baseball...Lists surfing as a hobby.

CAIRO, Sergio (OF)

KANE COUNTY

Hgt: 6-1 Wgt: 165 B: R T: R Signed by: Carlos Bernhardt

Born: Oct 22, '70, San Pedro de Macoris, DR, and still lives there. Acquired:

Non-drafted free agent signed May 26, '88.

Year	Club	CLS	AVG.	G	AB	R	H	2B	3B	HR	RBI	BB	SO	SB	CS	HP
1988																
1989	Bluefield	R	.266	57	207	30	55	13	2	2	40	13	19	1	7	2
1990	Wausau	A	.240	111	333	31	80	8	4	3	29	25	49	12	7	3
1991	Frederick	R	.314	90	299	38	94	20	2	3	40	47	39	4	7	0
PRO TOTALS			.273	258	839	99	229	41	8	8	109	85	107	17	21	5

1991: With Frederick (A) registered 25 multi-hit games, including a pair of 4-hit games...Reached base via hit or walk in 72 of 84 starts...Was 2-for-4 with a double, 4 rbi and 3 runs scored in Frederick's 21-1 thrashing of Prince William June 30...Was chosen to play in Carolina League All-Star game.

1990: At Wausau (A), hit 2 homers in a game, Apr 29 vs Madison, but did not hit another the rest of the season...Had 10-game hit streak, Aug 11-22 (.32-12, .375) and hit in 14 of 15 games, Aug 11-27 (.56-18, .321)...**1989:** At Bluefield (Rookie) hit grand slam July 2 vs Johnson City.

CAMERON, Stanton McGhee (OF)

HAGERSTOWN

Hgt: 6-5 Wgt: 195 B: R T: R Signed by: Joe Mason (Mets)

Born: July 5, '69, Knoxville, TN Resides: Powell, TN Acquired: Drafted from the Mets' Port St. Lucie roster in the AA portion of the Rule V draft, Dec 2, 1991.

Year	Club	CLS	AVG.	G	AB	R	H	2B	3B	HR	RBI	BB	SO	SB	CS	HP
1987	Kingsport	R	.132	26	53	6	7	1	0	1	5	10	24	1	1	0
1988	Mets GCL	R	.234	51	171	24	40	10	1	1	15	25	33	10	5	3
1989	Pittsfield	A	.257	71	253	35	65	13	1	10	41	41	71	7	2	4
1990	Columbia	A	.298	87	302	57	90	15	1	15	57	52	68	3	2	4
1991	St. Lucie	R	.185	83	232	25	43	7	0	2	26	46	82	1	1	4
PRO TOTALS			.242	318	1011	147	245	46	3	29	144	174	278	22	11	15

1991: Was 2nd at St. Lucie (A) with 46 walks despite playing only 83 games...**1990:** Tied for 4th in the Sally League in home runs with 15, 3 shy of the league leader...Had 34 extra-base hits in just 87 games...Hit grand slam Apr 7 against Gastonia...Was 5-for-5 with 2 homers and 4 rbi, 4/26 against Asheville...Hit in 9 straight (.441, 34-15) with 3 doubles, 3 homers and 12 rbi, 6/23-7/3...Named South Atlantic League Player-of-the-Week 8/12-18, after hitting .393 (28-11) with 4 doubles, 2 homers and 6 rbi...Hit .337 (83-23) in August.

1989: Finished 3rd in the New York-Penn League in homers (10), 4th in rbi (50), and fifth in walks (41)...Played 49 games in the outfield and 24 games at 1st base...**1988:** Led the Gulf Coast League outfielders in doubleplays with 4...Finished 2nd on the team in steals with 10...**1987:** Played for Kingsport (Rookie).

Personal: Played Pee Wee Reese, Sandy Koufax and Mickey Mantle baseball as a youth...Is an '87 graduate from Powell (TN) HS...Earned 2 letters in soccer, 3 letters for basketball and 4 letters for baseball.

CAREY, Paul (OF)

HAGERSTOWN

Hgt: 6-4 Wgt: 230 B: R T: L Signed by: Mike Veeck (Miami Miracle)

Born: Jan 8, '68, Weymouth, MA Resides: Weymouth, MA Acquired:

Purchased from the Miami Miracle, Mar 18, '91.

Year	Club	CLS	AVG.	G	AB	R	H	2B	3B	HR	RBI	BB	SO	SB	CS	HP
1990	Miami	A	.327	49	153	23	50	5	3	4	20	43	39	4	3	2
1991	Hagerstown	AA	.252	114	373	63	94	29	1	12	65	68	109	5	4	4
PRO TOTALS			.274	163	526	86	144	34	4	16	85	111	148	9	7	6

1991: Went 2-for-3 with a home run and 3 rbi in his season debut, April 12, with Hagerstown (AA)...Hit .391 (23-9) in his 1st 8 games with the Suns, driving in 11 rbi...Hit in 13 of 14 games safely (.358, 53-19), 5/15-29...Drove in 22 runs during the month of July, including 7 on 7/20 against Williamsport...Was 2-for-6 with a double and a grand slam in that game...Hit a game-tying, 2-out, 3-run homer in the bottom of the 9th inning, 8/21 against Williamsport...Led the Suns in home runs with 12.

1990: With Miami (A) hit .327, and drew 43 walks in 49 games.

Personal: Was originally drafted by Seattle in 27th round of the June, '86 draft but did not sign, choosing instead to attend Stanford University...At Stanford, he was named NCAA's Freshman of the Year in 1987...Hit climactic 10th inning home run off, then LSU hurler, **Ben McDonald**, during the '87 College World Series, propelling Stanford to the national title, the 1st of 2 consecutive NCAA crowns...Was Cardinal's MVP in '89

Selected by Detroit in the 4th round of the June, '89 draft but returned to school...As a senior, was awarded the Bruce R. Cameron Memorial Award given to the Stanford varsity baseball player with outstanding proficiency in baseball, leadership and academics...During his 4 years at Stanford he played with current Oriole farmhands, **Mike Mussina**, **Doug Robbins**, **Mark Carper** and **Troy Tallman**...Broke **Mark McGwire's** PAC-10 career home run record with 56 and holds 4 other Stanford school records, including hits and rbi.

Was selected by the Class A, independent Miami Miracle in the 4th round of the June, '90 draft after his senior season...Carey was the Miracle's 1st selection in the June, '90 draft.

CARPER, Mark Raymond (RHP)

FREDERICK

Hgt: 6-2 Wgt: 200 B: R T: R Signed by: Ed Sprague

Born: Sep 29, '68, Cheverly, MD Resides: Frederick, MD Acquired: Signed as a non-drafted free agent, Feb 15, '91.

Year	Club	CLS	W-	L	ERA	G	GS	CG	SHO	SV	IP	H	R	ER	BB	SO
1991	Frederick	A	3-	8	4.31	26	9	1	0	0	87.2	92	59	42	51	49

1991: In his best outing of the season, he lost 1-0 to Lynchburg on 8/21 (ip-8.0, h-6, er-1, bb-3, so-3).

Personal: Participated in the Prince Georges' Babe Ruth League and Howard County American Legion...Member of the 1986 NABF national champion Liberty Road squad...A 1986 graduate from Atholton (MD) HS where he lettered in baseball, basketball and football...Was selected as the Baltimore Athlete of the Year in 1986...Played in the 1986 Crown All-Star game in Memorial Stadium and was selected as pitcher of the game.

Attended Stanford University where he played with fellow Oriole farmhands **Mike Mussina, Paul Carey, Doug Robbins and Troy Tallman**...Member of the 1987 and 1988 NCAA Division I National Championship teams.

CHATTERTON, Christopher Michael (RHP) KANE CNTY

Hgt: 6-0 Wgt: 165 B: R T: R Signed by: Jim Gilbert

Born: Apr 23, '70, Smithtown, NY Resides: Silver Spring, MD Acquired: Orioles' 22nd round selection in the June, '91 draft.

Year	Club	CLS	W-	L	ERA	G	GS	CG	SHO	SV	IP	H	R	ER	BB	SO
1991	Gulf Coast	R	5-	1	1.85	12	1	0	0	0	34	25	11	7	13	23
	Kane County	A	2-	0	5.23	10	0	0	0	0	10.1	13	9	6	5	3

PRO TOTALS 7- 1 2.64 22 1 0 0 0 44.1 38 20 13 18 37
1991: Won his last 3 Gulf Coast appearances including his only start...Promoted to Kane County (A), Aug 14 and earned a victory in relief that day in his 1st appearance with the Cougars.

Personal: Participated in the Smithtown (NY) YMCA baseball program as a youth...A 1988 graduate of Paint Branch (MD) HS in '88 where he played baseball and soccer...Tossed a no-hitter senior year in high school...Attended High Point (NC) College for 3 years...While at High Point, was selected to the NAIA National All-Star team which went to Seoul, Korea to play in the Presidential Cup Tournament.

CHOUINARD, Robert William (Bobby) (RHP) BLUEFIELD

Hgt: 6-1 Wgt: 172 B: R T: R Signed by: Jerry Zimmerman

Born: May 1, '72, Manila, Philippines Resides: Forest Grove, OR Acquired: Orioles 5th pick in June, '90 draft.

Year	Club	CLS	W-	L	ERA	G	GS	CG	SHO	SV	IP	H	R	ER	BB	SO
1990	Bluefield	R	2-	5	3.70	10	10	2	1	0	56	61	34	23	14	30
1991	Kane County	A	2-	4	4.64	6	6	1	0	0	33	45	24	17	5	17
	Bluefield	R	5-	1	3.48	6	6	0	0	0	33.2	44	19	13	11	31

PRO TOTALS 9- 10 3.89 22 22 3 1 0 122.2 150 77 53 30 78
1991: Began the season in Extended Spring...Promoted to Kane County (A) June 4...Outrighted to Bluefield, July 5...Tossed 8 shutout innings in his Bluefield debut, scattering 6 hits, striking out 11, and went on to win his 1st 5 starts with the Baby Orioles...**1990:** With Bluefield (Rookie), lost his 1st 5 decisions as a pro over 8 starts...Pitched consecutive complete games, 8/24 & 29.

Personal: Played Babe Ruth baseball with the Forest Grove (OR) '89 World Championship team...Was 4-year baseball letterman at Forest Grove HS and 1st team All-State in '90...Likes to listen to **Metallica** records and eat a spaghetti dinner before starting assignments...Brother **Joseph** is the reigning Oregon State bench press champion (168 lb. weight class).

COLEMAN, Glenn Stewart (OF)

BLUEFIELD

Hgt: 6-1 Wgt: 210 B: R T: R Signed by: Rick Arnold

Born: November 8, '69, Brooklyn NY Resides: Phoenix, AZ Acquired: Orioles' 14th round pick in June, '91 draft.

Year	Club	CLS	AVG.	G	AB	R	H	2B	3B	HR	RBI	BB	SO	SB	CS	HP
1991	Bluefield	R	.200	48	150	25	30	7	0	2	12	18	55	8	3	6

1991: With Bluefield was 2-for-3 with an rbi in his pro debut vs Huntington...Drove in 5 runs over 2 game span, 8/8-9 against Elizabethton.

Personal: Participated in the Bergen Beach (NY) Babe Ruth and American Legion programs...A 1988 graduate from James Madison (NY) HS where he lettered in football and baseball...Attended College of the Desert (CA)...Played 1 year of football and 2 years of baseball

CONNER, Jamie Lee (IF)

GULF COAST

Hgt: 5-10 Wgt: 160 B: S T: R Signed by: Bennett Williams

Born: June 13, '73, Winchester, VA Resides: Martinsburg, WV Acquired: Orioles 27th round choice in June, '91 draft.

Year	Club	CLS	AVG.	G	AB	R	H	2B	3B	HR	RBI	BB	SO	SB	CS	HP
1991	Gulf Coast	R	.214	36	98	17	21	2	2	0	7	15	20	7	3	0

1991: With Gulf Coast (Rookie) scored 10 runs over 12 game stretch, 7/5-17.

Personal: Played Little League for Martinsburg and was a member of the '85 state championship team...Attended Hedgesville (WV) HS where he played baseball...Was selected as West Virginia player of the year in '91...Is not related to fellow farmhand RHP **Scott Conner**.

CONNER, Scott Alan (RHP)

GULF COAST

Hgt: 6-2 Wgt: 185 B: R T: R Signed by: Logan White

Born: Mar 22, '72, St. Cloud, MN Resides: Irvine, CA Acquired: Orioles 34th round choice in June, '91 draft.

Year	Club	CLS	W-	L	ERA	G	GS	CG	SHO	SV	IP	H	R	ER	BB	SO
1991	Gulf Coast	R	1-	4	5.36	12	7	0	0	1	48.2	49	33	29	18	35

1991: Earned lone win of the year, as a starter, 7/24 vs Braves.

Personal: Was born in St. Cloud, Minnesota, grew up in Aurora, Colorado and now lives in Irvine California...Participated in Aurora Youth Little League...Attended Gateway (CO) HS, graduating in 1990...Won 4 letters in baseball...Was drafted by the Cincinnati Reds in the 27th round of the June, '90 draft but did not sign.

Attended New Mexico JC for 1 year where he was named the all-conference team as a 1st baseman and a pitcher...Is not related to 2B **Jamie Conner**.

CONTANTINO, Ramon (RHP)

GULF COAST

Hgt: 6-1 Wgt: 170 B: R T: R Signed by: Carlos Bernhardt

Born: Feb 9, '73, Barahona, DR Resides: Barahona, DR Acquired: Non-drafted free agent signed Jan 17, '91.

Year	Club	CLS	W-	L	ERA	G	GS	CG	SHO	SV	IP	H	R	ER	BB	SO
1991																

1991: Played for the San Pedro de Macoris Orioles of the Dominican Summer League.

COSS, Michael Patrick (IF)

KANE COUNTY

Hgt: 5-11 Wgt: 190 B: R T: R Signed by: Fred Petersen

Born: Nov 17, '68, Fort Devens, MA Resides: Bridgeport, OH Acquired: Signed as an un-drafted free agent, June 11, '91.

Year	Club	CLS	AVG.	G	AB	R	H	2B	3B	HR	RBI	BB	SO	SB	CS	HP
1991	Bluefield	R	.191	59	209	24	40	6	1	0	17	26	29	3	4	2
	Kane County	A	.182	3	11	1	2	0	0	0	0	1	3	0	0	0

PRO TOTALS .191 62 220 25 42 6 1 0 17 27 32 3 4 2
Notes: **1991:** Played in 59 of 66 games with Bluefield...Played 52 games at 2B, 6 games at SS and 1 game at SS...Promoted to Kane County (A) Aug 27.

Personal: Played in Little League and Babe Ruth programs in Bridgeport, OH...Played American Legion ball for Martins Ferry Post 38...A 1987 graduate from Linsly (OH) HS where he played baseball, football and wrestled.

Graduated from Notre Dame University...Volunteered as a catcher 2nd half of his senior year with the Irish in order to fill a team need...Received his degree from Notre Dame during this past off-season.

CRESENCIO, Arturo Domingo (RHP)

GULF COAST

Hgt: 6-0 Wgt: 140 B: R T: R Signed by: Carlos Bernhardt

Born: Feb 9, '72, San Cristobal, DR Resides: San Cristobal, DR Acquired: Non-drafted free agent signed July 29, '89.

Year	Club	CLS	W-	L	ERA	G	GS	CG	SHO	SV	IP	H	R	ER	BB	SO
1990																
1991	Gulf Coast	R	1-	1	4.32	7	0	0	0	1	8.1	6	8	4	6	6

PRO TOTALS 1- 1 4.32 7 0 0 0 1 8.1 6 8 4 6 6
1991: Appeared in only 7 games with Gulf Coast (Rookie). **1990:** Played for the San Pedro de Macoris Orioles of the Dominican Summer League.

CURRAN, Shawn Edward (C)

GULF COAST

Hgt: 6-3 Wgt: 215 B: R T: R Signed by: Rick Arnold

Born: Dec 6, '72, Long Beach, CA Resides: Corona, CA Acquired: Orioles' 2nd round selection in June, '91 draft.

Year	Club	CLS	AVG.	G	AB	R	H	2B	3B	HR	RBI	BB	SO	SB	CS	HP
1991	Gulf Coast	R	.172	36	99	16	17	5	0	0	8	17	34	0	1	2

1991: His best day in Gulf Coast League was 7/6 when he was 2-for-3 with a double and 3 rbi July 6 (2) against the Blue Jays...Participated in the Florida Instructional League.

Personal: Played for Lakewood-Cerritos Little League and Pony League...Played in the 1987 Pony League World Series...Attended Corona (CA) HS where he played baseball and football.

de la SANTOS, Miguel Angel (IF)

GULF COAST

Hgt: 6-0 **Wgt:** 170 **B:** R **T:** R **Signed by:** Carlos Bernhardt
Born: June 3, '73, Hato Mayor, DR **Resides:** San Pedro de Macoris, DR
Acquired: Non-drafted free agent signed June 1, '91.

Year	Club	CLS	AVG.	G	AB	R	H	2B	3B	HR	RBI	BB	SO	SB	CS	HP
1991																

(Dominican Summer League)

1991: Played for the San Pedro de Macoris Orioles in the Dominican Summer League.

DEDRICK, James Michael (RHP)

KANE COUNTY

Hgt: 6-0 **Wgt:** 185 **B:** S **T:** R **Signed by:** Rick Arnold
Born: Apr 4, '68, Los Angeles, CA **Resides:** Miikilteo, WA **Acquired:** Orioles
 33rd choice in June, '90 draft.

Year	Club	CLS	AVG.	G	AB	R	H	2B	3B	HR	RBI	BB	SO	SB	CS	HP
1990	Wausau	A	0-	1	2.70	3	1	0	0	0	10	6	4	3	4	8
1991	Kane County	A	4-	5	2.95	16	15	0	0	0	88.1	84	38	29	38	71
PRO TOTALS			4-	6	2.93	19	16	0	0	0	98.1	90	42	32	42	79

1991: With Kane County (A), earned 1st win on 4/22 vs Peoria, after pitching 8 shutout innings while allowing only 2 starts...Fanned 11 Kenosha hitters in 6 innings in his last start 9/2.

Personal: Graduated from Huntington Beach (CA) HS in '86...Lettered in baseball for 3 seasons...Also punted on the football team for one year, averaging 42 yards per kick Played Little League baseball...Attended Orange Coast CC and Southern California College...Threw 5 shutouts in his senior year...Enjoys salmon fishing.

DELGADO, Eugene Alfonso (IF)

GULF COAST

Hgt: 5-11 **Wgt:** 155 **B:** R **T:** R **Signed by:** Orioles
Born: Dec 21, '71, Jersey City, NJ **Resides:** Hialeah, FL **Acquired:** Free agent signed Oct 1, '91.

Notes: Signed for the 1992 season.

Personal: Mother, Mary is of Argentinian decent...Father, Eufemio is of Cuban decent...Has 5 brothers and sisters...Played Little League in Hialeah (FL)...Played for Hialeah Post 32 in American Legion play for 3 seasons...Graduated from Miami Springs (FL) HS...Hit a home run in his final game as a senior.

DeMATO, Ronald R. (RHP)

GULF COAST

Hgt: 6-0 **Wgt:** 170 **B:** R **T:** R **Signed by:** Fred Petersen
Born: June 1, '69, Midlothian, IL **Resides:** Midlothian, IL **Acquired:** Free agent signed Aug 16, '91.

Notes: Signed for the 1992 season.

Personal: Played Little League and Babe Ruth in Midlothian (IL)...Also played semi-pro ball for Midlothian White Sox and pitched in the '91 NBC tournament...An '87 graduate from Brother Rice HS in Chicago...Played baseball for 3 years, football for 2 years and basetball for 1 year...Attended Western Illinois University...Raises Piranhas.

DICKERSON, Bobby (IF)

HAGERSTOWN

Hgt: 6-0 **Wgt:** 182 **B:** R **T:** R **Signed by:** Joe Robinson (Yankees) **Born:** Sep 4, '65, Laurel, MS **Resides:** LaPlace, LA **Acquired:** Free agent signed Nov 27, '90.

Year	Club	CLS	AVG.	G	AB	R	H	2B	3B	HR	RBI	BB	SO	SB	CS	HP
1987	Oneonta	A	.278	8	18	4	5	1	0	1	4	2	1	0	0	0
	Ft. Lauderdale	A	.196	23	56	6	11	5	0	0	3	4	14	0	0	3
1988	Ft. Lauderdale	A	.246	85	305	29	75	21	0	2	42	5	50	1	0	5
1989	Albany	AA	.255	21	55	8	14	2	0	1	5	0	12	1	0	2
	Columbus	AAA	.185	24	65	8	12	4	0	0	5	2	15	0	0	1
1990	Albany	AA	.220	58	182	20	40	8	2	1	17	7	29	0	0	1
1991	Hagerstown	AA	.238	90	302	34	72	12	4	1	36	9	44	2	0	6
	Rochester	AAA	.333	2	6	0	2	1	0	0	0	0	1	0	0	0
PRO TOTALS			.234	1950	989	109	231	54	6	6	112	29	166	5	1	18

1991: At Hagerstown (AA), played 53 games at SS, 31 games at 2B, 2 games at 3B and 1B and 1 game in the OF...Promoted to Rochester (AAA) May 6...Returned to Hagerstown May 12...**1989:** Played with Yankee's 1B Kevin Maas while at Columbus...**1988:** Set career marks with Ft. Lauderdale (A) in games (85), at-bats (305), doubles (21) and rbi (42).

Personal: Played Little League and Babe Ruth League with Lebro (LA) and American Legion for Riverlands National Park (LA)... Graduated East St. John (LA) HS in '83...Attended Nicholls State in Thibodeaux, LA...Set the school career marks for most home runs (28) and doubles (58)...Placed 2nd in schools all-time list in steals (132)...Was originally the Yankees' 23rd round pick in the '83 June draft...Attends Nicholls State Business school during the off-season.

DiMARCO, Steven P. (IF)

KANE COUNTY

Hgt: 6-0 **Wgt:** 185 **B:** L **T:** R **Signed by:** Leo Labossiere
Born: Feb 2, '69, West Hempstead, NY **Resides:** Elmont, NY **Acquired:** Orioles 20th pick in June, '90 draft.

Year	Club	CLS	AVG.	G	AB	R	H	2B	3B	HR	RBI	BB	SO	SB	CS	HP
1990	Bluefield	R	.273	43	150	19	41	13	1	1	0	18	15	23	1	0
	Wausau	A	.138	18	65	4	9	1	0	1	3	5	15	2	1	1
1991	Kane County	A	.252	37	107	10	27	5	0	0	13	9	21	1	2	0
	Erie	A	.211	60	218	26	46	9	1	3	20	38	47	2	2	2
PRO TOTALS			.228	158	540	59	123	28	2	4	54	67	106	6	5	3

1991: Began the season with Kane County (A)...Optioned to Erie (A) 6/12...**1990:** Was 2nd at Bluefield (Rookie) with 13 doubles although he only played in 43 of the team's 70 games...Pitched in 2 games, July 1 and July 3, retiring all 3 batters he faced...Earned a save, July 3 vs Burlington.

Personal: Played Little League for West Hempstead (NY)...Played semi-pro ball for Long Island Tigers in the NABF senior division...Was a 3-time National all-star and 2-time mvp...Played for the East team in the '87 Olympic festival...Was tabbed as NY State's best amateur baseball player in '87...Graduated West Hempstead (NY) HS in '87.

Attending C.W. Post (NY) College with a marketing and business major...Played collegiately against Astros 1B Jeff Bagwell and rhp Pete Harnisch as well as Red Sox lhp Kevin Morton and 1B Mo Vaughn...Father Philip played year ('53) of professional baseball...Cousin Chris is a professional golfer.

DuBOIS, Brian Andrew (LHP)

ROCHESTER

Hgt: 5-8 **Wgt:** 160 **Bats:** L **Throws:** L **Signed by:** Mike Ledna
Born: Apr 18, '69, Joliet, IL **Resides:** Sarasota, FL **Acquired:** Orioles 4th round pick in June, '85 draft.

Year	Club	CLS	AVG.	G	AB	R	H	2B	3B	HR	RBI	BB	SO	SB	CS	HP
1985	Bluefield	A	5-	4	2.50	10	9	2	1	0	57.2	42	23	16	20	67
1986	Hagerstown	A	1-	2	7.08	5	5	0	0	0	20.1	29	19	16	11	17
	Bluefield	R	1-	1	0.96	3	1	0	0	0	9.1	8	2	1	2	8
1987	Hagerstown	A	8-	9	3.89	27	25	3	0	0	155	162	81	67	73	96
1988	Virginia	A	2-	5	5.55	9	9	0	0	0	48.2	66	42	30	20	35
	Hagerstown	A	12-	4	3.67	19	19	7	1	0	135	129	71	55	30	112
1989	Hagerstown	AA	6-	4	2.49	15	15	6	2	0	112	93	36	31	18	82
	Rochester	AAA	3-	1	1.80	4	4	0	0	0	30	24	8	6	12	16
	Toledo	AAA	1	1	2.25	3	3	0	0	0	24	17	6	6	6	13
	Detroit	AL	0-	4	1.75	6	5	0	0	0	36	29	14	7	17	13
1990	Detroit	AL	3-	5	5.09	12	11	0	0	0	58.1	70	37	33	22	34
	Toledo	AAA	5-	4	2.71	13	10	2	0	0	69.2	67	27	21	26	47
1991	Baltimore	ML														
	Gulf Coast #	R	0-	0	0.00	1	1	0	0	0	0	0	0	0	0	0
ML TOTALS			3-	9	3.82	18	16	0	0	0	194.1	99	51	40	39	47
PRO TOTALS			47-	44	3.44	127	117	20	4	1	756	736	366	289	257	540

Rehab assignment

1991: Spent the entire season on the Major League disabled list...Made 1 appearance on rehab assignment with Gulf Coast (Rookie) on July 20...Drew the starting assignment but was only able to throw 1 pitch...Did not pitch the rest of the season.

1990: Opened the season with Toledo (AAA) but was recalled by Detroit on May 1...Earned his 1st big league victory, May 18 at Chicago, 8-2 over Melido Perez...Had lost his 1st 6 ML decisions, including his 1st 2 of '90...Won his next start, 5-1 at home on May 23 against Texas...Other win of season came June 7 when he combined with Lance McCullers on a 5-hit, 5-0 decision over Cleveland's Bud Black...Era went from 3.96 to 5.09 in his last 2 games (2 starts) when he allowed 21 hits and 11 earned runs in 8.1 ip.

Optioned to Toledo on July 7...Had the lowest era (2.71) on Toledo staff...Allowed 2 earned runs or less in 8 of his 12 starts...Had 2 complete games with the Mud Hens: a 3-hitter at Tidewater on Aug 16 and a 4-hitter vs Richmond Aug 5...Was claimed on waivers by the O's on Sep 3. Had "Tommy John" surgery on Sep 19 on left elbow...Didn't pitch after

Aug 21.

1989: Began the season with Hagerstown (AA)...Walked only 18 hitters in 15 starts with the Suns...Promoted to Rochester on July 4...Won 3 of his 4 starts while with the Wings...Traded to Detroit for dh **Keith Moreland** on July 29...Was assigned to Toledo (AAA), but spent the final 6 weeks of the season with the Tigers...Made his big league debut on Aug 17 against the Yankees losing 2-1 to **Greg Cadaret**.

Gave up 2 runs in his 1st major league inning, then went 18 innings, spanning his 1st 3 starts without allowing an earned run...The Tigers scored only 8 runs in his 1st 5 starts and only once did he allow more than 2 runs...Picked off 4 runners.

1988: Began the season on loan to the independent Virginia Generals of the Carolina League...Was returned to Hagerstown, also in the CL on May 23...Led the Carolina league in wins (14), starts (28) and complete games (7).

1987: Picked off 33 runners and was not called for a balk with Hagerstown (A)...**1985:** Fanned 67 in 58 innings with Bluefield.

Personal: Played baseball, football and basketball at Reed-Custer (IL) HS...Was the Orioles 1st pick (4th round) in the '85 June draft...Has worked during the off-seasons in the construction remodeling business.

EBERLE, Michael Kenneth (C)

HAGERSTOWN

Hgt: 6-2 Wgt: 200 B: R T: R Signed by: Bill Lawlor

Born: June 6, '65 Birthplace: Rapid City, SD Residence: Terre Haute, IN

Acquired: Orioles' 8th round pick in June, '87

Year	Club	CLS	AVG.	G	AB	R	H	2B	3B	HR	RBI	BB	SO	SB	CS	HP
1987	Newark	R	.325	24	77	9	25	8	0	1	17	5	14	0	0	0
1988	Hagerstown	A	.244	123	435	49	106	25	1	5	74	36	88	0	0	8
1989	Hagerstown	AA	.202	88	272	21	55	12	0	1	21	19	60	2	3	4
1990	Hagerstown	AA	.250	38	124	10	31	8	0	1	10	8	36	0	0	1
	Rochester	AAA	.233	19	43	1	10	0	0	0	4	1	13	0	1	0
1991	Rochester	AAA	.178	42	90	8	16	2	0	0	5	9	24	0	0	1
PRO TOTALS			.233	334	1041	98	243	55	1	8	131	78	235	2	4	14

1991: Spent the entire season with Rochester (AAA)...**1990:** At Hagerstown and Rochester combined, he threw out 18 of 39 attempted base stealers (46%)...(The average success rate by catchers in the 2 leagues was 35%).

Eberle tossed out 12 of 24 at Hagerstown and 6 of 15 at Rochester...Spent parts of June-July-August at Rochester...Was batting a combined .285 at Hagerstown and Rochester thru July 19, but hit only .137 (51-7) the rest of the season.

1988: Led Carolina League catchers in fielding pct. (.991), games (112), and total chances (807)...Finished 2nd in caught stealing pct. (.480)...Only 2 other players in the O's minor league system had more rbi than his 74 and only one had more doubles (25).

Personal: Played baseball at Indiana State where the Sycamores were 150-61 in his 3 years...Batted .388 (hr-13) as a freshman. Was All-Missouri Valley Conference catcher in '86 and '87...Helped team to 48-21 record and a 15th national ranking in '86.

Played football and basketball at Rapid City (SD) Central High School...The school didn't have a baseball program...Played Little League for Hailey (SD) and American Legion for Post 22 in Rapid City.

ESHELMAN, Vaughn Michael (LHP)

KANE COUNTY

Hgt: 6-3 Wgt: 195 B: L T: L Signed by: Ray Crone

Born: May 22, '69, Philadelphia, PA Resides: Houston, TX Acquired: Orioles' 4th round pick in June, '91 draft.

Year	Club	CLS	W-	ERA	G	GS	CG	SHO	SV	IP	H	R	ER	BB	SO
1991	Bluefield	R	1-	0.64	3	3	0	0	0	14	10	4	1	9	15
	Kane County	A	5-	3.232	11	11	2	1	0	77.2	57	23	20	35	90
PRO TOTALS			6-	3.206	14	14	2	1	0	91.2	67	27	21	44	105

1991: Began the season with Bluefield (Rookie)...Allowed just 1 earned run over 3 starts there...Promoted to Kane County (A) July 8...Threw 6 shutout innings, scattering 4 hits in his Cougar debut, earning the victory...Fanned 11 in a complete game, 8-hit shutout, 8/11 vs Appleton...Struck out 15 in 7.2 ip his next start, a one-hitter on 8/16 against Burlington (Astros).

The 15 strikeouts tied him with Ishovany Marquez for tops in the organization and were the 4th highest game-total by a minor league hurler

in 1991...Threw a complete-game, 5-hitter his next outing against Peoria, 8/23...Was 2-1 with 1.27 era, covering his last 4 starts of that month and fanned 48 in 38.2 innings.

Personal: Is a 1987 graduate of Westfield (TX) HS where he was named all-district as an outfielder...Attended Binn (TX) JC and the University of Houston...Tossed a 14-strikeout, 1-hit shutout, his senior season against Texas Tech...He also pitched one-hitter vs University of Arkansas his junior year...Played against Twins' 2B **Chuck Knoblauch** (Texas Tech) in college.

ESPINOZA, Jose Antonio (IF)

BLUEFIELD

Hgt: 6-4 Wgt: 180 B: R T: R Signed by: Carlos Bernhardt

Born: July 18, '73, in San Pedro de Macoris, DR and still lives there Acquired: Non-drafted free agent signed July 19, '90.

Year	Club	CLS	AVG.	G	AB	R	H	2B	3B	HR	RBI	BB	SO	SB	CS	HP
1991																

(Dominican Summer League)

1991: Played for the San Pedro de Macoris Orioles (Dominican Summer).

EVANS, Justin David (OF)

GULF COAST

Hgt: 6-1 Wgt: 180 B: R T: R Signed by: Lane Decker

Born: June 9, '72, Oklahoma City, OK Resides: Oklahoma City, OK

Acquired: Orioles' 23rd round choice in June, '90 draft.

Year	Club	CLS	AVG.	G	AB	R	H	2B	3B	HR	RBI	BB	SO	SB	CS	HP
1991	Gulf Coast	R	.187	35	91	8	17	4	0	0	7	10	22	0	2	2

Personal: Graduated from Bethany (OK) HS in '90 and was baseball, football, basketball and track letterman...Played Little League with Oklahoma City and American Leagion with Tri City Majors (Oklahoma City), finishing 3rd in state, '89-'90.

FARRAR, Terry Lee (LHP)

KANE COUNTY

Hgt: 6-1 Wgt: 180 B: S T: L Signed by: Lane Decker

Born: Sep 10, '69, St. Louis, MO Resides: St. Louis, MO Acquired: Orioles' 8th round selection in June, '91 draft.

Year	Club	CLS	W-	ERA	G	GS	CG	SHO	SV	IP	H	R	ER	BB	SO
1991	Bluefield	R	1-	1.415	3	3	0	0	0	13	11	9	6	6	17
	Kane County	A	6-	3.370	12	11	2	0	0	65.2	73	33	27	28	35
PRO TOTALS			7-	4.378	15	14	2	0	0	78.2	84	42	33	34	52

1991: Made 3 starts with the baby Orioles before promotion to Kane County (A) on 7/5...After dropping his 1st 2 decisions, he won 6 of his last 7, covering 9 appearances, 8 starts 7/24-9/3, while posting a 2.94 era (ip-52, er-17) and aiding the Cougars during their stretch run (they were 28-12 from 7/24 to the end of the season).

Personal: Played Little League for St. Charles (MO)...Also participated in America Legion baseball...Attended Eldorado (NV) HS and Francis St. Charles (MO) HS...Earned 3 letters for baseball and 1 letter for ice hockey...Attended St. Louis CC and Missouri Baptist College, posting a 23-7 record over 3 seasons for the 2 schools.

FERRETTI, Samuel, Jr. (INF)

HAGERSTOWN

Hgt: 5-10 Wgt: 175 B: R T: R Signed by: Bobby Malkmus (Indians) Born:

Aug 25, '65, Jersey City, NJ Resides: Rutherford, NJ Acquired: Contract purchased from the Indians, Nov 4, '91.

Year	Club	CLS	AVG.	G	AB	R	H	2B	3B	HR	RBI	BB	SO	SB	CS	HP
1987	Burlington	R	.268	48	123	34	33	5	0	3	17	22	17	9	3	2
1988	Reno	A	.279	63	219	30	61	9	0	1	20	14	34	6	8	1
	Waterloo	A	.105	15	38	2	4	1	0	0	2	5	8	2	0	0
	Colorado Springs	AAA	.196	18	56	6	11	1	0	0	5	3	10	0	0	1
1989	Kinston	A	.232	101	323	48	75	17	1	4	39	26	49	9	3	6
	Canton-Akron	AA	.250	5	4	1	1	0	0	0	1	0	0	0	1	0
1990	Canton-Akron	AA	.258	129	434	58	112	15	1	1	43	35	51	10	7	4
1991	Canton-Akron	AA	.214	101	299	26	64	12	3	0	23	37	60	8	7	2
PRO TOTALS			.241	480	1496	205	361	60	5	9	150	142	229	44	29	16

1991: Spent the season with Canton-Akron (AA)...Played 52 games at SS, 33 games at 3B, 21 games at 2B and 1 game in the outfield...**1990:** Played 36 games at 2B, 64 at 3B, 33 games at SS and 3 games in the outfield...**1989:** Started the season with Kinston (A), spent 10 days at Canton-Akron (AA) late in April, then returned to Kinston for the rest of the year...Participated in the Tribe's Instructional League program...**1988:** Began the season on loan with Reno (A) in the California League.

Personal: Was originally the Indians' 25th round selection in the '87 June draft...Played for Rutgers University...Played in the ACBL and Met League

during his summers in college...Attended Rutherford (NJ) HS where he played baseball, football and basketball...Was team mvp in football his senior season...Played Little League, Babe Ruth and American Legion for Rutherford (NJ)...Father **Sam, Sr.** played for 1 season in the Reds' organization.

FIRSICH, Steven James (Steve) (RHP)

BLUEFIELD

Hgt: 6-1 Wgt: 175 B: R T: R Signed by: Rick Arnold

Born: Oct 9, '69, La Mesa, CA Resides: Port Huenemene, CA Acquired: Orioles' 25th round pick in June, '91 draft.

Year	Club	CLS	W-	L ERA	G	GS	CG	SHO	SV	IP	H	R	ER	BB	SO
1991	Bluefield	R	2-	3 5.16	11	4	0	0	0	29.2	28	21	17	20	25

1991: With Bluefield (Rookie) was winless in 3 decisions as a starter (era 5.40, ip-20, er-12), but 2-0 out of the pen (4.66, ip-9.2, er-5)...Fanned a season-high 5 in 3 innings 6/26...Longest outing of the year was 6 innings on 8/21.

Personal: Played Little League and Babe Ruth baseball for Santee American (CA)...Played American Legion for Santee/Lakeside and Khoury League baseball for San Diego Collegiant...Graduated from Tokay (CA) HS where he played baseball and basketball...Attended Grossmont (CA) College...Nickname is Bones.

FLOWERS, Douglas Clyde (Doug) (C)

KANE COUNTY

Hgt: 6-1 Wgt: 185 B: L T: R Signed by: Jim Gilbert

Born: Apr 11, '69, Wilson, NC Resides: Elm City, NC Acquired: Orioles' 44th round selection in June, '90 draft.

Year	Club	CLS	AVG.	G	AB	R	H	2B	3B	HR	RBI	BB	SO	SB	CS	HP
1990	Bluefield	R	.269	39	104	13	28	5	2	2	12	8	24	1	2	3
1991	Kane County	A	.333	18	57	3	19	1	0	1	8	3	14	0	1	1
	Frederick	A	.275	63	193	22	53	14	0	3	21	13	50	0	2	1
PRO TOTALS			.282	120	354	38	100	20	2	6	41	24	88	1	5	5

1991: Began the season in extended spring...Joined Kane County (A) on 5/7...Was promoted to Frederick (A) 6/1...Had a streaky stay with the Keys...Struggled early hitting .227 (22-5) over his 1st 12 games, 6/2-15, then hit .390 (41-16) over his next 12 with 6 doubles...Went 1-for-20 over his next 6 games, but hit .377 (61-23) over 17 game period, 7/31-8/17...Played 25 games at 1B and 10 behind the plate with Frederick

Returned to Kane County 9/1...Played 12 games at 1B and caught 3 games for the Cougars...1990: At Bluefield (Rookie), got off to slow start, going 6-for-33, .182 through Aug 9 (17 games)...Batted .310 (71-22) the rest of the way.

Personal: Played American Legion as a youth...Is an '87 graduate from Ralph L. Fike HS in Wilson, NC...Earned baseball 4 letters in high school...Played on NC Wesleyan College's '89 NCAA Division III championship team...Was a 2-time Division III All-America and 2-time selection to the Division III College World Series all-tournament team.

FORNEY, David Ritchard Jr. (Rick) (RHP)

BLUEFIELD

Hgt: 6-4 Wgt: 210 B: R T: R Signed by: Jim Gilbert

Born: Oct 24, '71, Annapolis, MD Resides: Arnold, MD Acquired: Orioles' 26th pick in the June, '91 draft.

Year	Club	CLS	W-	L ERA	G	GS	CG	SHO	SV	IP	H	R	ER	BB	SO
1991	Gulf Coast	R	7-	0 2.19	12	10	2	1	0	65.2	48	21	16	10	51

1991: Tied for the Gulf Coast League (Rookie) lead in wins with 7...Averaged only 1.4 walks per 9 innings and had a strikeout to walk ratio of over 5 to 1 (51:10)...Won 5 consecutive starts, 7/22-8/16...Strung together 28.1 scoreless innings (h-11), spanning 5 starts, 7/15-8/11...Pitched consecutive 7-inning complete games (8/4 & 11)...Was named GCL player of the week during the streak for the week of July 20-27...Recorded a season-high 12 strikeouts (ip-7.2) on 8/20...

Started the 2nd game of the GCL's championship series against the Expos...Hurled a 9-inning, 5-hit masterpiece (r/er-2, bb-1, so-10) to even the series at 1.

Personal: Played Little League, Babe Ruth and Connie Mack baseball as a youth...Participated in the '85 Pony League World Series and the '89 and '90 Connie Mack World Series...Graduated from Annapolis (MD) HS where he played baseball...Selected to the '89 all-Anne Arundel County squad as well as the all-Metro squad.

Attended Anne Arundel CC where he posted a 8-2 lifetime record with

11 career saves...Was about to accept scholarship with University of South Carolina-Aiken when drafted by the Orioles.

FREGOSO, Daniel Ruben (RHP)

KANE COUNTY

Hgt: 6-0 Wgt: 175 B: R T: R Signed by: Logan White

Born: Nov 11, '73, Pima County, AZ Resides: Tucson, AZ Acquired: Orioles' 6th round pick in June, '91 draft.

Year	Club	CLS	W-	L ERA	G	GS	CG	SHO	SV	IP	H	R	ER	BB	SO
1991	Gulf Coast	R	2-	4 4.22	12	10	0	0	0	53.1	43	29	25	33	53

1991: With Gulf Coast (Rookie) averaged nearly 1 strikeout an inning...Yielded only 7.3 hits per 9 innings...Started in 11 of his last 12 appearances, and allowed 3 or fewer runs in 8 of those outings...Hurled 6 innings of shutout ball his next outing, allowing 1 hit and Fanned a season-high 9 in a 6-inning effort 6/28 to pick up his 1st pro win...Dropped 4 of his last 5 decisions, 7/11-8/22.

Personal: Played Little League for International Tucson...Also played American Legion for the Tucson Knights...A '91 graduate of Catalina (AZ) HS where he played baseball and golf.

GALAN, Manolo (C)

GULF COAST

Hgt: 6-1 Wgt: 185 B: R T: R Signed by: Carlos Bernhardt

Born: June 9, '75, San Pedro de Macoris, DR Resides: Quisqueya, Jarnaiero, DR Acquired: Signed as a free agent, Jan 22, '92.

Notes: Signed for the 1992 season.

GALVEZ, Angel Reynaldo (RHP)

BLUEFIELD

Hgt: 6-1 Wgt: 165 B: R T: R Signed by: Carlos Bernhardt

Born: Sep 24, '73, La Bomania, DR Resides: La Bomania, DR Acquired: Non-drafted free agent signed July 22, '90.

Year	Club	CLS	W-	L ERA	G	GS	CG	SHO	SV	IP	H	R	ER	BB	SO
1991															

(Dominican Summer League)

1991: Played for San Pedro de Macoris of the Dominican Summer League.

GERRERO, Domingo Antonio (RHP)

GULF COAST

Hgt: 6-3 Wgt: 165 B: R T: R Signed by: Carlos Bernhardt

Born: Dec 20, '74, San Rafael de Yuma, DR Resides: La Bomania, DR Acquired: Non-drafted free agent signed Jan 22, '90.

GILBERT, Donald Lee (IF)

BLUEFIELD

Hgt: 6-1 Wgt: 190 B: L T: R Signed by: Jim Gilbert

Born: May 15, '69, Baltimore, MD Resides: Pasadena, MD Acquired: Signed as a non-drafted free agent, July 13, '91.

Year	Club	CLS	AVG.	G	AB	R	H	2B	3B	HR	RBI	BB	SO	SB	CS	HP
1991	Bluefield	R	.272	34	114	21	31	7	1	2	17	26	29	3	4	2

1991: At Bluefield (Rookie), hit safely in 8 of 9 games (.448, 29-13), 7/25-8/4...Batted .359 (39-14) while driving in 8 runs over 12 games, 8/16-27.

Personal: Participated in the Havenwood Little League program...Also played amateur youth baseball for Wagners Baseball Club and Anne Arundel Stars Baseball club...Attended Northeast (MD) HS...Was named Player-of-the-Year for the state of Maryland in 1987...Attended Winthrop College where he majored in history...Earned his degree last December.

GILBERT, Roy LeVon (OF)

HAGERSTOWN

Hgt: 5-9 Wgt: 160 B: S T: R Signed by: Ray Crone

Born: Oct 16, '66, Shreveport, LA Resides: Minden, LA Acquired: Orioles' 23rd pick in June, '88 draft.

Year	Club	CLS	AVG.	G	AB	R	H	2B	3B	HR	RBI	BB	SO	SB	CS	HP
1988	Erie	A	.254	73	287	53	73	19	0	1	32	33	35	30	8	1
1989	Frederick	A	.239	111	352	39	84	9	1	2	38	17	34	35	6	4
1990	Frederick	A	.253	125	471	81	119	26	3	2	48	55	56	22	20	7
1991	Hagerstown	AA	.225	225	76	204	22	46	5	5	0	19	11	22	14	2
PRO TOTALS			.245	385	1314	195	322	59	9	5	137	116	147	101	36	14

1991: Shuttled between Frederick and Hagerstown much of the year. Hit .341 (91-31) during a 2nd tour with the Keys, including 12 straight (46-18, .391), 7/3-17...Returned to Hagerstown 7/19 and stayed there the rest of the season.

1990: Led Frederick (A) and was 3rd in the Carolina League with 81 runs scored...Led Keys with 22 steals (tied for 3rd in O's organization)... Led the club in games (125), at bats (471) and walks (55), and tied for lead with 26 doubles...Hit a grand slam May 10 at Durham...Had a couple of 4-hit

games and drove in 4 runs in a game twice...Went 4-for-6 with 4 runs scored, and a home run, July 24 at Salem...Scored 3 runs in a game 5 times...
1988: Tied for NY-Penn League lead in doubles (19); 3rd in at bats (287) and runs (53).

Personal: Played Little League and American Legion baseball...Graduated from Minden (LA) HS in '84...Lettered 3 times in baseball...Attended Paris (TX) Junior College and Centenary (LA) College.

GODIN, Steven Mathew (OF)

Hgt: 6-1 Wgt: 180 B: R T: R Signed by: Jim Gilbert
 Born: May 22, '69, Burlington, VT Resides: Milton, VT
 17th pick in June, '90 draft.

Year	Club	CLS	AVG.	G	AB	R	H	2B	3B	HR	RBI	BB	SO	SB	CS	HP
1990	Wausau	A	.248	48	145	14	36	6	0	3	13	18	32	4	2	0
1991	Kane County	A	.269	93	346	48	93	12	2	6	38	23	66	10	3	3
PRO TOTALS			.263	141	491	62	129	18	2	9	51	41	98	14	5	3

1991: After going hitless in the Kane County opener (A), hit safely in 8 of his next 9 games, 4/13-22...Drove in 9 runs over a 9 game span, 8/18-29...Hit .358 (127-49) over 35 game stretch with 4 homers, 17 rbi and 27 runs scored, 7/22-8/28...Led the Cougars with 10 stolen bases.

1990: Batted only .190 (79-15) through his 1st 27 games for Wausau (A), but finished strong in his final 21 games (21-for-66, .318).

Personal: Played Little League in Milton (VT), Babe Ruth League for Vint Hills Farms (VA) and American Legion baseball for Post 72, Warrenton, VA...Graduated Fauquier (VA) HS in '87...Lettered in baseball and football...Attended East Carolina University.

GOODWIN, Curtis LaMar (OF)

Hgt: 5-11 Wgt: 180 B: L T: L Signed by: Ed Sprague
 Born: Sep 30, '72, Oakland, CA Resides: San Leandro
 12th pick in June, '91 draft.

Year	Club	CLS	AVG.	G	AB	R	H	2B	3B	HR	RBI	BB	SO	SB	CS	HP
1991	Gulf Coast	R	.258	48	151	32	39	5	0	0	9	38	25	26	5	1

1991: Was 3rd in the Gulf Coast League (Rookie) in walks with 38...Finished 4th in the GCL in steals (26)...Walked all 4 plate appearances, 7/23 (2) against the Rangers...Swiped 7 bases over 5 games, 7/23-31...Reached via a hit or a walk in 40 of 48 games.

Personal: Brother Jay is a junior at the University of Washington and is a walk-on fullback on the Huskies football team...Played in Little League, Babe Ruth and American Legion programs in the Oakland area...Graduated from San Leandro (CA) HS in 1991 where he lettered in 4 sports his senior season.

GOULD, Frank William (LHP)

Hgt: 6-1 Wgt: 175 B: L T: L Signed by: Mike Toomey (Giants)
 Born: Mar 11, '70, Huntington, WV Resides: Huntington, WV
 Signed as a free agent, Apr 12, '91.

Year	Club	CLS	W-	ERA	G	GS	CG	SHO	SV	IP	H	R	ER	BB	SO
1991	Bluefield	A	3-	6.414	12	1	1	0	0	67.1	71	37	31	19	58

1991: At Bluefield, earned 1st victory 6/29, then lost 6 straight decisions, over 8 starts, 7/4-8/18, including a 7 inning, complete-game 1-0 loss, 7/11 against Elizabethton...Struckout 10 in 6 innings, 7/22...Fanned 12 vs Elizabethton 8/24 in an in inning win.

Personal: Was originally signed by the Giants as a non-drafted free agent, 8/8/88...Played Little League, Babe Ruth and American Legion as a youth...Attended Huntington East (WV) HS where he eaned letters for baseball, football and wrestling.

GRAHAM, Gordon Dallas (IF)

Hgt: 6-0 Wgt: 175 B: L T: L Signed by: Jim Howard
 Born: Sep 16, '71, Carlisle, PA Resides: Hershey, PA
 11th pick in June, '90 draft.

Year	Club	CLS	AVG.	G	AB	R	H	2B	3B	HR	RBI	BB	SO	SB	CS	HP
1990	Bluefield	R	.281	24	64	10	18	2	1	2	8	3	26	2	2	1
1991	Bluefield	R	.144	38	104	10	15	6	0	3	9	6	41	0	2	1
PRO TOTALS			.196	62	168	20	33	8	1	5	17	9	67	2	4	2

1991: Homered and drove in 3, August 14 against Princeton...It was his 2nd season at Bluefield...**1990:** Homered and drove in 5 runs in a game, July 28 vs Pulaski.

KANE COUNTY

Acquired: Orioles

GULF COAST

Acquired: Orioles

BLUEFIELD

GULF COAST

Personal: Played Little League in Hershey (PA)...Once struck out 18 hitters in a 6-inning game as a youth...Also played American Legion baseball...Graduated Hershey (PA) HS in '90...Passed up college at Oklahoma State when he was drafted by the Orioles.

Parents **Jeffrey** and **Charlene** are houseparents at the Milton Hershey School, a residential facility for needy children Worked as an usher during the off-season at the Hershey Arena.

GREJTAK, Bryan F. (C)

Hgt: 6-0 Wgt: 195 B: R T: R Signed by: Lane Decker
 Born: Apr 27, '69, Latrobe, PA Resides: Bradenville, PA
 Non-drafted free agent signed Dec 15, '90.

Year	Club	CLS	AVG.	G	AB	R	H	2B	3B	HR	RBI	BB	SO	SB	CS	HP
1991	Bluefield	R	.257	46	148	26	38	7	1	7	20	28	44	4	2	3

1991: At Bluefield, led all Appalachian League catchers in fielding with a .995 pct...Connected for a double and 3 solo home runs in 1 game, 6/29 against Martinsville...Was named Appy League Player-of-the-Week for that feat, 6/23-29...Led the baby Orioles in homers with 7...In his last 5 games, he batted .500 (18-9) with a home run and 8 rbi.

Personal: Played Little League for Derry (PA) and American Legion for 2-time state champions Derry Post 324...Graduated Derry HS in '86 where he lettered in baseball and football...Attended Western Oklahoma Junior College and Oklahoma University...Is a member of Ducks Unlimited.

GRESHAM, Kris William (C)

Hgt: 6-1 Wgt: 195 B: R T: R Signed by: Jim Gilbert
 Born: Aug 30, '70, Camp LeJeune, NC Resides: Charlotte, NC
 Orioles' 33rd round pick in June, '91 draft.

Year	Club	CLS	AVG.	G	AB	R	H	2B	3B	HR	RBI	BB	SO	SB	CS	HP
1991	Bluefield	R	.241	34	116	16	28	5	2	0	16	6	19	6	3	4

1991: At Bluefield, he drove in 7 runs in his last 4 games, 8/25-28 while going 6-for-15.

Personal: Began playing organized baseball at the age of 4...Belongs to a military family...Was born at Camp LeJeune, NC, grew up in various places, including Chicopee, MA; Beaufort, SC; and Yuma, AZ...Played American Legion ball for Newell Post 287...Also was a member of the AAABA Wagners Orioles...**1988:** graduate of Independence (NC) HS...Won 3 letters in football and 4 letters in baseball.

Attended UNC-Charlotte...Was selected to the All-Sun Belt team his sophomore season with the 49ers...Older brother Kreg was selected in the 42nd round by the Milwaukee Brewers in June, '87 draft...

HALE, John DeShane (Shane) (LHP)

Hgt: 6-1 Wgt: 180 B: R T: L Signed by: Lamar North
 Born: Dec 30 '68, Hattiesburg, MS Resides: Lucedale, MS
 Orioles 7th pick in June, '90 draft.

Year	Club	CLS	W-	ERA	G	GS	CG	SHO	SV	IP	H	R	ER	BB	SO
1990	Wausau	A	3-	4.479	12	9	1	1	0	56.1	47	34	30	39	57
1991	Frederick	R	0-	6.342	16	9	0	0	1	71	61	45	27	34	72
PRO TOTALS			3-	10.403	28	18	1	1	1	127.1	108	79	57	73	129

Notes: **1991:** At Frederick (A), appeared in 9 games as a starter and 7 games in relief...All 6 decisions came as a starter...Sported a 2.72 era as a starter (ip-46.2, h-41, er-14, bb-26, so-50), allowing 2 or fewer earned runs in 8 of his 9 starts...Registered 10 strikeouts in 5.2 ip against Prince William, 5/11...Finished 3 games in relief for the Keys...Worked 3.1 innings, striking out 5 for a save, 5/1 against Peninsula...

1990: Won 3 consecutive starts and allowed only 2 earned runs in 21 innings, 7/24-8/3...Struck out 10 on 7/24.

Personal: Graduated from George County (MS) HS in '86...Attending University of South Alabama where he is a business (marketing) major...Father, **John**, signed a contract to play for the Baltimore Colts.

HAYNES, Jimmy Wayne (RHP)

Hgt: 6-4 Wgt: 175 B: R T: R Signed by: Lamar North
 Born: Sep 5, '72, LaGrange, GA Resides: LaGrange, GA
 7th round selection in June, '91 draft.

Year	Club	CLS	W-	ERA	G	GS	CG	SHO	SV	IP	H	R	ER	BB	SO
1991	Gulf Coast	R	3-	2.160	14	8	1	0	2	62	44	27	11	21	67

Notes: **1991:** Finished 4th in the GCL in era (1.60), tied for 2nd in strikeouts

(70)...On 6/27, he combined with Rick Forney to toss a rain-shortened, 52 inning no-hitter...Recorded final 2 outs of the game, both on strikeouts...Also walked a batter...After moving into starting rotation, allowed only 1 earned run over his 1st 4 outings (era 0.33, ip-26, h-15, bb-6, so-34)...Fanned 10 Mets in 6 innings...Recorded a 10-strikeout performance over 6 innings 7/25...Thru 7/25, he was 2-0 with 2 saves in 9 appearances, 4 starts, and had an 0.75 era (ip-36, h-18, er-3, bb-9, so-43).

Personal: A 1991 graduate of Troup County (GA) HS...Lettered in baseball for 3 seasons. Hit a grand slam in his final high school game.

HEBB, Michael Edward (RHP)

KANE COUNTY

Hgt: 6-0 **Wgt:** 170 **B:** R **T:** R **Signed by:** Jim Gilbert

Born: Nov 15 '68, Baltimore, MD **Resides:** Glen Burnie, MD **Acquired:** Orioles 25th pick in June, '90 draft.

Year	Club	CLS	W-	L	ERA	G	GS	CG	SHO	SV	IP	H	R	ER	BB	SO
1990	Bluefield	R	6-	7	3.64	15	14	3	0	0	89	88	53	36	26	80
1991	Kane County	A	3-	3	5.15	26	6	0	0	0	73.1	87	50	42	42	52
	Frederick	A	0-	0	2.25	3	0	0	0	0	8	7	2	2	8	3
PRO TOTALS			9-	10	4.23	44	20	3	0	0	170.1	182	105	80	76	137

1991: With Kane County (A), appeared in 20 games in relief and 6 games as a starter...Was 0-0 with 4.82 era as a reliever and 3-3, 5.73 era as a starter...Made all 6 starts in consecutive appearances, 5/23-6/17...Promoted to Frederick (A), Aug 25.

1990: Led Bluefield in games started (14), complete games (3) and innings pitched (89)...Shared team lead with 6 wins and was 2nd with 80 strikeouts...Won 4 consecutive starts, 7/17-8/2...Immediately followed with 4 straight losses...Fanned 10 in a game, 7/17 at Kingsport.

Personal: Played Little League for Severn (MD) Athletic Club and Babe Ruth baseball for Glen Burnie...Graduated in '86 from Glen Burnie HS where he lettered in baseball and soccer...Attended Anne Arundel Community College.

HODGE, Roy Ellington III (OF)

GULF COAST

Hgt: 6-2 **Wgt:** 175 **B:** R **T:** R **Signed by:** Leo Labossiere

Born: June 22, '71, St. Thomas, V.I. **Resides:** St. Thomas, V.I. **Acquired:** Orioles 9th pick in June, '90 draft.

Year	Club	CLS	AVG.	G	AB	R	H	2B	3B	HR	RBI	BB	SO	SB	CS	HP
1990	Bluefield	R	.229	26	48	4	11	0	0	0	3	5	8	0	1	0
1991	Gulf Coast	R	.267	36	90	10	24	4	0	1	13	19	17	1	0	1
PRO TOTALS			.254	62	138	14	35	4	0	1	16	24	25	1	1	1

1991: At Gulf Coast (Rookie), drove in a run in 6 consecutive games, 7/31-8/10...Was 2-for-6 with a grand slam, 8/27 vs Rangers...**1990:** Pitched, 7/1 vs Princeton (0.1 ip)...Was 3rd of 7 pitchers and one of 4 position players to take the mound in 14-7 loss.

Personal: Left Virgin Islands at age 14...Played Little League with St. Thomas and played in the Little League World Series both in Aruba and Williamsport, PA...Also played American Legion for Howard Rogers in Rhode Island.

Graduated Shea (RI) HS in '90 and lettered in baseball and basketball...Hoops team was 18-0 his senior season...Scored 1,000 career points in basketball playing for Shea...Was Rhode Island high school player of the year in baseball in '90...1 of 11 children.

HOLLAND, Timothy Noel (IF)

ROCHESTER

Hgt: 6-3 **Wgt:** 188 **B:** R **T:** R **Signed by:** Fay Thompson

Born: June 15, '69, Sacramento, CA **Resides:** Sacramento, CA **Acquired:** Orioles 6th pick in June, '87 draft.

Year	Club	CLS	AVG.	G	AB	R	H	2B	3B	HR	RBI	BB	SO	SB	CS	HP
1987	Bluefield	R	.274	53	157	20	43	8	1	4	19	15	47	4	0	1
1988	Erie	A	.198	69	242	23	48	8	1	0	12	11	54	5	2	0
1989	Waterloo	A	.202	113	391	42	79	19	0	5	32	31	82	4	4	0
1990	Frederick	A	.302	115	424	63	128	26	4	8	68	38	75	6	4	4
1991	Hagerstown	AA	.248	133	501	58	124	21	2	8	73	35	142	6	5	2
PRO TOTALS			.246	483	1715	206	422	82	8	25	204	130	400	25	15	7

1991: At Hagerstown (AA), Led Eastern League hitters in strikeouts (142)...Hit .348 (43-15) with 7 rbi over 11 games, 4/19-5/1...Had a 10-game hitting streak (.425, 40-17), 6/13-22...Hit safely in 12 of 13 games (.345, 58-20, rbi-12), 7/11-23.

Was batting .268 (400-107, hr-8, rbi-63) on 7/31, but hit only .165 (107-17, hr-0, rbi-10) the rest of the way.

1990: Named to the mid-season Carolina League All-Star team...Was 3rd in the CL in batting (.302) and 5th in total bases (186)...Had 5 hits in a game, 8/8, vs Lynchburg...Had 14-game hitting streak, 5/26-6/10 (61-18, .295) and hit 10 homers (????)...Had three 4-hit games.

Led Frederick (A) in hits (128), home runs (8) and rbi (68)...Tied for team lead with 26 doubles...Batted team-leading .353 (17-6) for Frederick in the playoffs.

Personal: Played Little League and American Legion baseball...Graduated from Rio Americano (CA) HS in '87...Lettered in baseball and football...Grandfather, Tom, played in the Yankees minor league system and father, Thomas, played in the Red Sox organization in the '40s.

HOOK, Michael Kenneth (LHP)

ROCHESTER

Hgt: 6-1 **Wgt:** 220 **B:** R **T:** L **Signed by:** Houston Astros

Born: Aug 27, '68, San Diego, CA **Resides:** Santee, CA **Acquired:** From California along with p David Martinez for of Dave Gallagher, Dec 4, '90.

Year	Club	CLS	W-	L	ERA	G	GS	CG	SHO	SV	IP	H	R	ER	BB	SO
1986	Sarasota	R	4-	2	2.67	12	11	0	0	0	64	44	23	19	31	50
	Osceola	A	0-	1	3.60	1	1	0	0	0	5	7	3	2	2	4
1987	Sarasota	R	1-	1	5.12	6	4	1	1	0	19.1	23	16	11	11	16
1988	Asheville	A	7-	6	4.04	25	25	3	3	0	124.2	103	69	56	78	126
1989	Ft. Lauderdale	A	6-	5	3.67	34	9	0	0	2	73.2	62	35	30	40	57
1990	Quad City	A	6-	3	1.89	30	0	0	0	7	38	18	10	8	22	66
	Midland	AA	0-	1	9.00	7	0	0	0	0	9	9	9	9	9	17
1991	Frederick	A	0-	3	5.81	37	0	0	0	1	52.2	44	41	34	54	63
PRO TOTALS			24-	22	3.94	152	50	4	4	10	386.1	310	206	169	255	392

1991: Averaged nearly 11 strikeouts per 9 innings with Frederick...Did not allow a run over 6 appearances, covering 10.2 innings, 5/5-26...**1990:** Recorded 66 strikeouts in 38 innings at Quad City, Class A in the Midwest League, an average of 15.6 strikeouts per 9 innings...For the season, including Midland, Class AA in the Midwest League, he averaged just under 15 strikeouts per 9 innings (ip-46.2, so-76), the best ratio in professional baseball in '90.

Personal: Played Little League with Santee (CA)...Graduated from Santana (CA) HS in '86...Pitched a perfect game in April, '86, in state playoffs...Originally was Houston's 2nd pick in June, '86 draft.

HOROWITZ, Edward Neil (C)

ROCHESTER

Hgt: 6-0 **Wgt:** 185 **B:** R **T:** R **Signed by:** Jim Howard

Born: Nov 1, '67, Brooklyn, NY **Resides:** Lawrenceville, NJ **Acquired:** Orioles 15th round pick in June, '89 draft.

Year	Club	CLS	AVG.	G	AB	R	H	2B	3B	HR	RBI	BB	SO	SB	CS	HP
1989	Erie	A	.222	40	126	10	28	7	1	0	14	20	31	3	2	2
1990	Frederick	A	.315	55	149	18	47	9	0	2	19	13	34	1	1	0
1991	Frederick	A	.294	64	235	32	69	11	0	5	29	24	41	2	1	2
PRO TOTALS			.282	159	510	60	144	27	1	7	62	57	106	6	4	4

1991: Caught 50 games and played 3 at 3B with Frederick (A)... Had 4 hits vs Winston-Salem on 6/10...**1990:** Had a 4-hit game at Salem.

Personal: Played Little League and Babe Ruth League with HEW-YBL and American Legion with Highstown Post 148...Graduated from Highstown (NJ) HS in '85...Graduated from Rider College...Was a teammate of Cleveland hurler Jack Armstrong...Works as an accountant/auditor for Price Waterhouse during the off-season.

JARVIS, Matt Dean (LHP)

GULF COAST

Hgt: 6-4 **Wgt:** 185 **B:** R **T:** L **Signed by:** Logan White

Born: Feb 22, '72, Davenport, IA **Resides:** Albuquerque, NM **Acquired:** Orioles 34th round pick in June, '90 draft.

1991: Tossed 6 shutout innings, allowing just 3 hits while striking out 7 against the Mets in his 1st start of the year at Gulf Coast (Rookie), 6/25.

Personal: A 1990 graduate from La Cuerva (NM) HS...Attended Mesa CC for 1 year.

JONES, Joseph Stacy (Stacy) (RHP)

ROCHESTER

Hgt: 6-6 **Wgt:** 225 **B:** R **T:** R **Signed by:** Lamar North

Born: May 26, '67, Gladens, AL **Resides:** Attalla, AL **Acquired:** Orioles 4th round pick in June, '88 draft.

Year	Club	CLS	W-	L ERA	G	GS	CG	SHO	SV	IP	H	R	ER	BB	SO
1988	Erie	A	3-	3 1.33	7	7	3	2	0	54	51	12	8	15	40
	Hagerstown	A	3-	1 2.87	6	6	3	2	0	37.2	35	14	12	12	23
1989	Frederick	A	5-	6 4.90	15	15	3	1	0	82.2	93	57	45	35	59
1990	Frederick	A	1-	2 3.38	15	0	0	0	2	26.2	31	13	10	7	24
	Hagerstown	AA	1-	5 4.54	18	0	0	0	2	39.2	43	24	20	10	40
1991	Hagerstown	AA	0-	1 1.78	12	0	0	0	1	30.1	24	6	6	15	26
	Rochester	AAA	4-	4 3.38	33	1	0	0	8	50.2	53	22	19	20	47
	Baltimore	AL	0-	0 4.09	4	1	0	0	0	11	11	6	5	5	10
AL TOTALS			0-	0 4.09	4	1	0	0	0	11	11	6	5	5	10
PRO TOTALS			17-	22 3.38	110	30	9	5	13	332.2	341	154	125	119	288

1991: Began the season with Hagerstown (AA)...Appeared in 12 games for the Suns, all in relief...From 4/18-5/10, allowed just 3 earned runs over 23.0 innings of work (era 0.82, h-13, bb-8, so-20)...Longest outing with Hagerstown was 6 relief innings on 4/26 vs. Harrisburg.

Promoted to Rochester (AAA) May 25...Did not allow a run over his 1st 5 appearances with the Red Wings (ip-7.1, h-6, bb-2, so-10), 5/27-6/7...Was touched for 7 runs over his next 4 appearances (ip-9.2, h-18, bb-4, so-11), but didn't allow a run over his next 9 appearances.

Promoted to Baltimore, July 30...Made his ML debut that night in Seattle retiring all 6 batters he faced...Made his 1st professional start since 1989, 8/13 against Texas (no decision) Returned to Rochester on 8/15...Made 4 more appearances with the Wings, allowing 8 earned runs in 7.2 ip, raising his era from 2.20 to a final 3.38.

1990: Split the year between Frederick (A) and Hagerstown... Averaged better than a strikeout per inning (ip-66.1, so-64)... Entered '90 having appeared in 28 professional games all as a starter...Made 33 appearances in '90, all in relief. Promoted to Hagerstown, June 1...Fanned 7 in 3 innings on 6/8.

1989: Began the season with Erie (A)...Hurled a 3-hitter, 7/15 against Auburn...Moved to Frederick (8/3) where he p[itched] a 3-hitter a week later vs Winston-Salem.

Personal: Played Little League with Attila (AL) and Babe Ruth League with Gadsden (AL)...Graduated from Etowah (AL) HS in 1985...Lettered in baseball and basketball...Attended Auburn University where he roomed with fellow Oriole **Gregg Olson**...Also played with current White Sox stars **Bo Jackson** and **Frank Thomas**.

KATZ, Bret Gabriel (1B)

Hgt: 6-3 **Wgt:** 210 **B:** R **T:** R **Signed by:** Rick Arnold
Born: Apr 25, '69, Queens, NY **Resides:** Las Vegas, NV **Acquired:** Signed as an un-drafted free agent, Dec 18, '91.

Notes: Signed for the '92 season.

Personal: Played Little League for Paradise Valley in Las Vegas and American Legion for Valley Vikings...Legion team placed 2nd in the '86 legion world series...Also participated in the Miles City **Miller Lite** Tournament in '86 and '87.

A 1986 graduate of Valley HS in Las Vegas...Attended Trinidad State JC and St. Andrews College...Had .406 career average in 2 years at Trinidad with 13 hrs and 48 rbi...Was selected as St. Andrews' team mvp for the '89-'90 season.

KRIVDA, Rick Michael (LHP)

Hgt: 6-1 **Wgt:** 180 **B:** R **T:** L **Signed by:** Jim Howard
Born: Jan 19, '70, McKeesport, PA **Resides:** McKeesport, PA **Acquired:** Orioles 23rd pick in June, '91 draft.

Year	Club	CLS	W-	L ERA	G	GS	CG	SHO	SV	IP	H	R	ER	BB	SO
1991	Bluefield	R	7-	1 1.88	15	8	0	0	1	67	48	20	14	24	43

1991: Finished 5th in the Appalachian League in era (1.88)...Led the Orioles in wins, 7 and winning pct (.875)...7 of his 1st 8 appearances where relief efforts, 6/23-7/22.

In his 1st start, a winning effort on 7/14, he allowed only 2 hits and fanned 8 in 8 inning...His last 7 appearances were all starts, and was 5-1 with 2.03 era (ip-44.1, h-31, er-10, bb-16, so-53)...Saved his best start for last, 8/28 when he struck out 14 Huntington hitters, over 7 shutout innings, scattering but 3 hits.

Was selected as Orioles Minor League Player-of-the Month for August (w-4, l-1, era 2.45, ip-36.2, er-10, bb-15, so-44)...Overall, was 6-1 as a starter with 61 strikeouts in 52.1 innings.

KANE COUNTY

BLUEFIELD

Personal: Participated in McKeesport Little League and played American Legion for McKeesport Post 361...Attended McKeesport Area (PA) HS where he lettered in baseball and basketball... Attended California University of Pennsylvania.

Named to 1991 Division II 1st team All-America team...While in college, conducted a YMCA mini-baseball camp for children 8-12 years old...Was a Pittsburgh Pirates fan growing up...Is of Polish and Czechoslovakian descent.

LEINEN, Michael Patrick (LHP)

ROCHESTER

Hgt: 6-1 **Wgt:** 175 **B:** L **T:** L **Signed by:** Lane Decker
Born: June 15, '67, Omaha, NE **Resides:** Omaha, NE **Acquired:** Orioles 29th pick in June, '89 draft.

Year	Club	CLS	W-	L ERA	G	GS	CG	SHO	SV	IP	H	R	ER	BB	SO
1989	Erie	A	2-	9 3.55	16	15	2	0	0	101.1	95	56	40	34	82
1990	Wausau	A	3-	9 3.54	13	13	3	0	0	81.1	73	42	32	25	73
	Frederick	A	6-	6 3.00	14	14	0	0	0	87	81	36	29	37	45
1991	Frederick	A	0-	0 0.00	1	0	0	0	0	3	0	0	0	0	4
	Hagerstown	AA	10-	6 3.03	23	21	2	0	0	148.2	143	63	50	33	63
PRO TOTALS			18-	21 3.23	67	63	7	0	0	421.1	392	197	151	129	267

1991: Pitched in only one game for Frederick at start season before moving to Hagerstown (AA)...Finished 5th in the Eastern League in era (3.50).

Was 6-1 with a 2.56 era at Hagerstown's Municipal Stadium...Dropped 5 of his 1st 6 decisions over 9 starts, 4/30-6/8...Was 2-5 with a 3.30 era on 7/13 (g-14, gs-12, ip-79.0, h-83, er-29).

Won 8 of his last 9 decisions including last 7 starts in a row (7/27-8/27)...Compiled a 2.15 era during the streak (ip-54.1, er-11).

1990: His 3-9 record at Wausau (A) belied some good individual performances...Pitched a 2-hitter, 5/20 at Clinton...Struck out 9 (4/17 at South Bend), 8, 7 (twice) and 6 (4 times)...Promoted to Frederick and won 3 of 1st 4 games...Pitched 13.1 consecutive scoreless innings over 2 starts.

1989: Finished 4th in the NY-Penn League with 101.1 innings...Started a playoff game for Frederick and allowed no runs and 6 hits in a no-decision (bb-1, so-5).

Personal: Played Little League and American Legion for Ralston (NE)...Graduated from Ralston (NE) HS in '85...Was All-State in baseball and basketball...Played against **Gregg Olson** in high school...Attended the University of Nebraska.

LEMP, Chris Alan (RHP)

BLUEFIELD

Hgt: 6-0 **Wgt:** 175 **B:** R **T:** R **Signed by:** Ed Sprague
Born: July 23, '71, Sacramento, CA **Resides:** Sacramento, CA **Acquired:** Orioles 9th pick in June, '91 draft.

Year	Club	CLS	W-	L ERA	G	GS	CG	SHO	SV	IP	H	R	ER	BB	SO
1991	Bluefield	R	0-	1 2.06	25	0	0	0	12	39.1	22	14	9	24	43

1991: Was 2nd in the Appalachian League in saves (12) and tied for 2nd in appearances (25)...Named to the Appalachian League' season ending all-star team along with teammate **Claton Byrne**.

Average hit yield was only 5 per 9 innings.

Did not allow an earned run in his 1st 5 professional appearances, covering 9 innings...Picked up 5 saves in 6 games, 7/11-28.

Personal: Was a 1989 graduate of Valley (CA) HS where he earned 4 letters playing baseball...Was named team's player-of-the-year his senior season...Played for 2 seasons for Sacramento City (CA) College...Nicknamed "Pig Pen".

LEWIS, Theodore Roosevelt (T.R.) (IF) KANE COUNTY

Hgt: 6-0 **Wgt:** 180 **B:** R **T:** R **Signed by:** Jim Pamlyane
Born: Apr 17, '71, Jacksonville, FL **Resides:** Jacksonville, FL **Acquired:** Orioles 4th pick in June, '89 draft.

Year	Club	CLS	AVG.	G	AB	R	H	2B	3B	HR	RBI	BB	SO	SB	CS	HP
1989	Bluefield	R	.331	40	151	31	50	11	1	10	32	9	21	0	1	0
1990	Wausau	A	.285	115	404	60	115	24	2	8	45	46	64	10	5	5
	Frederick	A	.325	22	80	12	26	4	3	1	11	11	11	5	0	2
1991	Frederick	A	.208	49	159	18	33	7	2	0	7	19	25	1	1	1
PRO TOTALS			.282	226	794	121	224	46	8	19	95	85	121	16	7	8

1991: With Frederick (A), went 1-for-19 at start of season (.053) in 6 games...Hit just .196 for the month of Apr (56-11)...**1990:** Named to Midwest League's mid-season All-Star team...Had 4 hits in a game 3 times including 6/16 when he belted 3 homers vs Burlington (rbi-4)...Had 8-game

hit streak, 4/23-5/2 (28-9, .321)...In a 6-game stretch, July 11-16, batted .538 (26-14).

Sent to Frederick (A) in August and reached base via hit, walk or hbp in 20 of 22 games...Was 7-for-13, .538, Aug 15-16-17 and had 4 hits Aug 17 at Winston-Salem.

1989: Tied for 4th in Appalachian League with 10 homers for Bluefield...Had 3-homer game, Aug 12 vs Wytheville, going 5-for-6 with 6 rbi...Named to the Appalachian League All-Star Team...Tabbed by Baseball America as the 7th best prospect in the league.

Personal: Played Little League with Justina (FL) and American Legion baseball with Post 88...Graduated from Sandalwood (FL) HS in '89...Named All-State in baseball and member of '88 state championship team.

LOFTON, Rodney B. (IF)

ROCHESTER

Hgt: 6-0 Wgt: 160 B: R T: R Signed by: Ray Crone

Born: Oct 7, '67, E. St. Louis, IL Residence: E. St. Louis, IL. Acquired: Orioles' 13th round selection in the June, '88 draft.

Year	Club	CLS	AVG.	G	AB	R	H	2B	3B	HR	RBI	BB	SO	SB	CS	HP
1988	Erie	A	.300	72	250	40	75	13	1	0	37	35	29	37	7	3
1989	Frederick	A	.243	127	473	65	115	9	2	0	29	56	72	62	21	2
1990	Frederick	A	.556	2	9	1	5	1	0	0	2	0	1	2	0	0
	Hagerstown	AA	.272	89	294	35	80	7	2	0	34	23	50	24	4	2
	Rochester	AAA	.143	14	28	3	4	0	0	0	2	7	1	1	0	0
1991	Hagerstown	AA	.284	118	437	78	124	8	4	1	33	48	74	56	10	3
	Rochester	AAA	.000	3	3	0	0	0	0	0	1	0	0	0	0	0
PRO TOTALS				270	425	1494	222	403	38	9	136	164	233	182	43	10

Enters 1992 having stolen 182 bases in 225 tries, 81% pct rate, in 4 pro seasons.

1991: Led the Eastern League in stolen bases, 56...Was thrown out just 10 times, a 85% success rate...Started slowly for Hagerstown (1-for-22, .045), and was hitting only .169 (118-20) for the season on 6/1 with just 9 steals...Then batted .328 (317-104) the rest of the way over the last 3 months...Hit .356 in June (73-26) over 21 games, swiping 15 bases in 18 attempts.

Was sent to Rochester (AAA) June 8 and returned June 13...Hit safely in 11 of 12 games (45-20, .444) for the Suns 6/26-7/7...Stole season-high 4 bases 7/3 against Williamsport... Was 5-for-6 with 4 runs scored and 3 rbi in Hagerstown's 21-1 thrashing of Williamsport on 7/20...Hit .322 in July (118-38) with 18 steals...Had 4 hit day vs Harrisburg on 8/4.

Reached base via hit or walk in 63 of his final 78 games...Played 111 games at 2b, 2 at short and 7 games in the OF.

1990: Saw action at Class A-AA-AAA...Batted a combined .277 (321-89)...Began the season at Hagerstown (AA), went to Frederick (A) for 2 games, and spent 3 weeks with Rochester (AAA), 8/6-26...Batted .325 (83-27) at Hagerstown after July 25...Had 2 4-hit games: 4/17 vs Williamsport and 8/28 at Canton-Akron... Stole 24 of 28 bases, an 86% success rate, 2nd best in all of Double A ball...For the season stole 27 bases in 32 tries (84%), making him the toughest to throw out in the Orioles' organization.

1989: Led the Carolina League with 62 steals (83 tries), more than one entire team in that league-Lynchburg (53)...**1988:** one of 13 players in the NY-Penn League to hit .300...Finished 4th in the league in steals.

Personal: Is a 1985 graduate of East St. Louis Sr High School...Attended Grambling State University, where he was All-Southwest Athletic Conference in 1988.

MADURO, Calvin Gregory (RHP)

GULF COAST

Hgt: 6-0 Wgt: 175 B: R T: R Signed by: Chu Halabi

Born: Sep 5, '74, Santa Cruz, Aruba Resides: Santa Cruz, Aruba

Acquired: Non-drafted free agent signed Sep 9, '91.

Year	Club	CLS	AVG.	G	AB	R	H	2B	3B	HR	RBI	BB	SO	SB	CS	HP
1991	Gulf Coast	R	.238	26	84	5	20	1	0	0	3	10	18	1	1	0

Notes: 1991: Participated in the Florida Instructional League.

Personal: Participated in Youth League baseball in Aruba...Was a 1991 graduate of the Tourist Economy School where he played baseball, volleyball and soccer...Parents are both of Dutch descent.

MANRIQUE, Marco Antonio (C)

GULF COAST

Hgt: 6-2 Wgt: 188 B: R T: R Signed by: Chu Halabi

Born: Feb 16, '72, Caracas, Venezuela Resides: Caracas, Venezuela.

Acquired: Non-drafted free agent signed Jan 10, '91.

1991: Opened his professional career with hits in 8 consecutive games (28-10, .357) and 12 of his 1st 13 (43-15, .349)...Gunned down 7 of 21 would-be base stealers (.333).

MARQUEZ, Ihsosvany (RHP)

GULF COAST

Hgt: 6-1 Wgt: 185 B: R T: R Signed by: Miguel Machado

Born: Sep 8, '71, Pinalderio, Cuba Resides: Hialeah, FL Acquired: Orioles 37th pick in June, '90 draft.

Year	Club	CLS	W-	L	ERA	G	GS	CG	SHO	SV	IP	H	R	ER	BB	SO
1990	Bluefield	R	3-	3	3.20	13	9	1	0	1	56.1	51	30	20	38	42
1991	Gulf Coast	R	5-	3	1.12	10	8	1	1	1	64.1	31	11	8	33	70
PRO TOTALS			8-	6	2.09	23	17	2	1	2	120.2	82	41	28	71	112

1991: Led Gulf Coast League hurlers in era (1.12)...Tied for 2nd in strikeouts (70)...Yielded only 31 hits in 64 innings, 4.4 per 9 innings...Carried a no-hitter for 8.2 innings in his season debut, 6/26 against the Blue Jays...Struck out 15 hitters in the process...Yielded 2 consecutive rbi singles to lose both the no-hitter and the game, 2-1...Had another 8.2 inning no-hitter 7/21, also vs Toronto, before giving up a hit and leaving the game...He fanned 11 and picked up an 8-1 victory (later, 8/15 also pitched a 6-hit shutout vs Toronto).

Allowed just 3 earned runs over his final 50.2 innings, covering 8 appearances...Did not allow an earned run in his last 37.2 innings of work...During the scoreless innings streak, was 3-1, allowing just 15 hits while striking out 40...Won 5 straight including the 2nd near no-hitter, 7/8-8/15...Struck out 11 or more 3 times.

1990: Started 9 games and relieved 4 times at Bluefield. Was unscored on in 8 innings relief innings.

Personal: Played Little League and American Legion baseball with Hialeah (FL) Post 32...Graduated from Miami Springs HS in '90.

MARTIN, Steven Whittaker (Steve) (OF)

ROCHESTER

Hgt: 6-1 Wgt: 190 B: R T: R Signed by: Ray Colley (Padres)

Born: Dec 20, '67, Las Vegas, NV Resides: Tucson, AZ Acquired:

Acquired in a trade with the Padres along with rhp Jim Lewis for if Craig Worthington and lhp Tommy Martin, Feb 16, '92.

Year	Club	CLS	AVG.	G	AB	R	H	2B	3B	HR	RBI	BB	SO	SB	CS	HP
1989	Spokane	A	.251	60	207	38	52	5	1	2	23	23	55	24	9	1
1990	Waterloo	A	.251	122	399	64	100	21	4	9	48	56	118	31	4	1
1991	High Desert	A	.268	343	82	92	13	6	7	58	59	23	77	42	11	9
PRO TOTALS			.257	280	949	184	244	39	11	18	129	138	250	97	24	11

1991: Had 42 steals in 98 games, 2nd in league and on club behind Cal League leader and teammate J.D. Noland (81)...Moved to the outfield for 1st time in professional career, playing only 5 games at 3B...Recorded hits in 5 of his 1st 7 games with 8 steals...Drew at least one walk in 7 straight, 4/14-21 and 10 of 11, 4/14-26...Hit .333 in April (51-17)...Limited to only 7 games during May, playing only 1 game from 5/4-28...Swiped only 5 bases during May and June after stealing 11 in Apr.

Had a hot July, hitting .314 (118-37) with 4 homers and 22 rbi...Stole 17 bases in 32 games during the month...Had 13 hits in 29 at-bats (.448) over 6 game span, 7/2-7 while scoring 11 runs...Had 4 hits 7/3 and 7/5. Raised his average from .272 to season high .304 in that 6-game stretch.

Hit safely in 7 consecutive starts (.400, 35-14) with 13 runs scored, 7/18-26...Slumped during his final 29 games, hitting only .196 (102-20), 7/27-8/28...Had season-high 4 rbi twice: 7/25 vs Bakersfield and 8/24 vs Modesto.

1990: Played the entire season at 3B with Waterloo (A), swiping 31 bases in 35 attempts (89%)...**1989:** Broke into professional ball as a SS with Spokane (Rookie)...Stole 24 bases in 60 games...Committed 31 errors in 47 games in the field.

Personal: Was the Padres' 15th round selection in the '89 June draft out of Arizona State University.

McCLAIN, Scott Michael (IF)

BLUEFIELD

Hgt: 6-4 Wgt: 200 B: R T: R Signed by: Paul Fryer

Born: May 19, '72, Simi Valley, CA Resides: Atascadero, CA Acquired:

Orioles 22nd pick in June, '90 draft.

Year	Club	CLS	AVG.	G	AB	R	H	2B	3B	HR	RBI	BB	SO	SB	CS	HP
1990	Bluefield	R	.196	40	107	20	21	2	0	4	15	22	35	2	3	2
1991	Kane County	A	.222	25	81	9	18	0	0	0	4	17	25	1	1	0
	Bluefield	A	.262	41	149	16	39	5	0	0	24	14	39	5	3	3
PRO TOTALS			.231	106	337	45	78	7	0	4	43	53	99	8	7	5

1991: With Bluefield (Rookie) for 2nd straight year, he started slowly (1-for-25), and was hitting .094 (32-3) on July 10...Hit safely in 25 of his final 31 games (and reached safely in 29 of 31) to close out the season (.308, 117-36). Drove in 13 runs in 14 games during the month of Aug.

1990: For Bluefield (Rookie), homered in his 1st games as a pro, June 24 is Pulaski...Pitched 1 inning, July 1 (h-1, r-1) vs Princeton.

Personal: Played Little League and Babe Ruth League with Atascadero (CA)...Graduated from Atascadero HS in '90...Lettered in baseball, basketball and football...Turned down a football scholarship with USC (was a high school quarterback) to play pro baseball.

McCONATHY, Douglas Marshall (IF) KANE COUNTY

Hgt: 6-2 **Wgt:** 185 **B:** L **Throws:** R **Signed by:** Rick Arnold
Born: Feb 18, '71, Anaheim, CA **Resides:** Buena Park, CA **Acquired:** Orioles 43rd round pick in June, '90 draft.

Year	Club	CLS	AVG.	G	AB	R	H	2B	3B	HR	RBI	BB	SO	SB	CS	HP
1991	Bluefield	R	.402	27	92	17	37	10	2	2	18	13	14	2	4	3
	Kane County	A	.246	35	122	16	330	7	0	0	17	16	18	0	0	3
PRO TOTALS			.313	62	214	33	67	17	2	2	35	29	32	2	4	6

1991: Began the season with Bluefield...Hit safely in 13 of 14 games (.423, 52-22) with 12 rbi, 6/23-7/6...Had three 3-hit games during that span, including June 30 when he had 3 doubles...Hit safely in his final 7 games with Bluefield (.565, 23-13), and had 2 or more hits in 5 of them, 7/12-20. Reached via a hit or walk in 26 of 27 games... Promoted to Kane County, 7/21...Hit safely in 9 of 10 (.417, 36-15), 7/23-8/1

Personal: Participated in Stanton (CA) Little League as a youth...Also played Connie Mack baseball...Graduated from Western (CA) HS in 1989 where he played baseball...Attended Cypress (CA) JC for 2 years...Was named to the all-state and 2nd team all-America teams during his 1st season...Was a member of the Cal state JC championship team during his 2nd season...Mother is of Japanese ancestry...Nicknamed the "Cajun Samurai."

MEADOWS, Gregory Scott (IF) ROCHESTER

Hgt: 6-0 **Wgt:** 175 **B:** R **T:** R **Signed by:** Glenn Gulliver
Born: Nov 2, '66, Bluefield, WV **Resides:** Columbus, OH **Acquired:** Non-drafted free agent signed July 17, '88.

Year	Club	CLS	AVG.	G	AB	R	H	2B	3B	HR	RBI	BB	SO	SB	CS	HP
1988	Hagerstown	A	.375	8	3	3	2	0	0	0	0	2	0	0	1	
1989	Frederick	A	.272	99	371	59	101	17	4	2	41	42	56	12	7	3
1990	Hagerstown	A	.293	138	495	60	145	29	3	6	75	66	70	9	11	9
1991	Hagerstown	AA	.300	33	120	18	36	7	1	1	11	34	22	1	4	1
	Rochester	AAA	.329	74	249	45	82	16	1	5	42	41	38	3	2	5
PRO TOTALS			.295	352	1243	185	367	71	9	14	169	183	188	25	24	19

1991: Began the season with Hagerstown (AA)...Drew 34 walks in 33 games with the Suns...Hit in 16 of 18 games in May (.328, 67-22)...Promoted to Rochester, 5/19...Had 22 multi-hit games with the Wings, including eight 3-hit games...Hit in 11-straight, June 5-16 (.486) and 21 of 24 games (.386, 83-32) 5/27-6/28...His .462 slugging pct led the Wings.

Hit .342 (120-41) in Rochester's Silver Stadium...Appeared in 32 games in the outfield, 32 as a DH, 9 at 2B, 4 at 3B, 1 at 1B and 2 as a pinch hitter.

1990: Named to mid-season and season-ending Eastern League All-Star teams...Was mvp of the EL All-Star Game...Had 24-game hitting streak, 4/12-5/7 (87-33, .379)...Hit grand slam, Apr 14 at Reading...Was 3rd in the league with 75 rbi, 198 total bases and 145 hits...Was 4th in EL with 29 doubles and 5th with .293 batting average.

Led Hagerstown (AA) with 138 games, 495 at bats and 66 walks...Also had 9-game hit streak, 6/22-7/2 (36-16, .444) and had an rbi in 9 consecutive games, 7/5-13 (rbi-11).

1989: Was 8th in batting in Carolina League with .272 average for Frederick (A).

Personal: Played Little League, Babe Ruth League and American Legion baseball...Graduated from Eastmoor (OH) HS in '84...Graduated Ohio State University in '88...Was a teammate of Giants' RHP Dave Burba with the

Buckeyes.

MEJIA, Miguel (OF)

GULF COAST

Hgt: 6-1 **Wgt:** 155 **B:** R **T:** R **Signed by:** Carlos Bernhardt
Born: Mar 25, '75, San Pedro de Macoris, DR and still lives there. **Acquired:** Signed as a free agent, Jan 22, '92.
Notes: Signed for the 1992 season.

MERCEDES, Feliciano (IF)

BLUEFIELD

Hgt: 5-10 **Wgt:** 145 **B:** S **T:** R **Signed by:** Carlos Bernhardt
Born: July 9, '73, Ramon Santana, DR **Resides:** Ramon Santana, DR
Acquired: Non-drafted free agent signed Jan 2, '90.

Year	Club	CLS	AVG.	G	AB	R	H	2B	3B	HR	RBI	BB	SO	SB	CS	HP
1990																
1991	Gulf Coast	R	.222	53	185	34	41	4	5	0	15	29	45	12	5	0
PRO TOTALS			.222	53	185	34	41	4	5	0	15	29	45	12	5	0

1991: Played 25 games at short and 19 games at 2B for Gulf Coast (Rookie)...Tied for the team lead in triples (5) with Lamman Washington...Finished 2nd on the team in steals (12)...Was 4-for-9 with 2 triples and 5 rbi in 2 consecutive games, 7/14-15...**1990:** Played for the San Pedro de Macoris Orioles of the Dominican Summer League.

MERCEDES, Jose Miguel (RHP)

BLUEFIELD

Hgt: 6-1 **Wgt:** 180 **B:** R **T:** R **Signed by:** Carlos Bernhardt
Born: Mar 5, '71, El Seibo, DR **Resides:** El Seibo, DR **Acquired:** Non-drafted free agent signed Aug 10, '89.

Year	Club	CLS	W-	L	ERA	G	GS	CG	SHO	SV	IP	H	R	ER	BB	SO
1990																
1991																

1991-1990: Played for the San Pedro de Macoris Orioles of the Dominican Summer League.

MERCEDES, Juan Antonio (LHP)

BLUEFIELD

Hgt: 6-1 **Wgt:** 165 **B:** L **T:** L **Signed by:** Carlos Bernhardt
Born: June 12, '69, El Seibo, DR **Resides:** El Seibo, DR **Acquired:** Signed by Orioles as non-drafted free agent Aug 8, '88

Year	Club	CLS	W-	L	ERA	G	GS	CG	SHO	SV	IP	H	R	ER	BB	SO
1989																
1990	Wausau	A	0-	2	4.64	6	4	0	0	0	21.1	22	16	11	14	16
	Bluefield	R	3-	2	5.35	15	5	0	0	0	37	42	40	22	38	26
1991	Bluefield	R	2-	6	3.98	16	8	0	0	1	52	48	28	23	20	60
PRO TOTALS			5-	8	4.55	31	13	0	0	1	89	90	68	45	58	86

1991: Began the season in the Bluefield (Rookie) rotation, making 8 consecutive starts, and was 2-5 with 5.80 era (ip-34, h-38, er-21, bb-21, so-42)...Combined on a 1-hit shutout with Rick Krivda 7/3 against Burlington...Did not allow a hit over 7 innings, walking only 1 while striking out 10 as Bluefield defeated the Indians, 3-0.

Moved into the bullpen 7/29 for the remainder of the season...Was 1-0 with 1.00 era in relief (ip-18, h-7, bb-7, so-18).

1990: Opened season with Wausau (A), then moved to Bluefield on 6/21..

METCALF, Scott Ian (OF)

GULF COAST

Hgt: 6-4 **Wgt:** 205 **B:** R **T:** R **Signed by:** Mike Young
Born: Jan 11, '72, Willetton, West Australia **Resides:** Willetton, West Australia **Acquired:** Signed as a free agent, Jan 22, '92.
Notes: Signed for the '92 season.

Personal: Spent the '91-'92 winter playing for the Perth Heat of the Australian Baseball League managed by Rochester coach Mike Young...Is 1 of 3 native Australian's currently in the organization along with Clayton Byrne and inf Myles Barndon. (two other Australians have played in the O's organization: p John Boothby in '90 and of Shawn Hrabar in '91).

MILEY, Scott, Claude (OF)

BLUEFIELD

Hgt: 6-4 **Wgt:** 205 **B:** R **T:** R **Signed by:** Ed Sprague
Born: Mar 29, '72, Fremont, CA **Resides:** Fremont, CA **Acquired:** Orioles 14th pick in June, '90 draft.

Year	Club	CLS	AVG.	G	AB	R	H	2B	3B	HR	RBI	BB	SO	SB	CS	HP
1991	Gulf Coast	R	.250	21	76	5	19	4	0	0	4	6	18	0	0	2

1991: Struggled during the early season with Gulf Coast (Rookie)...Was only 1-for-20 thru 6/27, and 4-for-32 (.125) on 7/4...Hit .341 (44-15) from July

4 until seasons' end.

Personal: Played Little League with Mission San Jose (CA), Babe Ruth League with Fremont (CA)...Graduated Fremont (CA) Christian Mission HS in '90...Lettered in baseball, basketball and soccer.

MILLARES, Jose Guillermo (IF)

KANE COUNTY

Hgt: 5-11 Wgt: 190 B: R T: R Signed by: Rick Arnold

Born: Mar 24, '68, Rio Piedras, PR Resides: Alhambra, CA Acquired:

Orioles 38th pick in June, '90 draft.

Year	Club	CLS	AVG.	G	AB	R	H	2B	3B	HR	RBI	BB	SO	SB	CS	HP
1990	Bluefield	R	.278	48	176	25	49	12	0	3	25	10	27	6	5	0
1991	Kane County	A	.271	114	425	57	115	28	2	5	71	20	71	3	4	11
PRO TOTALS			.273	162	601	82	164	40	2	8	96	30	98	9	9	11

1991: Kane County (A) team leader in hits (115), doubles (28) and rbi (71)...Opened the season hitting safely in 11 of his 1st fifteen games with the Cougars (.516, 31-16)...Was 3-for-5 with an rbi and 2 runs scored, May 28 against Waterloo...Drove in 23 runs in 25 games during the month of June...Hit safely in 22 of 25 games during the month.

Had a 17-game hit streak, Aug 10-29...Hit .333 (75-25) during the streak, with 6 doubles, 1 home run and 13 rbi...Drove in 2-or-more runs in 17 games...Played 55 games at 2B, 30 at 3B, 19 at SS, 2 in the outfield and 2 at 1B.

1990: With Bluefield (Rookie), had 8-game hit streak, Aug 21-30 (.281, .571)...Drove in 4 runs in a game, Aug 8 at Bristol.

Personal: Played Little League with Hialeah (FL)...Graduated from San Gabriel (CA) HS in '86...Attended Cerritos (CA) Junior College and Azusa Pacific (CA) University...Majored in physical education, expects to graduate in spring, '91...Used to live in Miami area and watched the Orioles in spring training...Always wanted to play for the O's.

MILLER, Brent Franklin (IF)

FREDERICK

Hgt: 6-0 Wgt: 190 B: L T: R Signed by: Lamar North

Born: Nov 12, '70, Columbus, GA Resides: Columbus, GA Acquired:

Orioles' 19th pick in June, '90 draft.

Year	Club	CLS	AVG.	G	AB	R	H	2B	3B	HR	RBI	BB	SO	SB	CS	HP
1990	Bluefield	R	.322	32	118	21	38	10	1	10	28	7	23	0	0	0
	Wausau	A	.301	19	83	9	25	7	0	1	8	2	18	2	0	1
1991	Kane County	A	.286	87	308	36	88	21	3	9	50	12	33	3	3	4
	Frederick	A	.257	37	148	21	38	8	0	10	31	6	16	0	1	2
PRO TOTALS			.288	175	657	87	189	46	4	30	117	27	90	5	4	7

1991: Finished 2nd in the farm system in home runs (19), 1 behind Chito Martinez's 20...Began the season with Kane County (A), and led the Cougars in home runs (9) despite playing only 87 games...Started slowly, hitting .191 during the month of Apr (68-13)...Went 26 games before connecting for his 1st home run, May 13 against Rockford.

Was hitting only .236 (144-34) with 1 home run and 17 rbi thru May 31...Hit .340 (94-32) during the month of June, with 6 homers and 22 rbi in 25 games...Went 4-for-4 with a double, home run, 2 runs scored and 2 rbi, 6/14 against Beloit...Had an 11-game hitting streak, 6/29-7/10 (.436, 39-17, 10 rbi).

Promoted to Frederick (A) July 21...After a 3-for-16 start (.188), exploded over next 3 games, going 9-for-15 (.600) with 3 homers and 9 rbi...Had 2 homers and 4 rbi Aug 11 against Peninsula...Finished with 10 home runs and 30 rbi in August...Combined season stats were: .276 (456-126), 19 hr, 81 rbi.

1990: Named Appalachian League Player of the Week, 7/22-28 (.291, .448, hr-4, rbi-9)...Led Bluefield with .322 average and 10 home runs...Reached base in 27 of 31 games and hit safely in 25 games...Had 15-game hitting streak, 7/19-8/3 (63-26, .413) with 7 homers and 19 rbi...Homered and drove in 4 runs July 27 vs Pulaski...Homered and drove in 5 runs July 30 at Huntington...Reached base via hit or walk in 19 consecutive games, July 19-Aug 7, before his promotion to Wausau (A)...Had hits in 15 of 19 Midwest League games.

His combined record: .313 (201-63) with 11 home runs and 36 rbi.

Personal: Played Little League and Babe Ruth League with Columbus (GA)...Graduated Jordan (GA) HS in '88...Attended Middle Georgia Junior College...Voted '89 Georgia Player of the Year and 1st team All-American...Played in Junior College World Series.

MILLER, David Robert (RHP)

HAGERSTOWN

Hgt: 6-1 Wgt: 180 B: R T: R Signed by: Carl Moesche

Born: Aug 25, '66, Woodbury, NJ Resides: Blackwood, NJ Acquired:

Orioles' 1st pick in Jan, '86 draft (secondary phase).

Year	Club	CLS	W-	L	ERA	G	GS	CG	SHO	SV	IP	H	R	ER	BB	SO
1986	Bluefield	R	6-	4	3.28	13	13	2	1	0	82.1	61	37	30	35	63
1987	Bluefield	R	0-	9	5.49	12	12	1	0	0	60.2	72	48	37	29	63
1988	Erie	A	8-	3	1.37	11	11	7	4	0	85.2	49	17	13	23	61
	Hagerstown	A	1-	2	4.29	3	3	0	0	0	21	26	12	10	3	7
1989	Frederick	A	13-	4	2.88	28	21	3	0	0	153.1	141	66	49	43	96
1990	Hagerstown	AA	4-	5	2.81	24	7	0	0	7	83.1	80	34	26	22	37
1991	Hagerstown	AA	2-	0	1.17	14	0	0	0	1	30.2	16	4	4	13	15
	Rochester	AAA	0-	0	0.00	1	0	0	0	0	1	0	0	0	0	0
	Frederick	A	1-	0	3.00	9	0	0	0	0	18	21	11	6	10	12
PRO TOTALS			35-	27	2.94	115	67	13	5	8	536	466	229	175	178	354

1991: Was the only player in the organization to play in A, AA and AAA during the course of the season...Began the season with Hagerstown (AA), went to Rochester (AAA), 7/31...Appeared in one game with the Wings, retiring all 3 batters he faced.

Was sent to Frederick, 8/3...Worked 1 inning, 8/18 against Kinston for a win, his only decision with the Keys...Returned to Hagerstown, Aug 24 for the remainder of the season.

1990: At Hagerstown (AA), was tied for 2nd with 7 saves...1989: His 13 wins for Frederick (A) were tied for 2nd in the Carolina League...1988: With Erie (A), tied for NY-Penn League (A) lead in shutouts (4)...In 3 consecutive starts, fired a 2-hitter, 6/16 vs Jamestown, a 3-hitter, 6/21 vs Geneva; and a 1-hitter 6/26 vs St. Catharines...Also tossed a 3-hitter, 7/6 vs Hamilton...In 5 starts, 6/16-7/6, allowed only 14 hits in 41 innings.

1986: For Bluefield (Rookie), hurled a 1-hitter, 8/24 vs Pulaski and a 3-hitter on 8/29 vs Wytheville.

Personal: Played Little League and Babe Ruth League with Blackwood (NJ) and American Legion with Gloucester Township (NJ)...Graduated Highland (NJ) HS in '84...Lettered in baseball and basketball...Attended Camden County (NJ) Junior College.

MOORE, John Daryl (Daryl) (LHP)

ROCHESTER

Hgt: 6-5 Wgt: 210 B: L T: L Signed by: Lamar North

Born: Mar 9, '68, Gadsden, AL Resides: Gadsden, AL Acquired:

Non-drafted free agent signed June 18, '89.

Year	Club	CLS	W-	L	ERA	G	GS	CG	SHO	SV	IP	H	R	ER	BB	SO
1989	Bluefield	R	3-	6	5.28	12	9	1	1	1	58	76	46	34	12	45
1990	Wausau	A	4-	6	2.47	36	0	0	0	12	54.2	41	26	15	17	72
1991	Frederick	A	1-	1	1.32	22	1	0	0	5	47.2	28	8	7	15	44
	Hagerstown	AA	5-	3	3.38	34	0	0	0	3	32	21	16	12	19	47
PRO TOTALS			13-	16	3.18	104	10	1	1	21	192.1	166	96	68	63	208

1991: Was named Orioles' Minor League Player-of-the-Month for May...Was 0-1 with 0.72 era with 3 saves (ip-25.0, h-11, bb-5, so-27)...Worked 3.2 innings May 8 against Peninsula, allowing just 2 hits, striking out 6...Made his lone start of 1991 (and only his 10th professional start in 104 appearances), 5/23 against Lynchburg...Promoted to Hagerstown (AA) 6/13.

Made 10 consecutive appearances without allowing an earned run, 6/23-7/19, over a span of 7 innings (h-5, so-12)...Did not allow an earned run over his final 13 appearances, 8/7-9/1 (ip-9.1, h-5, bb-5, so-11)...Averaged more than 13 strikeouts every 9 innings.

1990: Led Wausau (A) in appearances (36, all in relief) and saves (12)...Had ratio of 3 walks and 12 strikeouts per 9 innings...Had 5 saves in 5 games, 7/3-5-8-11, including both ends of July 11 doubleheader at Cedar Rapids...Figured in the decision in 15 consecutive appearances, 7/3-8/99 (2-4, era-3.15, sv-9, ip-20, er-7, so-27)...In his final 8 games, 8/9-29, was 3-0, 2 saves and had 1.54 era (ip-11.2, er-2).

Personal: Played Little League and Babe Ruth League with Gadsden (AL)...Graduated from Litchfield (AL) HS in '86...Lettered in baseball and basketball...Attended Gadsden State (AL) Junior College.

OCHOA, Alex (OF)

GULF COAST

Hgt: 6-0 Wgt: 175 B: R T: R Signed by: Miguel Machado

Born: Mar 29, '72, Miami Lakes, FL Resides: Miami Lakes, FL Acquired:

Orioles 3rd pick in the June, '91 draft.

Year	Club	CLS	AVG.	G	AB	R	H	2B	3B	HR	RBI	BB	SO	SB	CS	HP
1991	Gulf Coast	R	.307	53	179	26	55	4	5	0	15	29	45	12	5	2
1991: Finished 7th in the Gulf Coast League (Rookie) in hitting, .307 avg...Raised his average every month, hitting .233 (30-7) in June, .292 in July (89-26) and .367 in Aug (60-22)...Drove in 17 runs in 26 games during July...Had a 13-game hitting streak, 7/23-8/10, batting .420 (50-21) over that span with 12 rbi...Went 3-for-4 with a double and 4 rbi Aug 19, vs the Mets against whom he hit .469 (32-15) with 12 rbi in 12 games...Was tabbed by Baseball America as the GCL's 7th best prospect.																

Personal: Played Little League baseball...Was a 1991 graduate of Hialeah-Miami Lakes (FL) HS...Earned 3 letters in baseball, team captain for 2 seasons, a 2-time team mvp and all-Miami selection...Was a SS in high school...Parents are of Cuban descent.

O'CONNELL, Shawn Patrick (RHP)

BLUEFIELD

Hgt: 6-5 **Wgt:** 215 **B:** R **T:** R **Signed by:** Ed Sprague
Born: Apr 10, '71, Oakland, CA **Resides:** Moraga, CA **Acquired:** Orioles 38th pick in the June, '89 draft.

Year	Club	CLS	W-	L	ERA	G	GS	CG	SHO	SV	IP	H	R	ER	BB	SO
1990	Bluefield	R	1-	7	3.1	18	0	0	0	1	32	46	38	26	23	29
1991	Bluefield	R	1-	5	3.73	19	0	0	0	1	41	47	25	17	16	37
PRO TOTALS			2-	6	5.30	37	0	0	0	2	73	93	63	43	39	66

1991: Picked up his only victory of the season, 7/30 against Princeton...**1990:** Earned his only victory on 7/26.

Personal: Played Little League and American Legion baseball...Graduated Campolindo (CA) HS in '89...Lettered in baseball, basketball and football...Attended Diablo Valley (CA) College.

O'DONOGHUE, John Preston (LHP)

FREDERICK

Hgt: 6-6 **Wgt:** 198 **Bats:** L **Throws:** L **Signed by:** Orioles **Born:** May 26, '69, Wilmington, DE **Resides:** Elkton, MD **Acquired:** Non-drafted free agent signed June 28, '90.

Year	Club	CLS	W-	L	ERA	G	GS	CG	SHO	SV	IP	H	R	ER	BB	SO
1990	Bluefield	R	4-	2	2.01	10	6	2	2	0	49.1	49	13	11	10	67
1991	Frederick	A	7-	8	2.90	22	21	2	1	0	133.2	131	55	43	50	128
PRO TOTALS			11-	10	2.66	32	27	4	3	0	183	180	68	54	60	195

1991: Recorded back-to-back 8 inning, 10-strikeout performances, 6/26 vs Pensinsula and 7/1 against Kinston...Fanned 14 in 7 innings (h-6, er-2) 7/11 against Lynchburg...Dropped 3 of his last 4 decisions, July 11-27.

1990: Led Bluefield (Rookie) with 2 shutouts...Named Appalachian League Player of the Week for 7/29-8/4...Threw back-to-back 1-0 shutouts over Bristol, 8/3 and 8/9...Struck out 12 in each game (bb-1)...In his next start, 8/16 at Burlington, he fanned 13...Promoted to Frederick (A) just before season ended.

Personal: Played Little League (played against Montreal's **Delino DeShields**) and Babe Ruth League in Delaware...Graduated Elkton (MD) HS in '87...Lettered in baseball, basketball and football...Attended LSU and was teammate of **Ben McDonald**...Pitched in College World Series.

Father, **John**, played 9 seasons in the majors and was on the '68 Orioles (also played for Athletics, Indians, Pilots, Brewers and Expos, '63-'71)...Has superstition of pitching with his father's baseball card in his back pocket...John Sr is now pitching coach in O's system.

ORTIZ, Basilio (Bo) (OF)

KANE COUNTY

Hgt: 5-11 **Wgt:** 170 **B:** R **T:** R **Signed by:** Leo Labossiere
Born: Apr 4, '70, Hartford, CT **Resides:** Hartford, CT **Acquired:** Orioles 30th pick in June, 91 draft.

Year	Club	CLS	AVG.	G	AB	R	H	2B	3B	HR	RBI	BB	SO	SB	CS	HP
1991	Bluefield	R	.302	12	53	4	16	2	1	1	7	2	6	1	0	0
	Kane County	A	.270	57	215	34	58	8	1	0	27	17	38	2	2	2
PRO TOTALS			.276	69	268	38	74	10	2	1	34	19	44	3	2	2

1991: Began his professional career with Bluefield...After going 0-for-4 in his pro debut, hit safely in 9 consecutive games (.400, 40-16), 6/23-30...Went 2-for-5 with a triple, home run and 4 rbi, 6/25...Went 4-for-5 with a double and an rbi, 6/29.

Promoted to Kane County (A), July 3...Had 19 multi-hit games with the Cougars, including a 4-hit game, Sep 3...Hit .316 (79-25) over his last 21 games with 4 doubles, 12 rbi and 18 runs scored.

Personal: Graduated from Balkley (CT) HS in 1988 where he played

baseball and football for 3 seasons...Attended Eastern Connecticut College...Was a Division III All-America selections his junior season.

PAVELOFF, David James (RHP)

FREDERICK

Hgt: 6-2 **Wgt:** 190 **B:** R **T:** R **Signed by:** Rick Arnold
Born: Dec 6, '67, Los Angeles, CA **Resides:** Desert Hot Springs, CA
Acquired: Orioles 26th pick in June, 90 draft.

Year	Club	CLS	W-	L	ERA	G	GS	CG	SHO	SV	IP	H	R	ER	BB	SO
1990	Wausau	A	2-	3	2.98	28	1	0	0	1	57.1	51	29	19	20	44
1991	Kane County	A	6-	1	3.63	35	0	0	0	8	52	50	22	21	16	54
	Frederick	A	0-	0	2.84	5	0	0	0	0	6.1	7	2	2	2	8
PRO TOTALS			8-	4	3.27	68	1	0	0	9	115.2	108	53	42	38	106

1991: His 8 saves for Kane County were 2nd on the club behind Joe Borowski (13)...Picked up 3 wins over 6 appearances, May 11-26 (2)...Earned 6 saves during a 9 game stretch, 6/7-7/11...Was 2-0 with 4 saves (2.65 era, g-10, ip-17, h-13, bb-4, so-14) in July.
Was promoted to Frederick (A), 8/12...Four of his 5 appearances with the Keys were scoreless.

Personal: Played Little League and American Legion baseball for West Covina (CA)...Graduated Workman (CA) HS in '86...Lettered in baseball and football...Attended College of Desert (CA) and Chapman (CA) College.

PERAZA, Oswaldo (Ozzie) Jose (RHP)

ROCHESTER

Hgt: 6-4 **Wgt:** 209 **B:** R **T:** R **Signed by:** Epy Guerrero (Blue Jays); **Born:** Oct 19, '62, Puerto Cabello, Venezuela and still lives there. **Acquired:** From Toronto along with p **Jose Mesain** deal for p **Mike Flanagan**, 8/31/87.

Year	Club	CLS	W-	L	ERA	G	GS	CG	SHO	SV	IP	H	R	ER	BB	SO
1983	Bradenton	R	0-	1	5.93	3	3	0	0	0	13.2	16	16	9	11	11
1984	Florence	A	8-	7	3.41	31	13	4	0	6	137.1	108	67	52	62	104
1985	Kinston	A	6-10	3.20	25	25	2	1	0	154	2	132	69	55	72	134
	Knoxville	AA	5-	2	4.06	9	8	1	0	0	51	53	31	23	30	28
1986	Knoxville	AA	7-	4	4.19	26	16	0	0	2	107.1	101	58	50	54	80
	Syracuse	AAA	0-	0	11.57	2	0	0	0	0	2.1	3	3	3	4	2
1987	Syracuse	AAA	10-	7	3.12	28	19	3	0	1	132.2	122	63	46	33	105
1988	Baltimore	AL	5-	7	5.55	19	15	1	0	0	86	98	62	53	37	61
	Rochester	AAA	3-	0	2.89	6	6	1	0	0	43.2	35	14	14	9	36
1989	Baltimore	AL														
	Frederick	A	0-	2	3.33	7	7	0	0	0	24.1	19	14	9	12	28
1990	Hagerstown	AA	0-	0	1.93	2	2	0	0	0	14	3	3	3	3	4
	Hagerstown	AA	6-	7	3.98	19	16	1	0	0	106.1	97	58	47	60	97
1991	Rochester	AAA	3-	4	5.20	8	8	0	0	0	45	45	29	26	21	40
ML TOTALS			5-	7	5.55	19	15	1	0	0	86	98	62	53	37	61
PRO TOTALS			53-	51	3.82	185	138	13	1	9	918.3	832	487	390	408	730

1991: Began the season with Hagerstown (AA), but was promoted to Rochester 6/8...On 6/11, made his 1st appearance with the Wings, since '88, fanning 8 in 6 innings (er-1) for the victory...Had 10 whiffs in 7 innings 7/27 against Toledo...Returned to Hagerstown 7/28.

1990: Appeared in only 9 games as he continued his rehabilitation from a sore arm...Had 28 strikeouts in 24.1 innings for Frederick...**1988:** Won 3 straight starts (the only Oriole to do so), 7/28-8/6...**1987:** Finished 4th in the Southern League with 3.12 era for Knoxville and tied for club lead in wins (10) with **Jose Mesa**...Struck out 10 in 6 innings of a victory of Greenville, 7/6...

1985: Struck out 11 on 2 occasions...**1984:** Struck out 11 in complete game win over Anderson, May 18...**1983:** Converted from catcher to pitcher...**1981-82:** As a catcher, he batted .199 in 2 seasons (196-39, hr-2, rbi-13)...Originally signed as free agent by Toronto, Feb 2, '81.

PERCIBEL, William (RHP)

GULF COAST

Hgt: 6-1 **Wgt:** 145 **B:** R **T:** R **Signed by:** Carlos Bernhardt
Born: Feb 10, '74, San Pedro de Macoris, DR, and still lives there. **Acquired:** Signed as a non-drafted free agent Aug 2, '91.
1991: Signed for the 1992 season.

PLASTER, David Allen (Allen) (RHP)

FREDERICK

Hgt: 6-2 **Wgt:** 210 **B:** R **T:** R **Signed by:** Jim Gilbert
Born: Aug 13, '70, Kernersville, NC **Resides:** Kernersville, NC **Acquired:** Orioles 20th pick in June, 91 draft.

Year	Club	CLS	W-	L	ERA	G	GS	CG	SHO	SV	IP	H	R	ER	BB	SO
1991	Bluefield	R	4-	1	2.44	10	9	1	1	0	51.2	39	24	14	23	53
	Frederick	A	2-	0	11.00	4	2	1	0	0	9	13	14	11	8	10
PRO TOTALS			6-	1	3.71	14	11	2	1	0	60.2	52	38	25	31	63

1991: Tossed a 7-inning, 1-hit, complete-game shutout, fanning 11 7/25

against Kingsport...Was promoted to Frederick (A) 8/24...Made 4 appearances with the Keys, 2 starts and 2 relief appearances.

Personal: Played Little League, Senior League and American Legion with Kernersville (NC)...Graduated in 1988 from East Forsyth (NC) HS...Played basketball for 2 years and baseball for 3 years... Attended UNC-Charlotte where he played baseball...Was a member of Kappa Alpha fraternity at UNCC.

POLANCO, Pedro (OF)

GULF COAST

Hgt: 6-0 **Wgt:** 165 **B:** R **T:** R **Signed by:** Carlos Bernhardt
Born: Oct 10, '73, Hato Mayor, DR **Resides:** Hato Mayor, DR **Acquired:** Non-drafted free agent signed Jan 17, '91.

Year	Club	CLS	AVG.	G	AB	R	H	2B	3B	HR	RBI	BB	SO	SB	CS	HP
1991																

(Dominican Summer League)

1991: Played for the San Pedro de Macoris Orioles of the Dominican Summer League.

RALEY, Timothy Alan (OF)

HAGERSTOWN

Hgt: 5-10 **Wgt:** 170 **B:** L **T:** R **Signed by:** Walter Youse (Brewers); **Born:** Jan 21, '66, Quantico, VA **Resides:** Triangle, VA **Acquired:** In a trade from the Brewers for inf Bobby Latmore, 12/21/90.

Year	Club	CLS	AVG.	G	AB	R	H	2B	3B	HR	RBI	BB	SO	SB	CS	HP
1987	Helena	R	.337	59	199	37	67	10	3	4	38	36	23	16	2	1
1988	Beloit	A	.280	116	418	55	117	17	2	1	36	51	62	8	7	1
	Stockton	A	.200	2	5	1	1	0	0	0	0	0	2	0	0	0
1989	Stockton	A	.264	123	439	67	116	14	5	1	46	84	64	14	4	2
1990	Stockton	A	.256	124	399	54	102	12	14	10	71	51	71	6	7	2
1991	Hagerstown	AA	.244	80	234	40	57	9	3	3	31	30	56	2	0	2
PRO TOTALS			.272	504	1694	254	460	62	27	19	222	252	278	46	20	8

Notes: 1991: With Hagerstown (AA), hit safely in 6 of his 1st 7 games (.350, 20-7), Apr 11-19...Was 3-for-5 with a double, 2 runs scored and 4 rbi, July 15...Went 4-for-6 with 2 doubles vs Williamsport, 7/20...1990: Played for Stockton (A), winners of the 1990 California State League title...Was traded by the Brewers to the Orioles following the '90 season...1989: Walked 84 times in 123 games with Stockton.

Personal: Participated in Little League and Babe Ruth League as a youth...Also played for Johnny's in Baltimore on one of their numerous AAABA National championship winners...An '83 graduate of Potomac (VA) HS where he played in baseball, football and wrestling.

Attended Wichita State University...Was selected to the Freshman All-America squad in 1984...Was also named Missouri Valley Conference MVP while at WSU...Was Milwaukee's 27th pick in the June, '87 draft.

RAMIREZ, Daniel (SS)

KANE COUNTY

Hgt: 5-10 **Wgt:** 165 **B:** R **T:** R **Signed by:** Lamar North
Born: June 30, '68, Los Angeles, CA **Resides:** Montebello, CA **Acquired:** Orioles 21st pick in June, '90 draft.

Year	Club	CLS	AVG.	G	AB	R	H	2B	3B	HR	RBI	BB	SO	SB	CS	HP
1990	Bluefield	R	.284	57	211	36	60	11	0	2	22	22	24	9	8	9
1991	Kane County	A	.264	120	402	58	106	19	2	0	40	34	66	9	6	12
PRO TOTALS			.271	177	613	94	166	30	2	2	62	56	90	18	14	21

1991: Started slowly with Kane County (A), hitting just .155 (58-9) in April...But, finished strong, hitting .343 (102-35, 16 rbi) in August...Hit safely in 9 straight games, 4/30-5/8 (.385, 39-15) with 5 doubles and 5 rbi...Had a 10 game hit streak in June (.333, 33-13) and a 12-game hit streak during Aug (.372, 43-16)...Led the Cougars in games (120), hit-by-pitch (12) and sacrifice hits (11).

1990: With Bluefield (Rookie), had 10-game hitting streak, Aug 20-29 (40-15, .375) including 4 hits in a game, 8/21 vs Burlington...Hit both his homers in consecutive games, 7/8-9.

Personal: Played Little League and American Legion baseball...Graduated Cantwell (CA) HS in '85...Attended Cerritos (CA) Junior College (teammate in HS and JC was Craig Worthington) and the University of Tennessee.

RICCI, Charles Mark (RHP)

ROCHESTER

Hgt: 6-2 **Wgt:** 180 **B:** R **T:** R **Signed by:** Carl Moesche
Born: Nov 20, '68, Abington, PA **Resides:** Naples, FL **Acquired:** Orioles' 5th pick in June, '87 draft.

Year	Club	CLS	W-	L	ERA	G	GS	CG	SHO	SV	IP	H	R	ER	BB	SO
1987	Bluefield	R	5-	5	6.50	13	12	1	0	0	62.1	74	52	45	38	40
1988	Bluefield	R	4-	6	6.66	14	14	1	0	0	73	92	61	54	48	73
1989	Waterloo	A	10-	12	2.98	29	25	9	0	0	181	160	89	60	59	89
1990	Frederick	A	7-	12	4.41	26	18	2	1	0	122.1	126	79	60	47	94
1991	Frederick	A	12-	14	3.11	30	29	2	0	0	173.2	147	91	60	84	144
PRO TOTALS			31-	49	4.10	112	98	15	1	0	612.1	599	372	279	276	440

1991: Allowed only 147 hits in 173.2 innings, a rate of 7.6 per 9 innings...Led the Carolina League in starts (29) and was tied for 4th in strikeouts (144), and 3rd in innings (173.2)...Led the Keys in both wins (12) and losses (14).

After dropping the Frederick (A) season opener, Apr 11, ran off 5 consecutive wins...Fanned season-high 10 in 8 innings 5/2...Dropped 5 consecutive starts, 6/7-27...Despite posting a 2.56 era (ip-38.2, h-28, er-11) was just 1-5 during the month of June...In his final start of the year, tossing 8.2 shutout innings vs Lynchburg.

1990: Closed out regular season with wins in final 2 games, then went 1-0, with 3.27 era (ip-11, er-4) in 2 games during the playoffs...1989: Named to the mid-season Midwest League All-Star team...Tied for league lead with 9 complete games for Waterloo (A)...1988: Finished 2nd in the Appalachian League in games started (14)...Tossed a 2-hitter, Aug 28 vs Princeton.

Personal: Played Little League, Babe Ruth League and American Legion baseball in NJ...Graduated Shawnee (NJ) HS in '87...Lettered in baseball, basketball and football.

RIDDLE, David Wayne (RHP)

ROCHESTER

Hgt: 6-1 **Wgt:** 180 **B:** R **T:** R **Signed by:** Bill Miller
Born: Jan 27, '67, San Diego, CA **Resides:** San Diego, CA **Acquired:** Orioles' 20th pick in June, '89 draft.

Year	Club	CLS	W-	L	ERA	G	GS	CG	SHO	SV	IP	H	R	ER	BB	SO
1989	Erie	A	2-	4	4.30	14	1	0	0	2	23	34	19	11	11	26
1990	Wausau	A	3-	1	3.21	19	0	0	0	4	47.2	42	18	17	12	35
	Frederick	A	2-	3	2.34	25	1	0	0	1	50	45	19	13	26	28
1991	Frederick	A	2-	4	4.21	52	1	0	0	5	98.1	101	53	46	44	68
PRO TOTALS			9-	12	3.58	110	3	0	0	12	219	222	109	87	93	157

1991: Finished 3rd in the Carolina League in appearances (53)...Made his only start of the year and 3rd of his professional career, spanning 111 games, 8/16 against Kinston Earned 3 saves in consecutive appearances, 8/8-13...1990: For Wausau (A), had excellent stretch, May 5-7-8-11 of 3 saves followed by a win (ip-8.2, r-0, so-11)...Fanned 6 in 2.2 innings, 5/5 at Kenosha...Had a combined record (Wausau/Frederick) of 5-4, 2.76 era (ip-97.2, er-30).

Personal: Played Little League with Clairemont Mesa (CA) and American Legion baseball with Madison High (CA)...Graduated from Madison (CA) HS in '85...Is a '90 graduate of San Diego State University.

ROBBINS, Douglas Richard (Doug) (C)

ROCHESTER

Hgt: 6-1 **Wgt:** 210 **B:** R **T:** R **Signed by:** Ed Sprague
Born: July 6, '66, Pittsburgh, PA **Resides:** Moraga, CA **Acquired:** Orioles' 10th round selection in June '88 draft.

Year	Club	CLS	AVG.	G	AB	R	H	2B	3B	HR	RBI	BB	SO	SB	CS	HP
1989	Frederick	A	.301	57	174	29	54	7	3	5	30	32	35	2	1	5
1990	Hagerstown	AA	.242	102	322	43	78	16	2	2	38	56	51	2	4	9
1991	Hagerstown	AA	.304	92	286	45	87	12	1	0	28	71	48	4	3	5
PRO TOTALS			.280	251	782	117	219	35	6	7	96	159	134	8	8	19

1991: Went to the Orioles' big league training camp...His .304 average at Hagerstown would have been 4th in the Eastern League, but he didn't have enough at-bats to qualify...Reached via hit or a walk in 77 of 92 games, including 30 straight games in which he had a plate appearance, 6/30-8/12...Hit in 8-straight (27-13, .481), 5/14-23 to lift his average to .387 (62-24)...Had 4 rbi 6/1 vs London...Had a 10-game hitting streak, 8/1-11, batting .514 (35-18) over that span.

1990: Gunned down 40% (21 of 53) of would-be-base stealers, 6th best in the Eastern League (AA) while with Hagerstown...The EL average was 36%...Started slowly (.175, 57-10 thru 19 games) and ended slowly, going 0-for-16 to end the season, dropping his season average from .255 to .242. Batted .279 (244-68) in between.

1989: Top hitting receiver in the Carolina League (A)...Only one other hitter in the CL (with at least 100 at-bats) hit for a higher average,

teammate **David Segui** (.317)...Batted .350 (85-31) over his last 31 games.
Personal: Played on Northern California baseball team that went to Japan in the summer of '84...Played in the '82 American Legion World Series, where his team finished 2nd...Graduated from Miramonte (CA) HS where he played baseball but was injured most of his senior season...Also played football and was recognized as All-league, All-East Bay area and All-Northern California in football his senior season.

Named Athlete of the Year as a senior in high school...Was a top student of Spanish in high school...Earned a degree in economics at Stanford...Is one of 5 former Cardinal players within the organization (**Mike Mussina**, **Paul Carey**, **Mark Carper** and **Troy Tallman** are the others)...Started for both the '87 and the '88 NCAA Division I National Championship clubs.

Hit .265 as a junior during the regular season, but excelled during the post-season batting .438 with 2 doubles, 2 homers and 5 rbi in the West Regionals of the NCAA tournament...As a senior in '88, he batted .315 (248-78) with 11 home runs and 50 rbi in 67 games.

Named to the '88 All-College World Series team...Threw out 5 of 7 attempted base stealers in the CWS...Hit a 3-run home run against Cal-State Fullerton (of which Oriole outfielder **Darrell Sherman** was a member) to put Stanford in the championship game.

Winner of Stanford's 'Most-Inspirational Player' Award...Selected to the '88 US Olympic team...Batted .333 (9-3) for the gold medal winning team in Seoul, Korea...Was the starting catcher in the gold medal game, a 5-3 win over Japan pitched by **Jim Abbott**...Batted .353 (85-30) for Team USA during the squad's 53-game summer tour.

ROMANO, Manuel Emilio (IF)

GULF COAST

Hgt: 6-6 Wgt: 170 B: R T: R Signed by: Carlos Bernhardt
 Born: Nov 6, '73, El Seibo, DR Resides: El Seibo, DR Acquired:
 Non-drafted free agent signed Jan 17, '91.

Year	Club	CLS	AVG.	G	AB	R	H	2B	3B	HR	RBI	BB	SO	SB	CS	HP
1991	Bluefield	R	.307	48	153	32	47	10	0	4	25	22	25	0	3	4

(Dominican Summer League)

Notes: 1991: Played for San Pedro de Macoris Orioles in the Dominican Summer League.

ROSO, James Raymond, (C)

ROCHESTER

Hgt: 6-2 Wgt: 185 B: R T: R Signed by: Jerry Zimmerman
 Born: Oct 2, '69, Portland, OR Resides: Portland, OR Acquired: Orioles
 21st pick in June, '89 draft.

Year	Club	CLS	AVG.	G	AB	R	H	2B	3B	HR	RBI	BB	SO	SB	CS	HP
1989	Bluefield	R	.307	48	153	32	47	10	0	4	25	22	25	0	3	4
1990	Wausau	A	.242	97	298	24	72	9	0	4	30	29	62	2	2	8
1991	Kane County	A	.307	58	189	23	58	13	1	0	30	24	42	1	3	2
PRO TOTALS			.277	203	640	79	177	32	1	8	85	75	129	3	8	14

1991: With Kane County (A), managed only 32 at-bats during the 1st 2 months of the season...Hit .406 in June (32-13) over 11 games, driving in 11 runs...Was red hot during Kane County stretch drive, hitting .365 (85-31) in June.

Hit safely in 14 of 15 games at one point (.410, 61-25)...The Cougars were 19-2 in games which Roso appeared during that month... Appeared in 25 games at 1B, 12 behind the plate and 18 as a DH...Hit .383 (81-31, rbi-14) when he started at 1B.

1990: Had 5 rbi in a game, 7/24 vs Beloit

Personal: Played Little League with Sunset Valley (OR) and American Legion baseball with Aloha (OR)...Graduated from Aloha HS in '87...Attended Linn-Benton (OR) Community College.

RUIZ, Estuar Lenan (Stewart) (IF)

BLUEFIELD

Hgt: 5-11 Wgt: 175 B: S T: R Signed by: Miguel Machado
 Born: Dec 10, '72, Caracas, Venezuela Resides: Sucre, Venezuela
 Acquired: Non-drafted free agent signed Dec 15, '89.

Year	Club	CLS	AVG.	G	AB	R	H	2B	3B	HR	RBI	BB	SO	SB	CS	HP
1990	Bluefield	A	.206	22	34	3	7	1	0	0	0	5	14	1	0	0
1991	Bluefield	A	.257	47	175	29	45	4	0	0	11	4	28	11	6	5
PRO TOTALS			.249	69	209	32	52	5	0	0	11	9	42	12	6	5

1991: With Bluefield, hit .307 (94-28) in 24 games at Bowen Field...Appeared in 33 games at SS, 13 games at 2B and 1 in the outfield...**1990:** Pitched 0.1 inning, 7/1 vs Princeton (1 of 7 pitchers, including 4 position

players, to take the mound in that game).

RYAN, Kevin Joseph (RHP)

KANE COUNTY

Hgt: 6-1 Wgt: 180 B: S T: R Signed by: Lane Decker
 Born: Sep 23, '70, Midwest City, OK Resides: Oklahoma City, OK
 Acquired: Orioles 35th round pick in June, '90 draft.

Year	Club	CLS	W-	L	ERA	G	GS	CG	SHO	SV	IP	H	R	ER	BB	SO
1991	Bluefield	R	5-	4	2.42	14	11	0	0	1	76.1	71	26	22	24	71
	Kane County	A	0-	0	0.96	1	1	0	0	0	9.1	6	1	1	2	8
PRO TOTALS			5-	4	2.42	15	12	0	0	1	85.2	77	27	23	26	79

Notes: At Bluefield, made his 1st 3 professional appearances in relief, then made 11 consecutive starts, 7/5-8/27...Fanned 10 without walking a batter over 8 innings, 7/31 against Bristol, but was charged with the loss...Allowed 2-or-fewer runs in 9 of his 11 starts.

Promoted to Kane County 8/28...In a start on 8/31...Worked into the 10th of a scheduled 7-inning game, allowing just 1 run on 6 hits, walking 2 and striking out 8.

Personal: Played Little League and American Legion baseball... Graduated from West Moore (OK) HS in 1989 where he played baseball and basketball...Attended Seminole Junior College (OK)...Was a shortstop in high school and during his 1st year at Seminole...Took to the mound during his sophomore year and was 9-1 with 1.80 era, leading his team to the Junior College World Series.

SANDERS, Mathew Ryan (Mat) (RHP)

BLUEFIELD

Hgt: 5-11 Wgt: 180 B: R T: R Signed by: Jerry Zimmerman
 Born: Sep 6, '68, Kennewick, WA Resides: Kennewick, WA Acquired:
 Orioles 38th round draft pick June, '91 draft.

Year	Club	CLS	W-	L	ERA	G	GS	CG	SHO	SV	IP	H	R	ER	BB	SO
1991	Bluefield	R	1-	1	3.21	17	4	0	0	1	56	42	27	20	27	52

Notes: Made his 1st thirteen pro appearances out of the bullpen (0-0, 2.14, ip-33.2, h-20, er-8, bb-17, so-24)...Then started his last 4 outings (1-1, 4.84, ip-22.2, h-22, er-12, bb-10, so-18)... Did not allow an earned run in 9 of his 1st 10 appearances (ip-22.2, h-12, r-4, er-3, bb-12, so-24)...His only win was as a starter on 8/14 vs Princeton.

Personal: 1 of 6 children...Played Little League and American Legion baseball in Kennewick (WA)...A 1987 graduate of Kennewick HS where he played football, baseball and basketball...Attended Lower Columbia (WA) CC and the University of Portland...Works during the off-season as an ironworker, lifting and tying iron.

SANEAUX, Francisco Antonio (RHP)

GULF COAST

Hgt: 6-4 Wgt: 170 B: R T: R Signed by: Carlos Bernhardt
 Born: June 3, '73, El Seibo, DR Resides: El Seibo, DR Acquired:
 Non-drafted free agent signed Jan 3, '91.

Year	Club	CLS	W-	L	ERA	G	GS	CG	SHO	SV	IP	H	R	ER	BB	SO
1991	Gulf Coast	R	1-	4	3.95	12	6	0	0	1	41	42	31	18	22	27

1991: Made 6 starts and 6 relief appearances for Gulf Coast ...Picked up his lone win of the year, 7/6 against the Blue Jays.

SCHMIDT, Keith Allan (OF)

KANE COUNTY

Hgt: 6-2 Wgt: 195 B: L T: R Signed by: Ray Crone
 Born: Feb 25, '71, Houston, TX Resides: Burton, TX Acquired: Orioles 2nd pick in June, '89 draft.

Year	Club	CLS	AVG.	G	AB	R	H	2B	3B	HR	RBI	BB	SO	SB	CS	HP
1989	Bluefield	R	.227	55	194	28	44	10	1	5	32	17	71	6	6	2
1990	Wausau	A	.153	32	85	7	13	1	1	3	12	8	37	1	0	2
	Bluefield	R	.284	55	169	24	48	12	2	5	24	17	62	5	5	4
1991	Kane County	A	.193	64	202	22	39	6	3	3	15	18	84	5	3	1
	Bluefield	R	.233	52	172	26	40	11	1	4	17	16	50	2	4	4
PRO TOTALS			.224	258	822	107	184	40	8	20	100	76	304	19	18	13

1991: For the 2nd straight season started the year off in the Midwest (A) before going down to Bluefield (Rookie)...Was 2-for-4 with a home run and 3 rbi in his season debut with the Cougars, 4/12...Sent to Bluefield June 24...Hit in 9 of his 1st 11 starts with Bluefield (.341, 44-15) with 1 home run and 8 rbi.

1990: Began the season with Wausau (A) but was sent to Bluefield after the June draft...Was 3rd on the club with 19 extra-base hits (2b-12, 3b-2, hr-5)...Had hot and cold stretches with Wausau (A), starting season 3-for-44, then going 10-for-29, 6/9-17, including a homer and 4 rbi, 6/9 vs

South Bend, then going 0-for-12...Hit a grand slam, 8/23 at Elizabethton.

1989: Hit 2 homers, June 19 vs Princeton, his 1st professional game (a solo shot in his 1st at bat and a grand slam his 3rd time up).

Personal: Played Little League with Brenham (TX)...Graduated from Burton (TX) HS in '89...Lettered in baseball, football and track...Attended Blinn (TX) College.

SCHULLSTROM, Erik Paul (RHP)

HAGERSTOWN

Hgt: 6-5 Wgt: 220 B: R T: R Signed by: Ed Sprague

Born: Mar 25, '69, San Diego, CA Resides: San Leandro, CA Acquired: Orioles 2nd pick in June, '90 draft.

Year	Club	CLS	W-	L	ERA	G	GS	CG	SHO	SV	IP	H	R	ER	BB	SO
1990	Kane County	A	0-	2	4.66	5	5	0	0	0	19.1	20	12	10	7	21
	Frederick	A	2-	0	3.46	2	2	0	0	0	13	9	5	5	6	8
1991	Frederick	A	5-	6	3.03	19	17	1	1	0	86	70	32	29	45	73
	Hagerstown	AA	1-	0	2.77	2	2	0	0	0	13	11	5	4	3	3
PRO TOTALS			8-	8	3.29	28	26	1	1	0	131.1	110	54	48	61	111

1991: With Frederick, appeared in only 3 games prior to June 1 (gs-1, ip-5.2, h-1, bb-5, so-5)...After picking up his 1st win of the year, following 2 losses, 6/28, he pitched a no-hitter (7/3) in his next outing, 7/3 vs Kinston...In that game, he walked 2 and struckout 8...The game capped a string of 20.2 scoreless innings. Failed to get out of the 1st inning next time out when he was touched for two 2-run homers by Salem...

Yielded 2-or-fewer runs in 12 of his 17 starts, including 8 starts in which he did not allow an earned run...Was promoted to Hagerstown Aug 24...Made 2 starts with the Suns, winning the 2nd, when he allowed just 1 earned run over 7 innings.

1990: For Wausau (A), registered a season-high 7 strikeouts in 5 innings, 8/22 vs Madison...At Frederick (A), won his 1st game as a pro 8/27 vs Winston-Salem.

Personal: Played Little League and Babe Ruth League with Alameda (CA)...Graduated from Alameda (CA) HS in '87...Lettered in baseball and football...Played against the Mets' Gregg Jeffries in HS...Attended Fresno State and was '88 All-American...Pitched in the College World Series.

SEITZER, Brad J (IF)

KANE COUNTY

Hgt: 6-2 Wgt: 195 B: R T: R Signed by: Tim Luginbuhl

Born: Feb 2, '70, Springfield, IL Resides: Lincoln, IL Acquired: Orioles 11th round selection in June, '91 draft.

Year	Club	CLS	AVG.	G	AB	R	H	2B	3B	HR	RBI	BB	SO	SB	CS	HP
1991	Bluefield	A	.289	12	45	5	13	2	0	3	5	5	10	1	1	0
	Kane County	A	.279	58	197	34	55	11	1	2	28	36	36	1	0	1
PRO TOTALS			.281	70	242	39	68	13	1	5	33	41	46	2	1	1

1991: Hit .333 (21-7) over a 6 game stretch, 6/28-7/2 with 3 homers...Was promoted to Kane County (A) 7/3...Was batting only .198 (116-23) on Aug 11...Hit .600 (35-21) over his next 10 games...Was 5-for-5 with 1 home run and 5 rbi, 8/22...Drew 4 bases-on-balls, including 2 intentional, 8/31...Hit .337 (98-33) during August with 22 rbi in 30 games.

Personal: Played Little League baseball...Also played American Legion baseball for Lincoln team that placed 2nd in the national American Legion tournament...Graduated in 1988 from Lincoln Community (IL) HS...Earned 3 letters in baseball and basketball and 2 letters in football...Attended Memphis State University... Is the younger brother of Royals' 3B Kevin Seitzer.

SERRA, Jose Antonio (IF)

BLUEFIELD

Hgt: 5-11 Wgt: 160 B: R T: R Signed by: Carlos Bernhardt

Born: Mar 28, '73, San Pedro de Macoris, DR, and still lives there. Acquired: Non-drafted free agent signed Dec 7, '90.

Year	Club	CLS	AVG.	G	AB	R	H	2B	3B	HR	RBI	BB	SO	SB	CS	HP
1991																

(Dominican Summer League)

1991: Played for the San Pedro de Macoris Orioles in the Dominican Summer League.

SHAMBURG, Kenneth Lee (IF)

ROCHESTER

Hgt: 6-2 Wgt: 215 B: R T: R Signed by: Ed Sprague

Born: Jan 31, '67, Redding, CA Resides: Redding, CA Acquired:

Non-drafted free agent signed June 28, '89.

Year	Club	CLS	AVG.	G	AB	R	H	2B	3B	HR	RBI	BB	SO	SB	CS	HP
1989	Frederick	A	.254	52	201	27	51	8	0	7	40	24	34	2	0	0
1990	Frederick	A	.321	66	243	35	78	20	2	7	54	31	38	1	6	3
	Hagerstown	AA	.276	72	272	29	75	19	5	2	42	18	37	2	1	1
	Rochester	AAA	.333	2	6	1	2	0	0	0	0	1	1	0	0	0
1991	Hagerstown	AA	.275	116	426	59	117	36	2	10	82	69	61	3	2	3
	Rochester	AAA	.150	13	40	4	6	1	0	0	3	5	10	0	0	0
PRO TOTALS			.277	321	1188	155	329	84	9	26	221	148	181	8	9	7

1991: Led the Eastern League (AA) in doubles (36)...Finished 4th in the league in rbi (82)...Started off quickly, hitting .361 (36-13) in his 1st 10 games with 8 doubles and 11 rbi, and batted .308 (120-37) in May...Hit .365 (85-31) over a 22 game span, 5/15-6/4 with 9 doubles and 10 rbi...Then hit only .167 (78-13) the rest of June...

Had 7 multi-rbi games during his 17 games in July while driving in 19 runs...Had 4 hits on 7/15...Promoted to Rochester (AAA), 7/21, then returned to Hagerstown on 8/10...Picked up where he left off with the Suns, hitting .347 (72-25) during August with 20 rbi in 21 games...Was a perfect 4-for-4 with a double and an rbi, 8/12 vs Canton-Akron...Reached base via hit-or-walk in 19 of his last 21 games.

1990: Played at 3 levels in the O's system...Combined, he batted .298 (521-155) with 9 homers and 96 rbi...For Frederick (A), he was 2nd in rbi (54) and tied for 2nd with 7 homers although he was promoted to AA in June...In Class A, he had 5 hits in a game, 4/24 vs Durham; 5 rbi in a game, 5/5 vs Lynchburg and 4 rbi in a game, 6/9 vs Peninsula...Also had 2 other 4-hit games...Had 13-game hitting streak, 6/2-14 (.340, 53-18, r-14, 2b-6, 3b-1, hr-3, rbi-17).

At Hagerstown (AA), he had 4 rbi in a game, 7/31 vs New Britain and homered and 5 rbi in another, 8/2 at Harrisburg...Hit .346 (52-18, rbi-10) in his final 13 games, before moving up to Rochester (AAA)...Was 2-for-3 with an rbi in 2 post-season games for Rochester...**1989:** With Frederick (A), homered in his 1st at bat as a pro...Named Carolina League Player of the Week for July 16-22.

Personal: Graduated from Enterprise (CA) HS in '85...Lettered in baseball, basketball and football...Attended Butte (CA) Junior College and Louisiana Tech where he homered off Ben McDonald in a game vs LSU.

SHIELDS, Thomas Charles (Tommy) (IF) ROCHESTER

Hgt: 6-0 Wgt: 180 B: L T: R Signed by: Bill Bryk (Pirates)

Born: Aug 14, '64, Fairfax, VA Resides: Devon, PA Acquired: In a trade with the Pirates for a player-to-be-named-later (if Tony Beasley, sent on Sep 5, 91), Mar 21, '91.

Year	Club	CLS	AVG.	G	AB	R	H	2B	3B	HR	RBI	BB	SO	SB	CS	HP
1986	Watertown	A	.288	43	153	25	44	6	1	4	25	17	36	15	6	7
	Prince William	A	.277	30	112	17	31	7	1	1	12	9	16	4	1	5
1987																
1988	Salem	A	.314	45	156	20	49	5	0	3	25	16	24	10	3	6
	Harrisburg	AA	.308	57	198	30	61	4	2	2	21	14	25	7	3	3
1989	Harrisburg	AA	.288	123	417	66	120	13	4	5	47	25	62	16	5	9
1990	Buffalo	AAA	.247	123	380	42	94	20	3	2	30	21	72	12	6	2
1991	Rochester	AAA	.289	116	412	69	119	18	3	6	52	32	73	16	8	11
PRO TOTALS			.283	537	1828	269	518	73	14	23	212	134	308	80	32	43

Notes: **1991:** Came to the Orioles prior to the end of Spring Training...Set personal highs in at-bats (412), runs (69), homers (6) and rbi (52)...Hit safely in 20 of his 1st 25 games as a Red Wing...Had an 11-game hitting streak, 4/23-5/5 (.385, 39-15)...Had a 5 hits (in 7 ab's) 6/27 against Syracuse...Hit .400 (40-16) during a 10-game stretch, 8/11-25...Played 68 games at 3b, 46 games at SS.

Played all 9 positions, along with Shane Turner, during the season-fine, Sep 4 against Syracuse...Believed to be the 1st time 2 players played all 9 positions in 1 game...Toed the rubber as the starting pitcher hurling 1 hitless inning...Was 2-for-5 as a hitter.

1990: Played 101 games at 3B and 20 at SS for Buffalo (AAA)...**1989:** Established a career-high with 17 stolen bases while playing for Harrisburg (AA)...**1986:** Began his professional career as a shortstop.

Personal: Played baseball at Notre Dame...Was originally the Pirates 15th round pick in the June, '86 draft.

SPRICK, Scott James (IF)

FREDERICK

Hgt: 6-5 Wgt: 195 Bats: L Throws: R Signed by: Lamar North Born: June 14, '69, Holland, MI Resides: Holland, MI Acquired: Orioles 24th pick

in June, '90 draft.

Year	Club	CLS	AVG.	G	AB	R	H	2B	3B	HR	RBI	BB	SO	SB	CS	HP
1990	Bluefield	R	.241	62	220	27	53	15	3	4	33	18	51	3	4	2
1991	Frederick	A	.179	38	84	4	15	6	0	0	8	6	16	0	3	0
1991	Erie	A	.249	71	273	47	68	12	0	11	43	38	67	4	1	1
PRO TOTALS			.236	171	577	78	136	33	3	15	84	62	134	7	8	3

1991: Began the season with Frederick (A)...In his 1st at-bat hit a game-winning 2-run double in the top of the ninth inning, 4/17 against Winston-Salem...Hit only .118 (51-6) in May...Played 16 games at 3B, 8 at 1B, 2 games at 2B and 1 at shortstop with the Keys...Optioned on loan to Erie (A) 6/14...Tied for 2nd in the New-York Penn League in home runs (11)...Hit a grand slam, 7/30 vs Welland...Played 70 games at 1B for the Sailors...

1990: For Bluefield (Rookie), had 7-game hit streak, June 24-July 2 (27-10, .370)...Had 4 hits and 4 rbi in a game, 8/12 vs Huntington.

Personal: Graduated West Ottawa (MI) HS in '87...Lettered in baseball, basketball and football...Attended Grand Rapids (MI) Junior College and Jacksonville State (AL) University majoring in secondary education...Played on Division II World Series champions with Jacksonville State.

STEPHAN, Todd A. (RHP)

Hgt: 6-3 **Wgt:** 205 **B:** L **T:** R **Signed by:** Peninsula Pilots
Born: May 28, '66, LaCrosse, WI **Resides:** Baltimore, MD **Acquired:** Signed as a free agent Feb 5, '90.

ROCHESTER

Year	Club	CLS	W-	L	ERA	G	GS	CG	SHO	SV	IP	H	R	ER	BB	SO
1989	Peninsula	A	6-	8	4.72	35	16	1	1	1	145	150	87	76	63	103
1990	Frederick	A	8-	2	1.32	42	1	0	0	17	82	47	17	12	32	102
1991	Hagerstown	AA	5-	5	2.12	53	1	0	0	14	89	68	27	21	41	67
PRO TOTALS			11-	13	3.10	130	18	1	1	32	316	265	131	109	136	272

1991: With Hagerstown (AA), did not allow an earned run in 10 of his 1st 11 appearances (0.79, ip-12.1, h-8, er-1, bb-9, so-9), 4/12-5/12...Made his only start of the season, 5/24 against New Britain...Worked 6 innings, allowing just 1 run on 4 hits for the win...Allowed just 2 earned runs (0.78, ip-23) during June.

Had a 1.14 era (ip-55.1, er-9) during the season's 1st 3 months...Recorded 5 saves in 13 appearances during August...Worked a season-high 5 innings in relief, twice, 5/30 and 6/26...Was 4-1 with a 0.99 era at Hagerstown's Municipal Stadium (g-29, ip-45.2, h-29, er-5, bb-16, so-41)...Yielded only 68 hits in 89 innings, or 6.9 per 9 innings.

1990: Named to the mid-season Carolina League All-Star team...Was 3rd in the league with 17 saves...Had a win and 7 saves in 8-game stretch, 6/22-7/16...Allowed only one run (unearned) in final 32 innings (didn't allow an earned run after 7/12)...From June 4-Sep 1, was 5-0 with 16 saves and 0.54 era (ip-50.1, er-3) in 27 games...Was 1-0 with 2 saves and a 0.00 era in 3 post-season games (ip-5, h-2, r-0, bb-0, so-7).

1989: Pitched for the Independent Peninsula Pilots.

Personal: Played Little League and Babe Ruth League with LaCrosse (WI)...Graduated Onalaska (WI) HS in '84...Lettered in baseball, basketball and football...Attended Valley City State, Bethany Lutheran (MN) College and Point Park College...Reached the College World Series twice.

TALLMAN, Troy (C)

Hgt: 6-0 **Wgt:** 195 **B:** R **T:** R **Signed by:** Ed Sprague
Born: Mar 17, '70, Aurora, CO **Resides:** Napa, CA **Acquired:** Orioles 19th round pick in June, '89 draft.

KANE COUNTY

Year	Club	CLS	AVG.	G	AB	R	H	2B	3B	HR	RBI	BB	SO	SB	CS	HP
1991	Kane County	A	.125	6	16	2	2	1	0	0	1	4	4	0	1	0
1991	Frederick	A	.049	14	41	3	2	1	0	0	2	6	22	2	0	0
PRO TOTALS			.070	20	57	5	4	2	0	0	3	10	26	2	1	0

1991: Struggled during his 1st year of professional ball at Kane County and Frederick...Moved to Frederick, July 14.

Personal: Played Little League for Ocean Beach (CA) and Babe Ruth and American Legion for Napa (CA)...Attended Napa (CA) HS, graduating in 1988...Played baseball and football in high school...Was a member of the USA Junior Olympic squad while in HS...Attended Stanford University where he was a teammate of fellow Oriole farmhands Mike Mussina, Paul Carey and Mark Carper, as well as Athletics' hurler Steve Chitren.

He and Carper belonged to Delta Tau Delta fraternity while attending Stanford...Majored in Sociology and Psychology...Plans to complete his

degree work during the off-season...Previously drafted by the New York Yankees in the 36th round of the June, '88 draft.

TATRO, Glenn A. (OF)

GULF COAST

Hgt: 5-11 **Wgt:** 173 **B:** L **T:** L **Signed by:** Leo Labossiere
Born: Sep 17, '71, North Adams, MA **Resides:** North Adams, MA **Acquired:** Orioles 24th round pick in June, '91 draft.

Year	Club	CLS	AVG.	G	AB	R	H	2B	3B	HR	RBI	BB	SO	SB	CS	HP
1991	Gulf Coast	R	.301	34	83	14	25	2	3	0	5	12	20	2	2	0

1991: Was 4-for-4 on 7/4 for the Gulf Coast O's...Was 5-for-9 with 3 rbi over his final 2 games, Aug 16-17.

Personal: Played Little League and Babe Ruth League baseball for North Adams...Attended Drury (MA) HS where he played baseball and basketball...Was starting point guard on Bryant (MA) College basketball team, but did not play baseball in college.

TAYLOR, Thomas A. (Tommy) (RHP)

KANE COUNTY

Hgt: 6-1 **Wgt:** 180 **B:** R **T:** R **Signed by:** Jim Gilbert
Born: July 16, '70, Charlottesville, VA **Resides:** Louisa, VA **Acquired:** Orioles 2nd pick in 2nd round of June, '89 draft.

Year	Club	CLS	W-	L	ERA	G	GS	CG	SHO	SV	IP	H	R	ER	BB	SO
1989	Bluefield	R	1-	3	6.48	11	10	0	0	0	41.2	56	42	30	29	36
1990	Wausau	A	3-	11	5.27	23	20	1	1	1	111	103	74	65	62	78
1991	Kane County	A	4-	11	5.23	26	14	1	0	0	96.1	110	70	56	54	59
PRO TOTALS			8-	25	5.46	60	44	2	1	0	249	269	186	151	145	173

Notes: 1991: Started 14 times in his 1st 15 appearances for Kane County (A)...Was 2-9 with 6.40 era as a starter (ip-70.1, h-85, er-50, bb-42, so-41)...Moved to the bullpen, 7/7 for the remainder of the season...Thrived in relief role, posting a 2-2 record with a 2.08 era in 12 appearances.

1990: For Wausau (A), threw 7-inning 2-hit shutout 5/15, beating Appleton, 4-0.

Personal: Played Little League and Babe Ruth League with Louisa (VA)...Graduated Louisa County (VA) HS in '89...Father, Francis, played baseball in the Washington Senators organization.

THOMAS, Duane Phillip (OF)

BLUEFIELD

Hgt: 6-0 **Wgt:** 190 **B:** R **T:** R **Signed by:** Jim Gilbert
Born: Aug 8, '71, Nash County, NC **Resides:** Rocky Mount, NC **Acquired:** Non-drafted free agent signed Aug 13, '90.

Year	Club	CLS	AVG.	G	AB	R	H	2B	3B	HR	RBI	BB	SO	SB	CS	HP
1990	Bluefield	R	.203	24	69	9	14	2	0	0	9	8	12	4	1	0
1991	Bluefield	R	.224	41	147	20	33	8	0	4	26	12	35	7	0	3
PRO TOTALS			.218	65	216	29	47	10	0	4	35	20	47	11	1	3

Notes: 1991: Led the Gulf Coast League (Rookie) with 10 home runs...Was 5th in rbi (32)...Named to the GCL's season-ending All-Star team...Was 2-4 with 2 homers, 8 rbi and 4 walks during a doubleheader, 6/27...Drove in 14 runs over a 13 game stretch, 7/11-31...Hit only .140 (50-7) during the month of August, though 3 of his 7 hits home runs.

Personal: Played Little League with Rocky Mount, Babe Ruth League with Sharpburg and American Legion with Rocky Mount Post 58...Graduated Rocky Mount (NC) HS in '90...Lettered in baseball and basketball...Plays the saxophone.

THOMAS, Michael Samuel (OF)

BLUEFIELD

Hgt: 6-3 **Wgt:** 212 **B:** R **T:** R **Signed by:** Jim Gilbert
Born: Dec 28, '71, Rockingham, NC **Resides:** Hamlet, NC **Acquired:** Orioles 3rd pick in June, '90 draft.

Year	Club	CLS	AVG.	G	AB	R	H	2B	3B	HR	RBI	BB	SO	SB	CS	HP
1990	Bluefield	R	.203	24	69	9	14	2	0	0	9	8	12	4	1	0
1991	Bluefield	R	.224	41	147	20	33	8	0	4	26	12	35	7	0	3
PRO TOTALS			.218	65	216	29	47	10	0	4	35	20	47	11	1	3

1991: Led Bluefield in rbi (26) despite playing in only 41 of the team's 67 games...Knocked in 20 runs in 27 games during the month of July...Was 2-for-4 with a homer and a season-high 4 rbi, 7/31 against Princeton...1990: Hit safely in 7 straight, 8/7-16 (23-8, .348, r-5, rbi-5).

Personal: Played Little League and Babe Ruth League baseball...Graduated Richmond (NC) HS in '90...Lettered in baseball, basketball and football...Was highly recruited by colleges for his football skills.

Attends University of North Carolina...Is a highly regarded quarter-

back/punter on the Tar Heel football team...Appeared in 2 of the Heels' 1st 4 games before a season-ending injury...Had 4 completions in 7 attempts for fifty yards during the '90 season...Entered spring practice as UNC number 2 quarterback (behind **Jason Stanicek**, younger brother of former Oriole 2B **Pete Stanicek**) and 1st team punter.

TIPPITT, Bradley J. (RHP)

Hgt: 6-1 **Wgt:** 205 **B:** R **T:** R **Signed by:** Lane Decker
Born: Dec 28, '67, Taylorville, IL **Resides:** Owaneco, IL **Acquired:** Non-drafted free agent signed July 1, '90.

KANE COUNTY

Year	Club	CLS	W-	L	ERA	G	GS	CG	SHO	SV	IP	H	R	ER	BB	SO
1990	Bluefield	R	3-	3	3.65	15	2	1	0	3	49.1	40	23	20	11	61
1991	Kane County	A	R-	6	3.35	18	12	0	0	1	91.1	88	46	34	22	61
PRO TOTALS			7-	9	3.45	33	14	1	0	4	140.2	128	69	54	33	122

1991: Relieved in his 1st 4 appearances for Kane County, but moved into the Cougars starting rotation, 7/6...was 4-5 with a 3.24 era (ip-77.2, h-73, er-28, bb-21, so-48) in 12 starts.

1990: Averaged 9 strikeouts and 2 walks per 9 innings...Recorded 10 strikeouts twice, once (on 7/31) in only 4.2 innings.

Personal: Played Little League and American Legion baseball with Taylorville (IL)...Graduated Taylorville HS in '86...Lettered in baseball and football...Attended Kaskaskia (IL) College and NW Missouri State University, majoring in industrial technology with a drafting option.

TYLER, Brad William (IF)

Hgt: 6-2 **Wgt:** 175 **B:** L **T:** R **Signed by:** Mike Ledna
Born: Mar 3, '69, Dearborn County, IN **Resides:** Aurora, IN **Acquired:** Orioles 6th pick in June, '90 draft.

FREDERICK

Year	Club	CLS	AVG.	G	AB	R	H	2B	3B	HR	RBI	BB	SO	SB	CS	HP
1990	Wausau	A	.235	56	187	31	44	4	3	2	24	44	45	11	4	2
1991	Kane County	A	.271	60	199	35	54	10	3	3	29	44	25	5	3	1
	Frederick	A	.257	56	187	26	48	6	0	4	26	33	33	3	2	2
PRO TOTALS			.255	172	573	92	146	20	6	9	79	121	103	19	9	5

1991: Played exclusively at 2nd base for the 1st time...Was named to the Midwest League mid-season all-star team...His (.402) on-base pct was tops on the Cougars.

Moved to Frederick (A), 6/26, and hit only .162 (68-11) over his 1st 22 games, 6/27-7/25...Hit .306 (121-37) in 34 games the rest of the way...Reached via a hit or a walk in all but one of those games.

1990: With Bluefield, Had 4 hits and 2 rbi in a game, 7/17 vs Burlington...Scored runs in 5 consecutive games (total of 6 runs), 7/3-7.

Personal: Played Little League and American Legion baseball... Graduated from South Dearborn (IN) HS in '87...Lettered in baseball, basketball and tennis...Attended the University of Evansville where he was a teammate of Padres pitcher, **Andy Benes**.

ULISES, Pedro Luis (OF)

Hgt: 6-0 **Wgt:** 150 **B:** S **T:** R **Signed by:** Carlos Bernhardt
Born: Mar 6, '75, La Romana, DR **Resides:** La Romana, DR **Acquired:** Non-drafted free agent signed Jan 22, '92.
Notes: Signed for the 1992 season.

GULF COAST

UNREIN, Todd Jeffrey (LHP)

Hgt: 6-0 **Wgt:** 190 **B:** L **T:** L **Signed by:** Lamar North
Born: Oct 27, '67, Denver, CO **Resides:** Hays, KS **Acquired:** Orioles 31st pick in June, '90 draft.

KANE COUNTY

Year	Club	CLS	W-	L	ERA	G	GS	CG	SHO	SV	IP	H	R	ER	BB	SO
1990	Wausau	R	1-	1	2.03	23	1	0	0	3	31	30	12	7	15	24
1991	Kane County	A	4-	6	3.40	30	1	0	0	1	50.1	51	26	19	15	44
PRO TOTALS			5-	7	2.88	53	2	0	0	4	81.1	81	38	26	30	68

1991: With Kane County (A) was 0-1 with one save and a 2.98 era (ip-45.1, h-44, er-15, bb-15, so-44) in 29 games as a reliever...Made his only start 9/3 against Kenosha...Gave up 7 hits and 4 earned runs over 5 innings.

1990: For Wausau (A), had 4 strikeouts in 3 innings, Aug 28 at Beloit... Was 0-1 with 5.40 era after 7 games (ip-8.1, er-5), but was 1-0 with 0.79 era in 16 games the rest of the way (ip-22.2, er-2). He held the opposition scoreless in 15 of those appearances.

Personal: Played Little League, Babe Ruth League and American Legion baseball...Graduated from Hays (KS) HS in '86...Lettered in baseball and basketball...Attended SW Louisiana State University.

VALERA, Antonio (IF)

Hgt: 6-0 **Wgt:** 150 **B:** S **T:** R **Signed by:** Carlos Bernhardt
Born: Mar 10, '73, Juan Baron, DR **Resides:** Juan Baron, DR **Acquired:** Non-drafted free agent signed July 21, '90.

LUEFIELD

Year	Club	CLS	AVG.	G	AB	R	H	2B	3B	HR	RBI	BB	SO	SB	CS	HP
1991																

1991: Played for San Pedro de Macoris Orioles in the Dominican Summer League.

VOIGT, John (Jack) David (OF)

ROCHESTER

Hgt: 6-1 **Wgt:** 175 **B:** R **T:** R **Signed by:** Ray Crone
Born: May 17, '66, Sarasota, FL **Resides:** Venice, FL **Acquired:** Orioles 10th pick in June, '87 draft.

Year	Club	CLS	AVG.	G	AB	R	H	2B	3B	HR	RBI	BB	SO	SB	CS	HP
1987	Newark	A	.320	63	219	41	70	10	1	11	52	33	45	1	3	0
	Hagerstown	A	.111	2	0	0	1	0	0	0	1	1	4	0	0	0
1988	Hagerstown	A	.226	115	367	62	83	18	2	12	42	66	92	5	2	6
1989	Frederick	A	.264	127	406	61	107	26	5	10	77	62	106	17	2	4
1990	Hagerstown	AA	.254	126	418	55	106	26	2	12	70	59	97	5	3	5
1991	Hagerstown	AA	.244	29	90	15	22	3	0	0	6	15	19	6	0	2
	Rochester	AAA	.270	83	267	46	72	11	4	6	35	40	53	9	1	1
PRO TOTALS			.260	545	1776	280	461	94	14	51	283	276	416	43	11	18

1991: Began the season with Hagerstown (AA), but moved to Rochester (AAA), May 22...For the Wings, hit safely in 12 consecutive games (.425, 40-17) in which he got an official at-bat, 5/27-6/12...Hit safely in 9 straight (.345, 29-10), 6/27-7/8...Drove in only 6 runs over his 1st 30 games...Had 29 rbi in his last 53 games...Played 58 games in the outfield (all 3 positions)...Also played 16 games at 1B and 7 games at 3B.

For the season, swiped 15 bases, getting nabbed only twice (.88 pct).

1990: Started season with 12-game hitting streak (42-15, .357, rbi-13) for Suns...In April, batted .343 (g-20, 70-24, r-17, hr-6, rbi-20)...Had 4 rbi in a game, 5/15 vs London...Had 2 big games in series at Harrisburg; hit grand slam and had 5 rbi, 8/2, then homered and had 4 rbi on 8/5.

1989: Was 3rd in the Carolina League with 77 rbi and led all outfielders in fielding pct. (.990)...Hit a grand slam 8/3 vs Prince William...**1987:** Led NY-Penn League with .320 batting average at Newark and led 3rd basemen in fielding pct. (.941) and double plays (16)...Finished 5th in home runs (11) and hit 2 grand slams vs Erie, June 19 and July 18.

Named to NY-Penn All-Star team...Named Topps Player of the Month for August...Named NY-Penn League Player of the Year and Howe News Bureau's Star of Stars for overall statistical performance.

Personal: Played Little League and Babe Ruth League with Venice (FL)...Graduated from Venice (FL) HS in '84...Was on HS USA Team which played in Taiwan in '84...Attended Louisiana State University where he was teammate of **Ben McDonald**...Played in College World Series and was named to '87 All-CWS Team...In that tournament, he hit game-winning homer in 7th inning to beat Arkansas...Very superstitious.

WASHINGTON, Lamann Toriano (3B-OF) GULF COAST

Hgt: 6-1 **Wgt:** 180 **B:** R **T:** R **Signed by:** Lamar North
Born: Jan 22, '73, Beaufort, SC **Resides:** St. Helena Island, SC **Acquired:** Orioles 15th pick in June, '91 draft.

Year	Club	CLS	AVG.	G	AB	R	H	2B	3B	HR	RBI	BB	SO	SB	CS	HP
1991	Gulf Coast	R	.257	53	202	32	52	13	5	0	23	21	55	5	3	4

1991: Hit safely in his 1st 9 games (.419, 31-13) and in 19 of his 1st 20 (.347, 72-25)...Struggled the rest of the way, hitting only .213 (127-27) over his last 33 games, including just .197 (66-13) during August...Experimented with playing the outfield during the 1991 Florida Instructional League.

Personal: Graduated from Beaufort (SC) HS.

WASZGIS, Robert Michael Jr. (BJ) (C) BLUEFIELD

Hgt: 6-2 **Wgt:** 210 **B:** R **T:** R **Signed by:** Mike Tullier
Born: Aug 24, '70, Omaha, NE **Resides:** Omaha, NE **Acquired:** Orioles 10th round selection in June, '91 draft.

Year	Club	CLS	AVG.	G	AB	R	H	2B	3B	HR	RBI	BB	SO	SB	CS	HP
1991	Bluefield	A	.320	12	25	8	8	1	0	3	8	5	11	3	0	0

1991: Hit in 5 of his 1st 6 games (.429, 14-6) as a professional, 6/22-27...Slammed 3 home runs and registered all 8 of his rbi for the season during a 4-game span, 6/25-30.

Personal: Played Little League and Babe Ruth League baseball for the

Omaha Cornhuskers...Also played American Legion for the South Omaha Legion...Graduated from South (NE) HS where he played baseball for 4 years, wrestled for 3 years and played football one year...Attended McNeese State.

WAWRUCK, James William (OF)

FREDERICK

Hgt: 5-11 Wgt: 185 B: L T: L Signed by: Leo Labossiere
Born: Apr 23, '70, Hartford, CT Resides: Glastonbury, CT Acquired: Orioles 5th round pick in June, '91 draft.

Year	Club	CLS	AVG.	G	AB	R	H	2B	3B	HR	RBI	BB	SO	SB	CS	HP
1991	Gulf Coast	R	.378	14	45	6	17	1	1	0	6	6	4	2	2	0
	Frederick	A	.277	22	83	15	23	3	0	0	7	7	14	10	0	1

PRO TOTALS .313 36 128 21 40 4 1 0 13 13 18 12 2 1
1991: Hit safely in 11 of his 14 games with Gulf Coast (.378, 45-17)...Promoted to Frederick, 7/26...Hit safely in his 1st 5 games with the Keys (.471, 17-8)...Hit .383 (47-18) at Harry Grove Stadium and .139 (36-5) on the Carolina League road.

Personal: A 1988 graduate of Loomis Chaffee prep school...Earned 3 letters in baseball and 4 letters in soccer...Was a high-school all-America selection...Attended University of Vermont...Was a 2-sport star for the Catamounts, baseball and soccer...Left UVM as the schools' leading all-time hitter (.368).

WEARING, Melvin Hudson Jr (IF)

ROCHESTER

Hgt: 6-3 Wgt: 230 B: R T: R Signed by: Jim Gilbert
Born: Apr 19, '67, New Haven, CT Resides: West Haven, CT Acquired: Orioles 25th pick in June, '89 draft.

Year	Club	CLS	AVG.	G	AB	R	H	2B	3B	HR	RBI	BB	SO	SB	CS	HP
1989	Erie	A	.253	60	170	26	43	6	1	10	22	45	51	0	1	1
1990	Wausau	A	.254	106	339	45	86	9	0	18	56	72	101	6	7	4
	Frederick	A	.329	22	79	13	26	5	2	2	14	9	18	0	1	0
1991	Frederick	A	.263	94	335	46	88	14	3	11	53	54	74	1	2	7
	Hagerstown	AA	.299	35	107	18	32	6	0	3	24	17	28	1	0	4

PRO TOTALS .267 317 1030 148 275 40 6 44 169 197 272 8 11 16
1991: Was named to the Carolina League's mid-season all-star team...Led the Keys in homers (11) despite playing only 94 games with Frederick...Went 10-for-20 over a 5 game span, 4/17-22 with 3 doubles, a triple, 2 homers and 11 rbi...Hit safely in 10 of 11 games (.439, 41-18), June 7 (1)-16 with 7 rbi.

Promoted to Hagerstown, 7/21...Hit .342 (38-13) in his 1st 11 games with the Suns...Drove in 16 runs over a 16-game span, 7/26-8/9...Hit .366 (41-15, hr-2, rbi-15) at Hagerstown's Municipal Stadium and just .258 (66-17) on the road.

1990: Tied for 2nd in the Midwest League with 18 home runs...Hit 2 homers in a game twice, 4/29 vs Madison and 6/6 vs Beloit...Had 3 hits in a game 5 times and 3 rbi in a game 4 times.

1989: Finished 3rd in the NY-Penn League with 45 walks and tied for 3rd with 10 home runs.

Personal: Played Little League, Babe Ruth League and American Legion (Post 71) baseball with West Haven (CT)...Graduated from West Haven (CT) HS in '85...Lettered in baseball, basketball and football...Attended Norfolk (VA) State and lettered in baseball and football.

WILEY, Michael Ray (LHP)

KANE COUNTY

Hgt: 6-0 Wgt: 175 B: L T: L Signed by: Lane Decker
Born: Dec 28, '70, Morrilton, AR Resides: Conway, AR Acquired: Orioles 41st pick in June, '90 draft.

Year	Club	CLS	W-	L	ERA	G	GS	CG	SHO	SV	IP	H	R	ER	BB	SO
1990	Bluefield	R	5-	2	3.84	11	9	2	2	0	58.2	59	30	25	9	51
1991	Kane County	A	5-	4	2.43	23	9	0	0	0	85.1	71	26	23	41	59

PRO TOTALS 10- 6 3.00 34 18 2 2 0 144 130 56 48 50 110
1991: Split time between the rotation and the bullpen...Was 4-4 with a 3.15 era as a starter (gs-9, ip-54.1, h-44, er-19, bb-23, so-36) and 1-0 with a 1.16 era in 14 appearances out of the bullpen (ip-31.0, h-27, er-4, bb-18, so-23)...Did not allow an earned run in his 1st 9 relief appearances, but had one start during the scoreless stretch, yielding 4 earned runs in 5 innings...Was touched for 2 earned runs in each of his last 7 starts, working into the 7th inning in all but 2 of those starts.

1990: For Bluefield, pitched a pair of complete-game shutouts, 7/16 vs Huntington and 8/5 vs Martinsville...Struck out 8 in 6.1 innings, 7/31 at

Huntington...From his 3rd game to the end of the season, he was 5-1.

Personal: Played Little League, Babe Ruth League and American Legion baseball with Conway (AR)...Graduated from Conway (AR) HS in '89...Lettered in baseball and football...Attended Connors State (OK) College.

WILLIAMS, Jeffrey Jay (RHP)

HAGERSTOWN

Hgt: 6-4 Wgt: 230 B: R T: R Signed by: Lane Decker
Born: Apr 16, '69, Salina, KS Resides: Wichita, KS Acquired: Orioles 3rd pick in June, '90 draft.

Year	Club	CLS	W-	L	ERA	G	GS	CG	SHO	SV	IP	H	R	ER	BB	SO
1990	Bluefield	R	2-	0	1.59	9	0	0	0	0	11.1	7	3	2	5	14
	Frederick	A	2-	1	4.68	16	0	0	0	1	25	23	17	13	17	31
1991	Frederick	A	1-	2	2.70	12	0	0	0	6	16.2	17	6	5	6	20
	Hagerstown	AA	3-	5	2.60	39	0	0	0	17	55.1	52	23	16	32	42

PRO TOTALS 8- 8 2.99 76 0 0 0 24 108.1 99 49 36 60 107
1991: Allowed just 2 earned runs over a 9 game stretch (ip-12.2) 4/17-5/10, picking up 1 win and 4 saves...Promoted to Hagerstown (AA), 5/13...Finished with 47 Rolands relief points, 3rd in the Eastern League...Was also 3rd in the league in saves (17).

Did not allow a run over 7 consecutive appearances, 6/1-12, earning a win and 4 saves in the process...Pitched a season-high 3.1 innings 7/19 against Williamsport, fanning 6. Did not allow a run over his last 6 appearances (sv-3, ip-9.2, so-12).

1990: Allowed only 2 runs in his 9 games at Bluefield, both in same game...His 1st 7 appearances were scoreless.

Personal: Graduated from Wichita North (KS) HS in '87...Lettered in baseball, basketball and football...Played football on same HS team with Heisman Trophy winner Barry Sanders (now with NFL Detroit Lions).

Attended Wichita State University, majoring in advertising... Played on team which won NCAA title in College World Series.

WILLIAMS, Paul Jr. (C-1B)

ROCHESTER

Hgt: 6-1 Wgt: 217 B: R T: R Signed by: Milt Bolling (Red Sox) Born: Aug 9, '68, Houston, TX Resides: Houston, TX Acquired: Selected from the New York Mets in the AAA phase of the Rule V draft, Dec 8, '91.

Year	Club	CLS	AVG.	G	AB	R	H	2B	3B	HR	RBI	BB	SO	SB	CS	HP
1986	Elmira	A	.228	28	79	10	18	4	2	1	5	6	27	0	0	0
1987	Greensboro	A	.257	63	206	17	53	13	0	3	26	18	44	0	0	4
1988	Winter Haven	A	.224	91	340	32	76	14	1	7	35	13	83	0	0	3
1989	Winter Haven	A	.228	82	263	25	60	14	1	12	41	26	44	0	0	2
1990	Lynchburg	A	.236	113	394	58	93	14	4	16	64	58	69	3	1	
1991	Williamsport	AA	.259	133	463	62	120	29	1	8	72	69	75	0	4	4

PRO TOTALS .241 510 1745 204 420 88 9 47 243 190 342 3 5 17
1991: Appeared in 117 games at 1B for Williamsport and 7 behind the plate...Placed 2nd on the team (behind Jeromy Burnitz' 85) in rbi with 72...Led the team with 29 doubles...1990: Led Lynchburg (A) with 64 rbi...Hit 2 homers and drove in 5 runs, 5/8 against Salem...Was 3-for-5 with a double, 2 homers, including a grand slam, and 6 rbi, 5/24 at Salem.

Personal: Attended Smiley (TX) HS...Originally selected by the Boston Red Sox in the 2nd round of the June, '86...Was traded to the Mets as the player-to-be-named-later (named Nov 19, '90) with Greg Hansell and Ender Perozo for Mike Marshall, July 27, '90.

WINGET, Jeremy Brett (1B)

GULF COAST

Hgt: 6-1 Wgt: 195 B: L T: L Signed by: Logan White
Born: June 5, '73, Murray, UT Resides: Murray, UT Acquired: Orioles 21st round pick in June, '91 draft.

Year	Club	CLS	AVG.	G	AB	R	H	2B	3B	HR	RBI	BB	SO	SB	CS	HP
1990	Gulf Coast	R	.238	41	130	14	31	3	0	0	16	10	22	3	2	1

1991: Went 4-for-32 (.125) in his 1st 10 games for Gulf Coast, then hit .306 (98-30) over his remaining 31 games...Had 4 rbi, 8/7 against the Rangers.

Personal: Played Little League, Base Ruth league and American Legion as a youth...A 1991 graduate from Murray (UT) High School...Lettered in 3 sports at Murray.

YACOPINO, Edward (OF)

ROCHESTER

Hgt: 6-0 Wgt: 170 B: S T: L Signed by: Joe Heidrer (Pirates) Born: Sep 19, '65, Aliquippa, PA Resides: Aliquippa, PA Acquired: Signed as a free

agent, June 20, '91.

Year	Club	CLS	AVG.	G	AB	R	H	2B	3B	HR	RBI	BB	SO	SB	CS	HP
1987	Macon	A	.247	117	344	67	85	13	2	4	38	43	52	17	6	7
1988	Salem	A	.263	66	262	40	69	11	4	7	34	24	34	16	4	0
	Harrisburg	AA	.230	34	113	13	26	3	1	0	12	12	13	6	5	1
1989	Harrisburg	AA	.264	94	337	36	89	19	2	7	33	19	50	9	4	4
1990	Harrisburg	AA	.290	96	362	39	105	19	4	4	26	57	5	3	3	3
	Buffalo	AAA	.250	26	72	7	18	1	0	0	4	2	13	1	1	0
1991	Carolina	AA	.224	42	147	19	33	2	1	0	14	21	26	3	1	0
	Hagerstown	AA	.343	69	268	51	92	16	4	2	47	35	42	4	5	1
PRO TOTALS			.271	544	1905	272	517	84	18	24	231	182	287	61	29	16

1991: Began the year in the Pirates organization and was assigned to Carolina (AA)...Hit only .224 (147-33) and was released in mid-June.

Signed by the Orioles, 6/20/91 and assigned to Hagerstown (AA)...Finished with the highest batting average in the organization (min. 250 at-bats)...Reached via a hit or a walk in 61 of 69 games with the Suns, including 26 of 28 during the month of July...Longest hitless streak was just 2 games...Had 3 4-hit games, 7/5, 7/21 & 8/30...Had 26 multi-hit games during the season.

Hit just .258 (31-8) over his 1st 9 games, June 21-30...Had a mammoth July, batting .420 (112-47) in 28 games with a home run and 25 rbi...Was chosen as Eastern League player-of-the-week on 2 different occasions during the month: 7/1-7 (.522, 23-12, 2bh-3, 3bh-2, rbi-8), and 7/15-21 (.419, 31-13, hr-1, rbi-7)...Had a 10-game hitting streak, 7/17-27, when he hit .438 (48-21) and 12 rbi...Was 3-for-5 with 2 triples, 6 rbi and 2 runs scored in the final game of the streak, 7/27...Drove in 22 runs in 30 games during Aug...Did not qualify (insufficient plate appearances) for the Eastern League batting title...Would have placed 10 points higher than EL champ **Matt Stairs** (.333) of Harrisburg.

1990: Was promoted to Buffalo (AAA) in July.

Personal: Originally signed by the Pirates as a non-drafted free agent, Aug 9, '86...Is of Polish and Italian descent... A 1983 graduate of Aliquippa (PA) HS where he played baseball and basketball. Attended Northeastern Oklahoma JC for 2 years and Southwestern Louisiana University for 1 year...Was teammate of current Bucs' **Jeff King**, **Randy Tomlin**, **Stan Belinda** and **John Wehner**, among others while playing in the Pittsburgh system.

YAUGHN, Kip Edwin (RHP)

FREDERICK

Hgt: 6-0 Wgt: 180 Bats: R Throws: R Signed by: Logan White Born: July 20, '69, Walnut Creek, CA Resides: Concord, CA Acquired: Orioles 13th pick in June, '89 draft.

Year	Club	CLS	W-	L	ERA	G	GS	CG	SHO	SV	IP	H	R	ER	BB	SO
1990	Wausau	A	2-	4	5.29	10	10	0	0	0	51	46	32	30	29	47
1991	Frederick	A	11-	8	3.94	27	27	1	0	0	162	168	88	71	76	155
PRO TOTALS			13-	12	4.27	37	37	1	0	0	213	214	120	101	105	202

1991: Missed only one start all year (because of rain)...Tied for 3rd in the circuit with 27 starts...Placed 2nd in the league in strikeouts with 155...Was named to the mid-season all-star team...Struggled over the year's 1st month, posting a 6.30 era in April (ip-20, h-25, er-14, bb-11, so-23)...Won 4 consecutive starts, May 10-25 (ip-22.2, h-26, er-8, bb-6, so-22).

Posted a 2.41 era in 6 starts during the month of June (ip-37.1, h-34, er-10, bb-15, so-32)...Was 8-3 at Frederick's Harry Grove Stadium, just 3-5 on the road.

1990: Fanned 9 in 6.2 innings, 8/7 at Rockford.

Personal: Played Little League and Babe Ruth League with Antioch (CA) and American Legion baseball with Clayton Valley (CA)...Graduated from Clayton Valley HS in '88 but also attended Antioch HS...Attended Arizona State University.

ZAUN, Gregory Owen (C)

KANE COUNTY

Hgt: 5-10 Wgt: 170 B: S T: R Signed by: Paul Fryer Born: Apr 14, '71, Glendale, CA Resides: Glendale, CA Acquired: Orioles 17th pick in June, '89 draft.

Year	Club	CLS	AVG.	G	AB	R	H	2B	3B	HR	RBI	BB	SO	SB	CS	HP
1990	Wausau	A	.130	37	100	3	13	0	1	1	7	7	17	0	0	1
	Bluefield	R	.310	61	184	29	57	5	2	2	21	23	15	5	5	1
1991	Kane County	A	.274	113	409	67	112	17	5	4	51	50	41	4	4	2
PRO TOTALS			.263	211	693	99	182	22	8	7	79	80	73	9	9	4

1991: Was named to the Midwest League's mid-season all-star team...Led Kane County in runs (67), and walks (50)...Hit only .182 during the month

of Apr (44-8)...Batted .317 (82-26) during the month of June...Hit .538 (26-14) with 2 doubles, 1 triples, 6 rbi and 9 runs in 6-game stretch, 6/22-7/2...Reached base via hit or walk in 19 of 20 games, Aug 13-31 and hit .330 (88-29) with 14 rbi...Appeared in 97 games behind the plate.

1990: At Wausau (A), homered and had 3 rbi, Apr 18 vs Peoria...With Bluefield (Rookie), had 4 hits and 3 rbi in a game, 8/25 vs Elizabethton...Had a couple of 7-game hit streaks...Pitched one inning of a game, Aug 31 at Pulaski.

Personal: Graduated from St. Francis (CA) HS in '89...Nephew of former/current Orioles catcher, **Rick Dempsey**.

SELECTED LIFETIME MATCHUPS

BOSTON RED SOX & ORIOLES

Note: If a home run is not listed, player has not hit any career homers off indicated pitcher. (Pitchers' names in all caps.)

TOM BOLTON: C. Ripken-.400 (10-4)...**ROGER CLEMENS:** Devereaux-.071 (14-1); Horn-.000 (7-0), so-4; Hulett-.278 (18-5); Milligan-.273 (11-3); Orsulak-.292 (24-7); B. Ripken-.167 (12-2); C. Ripken-.326 (46-15), hr-1...**DANNY DARWIN:** Evans-.273 (44-12), hr-3; C. Ripken-.306 (36-11), hr-1.
MIKE GARDINER: Devereaux-.300 (10-3); Orsulak-.222 (9-2); C. Ripken-.222 (9-2), hr-1; **JEFF GRAY:** Horn-.250 (4-1), hr-1; **GREG HARRIS:** Davis-.455 (11-5), hr-1; Devereaux-.200 (15-3); Evans-.133 (15-2), hr-1; Horn-.267 (15-4), hr-1; Orsulak-.176 (17-3); C. Ripken-.308 (26-8)...**JOE HESKETH:** Davis-.308 (13-4), hr-3; Milligan-.714 (7-5), hr-1, so-2; C. Ripken-.250 (8-2), hr-2.
DENNIS LAMP: Evans-.474 (19-9); Hoiles-.750 (4-3), hr-1; B. Ripken-.167 (12-2); C. Ripken-.333 (36-12), hr-2...**DAN PETRY:** Evans-.368 (57-21), hr-4; Hulett-.500 (4-2), hr-1; C. Ripken-.217 (60-13), hr-1...**JEFF REARDON:** Evans-.000 (7-0), so-3; Horn-.500 (4-2), hr-1; Milligan-.333 (3-1), hr-1; Orsulak-.083 (12-1); C. Ripken-.250 (8-2)...**MATT YOUNG:** Devereaux-.200 (10-2); Evans-.348 (23-8), hr-1; Hulett-.235 (17-4); C. Ripken-.474 (19-9), hr-1.
MIKE FLANAGAN: Boggs-.438 (32-14); Brunansky-.306 (36-11), hr-1; Burks-.000 (10-0); Greenwell-.133 (15-2); Reed-.154 (13-2); Romine-.364 (11-4)...**BEN MCDONALD:** Burks-.250 (4-1), hr-1...**JOSE MESA:** Boggs-.556 (18-10); Burks-.200 (15-3); Clark-.600 (5-3), hr-1; Greenwell-.111 (18-2); Reed-.429 (14-6).
BOB MILACKI: Boggs-.385 (13-5); Brunansky-.167 (6-1); Burks-.375 (8-3); Reed-.167 (12-2)...**GREGG OLSON:** Boggs-.333 (3-1); Burks-.000 (7-0); Greenwell-.167 (6-1)...**MARK WILLIAMSON:** Boggs-.500 (14-7), hr-1; Brunansky-.167 (6-1); Greenwell-.400 (15-6); Reed-.125 (8-1).

CALIFORNIA ANGELS & ORIOLES

Note: If a home run is not listed, player has not hit any career homers off indicated pitcher. (Pitchers' names in all caps.)

JIM ABBOTT: Devereaux-.462 (13-6), hr-1; Evans-.091 (22-2); Milligan-.231 (13-3); B. Ripken-.000 (7-0); C. Ripken-.444 (9-4); Worthington-.100 (10-1)...**SCOTT BAILES:** Evans-.417 (12-5), hr-3; Orsulak-.286 (7-2); B. Ripken-.267 (15-4); C. Ripken-.056 (18-1), hr-1...**BERT BLYLEVEN:** Anderson-.000 (7-0); Horn-.077 (13-1); Hulett-.083 (12-1); Orsulak-.333 (12-4); B. Ripken-.308 (13-4); C. Ripken-.295 (61-18), hr-3; Worthington-.273 (11-3), hr-1.
MARK EICHHORN: Anderson-.500 (6-3); Evans-.304 (23-7); C. Ripken-.250 (20-5), hr-2...**CHUCK FINLEY:** Devereaux-.080 (25-2); Evans-.200 (20-4); Gomez-.1000 (3-3), 2b-1, hr-1; Hoiles-.375 (8-3), hr-1; Ch. Martinez-.667 (3-2), 2b-1, hr-1; Milligan-.235 (17-4), hr-2, so-7; B. Ripken-.333 (24-8); C. Ripken-.179 (39-7), hr-1; Worthington-.267 (15-4)...**BRYAN HARVEY:** Ch. Martinez-.1000 (1-1), hr-1; Milligan-.500 (4-2), hr-1; C. Ripken-.111 (9-1).
MARK LANGSTON: Anderson-.091 (11-1); Devereaux-.263 (19-5); Evans-.298 (47-14), hr-3; Gomez-.167 (6-1), hr-1; Milligan-.063 (16-1); Orsulak-.143 (7-1); B. Ripken-.375 (24-9); C. Ripken-.350 (60-21), hr-1.
BOB MCCLURE: Evans-.440 (25-11), hr-1; C. Ripken-.133 (15-2); J.D. ROBINSON: Davis-.176 (17-3); Orsulak-.400 (10-4).
MIKE FLANAGAN: Gaetti-.289 (38-11), hr-3; D. Hill-.300 (10-3); Parrish-.253 (75-19), hr-6; Schofield-.400 (15-6)...**BEN MCDONALD:** Gaetti-.222

(9-2), hr-1; **Parrish**-.000 (11-0), so-5; **Polonia**-.385 (13-5), hr-1; **Schofield**-.200 (10-2); **Sojo**-.385 (13-5)...**JOSE MESA**: **Felix**-.167 (6-1); **Gaetti**-.250 (4-1); **Parrish**-.333 (6-2); **Polonia**-.500 (6-3); **Sojo**-.000 (6-0).
BOB MILACKI: **Felix**-.429 (7-3); **Gaetti**-.421 (19-8); **Gallagher**-.455 (11-5); **Parrish**-.182 (11-2), hr-1; **Polonia**-.385 (13-5)...**GREGG OLSON**: **Felix**-.143 (7-1); **Gaetti**-.429 (7-3); **Parrish**-.167 (6-1); **Polonia**-.333 (6-2)...**MARK WILLIAMSON**: **Gaetti**-.182 (11-2); **Gallagher**-.667 (6-4), hr-1; **Parrish**-.333 (9-3).

CHICAGO WHITE SOX & ORIOLES

Note: If a home run is not listed, player has not hit any career homers off indicated pitcher. (Pitchers' names in all caps.)

ALEX FERNANDEZ: **Orsulak**-.429 (7-3); **Davis**-.333 (3-1), hr-1; **Devereaux**-.000 (6-0); **C. Ripken**-.333 (6-2), hr-1...**GREG HIBBARD**: **Devereaux**-.125 (16-2); **Evans**-.455 (11-5); **Milligan**-.286 (14-4); **C. Ripken**-.077 (13-1)...**CHARLIE HOUGH**: **Anderson**-.125 (16-2); **J. Bell**-.500 (6-3); **Devereaux**-.286 (14-4); **Evans**-.312 (77-24), 2b-7, hr-4; **Horn**-.235 (17-4), hr-2; **Hulett**-.125 (16-2), hr-1; **Milligan**-.214 (14-3); **Orsulak**-.214 (14-3); **B. Ripken**-.160 (25-4); **C. Ripken**-.234 (64-15), hr-1; **Worthington**-.167 (12-2), hr-1.

JACK McDOWELL: **Devereaux**-.214 (14-3); **Evans**-.118 (17-2); **Horn**-.182 (11-2); **Milligan**-.250 (16-4), hr-1; **Orsulak**-.474 (19-9), hr-2; **B. Ripken**-.077 (13-1); **C. Ripken**-.417 (24-10)...**KIRK McCASKILL**: **Anderson**-.000 (8-0); **Devereaux**-.467 (15-7), hr-2; **Evans**-.229 (35-8), hr-1; **Gomez**-.000 (6-0); **Hoiles**-.143 (7-1), hr-1; **Horn**-.294 (17-5), hr-1; **Milligan**-.133 (15-2); **Orsulak**-.269 (26-7), hr-1; **B. Ripken**-.235 (17-4); **C. Ripken**-.229 (48-11), hr-1.

MELIDO PEREZ: **Evans**-.286 (14-4), so-5, hr-1; **Horn**-.200 (5-1), hr-1; **Milligan**-.375 (8-3), hr-2; **Orsulak**-.200 (15-3); **B. Ripken**-.286 (7-2); **C. Ripken**-.067 (15-1); **Worthington**-.143 (7-1)...**BOBBY THIGPEN**: **Evans**-.154 (13-2); **Hoiles**-.500 (2-1), hr-1; **Horn**-.111 (9-1), so-5; **Orsulak**-.333 (12-4); **C. Ripken**-.308 (13-4), hr-1.

MIKE FLANAGAN: **Fisk**-.328 (61-20), hr-0; **Fletcher**-.250 (44-11), hr-1; **Guillen**-.500 (22-11), hr-1; **Kittle**-.207 (29-6); **L. Johnson**-.111 (9-1)...**BEN McDONALD**: **Fisk**-.182 (11-2); **Fletcher**-.250 (8-2); **Guillen**-.364 (11-4); **L. Johnson**-.182 (11-2); **Raines**-.125 (8-1); **Thomas**-.250 (8-2), hr-1; **Ventura**-.231 (13-3).

BOB MILACKI: **Fisk**-.111 (9-1); **Fletcher**-.000 (7-0); **Guillen**-.235 (17-4); **L. Johnson**-.333 (12-4); **Pasqua**-.000 (8-0); **Thomas**-.667 (3-2), hr-1; **Ventura**-.250 (8-2), hr-1...**MIKE MUSSINA**: **Pasqua**-.000 (5-0); **Raines**-.500 (6-3); **Thomas**-.833 (6-5), 2b-3, hr-1; **Ventura**-.333 (6-2)...**GREGG OLSON**: **Fletcher**-.167 (6-1); **Guillen**-.286 (7-2); **Raines**-.000 (3-0), so-2...**MARK WILLIAMSON**: **Fisk**-.143 (7-1); **Fletcher**-.100 (10-1); **Guillen**-.133 (15-2).

CLEVELAND INDIANS & ORIOLES

Note: If a home run is not listed, player has not hit any career homers off indicated pitcher. (Pitchers' names in all caps.)

JOHN FARRELL: **Devereaux**-.375 (8-3), hr-1; **Evans**-.200 (20-4), hr-1; **Orsulak**-.353 (17-6); **B. Ripken**-.250 (12-3); **C. Ripken**-.217 (23-5), hr-1; **Worthington**-.333 (12-4)...**SHAWN HILLEGAS**: **Anderson**-.400 (5-2); **Davis**-.125 (8-1); **Evans**-.429 (7-3); **Hoiles**-.000 (3-0), so-2; **Horn**-.000 (4-0), so-2; **Milligan**-.167 (6-1), hr-1, so-2; **Orsulak**-.375 (8-3); **C. Ripken**-.143 (7-1)...**DOUG JONES**: **Evans**-.333 (12-4); **Orsulak**-.250 (8-2); **B. Ripken**-.167 (6-1), so-3; **C. Ripken**-.556 (18-10), 2b-3, hr-1.

ERIC KING: **Anderson**-.077 (13-1); **Devereaux**-.250 (12-3); **Evans**-.389 (18-7); **Horn**-.286 (7-2), hr-1; **Hulett**-.000 (8-0); **Milligan**-.176 (17-3), hr-1; **Orsulak**-.227 (22-5), hr-2; **B. Ripken**-.273 (11-3); **C. Ripken**-.195 (41-8), hr-1; **Worthington**-.071 (14-1)...**CHARLES NAGY**: **Anderson**-.500 (4-2); **Devereaux**-.333 (9-3); **Horn**-.429 (7-3); **Hulett**-.400 (5-2), hr-1; **Milligan**-.400 (5-2), hr-1; **Orsulak**-.500 (6-3); **C. Ripken**-.125 (8-1), hr-1...**ROD NICHOLS**: **Anderson**-.000 (5-0); **Devereaux**-.231 (13-3); **Evans**-.125 (8-1); **Horn**-.167 (6-1), hr-1; **Hulett**-.444 (9-4), hr-1; **Milligan**-.154 (13-2); **Orsulak**-.200 (5-1); **B. Ripken**-.200 (5-1); **C. Ripken**-.333 (12-4), hr-2.

STEVE OLIN: **Anderson**-.333 (6-2); **Devereaux**-.143 (7-1); **Evans**-.000 (5-0); **Horn**-.000 (4-0), so-3; **C. Ripken**-.333 (6-2)...**JESSE OROSCO**: **Davis**-.286 (7-2), so-3; **Devereaux**-.143 (7-1), hr-1; **Milligan**-.500 (4-2), hr-1; **B. Ripken**-.200 (5-1); **C. Ripken**-.167 (6-1)...**DAVE OTTO**: **Davis**-.000 (5-0); **Devereaux**-.143 (7-1); **Evans**-.333 (6-2); **Gomez**-.200 (5-1); **Hoiles**-.800 (5-4); hr-2;

Mercedes-.000 (5-0), so-2; **Milligan**-.000 (4-0); **B. Ripken**-.400 (5-2); **C. Ripken**-.000 (5-0)...**RUDY SEANEZ**: **Evans**-.143 (7-1), so-5; **C. Ripken**-.000 (2-0).

JEFF SHAW: **Anderson**-.667 (3-2); **Devereaux**-.500 (2-1), hr-1; **Hulett**-.1.000 (2-2); **Milligan**-.000 (2-0); **C. Ripken**-.500 (2-1)...**SERGIO VALDEZ**: **Anderson**-.000 (5-0); **Devereaux**-.375 (8-3), 2b-2; **Evans**-.222 (9-2); **Hoiles**-.1.000 (1-1), hr-1; **Horn**-.000 (6-0); **Milligan**-.000 (3-0); **Orsulak**-.250 (4-1); **B. Ripken**-.500 (8-4), 2b-2; **C. Ripken**-.200 (5-1), bb-3...**MIKE WALKER**: **Devereaux**-.000 (4-0); **Evans**-.000 (4-0); **B. Ripken**-.750 (4-3); **C. Ripken**-.333 (3-1).

MIKE FLANAGAN: **Browne**-.333 (15-5); **Cole**-.1.000 (1-1); **Fermin**-.250 (4-1); **Lewis**-.667 (3-2); **Carlos Martinez**-.000 (9-0); **Skinner**-.154 (13-2)...**BEN McDONALD**: **Baerga**-.000 (4-0), so-2; **Browne**-.000 (4-0); **Cole**-.000 (4-0); **Fermin**-.333 (3-1); **James**-.000 (4-0)...**BOB MILACKI**: **Allred**-.667 (3-2), hr-1; **S. Alomar**-.000 (10-0); **Baerga**-.235 (17-4); **Belle**-.273 (11-3); **Browne**-.368 (19-7), hr-1; **Cole**-.308 (13-4); **Glenallen Hill**-.571 (7-4); **James**-.000 (9-0); **Lewis**-.125 (8-1); **Carlos Martinez**-.500 (18-9), 2b-5, hr-1; **Skinner**-.333 (6-2); **Thome**-.500 (4-2); **Whiten**-.500 (4-2), 2b-2.

MIKE MUSSINA: **Belle**-.286 (7-2); **Browne**-.1.000 (1-1); **Cole**-.250 (4-1); **Lewis**-.500 (4-2); **Thome**-.000 (3-0)...**GREGG OLSON**: **S. Alomar**-.667 (3-2); **Baerga**-.200 (5-1), hr-1, so-3; **Belle**-.000 (2-0); **Browne**-.167 (6-1); **Fermin**-.500 (2-1), 2b-1; **Thome**-.000 (3-0), so-2.

ARTHUR RHODES: **Belle**-.400 (5-2), hr-1, so-2; **Fermin**-.1.000 (2-2); **Lewis**-.667 (3-2); **Carlos Martinez**-.250 (4-1); **Skinner**-.400 (5-2), so-2; **Thome**-.000 (3-0), so-3...**ANTHONY TELFORD**: **Belle**-.667 (3-2), 2b-2; **Browne**-.500 (4-2); **Cole**-.000 (7-0)...**MARK WILLIAMSON**: **Baerga**-.400 (5-2), so-2; **Belle**-.333 (3-1), hr-1; **Browne**-.333 (9-3); **Fermin**-.200 (5-1); **Carlos Martinez**-.091 (11-1); **Skinner**-.364 (11-4).

DETROIT TIGERS & ORIOLES

Note: If a home run is not listed, player has not hit any career homers off indicated pitcher. (Pitchers' names in all caps.)

SCOTT ALDRED: **Davis**-.167 (6-1), hr-1; **C. Ripken**-.571 (7-4), hr-2; **Segui**-.1.000 (3-3)...**JOHN CERUTTI**: **Devereaux**-.083 (12-1); **Evans**-.263 (19-5); **Milligan**-.500 (10-5); **C. Ripken**-.345 (29-10), hr-2; **Segui**-.200 (5-1), hr-1...**PAUL GIBSON**: **Orsulak**-.444 (9-4)...**BILL GULLICKSON**: **Davis**-.240 (25-6); **Horn**-.286 (14-4), hr-2; **Orsulak**-.409 (22-9); **C. Ripken**-.143 (14-2), hr-1. **MARK LEITER**: **Devereaux**-.200 (10-2), so-5; **Ch. Martinez**-.429 (7-3), hr-2; **C. Ripken**-.400 (10-4)...**STEVE SEARCY**: **Gomez**-.1.000 (1-1), hr-1; **Horn**-.1.000 (1-1), hr-1; **C. Ripken**-.375 (8-3), hr-1.

FRANK TANANA: **Devereaux**-.190 (21-4); **Evans**-.176 (74-13), hr-3, bb-12, so-13; **Hulett**-.294 (17-5), hr-1; **Milligan**-.353 (17-6), hr-1; **B. Ripken**-.308 (26-8); **C. Ripken**-.250 (76-19), hr-1...**WALT TERRELL**: **Anderson**-.700 (10-7); **Davis**-.400 (10-4); **Evans**-.303 (33-10), hr-1; **Horn**-.571 (7-4), hr-1; **Hulett**-.083 (12-1); **Orsulak**-.300 (20-6), hr-2; **B. Ripken**-.000 (13-0); **C. Ripken**-.366 (41-15), hr-1.

MIKE FLANAGAN: **Allanson**-.600 (10-6); **Bergman**-.000 (7-0); **Bernazard**-.350 (20-7), hr-1; **Deer**-.263 (19-5), hr-2; **Fielder**-.357 (14-5); **Gladden**-.476 (21-10), hr-1; **Incaviglia**-.238 (21-5), hr-1, so-8; **Moseby**-.265 (34-9), hr-1; **Phillips**-.400 (25-10); **Tettleton**-.167 (12-2); **Trammell**-.327 (101-33), hr-3; **Whitaker**-.229 (70-16)...**BEN McDONALD**: **Fielder**-.500 (8-4), hr-1; **Gladden**-.250 (4-1); **Incaviglia**-.1.000 (3-3), 2b-2, hr-1; **Trammell**-.000 (5-0); **Whitaker**-.125 (8-1).

JOSE MESA: **Fielder**-.167 (6-1), so-4; **Gladden**-.000 (3-0); **Moseby**-.600 (5-3), hr-1; **Phillips**-.667 (6-4); **Tettleton**-.200 (5-1), hr-1; **Trammell**-.375 (8-3); **Whitaker**-.429 (7-3)...**BOB MILACKI**: **Allanson**-.111 (9-1); **Bergman**-.217 (23-5); **Deer**-.571 (7-4); **Fielder**-.182 (11-2), hr-1; **Gladden**-.200 (20-4); **Incaviglia**-.462 (13-6), hr-3; **Moseby**-.333 (15-5); **Phillips**-.188 (16-3); **Salas**-.200 (10-2), hr-1; **Tettleton**-.429 (7-3); **Trammell**-.077 (26-2); **Whitaker**-.161 (31-5), hr-1.

MIKE MUSSINA: **Fielder**-.000 (5-0), so-2; **Gladden**-.250 (8-2); **Tettleton**-.286 (7-2), hr-1; **Whitaker**-.000 (6-0)...**OLSON**: **Fielder**-.000 (5-0); **Fryman**-.000 (5-0), so-3; **Gladden**-.500 (4-2), 3b-1; **Moseby**-.000 (5-0), so-2; **Incaviglia**-.000 (7-0), so-6; **Trammell**-.429 (7-3)...**MARK WILLIAMSON**: **Deer**-.154 (13-2); **Gladden**-.125 (8-1); **Incaviglia**-.188 (16-3), hr-2; **Moseby**-.083 (12-1); **Phillips**-.364 (11-4); **Trammell**-.167 (12-2); **Whitaker**-.308 (13-4).

KANSAS CITY ROYALS & ORIOLES

Note: If a home run is not listed, player has not hit any career homers off indicated pitcher. (Pitchers' names in all caps.)

KEVIN APPIER: Devereaux-143 (7-1); Gomez-667 (6-4); Horn-000 (5-0), so-3; Hulett-200 (5-1); Milligan-250 (8-2); Orsulak-222 (9-1); B. Ripken-200 (5-1); C. Ripken-500 (10-5); Segui-667 (3-2)...**LUIS AQUINO:** Anderson-000 (11-0); Bell-800 (5-4); Davis-000 (3-0); Devereaux-200 (10-2), hr-1; Evans-333 (3-1), hr-1; Gomez-000 (4-0); Hoiles-500 (6-3); Horn-143 (7-1); Milligan-125 (8-1); Orsulak-357 (14-5); B. Ripken-143 (7-1); C. Ripken-294 (17-5); Worthington-167 (6-1).

MIKE BODDICKER: Anderson-438 (16-7), 2b-2; Devereaux-333 (6-2); Evans-300 (30-9), hr-1; bb-7; Gomez-400 (5-2); Horn-143 (7-1); Hulett-263 (19-5); Milligan-200 (10-2); Orsulak-278 (18-5); B. Ripken-214 (14-3); C. Ripken-250 (24-6); Worthington-100 (10-1)...**STEVE CRAWFORD:** Anderson-429 (7-3), hr-1; Devereaux-429 (7-3); Horn-400 (5-2), 2b-1; Milligan-286 (7-2); Orsulak-500 (4-2); B. Ripken-400 (5-2); C. Ripken-083 (12-1), 3b-1.

MARK DAVIS: G. Davis-190 (21-4), hr-3; Devereaux-667 (6-4); Hulett-333 (3-1), hr-1; C. Ripken-000 (1-0)...**TOM GORDON:** Anderson-091 (11-1); Devereaux-222 (9-2), 2b-1, 3b-1; Horn-429 (7-3), hr-1, so-3; Milligan-000 (3-0), so-2; Orsulak-182 (11-2), hr-2; B. Ripken-500 (4-2); C. Ripken-308 (13-4), hr-2; Worthington-333 (6-2).

MARK GUBICZA: Anderson-333 (21-7); Devereaux-143 (7-1); Evans-208 (53-11); hr-3, bb-9; Horn-133 (15-2), so-6; Hulett-125 (8-1); Milligan-500 (10-5); 2b-1, 3b-1, hr-2; Orsulak-214 (28-6); B. Ripken-059 (17-1); C. Ripken-358 (53-19), 2b-5, 3b-1, bb-4; Worthington-214 (14-3), hr-1...**ANDY McGAFFIGAN:** Davis-333 (12-4); Orsulak-100 (10-1)...**JEFF MONTGOMERY:** Anderson-375 (8-3), hr-1; Devereaux-250 (12-3); Evans-143 (7-1); Horn-571 (7-4), hr-1; Hulett-400 (5-2), hr-1, so-3; Milligan-000 (8-0); Orsulak-462 (13-6); C. Ripken-417 (12-5), 2b-2.

MIKE FLANAGAN: Brett-310 (87-27), 2b-3, 3b-1, hr-2, bb-2, so-9; Gibson-225 (40-9), hr-1, so-12; Joyner-200 (15-3); Macfarlane-250 (8-2); B. McRae-250 (4-1); Seitzer-467 (15-7); Stillwell-400 (10-4); Tartabull-375 (16-6); **TODD FROHWIRTH:** Benzinger-667 (3-2); Macfarlane-000 (4-0), so-2; Carmelo Martinez-286 (7-2), so-3; B. McRae-600 (5-3); Tartabull-333 (6-2), hr-1.

BEN McDONALD: Brett-143 (7-1); Eisenreich-286 (7-2); Gibson-333 (3-1); Joyner-222 (9-2); Mayne-200 (5-1); B. McRae-200 (5-1); Seitzer-400 (5-2); Stillwell-167 (6-1); Tartabull-500 (6-3), hr-1...**JOSE MESA:** Benzinger-125 (8-1); Brett-375 (8-3), 2b-2; Gibson-333 (12-4); Joyner-250 (4-1); McRae-250 (8-2); Seitzer-667 (3-2); Shumpert-333 (3-1), hr-1; Tartabull-833 (6-5), 2b-3.

BOB MILACKI: Benzinger-000 (4-0); Brett-458 (24-11), 2b-4; Eisenreich-188 (16-3), hr-1; Gibson-125 (8-1); Joyner-235 (17-4), hr-1; Macfarlane-286 (7-2); B. McRae-000 (6-0), so-3; Seitzer-238 (21-5); Shumpert-000 (6-0); Stillwell-250 (16-4); Tartabull-333 (18-6), hr-1...**THURMAN-375 (8-3)**...**MIKE MUSSINA:** Benzinger-333 (3-1); Brett-000 (3-0); Gibson-000 (3-0), so-2; Mayne-333 (3-1); B. McRae-250 (4-1); Tartabull-333 (3-1), hr-1...**GREGG OLSON:** Brett-200 (10-2); Eisenreich-333 (3-1), bb-3; Joyner-143 (7-1); B. McRae-000 (3-0); Seitzer-300 (10-3); Stillwell-000 (8-0), so-7; Tartabull-556 (9-5), hr-0.

MARK WILLIAMSON: Benzinger-375 (8-3); Brett-417 (12-5), bb-5; Eisenreich-188 (16-3); Gibson-333 (6-2), hr-1; Joyner-231 (13-3), 2b-2; Macfarlane-700 (10-7), hr-1; McRae-400 (5-2); Seitzer-200 (20-4), 2b-3; bb-3; Shumpert-750 (4-3); Stillwell-333 (12-4), hr-1; Tartabull-267 (15-4), hr-2.

MILWAUKEE BREWERS & ORIOLES

Note: If a home run is not listed, player has not hit any career homers off indicated pitcher. (Pitchers' names in all caps.)

DON AUGUST: Anderson-083 (12-1); Bell-600 (5-3), 2b-1, 3b-1; Devereaux-154 (13-2); Gomez-333 (6-2), hr-1; Orsulak-250 (16-4); B. Ripken-222 (9-2); C. Ripken-222 (18-4), hr-2...**CHRIS BOSIO:** Evans-095 (21-2), so-8; Horn-154 (13-2), so-7; Orsulak-176 (17-3); B. Ripken-381 (21-8); C. Ripken-269 (26-7), hr-1...**K.D. BROWN:** Devereaux-500 (4-2), hr-2, bb-2; C. Ripken-167 (6-1).

CHUCK CRIM: Evans-455 (11-5), hr-1; Ch. Martinez-1.000 (1-1), hr-1;

Milligan-125 (8-1); Orsulak-000 (6-0); B. Ripken-125 (8-1); C. Ripken-533 (15-8), hr-1...**TEDDY HIGUERA:** Anderson-100 (10-1); Devereaux-333 (15-5), hr-1; Evans-135 (37-5), bb-9, so-9; Gomez-600 (5-3); Hulett-185 (27-5), hr-1; Milligan-333 (9-3); Orsulak-286 (14-4); B. Ripken-261 (23-6); C. Ripken-188 (48-9), hr-1.

MARK KNUDSON: Evans-375 (8-3), hr-1; B. Ripken-222 (9-2); C. Ripken-100 (10-1), hr-1; Worthington-091 (11-1)...**JAIME NAVARRO:** Devereaux-381 (21-8), 2b-3, hr-1; Evans-304 (23-7); Gomez-375 (8-3); Ch. Martinez-250 (4-1), hr-1; Milligan-389 (18-7); Orsulak-375 (16-6), hr-1; C. Ripken-261 (23-6)...**ED NUNEZ:** Evans-182 (11-2), hr-1; C. Ripken-278 (18-5), hr-1; **DAN PLESAC:** Evans-444 (9-4); Milligan-250 (4-1), hr-1; C. Ripken-133 (15-2).

RON ROBINSON: Davis-300 (30-9); Orsulak-000 (13-0); B. Ripken-143 (7-1); C. Ripken-111 (9-1)...**BILL WEGMAN:** Anderson-214 (14-3); Evans-067 (15-1); Horn-333 (9-3), hr-1; Orsulak-444 (9-4), hr-1; B. Ripken-750 (8-6); C. Ripken-200 (30-6), hr-2.

MIKE FLANAGAN: Gantner-160 (25-4); Molitor-377 (53-20), 2b-7, hr-1; Surhoff-357 (14-5); Sveum-167 (12-2), hr-1; Yount-415 (65-27), hr-2...**BEN McDONALD:** Gantner-083 (12-1); Hamilton-333 (12-4); Molitor-375 (16-6), 2b-1, 3b-1, hr-1; Spiers-300 (10-3); Stubbs-143 (7-1); Surhoff-214 (14-3), hr-1; Vaughn-300 (10-3), hr-1; Yount-385 (13-5)...**JOSE MESA:** Gantner-000 (7-0); Molitor-200 (10-2); Sheffield-600 (5-3), 2b-2, 3b-1; Surhoff-667 (6-4); Yount-125 (8-1).

BOB MILACKI: Bichette-071 (14-1); Brock-600 (10-6); Gantner-200 (10-2); Hamilton-143 (7-1), hr-1; Molitor-381 (21-8), hr-1; Sheffield-000 (7-0); Spiers-313 (16-5); Surhoff-263 (19-5); Vaughn-125 (16-2), hr-1; Yount-067 (15-1)...**GREGG OLSON:** Molitor-125 (8-1); Surhoff-000 (6-0), bb-2; Yount-333 (3-1)...**MARK WILLIAMSON:** Brock-364 (11-4); Molitor-214 (14-3); Sheffield-273 (11-3); Surhoff-250 (12-3); Yount-333 (21-7).

MINNESOTA TWINS & ORIOLES

Note: If a home run is not listed, player has not hit any career homers off indicated pitcher. (Pitchers' names in all caps.)

RICK AGUILERA: Evans-167 (6-1), hr-1; Milligan-600 (5-3), hr-1; Orsulak-192 (26-5)...**STEVE BEDROSIAN:** Davis-421 (19-8), hr-1...**TOM EDENS:** Devereaux-400 (5-2), hr-1; C. Ripken-571 (7-4), 2b-3...**SCOTT ERICKSON:** Devereaux-125 (8-1), bb-3; Milligan-300 (10-3), hr-1; Orsulak-375 (8-3), 2b-2, bb-3; C. Ripken-182 (11-2); **MARK GUTHRIE:** Orsulak-429 (7-3); C. Ripken-600 (5-3), 2b-2.

TERRY LEACH: Davis-000 (10-0); Devereaux-333 (9-3); Milligan-500 (6-3), 2b-1, hr-2; Orsulak-286 (7-2); C. Ripken-250 (8-2)...**KEVIN TAPANI:** Devereaux-429 (7-3); Milligan-429 (7-3); Orsulak-333 (9-3), hr-1; C. Ripken-500 (10-5), 2b-2...**DAVID WEST:** Davis-1.000 (1-1), hr-1; Milligan-333 (3-1), hr-1; Orsulak-167 (6-1), 3b-1; C. Ripken-143 (7-1)...**CARL WILLIS:** Davis-167 (6-1), 2b-1; Evans-400 (5-2), 2b-2.

MIKE FLANAGAN: C. Davis-300 (10-3), 2b-1, hr-1; Gagne-188 (16-3), 3b-1, hr-1; Gladden-476 (21-10), 2b-4, hr-1; Harper-455 (11-5); Hrbek-269 (52-14), hr-2, bb-6, so-9; Larkin-231 (13-3); Newman-063 (16-1), 2b-1; Pagliarulo-143 (14-2); Puckett-333 (36-12), 2b-2, hr-2...**TODD FROHWIRTH:** Puckett-000 (5-0).

BOB MILACKI: Bush-143 (7-1), 3b-1; C. Davis-200 (20-4), 2b-2, hr-1; Gagne-154 (13-2); Hrbek-350 (20-7), 2b-2, hr-2; Knoblauch-167 (6-1); Larkin-214 (14-3); Mack-364 (11-4), hr-1; Newman-409 (22-9); Pagliarulo-273 (11-3); Puckett-321 (28-9), 2b-4, hr-2...

MIKE MUSSINA: Knoblauch-500 (4-2), hr-1; Pagliarulo-500 (6-3). **GREGG OLSON:** Bush-167 (6-1); C. Davis-000 (6-0); Harper-571 (7-4), so-3; Hrbek-500 (4-2); Larkin-250 (8-2); Puckett-286 (7-2); Webster-1.000 (1-1)...**MARK WILLIAMSON:** C. Davis-273 (11-3); Gagne-143 (7-1); Gladden-125 (8-1); Harper-333 (6-2); Hrbek-091 (11-1), hr-1; Knoblauch-000 (4-0); Larkin-125 (8-1); Newman-250 (8-2); Pagliarulo-364 (11-4); Puckett-300 (10-3); Sorrento-250 (4-1), hr-1.

NEW YORK YANKEES AND ORIOLES

Note: If a home run is not listed, player has not hit any career homers off indicated pitcher. (Pitchers' names in all caps.)

GREG CADARET: Devereaux-750 (4-3); Evans-500 (10-5); Milligan-286

(7-2), 2b-1, hr-1; **Orsulak**-.250 (8-2), 2b-2; **B. Ripken**-.250 (8-2), hr-1; **C. Ripken**-.182 (11-2)...**CHUCK CARY**: **Davis**-.1000 (1-1); **Devereaux**-.118 (17-2); **Evans**-.333 (18-6), hr-1; **Hulett**-.100 (10-1), hr-1; **Milligan**-.200 (10-2), hr-1; **B. Ripken**-.300 (10-3); **C. Ripken**-.294 (17-5), hr-1...**DAVE EILAND**: **Gomez**-.143 (7-1); **Horn**-.143 (7-1), hr-1; **C. Ripken**-.000 (6-0).
STEVE FARR: **Anderson**-.111 (9-1); **Devereaux**-.444 (9-4); **Evans**-.261 (23-6), hr-2; **Hulett**-.714 (7-5); **Milligan**-.375 (8-3); **Orsulak**-.308 (13-4); **B. Ripken**-.400 (5-2); **C. Ripken**-.364 (22-8), hr-1...**LEE GUETTERMAN**: **Devereaux**-.600 (5-3), 2b-2; **Evans**-.474 (19-9); **Milligan**-.000 (7-0); **B. Ripken**-.000 (7-0); **C. Ripken**-.308 (13-4), 2b-2...**JOHN HABYAN**: **Evans**-.375 (8-3), hr-1; **Horn**-.500 (4-2), hr-1; **B. Ripken**-.000 (5-0); **C. Ripken**-.000 (3-0).
TIM LEARY: **Davis**-.296 (27-8), hr-2; **Devereaux**-.429 (7-3); **Horn**-.750 (4-3), hr-1; **Milligan**-.750 (4-3), bb-2; **Orsulak**-.222 (9-2); **B. Ripken**-.000 (6-0); **C. Ripken**-.400 (15-6), 2b-3...**PASCUAL PEREZ**: **Davis**-.389 (18-7), hr-1; **Devereaux**-.000 (5-0); **Holles**-.400 (5-2); **Milligan**-.167 (6-1); **Orsulak**-.143 (7-1); **C. Ripken**-.167 (6-1), hr-1.
ERIC PLUNK: **Devereaux**-.200 (5-1), hr-1; **Evans**-.167 (12-2); **Hulett**-.429 (7-3); **Milligan**-.400 (5-2); **Orsulak**-.250 (8-2), 2b-1, 3b-1; **B. Ripken**-.200 (10-2); **C. Ripken**-.087 (23-2), hr-1; **Worthington**-.375 (8-3), hr-1...**SCOTT SANDERSON**: **Anderson**-.455 (11-5), 2b-3; **Davis**-.364 (11-4); **Horn**-.364 (11-4), hr-1; **Ch. Martinez**-.600 (5-3), 2b-1, hr-1; **Orsulak**-.286 (21-6), 2b-2, hr-2; **C. Ripken**-.214 (14-3), hr-1.
WADE TAYLOR: **Devereaux**-.167 (6-1), hr-1; **Gomez**-.600 (5-3), 2b-2; **Horn**-.400 (5-2), 2b-1, hr-1; **Orsulak**-.600 (5-3), 2b-1, hr-1; **B. Ripken**-.600 (5-3); **C. Ripken**-.143 (7-1)...**MIKE WITT**: **Anderson**-.444 (18-8), hr-1; **Evans**-.152 (46-7); **Hulett**-.091 (11-1); **Milligan**-.000 (7-0); **Orsulak**-.259 (27-7); **B. Ripken**-.310 (29-9), hr-1; **C. Ripken**-.240 (75-18), 2b-2, 3b-1, hr-1, bb-13, so-10.
MIKE FLANAGAN: **Barfield**-.176 (34-6); **Espinoza**-.417 (12-5), 2b-3; **Hall**-.125 (8-1); **R. Kelly**-.412 (17-7); **Mattingly**-.255 (47-12), 2b-2, hr-0; **Nokes**-.000 (6-0); **Sax**-.533 (15-8), hr-2; **Velarde**-.375 (8-3)...**BEN McDONALD**: **Espinoza**-.000 (5-0); **Nokes**-.571 (7-4), 2b-1, hr-2; **Sax**-.667 (6-4)...**JOSE MESA**: **Barfield**-.571 (7-4), hr-1; **Hall**-.167 (6-1); **Maas**-.700 (10-7); **Mattingly**-.273 (11-3), hr-1; **Nokes**-.000 (12-0); **Sax**-.333 (9-3).
BOB MILACKI: **Barfield**-.250 (16-4), hr-2; **Espinoza**-.217 (23-5); **Hall**-.190 (21-4); **R. Kelly**-.381 (21-8); **Maas**-.000 (5-0), so-3; **Mattingly**-.286 (28-8), hr-1; **Sax**-.269 (26-7); **Sheridan**-.000 (6-0); **Velarde**-.182 (11-2)...**GREGG OLSON**: **R. Kelly**-.167 (6-1); **Mattingly**-.143 (7-1); **Nokes**-.375 (8-3); **Sax**-.200 (10-2)...**ANTHONY TELFORD**: **R. Kelly**-.333 (6-2), hr-1; **Maas**-.750 (4-3), hr-1; **Nokes**-.667 (3-2), hr-1.
MARK WILLIAMSON: **Barfield**-.091 (11-1), hr-1; **Hall**-.364 (11-4), hr-1; **P. Kelly**-.1.000 (4-4); **R. Kelly**-.286 (7-2); **Mattingly**-.200 (5-1), hr-1; **Nokes**-.353 (17-6); **Sax**-.333 (6-2).

OAKLAND ATHLETICS & ORIOLES

Note: If a home run is not listed, player has not hit any career homers off indicated pitcher. (Pitchers' names in all caps.)

TODD BURNS: **Evans**-.182 (11-2); **C. Ripken**-.444 (9-4), hr-2...**DENNIS ECKERSLEY**: **Anderson**-.000 (5-0); **Davis**-.286 (7-2); **Devereaux**-.000 (4-0); **Evans**-.269 (26-7), hr-4, bb-6, so-8; **Horn**-.000 (4-0); **Orsulak**-.455 (11-5); **C. Ripken**-.160 (25-4), hr-2, so-10...**ANDY HAWKINS**: **Anderson**-.000 (6-0); **Davis**-.200 (30-6), hr-3; **Evans**-.200 (5-1), hr-1; **Milligan**-.667 (3-2), hr-2; **Orsulak**-.235 (17-4); **C. Ripken**-.250 (8-2).
RICK HONEYCUTT: **Davis**-.222 (18-4); **Evans**-.290 (31-9); **Milligan**-.000 (4-0); **Orsulak**-.286 (7-2); **C. Ripken**-.500 (8-4), hr-1...**MIKE MOORE**: **Anderson**-.063 (16-1); **Devereaux**-.200 (10-2); **Evans**-.255 (51-13), hr-5, bb-9, so-14; **Horn**-.333 (12-4), hr-1; **Hulett**-.250 (16-4), hr-1; **Milligan**-.000 (6-0), so-5; **Orsulak**-.226 (31-7), hr-2; **B. Ripken**-.143 (21-3); **C. Ripken**-.200 (85-17), hr-4; **Worthington**-.333 (18-6), hr-1.
GENE NELSON: **Anderson**-.167 (6-1); **Devereaux**-.000 (7-0); **Evans**-.316 (19-6), hr-2; **Orsulak**-.600 (5-3); **B. Ripken**-.111 (9-1); **C. Ripken**-.323 (31-10), 2b-2, 3b-2, hr-3...**ERIC SHOW**: **Davis**-.206 (34-7), 2b-2, hr-2; **Devereaux**-.333 (6-2), hr-1; **Orsulak**-.143 (14-2); **C. Ripken**-.000 (3-0)...**JOE SLUSARSKI**: **Devereaux**-.143 (7-1), hr-1; **Orsulak**-.143 (7-1), hr-1; **C. Ripken**-.400 (5-2), hr-1...**DAVE STEWART**: **Anderson**-.250 (16-4); **Devereaux**-.462 (13-6); **Evans**-.240 (50-12), hr-3; **Gomez**-.800 (5-4); **Horn**-.111 (9-1), so-4; **Hulett**-.500 (6-3); **Milligan**-.091 (11-1); **Orsulak**-.231 (13-3); **B. Ripken**-.071 (14-1);

C. Ripken-.280 (50-14), 2b-2, 3b-2, hr-2.

BOB WELCH: **Anderson**-.000 (13-0); **Davis**-.467 (30-14), 2b-3, hr-2; **Devereaux**-.071 (14-1); **Evans**-.063 (16-1), hr-1; **Gomez**-.000 (6-0); **Holles**-.333 (6-2); **Milligan**-.333 (18-6), hr-2, so-7; **B. Ripken**-.261 (23-6); **C. Ripken**-.324 (37-12), 2b-4, hr-2; **Segui**-.333 (6-2); **Worthington**-.250 (16-4), hr-1...**CURT YOUNG**: **Anderson**-.000 (7-0); **Devereaux**-.154 (13-2); **Evans**-.370 (27-10), hr-3; **Holles**-.400 (5-2), hr-1; **Horn**-.1.000 (1-1); **Hulett**-.250 (16-4); **B. Ripken**-.211 (19-4); **C. Ripken**-.179 (39-7), hr-2; **Worthington**-.333 (9-3).

MIKE FLANAGAN: **Baines**-.143 (35-5), hr-1; **Canseco**-.150 (20-3), hr-1; **Gallego**-.313 (16-5); **D. Henderson**-.375 (40-15), 2b-5, hr-2; **R. Henderson**-.305 (82-25); 2b-10, hr-3; bb-12, so-10; **Jacoby**-.371 (35-13), hr-1; **Lansford**-.273 (55-15); **V. Law**-.188 (16-3); **McGwire**-.238 (21-5), hr-2; **Steinbach**-.316 (19-6), hr-1; **Weiss**-.400 (10-4); **W. Wilson**-.221 (68-15), so-10.

BEN McDONALD: **Baines**-.556 (9-5), 2b-1, hr-1; **Canseco**-.308 (13-4), hr-1; **Gallego**-.143 (7-1); **D. Henderson**-.375 (16-6); **R. Henderson**-.500 (12-6), hr-1, bb-2; **Lansford**-.333 (6-2); **McGwire**-.100 (10-1); **Quirk**-.000 (5-0); **Riles**-.000 (7-0); **Steinbach**-.167 (6-1); **Weiss**-.200 (5-1); **Wilson**-.1.000 (1-1)...**JOSE MESA**: **Baines**-.1.000 (2-2), hr-2.

BOB MILACKI: **Baines**-.333 (18-6), bb-6; **Canseco**-.250 (12-3), hr-2, so-4; **Gallego**-.071 (14-1); **D. Henderson**-.250 (20-5); **R. Henderson**-.200 (20-4); **Jacoby**-.267 (15-4), hr-2; **Lansford**-.308 (13-4); **Manrique**-.143 (7-1); **McGwire**-.368 (19-7), hr-1; **Riles**-.667 (6-4); **Steinbach**-.308 (13-4); **Weiss**-.273 (11-3); **W. Wilson**-.250 (12-3)...**GREGG OLSON**: **Baines**-.250 (4-1); **Canseco**-.286 (7-2), so-3; **D. Henderson**-.125 (8-1), so-4; **R. Henderson**-.429 (7-3); **Jacoby**-.125 (8-1), so-3; **Manrique**-.000 (4-0); **McGwire**-.286 (7-2), hr-1; **Steinbach**-.000 (5-0); **Weiss**-.000 (4-0); **W. Wilson**-.000 (6-0).

MARK WILLIAMSON: **Baines**-.222 (9-2); **Canseco**-.313 (16-5); **Gallego**-.182 (11-2); **D. Henderson**-.308 (13-4), hr-1; **R. Henderson**-.273 (11-3); **Jacoby**-.250 (12-3); **Lansford**-.467 (15-7) 2b-3; **McGwire**-.444 (18-8), 2b-2, hr-3; **Steinbach**-.600 (5-3); **Weiss**-.444 (9-4), hr-1; **W. Wilson**-.263 (19-5), 3b-2, so-6.

SEATTLE MARINERS & ORIOLES

Note: If a home run is not listed, player has not hit any career homers off indicated pitcher. (Pitchers' names in all caps.)

SCOTT BANKHEAD: **Anderson**-.222 (9-2), hr-1, so-7; **Evans**-.231 (26-6), hr-1; **Horn**-.200 (5-1), hr-1; **Hulett**-.200 (5-1); **Orsulak**-.444 (9-4); **B. Ripken**-.333 (12-4), hr-1; **C. Ripken**-.222 (18-4), so-5; **Worthington**-.167 (6-1)...**RICH DELUCIA**: **Bell**-.400 (5-2); **Devereaux**-.154 (13-2); **Evans**-.333 (6-2); **Gomez**-.000 (5-0); **Holles**-.125 (8-1); **Horn**-.333 (6-2), hr-1, bb-5, so-1; **Ch. Martinez**-.333 (6-2), hr-1; **Milligan**-.364 (11-4); **Orsulak**-.273 (11-3); **B. Ripken**-.000 (4-0); **C. Ripken**-.250 (12-3), 2b-1, hr-1; **Worthington**-.200 (5-1), hr-1.
ERIK HANSON: **Anderson**-.300 (10-3), 2b-2, so-4; **Bell**-.200 (5-1), hr-1; **Devereaux**-.333 (6-2); **Evans**-.435 (23-10), 2b-1, 3b-1, hr-2, bb-3, so-7; **Gomez**-.600 (5-3); **Holles**-.667 (6-4), 2b-2; **Horn**-.000 (14-0), so-4; **Ch. Martinez**-.250 (4-1), so-3; **Milligan**-.167 (6-1); **Orsulak**-.250 (12-3), so-5; **B. Ripken**-.333 (6-2), hr-1; **C. Ripken**-.294 (17-5); **Worthington**-.100 (10-1)...**BRIAN HOLMAN**: **Anderson**-.500 (4-2); **Davis**-.000 (4-0), so-3; **Devereaux**-.167 (6-1), so-2; **Evans**-.250 (4-1); **Gomez**-.500 (2-1); **Horn**-.400 (5-2), hr-1; **Milligan**-.500 (2-1); **Orsulak**-.375 (16-6), 2b-3; **B. Ripken**-.375 (8-3), 3b-1; **C. Ripken**-.333 (15-5); **Worthington**-.231 (13-3).
MIKE JACKSON: **Anderson**-.200 (5-1); **Davis**-.000 (4-0), so-2; **Devereaux**-.250 (4-1); **Evans**-.214 (14-3); **Horn**-.667 (3-2); **Milligan**-.667 (6-4), 2b-1, 3b-1; **Orsulak**-.182 (11-2), hr-1; **B. Ripken**-.000 (4-0), so-3; **C. Ripken**-.250 (12-3), 2b-1, hr-1; **Worthington**-.000 (7-0), so-5...**RANDY JOHNSON**: **Anderson**-.250 (4-1); **Devereaux**-.188 (16-3), bb-7, so-5; **Evans**-.167 (6-1), bb-6; **Gomez**-.000 (3-0); **Holles**-.333 (3-1); **Hulett**-.000 (4-0); **Milligan**-.200 (10-2), 2b-4, hr-1, bb-4, so-3; **Orsulak**-.000 (3-0); **B. Ripken**-.286 (14-4); **C. Ripken**-.263 (19-5), 2b-2, hr-1, bb-3; **Worthington**-.250 (16-4), hr-1.
BILL KRUEGER: **Bell**-.400 (5-2); **Devereaux**-.583 (12-7), hr-1; **Evans**-.320 (25-8), hr-1, bb-9, so-6; **Gomez**-.000 (4-0); **Holles**-.444 (9-4); **Hulett**-.375 (16-6), 2b-3, 3b-1; **Milligan**-.100 (10-2); **Orsulak**-.167 (6-1); **B. Ripken**-.167 (6-1); **C. Ripken**-.378 (37-14), hr-3; **Segui**-.400 (5-2); **Worthington**-.286 (7-2), hr-1...**ROB MURPHY**: **Anderson**-.000 (4-0); **Davis**-.111 (9-1); **Devereaux**-.429 (7-3); **Hulett**-.000 (4-0), so-2; **Milligan**-.600 (5-3), hr-1; **Orsulak**-.500 (2-1); **B. Ripken**-.333 (3-1); **C. Ripken**-.600 (5-3); **Worthington**-.000 (4-0).

.167 (6-1).

MIKE SCHOOLER: Anderson-.200 (5-1); Evans-.143 (7-1), hr-1; Gomez-.000 (3-0); Horn-.500 (4-2); Milligan-.667 (3-2), hr-1; Orsulak-.000 (5-0); C. Ripken-.000 (4-0); Segui-.000 (4-0); Worthington-.600 (5-3).

MIKE FLANAGAN: Buhner-.000 (5-0), so-2; Cotto-.333 (9-3), so-3; A. Davis-.192 (26-5), hr-1, bb-4, so-5; Griffey Jr. .500 (4-2); E. Martinez-.333 (3-1); O'Brien-.154 (26-4); Reynolds-.000 (10-0); Schaefer-1.000 (1-1); Valle-.667 (6-4); Vizquel-.000 (5-0)...**BEN MCDONALD:** Bradley-.000 (5-0); Briley-.143 (7-1); A. Davis-.429 (7-3), hr-1; Griffey Jr.-.000 (6-0), so-3; E. Martinez-.167 (6-1); O'Brien-.000 (7-0); Reynolds-.000 (6-0); Vizquel-.333 (3-1).

JOSE MESA: Briley-.571 (7-4); Buhner-.500 (2-1); Cotto-.667 (3-2), hr-1; A. Davis-.333 (6-2); Griffey Jr.-.400 (5-2); E. Martinez-.000 (8-0); O'Brien-.000 (3-0), bb-3; Reynolds-.333 (6-2); Valle-.000 (5-0); Vizquel-.250 (4-1)...**BOB MILACKI:** Bradley-.375 (8-3); Briley-.091 (11-1), so-4; Buhner-.000 (3-0), so-2; A. Davis-.111 (9-1); Griffey Jr.-.667 (9-6); E. Martinez-.286 (7-2); O'Brien-.143 (14-2); Reynolds-.300 (10-3); hr-1; Valle-.333 (3-1); Vizquel-.375 (8-3).

GREGG OLSON: S. Bradley-.429 (7-3); Briley-.000 (4-0); Buhner-.400 (5-2); A. Davis-.250 (4-1); Griffey Jr.-.000 (3-0), bb-3; E. Martinez-.600 (5-3); O'Brien-.111 (9-1); Reynolds-.500 (4-2); Schaefer-1.000 (1-1), rbi-2; Valle-.000 (5-0)...**MARK WILLIAMSON:** Bradley-.286 (7-2); Briley-.667 (3-2), hr-1; Buhner-.200 (5-1), hr-1; Cotto-.200 (15-3), so-5; A. Davis-.462 (13-6), hr-2; Griffey Jr.-.400 (5-2), 3b-1; E. Martinez-.200 (5-1); O'Brien-.000 (9-0); Reynolds-.200 (15-3); Valle-.182 (11-2), hr-1; Vizquel-.000 (4-0).

TEXAS RANGERS & ORIOLES

Note: If a home run is not listed, player has not hit any career homers off indicated pitcher. (Pitchers' names in all caps.)

BRAD ARNSBERG: B. Ripken-.286 (7-2); C. Ripken-.333 (6-2), hr-2, bb-2; Worthington-.125 (8-1)...**JOHN BARFIELD:** Worthington-.250 (4-1), hr-1...**OIL CAN BOYD:** Davis-.667 (3-2), 2b-1, hr-1; Devereaux-.571 (7-4); Gomez-.400 (5-2), 3b-1, hr-1; Hoiles-.000 (6-0); Hulett-.286 (7-2); Ch. Martinez-.333 (6-2), hr-1; Milligan-.200 (5-1); Orsulak-.455 (11-5); B. Ripken-.000 (6-0); C. Ripken-.378 (45-17), hr-0.

KEVIN BROWN: Devereaux-.357 (14-5); Evans-.167 (12-2); Ch. Martinez-1.000 (3-3), 2b-1; Milligan-.154 (13-2); Orsulak-.429 (14-6), hr-1; C. Ripken-.111 (18-2); Worthington-.333 (12-4)...**GOOSE GOSSAGE:** Davis-.000 (8-0), so-3; Evans-.167 (24-4); C. Ripken-.333 (12-4)...**JOSE GUZMAN:** Anderson-1.000 (2-2), bb-1; Horn-.333 (6-2); Hulett-.286 (14-4); Ch. Martinez-1.000 (2-2); Orsulak-.222 (9-2), hr-1; B. Ripken-.333 (9-3); C. Ripken-.360 (25-9), hr-2.

MIKE JEFFCOAT: Anderson-.400 (5-2); Davis-1.000 (3-3), hr-2; Devereaux-.250 (8-1), 2b-1, hr-1; Evans-.364 (11-4); Milligan-.286 (7-2); C. Ripken-.111 (9-1); Segui-1.000 (1-1); Worthington-.286 (7-2)...**KENNY ROGERS:** Devereaux-.333 (9-3); Evans-.333 (6-2); Hoiles-.250 (4-1), hr-1; B. Ripken-.429 (7-3); C. Ripken-.300 (10-3); Worthington-.286 (7-2)...**WAYNE ROSENTHAL:** Gomez-.667 (3-2), hr-2; Ch. Martinez-.333 (3-1), hr-1; C. Ripken-.000 (3-0).

JEFF RUSSELL: Devereaux-.333 (3-1), hr-1; Evans-.250 (12-3), bb-4, so-4; Milligan-.500 (4-2), hr-1; Orsulak-.429 (7-3); B. Ripken-.333 (6-2); C. Ripken-.214 (14-3); Worthington-.000 (9-0)...**NOLAN RYAN:** Anderson-.000 (8-0), so-4; Davis-.200 (5-1), bb-3, so-2; Devereaux-.333 (15-5), hr-1, so-3; Evans-.103 (29-3), hr-1, so-12; Horn-.333 (6-2), hr-1, so-3; Milligan-.000 (13-0), so-8; Orsulak-.115 (26-3), so-5; B. Ripken-.250 (8-2), so-4; C. Ripken-.294 (17-5), hr-1, so-2; Worthington-.182 (11-2), so-5.

BOBBY WITT: Anderson-.500 (10-5); Devereaux-.200 (5-1); Horn-.000 (10-0), so-7; Hulett-.000 (5-0); Milligan-.500 (14-7), hr-1, bb-7; Orsulak-.429 (14-6), hr-1; B. Ripken-.182 (22-4); C. Ripken-.222 (27-6), bb-8, so-8; Worthington-.235 (17-4).

MIKE FLANAGAN: Downing-.302 (53-16), 2b-4, hr-3, bb-8; Franco-.318 (44-14); Palmeiro-.100 (10-1); Pettis-.316 (38-12); Sierra-.458 (24-11), 2b-3, hr-1; Stanley-.250 (12-3)...**JOSE MESA:** Downing-.154 (13-2), hr-1; Franco-.333 (6-2); Juan Gonzales-.167 (6-1); Palmeiro-.000 (4-0); Reimer-.286 (7-2), hr-2; Sierra-.100 (10-1)...**BOB MILACKI:** Franco-.333 (15-5); Palmeiro-.583 (12-7), 2b-2, hr-1; Petralli-.300 (10-3); Pettis-.000 (11-0), so-7; Sierra-.313 (16-5).

MIKE MUSSINA: Juan Gonzales-.429 (7-3), hr-1; Palmeiro-.000 (7-0); Palmer-.000 (5-0), so-3; Pettis-.200 (5-1), so-3; Reimer-.200 (5-1), hr-1; Sierra-.500 (6-3), hr-1...**GREGG OLSON:** Downing-.200 (5-1), so-2; Franco-.000 (4-0), so-3; Palmeiro-.143 (7-1); Petralli-.333 (6-2); Pettis-.500 (4-2), so-2; Sierra-.000 (8-0), so-2; Stanley-1.000 (1-1)...**MARK WILLIAMSON:** Downing-.200 (15-3); Franco-.238 (21-5), 2b-3; Juan Gonzales-1.000 (1-1), hr-1; Palmeiro-.125 (8-1); Petralli-.000 (6-0); Pettis-.077 (13-1), so-7; Sierra-.143 (14-2).

TORONTO BLUE JAYS & ORIOLES

Note: If a home run is not listed, player has not hit any career homers off indicated pitcher. (Pitchers' names in all caps.)

JIM ACKER: Davis-.292 (24-7), hr-2; Devereaux-.111 (9-1); Evans-.111 (9-1), hr-1; Gomez-.333 (6-2), 3b-1, hr-1; Horn-.667 (3-2), hr-1; Hulett-.375 (8-3); Milligan-.429 (7-3), hr-1; Orsulak-.167 (6-1); C. Ripken-.250 (16-4); Worthington-.000 (4-0), so-2...**WILLIE FRASER:** Anderson-.308 (13-4); Devereaux-.200 (5-1), hr-1; Evans-.400 (15-6), 2b-2, hr-1; Hulett-.000 (6-0); Orsulak-.333 (15-5), hr-1; B. Ripken-.077 (13-1); C. Ripken-.350 (20-7), hr-2; Worthington-.222 (9-2).

JUAN GUZMAN: Davis-.333 (3-1); Devereaux-.286 (7-2); Gomez-.333 (6-2); Milligan-.200 (5-1); Orsulak-.000 (9-0); C. Ripken-.000 (8-0)...**TOM HENKE:** Devereaux-.111 (9-1), so-4; Evans-.000 (9-0), so-3; Hulett-.000 (7-0), so-4; Orsulak-.250 (8-2); C. Ripken-.176 (17-3); Segui-.667 (3-2), hr-1; Worthington-.200 (5-1), hr-1, so-3.

JIMMY KEY: Devereaux-.333 (21-7), 2b-1, 3b-1, hr-1; Evans-.275 (40-11), hr-2; Gomez-.333 (6-2); Hoiles-.167 (6-1); Hulett-.269 (26-7); Milligan-.308 (13-4), hr-1; Orsulak-.500 (4-2); B. Ripken-.333 (15-5); C. Ripken-.356 (45-16), 2b-2, hr-1, bb-6; Segui-.250 (8-2); Worthington-.154 (13-2).

JACK MORRIS: Anderson-.391 (23-9); Devereaux-.067 (15-1), so-5; Evans-.276 (87-24), 2b-7, 3b-1, hr-5; bb-16; so-21; Gomez-.200 (5-1), hr-1; Horn-.071 (14-1); Hulett-.227 (22-5), hr-1; Milligan-.067 (15-1); Orsulak-.226 (31-7), hr-1; B. Ripken-.222 (27-6); C. Ripken-.306 (85-26), 2b-3, 3b-1, hr-4; bb-13, so-12; Segui-.636 (11-7); Worthington-.214 (14-3), hr-2, so-7.

DAVE STIEB: Anderson-.000 (14-0), so-5; Devereaux-.182 (11-2), hr-1; Evans-.233 (60-14), hr-3; bb-14; so-17; Horn-.231 (13-3); Hulett-.235 (17-4); Orsulak-.214 (14-3); B. Ripken-.333 (12-4); C. Ripken-.203 (64-13), 2b-4, hr-1, so-11; Segui-.667 (3-2); Worthington-.250 (12-3)...**TODD STOTTEMYRE:** Anderson-.444 (9-4); Devereaux-.182 (11-2); Evans-.235 (17-4); Gomez-.200 (10-2), hr-1; Horn-.222 (9-2); Hulett-.000 (6-0); Ch. Martinez-1.000 (2-2); Milligan-.100 (10-1); Orsulak-.222 (18-4); B. Ripken-.273 (11-3); C. Ripken-.278 (18-5); Worthington-.000 (6-0).

DUANE WARD: Anderson-.400 (5-2); Davis-.000 (2-0); Devereaux-.167 (6-1); Evans-.133 (15-2); Horn-.250 (12-3), hr-2; Orsulak-.600 (5-3), hr-1; B. Ripken-.375 (8-3); C. Ripken-.286 (14-4); Segui-.000 (5-0)...**DAVID WELLS:** Davis-.667 (3-2), hr-1; Devereaux-.167 (12-2), 2b-1, hr-1; Evans-.500 (20-10), 2b-3, hr-2; Gomez-.667 (3-2); Milligan-.333 (6-2); Orsulak-.000 (2-0); B. Ripken-.417 (12-5), hr-1; C. Ripken-.412 (17-7), 2b-2, hr-3; Segui-.500 (4-2). **MIKE FLANAGAN:** Carter-.275 (40-11); Gruber-.167 (6-1); Tabler-.250 (36-9); D. White-.077 (13-1); K. Williams-.125 (8-1), hr-1; Winfield-.370 (46-17).

TODD FROHWIRTH: R. Alomar-.200 (5-1); Carter-.200 (5-2b-4, hr-2)...**BEN MCDONALD:** R. Alomar-.333 (6-2); Carter-.250 (8-2), 2b-2; Gruber-.143 (14-2), hr-1; Maldonado-.267 (15-4); Mulliniks-.200 (5-1); Myers-.375 (8-3); Olerud-.357 (14-5), hr-2; D. White-.222 (9-2); M. Wilson-.333 (9-3); Winfield-.333 (9-3), 2b-1, hr-1.

JOSE MESA: Carter-1.000 (3-3), 2b-2, hr-1; Gruber-.429 (7-3); M. Lee-.000 (5-0); D. White-.500 (6-3); M. Wilson-.250 (8-2); Winfield-.111 (9-1)...**BOB MILACKI:** R. Alomar-.143 (7-1); Carter-.357 (14-5), 2b-1, hr-2, bb-3, so-4; Gruber-.250 (8-2); M. Lee-.286 (7-2); Maldonado-.333 (9-3), hr-1; Tabler-.167 (6-1); D. White-.222 (18-4); M. Wilson-.125 (8-1); Winfield-.000 (5-0).

GREGG OLSON: Carter-.600 (5-3); Gruber-.333 (6-2); M. Lee-.125 (8-1), so-6; Mulliniks-.286 (7-2); Olerud-.600 (5-3); Tabler-.500 (4-2); D. White-.091 (11-1), so-6; M. Wilson-.167 (6-1); Winfield-.333 (3-1), so-2...**MARK WILLIAMSON:** Borders-.400 (5-2); Carter-.118 (17-2); Gruber-.571 (7-4), 2b-2, hr-2; M. Lee-.200 (10-2); Mulliniks-.000 (5-0); Olerud-.250 (4-1), hr-1; Tabler-.273 (11-3); M. Wilson-.750 (4-3); Winfield-.143 (7-1).

FORMATION OF THE 1992 ORIOLES

Year	Non-drafted Free Agents	Free Agent Draft (since 1965)	Trades and Purchases
1978		C. Ripken (ss) #4 (2nd round)	
1982		B. Ripken (2b) #11	
1983		Milacki (rhp) #2*	
1984		Tackett (c) #2	
1985	Gomez (if)	Worthington (3b) #1*	
1986			Williamson (rhp) from San Diego with Terry Kennedy (c) for Storm Davis (rhp)
1987	Mercedes (of)	Telford (rhp) #4	Orsulak (of) from Pittsburgh for Terry Crowley Jr (if) and Rico Rossy (if)
	de la Rosa (rhp)	Segui (1b) #18	Mesa (rhp) from Toronto with Ozzie Pezara (rhp) for Mike Flanagan (lhp)
1988	Alexander (ss)	Olson (rhp) #1	Anderson (of) from Boston with Curt Schilling (rhp) for Mike Boddicker (rhp)
	Devares (c)	Gutierrez (if) #1 (supplemental)	Hoiles (c) from Detroit with Robinson Garces (lhp) and Cesar Mejia (rhp) for Fred Lynn (of)
	Hulett (if)	Rhodes (lhp) #3 (2nd round)	Bell (if) from Los Angeles with Brian Holton (rhp) and Ken Howell (rhp) for Eddie Murray (if)
1989			Milligan (if) from Pittsburgh for Pete Blohm (rhp)
		McDonald (rhp) #1	Devereaux (of) from Los Angeles for Mike Morgan (rhp)
		Pennington (lhp) #12 Oquist (rhp) #13	
1990	Horn (1b)	Mussina (rhp) #1	G. Davis (if) from Houston for Pete Harnisch (rhp), Curt Schilling (rhp) and Steve Finley (of)
	Evans (of)		
	Martinez (of)		
1991	Flanagan (lhp)		Lewis (rhp) from Montreal org. for Chris Myers (lhp)
	Frohwirth (rhp)		S. Davis (rhp) from Kansas City for Bob Melvin (c)
	Hetzel (rhp)		
	Poole (lhp)		
	Sherman (of) Sutcliffe (rhp)		

* Secondary Phase of the draft

STARTS, FAST AND SLOW

The O's best start was 11-1 in 1966 ... They won a club record 5 consecutive games at the start of the '70 season ... The major league record, incidentally, in that category is 13, shared by the '82 Atlanta Braves and '87 Milwaukee Brewers.

The worst start in Orioles and major league history occurred in '88 when they lost their 1st 21. That shattered the previous club record of 5, set in '78.

ORIOLES NON-ROSTER INVITEES TO 1992 SPRING TRAINING

[illegible]

60 Smith, Mark (OF)

MAJOR LEAGUE BASEBALL STADIUMS RANKED BY AGE (OLDEST FIRST)

MAJOR LEAGUE BASEBALL STADIUMS RANKED BY YEAR							
1st Big League Game				1st Big League Game			
Rank	Ballclub	Stadium	1912 (4/20) 1912 (4/20) 1916 1923 1931 1933 1953	Rank	Ballclub	Stadium	1965 1966 (4/9) 1966 (4/12) 1966 (5/12) 1968 (4/5) 1968 (4/17) 1970 (6/30) 1970 (7/16) 1971
1	Detroit Tigers	Tiger Stadium		10	Houston Astros	Astrodome	
1	Boston Red Sox	Fenway Park		11	California Angels	Anaheim Stadium	
3	Chicago Cubs	Wrigley Field		12	Atlanta Braves	Atlanta-Fulton County Stadium	
4	New York Yankees	Yankee Stadium *		13	St. Louis Cardinals	Busch Stadium	
5	Cleveland Indians	Cleveland Stadium		14	San Diego Padres	Jack Murphy Stadium	
6	Milwaukee Brewers	Milwaukee County Stadium		15	Oakland A's	Oakland-Alameda Stadium	
7	San Francisco Giants	Candlestick Park		16	Cincinnati Reds	Riverfront Stadium	
7	San Francisco Giants	Dodger Stadium		17	Pittsburgh Pirates	Three Rivers Stadium	
8	Los Angeles Dodgers		1964	18	Philadelphia Phillies	Veterans Stadium	
				19	Texas Rangers	Arlington Stadium	1972
				20	Kansas City Royals	Royals Stadium	1973
				21	Seattle Mariners	Olympic Stadium	1977 (4/15)
				22	Montreal Expos	Hubert H. Humphrey Metrodome	1982
				23	Minnesota Twins	SkyDome	1989 (6/5)
				24	Toronto Blue Jays	New Comiskey Park	1991
				25	Chicago White Sox	Oriole Park at Camden Yards	1992
				26	Baltimore Orioles		

- Renovated Yankee Stadium opened in '76

1992 BALTIMORE ORIOLES ROSTER

Manager: John Oates (26)

Coaches: Greg Biagini (31); Dick Bosman (17); Elrod Hendricks (44); Davey Lopes (42); Cal Ripken Sr. (7)

Public Relations — Rick Vaughn
Traveling Secretary — Phil Izzo

NO.	PITCHERS (19)	BT	Ht	Wt	Birthdate	Birthplace	Residence	1991 Club	W-L	ERA	G	GS	CG	SV	IP	H	R	ER	BB	SO	Service*
34	Davis, Storm	RR	6-4	225	12-26-61	Dallas, TX	Atlantic Beach, FL	Kansas City	3-9	4.96	51	9	1	2	114.1	140	69	63	46	53	9,150
46	Flanagan, Mike	LL	6-0	199	12-16-51	Manhasset, NY	Baltimore, MD	Baltimore	2-7	2.38	64	1	0	3	98.1	84	24	20	29	55	15,035
49	Frohman, Todd	RR	6-4	205	9-28-62	Milwaukee, WI	Milwaukee, WI	Baltimore	7-3	1.87	51	0	0	3	96.1	64	24	20	29	77	2,033
29	Heisel, Eric	RR	6-3	180	9-25-63	Crowley, LA	Crowley, LA	Pawtucket	1-3	3.65	20	0	0	8	24.2	17	12	10	5	15	1,014
63	Lewis, Jim	RR	6-2	200	7-20-64	Jackson, MI	Lavren, CA	Wichita	9-5	3.57	19	19	0	1	116.0	110	60	46	58	83	0.59
55	Lewis, Richie	RR	5-10	175	1-25-66	Muncie, IN	Losantville, IN	San Diego	0-0	0.00	2	0	0	0	2.2	4	2	0	4	3	0.000
19	McDonald, Ben	RR	6-7	214	11-24-67	Baton Rouge, LA	Denham Springs, LA	Rochester	6-3	3.38	48	0	0	3	5.1	93	41	32	34	76	0.000
52	Mesa, Jose	RR	6-3	222	5-22-66	Azua, DR	Cockeysville, MD	Indianapolis	1-0	2.81	2	2	0	0	13.0	14	7	5	11	18	2.013
18	Milacki, Bob	RR	6-4	232	7-28-64	Trenton, NJ	Lake Havasu City, AZ	Harrisburg	6-5	3.74	34	6	0	5	74.2	67	33	31	40	82	1.028
75	Mills, Alan	SR	6-1	190	10-19-66	Lakeland, FL	Lakeland, FL	Baltimore	6-8	4.84	21	21	1	0	126.1	126	71	68	43	85	3.020
35	Mussina, Mike	RR	6-2	182	12-8-68	Williamsport, PA	Montoursville, PA	Baltimore	0-1	7.71	23	23	2	0	123.2	151	86	82	62	64	0.152
30	Olsen, Gregg	RR	6-4	206	10-11-66	Scribner, NE	Reisterstown, MD	Rochester	6-11	5.97	23	23	0	0	113.2	109	65	56	75	77	0.066
56	Oquist, Mike	RR	6-2	170	5-30-68	La Junta, CO	La Junta, CO	Baltimore	3-3	3.86	8	8	1	0	51.1	37	25	22	30	48	0.000
47	Pennington, Brad	LL	6-5	205	4-14-69	Salem, IN	Salem, IN	Baltimore	10-9	4.01	31	26	3	0	184.0	175	86	82	53	108	0.147
45	Poole, Jim	LL	6-2	203	4-28-66	Rochester, NY	Ellicott City, MD	Columbus	3-0	1.06	3	3	0	0	17.0	14	3	3	18	7	0.032
53	Rhodes, Arthur	LL	6-2	204	10-24-69	Waco, TX	Waco, TX	Baltimore	1-1	4.41	6	2	0	0	11.3	16	9	8	11	8	0.000
40	Sutcliffe, Rick	LR	6-7	215	6-21-56	Independence, MO	Lee's Summit, MO	Hagerstown	4-5	2.87	12	12	3	0	122.1	108	42	39	31	107	0.066
50	Telford, Anthony	RR	6-0	189	3-6-66	San Jose, CA	San Jose, CA	Baltimore	10-4	2.87	19	19	3	0	166.1	168	82	75	62	72	0.000
53	Telford, Anthony	RR	6-0	189	3-6-66	San Jose, CA	San Jose, CA	Hagerstown	4-6	3.18	72	0	0	0	13.4	32	23	19	44	58	0.000
40	Sutcliffe, Rick	LR	6-7	215	6-21-56	Independence, MO	Lee's Summit, MO	Frederick	1-4	3.92	36	0	0	0	43.2	32	16	17	15	25	0.147
50	Telford, Anthony	RR	6-0	189	3-6-66	San Jose, CA	San Jose, CA	Oklahoma City	0-0	0.00	10	0	0	0	12.1	4	0	3	3	4	0.000
53	Telford, Anthony	RR	6-0	189	3-6-66	San Jose, CA	San Jose, CA	Texas	3-2	4.50	5	0	0	0	6.0	10	4	9	25	34	0.047
40	Sutcliffe, Rick	LR	6-7	215	6-21-56	Independence, MO	Lee's Summit, MO	Baltimore	3-2	2.79	27	0	0	0	29.0	29	11	8	9	34	0.047
50	Telford, Anthony	RR	6-0	189	3-6-66	San Jose, CA	San Jose, CA	Baltimore	0-3	8.00	8	8	0	0	36.0	19	10	8	23	23	0.047
53	Telford, Anthony	RR	6-0	189	3-6-66	San Jose, CA	San Jose, CA	Hagerstown	7-4	2.70	19	19	2	0	106.2	73	37	32	47	115	13.042
40	Sutcliffe, Rick	LR	6-7	215	6-21-56	Independence, MO	Lee's Summit, MO	Chicago (NL)	6-5	4.10	19	18	0	0	96.2	96	52	44	45	6	0.089
50	Telford, Anthony	RR	6-0	189	3-6-66	San Jose, CA	San Jose, CA	Peoria	0-0	6.00	1	1	0	0	9.0	12	6	6	2	8	0.089
53	Telford, Anthony	RR	6-0	189	3-6-66	San Jose, CA	San Jose, CA	Iowa	1-2	9.69	3	2	0	0	13.0	23	14	14	6	24	0.089
50	Telford, Anthony	RR	6-0	189	3-6-66	San Jose, CA	San Jose, CA	Baltimore	0-0	4.65	9	1	0	0	26.2	17	12	12	12	115	0.089
53	Telford, Anthony	RR	6-0	189	3-6-66	San Jose, CA	San Jose, CA	Rochester	12-9	4.95	27	25	3	0	157.1	166	82	69	48	115	0.089

NO.	PITCHERS (19)	BT	Ht	Wt	Birthdate	Birthplace	Residence	1991 Club	W-L	ERA	G	GS	CG	SV	IP	H	R	ER	BB	SO	Service*
32	Williamson, Mark	RR	6-0	177	7-21-59	Corpus Christi, TX	Baltimore, MD	Baltimore	5-5	4.48	65	0	0	4	80.1	87	42	40	35	53	4,131
NO.	CATCHERS (3)	BT	Ht	Wt	Birthdate	Birthplace	Residence	1991 Club	AVG	G	AB	R	H	2B	3B	HR	RBI	BB	SO	SB	Service*
59	Devaras, Cesar	RR	5-10	175	9-22-69	SF de Macoris, DR	SF de Macoris, DR	Frederick	.251	74	235	25	59	13	2	3	29	14	28	2	0.000
23	Holles, Chris	RR	6-0	206	3-20-65	Bowling Green, OH	Wayne, OH	Baltimore	.243	107	341	36	83	15	0	11	31	29	61	0	1.111
41	Tackett, Jeff	RR	6-2	206	12-1-65	Fresno, CA	Campanillo, CA	Baltimore	.125	6	8	1	1	0	0	0	0	2	2	0	0.032
NO.	INFELDERS (11)	BT	Ht	Wt	Birthdate	Birthplace	Residence	1991 Club	AVG	G	AB	R	H	2B	3B	HR	RBI	BB	SO	SB	Service*
48	Alexander, Manny	RR	5-10	150	3-20-71	SP de Macoris, DR	SP de Macoris, DR	Hagerstown	.333	3	9	3	3	1	0	0	2	1	3	0	0.000
1	Bell, Juan	SR	5-11	176	3-29-68	SP de Macoris, DR	SP de Macoris, DR	Frederick	.261	134	548	81	143	17	3	3	42	44	68	47	1,047
37	Davis, Glenn	RR	6-3	211	3-28-61	Jacksonville, FL	Hunt Valley, MD	Baltimore	.172	100	209	26	36	9	2	1	15	8	51	0	6.145
10	Gomez, Leo	RR	6-0	202	3-2-67	Canovanas, PR	Canovanas, PR	Baltimore	.227	49	176	29	40	9	1	10	28	16	29	4	0.169
51	Gutierrez, Ricky	RR	6-1	175	5-23-70	Miami, FL	Miami, FL	Hagerstown	.250	7	24	4	6	1	0	1	3	1	2	0	0.000
15	Horn, Sam	LL	6-5	247	11-2-63	Dallas, TX	Bessemer, AL	Baltimore	.233	118	391	40	91	17	2	16	45	40	82	1	0.169
36	Huett, Tim	RR	6-0	199	1-12-60	Springfield, IL	Springfield, IL	Rochester	.257	28	101	13	26	6	0	6	19	16	18	0	0.000
39	Milligan, Randy	RR	6-1	234	11-27-61	San Diego, CA	Canovanas, MD	Baltimore	.233	121	317	45	74	16	0	23	61	41	99	0	3.097
3	Ripken, Bill	RR	6-1	186	12-16-64	Havre de Grace, MD	Hunt Valley, MD	Baltimore	.204	79	206	29	42	9	0	7	18	13	49	0	5.011
8	Ripken, Cal	RR	6-4	224	8-24-60	Havre de Grace, MD	Reisterstown, MD	Baltimore	.263	141	483	57	127	17	2	16	70	84	108	0	3.110
21	Segui, David	SL	6-1	200	7-19-66	Kansas City, KS	Kansas City, KS	Baltimore	.216	104	287	24	62	11	0	0	14	15	31	0	4.068
NO.	OUTFIELDERS (7)	BT	Ht	Wt	Birthdate	Birthplace	Residence	1991 Club	AVG	G	AB	R	H	2B	3B	HR	RBI	BB	SO	SB	Service*
9	Anderson, Brady	LL	6-1	185	1-18-64	Silver Spring, MD	Poway, CA	Baltimore	.600	1	5	1	4	0	0	0	0	0	1	0	10.057
12	Devereaux, Mike	RR	6-0	195	4-10-63	Casper, WY	Owings Mills, MD	Frederick	.250	162	650	99	210	46	5	34	114	53	46	6	10.057
24	Evans, Dwight	RR	6-3	205	11-3-51	Santa Monica, CA	Lynnfield, MA	Baltimore	.323	86	212	15	59	7	0	22	12	12	19	1	1.039
14	Martinez, Chito	LL	5-10	182	12-19-65	Belize, Central America	Melanie, LA	Baltimore	.271	28	96	9	26	2	0	1	10	15	6	1	3.114
11	Mercedes, Luis	RR	6-0	193	2-20-68	SP de Macoris, DR	SP de Macoris, DR	Baltimore	.230	113	256	40	59	12	3	2	27	38	44	12	3.114
6	Orsulak, Joe	LL	6-1	210	5-31-62	Glen Ridge, NJ	Cockeysville, MD	Baltimore	.385	7	26	8	158	27	10	19	59	47	115	4	19.022
38	Sherman, Darrell	LL	5-9	160	12-4-67	Los Angeles, CA	Lynwood, CA	Baltimore	.260	149	608	82	158	27	10	13	33	54	54	2	0.094
Trainers — Richie Bancelis; Jamie Reed																					
Conditioning Coach — Allan Johnson																					
Betting Practice Pitcher/Bulpen Catcher — Sam Snider (54)																					
Club Physicians — Dr. Sheldon Goldgeier, Dr. Charles Silberstein (Orthopedics)																					
Clubhouse Managers — Jim Tyler (Home); Fred Tyler (Visits)																					
Head Groundskeeper — Paul Zwaska																					

SPRING TRAINING DATA

Training Complexes

Feb 20-Mar 5

Twin Lakes Park

6700 Clark Rd., Sarasota, FL 34241
(813) 923-1996

Mar 5-Apr 1

Huggins-Stengel Complex (Workouts)

1320 5th St North, St Petersburg, FL 33701
(813) 892-5971

Al Lang Stadium (Home games only)

180 2nd Ave, SE, St Petersburg, FL 33701
(813) 822-3384

Headquarters Hotels

Harley Sandcastle (Feb 20-Mar 5)

1540 Ben Franklin Dr, Sarasota, FL 33577—(813) 388-2181

St Petersburg Hilton & Towers (Mar 5-Apr 2)

333 1st St South, St Petersburg, FL 33701—(813) 894-5000

Ft Lauderdale Marriott North (Mar 16 & 28)

6650 N Andrews Ave, Ft Lauderdale, FL 33309—(305) 771-0440

First Workout Dates

Pitchers and Catchers-Fri, Feb 21

Full Squad-Thu, Feb 27

Orioles Spring Training Notes

This is the 4th straight year the Orioles have opened spring training workouts at their Twin Lakes complex in Sarasota. For the 1st time, however, the O's will play their Florida home games in St Petersburg at Al Lang Stadium, also the spring training home of the St Louis Cardinals.

1992 ORIOLES SPRING TRAINING SCHEDULE

Date	R/TV	Day	Opponent	Place	Time
6	R	Fri	St Louis Cardinals	Al Lang Stadium	1:35
7		Sat	Kansas City Royals	Baseball City	1:05
8	R	Sun	Toronto Blue Jays	Al Lang Stadium	1:05
9	R	Mon	Chicago White Sox	Al Lang Stadium	1:05
10		Tue	Philadelphia Phillies	Al Lang Stadium	1:05
11		Wed	Texas Rangers	Port Charlotte	1:35
12		Thu	Pittsburgh Pirates	Bradenton	1:05
13	R/Ch2	Fri	Texas Rangers	Al Lang Stadium	7:05
14	R	Sat	Kansas City Royals	Al Lang Stadium	1:05
15	R	Sun	Philadelphia Phillies	Clearwater	1:05
16		Mon	New York Yankees	Ft Lauderdale	7:35
17		Tue	Montreal Expos	West Palm Beach	1:05
18		Wed	Philadelphia Phillies	Al Lang Stadium	7:05
19		Thu	Minnesota Twins	Ft Myers	1:05
20	R	Fri	Toronto Blue Jays	Dunedin	1:35
21	R/Ch2	Sat	St Louis Cardinals	Al Lang Stadium	1:05
22	R	Sun	Texas Rangers	Al Lang Stadium	1:05
23	HTS	Mon	New York Yankees (ss)	Al Lang Stadium	1:05
24		Tue	Toronto Blue Jays	Dunedin	1:35
25		Wed	Boston Red Sox	Al Lang Stadium	1:05
26	HTS	Thu	Minnesota Twins	Ft Myers	1:05
27	R	Fri	Toronto Blue Jays	Dunedin	1:35
28	R/Ch2	Sat	Toronto Blue Jays	Joe Robbie, Miami	7:35
29	R	Sun	Toronto Blue Jays	Joe Robbie, Miami	1:05
30	R/HTS	Mon	Minnesota Twins	Al Lang Stadium	7:05
31	HTS	Tue	Texas Rangers	Port Charlotte	7:35
1		Wed	Chicago White Sox	Sarasota	1:35
2	R	Thu	Philadelphia Phillies	Clearwater	12:05
3	R/HTS	Fri	New York Mets	Oriole Park at CY	3:05
4	R	Sat	Boston Red Sox	RFK, Wash, DC	1:35
5		Sun	Open Date		

me games in bold...ss = split squad...R = WBAL Radio...Ch2 = WMAR-tv & ICA-tv...HTS = Home Team Sports...Note: O's will play 12 games at Al Lang Stadium, including 2 as the visiting club.

From '59 thru '88, the Orioles trained and played their games in Miami. Last spring, however, the O's worked out in Twin Lakes Park, then played an abbreviated home schedule also in Sarasota at Ed Smith Stadium, home of the Chicago White Sox. It snapped a string of 32 straight years in which the O's had played their home schedule in Miami.

The Miami connection persists, however, because for the 5th straight exhibition season, the Birds will play a couple of games at Joe Robbie Stadium (Mar 28 & 29 vs Toronto). Last year the O's and Yankees attracted the 2 largest crowds ever to see a baseball game played in Florida: 67,654 on Mar 30 and 57,359 on Mar 31. This will also be the 5th straight spring the Orioles have played an exhibition at RFK Stadium in Washington.

1991 Spring Training Leaders: Hitting: Cal Ripken- .380 (71-27), Mike Devereaux-.366 (71-26) and Randy Milligan- .348 (46-16)...**Home Runs:** Mike Devereaux & Randy Milligan-4 each...**RBI:** Mike Devereaux-13, Cal Ripken & Sam Horn-12...**Wins:** Jeff Ballard-3...**ERA:** Jose Bautista-0.66 (g-10, ip-13.2, h-11, er-1).

Orioles Spring Training Records ('54 thru '91): Hitting-Don Lenhardt-.462 (52-24) in '54 and John Shelby-.444 (63-28) in '83...**Home Runs:** 8 by Tito Francona in '56, Frank Robinson in '66 and Don Baylor in '75... **RBI:** 25 by Tito Francona in '56 and Gus Triandos in '59.

For ticket information re: Orioles home games at Al Lang Stadium, please call 813-822-3384. Ticket Prices: Box seats—\$7...Reserved Seats—\$6...Bleachers—\$3.

ORIOLES SPRING TRAINING RECORDS, 1954-1991

Year	Site	W-L*	Att	Home Dates	Year	Site	W-L*	Att	Home Dates
1954	Yuma	16-12	10,684	4	1973	Miami	13-11	47,003	13
1955	Daytona	11-15	14,697	7	1974	Miami	11-11	40,247	12
1956	Scottsdale	10-19	15,699	9	1975	Miami	18-9	41,623	13
1957	Scottsdale	14-19	15,568	9	1976	Miami	4-11	29,123	8
1958	Scottsdale	11-19	16,092	11	1977	Miami	14-10	51,918	11
1959	Miami	17-8	25,771	13	1978	Miami	13-11	57,812	12
1960	Miami	16-13	39,158	19	1979	Miami	10-15	44,310	12
1961	Miami	12-16	46,419	16	1980	Miami	7-14	30,321	9
1962	Miami	13-11	43,816	16	1981	Miami	12-13	42,282	10
1963	Miami	17-10	52,748	14	1982	Miami	14-12	29,683	13
1964	Miami	16-12	49,257	15	1983	Miami	15-11	34,883	15
1965	Miami	12-16	55,602	14	1984	Miami	15-12	34,973	11
1966	Miami	15-11	51,372	17	1985	Miami	14-14	55,659	15
1967	Miami	14-13	50,513	11	1986	Miami	14-15	50,592	13
1968	Miami	12-12	47,208	15	1987	Miami	13-15	54,749	16
1969	Miami	19-5	33,210	13	1988	Miami	9-19	122,767	+13
1970	Miami	11-12	34,995	11	1989	Miami	14-15	154,374	+18
1971	Miami	14-13	45,185	13	1990	Miami	6-9	75,872	+7
1972	Miami	10-8	42,522	10	1991	Sarasota	14-16	217,216	+9

*-Against major league "A" teams only.

+ -Includes games at Miami, Joe Robbie and RFK Stadiums, 1988-91

ORIOLES TO HOST '93 ALL-STAR GAME

The 1993 All-Star Game will be played in Baltimore in July 1993 at Oriole Park in Camden Yards...It will be the 2nd Major League All-Star Game for the city, the 1st in 35 years (1958)...In the previous game, the A.L. defeated the N.L., 4-3, and the O's **Billy O'Dell** was the game's MVP after hurling 3 scoreless innings in relief to earn a save.

EARL WEAVER

Earl Weaver's distinguished achievements as the Orioles' Manager from mid-1968 through 1982, and again from June '85 through 1986 have made him a serious contender for election to the Baseball Hall of Fame.

He might not make it this year, but, if not, it's only a matter of time.

An Orioles Hall of Famer, Earl is also one of only 5 whose uniform number has been retired as a gesture of appreciation for all they have accomplished (along with **Brooks** and **Frank Robinson**, **Jim Palmer** and **Eddie Murray**).

His winning percentage as a manager (.583, 1480-1060) ranks 6th all-time, and he still holds the record for most American League Championship Series games managed (22) and won (15).

He won 3 straight pennants ('69-'70-'71), 5 division championships in 6 seasons, and in one stretch covering both his minor and major league career, he managed 24 consecutive winning ballclubs.

His 5 100-win seasons tie him for 2nd all-time with **Joe McCarthy**, behind **Connie Mack** (6).

BASEBALL PUBLIC RELATIONS DIRECTORY

	Contact	Office	Private	Home
Commissioner's Office	Richard Levin Jim Small	212-339-7800	339-7860	385-9782 203-622-8119
American League	Phyllis Merhige	212-339-7600	339-7618	
Baltimore	Rick Vaughn Bob Miller	410-685-9800	547-6155 547-6156	290-6504 653-4144
Boston	Dick Bresciani Jim Samia	617-267-9440	236-6710 236-6717	237-7618 479-0844
California	Tim Mead Larry Babcock	714-937-7200	937-7214 937-7215	595-1423 857-8951
Chicago	Doug Abel Scott Reifert Dana Noel	312-924-1000	451-5301 451-5302 451-5303	944-0941 643-9529 708-462-7987
Cleveland	Bob DiBiasio John Maroon	216-861-1200	861-4454	349-0934 836-2322
Detroit	Dan Ewald Greg Shea	313-962-4000	962-4338	828-8153 668-6521
Kansas City	Dean Vogelaar Steve Fink	816-921-2200	921-8154	578-4622 524-4430
Milwaukee	Tom Skibosh Jon Greenberg	414-933-4114	933-6975	
Minnesota	Rob Antony Steve Rausch	612-375-1366	375-7470	428-8217 942-9562
New York	Arthur Richman Jeff Idelson Brian Walker	212-293-4300	579-4455 579-4456 ext 515	914-332-6496 914-576-7349
Oakland	Jay Alves Kathy Jacobson	510-638-4900	ext. 223 ext. 253	352-0269 830-4556
Seattle	Dave Aust Pete Vanderwarker	206-628-3555	343-4608 343-4664	284-0912 244-3775
Texas	John Blake Larry Kelly	817-273-5222	273-5203	214-570-0739 817-860-4012
Toronto	Howard Starkman Mark Leno	416-341-1000	341-1300	820-7265 244-6113
Elias Sports Bureau	Seymour Siwoff Steve Hirdt	212-869-1530		
Howe Sports-data Internat'l	Jay Virshbo	617-951-0070	Fax: 617-737-9960	
National League	Katy Feeney Dorsey Parker	212-339-7700	339-7719 339-7713	753-8719
Atlanta	Jim Schultz Glenn Serra Mike Ringering	404-522-7630	522-2724	461-0738 850-1873 433-1524
Chicago	Sharon Pannozzo Chuck Wasserstrom	312-404-2827	404-4191	348-7881 708-475-5329
Cincinnati	Jon Braude Joe Kelley	513-421-4510	421-2990	385-4196 232-0724
Houston	Rob Matwick Chuck Pool Tyler Barnes	713-799-9600	799-9596 799-9597 799-9598	668-6986 550-6650 521-0972
Los Angeles	Jay Lucas Chuck Harris	213-224-1301	224-1387	714-623-8440 714-256-4916
Montreal	Richard Griffin Monique Giroux	514-253-3434	251-3519 251-3521	686-7168 689-5872
New York	Jay Horwitz Craig Sanders	718-507-6387	565-4330 565-4323	201-546-5089 631-7560
Philadelphia	Larry Shenk Gene Dias Leigh McDonald	215-463-6000	755-9321	302-478-5154 609-482-6618 215-659-2981
Pittsburgh	Rick Cerrone Jim Lachimia Jim Trdinich	412-323-5000	323-5099 323-5018 323-5031	366-2079 276-2061 486-2396
St. Louis	Jeff Wehling Brian Bartow	314-421-3060	425-0625 425-0623	618-288-3250 314-832-0154
San Diego	Jim Ferguson Roger Riley	619-283-4494	584-7210	549-4990 447-6848
San Francisco	Matt Fischer Jim Moorehead	415-467-3800	330-2445 330-2449	341-1228 345-7261

Produced by: Bob Brown, Rick Vaughn, Bob Miller, Gordon Beard, Keith Boeck, Lee MacPhail IV, Helen Conklin, and Lisa Siliato; Cover: Bot Roda; Desktop Output: Marie Westhaver; Printing: French-Bray Inc

1992 Orioles Schedule

APRIL

SUN	MON	TUES	WED	THURS	FRI	SAT
			1	2	3	4
5	6 TV2	7 CLE 3:05	8 HTS 7:35	9 HTS CLE 7:35	10 TOR 1:35	11 TOR 1:35
12 TV2	13 TOR 1:35	14 BOS 1:05	15 BOS 1:05	16 BOS 6:05	17 DET 7:35	18 DET 1:05
19 HTS TV2	20 DET 1:35	21 B 7:35	22 HTS KC 8:35	23 KC 8:35	24 TV2 NY 7:30	25 HTS NY 1:30

MAY

SUN	MON	TUES	WED	THURS	FRI	SAT
					1 HTS SEA 7:35	2 HTS SEA 7:05
3 HTS	4 SEA 1:35	5 TEX 12:15	6 HTS MIN 7:35	7 B 7:35	8 HTS CHI 7:35	9 HTS CHI 7:05
10 HTS CHI	11 CHI 1:35	12 TEX 12:15	13 TEX 8:35	14 TEX 7:35	15 TV2 CHI 8:05	16 TV2 CHI 7:05
17 TV2 CHI	18 S 7:35	19 OAK 7:35	20 OAK 7:35	21 OAK 3:35	22 TV2 CAL 7:35	23 TV2 CAL 7:05
24 HTS 31	25 CAL TV2 4:05	26 SEA TV2	27 SEA TV2	28 SEA TV2	29 TV2 OAK	30 TV2 OAK

JUNE

SUN	MON	TUES	WED	THURS	FRI	SAT
	1 TV2	2 CAL 10:35	3 CAL 4:05	4 CAL 4:05	5 HTS TOR 7:35	6 HTS TOR 7:05
7 HTS TOR	8 S 7:35	9 S 7:35	10 S 7:35	11 TV2 DET 7:35	12 HTS DET 7:35	13 HTS DET 7:05
14 TV2 DET	15 CLE 1:35	16 CLE 7:35	17 CLE 1:35	18 CLE 7:35	19 HTS NY 7:35	20 HTS NY 7:05
21 ESP NY	22 S 7:35	23 TV2 MIL	24 HTS MIL	25 MIL 2:35	26 HTS KC	27 HTS KC
28 HTS KC	29 B 7:35	30 MIL 7:35				

JULY

SUN	MON	TUES	WED	THURS	FRI	SAT
			1 HTS MIL 12:15	2 HTS MIL 7:35	3 TV2 8:05	4 HTS 2:05
5 HTS MIN	6 B 7:35	7 S 7:35	8 HTS CHI 7:35	9 S 7:35	10 TV2 MIN 7:35	11 HTS MIN 7:05
12 HTS MIN	13 ALL	14 STAR SD	15 BREAK	16 TEX 8:35	17 TEX 7:35	18 TEX 8:35
19 ESP TEX	20 TV2 CHI	21 TV2 CHI	22 CHI 1:35	23 B 7:35	24 TEX 7:35	25 S 3:00
26 HTS TEX	27 CHI	28 NY 7:30	29 NY 7:30	30 NY 1:00	31 BOS 7:35	

AUGUST

SUN	MON	TUES	WED	THURS	FRI	SAT
						1 HTS BOS 1:05
2 HTS BOS	3 B 7:35	4 S 7:35	5 S 7:35	6 DET 7:35	7 HTS CLE 7:35	8 HTS CLE 7:05
9 HTS CLE	10 TV2 TOR	11 TV2 TOR	12 HTS TOR	13 HTS TOR	14 TV2 KC 8:35	15 HTS KC 8:05
16 TV2 KC	17 HTS SEA	18 S 7:35	19 S 7:35	20 B 12:15	21 HTS OAK 7:35	22 HTS OAK 7:05
23 HTS OAK	24 S 7:35	25 HTS CAL	26 HTS CAL	27 HTS CAL	28 HTS SEA 10:35	29 TV2 SEA 10:05
30 TV2 SEA	31 TV2 OAK					

SEPTEMBER/OCTOBER

SUN	MON	TUES	WED	THURS	FRI	SAT
		1 10:05	2 OAK 3:15	3 OAK 3:15	4 TV2 10:35	5 CAL 10:05
6 TV2 CAL	7 B 6:05	8 S 7:35	9 S 7:35	10 NY 7:35	11 TV2 MIL 7:35	12 S 7:05
13 HTS MIL	14 B 7:35	15 S 7:35	16 S 7:35	17 HTS TOR	18 TV2 MIL 8:05	19 HTS MIL 8:05
20 TV2 MIL	21 8:05	22 S 7:35	23 S 7:35	24 S 7:35	25 HTS BOS 7:35	26 HTS BOS 7:05
27 HTS BOS	28 HTS BOS	29 DET 7:35	30 DET 7:35	1 CLE 7:35	2 CLE 7:35	3 CLE 1:35
4 HTS CLE	5 CLE	6 CLE	7 CLE	8 CLE	9 CLE	10 CLE

All times are Eastern Times and subject to change

Home ☐ Road ☐

TV2—WMAR TV (CH2) & O's TV Network.

HTS—Home Team Sports, Regional Pay Cable Sports Network.

CBS—Columbia Broadcasting System, National TV.

ESPN—Entertainment & Sports Programming Network.

B—Bargain Night: Upper Reserved & General Admission Seats For \$2 (Subject to Availability).

*—One of Six Orioles Fantastic Fans Club Dates (A \$96 Value for only \$15).

S—Student Discount Program: Upper Reserved Seats For \$2 (Subject to Availability).

For Orioles Ticket Information, Call 685-9800

©1992 The Coca-Cola Company. "Coca-Cola" and the Dynamic Ribbon device are registered trademarks of The Coca-Cola Company.



Can't Beat The Real Thing.

