


A real Orioles fan
would pick the...uh? the...



Cal Ripken Jr. MasterCard®
1-888-RIPKEN-4
Toll Free Call



Orioles™ MasterCard®
1-888-3332-HIT
Toll Free Call

Tough choice. Which do you go for? The Yards? Or the Man? Well, don't sweat over it. Either way, you win.

Each is a No-Annual-Fee MasterCard, issued by MBNA® America Bank. The Orioles card shows a press box view of Camden Yards. The Cal Ripken, Jr. card commemorates the moment Cal got a standing ovation for his record-breaking streak. No matter which you choose, every time you use it, you'll be showing your pride in a great team, a great man, and a great game.

So go ahead. Apply now. The sooner you call, the sooner you can show off one of these great new Orioles cards to your baseball buds.

Now...uh...which one?



There are costs associated with the use of these cards. You may contact the issuer and administrator of this program, MBNA, to request specific information about the costs by calling 1-800-847-7378 or writing to P.O. Box 15020, Wilmington, DE 19850. MBNA and MBNA America are federally registered service marks of MBNA America, N.A. MasterCard is a federally registered service mark of MasterCard International, Inc. used pursuant to license. The team name(s) and logo(s) are registered trademarks of the team(s) indicated. ©1997 MBNA America Bank, N.A.




TABLE OF CONTENTS

FRONT OFFICE	2-3	Pitching Records	324
Ownership		Career Leaders	317
Peter Angelos	4	Long Games	326
Tom Clancy	7	Low-Hit Games	326
Investors	6	No-Hitters By/Vs. O's	326
Senior Staff		20-Game Winners	325
Joe Foss	7	Year-by-Year Leaders	316
Bob Ames	8	Fielding Records	327
Mike Lehr	8	Fewest Errors, Season	336
Pat Gillick	9	Gold Gloves	329
Kevin Malone	10	Triple Plays	328
Syd Thrift	11	Won-Lost Records	
Gary Nickels	11	By Month	22, 102 & 144
Don Buford	12	By Year	337
IN THE COMMUNITY	13	Home-Road Record '54-'97	338
Babe Ruth Museum	15	Since 1954/1960/1969	314
Oriole Advocates	357	Vs. Opponents, '54-'97	210
Oriole DH's (sales volunteers)	357	Post-Season History	341
MANAGER, STAFF & PLAYERS		Retired Numbers	
Ray Miller	18	Murray, Eddie	24, 352
Coaches	19	Palmer, Jim	352
Behind the Scenes	27	Robinson, Brooks	350
Player Biographies	32-193	Robinson, Frank	351
Roster	194-196	Weaver, Earl	349
BASEBALL OPERATIONS	229	YEAR IN REVIEW —1997	
Scouts	228	Day-by-Day	200
Free Agent Draft/1st Round Picks	235	Major League Standings	204
Longest Affiliations	257	Summary	198
Minor Leagues		Transactions, O's '97-'98	202
1997 Summary	229	Team/Individual Statistics	204-207
Awards	241, 243 & 245	ORIOLE PARK AT CAMDEN YARDS	
Staff & Instructors	231	Attendance Records	360
Affiliates & Staffs	236	Capacity	354
Players	258-312	Diagram	368
ORIOLES VS. OPPONENTS		Firsts at OPACY	356
Active Career Offensive Leaders vs O's	156	Ground Rules	357
All-Records vs. O's	210	History	354
Batters vs. O's Pitching, '97	207	Improvements	356
Biggest Winners/Losers vs. O's	325	Ticket Prices	368
HR by Park	206	Tour Schedule	350
O's Record in Each Ballpark	210	Warehouse	354
Vs. Orioles, '97	206	ATTENDANCE	
RECORDS & HISTORY		Year-by-Year	358
General Managers, O's All-Time	10	Record Crowds	358
History of Orioles	348	Notes	359
Opening Day Record	43	Oriole Park Records	360
Roster, All-Time	330	SPRING TRAINING INFO	16
Year-by-Year Standings	337	MEDIA INFORMATION	
All-Star Games		Pre-Game Workout Schedule	357
Miscellaneous Notes	340	BBWAA	362
O's All-Star Game Selectees	339	Local Radio-Television	362
Awards		O's Radio/TV Network	362
Miscellaneous	338	Orioles on Radio/TV	363
Most Valuable Orioles	337	Schedule	369
Gold Glove Winners	329	MISCELLANEOUS BOXES	
Hall of Fame		Active Innings Pitched Leaders	110
Cooperstown	346	All-Time Consecutive Game Streaks	166
Hall of Fame Game	347	All-Time Leaders, Games & Reliefs Apps	136
O's	346	Consecutive Seasons, 20+ HR	60
Batting Records	318	DH Leaders in H, HR, & RBI	48
Career Leaders	317	Expansion Draft	249
Hitting for the Cycle	319	Family Ties	134
100-RBI Seasons	315	Ford C. Frick Award Winners	365
Position Leaders, HR & RBI	316	Highest Win. Pct., Active/Career Pitchers	135
RBI Leaders by Week/Month	221	HR by Brothers	166
.300 Hitters	315	HR by LH Batter, Most in Season	41
Year-by-Year Leaders	315	HR by Leadoff Hitter	42-43
Home Run Records	320	Longest Team Winning Streaks	37
By Position, O's Leaders	316	Most Career HR w/o 30 HR season	49
Eutaw Street HRs	171	Most Career HR w/o winning season title	158
Grand Slams by Current O's	322	'90s ML Batting Leaders	142
Grand Slams, O's All-Time	323	Orioles Online	5
Inside-the-Park	328	Presidential Visits	329
Leaders by Week/Month	221	Ripken Museum	168
Longest Oriole Park HRs	94	20-HR/50-SB Seasons	41
Position, Leaders by	316	Winningest Active Pitchers	110
30-HR Seasons	315		
20/20 Club, HR & SB	321		

© Baltimore Orioles, LP, 1998.
Produced by: The Baltimore Orioles Public
Relations and Publishing Departments.
Statistical Data provided by: MLB Baseball
Information System, Elias Sports Bureau,
Stats Inc., and Howe SportsData.
Printing: French-Bray Printing.

Front
Office

O's in the
Community

Manager &
Coaches

1998
Orioles

1997 In
Review

Orioles vs.
Opponents

Minor
League

Records
& History

Oriole
Park

Media

THE BALTIMORE ORIOLES ORGANIZATION

333 West Camden Street
Baltimore, Maryland 21201
410-685-9800

FRONT OFFICE

Chairman of the Board/Chief Executive Officer Peter G. Angelos
Vice Chairman/Community Projects & Public Affairs .. Thomas L. Clancy, Jr.
Vice Chairman/Business & Finance Joseph E. Foss
General Manager Patrick L. Gillick
General Legal Counsel H. Russell Smouse
Chairman's Representative John P. Angelos

BUSINESS/ADMINISTRATION

Chief Financial Officer Robert A. Ames, CPA
Special Liaison to Chairman Lou Kousouris
Director/Concession Operations Robert P. Gallion
Administrative Assistant Samantha F. Voxakis
Executive Administrative Assistant Evelyn Ehlers

FINANCE/ADMINISTRATION

Accounting Department

Controller Edward J. Kabernagel, CPA
Assistant Controller Michael D. Hoppes, CPA
Accountant Chris Voxakis, CPA
Staff: Scott Dagostin, Kaye Laker, Joe Lichtfuss,
Pamela Nowicki, Diane Schmitt, Kim Yancheski

Administration

Director/Human Resources Martena Wylie Clinton
Benefits Coordinator Lisa Tolson
Director/Computer Services James L. Kline
Purchasing Agent Angela Brown Knight

BASEBALL OPERATIONS

Major League

Assistant General Manager Kevin Malone
Traveling Secretary Philip E. Itzoe
Administrative Assistant/Baseball Operations Ellen Harrigan

Player Development

Director of Player Development Syd Thrift
Assistant Director of Player Development Don Buford
Administrative Assistant/Player Development Ann Lange

Scouting

Director of Scouting Gary Nickels
Scouting Administrator Matt Slater
Scouting Computer Assistant Marcy M. Zerhusen

Medical Staff

Club Physician William Goldiner, MD
Club Physician, Orthopedics Michael Jacobs, MD
Head Athletic Trainer Richard L. Bancells
Assistant Athletic Trainer Brian Ebel
Strength and Conditioning Coach Tim Bishop

COMMUNITY RELATIONS

Director/Community Relations Julie A. Wagner
Community Relations Manager Stephani Lewis
Administrative Assistant/Community Relations Jennifer Steier

MARKETING AND BROADCASTING

Executive Director, Marketing and Broadcasting Mike Lehr
Marketing and Broadcasting Service Representative Kristen Kepple

Marketing

Director/Marketing & Advertising Scott Nickle
Advertising and Promotions Manager Jim Brylewski
Corporate Marketing Manager Jim Hawes
Corporate Marketing Manager Michelle Breaux

Publishing

Director/Publishing Stephanie Parrillo
Publishing Assistant Monica M. Windley

Public Relations

Director/Public Relations John Maroon
Assistant Director/Public Relations Bill Stetka
Administrative Assistant/Public Relations Heather Tilles

Ballpark Entertainment and On-Line Services

Director/Ballpark Entertainment & On-Line Services Spiro Alafassos
Producer Pete Hock
Associate Producer Jason Siemer
Video Coaching Assistant Jeff Nelson

Orioles Merchandising

Retail Manager John Greeley
Merchandising Supervisor Josh Wulkan

SALES, FAN SERVICES & TICKETING

Sales

Director/Sales Matthew P. Dryer
Party Facility Coordinator Linda Jones
Account Executive Steve Freeman
Account Executive Mark Hromalik
Account Executive Lisa Lorden
Account Executive Mike Pintzuk
Account Executive Sandi Van Horn
Account Executive Chrissie Werzinsky
Sales Representatives Jacquelyn Lee, Sue Ellen Sacco,
Debbie Weimert

Fan Services

Director/Fan Services Donald E. Grove, Jr.
Assistant/Fan Services Vernon A. Burk
Mail Order Supervisor Carlos Gollahon
Senior Staff Judy L. Valentini, Kandice Kepner, Joyce Noto,
Lorraine Sapp, Leona Schmidt, June Wiltshire
Fan Services/Tour Staff: . Harry Benninghoff, Kelly Brennan, Rob Carlson,
Edward J. Gunther III, Michael Heady, Mike Oettel, Wendy Morrison

Ticketing

Manager/Ticket Office Audrey M. Brown
Assistant Ticket Manager Denise C. Addicks
Operations Manager Steve Kowalski
Vault Supervisor Stephanie Crockett
Box Office Supervisor Joe Vacek, Jr.
Mail Order Service Coordinator Cynthia S. Dumas
Group Ticket Coordinator Tom Heyerdahl
Processing Manager M. Ethel January
Administrative Assistant Sabrina Dickerson
Staff: Sue Bennett, Jim Carnaggio, Joe Carnaggio, Joe Codd,
Susan Rowell, Frank Wagner, Joan Walsh, Rain Willoughby

BALLPARK OPERATIONS

Director/Ballpark Operations Ken Bullough
Administrative Assistant Ileen Wagner
Head Groundskeeper Paul C. Zwaska
Groundscrew Rodney Lane, Ronald Potter
Umpires/Field Attendant Ernie Tyler
Equipment Manager (Home) James W. Tyler
Equipment Manager (Road) Frederick Tyler
Mail Room Supervisor Edward E. Ridgely
General Duties Adam Reed

OWNERSHIP OF THE ORIOLES

On October 4, 1993, American League owners unanimously approved the sale of ownership of the Orioles from then-principal shareholder Eli. S. Jacobs to a group of investors led by Baltimorean Peter Angelos. The sale placed the Orioles in local hands for the first time since 1979, when Jerold C. Hoffberger, representing his family which owned a controlling interest in both the Orioles and the National Brewing Company, sold the franchise to prominent Washington attorney Edward Bennett Williams.

From October 29, 1953, when the transfer of the St. Louis Browns franchise became official until Williams purchased the club late in 1979, the Baltimore Baseball Club, Inc. was publicly held and was operated by a group of Baltimore investors which owned a majority share of the BBLI. Among those who played key roles in the operation of the franchise during that 26-year period were: former chief executives Clarence Miles, who organized the group that secured the St. Louis Browns for Baltimore and who served as the club's first president; James Keelty, Jr.; Joseph A. W. Iglehart; and Jerry Hoffberger, as well as longtime club treasurer Zanvyl Krieger ('58-'79).

PETER ANGELOS Managing Partner

Peter Angelos, the Principal Owner and Managing Partner of the Baltimore Orioles, has brought dynamic leadership to the ballclub and to the community since he and his fellow investors restored the team to local ownership in August of 1993.

Oriole fans who have filled Oriole Park at Camden Yards since its opening have longed for the club to reward their loyalty by acquiring and developing top quality talent on the field. Over the last two years, Mr. Angelos has put together one of the most respected baseball operations teams in the game today with General Manager Pat Gillick, Assistant General Manager Kevin Malone, Director of Player Development Syd Thrift and Manager Ray Miller. The Orioles reached the post-season in 1997 for the second straight time, defeating the American League West Division Champion Seattle Mariners in the Division Series.



Mr. Angelos has also taken constructive steps off the field. Fans who were seated in box seats down the left and right field lines had complained since the park's opening because their seats were improperly angled toward center field. More than 3,300 seats in question have been adjusted to improve their angle. Fans who felt uncomfortable when being approached near the ballpark by aggressive ticket scalpers received support from the Baltimore City Council in '94 after Mr. Angelos sponsored a bill to banish the practice from the areas within 10 blocks of Camden Yards. In 1995 a "scalp free zone" was created at the ballpark for fans wishing to purchase tickets or sell tickets to others for face value. In addition, many fans whose season tickets were unfairly relocated when the club moved from Memorial Stadium had these injustices rectified at the insistence of Mr. Angelos.

Beyond correcting inherited problems and building a club fans can be proud of, the Orioles, through Mr. Angelos' leadership continue to make substantial contributions to the Maryland community, particularly for children. This past year the Orioles Charitable Foundation contributed to organizations such as The Baltimore Baseball League, The Ed Block Courage Awards Foundation, Kennedy Krieger Institute, National Multiple Sclerosis Society, The Salvation Army, The Associated Jewish Community Foundation, House with a Heart Foundation, The Baltimore Community Foundation, The Save-A-Heart Foundation, and The House of Ruth.

In August, 1997, the Orioles presented the Trust for Public Land with a \$100,000 donation as a matching gift to be used toward the renovation of the

newly renamed Leon Day Park, (formerly Bloomingdale Oval Park). The funding was used to develop a baseball field at the park.

The Orioles were a major contributor to the Baltimore Bicentennial and for the fourth consecutive year, the sponsor of the Baltimore Symphony Orchestra's Fundraising gala.

In 1996, Mr. Angelos made a 1 million dollar contribution to the Babe Ruth Museum Camden Station project that will be the home of a fabulous state of the art Baltimore baseball museum and learning center. The project, which is being guided by the Orioles and the Babe Ruth Museum, will include a turn of the century-style restaurant consistent with the Oriole Park architecture and a museum that will include tributes to the Negro Leagues, Baltimore's 13 professional ballparks, the Maryland Athletic Hall of Fame and much more.

Peter Angelos was raised in the industrial neighborhood of Highlandtown in East Baltimore. He graduated from Patterson Park High School and from the University of Baltimore, where he was valedictorian of his class at the School of Law. An attorney since 1961, he is the President and managing partner of the Law Offices of Peter G. Angelos, P.C. He is a member of the American Trial Lawyers Association, American Bar Association, Maryland State Bar Association, District of Columbia Bar Association, Tennessee Bar Association and the New York State Trial Lawyers Association.

Mr. Angelos, known nationally for his success as a plaintiff's attorney, is admitted to practice before the courts of Maryland, Federal Courts, District of Columbia, Court of Appeals for the Fourth Circuit, the United States Supreme Court, and the United States Supreme Tax Court. In addition, Mr. Angelos has practiced in New York, Tennessee, Pennsylvania, and before the courts of numerous jurisdictions in the country.

Mr. Angelos has served the community as a member of the Baltimore City Council. He presently serves as a member of the Board of Trustees of Loyola College, The John Hopkins University, Western Maryland College, and the University of Baltimore where he also serves on the Advisory Board of the University of Baltimore School of Law. He also serves on the boards of the University of Maryland Foundation, the Baltimore Symphony Orchestra, Saint Joseph's Hospital and the Grant-A-Wish Foundation.

He has received Honorary Doctorate Degrees from Mount Saint Mary's College, Loyola College and the University of Baltimore. He is a member of the American Academy of Achievement and the Breath of Life Lung Association. Mr. Angelos is the recipient of the Ellis Island Medal of Honor, the Pillar of Sports Advertising Club award, and the AFL-CIO Social Justice award. He was also named Sportsman of the Year in 1995 by the New York *Daily News*.

He and his wife, the former Georgia Kousouris, reside in Baltimore. They have two sons, John and Louis.

ORIOLES ONLINE

Visit "Orioles Online," the Orioles official home on the world wide web...Check out the latest in Orioles news and information featuring up to the minute press releases, player information and team statistics...The Orioles can be found on the internet at:

www.theorioles.com

JOE CODD: THE ONE AND ONLY

In this, the Orioles 45th Anniversary Season in Baltimore, one person has been with the organization since the beginning. He is Joe Codd, a member of the ticket office staff.

ORIOLES INVESTORS



William P. Beatson: Owner of The Beatson Companies.



David H. Bernstein: Chairman of the executive committee of the board of directors of Duty Free International, Inc.



Roger R. Blunt, MG (AUS, Ret.): Chairman and CEO of Blunt Enterprises, Inc.



Edward J. Brush: President of The Fountainhead Group.



John H. Claster: President of Claster Television, Inc.



Jack B. Dunn, IV: President and chief executive officer of Forensic Technologies International Corp.



Stephen A. Geppi: President and CEO of Diamond Comic Distributors.



Wayne R. Gioioso, Sr.: Owner of Gioioso Investments.



John H. Laporte: Managing director of T. Rowe Price Associates.



Barry Levinson: Motion picture producer, writer and director.



Jim McKay: ABC-TV sports commentator.



Harvey M. Meyerhoff: Chairman of the board of Magna Holdings, Inc.



James S. Riepe: Managing director of T. Rowe Price Associates.



Pam Shriver: Professional tennis player.



George P. Stamas: Partner, Wilmer, Cutler & Pickering



Alfred Tyler II: President of Weston Investments, Inc.



Henry Knott II: Marion I. and Henry J. Knott Foundation



Pat Smyth: Chairman of the Board, Helix Health Inc.

TOM CLANCY

Vice Chairman of Community Projects & Public Affairs

Tom Clancy's story is a publishing fairy tale come true. His first novel, *The Hunt For Red October*, published by the Naval Institute Press in hardcover in 1984 sold briskly as a result of rave reviews, then catapulted onto *The New York Times* bestseller list. *The Hunt for Red October* ended up selling over 500,000 copies in hardcover and eight million paperbacks (Berkley Books, 1985). The book has been translated into a number of foreign languages, including French, German, Spanish, Italian, Japanese, Chinese, and now Russian.



Mr. Clancy has also written *Red Storm Rising*, *Patriot Games*, *The Cardinal of the Kremlin*, *Clear and Present Danger*, *The Sum of All Fears*, *Without Remorse*, and *Debt of Honor*. Mr. Clancy is presently working on a new Jack Ryan novel. Ryan is a hero of Mr. Clancy. All of Mr. Clancy's books have sold millions and ranked No. 1 on *The New York Times* bestseller list for both paperback and hardcover novels.

Prior to writing *The Hunt for Red October*, Clancy's only literary effort was an article on the MX missile published in the *Naval Journal Proceedings*. Although he had dreamed of writing a novel since college, Clancy, who majored in English at Baltimore's Loyola College, had always made his living as an insurance agent.

Clancy's *The Hunt for Red October*, *Patriot Games*, and *Clear and Present Danger* were made into movies and were blockbuster box office smashes.

The walls of Clancy's office are lined with war games, books on weapons and government-produced maps, all a tribute to the author's lifelong fascination with technology. Although he devoured military books since childhood, severe myopia prevented Clancy from joining the service, although he did serve in the Army ROTC at Loyola.

Clancy's interest in writing fiction resurfaced in 1976 when he read of the attempt of a Soviet frigate's crew to defect to Sweden. The idea, he says, rattled around his head for years. Finally, he imagined the frigate as a submarine and a novel based on the incident began to take shape. The fledgling author completed his first draft in just over three months.

Although Clancy had never been on a submarine in his life, he boned up on technical knowledge with such books as *Combat Fleets of the World* and *Guide to the Soviet Navy*. His grasp of the material was such that everyone from critics to military and intelligence experts hailed *The Hunt For Red October* for its uncanny verisimilitude.

Despite the astounding publicity surrounding all of his novels, Clancy insists the cocktail party circuit is not for him and that his life hasn't changed all that much. At age 50, Clancy is the father of four.

SENIOR EXECUTIVES

JOE FOSS

Vice Chairman/Business & Finance

Now in his fifth season as the Orioles Vice Chairman, Joe Foss oversees all of the club's day-to-day operations. These include all of the business, financial, and administrative operations, as well as working with the Baseball Operations Department on budgets and player contracts.

Foss is a Trustee of the League Baseball Players Benefit Plan. He is a member of the American League Board of Directors, the American League Player Personnel Development Committee, and the American League Scheduling Committee.



On June 1, 1993, Foss joined Peter Angelos' acquisition team and then supervised the transition between ownerships. Mr. Angelos appointed him to Vice Chairman on December 9, 1993.

Foss graduated from St. Thomas College in St. Paul, MN in 1970, where he received his BA in Business Administration. In 1972, he received his MBA in Marketing/Finance from the University of Minnesota at Mankato. His extensive educational background led to 17 successful years in the banking industry with the Norwest Corporation in Minneapolis where he held positions from Commercial Banking Officer to Senior Vice President.

Foss continued his career in banking when he relocated to the Washington metropolitan area and accepted the position of President and Chief Operating Officer of First American Bank, N.A., of Washington in December, '89. In April, 1991, he was elected Chairman of the Board and Chief Executive Officer.

Community involvement is very important to Foss. He is an active board member of the Kennedy-Krieger Institute, the Maryland Special Olympics, the Maryland Science Center, the Babe Ruth Museum, and the National Aquarium.

He is a former board member of the Children's Theatre Company of Minneapolis, former president of the Minnesota Aquatennial Association, and former treasurer and trustee of The Green Door, located in Washington, DC.

Joe was born December 27, 1948 in Minneapolis. Foss and his wife Dawn have three children, Katie (16), Annie (12), and Michael (10). They reside in Cockeysville, MD.

ROBERT AMES Chief Financial Officer

Bob Ames is in his fourth year as the Orioles Chief Financial Officer. He was named to his current position in April, 1994 after an eight-year stint with Waverly, Inc. in Baltimore.

With the Orioles, Bob is responsible for accounting, management information systems, human resources and special projects.

Prior to joining the Orioles, Ames served as Treasurer of Waverly, Inc. While with Waverly he managed taxes, accounts receivable, credit and collections and the cash management departments.

Ames received Bachelor of Science degrees in Microbiology and Journalism/Public Relations from the University of Maryland in 1980. In 1987 he earned his Masters Degree in Finance from the University of Baltimore. Bob is a Certified Public Accountant and is a member of the Maryland Association of CPAs and the American Institute of CPAs.

Bob resides in Bel Air, MD, with his wife Linda, their three daughters Emily, Lindsay and Kaitlin, and their son, Benjamin.

MICHAEL LEHR Executive Director, Marketing & Broadcasting

Mike Lehr is in his third season with the Orioles and second full season in Baltimore. He was named to his current position on May 13, 1996. He came to the Orioles from the Cleveland Indians where he had served as Director of Broadcasting since December, 1993.

His responsibilities for the Orioles include broadcasting, marketing, advertising, promotions, corporate partnerships, ballpark entertainment, on-line services, merchandising, and publishing.

Prior to the beginning of his baseball career with the Indians, Mike was a television executive in Ohio and Illinois. From February, 1991 until he joined the Indians, Mike served as the Regional Director of Programming and Network Operations for SportsChannel Ohio in Cleveland and Cincinnati.



Mike's vast television experience includes Director of Programming and Production for Prime Cable of Chicago and Manager of Programming Operations and Facilities for Westinghouse Broadcasting, Inc., Group W Cable and Videoproductions.

Some of the honors that Lehr has received for his work include a pair of ACE Awards for Cable Excellence. In addition, he has received 10 nominations, including two for Overall Excellence, Live Sports Coverage, Variety and Public Affairs Programming.

In 1994 he was the winner of the Cleveland chapter Emmy Award for "Indians Baseball" on SportsChannel as the Outstanding Live Sports Program. He has also been nominated for 55 Emmy Awards by the Cleveland and Chicago chapters of the National Academy of Television Arts and Sciences.

The Chicago native is a 1984 graduate of the University of Wisconsin with a Bachelor of Arts degree in Communications and Political Science.

Mike resides in Ellicott City, MD, with his wife Theresa and their three children, Maggie, Michael, and Colleen.

BASEBALL OPERATIONS

PAT GILICK General Manager

Pat Gillick, 60, was named Orioles General Manager on November 27, 1995. He is in the final year of a three-year contract. The two-time Major League "Executive of the Year" has put together clubs that have advanced to the ALCS each of the last two seasons including 1997, when the Orioles went wire-to-wire in winning the AL East.

This past off-season he improved the club yet again with the free agent signings of former Cy Young Award winner Doug Drabek and slugger Joe Carter, who has played on two World Championship clubs in Toronto. Since coming to the Orioles, Gillick has acquired such popular players as Jimmy Key, Mike Bordick, B.J. Surhoff, Lenny Webster and Eric Davis.



Gillick, born on August 22, 1937 in Chico, CA, had been with the Toronto Blue Jays since the beginning of their existence, joining them on August 16, 1976 as the Vice-President of Player Personnel, just prior to their inaugural season. He was responsible for all baseball related activities including scouting, the farm system and the major league team. Gillick was named Vice-President of Baseball Operations for the Jays on November 24, 1977, and was appointed Executive Vice-President, Baseball on September 24, 1984.

He was voted Canada's "Baseball Man of the Year" by the Toronto and Montreal chapters of the BBWAA in 1983 and 1991, and was honored as UPI's Major League Baseball "Executive of the Year" in 1985 and American League "Executive of the Year" in 1993. Also in '93, Pat was co-winner of The Sporting News "Sportsmen of the Year" along with Toronto Manager Cito Gaston. Pat was honored by the Harvard School of Business in the fall of 1994.

Retiring as a player at age 26 after 5 years in the Orioles farm system, Pat accepted a job as Assistant Farm Director of the Houston Astros under Eddie Robinson and spent 10 years with Houston, working his way to Regional Scouting Coordinator and then the Director of Scouting. He joined the Yankees in September of 1974 as Coordinator of Player Development and Scouting under Tal Smith.

He graduated in 1954 at the age of 16 from Notre Dame High School in Sherman Oaks, CA where he played baseball and football. He enrolled at the University of Southern California in the fall and graduated in 1958 at the age of 20 with a Bachelor of Science degree in business. Pat pitched at USC under coach Rod Dedeaux and was a member of the NCAA College World Series championship team in '58. He pitched semi-pro ball for Edmonton of the Western Canada League in the summer of 1958.

The left-handed pitcher signed his first professional contract with the Orioles' Mike Catron. He made his pro debut in 1959 at Stockton (C), going 9-5 with a 3.78 ERA. He advanced to Fox Cities (B) in 1960 where he was 11-2 with a 1.91 ERA and he completed that season at AAA Vancouver. Pat spent the next three seasons between Little Rock (AA), Elmira (A) and Rochester (AAA) and compiled 10 wins at Little Rock in 1961. In five seasons in the Orioles organization he compiled a 45-32 record with a 3.42 ERA.

Gillick played under Orioles legendary manager Earl Weaver for three seasons at Fox Cities (1960) and Elmira (1962-63). He retired in 1963 due to arm problems.

Pat married the former Doris Sander in November of 1968. He and Doris have a daughter, Kimberly (11/24/72). Pat's father, Larry Gillick, was a former star pitcher with Sacramento of the Pacific Coast League and a former sheriff of Butte County, California.

Orioles General Managers ['54-'96]

Arthur Ehlers [54]
Paul Richards [September '54-November '58]
Lee MacPhail Jr. [November '58-November '65]
Harry Dalton [December '65-October '71]
Frank Cashen [November '71-October '75]
Hank Peters [November '75-October '87]
Roland Hemond [November '87-November '95]
Pat Gillick [November '95 -]

KEVIN MALONE Assistant General Manager

Kevin Malone, 40, was named Assistant General Manager of the Orioles by Pat Gillick on December 22, 1995. He is in his 3rd season as the Orioles Assistant GM. He was with the Montreal Expos the previous four seasons.

Malone held the position of General Manager of the Montreal Expos for the two years prior to coming to Baltimore (1994-95). In 1995 he was named by USA Today's *Baseball Weekly* the "Best GM in the game."



Prior to '94, Kevin was Montreal's Director of Scouting, a position he held since November 2, 1991 when he returned to the Expos' organization after a three-year stint as the Minnesota Twins' East Coast Scouting Supervisor (1989-91). In 1991, he served as the Advance Scout assigned to the Braves when Minnesota defeated Atlanta for the World Championship.

In 1988 he was the Expos' scout in Southern California and a coach/hitting instructor at Class A Jamestown in the New York-Penn League. Kevin began his scouting career in 1985 with the California Angels and served as their Southern California scout for three years (1985-87) and he also coached and instructed at the short season level.

Malone was born on August 6, 1957 in San Diego, CA, and grew up in Louisville, KY. He graduated from Bishop David High School and from the University of Louisville in 1980. In '96 he was inducted into the University of Louisville Athletic Hall of Fame. In '97 the University of Louisville presented Kevin with the "Order of Merit and Achievement Award." In '80 he was drafted as a second baseman by the Cleveland organization.

Kevin and his wife, the former Marilyn Perry, have two children, Shannon (11) and Shawn (8).

SYD THRIFT Director, Player Development

Syd Thrift is in his fourth year as the Orioles Director of Player Development and his 41st year in professional baseball. Thrift was appointed to his current position on October 31, 1994. This past season, under Syd's direction, the Orioles farm system brought home three league championships, the most in baseball. AAA Rochester won the International League Crown, Class A Delmarva captured the South Atlantic League title, and Rookie Level Bluefield won their second straight Appalachian League Championship.



Syd was the Founding Director of the innovative Kansas City Royals Baseball Academy. As Director of the Academy from 1970-1972, Syd implemented a system of player procurement and development which was unique in scope and design. In 1988 with the Pirates, Thrift was honored as "General Manager of the Year" after taking Pittsburgh from last place in '85 to a contender. He gave respected manager Jim Leyland his start as a major league manager in '85. In 1995, Syd was awarded the Edwin Rommel Award for years of contribution to the game. In addition, in 1996 he was elected to the Mid-Atlantic Scouts Hall of Fame.

Syd and his wife Dolly reside in Baltimore and have two sons, Jim (35) and Mark (33). Jim was appointed to be the minor league offensive coordinator for the Cincinnati Reds in '98. Jim and his wife, Michelle have three children: Ryan (6), Audrey (4), and Brandon (3). Thrift also had served the Oakland Athletics as Director of Player Personnel, the New York Yankees as Senior Vice-President of Baseball Operations and the Chicago Cubs as Assistant General Manager.

Though Thrift had an eight-year hiatus from baseball (1977-84), he was an entrepreneur and remained close to the game. In 1976, Thrift entered the real estate business in Fairfax, VA. In 1982 he opened Syd Thrift and Associates, Inc. Realtors. While serving that company as president and chief executive officer, he remained active in baseball.

A native of Locust Hill, VA, Thrift graduated from high school at the age of 16, then attended Randolph-Macon College where he graduated at the age of 20. In 1997, he was elected to Randolph-Macon's Athletic Hall of Fame. While there he played baseball, earning all-state honors. Thrift received an honorary doctorate degree from Randolph-Macon in 1990. The left-handed pitcher, who also played first base, signed with the Yankees on June 13, 1949.

In 1990, he wrote, "The Game According to Syd," published by Simon and Shuster and co-written by Barry Shapiro. In 1988 he received the Dapper Dan "Man of the Year" award, the first non-player to be so honored. He was honored in 1987 by the Arthritis Foundation and was Vectors' Man of the Year in Sports. In 1990 the Pirates team that Thrift assembled received a series of honors: Leyland was "Manager of the Year"; Barry Bonds was National League MVP; and Doug Drabek captured Cy Young honors. This past off-season, Syd was inducted into the State of Virginia Hall of Fame.

GARY NICKELS Director of Scouting

Gary Nickels, 51, begins his eighth year as the Director of Scouting for the Orioles. His responsibilities include overseeing the scouting department in addition to hiring and evaluating scouts. Gary is entering his 27th year in professional baseball, his 10th with the Orioles. As scouting director, Gary has made his mark with his quality draft choices. Fourteen of the players on the Orioles 40-man roster were either drafted or signed as amateur free agents since Gary became scouting director: RHP Rocky Coppinger, RHP Julio Moreno, RHP Nerio Rodriguez, OF Wady Almonte, OF Eugene Kingsale, OF Danny Clyburn, LHP Rick Krivda, OF Jeffrey Hammonds, RHP Chris Fussell, RHP Steve Montgomery, RHP Billy Percibal, RHP Sidney Ponson, 2B Carlos Casimiro, and RHP Armando Benitez. Under Nickels' direction, the Orioles' 1997 Amateur Draft was rated as one of the top three in baseball by both *Baseball America* and *USA Today*. Nickels' scouting administrator, Matt Slater



and the scouting staff drafted and signed two potential impact players in the first round, Jayson Werth and Darnell McDonald. McDonald was considered the best high school position player in the draft but fell to the bottom of the first round due to his stated desire to attend the University of Texas on a baseball/football scholarship.

Nickels started with the Orioles in 1989 as the Midwest Scouting Supervisor and National Cross-Checker. He handled major league and advance scouting duties for the club, and also aided in the first round selections of Oriole hurlers Ben McDonald in 1989 and Mike Mussina in 1990.

He started his career as a scouting administrative assistant with the Philadelphia Phillies in 1972. After spending 10 years with the Phils, Gary went to the Chicago Cubs for seven years, as an area scout and central region scouting supervisor. With the Cubs, he participated in the drafting and signing of several current major leaguers including Shawon Dunston, Mark Grace, Joe Giraldi, and current Oriole Rafael Palmeiro.

A 1968 graduate of Illinois Wesleyan University, Nickels was the captain of the baseball team as a left-handed pitcher. He went on to earn his master's degree in sports administration in 1975 from Ohio University, where he was a graduate assistant for the Bobcats' baseball team.

A resident of Naperville, Illinois, Gary and his wife Margie have one daughter, Lora (10/13/79).

DON BUFORD

Assistant Director of Player Development

Don Buford is in his 4th season as the Orioles Assistant Director of Player Development under Syd Thrift. A member of the Orioles Hall of Fame, this is Don's 36th year in baseball. He was named to his current position after serving on the Orioles major league coaching staff in 1994, a capacity in which he also served in 1988.



Buford was originally signed by the Chicago White Sox. In 1963 he was named *The Sporting News* Minor League Player of the Year when he led the International League with a .336 average and 42 stolen bases. He made his major league debut with the White Sox in September of '63.

After four years with Chicago, he was traded to the Orioles on November 29, 1967, the year after he finished 2nd in the A.L. to Bert Campaneris with 51 steals.

With the Orioles, Don compiled an on-base percentage of over .400 in 1969, '70 and '71 and scored 99 runs each year, leading the Birds to three straight pennants. He batted a combined .357 in three A.L.C.S., '69-'71 and played in three World Series. He homered in his first WS at-bat off Tom Seaver in Game 1 of the 1969 Series. In 1971, Buford was named to the A.L. All-Star Team. From 1973-'76, he played for the Taiheiyo Club Lions and the Nankai Hawks in Japan and in 1974 was named the MVP of the All-Star Game.

Following his playing career, Don was a minor league instructor and a scout for the Milwaukee Brewers in 1980. From 1981-84 he served as the San Francisco Giants first base coach under Frank Robinson. He rejoined the Orioles in the '88 season as bench coach and was named Director of Minor League Field Operations for the Orioles in 1989. He managed the Orioles AA affiliates in Hagerstown in 1992 and Bowie in 1993, leading the Baysox to the playoffs in '93.

Don and his wife Alescia married in 1961. They have three grown children, Don, Jr. (4/27/66), Daryl (8/22/67) and Damon (6/3/70). Alescia owns a public relations firm, Alescia Buford and Associates, in California. Damon broke into the majors with the Orioles in 1993 and is currently a member of the Boston Red Sox. Don Jr., also played ball in the Orioles farm system prior to attending UCLA medical school and is now an Orthopedic Surgeon. Daryl is a successful attorney, practicing law in California.

ORIOLES IN THE COMMUNITY: BEYOND THE YARD THE 1998 SEASON

O's in the
Community

The 1998 Baltimore Orioles community relations efforts will focus on a special cause that has affected the Orioles family during the past season. The Baltimore Orioles will dedicate the 1998 season to raise cancer research dollars, provide support for cancer patients, and raise public awareness regarding cancer related issues.

Highlights will include the Orioles exhibition game ticket proceeds to benefit cancer research, Orioles outfielder Eric Davis to serve as the American Cancer Society Relay for Life spokesman, and the Orioles support of the Leukemia Society of America's Opening Day Team for Life Campaign.

BEYOND THE YARD THE 1997 SEASON


In 1997 the Baltimore Orioles produced a winning team on and off the field.

The Orioles community efforts were highlighted by: Baltimore Orioles Charitable Foundation donations, youth sports programs, educational initiatives, player charity work, Orioles wives charitable endeavors, and player and mascot appearances throughout the Orioles region.

Baltimore Orioles Charitable Giving

Under the guidance of Peter and Georgia Angelos, the Baltimore Orioles Charitable Foundation has been a major financial contributor to civic and charitable organizations throughout the Orioles region. Last year the Baltimore Orioles Charitable Foundation contributed to organizations such as: the Babe Ruth Museum, the Baltimore Zoo, Associated Jewish Community Fund, AFRAM, House with a Heart Foundation, the Learning Bank, St. Joseph Medical Foundation, National MS Society Chapter, Druid Hill YMCA, Maryland Science Center, the National Aquarium, the Baltimore Symphony, the Baltimore Bicentennial Committee and numerous other organizations.

In addition, the Baltimore Orioles, Inc. contributed \$100,000 to build a ballpark in memory of hall of famer and Negro League great Leon Day. The park, located in west Baltimore, is part of the Trust for Public Land's Gwynns Fall Trail project.



Reviving Baseball in the Inner City

The Orioles RBI league for 13-15 year olds is the only citywide league for this age group. RBI is part of a national program to give inner-city youth the opportunity to learn and enjoy the game of baseball, to provide teenagers with positive role models, and to further develop the concept of teamwork.

In June, 1997 the Orioles hosted the RBI Regional Tournament with RBI all-star teams from Baltimore, Virginia, North Carolina, Pennsylvania and Washington, DC. Hall of famer Jim Palmer and Orioles assistant director of player development Don Buford addressed the athletes during the RBI Tournament dinner.

Baltimore Baseball League (BBL)

The Baltimore Baseball League for fourth and fifth grade students continues to thrive. The program provides 960 students from over 40 elementary schools a chance to play baseball while improving their reading skills. While participating in BBL, the players read and write book reports on 10 books

Fixin' Up Fields

The Saturn/Orioles Field program continues to improve baseball fields in Baltimore City and the surrounding counties. In addition, the Major League Baseball True Value Field of Dreams program improves fields in the Orioles region.



Let's Read


The Orioles Summer Reading Program, sponsored by the Baltimore Sun, promotes reading to over 40,000 children who participate in library summer reading programs throughout the Orioles region.

Reading Makes Cents (Baltimore County) and Buck A Book (York, PA) are two reading programs supported by the Baltimore Orioles. These programs encourage children to read books and acquire pledges to raise money for adult literacy programs in their areas.

Orioles Players

Baltimore Orioles players work with community charitable organizations by purchasing tickets, making public appearances, lending their name to fund raising efforts, and making personal donations. Some of the 1997 programs included:

Orioles players Jesse Orosco (Jesse's Kids), Mike Mussina (Moosketeers), Alan Mills (Alan's Team), Cal Ripken (Because We Care), and Robbie Alomar (Alomar's All-Stars) all purchased tickets to bring out underprivileged children to Orioles games.



14

Rafael Palmeiro serves as the Juvenile Diabetes Walk for a Cure spokesman and donated \$200 per home run to the Juvenile Diabetes Foundation. Orioles players also supported the Cystic Fibrosis 65 Roses Clubs, Schools Now, One for the Community, CollegeBound Foundation and countless other charitable endeavors throughout the season.

Appearances

Orioles players, Orioles coaches, and former Orioles players appear at community functions over 200 times each year. The Bird also visits and entertains at over 450 organizations throughout the Orioles region.

Orioles Wives

The player wives organization works during the sixth month baseball season on the Orioles Wives Food Collection (over 16,000 pounds of food in 1997), the Orioles Charity Golf Outing (\$54,000 in 1997), and the Orioles Wives Quilt raffle (\$32,000 in 1997).

Donations

Signed balls, photos, bats and jerseys provide an opportunity for community groups to raise money by using the popularity of the Orioles franchise. The community relations department disperses donations to over 2800 groups each year.

O's in the Community

THE BABE RUTH MUSEUM— EXPANDING INTO CAMDEN STATION

On February 6, 1895, George Herman "Babe" Ruth was born at 216 Emory Street in a Baltimore row house located "just a long fly ball from Oriole Park at Camden Yards." His house is one of the top baseball museums in the country, featuring an extensive collection of Ruthian artifacts and mementos, as well as the official museum of the Baltimore Orioles.

The Museum showcases the Orioles in two exciting exhibits this year. The first exhibit, "Birds in the Coop," opened on Babe's birthday, February 6, and features the 25 Orioles enshrined in the Baseball Hall of Fame in Cooperstown. Video highlights, audio interviews, graphic displays and artifacts will be combined to tell the exciting stories of the "Birds in the Coop." The grand opening of the "500 Home Run Club" will take place on May 7, and will feature an exciting array of memorabilia including the famous Eddie Murray 500th home run ball. Both exhibits will be on display at the Museum throughout the 1997 season.

Striving to exhibit its growing collections, the Museum plans to expand into a second facility: Camden Station, which is adjacent to Oriole Park at Camden Yards. Orioles owner Peter Angelos has donated \$1,000,000 to make the Camden Station project a reality. The historic train station will feature many displays on the Orioles and Ruth, a full-size theatre, virtual reality exhibits, and hands-on children's learning areas, including a discovery room, classrooms and much more. The Museum will continue to maintain the current Babe Ruth Birthplace on Emory Street, with shuttle bus service between both sites. The new Babe Ruth Baseball Center at Camden Station is slated to open in 1998.

15

SPRING TRAINING

Fort Lauderdale Stadium

5301 NW 12th Avenue
Ft. Lauderdale, Florida 33309
(954) 776-1921

Hotel Headquarters:
Doubletree Hotel
555 N.W. 62nd Street
Ft. Lauderdale, Florida 33309
(954) 772-5400

The Orioles return to Ft. Lauderdale for the third year. The complex, which includes a stadium and two practice fields, has a seating capacity of 8,340.

Year	Site	W-L	Att	Dates	Avg	Year	Site	W-L	Att	Dates	Avg
1954	Yuma	16-12	10,684	4	2,671	1977	Miami	14-10	51,918	11	4,720
1955	Daytona	11-15	14,897	7	2,100	1978	Miami	13-11	57,812	12	4,818
1956	Scottsdale	10-19	15,699	9	1,733	1979	Miami	10-15	44,310	12	3,660
1957	Scottsdale	14-19	15,568	9	1,730	1980	Miami	7-14	30,321	9	3,369
1958	Scottsdale	11-19	16,052	11	1,463	1981	Miami	12-13	42,262	10	4,228
1959	Miami	17-8	25,771	13	1,982	1982	Miami	14-12	29,683	13	2,283
1960	Miami	16-13	39,158	19	2,060	1983	Miami	15-11	34,883	15	2,328
1961	Miami	12-16	46,419	16	2,901	1984	Miami	15-12	34,973	11	3,178
1962	Miami	13-11	43,816	16	2,739	1985	Miami	14-14	55,659	15	3,711
1963	Miami	17-10	52,748	14	3,768	1986	Miami	14-15	50,592	13	3,892
1964	Miami	16-12	49,257	15	3,284	1987	Miami	13-15	54,749	16	4,211
1965	Miami	12-16	55,022	14	3,972	1988	Miami	9-19	122,767	13	9,444
1966	Miami	15-11	51,372	17	3,022	1989	Miami	14-15	154,374	18	8,576
1967	Miami	14-13	50,513	11	4,592	1990	Miami	6-9	75,872	7	10,639
1968	Miami	12-12	47,208	15	3,147	1991	Sarasota	14-16	217,216	9	24,135
1969	Miami	19-5	33,210	13	2,555	1992	St. Petersburg	17-11	126,638	13	9,741
1970	Miami	11-12	34,995	11	3,181	1993	Sarasota/St. Pete.	16-10	103,156	14	7,368
1971	Miami	14-13	45,185	13	4,108	1994	Sarasota/St. Pete.	15-15	111,428	14	7,960
1972	Miami	10-8	42,522	10	4,252	1995	Sarasota/St. Pete.	7-4	24,010	1	24,010
1973	Miami	13-11	47,003	13	3,616	1996	Ft. Lauderdale	13-13	62,601	13	6,354
1974	Miami	11-11	40,247	12	3,354	1997	Ft. Lauderdale	18-13	72,796	16	4,560
1975	Miami	18-9	41,623	13	3,202						
1976	Miami	4-11	29,123	8	3,640						


Attendance and record includes games at Miami, Joe Robbie Stadium, Oriole Park at Camden Yards and RFK Stadium, 1988-1997

1998 Spring Training Schedule

DAY	DATE	OPPONENT	SITE	TIME
Saturday	February 28	LA Dodgers	FT. LAUDERDALE	1:05 PM
Sunday	March 1	New York Mets	Port St. Lucie	1:10 PM
Monday	March 2	Montreal Expos	FT. LAUDERDALE	1:05 PM
Tuesday	March 3	Minnesota Twins	FT. LAUDERDALE	1:05 PM
Wednesday	March 4	St. Louis Cardinals*	Jupiter	1:05 PM
Wednesday	March 4	Mexico City Reds*	FT. LAUDERDALE	1:05 PM
Thursday	March 5	New York Mets	FT. LAUDERDALE	1:05 PM
Friday	March 6	LA Dodgers	Vero Beach	1:05 PM
Saturday	March 7	Montreal Expos	Jupiter	1:05 PM
Sunday	March 8	Boston Red Sox	FT. LAUDERDALE	1:05 PM
Monday	March 9	Minnesota Twins	Ft. Myers	1:05 PM
Tuesday	March 10	St. Louis Cardinals	FT. LAUDERDALE	1:05 PM
Wednesday	March 11	Boston Red Sox	Ft. Myers	1:05 PM
Thursday	March 12	St. Louis Cardinals	Jupiter	1:05 PM
Friday	March 13	LA Dodgers	Vero Beach	1:05 PM
Saturday	March 14	Montreal Expos	FT. LAUDERDALE	1:05 PM
Sunday	March 15	New York Mets	Port St. Lucie	1:10 PM
Monday	March 16	Florida Marlins	FT. LAUDERDALE	7:05 PM
Tuesday	March 17	Florida Marlins	FT. LAUDERDALE	1:05 PM
Wednesday	March 18		OPEN DATE	
Thursday	March 19	Montreal Expos	Jupiter	1:05 PM
Friday	March 20	LA Dodgers	FT. LAUDERDALE	1:05 PM
Saturday	March 21	St. Louis Cardinals	FT. LAUDERDALE	1:05 PM
Sunday	March 22	Montreal Expos	FT. LAUDERDALE	1:05 PM
Monday	March 23	Minnesota Twins	Ft. Myers	1:05 PM
Tuesday	March 24	New York Mets	FT. LAUDERDALE	1:05 PM
Wednesday	March 25	Florida Marlins	Viera	6:05 PM
Thursday	March 26	Florida Marlins	Viera	1:05 PM
Friday	March 27	Montreal Expos	Jupiter	1:05 PM
Saturday	March 28	New York Mets	FT. LAUDERDALE	2:10 PM
Sunday	March 29	New York Mets	ORIOLE PARK	1:35 PM

*—split squad

MANAGER and COACHES



Manager Ray Miller with catcher Lenny Webster.

Manager &
Coaches

RAYMOND (RAY) ROGER MILLER MANAGER—#31

Born: April 30, 1945

Opening Day Age: 52

Height: 6'3"

Weight: 215

Batted: R

Threw: R

Birthplace/Residence: Born in Takoma Park, MD...Resides in New Athens, OH

M.L. Service: In his second stint as a major league manager...Managed the Minnesota Twins for parts of two seasons, 1985-1986, before being replaced by Tom Kelly...Had been a major league pitching coach for 18 seasons with the Orioles (8 years) and the Pirates (10 years)...Played ten years of minor league ball in the San Francisco, Cleveland, and Baltimore systems.

Contract Status: Signed thru '99 with a club option for 2000*



PLAYING RECORD

YEAR	CLUB	W	L	ERA	G	GS	CG	SHO	SV	IP	H	R	ER	BB	SO
1964	Lexington-1	9	11	1.87	36	18	7	5	0	159.0	97	64	33	109	195
1965	Salinas-2	0	1	6.00	3	1	0	0	0	6.0	3	4	4	8	5
	Dubuque	7	9	3.76	30	15	7	1	0	122.0	97	66	51	78	147
1966	Pawtucket	0	0	9.00	1	0	0	0	0	2.0	3	2	2	1	2
	Reno	5	7	6.39	24	11	3	0	0	93.0	87	75	66	55	94
1967	Reno	1	3	4.95	34	1	0	0	0	60.0	50	40	33	41	49
1968	Reno	16	8	3.22	29	25	16	3	0	193.0	170	86	69	81	206
1969	Portland	5	11	3.38	45	7	2	0	5	112.0	107	51	42	56	73
1970	Wichita	6	6	3.67	56	1	0	0	7	98.0	94	49	40	46	87
1971	Wichita-3	0	1	2.45	8	0	0	0	0	11.0	12	3	3	5	10
	Rochester	3	2	3.16	44	0	0	0	11	57.0	49	26	20	28	48
1972	Rochester	7	5	3.21	47	0	0	0	7	73.0	66	31	26	38	61
1973	Rochester	1	1	1.38	14	0	0	0	1	26.0	13	8	4	15	15
Minor Lg. Totals		60	65	3.50	371	79	35	9	31	1012.0	848	505	393	561	992

1-Signed as a free agent by San Francisco 1/64

2-Selected by Cleveland from San Francisco on 11/30/64 in minor league draft

3-Acquired by Baltimore from Cleveland on 5/12/71 along with CA Larry Wallin for pitchers Dale Spier and Rich Thoms

MANAGERIAL RECORD

YEAR	CLUB	LEAGUE	W	L	POS
1985	Minnesota	American	50	50	4th (tie-Western Division)
1986	Minnesota	American	59	80	7th (Western Division)
ML Totals			109	130	

MANAGERIAL/COACHING CAREER

Ray is in his second stint with the Orioles and his first year as the O's manager...He returned to the Orioles as pitching coach last season...He served in that capacity for seven and a half seasons (1978-85)...Ray was named the Orioles 13th manager on November 11, 1997...During his first spell with the Birds, Miller coached two Cy Young Award winners (Mike Flanagan in '79 and Steve Stone in '80) and five different 20-game winners (Flanagan, Stone, Jim Palmer, Scott McGregor and Mike Boddicker)...Left the Orioles when he was named manager of the Minnesota Twins on June 21, 1985...The club went 50-50 under his direction that year and 59-80 in 1986 when he was replaced by Tom Kelly on September 12...Then he spent 10 seasons as the pitching coach of the Pittsburgh Pirates...He was named to the position on October 20, 1986...In 1990, Doug Drabek became the sixth different 20-game winner and third Cy Young Award winner coached by Miller...John Smiley became his seventh 20-game winner in 1991...The Orioles appeared twice in the World Series during Miller's first stay with the Birds, losing to Pittsburgh in 1979 and defeating Philadelphia in 1983...In 18 seasons as a major league pitching coach, Ray's teams have finished first or second ten times...From 1974-77, Miller served the Orioles as a minor league pitching instructor before joining the Birds at the major league level for the '78 campaign...At the end of the 1977 season, former Oriole player and coach, Billy Hunter, then the Texas manager, hired Ray to be his pitching coach...The Milwaukee Brewers then signed George Bamberger as their manager and the Orioles suddenly lost two highly respected pitching minds...Orioles GM Hank Peters then asked the Rangers for permission to talk to Miller about returning to the O's...Permission was granted and Ray returned to Baltimore...Managed and played in Puerto Rico, Venezuela and the Dominican Republic for several winters.

PLAYING CAREER

Enjoyed a 10-year professional pitching career...Closed out his pro pitching career with a 60-65 record...Originally signed by San Francisco in 1963...Com-

pleted a 1.87 ERA and tossed 7 CG in his first pro season and tossed a no-hitter in '64 in the Western Carolina League...In 1964 he was selected by Cleveland from San Francisco in the minor league draft...Winningest season came in 1968 at Reno when he went 16-8 with a 3.22 ERA in 25 starts with 16 complete games...Acquired by the Orioles in a minor league trade in 1971...Finished playing career in 1973 at Rochester as a player/coach in the Orioles system.

PERSONAL/MISCELLANEOUS

Married...Wife's name is Judy...One child: Scott (7/6/66)...Grew up in Forestville, MD...Graduated from Suitland HS in Maryland where he earned All-State honors in baseball...Also played soccer and basketball in high school...Has managed winter ball in Venezuela and Puerto Rico as well as in the Florida Instructional League...Served in the First Armored Division of the United States Army...Nicknamed "Rabbit"...It started in 1968 when he was referred to in a newspaper story as "Rapid Raymond" after he had legged out an inside-the-park home run...Over the years the original name was lost in translation and it changed to "rabbit"...This past off-season, Ray returned to Baltimore to take part in the Orioles Winter Caravans and annual FanFest.

CARLOS BERNHARDT FIRST BASE COACH—#45

Born: September 9, 1950

Opening Day Age: 47

Height: 5'11"

Weight: 195

Batted: R **Threw:** R

Birthplace/Residence: Born and still resides in San Pedro de Macoris, DR

M.L. Service: Has spent the last 13 years in the Orioles organization as a scout and manager in the Dominican Summer League...Carlos has signed over 200 players in his career...Was signed as a pitcher by the Seattle Pilots when he was 18 years old and played in the Seattle and New York Yankees systems.

Contract Status: Signed through '98



MANAGERIAL/COACHING CAREER

This is Bernhardt's first season as a member of the Orioles coaching staff...He was named to his current position on January 13, 1998...Carlos is entering his 14th year with the Orioles organization...His previous 13 seasons he has served as Baltimore's Dominican Republic Scouting Supervisor...In that role he signed over 200 players including current Orioles reliever Armando Benitez and Orioles prospects Carlos Casimiro, Julio Moreno, Billy Percibal and Wady Almonte...Carlos also managed the Orioles Dominican Summer League entry...The Dominican Summer League Orioles have compiled the best record in the league each of the last four years...As the Orioles Dominican Scouting Supervisor, Bernhardt oversaw Orioles scouts Salvadore Ramirez, Francisco Gabalara and Patrick Guerrero...In addition, Carlos has spent several winters serving as a pitching coach for the Estrellas club in the Dominican Winter League...One of the managers he served under in the Dominican Winter League was current Cleveland Indians General Manager John Hart.

PLAYING CAREER

Carlos was a right-handed pitcher and was signed at the age of 18 by the Seattle Pilots...He began his professional career in 1969 pitching for Newark in the New York-Penn League...Following his first professional season Carlos, who consistently threw in the mid-90s, pitched in winter ball in the Dominican Republic...After an impressive first year his contract was purchased by the New York Yankees...Later during the winter of '69, Bernhardt was pitching in Venezuela while, in a freak accident, he broke his arm while throwing a pitch and slipping off the mound...He did not pitch in 1970 and continued to mend during most of the 1971 season...He appeared in six games for Ft. Lauderdale, the Yankees entry in the Florida State League, at the end of the '71 campaign...In 1972 he was released by New York and he pitched for Tampico and Jalisco in the Mexican League, combining to pitch 25.0 innings...Yankees scout Cloyd Boyer saw Carlos pitching in Mexico and invited him to Yankee Stadium to pitch in a simulated game...The Yankees were impressed with the way Carlos

looked and invited him to camp in the spring of '73 at which time he reinjured his arm and retired.

PERSONAL/MISCELLANEOUS

Married...Wife's name is Janet...Three children: one son, Carlos Julio and two daughters, Jennelly and Jeanette...Carlos has three brothers who played baseball professionally...Juan played in the majors with the Yankees and Seattle and hit the Mariners' first ever home run at the Kingdome off Frank Tanana...Juan is currently a scout for the Chicago White Sox...Jose played in the Toronto farm system and his son (Carlos' nephew) Josephann Bernhardt signed with the Blue Jays last year...Carlos' brother Cesar played with the Chicago White Sox organization...Carlos holds the javelin record in the Dominican Republic...He broke Felipe Alou's record when he was 14 years old...This past off-season he returned to Baltimore to take part in the Orioles annual FanFest.

RICHARD (RICK) JOHN DOWN HITTING COACH—#48

Born: December 14, 1950

Opening Day Age: 47

Height: 5'11"

Weight: 220


Batted: R

Threw: R

Birthplace/Residence: Born in Wyandotte, MI...Resides in Las Vegas, NV

M.L. Service: Has been a major league hitting coach the last six seasons and is in his third year with the Orioles...Managed in the minor leagues in the New York Yankees system for six seasons...Played in the minors for seven years.

Contract Status: Signed thru '99



PLAYING RECORD

YEAR	CLUB	AVG	G	AB	R	H	2B	3B	HR	RBI	BB	SO	SB
1969	Bradenton	.324	21	37	9	12	2	0	0	5	9	4	2
1970	West Palm Beach	.237	109	358	43	85	12	5	1	34	46	75	15
1971	West Palm Beach	.289	88	284	42	82	8	4	4	28	33	45	17
	Winnipeg	.246	42	142	17	35	4	2	3	16	5	24	0
1972	Quebec City	.247	133	449	55	111	17	4	7	53	44	54	10
1973	Peninsula	.143	15	28	6	4	0	0	1	2	8	8	1
	Quebec City	.282	118	425	60	120	28	4	4	36	52	62	5
1974	Memphis	.282	108	298	41	84	12	6	11	53	28	76	4
1975	Memphis	.214	112	290	29	62	7	4	2	20	41	60	0
Minor Lg. Totals		.257	745	2311	302	595	90	29	33	247	266	408	54

MANAGERIAL RECORD

YEAR	CLUB	LEAGUE	W	L	POS
1977	Bellingham	Northwest	42	26	1st
1978	Stockton	California	39	34	2nd
			24	43	4th
1989	Columbus	International	9	7	4th
1990	Albany	Eastern	24	21	1st
	Columbus	International	53	34	1st
1991	Columbus	International	85	59	1st
1992	Columbus	International	95	49	1st
Pro Totals			371	273	

MANAGERIAL/COACHING CAREER

Rick is in his third year as a member of the Orioles coaching staff...Named to the Orioles staff on January 5, 1996...Spent the previous three seasons as the New York Yankees batting coach...The Yankees led the major leagues in team batting average each of his first two years...In 1996, the Orioles set a major league record for most HR in a season (251)...Had spent seven years in the Yankees organization and this is his 6th straight year coaching at the major league level...Spent the '93 off-season managing the Aragua Tigres in the Venezuelan Winter League...Managed Yankees AAA affiliate in Columbus (OH) for three years (1990-92)...Was appointed to that post on June 6, 1990 when Stump Merrill was named Yankees' manager...Led the '92 club to a 95-49 record and a Governors' Cup championship...In his three seasons at Columbus he led the Clippers to three consecutive International League West Division titles and two straight Governors' Cup crowns, becoming the 1st manager to win consecutive Governors' Cups since Frank Verdi of Syracuse in 1969-70...In '92, the Clipper squad set a franchise record with 95 wins, the most in the I.L. since Toronto won 100 games in 1960...From 6/6/90 until the

end of the 1992 season, he had Columbus in first place in 385 of 391 game days...In 1990 he served as manager at AA Albany before his promotion to Columbus...Began the '89 season as the Yankees roving minor league hitting instructor before he managed Columbus for the final 16 games of that season after Bucky Dent was named Yankees manager...After beginning his coaching career at West Palm Beach in 1976, Down managed at Bellingham in 1977 and Stockton in 1978 before leaving the professional ranks to coach at the University of Nevada-Las Vegas from 1979-84...Returned to professional ball in 1985 and through the '88 season he served as a special assignments coach and roving hitting instructor for the California Angels organization.

PLAYING CAREER

Was selected by the Montreal Expos in the 74th round in the 1969 June Draft...Originally signed by Bill Schudlich...Spent seven seasons in the minor leagues as a third baseman...Batted .257 with 33 HR, 247 RBI and 54 stolen bases in 745 games...Placed on Montreal's major league roster on September 30, 1971...Clubbed a career-high 11 home runs in 1974 for Memphis.

PERSONAL/MISCELLANEOUS

Married...Wife's name is Jill (10/17/78)...Three children: Darcey (6/17/80), Boomer (8/19/87), and Cassandra (9/18/91)...Rick runs a baseball clinic at the University of Las Vegas in the off-season...This past off-season he returned to Baltimore to take part in the Orioles annual FanFest.

MICHAEL (MIKE) KENDALL FLANAGAN PITCHING COACH—#46

Born: December 16, 1951

Opening Day Age: 46

Height: 6'0"

Weight: 205


Batted: L

Threw: L

Birthplace/Residence: Born in Manchester, NH...Resides in Cockeysville, MD

M.L. Service: Mike returns to the field after serving as a club broadcaster the last two seasons...Was the Orioles pitching coach in 1995...He pitched for the Orioles in 17 of his 20 professional seasons and was the 1979 AL Cy Young Award winner.

Contract Status: Signed thru '99



PLAYING RECORD

YEAR	CLUB	W	L	ERA	G	GS	CG	SHO	SV	IP	H	R	ER	BB	SO
1973	Miami-1	4	1	2.21	11	10	2	0	0	61.0	39	21	15	25	61
1974	Miami	6	6	2.10	14	14	6	1	0	103.0	67	32	24	48	119
	Asheville	6	4	1.82	11	11	7	3	0	84.0	61	19	17	18	62
1975	Rochester	13	4	2.50	27	25	10	4	0	173.0	155	58	48	56	135
	BALTIMORE	0	1	2.70	2	1	0	0	0	10.0	9	4	3	6	7
1976	Rochester	6	1	2.12	7	7	6	1	0	51.0	40	16	12	14	24
	BALTIMORE	3	5	4.13	20	10	4	0	0	85.0	83	41	39	33	56
1977	BALTIMORE	15	10	3.64	36	33	15	2	1	235.0	235	100	95	70	149
1978	BALTIMORE	19	15	4.04	40	40	17	2	0	281.0	271	128	126	87	167
1979	BALTIMORE	23	9	3.08	39	38	16	5	0	266.0	245	107	91	70	190
1980	BALTIMORE	16	13	4.12	37	37	12	2	0	251.0	278	121	115	71	128
1981	BALTIMORE	9	6	4.19	20	20	3	2	0	116.0	108	55	54	37	72
1982	BALTIMORE	15	11	3.97	36	35	11	1	0	236.0	233	110	104	76	103
1983	BALTIMORE	12	4	3.30	20	20	3	1	0	125.1	135	53	46	31	50
1984	BALTIMORE	13	13	3.53	34	34	10	2	0	226.2	213	103	89	81	115
1985	Hagerstown	0	0	0.00	1	1	0	0	0	6.0	1	0	0	4	5
	BALTIMORE	4	5	5.13	15	15	1	0	0	86.0	101	49	49	28	42
1986	BALTIMORE	7	11	4.24	29	28	2	0	0	172.0	179	95	81	66	96
1987	BALTIMORE	3	6	4.94	16	16	4	0	0	94.2	102	57	52	36	50
	Rochester	0	0	3.00	3	3	0	0	0	12.0	12	5	4	3	10
	TORONTO-2	3	2	2.37	7	7	0	0	0	49.1	46	15	13	15	43
1988	TORONTO	13	13	4.18	34	34	2	1	0	211.0	220	106	98	80	99
1989	TORONTO	8	10	3.93	30	30	1	1	0	171.2	186	82	75	47	47
1990	TORONTO	2	2	5.31	5	5	0	0	0	20.1	28	14	12	8	5
1991	BALTIMORE-3	2	7	2.38	64	1	0	0	3	98.1	84	27	26	25	55
1992	BALTIMORE	0	0	8.05	42	0	0	0	0	34.2	50	34	31	23	17
Minor Lg. Totals		35	16	2.20	74	71	31	9	0	490.0	375	151	120	168	416
BALTIMORE Totals		141	116	3.89	450	328	98	17	4	2317.2	2326	1084	1001	740	1297
American League		167	143	3.90	526	404	101	19	4	2770.0	2806	1301	1199	890	1491
National League		-	-	-	-	-	-	-	-	-	-	-	-	-	-
ML Totals		167	143	3.90	526	404	101	19	4	2770.0	2806	1301	1199	890	1491

1-Orioles 7th round pick in the 1973 Amateur Draft

2-Traded to Toronto for pitchers Jose Mesa and Oswaldo Perez on August 31, 1987

3-Signed with the Orioles as a free agent on April 8, 1991

LCS	W	L	ERA	G	GS	CGSHO	SV	IP	H	R	ER	BB	SO
1979 Bal vs Cal	1	0	5.14	1	1	0	0	7.0	6	6	4	1	2
1983 Bal vs Chi	1	0	1.80	1	1	0	0	5.0	5	1	1	0	1
1989 Tor vs Oak	0	1	10.38	1	1	0	0	4.1	7	5	5	1	3
Totals	2	1	5.51	3	3	0	0	16.1	18	12	10	2	6
WORLD SERIES	W	L	ERA	G	GS	CGSHO	SV	IP	H	R	ER	BB	SO
1979 Bal vs Pitt	1	1	3.00	3	2	1	0	15.0	18	7	5	2	13
1983 Bal vs Phi	0	0	4.50	1	1	0	0	4.0	6	2	2	1	1
Totals	1	1	3.32	4	3	1	0	19.0	24	9	7	3	14
ALL-STAR	W	L	ERA	G	GS	CGSHO	SV	IP	H	R	ER	BB	SO
1978 AL at SD													

MANAGERIAL/COACHING CAREER

An Orioles Hall of Famer, Flanagan was named the club's pitching coach for the second time on November 11, 1997...Mike also served as the Orioles pitching coach in 1995 under former manager Phil Regan...During the 1996 and 1997 seasons, Mike was an Orioles broadcaster and regular analyst on HTS and O's TV games.

PLAYING CAREER

The fourth winningest pitcher in Orioles history, he pitched for the organization in 17 of his 20 professional seasons...The 46-year-old southpaw compiled a 141-116 record for the Orioles over 15 seasons, and in '79 won the American League Cy Young Award with a 23-9 record...In 18 major league seasons, he posted a 167-143 record with a 3.90 ERA...Reached double figures in victories eight times at the major league level...Pitched 450 games for the Orioles, third most in club history...Traded by the Orioles to the Blue Jays (8/31/87) for Jose Mesa and Oswaldo Pezara and pitched for Toronto through '90...A starter his entire career, he moved to the bullpen upon his return to the Orioles in 1991, and made 63 relief appearances, including the memorable finale in the last game played at Memorial Stadium...On October 6, Flanagan relieved Gregg Olson with one out in the 9th inning, and to the overwhelming joy of 50,700 sentimental fans, struck out the Tigers' Dave Bergman and Travis Fryman to become the last Oriole to throw a pitch on 33rd Street.

PERSONAL/MISCELLANEOUS

Wife's name is Alex...Three children: Kerry (7/9/82), Kathryn (10/10/86), and Kendall (9/29/93)...A basketball and baseball player at the University of Massachusetts, he once played against Julius Erving in a frosh-varsity game...Elected to the Orioles Hall of Fame (3/25/94) in his first year of eligibility...Was originally signed by recently retired O's scout John Stokoe.

ORIOLES PITCHING COACHES		
Coach	Dates	Years
Harry Brecheen	1954-1967	14
George Bamberger	1968-1977	10
Ray Miller	1978-1985, 1997	8 1/2
Ken Rowe	1985-1986	1 1/2
Mark Wiley	1987	1
Herm Starrette	1988	1
Al Jackson	1989-1991	3
Dick Bosman	1992-1994	3
Pat Dobson	1996	1
Mike Flanagan	1995, 1998-	1

TOP 5 ALL-TIME BEST AND WORST MONTHS

MOST WINS	MOST LOSSES	HIGHEST PCT.	LOWEST PCT.
25 June '66	25 Aug. '54	.917 (11-1) Apr. '66	.043 (1-22) Apr. '88
23 June '79	23 June '87	.793 (23-6) Sept. '74	.179 (5-23) June '87
23 Sept. '74	22 Apr. '88	.793 (23-6) June '79	.219 (7-25) Aug. '54
22 Aug. '60	21 July '54	.788 (25-8) June '68	.222 (6-21) Sept. '87
22 Aug. '68	21 July '55	.778 (21-6) June '69	.286 (8-20) Sept. '86

ELROD (ELLIE) HENDRICKS BULLPEN COACH—#44

Born: December 22, 1940

Opening Day Age: 57

Height: 6'1"

Weight: 200

Batted, L;

Threw, R

Birthplace/Residence: Born and raised in St. Thomas, V.I. ... Resides in Randallstown, MD
M.L. Service: Has spent 38 years in professional baseball including 20 years as a player and 20 years as a coach (includes 2 years as player/coach)
Contract Status: Signed thru '98



YEAR	CLUB	AVG	G	AB	R	H	2B	3B	HR	RBI	BB	SO	SB	CS
1959	McCook-1	.235	25	34	6	8	1	0	0	3	13	4	1	--
1960	Williamsville	.235	73	217	36	51	8	1	11	36	28	52	0	0
1961	Out of organized baseball													
1962	Winnipeg-2	.211	69	213	25	45	7	2	3	22	27	36	3	--
1963	Winnipeg	.280	22	50	10	14	0	0	3	12	8	6	2	0
1964	Jalisco-3	.292	67	202	43	59	8	4	10	45	48	38	3	0
1965	Jalisco	.285	128	411	100	117	14	8	35	98	102	85	4	2
1966	Jalisco	.301	122	386	78	116	19	2	23	87	107	55	6	6
	El Paso	.268	18	56	6	15	2	0	3	12	7	14	0	0
1967	Jalisco	.316	131	434	124	137	18	4	41	112	94	60	11	1
	SEATTLE-4,5	.222	13	36	3	8	1	0	2	4	2	12	0	0
1968	BALTIMORE	.202	79	183	19	37	8	1	7	23	19	51	0	0
1969	BALTIMORE	.244	105	295	36	72	5	0	12	38	39	44	0	1
1970	BALTIMORE	.242	106	322	32	78	9	0	12	41	33	44	1	0
1971	BALTIMORE	.250	101	316	33	79	14	1	9	42	39	38	0	0
1972	BALTIMORE	.155	33	84	6	13	4	0	0	4	12	19	0	1
	CHICAGO (NL)-6	.116	17	43	7	5	1	0	2	6	13	8	0	1
1973	BALTIMORE-7	.178	41	101	9	18	5	1	0	15	10	22	0	0
1974	BALTIMORE	.208	66	159	18	33	8	2	3	8	17	25	0	0
1975	BALTIMORE	.215	85	223	32	48	8	2	8	38	34	40	0	1
1976	BALTIMORE	.174	54	132	8	23	2	0	4	9	10	23	0	1
	BAL-NYY-8	.174	54	132	8	23	2	0	4	9	10	23	0	1
1977	NEW YORK (AL)	.273	10	11	1	3	1	0	1	3	0	2	0	0
	Syracuse	.281	56	135	30	38	9	0	11	37	21	16	0	0
1978	BALTIMORE-9	.333	13	18	4	6	1	0	1	1	3	3	0	0
1979	BALTIMORE	.000	1	1	0	0	0	0	0	0	0	0	0	0
Minor Lg. Totals		.300	711	2003	458	600	86	21	140	464	455	366	30	9
BALTIMORE Totals		.222	658	1781	191	395	63	7	56	214	214	299	1	4
American League		.222	694	1845	198	410	65	7	60	222	216	311	1	4
National League		.116	17	43	7	5	1	0	2	6	13	8	0	1
ML Totals		.220	711	1888	205	415	66	7	62	228	229	319	1	5

LCS	AVG	G	AB	R	H	2B	3B	HR	RBI	BB	SO	SB	CS
1969 Bal vs Min	.250	3	8	2	2	2	0	0	0	0	1	0	0
1970 Bal vs Min	.400	1	5	2	2	0	0	0	0	0	1	0	0
1971 Bal vs Oak	.500	2	4	1	2	0	0	0	1	2	1	0	0
1974 Bal vs Oak	.167	3	6	1	1	0	0	0	0	0	1	3	0
1976 NYY vs KC	1.000	1	1	0	1	0	0	0	0	0	0	0	0
Total	.333	10	24	6	8	2	0	1	5	3	7	0	0

WORLD SERIES	AVG	G	AB	R	H	2B	3B	HR	RBI	BB	SO	SB	CS
1969 Bal vs NY	.100	3	10	1	1	0	0	0	0	1	0	0	0
1970 Bal vs Cin	.364	3	11	1	4	1	0	1	4	1	2	0	0
1971 Bal vs Pitt	.263	6	19	3	5	1	0	0	1	3	3	0	0
1976 NYY vs Cin	.000	2	2	0	0	0	0	0	0	0	0	0	0
Total	.238	14	42	5	10	2	0	1	5	5	5	0	0

1-Signed as a free agent by Milwaukee Braves 6/59

2-Signed as a free agent by Tulsa (St. Louis organization) on 11/21/61

3-Signed with Jalisco of Mexican League following release by St. Louis on 6/13/63

4-Signed as a free agent by California on 1/67 and assigned to AAA Seattle

5-Co. tract selected for \$25,000 in major league draft from Seattle roster (Angels) on 11/28/67

6-Sent to Chicago Cubs on 8/18/72 in straight waiver deal for outfielder Tommy Davis

7-Reacquired from Cubs on 10/30/72 in exchange for catcher Francisco Estrada

8-Traded to New York on 8/15/76 along with pitchers Ken Holtzman, Doyle Alexander, Grant Jackson, and Jimmy Freeman (assigned from Rochester to Syracuse) in deal for pitchers Tippy Martinez, Rudy May, Dave Pagan, and Scott McGregor (assigned from Syracuse to Rochester) and catcher Rick Dempsey

9-Agreed to terms with Baltimore as free agent in Nov '77

ORIOLES LONGEVITY

Ellie will open the season in an Orioles uniform a club record 30th time this year (Brooks Robinson had 21)...This is his 21st straight season as bullpen coach, another O's record...Since '68 when he first joined the club as a catcher, Ellie has been with the Orioles for all but 1 1/2 of 30 seasons...Played for the Cubs during the last 6 weeks of '72 (Tommy Davis deal) before returning to Baltimore over the winter...Then he logged 1 1/2 years in the Yankees organization from June '76 through the '77 season, before rejoining the O's.

COACHING CAREER

Initially named as bullpen coach in '77 during Earl Weaver's first tour of duty...Served as player/coach twice...In '78 he was activated to replace Gary Roenicke and batted .333 in 13 games...Also made sole career pitching appearance (6/26) during 24-10 pasting in Toronto...Recorded 2.1 scoreless innings and allowed no runs, one hit and one walk...In '79 he was activated when rosters expanded to 40...Made one appearance, his last in the majors at Detroit (9/19), and went 0-for-1...He twice substituted as manager for Frank Robinson (back problems) in '88 and compiled a 4-11 mark.

PLAYING CAREER

Spent 12 seasons in the major leagues including 10 1/2 with the Orioles...Played in more than 100 games in each of the O's AL pennant-winning seasons of '69-'70-'71...Platooned at catcher with right-handed hitting Andy Etchebarren from '68-'71...Batted .364 (4-11) against the Reds with a home run and double to contribute significantly to O's wins at Cincinnati in Games 1 and 2 (a WS the O's went on to win in 5 games)...He compiled a .273 (18-66) average in 24 post-season games for the O's and Yankees (comprising five League Championship Series and four World Series)...His career fielding percentage was .990 with 41 percent baserunners thrown out...Orioles drafted him from the Angels AAA Seattle affiliate in '67 (he had played for Weaver in Puerto Rico previously)...Played 8 seasons in the minors including four years at Jalisco in the Mexican League (AAA) where he hit 109 homers in four seasons and became known as the Babe Ruth of Mexico...Had his best minor league season there in '67, when he led the league in homers (41) and was second in RBI (112).

PERSONAL/MISCELLANEOUS

He and his wife, Merle, were married January 14, 1970 and are the parents of two sons: Ryan (8/3/72) and Ian Christopher (11/28/76)...Ryan plays in the Orioles farm system...They have lived in the Randallstown area, near Baltimore, since '70...Ellie has four children by a previous marriage: Abigail (7/13/62), Elrod Jr. (4/7/64), Elroy (10/1/65) and Berecia (8/25/67)...One of the most popular personalities ever to wear an Orioles uniform...Has operated two 3-week baseball camps for youngsters the past 14 summers at McDonogh School in Owings Mills...In '92, the Orioles created an organization award in his name for players whose level of community involvement was worthy of special recognition...Chosen Man of the Year by the Oriole Advocates in '89...Received the first Jack Dunn Memorial Service Award, named after the late Orioles executive, in January '88 and presented annually at the Tops in Sports banquet...Selected Special Olympics Man of the Year in '87 and Man of the Year by the Baltimore Chapter of the National Conference of Christians and Jews in '83...Serves as the Orioles primary public speaker and community representative each off-season. Elrod Hendricks has funded Little League Baseball Camps for over 20 years offering instruction to children (Calvin Pickering is a graduate of these camps)...This past off-season Ellie took part in the Orioles Winter Caravans and annual FanFest.

EDDIE MURRAY BENCH COACH—#33

Born: February 24, 1956

Opening Day Age: 42

Height: 6'5" **Weight:** 235

Batted: S **Threw:** R

Birthplace/Residence: Born and still resides in Los Angeles, CA

M.L. Service: The future Hall of Famer played 21 seasons in the major leagues, 12 1/2 of those with the Orioles...He is one of only three players with 500 home runs and 3,000 hits, joining Aaron and Mays, and he is the all-time RBI leader among switch hitters.

Contract Status: Signed thru '99



YEAR/CLUB	AVG	G	AB	R	H	2B	3B	HR	RBI	BB	SO	SB
1973 Bluefield-1	.287	50	188	34	54	6	0	11	32	19	46	6
1974 Miami	.289	131	460	64	133	29	7	12	63	58	85	4
Asheville	.286	2	7	1	2	0	0	0	2	1	1	0
1975 Asheville	.264	124	436	66	115	13	5	17	68	53	79	7
1976 Charlotte	.298	88	299	46	89	15	2	12	46	43	41	11
Rochester	.274	54	168	35	46	6	2	11	40	34	27	3
1977 BALTIMORE	.283	160	611	81	173	29	2	27	88	48	104	0
1978 BALTIMORE	.285	161	610	85	174	32	3	27	95	70	97	6
1979 BALTIMORE	.295	159	606	90	179	30	2	25	99	72	78	10
1980 BALTIMORE	.300	158	621	100	186	36	2	32	116	54	71	7
1981 BALTIMORE	.294	99	378	57	111	21	2	22	78	40	43	2
1982 BALTIMORE	.316	151	550	87	174	30	1	32	110	71	82	7
1983 BALTIMORE	.306	156	582	115	178	30	3	33	111	86	90	5
1984 BALTIMORE	.306	162	588	97	180	26	3	29	110	107	87	10
1985 BALTIMORE	.297	156	583	111	173	37	1	31	124	84	68	5
1986 BALTIMORE	.305	137	495	61	151	25	1	17	84	78	49	3
1987 BALTIMORE	.277	160	618	89	171	28	3	30	91	73	80	1
1988 BALTIMORE	.287	161	603	75	171	27	2	28	84	75	78	5
1989 LOS ANGELES-2	.247	160	594	66	147	29	1	20	88	87	85	3
1990 LOS ANGELES	.330	155	558	96	184	22	3	26	95	82	64	8
1991 LOS ANGELES	.260	153	576	69	150	23	1	19	96	55	74	10
1992 NEW YORK(NL)-3	.261	156	551	64	144	37	2	16	93	66	74	4
1993 NEW YORK(NL)	.285	154	610	77	174	28	1	27	100	40	61	2
1994 CLEVELAND-4	.254	108	433	57	110	21	1	17	76	31	53	8
1995 CLEVELAND	.323	113	436	68	141	21	0	21	82	39	65	3
1996 CLEVELAND	.262	88	336	33	88	9	1	12	45	34	45	3
BALTIMORE-5	.257	64	230	36	59	12	0	10	34	27	42	1
1997 ANAHEIM-6	.219	46	160	13	35	7	0	3	15	13	24	1
Lake Elsinore-7	.500	2	8	1	4	0	0	1	2	0	0	0
Albuquerque	.308	9	26	4	8	1	0	2	9	3	3	0
LOS ANGELES	.286	9	7	0	2	0	0	0	3	2	2	0
Minor Lg. Totals	.283	442	1592	251	451	72	16	66	262	211	282	31
BALTIMORE Totals	.294	1884	7075	994	2080	363	25	343	1224	885	969	62
American League	.290	2239	8440	1165	2454	421	27	396	1442	1002	1156	79
National League	.277	787	2896	462	801	139	8	108	475	331	360	31
ML Totals	.287	3026	11336	1627	3255	560	35	504	1917	1333	1516	110

1-Selected by the Orioles in the 3rd round of the June 1993 free agent draft

2-Acquired by Los Angeles for Brian Holton, Ken Howell, and Juan Bell on December 4, 1988

3-Signed as a free agent by the New York Mets on November 27, 1991

4-Signed by the Cleveland Indians as a free agent on December 2, 1993

5-Acquired by the Orioles from Cleveland for LHP Kent Mercker on July 21, 1996

6-Signed by the Anaheim Angels as a free agent on December 18, 1996

7-Signed to a minor league contract by the Los Angeles Dodgers on August 20, 1997

DIVISION SERIES	AVG	G	AB	R	H	2B	3B	HR	RBI	BB	SO	SB
1995 Cle vs Bos	.385	3	13	3	5	0	1	1	3	2	1	0
1996 Bal vs Cle	.400	4	15	1	6	1	0	0	1	3	4	1
Totals	.393	7	28	4	11	1	1	1	4	5	5	1

LCS	AVG	G	AB	R	H	2B	3B	HR	RBI	BB	SO	SB
1979 Bal vs Cal	.417	4	12	3	5	0	0	1	5	5	2	0
1983 Bal vs Cws	.267	4	15	5	4	0	0	1	3	3	3	1
1995 Cle vs Sea	.250	6	24	2	6	1	0	1	3	3	2	0
1996 Bal vs NYY	.267	5	15	1	4	0	0	1	2	2	2	0
Totals	.288	19	66	11	19	1	0	4	13	13	9	1

WORLD SERIES	AVG	G	AB	R	H	2B	3B	HR	RBI	BB	SO	SB
1979 Bal vs Pitt	.154	7	26	3	4	1	0	1	2	4	4	1
1983 Bal vs Phi	.250	5	20	2	5	0	0	2	3	1	4	0
1995 Cle vs Atl	.105	6	19	1	2	0	0	1	3	5	4	0
Totals	.169	18	65	6	11	1	0	4	8	10	12	1

ALL-STAR	AVG	G	AB	R	H	2B	3B	HR	RBI	BB	SO	SB
1978 Bal at SD												
1981 Bal at Cle	.000	1	2	0	0	0	0	0	0	0	0	0
1982 Bal at Mon	.000	1	1	0	0	0	0	0	0	1	0	0
1983 Bal at Cws (AL)	.000	1	2	0	0	0	0	0	0	0	0	0
1984 Bal at SF	.500	1	2	0	1	1	0	0	0	0	1	0
1985 Bal at Minn	.000	1	3	0	0	0	0	0	0	0	0	0
1986 Bal at Hou												
1991 LA at Tor	.000	1	1	0	0	0	0	0	0	0	1	0
Totals	.091	6	11	0	1	1	0	0	0	1	2	0

MANAGERIAL/COACHING CAREER

This will be his first season as the Orioles bench coach...He effectively retired as an active player when he was named a coach on November 24, 1997.

PLAYING CAREER

Eddie completed his 21st and final major league season in 1997, playing with the Angels and Dodgers...In 1996, he returned to the Orioles, helping lead them to the post-season and becoming the 15th player to reach the 500 home run plateau...He joined Hank Aaron and Willie Mays as the only players with 500 homers and 3,000 hits...He smacked home run # 500 on September 6, 1996 at Camden Yards off Detroit's Felipe Lira...Eddie spent the first 12 years of his Hall-of-Fame career with the O's and ranks 2nd, 3rd, or 4th in virtually every Orioles career offensive category...A model of consistency, he drove in at least

75 RBI in each of his 1st 20 major league seasons, and has more RBI than any switch-hitter in history...He is one of only 20 players with 3,000 hits and ranks 13th all-time in RBI...He and Pete Rose are the only switch-hitters to collect 3,000 hits and he is 2nd in ML history to Lou Gehrig with 19 career grand slams...He has been named to 8 All-Star teams, 7 as an Oriole, and has batted .300 or better 7 times, including 5 times as an Oriole...He won the Orioles' "triple crown" 5 times, leading the club in average, homers and RBI in the same season...Eddie broke in as the A.L. Rookie of the Year in 1977...He was named Most Valuable Oriole 7 times (twice sharing the award with Cal)...A 3-time Gold Glove winner, he holds the major league record for games played and career assists by a 1st baseman...He played at least 150 games in 16 seasons, second behind Cal Ripken and Pete Rose (17 seasons).

PERSONAL/MISCELLANEOUS

Like Frank Robinson before him, Eddie's Oriole number was retired when he was traded to the Los Angeles Dodgers...A ceremony to appropriately commemorate the retiring of Eddie's # 33 will take place in Baltimore this season...He also played for the Mets and Indians before returning to the Orioles and concluded his career with the Angels and Dodgers last year...He lives with his wife, Janice, and their daughters, Jordan and Jessica, in his hometown of Los Angeles...This past off-season Eddie returned to Baltimore to take part in the Orioles annual FanFest.

SAMUEL (SAM) BENEDICT PERLOZZO THIRD BASE COACH—#2

Born: March 4, 1951
Opening Day Age: 47
Height: 5'9" **Weight:** 175
Batted: R **Threw:** R
Birthplace/Residence: Born and resides in Cumberland, MD
M.L. Service: Had a nine-year professional playing career as an infielder with some time at the major league level with Minnesota and San Diego...Managed five seasons in the Mets system...Is in 12th season as big league third base coach, 3rd with Orioles
Contract Status: Signed thru '98



PLAYING RECORD		AVG	G	AB	R	H	2B	3B	HR	RBI	BB	SO	SB
YEAR	CLUB												
1973	FL. Lauderdale-1	.206	121	379	50	78	5	3	1	21	61	29	23
1974	Dubuque	.269	121	420	55	113	8	1	0	27	69	29	23
1975	Reno	.262	134	531	99	139	17	5	2	63	63	42	40
1976	Orlando	.270	126	456	48	123	18	1	0	51	40	25	10
1977	Tacoma	.310	102	355	68	110	15	2	0	26	45	18	19
	MINNESOTA	.292	10	24	6	7	0	2	0	0	2	3	0
1978	Toledo	.244	138	475	80	116	20	3	4	34	62	30	16
1979	Hawaii-2	.301	143	532	81	160	23	6	4	51	74	39	39
	SAN DIEGO	.000	2	2	0	0	0	0	0	0	1	0	0
1980	Yakult-3	.281	-	-	-	-	-	-	15	43	-	-	-
1981	Tidewater-4	.207	33	82	10	17	0	0	1	4	9	9	2
	Minor Lg. Totals	.265	918	3230	491	856	106	21	12	277	423	221	172
	BALTIMORE Totals	-	-	-	-	-	-	-	-	-	-	-	-
	American League	.292	10	24	6	7	0	2	0	0	2	3	0
	National League	.000	2	2	0	0	0	0	0	0	1	0	0
	ML Totals	.269	12	26	6	7	0	2	0	0	3	3	0

1-Signed by Minnesota as a free agent on 8/15/72
2-Signed by San Diego Padres organization 4/7/79
3-Sold to Yakult Swallows of Japanese Central League on 1/30/80
4-Signed as a player-coach with Tidewater (New York Mets) 1/81

MANAGERIAL RECORD		W	L	PCT	POS
YEAR	LEAGUE				
1982	Little Falls—NYP	38	38	.500	3rd
1983	Lynchburg—Car	96	43	.691	1st
1984	Jackson—Tex	83	53	.610	1st
1985	Jackson—Tex	73	63	.537	1st
1986	Tidewater—Int	74	66	.529	4th
Totals		364	263	.581	

MANAGERIAL/COACHING CAREER

Sam is in his third season as a member of the Orioles coaching staff...He was named to the Orioles staff on January 5, 1996...In addition to coaching third

base, Sam is responsible for baserunning, infield instruction and coordination of spring training...This is his 12th season as a major league third base coach...Six seasons before joining the O's were spent with Lou Piniella in Cincinnati and Seattle...Began his coaching career as a manager in the New York Mets farm system in 1982...In five seasons with the Mets he won three league championships and never had a losing record...Won the Carolina League title with Lynchburg in 1983 and was the league's "Manager of the Year"...Promoted to Jackson in '84 and won the Texas League crown with an overall record of 83-53...Named Baseball America's minor league "Manager of the Year"...Captured his third straight championship with Jackson in 1985...Promoted to AAA Tidewater in 1986 and led the club to a 74-66 mark...Finished managerial career with 364-263 (.581) record in five seasons...Became a major league third base coach in '87 with the Mets, a position he held through the 1989 season...Joined the Reds in 1990 and was their third base coach for three years before going to the Mariners for three seasons ('93-'95).

PLAYING CAREER

Originally signed as a free agent by the Minnesota Twins organization on August 15, 1972...Began his professional career with Ft. Lauderdale in 1973 and led Florida State League shortstops in fielding...Played the 1977 season at Tacoma and hit a career-high .310 in 102 games...Was promoted to Minnesota in September and batted .292 in 10 games with the Twins...Moved on to the San Diego Padres organization in 1979...Spent most of the year with Hawaii but did play two games for the Padres...Spent the 1980 season with the Yakult Swallows of Japan's Central League and smacked a career-high 15 home runs...Concluded his playing career at Tidewater in 1981...During his nine-year playing career, Sam was a five-time fielding champion.


PERSONAL/MISCELLANEOUS

Married to the former Beth Dial (1/20/96)...Two Children: Mia (12/13/78) and Eric (9/7/84)...Graduated from George Washington University in 1973 with a Bachelor of Science degree in physical education...Was MVP of his college baseball team as a junior and was elected to the school's sports Hall of Fame in 1986...This past off-season he participated in the Orioles annual FanFest and was honored at the "Dapper Dan" banquet in his hometown.

BEHIND THE SCENES RICHIE BANCELLS Head Trainer

Born: November 11, 1955

This is Richie's 11th season as the O's head trainer, his 15th with the big league club and his 22nd in the Orioles organization. Before coming to Baltimore, he served four years (1980-83) at Rochester as the Red Wings' trainer/road secretary. During that time, he also assisted his predecessor, the late Ralph Salvon, during the Orioles spring training camp in Miami.



Richie joined the Baltimore organization in 1977 as assistant trainer for the Miami Orioles (Class A, Florida State League)...He served as head trainer for the Bluefield Orioles (Appalachian Rookie League) in 1978-79 before moving up to Rochester in 1980.

A native of Key West, FL, Richie graduated from Miami's Biscayne College (now St. Thomas University) in 1978 and earned an M.S. degree in physical education from Eastern Kentucky University in Richmond, KY, in 1981...He is certified by the National Athletic Trainers Association (NATA) and currently serves as treasurer for the Professional Baseball Athletic Trainers Society. In the winter of '96, Richie was invited to Japan to speak to a group of Japanese trainers and physicians.

He and his wife, Carol, were married June 10, 1978...They have 3 children: Christopher (7/8/80), Andrea (8/19/85) and Timothy (2/8/92)...Carol earned a

degree in theology and education from Biscayne College...In his spare time Richie enjoys fishing...The Bancells live in Bel Air, MD.

BRIAN EBEL Assistant Trainer

Born: December 26, 1965

Brian is in his 2nd season as the Orioles Assistant trainer, replacing Jamie Reed who was named head trainer for the expansion Tampa Bay Devil Rays...Brian was named to his current position on October 30, 1996.



This is Brian's 14th season as a member of the Orioles system's training staff. The Eastern Kentucky University graduate began his training career in Bluefield in 1985 at the age of 19, serving as the head trainer for the Orioles rookie league farm club during summer breaks from college.

He moved up to Class A Erie in 1988 and then served three seasons as trainer of the Orioles then AA affiliate in Hagerstown before being promoted to the post of minor league medical coordinator where he served since 1992.

Prior to being named to his current position, Brian assisted the Orioles spring training camp for four seasons and also was the trainer for the Scottsdale Scorpions of the Arizona Fall League in 1994 and the St. Petersburg Pelicans of the Senior Professional Baseball Association in 1989 and '90.

Ebel is certified by the National Athletic Trainers Association and is an active member of the American College of Sports Medicine.

The Wilmington, OH native grew up in Versailles, IN. He and his wife Nancy were married on October 26, 1991. They have two sons: Brady (10/4/93) and Brett (8/9/96)...Brian's hobbies include playing golf and model railroading.

TIM BISHOP Strength and Conditioning Coach

Born: November 9, 1964

Tim is in his 6th year with the Orioles and his 8th in the organization. Prior to joining the Orioles in 1993, he was an on-field coach and conditioning coach with Frederick (Class A, Carolina League) in 1991 and the O's minor league conditioning coordinator in 1992. He also assisted the Orioles in spring training those two years.



Tim graduated from East Stroudsburg (PA) University in 1986 with a BS degree in exercise physiology. He earned a master's degree from West Chester (PA) University. He played four years of football and baseball at ESU and after graduating, signed a professional football contract with the St. Louis Cardinals as a wide receiver. He was released by the Cardinals but signed a professional baseball contract with the New York Yankees and played two seasons in their minor league system. In 1987-88, he played outfield at Oneonta, Prince William and Ft. Lauderdale. While at Prince William, he was a teammate of Orioles pitcher Alan Mills. His playing career ended when he was hit by a pitch and broke his arm.

Tim is a member of the National Strength and Conditioning Association (NSCA) and was elected a member of the Maryland Council on Physical Fitness. He has been a fitness consultant and personal trainer for the past six off-seasons.

A native of Souderton, PA, Tim is single and resides in Baltimore.

PAUL ZWASKA Head Groundskeeper

Born: August 12, 1960

Paul is in his 7th season as the Orioles Head Groundskeeper. He was named to the position in February of 1991 when Pat Santarone retired.



He has been in the groundskeeping industry since 1978 and has gained experience in athletic field, golf, and institutional groundskeeping. He served as an intern under the late Head Groundskeeper Harry Gill of the Milwaukee Brewers in the summer of 1983.

His career with the Orioles began in January of 1985 as the Assistant Head Groundskeeper to Santarone. After being promoted to his current position, Paul became involved in the design and construction of the playing field at Oriole Park at Camden Yards.

Instead of planting tomatoes at Camden Yards, a legendary annual contest between Santarone and Hall of Fame Manager Earl Weaver, Paul grew ivy on the batters eye wall in centerfield. The ivy is strikingly similar to that of Chicago's Wrigley Field which served as Zwaska's boyhood inspiration in his desire to become a Major League groundskeeper.

Upon graduation from West High School in Madison, WI in 1978, Paul attended the University of Wisconsin. He earned a Bachelor of Science degree from Wisconsin in May of 1984 in Soil Science with a specialty in Turf and Grounds Management.

Paul married the former Patricia A. Curd in March of 1988. They reside in Timonium with their daughter Melissa and son Eric. His hobbies include meteorology, music from the 60's and playing the drums.

SAM SNIDER Bullpen Catcher

Born: May 24, 1959

Sam is in his 12th full season as the Orioles Bullpen Catcher and his 18th season overall. He served in the role on a part-time basis from 1980-86 before becoming the full-time catcher in the pen in 1987.



Sam attended Hagerstown (MD) Junior College for two years, where he was honored as a scholar-athlete, and Saint Leo's College in Florida for two years. He played baseball at both schools and was both an outfielder and a left-handed pitcher. While there he was scouted by the late Orioles scout Dick Bowie.

Snider was raised in Chambersburg, PA, home of former major leaguers Nellie Fox and Tom Brookens. Sam attended Chambersburg High School where he played baseball and football and was named to the All-County football team as a placekicker.

Snider lists his biggest professional thrills as being present at Cal Ripken, Jr.'s record-setting 2,131st consecutive game, the All-Star Game at Oriole Park at Camden Yards in 1993 and being a part of the 1996 and 1997 Orioles teams that advanced to the A.L.C.S.

For the last seven years Snider has spent the off-season serving as a Deputy Sheriff for the Franklin County (PA) Sheriff's Department. His hobbies include golf and hunting with Orioles catcher Chris Hoiles in the off-season...Sam married his wife Kristy this past off-season on December 27, 1997.

JIM TYLER
Orioles Clubhouse Manager

Born: July 4, 1948

Jim Tyler begins his 37th year working for the Orioles. He became the home team's equipment and clubhouse manager in 1979 after serving 7 years as the visiting clubhouse manager. He began working for the Orioles in 1962 as a clubhouse boy.

Born and raised in Baltimore, he is a graduate of Baltimore City College High School, located across the street from Memorial Stadium. Jim is one of 11 children, including a twin brother, Phil, who also has worked for the Orioles in the past.

In addition to keeping the Orioles clubhouse straight, Jim also runs the Orioles clubhouse during spring training. In past years, he served the club's minor league training bases and winter instructional league teams.

Jim has two children, Lauren (19) and Joshua (18). He and his wife, Bethany, live in Baltimore near Camden Yards.

FRED TYLER
Visiting Clubhouse Manager

Born: September 20, 1960

Fred Tyler has been in charge of the visitors' clubhouse since 1984. He began working around the clubhouse in his teens, under his brother, Jim. In addition to assisting with the equipment and clubhouse needs during spring training, Fred accompanies the Orioles on some of their road trips during the season in place of his brother.

Fred played baseball at Bel Air (MD) HS, Harford CC and Towson State University. As a senior at Bel Air, his single drove in the winning run to beat an Aberdeen High School pitcher named Cal Ripken Jr. Fred was named All-Harford County shortstop; Ripken was All-Harford County pitcher.

Fred and Debbie Duffy live in Arnold, MD with their son, Sean Duffy Tyler, 11.

ERNIE TYLER
Umpires Attendant

Born: April 30, 1924

Cal Ripken has nothing on Ernie Tyler. The Orioles' longtime umpires attendant and ball man has not missed a home game at Memorial Stadium or Oriole Park since taking his stool on the field next to the backstop on Opening Day, 1960—a string of 2,995 consecutive regular season games heading into the '98 season...Overall, he heads into '98 with a string of 3,037 straight home games—2,995 regular season, 35 post-season and 6 exhibition games as well as the 1993 All-Star Game.


A graduate of Baltimore's Mt. St. Joseph High School, where he played in the same football backfield with former Oriole and Met General Manager Frank Cashen, Ernie began as a part-time usher at Memorial Stadium during the Orioles' first season in 1954. He became a full-time usher in 1958 before moving into his current position in 1960, assisting the umpires before, during and after the games.

Ernie retired from the state's Department of Health and Mental Hygiene in March, 1988. He and his wife, Julianne, who have been married 52 years, live in Forest Hill, MD. They have raised 11 children—Theresa, Regina, twins Phil and Jimmy, Ernie Jr., Mary, Judy, Michael, Fred, Chris and Michelle. Nine Tylers, including Julianne and seven of the children, have worked for the club at one time or another.



From left to right: Jim, Ernie, and Fred

1998 ORIOLES



Orioles outfielder and 1997 Roberto Clemente Award Winner, Eric Davis.

WILLIAM CHARLES (CHIP) ALLEY
CATCHER—#68 : Spring Training Invitee

Born: December 20, 1976
Opening Day Age: 21
Height: 6'3" **Weight:** 190
Bats: S **Throws:** R
Birthplace/Residence: Born in Richmond, VA...Resides in West Palm Beach, FL
Contract Status: Signed thru '98
M.L. Service: None
Acquired: Orioles 2nd round selection in 1995 Amateur Draft (Miguel Machado)



1997

- Spent the entire season with the Delmarva Shorebirds and helped the Birds to the South Atlantic League crown.
- Batted .333 (13-39) in June...Compiled an 8-game hitting streak, July 6-15 and during the streak he batted .520 (13-25).
- Caught 72 games during the regular season and all seven of the Shorebirds post-season games...On the year he tossed out 32 baserunners attempting to steal.
- Collected a season-high 4 hits on August 19 vs. the Charleston Alley Cats at Purdue Stadium...His batting average reached a season best .275 on July 15.

PRO CAREER

1996: Caught 24 games for Bluefield while sharing the load with Adam McCollough (27) and Tim DeCinces (17)...Had 4-game hitting streak, July 1-4, going 4-12 (.333), but his average never rose above .200 on season...Threw out 8 of 39 base-stealers (21%).
1995: Caught 12 games for Orioles in Gulf Coast League.

PERSONAL/MISCELLANEOUS


Single...Graduated in 1995 from Palm Beach Lakes HS...As a senior, hit .457 with 33 RBI and was both all-state and an All-American...Won 2 Gold Medals as a member of Team USA Juniors...Enjoys fishing and collecting baseball cards...Works as a baseball camp instructor in the off-season.

YEAR CLUB	AVG	G	AB	R	H	2B	3B	HR	RBI	BB	SO	SB	CS
1995 Gulf Coast-1	.300	12	30	10	9	4	0	0	3	11	4	0	0
1996 Bluefield	.194	24	67	7	13	4	0	0	4	15	16	0	2
1997 Delmarva	.236	82	250	19	59	17	1	3	32	34	45	7	2
Minor Lg. Totals	.233	118	347	36	81	25	1	3	39	60	65	7	4
BALTIMORE Totals	-	-	-	-	-	-	-	-	-	-	-	-	-
American League	-	-	-	-	-	-	-	-	-	-	-	-	-
National League	-	-	-	-	-	-	-	-	-	-	-	-	-
ML Totals	-	-	-	-	-	-	-	-	-	-	-	-	-

1-Signed by Orioles in 1995 Amateur draft (2nd round)

WADY ENRIQUE ALMONTE
OUTFIELDER—#66

Born: April 20, 1975
Opening Day Age: 22
Height: 6'0" **Weight:** 195
Bats: R **Throws:** R
Birthplace/Residence: Born and still resides in Higuey, DR
Contract Status: Signed thru '98
M.L. Service: None
Acquired: January 28, 1993: Signed by the Orioles as a non-drafted free agent (Carlos Bernhardt)



1997

- Split the season between Class A Frederick and AA Bowie...Opened the year in AA and drove in six runs in the first eight games before falling into a 7-for-51 slide.
- 12 of his 25 RBI for Bowie either tied the game or put the Baysox ahead...On May 30 against Binghamton he went 3-for-3 with a walk.
- Was sent to Class A Frederick on June 27...Smacked 10 home runs in 57 games for the Keys...Rejoined the Baysox for the post-season and went 1-for-3, all as a pinch-hitter.

PRO CAREER

1996: Spent the bulk of the year at Class A Frederick...Named as having the Best Outfield Arm in the Orioles organization by Baseball America...Was on the disabled list May 17 until June 21 with a sprained right knee...In his first game back from the DL he homered on June 21 vs. Wilmington...On August 1 the Keys played their first ever tripleheader...In the three games against Winston-Salem, Wady went 5-for-10, including the game-winning single in a 1-0 victory in game one...On August 27 against Winston-Salem he smacked home runs in each of his first two at-bats.

1995: Spent the season at rookie league Bluefield of the Appalachian League and was one of five regulars to hit over .300 on the club...Tied Johnny Isom for club lead with six home runs...Batted .556 (20-36) during an 8-game hitting streak, July 23-August 3 with 6 doubles, 3 homers, 12 runs scored and 15 RBI...On July 30 vs. Bristol, Wady went 4-for-4 with 2 HR and 6 RBI...Batted .357 (35-98) at home and .253 (23-91) on the road...Hit .417 (5-12) in Bluefield's 3-game playoff loss to the Kingsport Mets for the Appy League crown.

1994: Spent the year in the Gulf Coast League...Played 24 games in the outfield and 17 games at third base for the Orioles...Batted .200 in 42 games.

1993: After signing with the Orioles in January he took part in the Orioles Dominican Summer program, headed by Orioles coach Carlos Bernhardt.

PERSONAL/MISCELLANEOUS

Single...Attended Liceo Secundario High School in the Dominican Republic.

YEAR CLUB	AVG	G	AB	R	H	2B	3B	HR	RBI	BB	SO	SB	CS
1993 Dominican Summer League-1	-	-	-	-	-	-	-	-	-	-	-	-	-
1994 Gulf Coast	.200	42	120	11	24	2	0	2	9	8	22	1	2
1995 Bluefield	.307	51	189	37	58	12	1	6	30	9	49	6	5
1996 Frederick	.286	85	287	45	82	12	2	12	44	21	59	1	5
Gulf Coast	.333	1	3	2	1	0	0	0	1	1	0	1	0
1997 Bowie	.207	69	222	25	46	7	2	6	25	27	64	2	4
Frederick	.257	57	202	34	52	13	2	10	36	16	59	4	1
Minor Lg. Totals	.257	305	1023	154	263	46	7	36	145	82	253	15	17
BALTIMORE Totals	-	-	-	-	-	-	-	-	-	-	-	-	-
American League	-	-	-	-	-	-	-	-	-	-	-	-	-
National League	-	-	-	-	-	-	-	-	-	-	-	-	-
ML Totals	-	-	-	-	-	-	-	-	-	-	-	-	-

1-Signed by Orioles as undrafted free agent 1/28/93

ROBERTO ALOMAR SECOND BASE—#12

Born: February 5, 1968
Opening Day Age: 30
Height: 6'0" **Weight:** 185
Bats: S **Throws:** R
Birthplace/Residence: Born in Ponce, PR...Resides in Salinas, PR
Contract Status: Signed thru '98
M.L. Service: 10 years, 0 days
Acquired: December 21, 1995; Signed as a free agent by the Orioles to a 3-year contract



GAME HIGHS, STREAKS & SLAMS

HITS: 4, 21 times, most recently September 25, 1997 vs. Toronto...**RUNS:** 4, four times, most recently April 26, 1997 vs. Boston...**DOUBLES:** 3, May 9, 1990 vs. St. Louis...**TRIPLES:** 1, 54 times, most recently July 4, 1997 at Detroit...**WALKS:** 4, April 10, 1996 vs. Cleveland...**HR:** 3, once, April 26, 1997 vs. Boston...**2, five times (entering '97)...RBI:** 6, once, April 26, 1997 vs. Boston...**SB:** 4, June 8, 1991 at Baltimore...**HITTING STREAK:** 22 games, May 12-June 8, 1996...**GRAND SLAMS:** 3, May 4, 1997 vs. Oakland off Don Wengert; May 4, 1996 vs. Milwaukee off Kevin Wickander; August 29, 1993 vs. Seattle off Eric Hanson

1997

- Suffered through an injury plagued campaign, spending nearly a month on the disabled list with a pulled right groin...In addition, due to a left shoulder strain, the switch-hitter did not bat right-handed after May 31 (although he made an attempt on June 20 before switching back)...Also, Robbie reported to spring training with a severely sprained left ankle that hampered him for nearly half of the year.
- On April 26 vs. Boston at Oriole Park, Roberto homered three times and collected a career-high 6 RBI...It was the first time he has homered three times in a game and it was the 16th time that an Oriole accomplished the feat and the first since Ripken last May 28 at the Kingdome...In addition, it was the first time that an Oriole did it at Camden Yards.
- On May 4 at Oriole Park he smacked his 3rd career grand slam...The shot came against Oakland's Don Wengert...In the game he collected 5 RBI...On the year he was 6-for-10 with the bases loaded...In his career, Robbie is 38-94 (.404) with the bases full.
- Batted .375 (15-40) with a full count, 8th best 3-2 count average in the league...Overall with two strikes against him he batted .269 (49-182), 5th highest two strike average in the A.L.
- Compiled a season-high 11-game hitting streak, June 13-24...During the stretch he batted .405 (15-37) with 4 RS, 2 2B, 1 3B and 4 RBI.
- Roberto owned a .988 fielding percentage (503-509), 2nd highest among A.L. second baseman trailing only Oakland's Spiezio (.990, 691-698).
- Was elected to start the All-Star Game in Cleveland...It was the 7th consecutive year that he has been elected by the fans to start the Mid-Summer Classic and it was his 8th straight All-Star selection.
- Enjoyed four 4-hit games on the year; April 26 vs. Boston, July 23 at Texas, July 28 vs. Texas and September 25 at Toronto...The 4H matches his career-high and he has done it 21 times.
- Pulled right groin muscle on July 29 vs. Texas while running out a sacrifice bunt...Was on the disabled list from July 30-August 26.
- Reached the .300 average plateau for the first time on June 8...From June 8 through the end of the season he was at or above .300 for 41 of the 65 games he played in.
- Finished the season on a tear, batting .500 (35-70) over his last 19 games with 9 2B, 4 HR and 17 RBI...Batted .333 on the year but fell 30 plate appearances shy of setting the club record for BA in a season...The mark is held by Ken Singleton who hit .3283 in 1977...Last year Alomar just missed the mark, batting .3282.
- Was suspended for the first five games of the season for altercation with umpire John Hirschbeck on September 27, 1996 at Skydome.
- On November 14 in Los Angeles, he underwent surgery to repair a torn labrum in his left shoulder...The procedure was performed by Dr. Lewis Yocum.

PRO CAREER

1996: Established new team record for hits in April with 39, breaking old mark of 32 held by Frank Robinson, Paul Blair (both in '69) and Cal Ripken ('94)...Had 40 hits in May, 2nd-most by an Oriole behind Brooks Robinson's 49 in 1961...Average peaked at .410 on June 9...Became 5th player this decade to be hitting .400 or better after June 1, joining Lenny Dykstra in 1990 (June 10), Andres Galarraga (July 5) and John Olerud (July 27) in 1993 and Paul O'Neill (June 16) in 1994...Set a new club record and a career-high with 132 runs scored...Previous career-high was 109 in 1993 and former club record was 122 set by Frank Robinson in 1966...Robbie reached the 100-hit mark in his 67th game on June 19, fastest in his career...Previous earliest date was 80th game on July 8, 1990...His .328 batting average was 77th best in the American League and was 1/1000th percentage point behind Ken Singleton for highest ever by an Oriole as Singleton batted .3283 in 1977 as opposed to Alomar's .3282...Was AL All-Star starter at second base...It was his 7th straight All-Star appearance...On July 25 against the Indians, Alomar homered from both sides of the plate for the second time in his career...He also did it on May 10, 1991 vs. the White Sox in Toronto...Compiled career-high 22-game hitting streak, May 12-June 8, tied for 2nd-longest in team history...His 12 sacrifice flies were 2nd most in the American League behind only Bonilla's club record 17...Collected 9 bunt hits on the year...Batted clean-up on July 21 at Boston, his first time in the #4 slot since four games with the Padres in July of 1990...Captured 6th straight Rawlings Gold Glove Award for defensive excellence...He was the first Orioles second baseman to win a Gold Glove Award since Bobby Grich in 1976...Was named to the Louisville Slugger "Silver Slugger" Team as the league's best offensive second baseman...On October 5 in Game 4 of the American League Division Series, Robbie singled off Cleveland's Jose Mesa to tie the game with two outs and two strikes against him in the top of the 9th inning...In the top of the 12th inning he smacked the series winning home run, a solo shot off Mesa, to defeat the Indians 4-3 and dethrone the defending A.L. champs, three games to one...In the annual Baseball America "Tools of the Trade" poll, Robbie was named "Best Defensive 2B", "Best Baserunner", "Best Bunter" and 2nd "Best Hitter" behind only Chicago's Frank Thomas among all American League players...Following the season, Robbie played for San Juan and was managed by his father, Sandy, Sr. in the Puerto Rican Winter League...For the second straight season he captured the batting title with a .347 average.

1995: Was the only Blue Jays player with an average of .300 or better...It was the 4th straight year in which he hit at least .300...Smacked three homers on four consecutive at-bats, May 2 & 3...Turned a Toronto club record five double plays by a second baseman on May 10 vs. the Yankees (11 innings)...On June 17 vs. Texas, Robbie broke the A.L. record for consecutive errorless games by a second baseman with his 90th straight error-free game, breaking former Oriole Jerry Adair's record of 89...On June 27 he set the American League record for consecutive errorless chances with 460...Had string snapped on July 4 at California ending streak of 104 straight errorless games and 484 errorless total chances...Captured 5th straight Rawlings Gold Glove Award...Paced A.L. second baseman with a .994 fielding percentage (4 errors, 643 total chances) and led A.L. second baseman with 272 putouts...Was the only Blue Jay to appear in the '95 All-Star Game in Arlington, TX...It was his 6th consecutive All-Star appearance...After May 2 his batting average did not fall below .300 for the rest of the year...Went hitless in last three games to finish the year at .300.

1994: Broke his right leg on December 29, 1993 sliding into second base while playing winter ball in Puerto Rico...Did not participate in a spring training game until March 15...On April 16 at California he collected 400th career RBI with a double off Dopson...Smacked 200th career double on July 10 vs. the Royals...Named to American League All-Star team...Committed just one error in last 66 games and none in final 45...Third in fielding among AL second basemen with a .991 fielding percentage...His .327 average against right-handers was 10th best in the league...Batted at a .348 clip on natural grass...His 8 steals of third base ranked 4th in the AL...Won fourth Rawlings Gold Glove Award.

1993: Stole 200th career base off Gregg Olson and the Orioles on May 6...Smacked first career inside the park home run off Boston's Tony Fossas on June 18...Scored 500th career run on July 6 vs. the White Sox...1000th career hit came on August 13 at Boston...Played in his 4th straight All-Star Game...At the Mid-Summer Classic, played at Oriole Park at Camden Yards, Robbie clubbed his only All-Star home run...Posted three 11-game hitting streaks...Stole 18 consecutive bases without a CS...His 15 steals of third base tied with

Henderson for the league lead...Ranked 8th in the league in SB success (78.6%, 55-70)...Established career-highs in BA (.326), HR (17), Runs (109) and RBI (93)...Did not go more than three games without a hit and four games without a run scored...Was 6-10 with a HR with the bases loaded...Won third straight Rawlings Gold Glove Award...In the post-season, he batted .292 in the A.L.C.S. vs the White Sox with a team high four stolen bases...In the World Series he hit .480 vs the Phillies, second best on the club to Molitor (.500) and once again swiped four bases...Lifetime in post-season is 18-20 in stolen base attempts.

1992: Toronto chapter BBWAA "Player of the Year"...Reached base in 9 consecutive plate appearances (7H, 2BB), April 23-25, one short of Toronto club record...Collected at least one RBI in seven straight games, April 19-25 (10 RBI)...Selected as A.L. "Player of the Week" for the week ending April 26 (.600, 15-25, 1HR, 9RBI, 7RS)...Voted A.L. "Player of the Month" for April when he batted .382...Sprained left knee sliding home June 8 at New York and missed five games...Voted to start the All-Star Game in San Diego...Set an All-Star record with two stolen bases in an inning...Recorded career hit #800 off New York's Scott Sanderson on August 2...On August 6 he tied a Jays record by scoring four runs in a game...Posted 17 consecutive steals, June 24-August 16, until being thrown out by brother Sandy vs Cleveland...Had season-high 16-game hitting streak, August 24-September 11...Finished second in fielding among A.L. second basemen with a .993 percentage...Made 5 errors, just two after June 27...Stole second and third base in an inning six times...His 12 steals of third tied with Polonia for the league lead...Hit .354 (52-147) with runners in scoring position...Was 3rd in the league with 105 runs scored and 7th with .310 average...Named to the Associated Press Major League All-Star Team...Won second straight Rawlings Gold Glove Award...Named Most Valuable Player in the American League Championship Series vs Oakland...Batted .423 (11-18) in A.L.C.S. and carried 11-game hitting streak into the World Series before going 0-4 in Game 1 vs Atlanta.

1991: Won Rawlings Gold Glove Award for first time...Toronto chapter BBWAA "Player of the Year"...On May 10 he became the 55th player in history to homer from both sides of the plate in the same game when he did it against the White Sox...Tied a Blue Jays club record when he stole four bases in a game on June 8 against the Orioles...Became just the second Blue Jays player to be voted to the All-Star Team, receiving 1,661,039 votes; the first was George Bell in 1987...Was 21-for-22 in stealing third base...Only time caught was by Texas' Rodriguez...Team-high 15-game hitting streak, May 24-June 9...Posted a career-best 41 doubles...Started all but four games at second base...Was 2nd in the league with 53 steals and 16 sacrifice bunts and was 3rd with 11 triples...Had second best stolen base % in the A.L. (82.8%, 53-64)...Set A.L.C.S. record for most singles in a 5-game series with 9...Holds A.L.C.S. record for most hits (20) in two consecutive series (1991-92).

1990: Had a then career-high 60 RBI, most by a Padres second baseman...From April 27-May 15 he batted .448, raising his average to .367...Was selected to the All-Star team for the first time in his career...Committed just 6 errors after the All-Star break (13 before)...Missed 14 of the final 24 games due to an elbow injury...Was second among N.L. second basemen with 311 putouts.

1989: Was first full season at the major league level...Was youngest player on any N.L. Opening Day roster...Played exclusively at second base and led the league with 28 errors...Hit .365 for the month of September...Led the N.L. with 17 sacrifice hits...Hit safely in 31 of final 33 games...Tied for second in the N.L. with 42 stolen bases and was third with 184 hits.

1988: Began the year at AAA Las Vegas of the Pacific Coast League...Played just 9G before being recalled to San Diego...Notched his first M.L. hit off Nolan Ryan in his first big league at-bat on April 22...Hit .316 in his final 55 games of the season...Had three hitting streaks of at least 10 games in August and September...His 16 sacrifices were the most in the N.L. of any non-pitcher...Led the club in runs, doubles and sacrifices...Voted the Padres' Rookie of the Year...Made just four errors in last 64 games...Tied for second in the N.L. with 88 double plays turned.

1987: Moved up to AA Wichita in the Texas League...Led the league with 167 putouts...Played mainly second base, seeing some action at shortstop...57 of 171 hits went for extra bases...Had 41 doubles, second in the league...Second straight season of a .300-plus batting average...Hit career-high 12 HR.

1986: Played at Class A Reno in the California League...Led the league with a .346 batting average...Played exclusively at second base...Cut his errors in half from the previous season (18)...Named to Baseball America's California League All-Star team.

1985: Began his career at Class A Charleston of the South Atlantic League, splitting time between second base and shortstop...Led the league with 137 games played and 546 at-bats...Tied for 5th in the league with 89 runs scored...Averaged better than a hit per game (160H/137G).

PERSONAL/MISCELLANEOUS

Single...Originally signed by Luis Rosa of the Padres...Robbie comes from a baseball family...His father, Sandy, coached for the Padres for five seasons and played in the major leagues for 15 years with seven different clubs...His brother, Sandy, Jr., is the catcher for the Cleveland Indians...Sandy was the 1990 AL Rookie of the Year and is a five-time All-Star...Donates over 2,000 tickets as part of Alomar's All-Stars ticket program for children from non-profit, youth oriented organizations...Supports "Alomar's All-Stars" ticket program in which he purchases Orioles game tickets for inner city youths.

YEAR	CLUB	AVG	G	AB	R	H	2B	3B	HR	RBI	BB	SO	SB	CS
1985	Charleston-1	.293	137	546	89	160	14	3	0	54	61	73	36	19
1986	Reno	.346	90	356	53	123	16	4	4	49	32	38	14	8
1987	Wichita	.319	130	536	88	171	41	4	12	68	49	74	43	15
1988	Las Vegas	.270	9	37	5	10	1	0	2	14	1	4	3	0
	SAN DIEGO	.266	143	545	84	145	24	6	9	41	47	83	24	6
1989	SAN DIEGO	.295	158	623	82	184	27	1	7	56	53	76	42	17
1990	SAN DIEGO	.287	147	586	80	168	27	5	6	60	48	72	24	7
1991	TORONTO-2	.295	161	637	88	188	41	11	9	69	57	86	53	11
1992	TORONTO	.310	152	571	105	177	27	8	8	76	87	52	49	9
1993	TORONTO	.326	153	589	109	192	35	6	17	93	80	67	55	15
1994	TORONTO	.306	107	392	78	120	25	4	8	38	51	41	19	8
1995	TORONTO	.300	130	517	71	155	24	7	13	66	47	45	30	3
1996	BALTIMORE-3	.328	153	588	132	193	43	4	22	94	90	65	17	6
1997	BALTIMORE	.333	112	412	64	137	23	2	14	60	40	43	9	3
Minor Lg. Totals		.314	366	1475	235	464	72	11	18	185	143	189	96	42
BALTIMORE Totals		.330	265	1000	196	330	66	6	36	154	130	108	26	9
American League		.314	968	3706	647	1162	218	42	91	496	452	399	232	55
National League		.283	448	1754	246	497	78	12	22	157	148	231	90	30
ML Totals		.304	1416	5460	893	1659	296	54	113	653	600	630	322	85

1-Signed as a free agent by the San Diego Padres on 2/16/85

2-Acquired by the Blue Jays along with Joe Carter from the Padres on 12/5/90 in exchange for Tony Fernandez and Fred McGriff

3-Signed as a free agent to a three-year contract by the Orioles on 12/21/95

DIVISION SERIES		AVG	G	AB	R	H	2B	3B	HR	RBI	BB	SO	SB	CS
1996	Bal vs Cle	.294	4	17	2	5	0	0	1	4	2	3	0	0
1997	Bal vs Sea	.300	4	10	1	3	2	0	0	2	1	1	0	0
Totals		.296	8	27	3	8	2	0	1	6	3	4	0	0

LCS		AVG	G	AB	R	H	2B	3B	HR	RBI	BB	SO	SB	CS
1991	Tor vs Min	.474	5	19	3	9	0	0	0	4	2	3	2	0
1992	Tor vs Oak	.423	6	26	4	11	1	0	2	4	2	1	5	0
1993	Tor vs Chi	.296	6	24	3	7	1	0	0	4	4	3	4	0
1996	Bal vs NYY	.217	5	23	2	5	2	0	0	1	0	4	0	0
1997	Bal vs Cle	.182	6	22	2	4	0	0	1	2	7	3	0	0
Totals		.316	28	114	14	36	4	0	3	15	15	14	11	0

WORLD SERIES		AVG	G	AB	R	H	2B	3B	HR	RBI	BB	SO	SB	CS
1992	Tor vs Atl	.208	6	24	3	5	1	0	0	0	3	3	3	0
1993	Tor vs Phi	.480	6	25	5	12	2	1	0	6	2	3	4	2
Totals		.347	12	49	8	17	3	1	0	6	5	6	7	2

ALL-STAR	AVG	G	AB	R	H	2B	3B	HR	RBI	BB	SO	SB	C
1990 NL at Chi	.000	1	1	0	0	0	0	0	0	0	0	0	0
1991 AL at Tor	.000	1	4	0	0	0	0	0	0	0	0	0	0
1992 AL at SD	.333	1	3	1	1	0	0	0	0	0	0	0	2
1993 AL at Bal	.333	1	3	1	1	0	0	1	1	1	0	0	0
1994 AL at Pit	.333	1	3	1	1	0	0	0	0	0	0	0	1
1995 AL at Tex	.000	1	1	0	0	0	0	0	0	0	0	0	1
1996 AL at Phi	.333	1	3	0	1	0	0	0	0	0	0	0	0
1997 AL at Cle	.000	1	2	0	0	0	0	0	0	0	0	0	0
Totals	.200	8	20	3	4	0	0	1	1	0	0	0	4

LONGEST STREAKS

Between 1968 and 1985, the Orioles put together the fifth longest streak of consecutive winning seasons in a major professional sport. The longest streaks:

New York Yankees, baseball	(1926 - 1964)	39 years
Montreal Canadiens, hockey	(1952 - 1983)	32 years
Boston Bruins, hockey	(1968 - 1996)	29 years
Dallas Cowboys, football	(1966 - 1985)	20 years
Baltimore Orioles, baseball	(1968 - 1985)	18 years

	1997 SEASON					LIFETIME				
	AVG	AB	H	HR	RBI	AVG	AB	H	HR	RBI
Total	.333	412	137	14	60	.304	5460	1659	113	653
Home	.379	211	80	10	39	.316	2659	840	66	380
Away	.284	201	57	4	21	.292	2801	819	47	285
Ana	.200	20	4	0	0	.291	254	74	11	44
Bal	-	-	-	-	-	.277	220	61	2	20
Bos	.244	45	11	3	8	.298	299	89	7	36
Cws	.313	32	10	1	1	.355	273	97	14	38
Cle	.447	38	17	0	6	.314	322	101	7	42
Det	.325	40	13	2	10	.298	329	98	10	50
KC	.273	11	3	0	0	.320	256	82	4	26
Mil	.263	38	10	3	9	.296	301	89	9	37
Min	.148	27	4	0	3	.296	247	73	4	26
NYN	.500	18	9	0	1	.352	264	93	7	35
Oak	.316	19	6	2	6	.348	267	93	7	34
Sea	.350	20	7	0	2	.311	257	80	3	26
Tex	.462	26	12	1	5	.307	306	94	3	41
Tor	.340	47	16	1	4	.288	80	23	2	7
AL East	.327	150	49	0	23	.305	1192	364	28	147
AL Central	.301	146	44	4	19	.316	1399	442	38	189
AL West	.341	85	29	3	13	.315	1084	341	24	155
PRE ASG	.307	274	84	8	36	.302	3048	919	68	363
POST ASG	.384	138	53	6	24	.307	2412	740	45	280
vs. Left	.248	113	28	0	8	.263	1639	431	40	198
vs. Right	.365	299	109	14	52	.321	3821	1228	73	457
as DH	.000	2	0	0	0	.304	46	14	2	9
as PH	.400	5	2	0	0	.250	16	4	0	1
April	.258	62	16	3	11	.310	745	231	12	86
May	.303	99	30	3	13	.311	1051	327	31	145
June	.348	89	31	1	6	.295	962	284	19	105
July	.270	89	24	3	13	.282	915	258	14	65
August	.333	3	1	0	0	.305	950	290	17	100
September	.500	70	35	4	17	.321	837	269	20	121
Atl	.444	9	4	0	0	.303	208	63	2	25
Fla	-	-	-	-	-	-	-	-	-	-
Phi	.462	13	6	1	3	.325	151	49	3	18
Mon	.556	9	5	0	2	.242	149	36	1	7
NY	-	-	-	-	-	.309	139	43	3	17
NL East	.484	31	15	1	5	.295	647	191	9	67

FIELDING						
2B	PCT	G	PO	A	E	DP
1988	.980	143	319	459	16	88
1989	.967	157	341	472	28	91
1990	.976	137	311	392	17	73
1991	.981	160	333	447	15	79
1992	.993	150	287	378	5	66
1993	.980	151	254	439	14	92
1994	.991	106	176	275	4	71
1995	.994	128	273	365	4	84
1996	.985	141	278	445	11	107
1997	.988	109	203	300	6	66
Career	.983	1382	2775	3972	120	817
SS	PCT	G	PO	A	E	DP
1990	.895	5	5	12	2	4
Career	.895	5	5	12	2	4

LIFETIME BY BALLPARK

ROBERTO ALOMAR						
AB	H	HR	RBI	AVG	AB	H
271	129	35	5	.271	129	35
354	587	208	24	.354	587	208
258	31	8	0	.258	31	8
266	158	42	1	.266	158	42
348	141	48	4	.348	141	48
284	88	25	0	.284	88	25
271	85	23	3	.271	85	23
278	158	44	4	.278	158	44
277	130	36	3	.277	130	36
316	152	48	4	.316	152	48
246	130	32	3	.246	130	32
331	127	42	3	.331	127	42
351	131	46	2	.351	131	46
350	137	48	2	.350	137	48
298	84	25	0	.298	84	25
286	77	22	1	.286	77	22
314	1352	425	32	.314	1352	425
NATIONAL LEAGUE						
176	74	13	1	.276	74	13
271	70	19	0	.271	70	19
329	70	23	1	.329	70	23

BRADY KEVIN ANDERSON OUTFIELDER—#9

Born: January 18, 1964
Opening Day Age: 34
Height: 6'1" Weight: 202
Bats: L Throws: L
Birthplace/Residence: Born in Silver Spring, MD...Resides in Lake Tahoe, NV
Contract Status: Signed thru 2002
M.L. Service: 9 years, 114 days
Acquired: July 30, 1988: From the Boston Red Sox, along with RHP Curt Schilling, in exchange for RHP Mike Boddicker...On December 7, 1997 agreed to terms on a 5-year contract extension



GAME HIGHS, STREAKS & SLAMS

RUNS: 4, four times, most recently June 16, 1996 at Kansas City...HITS: 4, seven times, most recently April 4, 1997 at Texas...DOUBLES: 3, July 15, 1995 vs Kansas City...TRIPLES: 2, four times, most recently August 26, 1996 vs Oakland...HR: 2, 12 times, most recently September 2, 1996 at California...RBI: 5, four times, most recently June 16, 1996 at Kansas City...WALKS: 4, twice, July 6, 1992 vs White Sox and April 22, 1990 vs Detroit...SB: 3, June 11, 1996 at Detroit...HITTING STREAK: 13 games, twice, July 3-18, 1994 and May 18-31, 1994...GRAND SLAMS: 2, September 30, 1995 vs Detroit off Sean Bergman and August 26, 1997 vs Kansas City off Glendon Rusch

1997

- Played a large part of the season with a cracked 5th rib on his left side suffered in spring training diving back to first base on an attempted pick off throw...On April 24 he left the game after aggravating the injury while making a catch against the wall on a ball hit by Boston's Nomar Garciaparra.
- Brady was hit by a pitch a league-leading 19 times...It marked the second straight year in which he led the league in HBP and over the last two seasons he has been hit 41 times.
- Was T10th in the league with a .500 (6-12) batting average with the bases loaded...Brady was a .320 (109-319) hitter on the road, 6th best in the league...Anderson reached base 273 times, 7th most in the AL.
- On April 7 at Kansas City he collected his 1,000th major league hit, a double off Kevin Appier...On May 2 he moved past Rich Dauer into 9th place on the Orioles all-time hits list...This year he moved up on the O's all-time lists in Hits (9th), HR (8th), Runs (7th), RBI (9th), Doubles (7th) and Triples (2nd).
- On June 11 at Boston, Brady committed two errors in a game for the first time since July 18, 1991.
- Was elected to start the All-Star Game in Cleveland...It was Brady's 2nd straight All-Star starting assignment but the first time that he was elected to start by the fans...He played the entire game for the American League and went 2-for-4...It was Anderson's 3rd Mid-Summer Classic.
- On June 13 at Atlanta he collected the Orioles first ever interleague RBI with a single off Greg Maddux.
- Led off four games with a home run...In his career, Brady has 27 lead-off home runs (4 in 1992, 2 in 1993, 2 in 1994, 3 in 1995, 12 in 1996 and 4 in 1997)...The 12 in '96 was a major league record.
- Batted clean-up ten times, marking the first time in his career that he has hit in the #4 spot in the order...He did it July 22-26; July 28-29 and September 15-17.
- Compiled a season-high 12 game hitting streak, July 30-August 13...During the streak he batted .365 (19-52) with 2 2B, 1 3B, 3 HR, 9 RS and 6 RBI.
- Finished the year with an 11-game hitting streak...On the final day of the year, September 28 at Milwaukee, he collected a pair of doubles, giving him a career-high 39, two more than last season...Finished the year just two hits shy of his career-high set in '96 (172).

PRO CAREER

1996: Established career-highs in Hits, Runs Scored, HR and RBI...It was the first 100-RBI season of his career...His 50 home runs were the most ever in a season by an Oriole, surpassing Frank Robinson's 49 in 1966...He hit his 50th on the last day of the season, September 29 at Toronto off Pat Hentgen to lead off the game...He became the 14th player in history to hit 50 or more homers

in a season...The 50 homers were 2nd-most in the league to McGwire's 52...Established career-high in home runs when he hit his 22nd of the year on June 14 at Kansas City...On July 1 at Toronto he hit his 100th career home run...The shot came off Hentgen...Hit 11 home runs in April, breaking Frank Robinson's club record of 10 in '69...Hit his 15th home run on May 4, earliest date by anyone in history...Was American League All-Star starter in right field...It was his 2nd All-Star appearance and 1st start...Finished 4th in the balloting...Griffey was unable to play due to injury and Brady was named as his replacement in the starting line-up by Manager Mike Hargrove...Sidelined four days from July 19-22 with abdominal pain that was diagnosed as appendicitis...Also missed handful of games in early May with strained right quadricep and in mid-August with strained right calf...Is the first two-time member of the Orioles "20/20 Club" as he collected 20 stolen bases to go with his 50 home runs...He became only the third player in history, joining Barry Bonds and Ryne Sandberg, to have both a 40-HR season and a 50-steal season...Collected career-high 3 steals on June 11 at Detroit...Was hit by a pitch a league-leading 22 times, setting a new Orioles record...The previous mark was 20 by Grich in 1974...Brady also set the AL record for most HBP by a left-handed hitter, surpassing Washington's Harry Gessler, who was hit 20 times in 1911...On September 20 he doubled, giving him his 86th Extra Base Hit of the year, a new Orioles club record...The previous mark of 85 was shared by Frank Robinson ('66) and C. Ripken ('91), who each won the MVP in those respective years...Concluded the year with 92 Extra Base Hits...On the year he led off 12 games with a home run, a new Major League record, passing Bobby Bonds' 11 with San Francisco in 1973...34 of his home runs this season came while batting leadoff, topping Henderson's AL record of 28 set in 1986...Set a major league record by leading off four straight games with a home run, April 18-21...The previous mark was two straight games, done 33 times...On September 2 at California, Brady had his 7th 2-HR game of the year and the 12th of his career...Homered in 4 straight games once and 3 straight games three times...His increase of 34 home runs over his 1995 total marked the biggest increase from one season to the next in club history, surpassing Jim Gentile (1960-61, +25, from 21 to 46)...In the annual Baseball America "Tools of the Trade" poll, Brady was named as the league's 3rd best "Defensive Outfielder" behind only Seattle's Ken Griffey and Cleveland's Kenny Lofton...Anderson's .686 Slugging Pct. against right-handed pitchers was 3rd best in the American League behind only Oakland's McGwire (.713) and Cleveland's Thome (.696).

1995: Brady set the American League record with 34 consecutive stolen bases without being caught on June 12 at Cleveland...Ran string to 36 straight before being caught on July 3 when he was tossed out by the Twins Matt Walbeck...It was the first time he was nabbed since 5/13/94 when he was thrown out by Walbeck...His record was eclipsed by Chicago's Raines later in the year and matched by Toronto's Molitor...Brady was the hardest to double up in the American League, grounding into three double plays on the year and only once every 184.7 at-bats...Put together a pair of 11-game hitting streaks during the season; April 28-May 10 and August 13-August 23...Had the fifth 2 HR game of his career on September 5, the night Cal Ripken tied Lou Gehrig's consecutive games played record.

1994: Led the club in at-bats (453), triples (5), stolen bases (31) and hit by pitch (10)...Led A.L. left fielders with a 1.000 fielding percentage...Hampered by a sore knee in '93, rebounded to steal 31 bases in 32 attempts (.969), a major league record for 25 or more steals...The record was held by Max Carey of the '22 Pirates with a .962 percentage (51 of 53)...The previous record for those caught once was by Ken Griffey, Sr. who stole 23 of 24 (.958) for the '80 Reds...Over first 71 games batted .231 with 7 HR and 21 RBI...After that, batted .317 with 5 HR and 27 RBI...In final 33 games, hit .307 with 25 runs, 23 RBI and 12 steals...Had a pair of 13-game hitting streaks...Led off two games with home runs, April 14 at Detroit and June 20 vs. Milwaukee...Had 525 plate appearances, third in the majors behind Detroit's Tony Phillips (538) and Travis Fryman (528)...Had a team-high 12 total bases, April 26 vs. Oakland.

1993: Despite missing 15 games with the chicken pox, June 23-July 7, and sore knees that plagued him throughout the first half, led AL leadoff hitters in extra base hits (56) and RBI (62)...Made 139 starts, all but 4 as the O's leadoff hitter and 123 in LF, 13 in CF and 3 in RF...In '93, ranked 4th among AL outfielders in fielding pct. (TC-305, E-2)...Led the Orioles in 8 offensive categories...Led the Orioles in runs (87, tied with Cal Ripken), stolen bases (24), hit by pitches (10), walks (82) and triples (8, tied for 6th in the AL)...Tied for the club lead in extra base hits with Chris Hoiles (57)...Batted .571 (8-14)

MOST HOME RUNS BY LEFT-HANDED BATTER

1	Roger Maris	NY	AL	1961	61
2	Babe Ruth	NY	AL	1927	60
3	Babe Ruth	NY	AL	1921	59
4	Ken Griffey, Jr.	Sea	AL	1997	56
5	Babe Ruth	NY	AL	1920	54
	Babe Ruth	NY	AL	1928	54
7	Johnny Mize	NY	NL	1947	51
8	Brady Anderson	BAL	AL	1996	50
9	Lou Gehrig	NY	AL	1934	49
	Lou Gehrig	NY	AL	1936	49
	Ken Griffey	Sea	AL	1996	49
	Ted Kluszewski	Cin	NL	1954	49
	Babe Ruth	NY	AL	1930	49
	Larry Walker	Col	NL	1997	49

with the bases loaded, 4th highest in the AL (was 1-for-13 with the sacks full in '92)...Was batting a season-low .211 (47-223) on June 7, but hit .297 (100-337) the final 88 games of the season...Batted .313 (52-166) in his last 42 games starting Aug. 16...Got off to a quick start hitting .355 (22-62) after 15 games...Then between April 25 and June 7, he batted .155 (25-161)...Got hot again and went 18-for-53 (.340) over the next 13 games including a then career-high 11-game hitting streak...Raised his average from .211 to .236 on June 22, but the next day was stricken with chicken pox...Returned July 8 and batted only .236 the rest of the month, but hit .307 (65-212) the last 2 months of the season...During the O's 9-1 surge, Aug. 29-Sept. 8, that brought them from 5th place and 6 GB to 1/2 GB, Brady was 15-for-38 (.395) with 7 walks, 6 RBI and 4 stolen bases...Hit 11 of his 13 home runs on the road, as many road homers as he had hit in his ML career prior to '93...Saw 2816 pitches, 2nd in the AL behind Detroit's Tony Phillips (2938).

1992: Became the first player in AL history to reach 20 homers, 50 steals and 75 RBI in one season, the 7th in major league history...Is only one of 8 in major league history with 50 steals and 20 homers:

PLAYERS WITH 20+ HOMERS AND 50+ STEALS

PLAYER	HR	SB
Lou Brock, StL, 1967	21	52
Rickey Henderson, NY, 1986	28	87
Cesar Cedeno, Hou, 1972	22	55
Eric Davis, Cin, 1986	27	80
Cesar Cedeno, Hou, 1973	25	56
Eric Davis, Cin, 1987	37	50
Joe Morgan, Cin, 1973	26	87
Rickey Henderson, Oak, 1990	28	65
Cesar Cedeno, Hou, 1974	26	57
Barry Bonds, Pitt, 1990	33	52
Joe Morgan, Cin, 1976	27	60
Brady Anderson, Bal, 1992	21	53
Ryne Sandberg, Cubs, 1985	26	54
Rickey Henderson, Oak-Tor, 1993	21	53
Rickey Henderson, NY, 1985	24	60

Had one of the most productive seasons in major league history for a leadoff hitter...His 80 RBI were tied for 7th most all-time by a leadoff hitter (RBI accumulated only in the leadoff spot)...Became the 17th player in major league history to hit 20 or more home runs as a leadoff hitter...Only 12 players have ever hit more from the leadoff spot...All 158 starts were in the leadoff spot and he reached safely in 138 of them...Led the ML with 749 plate appearances...Reached base 28 straight games, Apr-9-May 9, longest streak by an Oriole since Cal Ripken reached in 29 straight games in 1988...Was the first Oriole outfielder to make the All-Star team since Ken Singleton in '81...Was 0-for-3 in the All-Star Game at San Diego, but played 6 innings in leftfield...His increase of 19 home runs from '91 matched Paul Blair ('68-'69, 7 to 26) as the 2nd biggest increase from one season to another in club history behind Jim Gentile ('60-'61, +25, 21 to 46).

1991: Was batting .191 (39-204) thru Aug. 20 when he was optioned to AAA Rochester...Recalled Sept. 1 and was 12-for-22 (.545) in his first 8 games back...Went on to become the O's leading hitter from that point on (.385, 20-52)...Was on the disabled list with a pulled left hamstring, May 28-June 13. 1990: Shoulder and ankle injuries limited him to 55 starts (LF-1, CF-19, RF-35)...Had AL's best stolen base success rate (min. 15 steals) converting 88.2 pct (15 of 17)...Was successful in his final 13 attempts of the year, longest string by an Oriole since Al Bumby swiped 15 straight without being caught

1998
Orioles

between Aug. 7, '79 and April 22, '80...Was 3rd in the AL in batting among pinch hitters with 20 or more plate appearances (.333, 6-18)...Sprained his left ankle on June 8 during batting practice; was on the disabled list until July 20...Played in the final 9 games of July and went 15-for-30 with 3 doubles, 2 triples, 1 homer and 9 RBI...However, batted only .174 (27-155) in his final 50 games, dropping his average from .342 to final .231.

1989: Began the season as the O's leadoff hitter, but struggled in mid-May after starting 45 of the first 49 games, cracked the starting lineup only 20 times the remainder of the season...Set club record for most stolen bases in April (8)...Through May 2, was leading the AL in doubles (10), was 5th in runs (21) and extra-base hits (13)...However, from that point on, he reached base only 58 times and had only 2 doubles in 69 games...Had 25 hits in April, only 30 the rest of the season...Batted .143 after May 17.

1988: Chosen in the spring as the AL East's top prospect by Baseball America...Started the season with Boston after batting .326 (86-28) in spring training...Was Boston's starting center fielder in April while Ellis Burks was recovering from an ankle injury...Was the regular right fielder for most of May...Played in 41 of the Sox' first 49 games (all starts)...Went 3-for-5 on Opening Day against Jack Morris of Detroit, in his ML debut...Was batting .271 (31-112) on May 22 after 31 games, then went 3-for-36 (including 0-for-the-last-20) and was assigned to Pawtucket on June 4...Pawtucket: Went 0-for-11 after reporting to AAA (extending his hitless string to 0-for-33), then batted .317 (154-48) the rest of the way...Orioles: Started 43 of 58 games after trade on July 30, all in CF...Hit safely in 4 of first 5 games with O's, but batted .195 (30-154) the remainder of season...Hit his first ML homer at Baltimore off Milwaukee's Tom Filer on Aug. 6...Had 11 sacrifice bunts; only 5 others in the AL had more...Also had 6 bunt singles.

1987: Limited to 75 games because of a severely sprained right ankle sustained in a clubhouse accident on June 5...Was batting .304 for New Britain (AA) at the time...Missed 49 games...Promoted to Pawtucket on Aug. 8...Hit safely in 18 of 23 games with PawSox...Added to big league roster in November...Batted .350 in the Mexican League for Tijuana, but didn't have enough plate appearances to qualify for the batting title.

1986: With Winter Haven in '86, was named to post-season Florida State League All-Star team...Led FSL with 107 walks and .459 on-base pct...Was tied for 3rd in homers (12) and 7th in batting (.319).

1985: In '85, at Elmira, led the New York-Penn League in walks (67 in 71 games) and in triples (tied, 6)...Played for the Red Sox in Hall of Fame Game at Cooperstown, July 29.

PERSONAL/MISCELLANEOUS

Single...Originally signed by Joe Stephenson of the Red Sox...Graduated from Carlsbad (CA) High School in '82...Named team MVP in '79 and '80, and all-league and all-North County in '81 and '82...Also lettered 3 times as a guard on the basketball team...Attended University of California at Irvine '82-'85...As a sophomore in '84, he hit 8 triples, tied for 3rd in the nation with Oddie McDowell, then of Arizona State...Played OF and first base in college...On January 11 of this year in Los Angeles he played in the annual MTV "Rock 'n' Jock" softball game and was named Most Valuable Player as he smacked a pair of home runs, including a grand slam...Born in Silver Spring, MD, but family moved to California when he was an infant...His father, Jerry, ran track at University of California-Santa Barbara...An uncle played on several world class fast-pitch softball teams...Studied economics at UC-Irvine...The last three off-seasons Brady has returned to Baltimore to participate in Pam Shriver's charity tennis outing...Makes charitable contributions through the Brady Anderson Charitable Community Fund and was a Cystic Fibrosis 65 Roses Chairman in '97...This past off-season Brady returned to Baltimore to take part in the Orioles annual FanFest.

SINGLE SEASON HR LEADERS FROM LEADOFF SPOT

	Player, Team	HR	Year
1.	Brady Anderson, Orioles	35	1996
	Bobby Bonds, San Francisco	35	1973
3.	Tommy Harper, Milwaukee (AL)	31	1970
	Rick Monday, Chicago (NL)	31	1976
5.	Davey Lopes, Los Angeles	28	1979
	Rickey Henderson, New York (AL)	28	1986
	Rickey Henderson, Oakland	28	1990

MOST TIMES IN SINGLE SEASON LEADING OFF GAME WITH A HOME RUN

	Player, Team	HR	Year
1.	Brady Anderson, Orioles	12	1996
2.	Bobby Bonds, San Francisco	11	1973
3.	Rickey Henderson, New York (AL)	9	1986
4.	Rickey Henderson, Oakland	8	1993
	Barry Bonds, Pittsburgh	8	1988

YEAR	CLUB	AVG	G	AB	R	H	2B	3B	HR	RBI	BB	SO	SB	CS
1985	Elmira-1	.256	71	215	36	55	7	6	5	21	67	32	13	9
1986	Winter Haven	.319	126	417	66	133	19	11	12	87	107	47	44	19
1987	New Britain	.294	52	170	30	50	4	3	6	35	45	24	7	3
	Pawtucket	.380	23	79	18	30	4	0	2	8	16	8	2	1
1988	BOSTON	.230	41	148	14	34	5	3	0	12	15	35	4	2
	Pawtucket	.287	49	167	27	48	6	1	1	9	8	40	6	4
	BALTIMORE-2	.198	53	177	17	35	8	1	1	9	8	40	6	4
1989	BALTIMORE	.207	94	266	44	55	12	2	4	16	43	45	16	4
	Rochester	.200	21	70	14	14	1	2	1	8	12	13	2	2
1990	BALTIMORE	.231	89	234	24	54	5	2	3	24	31	46	15	2
	Frederick	.429	2	7	2	3	1	0	0	3	1	1	0	0
	Hagerstown	.382	9	34	8	13	0	2	1	5	5	5	2	1
1991	BALTIMORE	.230	113	256	40	59	12	3	2	27	38	44	12	5
	Rochester	.385	7	26	5	10	3	0	0	2	7	4	4	1
1992	BALTIMORE	.271	159	623	100	169	28	10	21	80	98	98	53	16
1993	BALTIMORE	.263	142	560	87	147	36	8	13	66	82	99	24	12
1994	BALTIMORE	.263	111	453	78	119	25	5	12	48	57	75	31	1
1995	BALTIMORE	.262	143	554	108	145	33	10	16	64	87	111	26	7
1996	BALTIMORE	.297	149	579	117	172	37	5	50	110	76	106	21	8
1997	BALTIMORE	.288	151	590	97	170	39	7	18	73	84	105	18	12
Minor Lg. Totals		.300	360	1185	226	356	45	25	31	188	286	167	82	39
BALTIMORE Totals		.262	1204	4292	712	1125	235	53	140	517	604	769	222	71
American League		.261	1245	4440	726	1159	240	56	140	529	619	804	226	73
National League		-	-	-	-	-	-	-	-	-	-	-	-	-
ML Totals		.261	1245	4440	726	1159	240	56	140	529	619	804	226	73

* Led League

+ Tied for League Lead

1-Selected by Boston in June '85 free agent draft (10th round)

2-Acquired by Orioles from Boston, along with RHP Curt Schilling, in deal for RHP Mike Boddicker on 7/30/88

DIVISION SERIES	AVG	G	AB	R	H	2B	3B	HR	RBI	BB	SO	SB	CS
1996 Bal vs Cle	.294	4	17	3	5	0	0	2	4	2	3	0	1
1997 Bal vs Sea	.353	4	17	3	6	1	0	1	4	1	4	1	0
Totals	.324	8	34	6	11	1	0	3	8	3	7	1	1
LCS	AVG	G	AB	R	H	2B	3B	HR	RBI	BB	SO	SB	CS
1996 Bal vs NYY	.190	5	21	5	4	1	0	1	1	3	5	0	0
1997 Bal vs Cle	.360	6	25	5	9	2	0	2	3	4	4	2	0
Totals	.283	11	46	10	13	3	0	3	4	7	9	2	0
ALL-STAR	AVG	G	AB	R	H	2B	3B	HR	RBI	BB	SO	SB	CS
1992 AL at SD	.000	1	3	0	0	0	0	0	0	0	0	0	0
1996 AL at Phi	.000	1	2	0	0	0	0	0	0	0	0	0	0
1997 AL at Cle	.500	1	4	0	2	1	0	0	0	0	0	0	0
Totals	.222	3	9	0	2	1	0	0	0	0	0	0	0

OPENING DAY

The Orioles are 27-17 in season openers, an edge built largely from 1970 thru 1982 when they went 11-2. In home openers, the Orioles are 28-16.

	AVG	AB	1997 SEASON			LIFETIME				
			H	HR	RBI	AVG	AB	H	HR	RBI
Total	.288	590	170	18	73	.261	4440	1159	140	523
Home	.251	271	68	8	29	.245	2186	536	66	256
Away	.320	319	102	10	44	.276	2254	623	74	267
Ana	.314	35	11	2	5	.275	345	95	10	37
Bal	-	-	-	-	-	-	-	-	-	-
Bos	.310	42	13	0	3	.295	312	92	9	42
Cws	.244	45	11	0	3	.261	264	69	5	23
Cle	.263	38	10	2	7	.237	358	85	8	38
Det	.258	31	8	1	3	.269	368	99	8	44
KC	.390	41	16	2	6	.286	371	106	13	47
Mil	.244	41	10	0	3	.254	335	85	12	47
Min	.311	45	14	3	8	.252	314	79	11	33
NY	.258	43	11	1	7	.236	339	80	10	45
Oak	.327	49	16	1	4	.261	391	102	13	46
Sea	.244	41	10	2	6	.258	360	93	19	57
Tex	.390	41	16	0	8	.281	288	81	8	38
Tor	.321	53	17	2	3	.246	350	86	12	28
AL East	.290	169	49	4	16	.261	1369	357	39	155
AL Central	.290	210	61	7	27	.258	1642	424	49	187
AL West	.319	166	53	5	23	.268	1384	371	50	180
PRE ASG	.300	313	94	7	41	.261	2425	633	84	307
POST ASG	.274	277	76	11	32	.261	2015	526	56	227
vs. Left	.281	192	54	5	23	.231	1276	295	30	145
vs. Right	.291	398	116	13	50	.273	3164	864	110	384
as DH	.366	93	34	3	18	.331	124	41	3	20
as PH	.000	2	0	0	0	.226	53	12	0	3
April	.380	79	30	2	16	.295	631	186	24	95
May	.291	110	32	4	16	.238	887	211	29	103
June	.268	112	30	1	8	.249	711	177	24	74
July	.290	93	27	3	13	.288	684	197	19	91
August	.262	107	28	6	13	.244	765	187	24	94
Sept/Oct	.258	89	23	2	7	.264	762	201	20	72
All	.250	12	3	1	3	.250	12	3	1	3
Fla	.000	4	0	0	0	.000	4	0	0	0
Mon	.286	7	2	0	2	.276	7	2	0	2
NY	.133	15	2	1	2	.133	15	2	1	2
Phi	.000	7	0	0	0	.000	7	0	0	0
NL East	.156	45	7	2	7	.156	45	7	2	7


FIELDING	OF	PCT	G	PO	A	E	DP
1988	.984	90	243	4	4	1	
1989	.985	79	191	3	3	0	
1990	.987	63	149	3	2	1	
1991	.981	101	150	3	3	0	
1992	.980	158	382	10	8	6	
1993	.993	140	296	7	2	0	
1994	.996	109	247	4	1	1	
1995	.989	142	268	1	3	0	
1996	.992	143	341	10	3	1	
1997	.989	124	277	2	3	0	
Career	.982	1149	2544	47	32	10	

LIFETIME BY BALLPARK

BRADY ANDERSON	AVG	AB	H	HR	RBI
Anaheim Stadium	.291	175	51	6	22
Orlando Park at Camden Yards	.259	1640	425	61	208
Memorial Stadium	.195	467	91	5	36
Fenway Park	.267	243	65	3	31
Comiskey Park	.245	102	25	2	5
Comiskey Park (Old)	.154	13	2	1	1
Jacobs Field	.294	85	25	2	9
Cleveland Stadium	.198	91	18	0	3
Tiger Stadium	.302	172	52	7	25
Ewing M. Kauffman Stadium	.314	207	65	10	28
County Stadium	.309	175	54	3	20
Hubert H. Humphrey Metrodome	.268	183	49	5	16
Yankee Stadium	.240	179	43	5	26
Oakland-Alameda County Coliseum	.251	199	50	7	25
The Kingdome	.264	178	47	9	29
The Ballpark in Arlington	.362	69	25	5	16
Arlington Stadium	.314	70	22	0	3
Skydome	.263	167	44	8	18
Exhibition Stadium	.333	9	3	0	0

HAROLD DOUGLEAS BAINES DESIGNATED HITTER—#3

Born: March 15, 1959
Opening Day Age: 39
Height: 6'2" Weight: 195
Bats: L Throws: L
Birthplace/Residence: St. Michael's, Maryland...Resides in St. Michael's, MD
Contract Status: Signed through '98
ML Service: 18 years, 0 days
Acquired: July 29, 1997 from Chicago in exchange for PTBNL...On December 19, 1997 agreed to terms on a 1-year contract



GAME HIGHS, STREAKS & SLAMS

RUNS: 4, May 7, 1991 vs. Baltimore...HITS: 5, twice, most recently September 18, 1988 at Seattle...DOUBLES: 3, April 20, 1980 at Baltimore...TRIPLES: 1, 16 times, most recently June 18, 1995 at Detroit...HR: 3, 3 times, most recently May 7, 1991 vs. Baltimore...RBI: 7, twice, most recently June 23, 1992 vs. Seattle...WALKS: 3, 18 times, most recently April 29, 1997 vs. Texas...SB: 2, July 19, 1996 vs. Kansas City...HITTING STREAK: 19, September 3-23, 1983...GRAND SLAMS: 1, 12 times, most recently August 4, 1996 at Oakland

1997

- Began the year with the Chicago White Sox before being acquired by Baltimore on July 29 for a player to be named later...On August 18 minor league infielder Juan Bautista was sent to Chicago to complete the deal.
- Finished the year 2nd all-time among designated hitters with 1,331 games (Hal McRae-1,428), 2nd in DH home runs with 190 (Don Baylor's 219) and 3rd in DH RBI with 785 (McRae-823, Baylor-801)...Finished the year with 339 HR in his career.
- On July 11 at Kansas City he became the 74th player in history to reach 2,500 career hits and finished the year with 2,561 in a tie for 66th place on the All-Time list with Willie Davis.
- On June 10 at New York, Harold played right field for the Sox...It was his first defensive appearance since October 4, 1994 while with Oakland and it ended a string of 537 consecutive games as a designated hitter.
- Baines batted .348 (8-23) with an 0-2 count, 2nd highest 0-2 average in the league behind only Will Clark (.391, 9-23)...He also batted .361 (53-147) after the 6th inning, 3rd best in the A.L., trailing just Edgar Martinez and Sandy Alomar.
- With the Orioles, Baines 6-for-9 as a pinch hitter...On the year he went 8-for-15 in the pinch-hitting role...Had pinch-hits in three straight games at Florida, September 1-3.
- Finished the year by batting safely in 18 of his final 22 games...Over the span he hit .397 (27-68) and raised his batting average with the Orioles from .182 to a season ending .291.

PRO CAREER

1996: Ranked among top AL designated hitters in average (3rd, .310), runs scored (3rd, 80), RBI (3rd, 94), walks (4th, 73) and home runs (T4th, 22)...Reached double figures in home runs for the 17th consecutive season, second among active players behind Eddie Murray (19)...Hit 20-plus home runs for the 10th time in his career and a club record seventh with the White Sox...Matched his 1995 total of 63 RBI in the club's 89th game...Hit grand slams on May 4 at New York (off Jim Mecir) and August 4 at Texas (off Ed Vosberg)...Single off Kevin Gross on April 9 vs Texas was his 1,500 hit with the Sox and first at home in a Sox uniform since July 28, 1989 vs Seattle...Hit above .300 in five of six months...His .350 (56-160) average after the sixth inning ranked second in the AL, while his .337 (87-258) average on the road ranked seventh...Accounted for half of his home run (11) and RBI (47) totals from the seventh inning on...Batted .333 (35-105) vs left-handed pitchers...His 29 RBI in May were the second highest monthly total of his career...Hit two game winning home runs at Comiskey Park off New York's John Wetteland—a two run shot in the ninth inning on May 11 and a solo shot in the 10th on August 12...First homer was his 200th in a Sox uniform, and a second inning single was his 1,577 hit with the Sox, moving him into fourth place in fran-

chise history...Collected his 400th career double on July 3 vs Minnesota...Still a career-high two bases on July 19 vs Kansas City...Initial steal was his first since September 18, 1992 at Seattle...Was 6-14 (.429) with five RBI as a pinch hitter.

1995: His 24 home runs with Baltimore were the most since hitting 29 for the White Sox in 1984...17 home runs came on the road, where he hit .305 (.45-213)...Hit his 300th career home run on September 22 at Milwaukee (off Mark Kiefer)...Finished 10th in the AL in on-base percentage (.403) and sixth in intentional walks (13)...Collected the 1,200th RBI of his career on 4/28 at Minnesota...Played in his 1,000th game as a designated hitter on 6/22 at Boston...Drove in five runs on 8/19 at Oakland...Connected on two grand slams, the ninth and 10th of his career (8/1 vs Toronto and 8/19 at Oakland)...Batted .309 (50-162) with runners on base and was 3-10 (.300) with two home runs when the bases were loaded...Hit .300 (97-323) with 21 home runs and 58 RBI vs right-handers and .290 (18-62) with three home runs and five RBI vs left-handers.

1994: His .296 batting average was fourth among AL designated hitters with at least 300 at-bats...Finished third on the Baltimore club in homers (16) and slugging percentage (.485) and fourth in RBI (54)...Hit the then longest home run ever by an Oriole at Camden Yards on 7/30 vs Toronto's Todd Stottlemyre (442 feet to center field).

1993: Posted a .313 batting average, the highest of his career...Fell 22 plate appearances shy of qualifying with the league's eighth best average, 10th best slugging percentage (.510) and 10th best on base percentage (.390)...Average improved by 60 points from 1992...Batted .340 (64-188) with men on base, a career high and fifth best mark in the AL...Became only the fourth Orioles designated hitter to reach 20 home runs...Tied a Baltimore record by reaching base 13 consecutive times from 4/30-5/2 (eight hits and five walks)...Went on the disabled list on 5/5 with a pulled rib cage muscle...Played in three games with the Bowie Baysox on a rehabilitation stint and returned on 5/27...Collected career his No. 2,000 on 7/24 with an infield single off Minnesota's Scott Erickson...Laid down a sacrifice bunt on 9/8 vs Seattle, his first in the regular season since 1984 (he did have one in the 1990 and 1992 ALCS while with Oakland).

1992: Led Oakland in the postseason with a .440 (11-25) average...His 11 hits tied an ALCS record that has since been broken by Devon White and Tim Lincecum...His ninth-inning solo home run in Game 1 at Toronto (off Jack Morris) gave Oakland a 4-3 win...Made 19 starts in the outfield with Oakland...Was second on the A's in games (140), RBI (76), total bases (187) and was third in home runs (16)...Was hitting .221 with two home runs and 14 RBI in 45 games as of 6/1, but hit .269 with 14 homers and 62 RBI over the last 95 games...Matched a career high with seven RBI on 6/23 vs Seattle...Recorded his 1,000th RBI on 5/18 at Baltimore.

1991: Homered three times vs Baltimore on 5/7 (off Ben McDonald, Dave Johnson and Jeff Robinson)...Also doubled and walked in his five plate appearances...Drove in seven, scored four times and set an Oakland record with 14 total bases...Received a club-record 22 intentional walks...His .322 road average was sixth in the AL and his .455 pinch-hitting average was third in the league (minimum 10 at-bats).

1990: Was acquired by Oakland just before the playoff deadline...Was reunited with manager Tony La Russa for the fourth time (Knoxville '78, Iowa '79, White Sox '80-'86)...His five postseason RBI were a team high...Batted .357 (5-14) with three RBI as the A's swept Boston in four games...Did not start a game all season against a left-hander until Game 3 of the World Series...In his first at-bat homered off Cincinnati's Tom Browning.

1989: His .309 combined average with the Sox and Texas ranked as the eighth best in the AL and was second among left-handers behind Wade Boggs (.330)...Was seventh in on-base percentage (.395) and 10th in slugging percentage (.465)...Was traded to Texas on 7/29...Was named to *The Sporting News* All-Star and Silver Slugger teams as the DH...Started the All-Star Game and his RBI single off Rick Sutcliffe was the first hit by a DH in an All-Star Game.

1988: Led all DH's with 160 hits and 76 RBI and was named the league's top DH for the second successive season...Tied for sixth in the AL in doubles (39) and led the team in games (158), hits (166), total bases (246) and RBI (81). 1987: Posted career highs of 10 home runs and 36 RBI in June...Was named to the AL All-Star Team for the third consecutive season despite missing 23 games early due to a knee injury...Was selected as the league's top DH...Hit safely in 18 straight games from 7/3-7/24.

1986: Became the first Sox player to reach 20 home runs in five consecutive seasons...Hit six ninth-inning homers, tying for the lead in the majors...Led the Sox in hits (169), runs (72), homers (21) and RBI (88)...Ranked fourth in the AL with 15 assists in his last full season in the outfield.

1985: Led the AL with a .335 road batting mark...His 158 starts led all league right fielders...Batted over .300 with 20 or more home runs for the second straight season...Only New York's Don Mattingly matched that production in 1984-85...Was named to *The Sporting News* and UPI All-Star teams...Missed getting 200 hits when he went 0-13 in the final series against Seattle...Had nine home runs as of 8/22 but finished with 22...Posted a .994 fielding percentage, third best in the AL...Had a pinch-hit single off Nolan Ryan in his first All-Star Game appearance.

1984: Led the AL in slugging percentage (.541)...In 70 games from the end of May through mid-August, batted .379 with 19 home runs, 59 RBI and a .783 slugging percentage...Home run on 5/9 off Milwaukee's Chuck Porter in the 25th inning ended the longest game in major league history (8:06)...He hit the 753rd pitch of the game...The bat used to hit the home run is in the Baseball Hall of Fame...Shared three major league records as a result of the game: most plate appearances (12); longest errorless game by an outfielder (25 innings); and most innings by an outfielder (25)...Homered three times on 9/17 at Minnesota.

1983: Set a then major league record for most game winning RBI (22)...His sacrifice fly on 9/17 at Comiskey Park drove home Julio Cruz to beat Seattle and give the Sox the AL West Division title, the franchise's first since 1959...Posted a career high 19-game hitting streak from 9/3-9/23.

1982: At age 23, became the youngest player in White Sox history to reach 100 RBI...His 105 RBI were the most by a Sox player since Dick Allen in 1972 (113)...Over six games in early July, went 11-22 (.500) with five home runs (two grand slams) and 13 RBI...Hit three homers for the first time on 7/7 at Detroit.

1981: Improved batting average by 31 points from 1980...Tied for second in the AL with seven triples...Hit .354 in August and drove in 15 in 17 games in September.

1980: Appeared in 141 games in his rookie season...First career homer came on 4/19 off Baltimore's Jim Palmer at Memorial Stadium to give Sox and current broadcaster Ed Farmer the victory...First career hit came off New York's Jim Kaat on 4/17.

1979: Posted a .528 slugging percentage at Class AAA Iowa, batting .298 (139-466) with 22 home runs and 87 RBI...Belted two home runs in the same inning on 8/4 at Oklahoma City.

1978: Appeared in 137 games at Class AA Knoxville...Played 10 games at first base, the only time in his career he has appeared anywhere other than the outfield or DH.

1977: Played in 69 games at Class A Appleton in his first professional season...Was the nation's No. 1 selection in the June free agent draft and was signed by White Sox owner Bill Veeck.

PERSONAL/MISCELLANEOUS

Married to the former Marla Henry...Four children: Antoinette (3/6/84), Britni (10/31/85), Harold Jr. (12/18/87), and Courtney (8/2/90)...Was born, raised and still resides in St. Michael's, MD where as a Little Leaguer he attracted the attention of former White Sox owner Bill Veeck...Six years later (1977), the White Sox selected Baines with the first round pick in the country...Veeck and then general manager Roland Hemond traveled to Baines' home the night before the draft and signed him to a contract...Three days later Baines worked out with the Sox when they traveled to Baltimore's Memorial Stadium...Batted .353 with two homers in 12 games as a senior at St. Michael's (MD) High School in 1977...Was a high school All-American...Played for coach Denver Leach...Every January 9 is "Harold Baines Day" in St. Michael's...The Harold Baines Scholarship Fund provides college tuition for deserving local students...His own donations and proceeds from a golf tournament he hosts go towards the fund...On 6/5/93, he hosted the Harold Baines Baseball Celebration, a baseball card and autograph show to benefit the Kimberly Knopp Pancreas Fund, established to help a friend who has diabetes...Conducts the Harold Baines Charity Golf Outing each October to benefit the Bay 100 Youth Task Force that provides scholarships to Eastern Shore students...This past off-season, Harold took part in the Orioles Winter Caravans and annual FanFest.

YEAR	CLUB	AVG	G	AB	R	H	2B	3B	HR	RBI	BB	SO	SB	CS
1977	Appleton-1	.261	69	222	37	58	11	2	5	29	36	62	2	0
1978	Knoxville	.275	137	502	70	138	16	6	13	72	43	91	3	2
1979	Iowa	.298	125	466	87	139	25	8	22	87	33	80	5	7
1980	CHICAGO (AL)	.255	141	491	55	125	23	6	13	49	19	65	2	4
1981	CHICAGO (AL)	.286	82	280	42	80	11	7	10	41	12	41	6	2
1982	CHICAGO (AL)	.271	161	608	89	165	29	8	25	105	49	95	10	3
1983	CHICAGO (AL)	.280	156	596	76	167	33	2	20	99	49	85	7	5
1984	CHICAGO (AL)	.304	147	569	72	173	28	10	29	94	54	75	1	2
1985	CHICAGO (AL)	.309	160	640	86	198	29	3	22	113	42	89	1	1
1986	CHICAGO (AL)	.293	132	505	59	148	26	4	20	93	46	82	0	0
1987	CHICAGO (AL)	.277	158	599	55	166	39	1	13	81	67	109	0	0
1988	CHICAGO (AL)	.321	96	333	55	107	20	1	13	56	60	52	0	1
1989	CHICAGO (AL)-2	.285	50	172	18	49	9	0	3	16	13	27	0	2
1990	TEXAS-3	.290	103	321	41	93	10	1	13	44	47	63	0	1
1991	OAKLAND	.266	32	94	11	25	5	0	3	21	20	17	0	2
1992	OAKLAND	.295	141	488	76	144	25	1	20	90	72	67	0	1
1993	BALTIMORE-4	.253	140	478	58	121	18	0	16	76	59	61	1	3
1994	BALTIMORE	.313	118	416	64	130	22	0	20	78	57	52	0	1
1995	BALTIMORE	.294	94	326	44	96	12	1	16	54	30	49	0	0
1996	CHICAGO (AL)-5	.299	127	385	60	115	19	1	24	63	70	45	0	2
1997	CHICAGO (AL)-6	.311	143	495	80	154	29	0	22	95	73	62	3	1
1998	BALTIMORE	.305	93	318	40	97	18	0	12	52	41	47	0	1
1999	BALTIMORE	.301	44	134	15	39	5	0	4	15	14	15	0	0
Minor Lg. Totals		.280	334	1196	194	335	52	16	40	188	113	234	10	9
BALTIMORE TOTALS		.301	383	1261	183	380	261	2	64	210	171	161	0	2
American League		.290	2463	8818	1168	2561	439	48	339	1423	932	1287	33	32
National League		-	-	-	-	-	-	-	-	-	-	-	-	-
ML Totals		.290	2463	8818	1168	2561	439	48	339	1423	932	1287	33	32

- 1-Selected by the White Sox in the first round (1st overall) of free agent draft on 6/7/77
2-Traded to Texas with Fred Murrige for Wilson Alvarez, Scott Fletcher and Sammy Sosa on 7/29/89
3-Traded to Oakland for PTBNL on 8/29/90; Texas acquired Joe Bitter and dScott Chiamparino to complete trade on 9/4/90
4-Traded to Baltimore for Bobby Chouinard and Allen Plaster on 1/14/93
5-Signed by the White Sox as a free agent on 12/11/95
6-Acquired from the Chicago White Sox in exchange for PTBNL on 7/29/97; Juan Bautista was assigned to Chicago as PTBNL

DIVISION SERIES	AVG	G	AB	R	H	2B	3B	HR	RBI	BB	SO	SB	CS
1997 Bal vs Sea	.400	2	5	2	2	0	0	1	1	1	0	0	0
Totals	.400	2	5	2	2	0	0	1	1	1	0	0	0
LCS	AVG	G	AB	R	H	2B	3B	HR	RBI	BB	SO	SB	CS
1983 Chi vs Bal	.125	4	16	0	2	0	0	0	0	1	3	0	0
1990 Oak vs Bos	.357	4	14	2	5	1	0	0	3	2	1	1	0
1992 Oak vs Tor	.440	6	25	6	11	2	0	1	4	0	3	0	0
1997 Bal vs Cle	.353	6	17	1	6	0	0	1	2	2	1	0	1
Totals	.333	20	72	9	24	3	0	2	9	5	8	1	1
WORLD SERIES	AVG	G	AB	R	H	2B	3B	HR	RBI	BB	SO	SB	CS
1990 Oak vs Cin	.143	3	7	1	1	0	0	1	2	1	2	0	0
Totals	.143	3	7	1	1	0	0	1	2	1	2	0	0
ALL-STAR	AVG	G	AB	R	H	2B	3B	HR	RBI	BB	SO	SB	CS
1985 AL at Min	1.000	1	1	0	1	0	0	0	0	0	0	0	0
1986 AL at Hou	.000	1	1	0	0	0	0	0	0	0	0	0	0
1987 AL at Oak	.000	1	1	0	0	0	0	0	0	0	0	0	0
1989 AL at Cal	.333	1	3	1	1	0	0	0	1	0	1	0	0
1991 AL at Tor	.000	1	1	0	0	0	0	0	1	0	0	0	0
Totals	.286	5	7	1	2	0	0	0	2	0	1	0	0

BAINES AMONG TOP DESIGNATED HITTERS

Hits	Home Runs	RBI
Hal McRae	1,555	219
Harold Baines	1,392	190
Don Baylor	1,321	177
Don Baylor	1,209	145
Chili Davis	1,017	109
Hal McRae		823
Don Baylor		801
Harold Baines		785
Chili Davis		649
Paul Molitor		624

	1997 SEASON					LIFETIME				
	AVG	AB	H	HR	RBI	AVG	AB	H	HR	RBI
Total	.301	452	136	16	67	.290	8818	2561	339	1423
Home	.255	231	59	6	34	.291	4226	1231	163	741
Away	.348	221	77	10	33	.290	4592	1330	176	682
Ana	.296	27	8	1	7	.279	671	187	21	98
Bal	.256	43	11	2	4	.291	597	174	21	91
Bos	.281	32	9	0	5	.291	671	195	23	100
Cws	-	-	-	-	-	.220	214	47	8	28
Cle	.257	35	9	1	4	.295	671	198	27	111
Det	.395	38	15	1	5	.283	671	190	28	132
KC	.238	42	10	3	8	.292	684	200	25	97
Min	.276	29	8	2	3	.301	678	204	26	108
ML	.293	41	12	1	6	.297	649	193	28	110
NY	.447	38	17	0	4	.283	637	190	20	115
Oak	.326	43	14	1	9	.305	692	211	26	120
Sea	.313	16	5	1	3	.293	672	197	31	106
Tex	.280	25	7	1	3	.299	638	191	31	99
Tor	.182	22	4	0	2	.287	652	187	30	99
AL East	.324	173	56	3	20	.287	3228	926	125	526
AL Central	.265	147	39	7	21	.291	2896	842	114	454
AL West	.306	111	34	4	22	.294	2673	786	98	439
PRE ASG	.298	248	74	9	42	.290	4689	1361	170	769
POST ASG	.304	204	62	7	25	.291	4129	1200	169	654
vs. Left	.272	92	25	3	19	.268	2287	614	67	340
vs. Right	.308	360	111	13	48	.298	6531	1947	272	1083
vs. DH	.293	437	128	15	62	.292	4763	1389	190	783
vs. PH	.533	15	8	1	5	.374	123	46	3	36
April	.296	71	21	2	5	.265	1104	293	33	156
May	.329	85	28	3	19	.292	1506	439	47	240
June	.266	79	21	4	17	.286	1571	449	67	263
July	.300	90	27	3	11	.314	1494	469	65	255
August	.211	71	15	2	7	.278	1552	431	61	236
Sept/Oct	.376	186	70	9	35	.306	1721	526	73	300
All	-	-	-	-	-	-	-	-	-	-
Fla	1.000	3	3	0	0	1.000	3	3	0	0
Mon	-	-	-	-	-	-	-	-	-	-
NY	.250	8	2	1	1	.250	8	2	1	1
Phi	-	-	-	-	-	-	-	-	-	-
NL East	.455	11	5	1	1	.455	11	5	1	1

FIELDING	OF	PCT	G	PO	A	E	DP
1980	.963	137	229	6	9	1	
1981	.985	80	120	10	2	1	
1982	.980	161	326	10	7	4	
1983	.973	155	312	10	9	3	
1984	.981	147	307	8	6	1	
1985	.994	159	318	8	2	2	
1986	.984	141	295	15	5	5	
1987	1.000	8	13	0	0	0	
1988	.882	9	14	1	2	0	
1989	.964	26	54	0	2	0	
1990	.833	2	5	0	1	0	
1991	.923	12	11	1	1	0	
1992	.964	23	27	0	1	0	
1997	.000	1	0	0	0	0	
Career	.978	1061	2031	69	47	17	

LIFETIME BY BALLPARK

HAROLD BAINES	AVG	AB	H	HR	RBI
Anaheim Stadium	.281	349	98	11	38
Oriole Park at Camden Yards	.311	652	203	33	110
Memorial Stadium	.322	233	75	13	35
Fenway Park	.285	369	105	12	51
Comiskey Park	.272	475	129	19	84
Comiskey Park (Old)	.294	2523	742	88	430
Jacobs Field	.329	82	27	5	14
Cleveland Stadium	.268	272	73	5	36
Tiger Stadium	.319	345	110	16	69
Ewing M. Kauffman Stadium	.241	365	88	14	43
County Stadium	.276	369	102	11	48
Hubert H. Humphrey Metrodome	.312	308	96	15	52
Metropolitan Stadium	.375	16	6	2	4
Yankee Stadium	.284	324	92	12	52
Oakland-Alameda County Coliseum	.279	871	243	34	163
The Kingdom	.278	352	98	8	51
The Ballpark in Arlington	.524	42	22	6	20
Arlington Stadium	.274	526	144	20	78
Skydome	.313	134	42	6	13
Exhibition Stadium	.303	208	63	9	32

Most Career HR Without Having a 30-HR Season

Player	Career HR
Al Kaline	399
Harold Baines	339
Brian Downing	275
Brooks Robinson	268
Joe Morgan	268
George Hendrick	267
Tim Wallach	260
Vada Pinson	256
Kirk Gibson	255
Robin Yount	251

ARMANDO BENITEZ RHP—#49

Born: November 3, 1972
Opening Day Age: 25
Height: 6'4" **Weight:** 225
Bats: R **Throws:** R
Birthplace/Residence: Born in Ramon Santana, DR...Resides in San Pedro de Macoris, DR
Contract Status: Signed thru '98
M.L. Service: 3 years, 47 days
Acquired: April 1, 1990: Signed as a non-drafted free agent by the Orioles (Carlos Bernhardt)



GAME HIGHS & STREAKS

LONGEST OUTING: 3.2 innings, twice, August 8, 1994 at New York and July 31, 1994 vs Toronto...**STRIKEOUT HIGH:** 6, July 31, 1994 vs Toronto...**WALK HIGH:** 4, twice, most recently April 11, 1997 vs. Texas...**HR ALLOWED:** 2, twice (both in 1997), most recently June 13, 1997 at Atlanta...**WINNING STREAK:** 3, July 31-August 17, 1997...**LOSING STREAK:** 3 games, twice, most recently April 7-June 29, 1997...**SAVE STREAK:** 9, April 4-August 24, 1997.

1997

- Spent the entire year at the major league level for the first time in his career...His 2.45 ERA was 8th best among the league's relievers.
- Was 9-for-10 in save situations on the year and was T6th in the league with 20 Holds...Earned first save of the season on April 4 at Texas, with all first outs recorded via strikeout...His second save came on April 30 at Minnesota when he made his longest outing of the season (2.2IP)...His only blown save was on September 22 against Detroit.
- Opponents batted just .125 (18/144) against him with Runners on Base, best in the A.L...With Runners in Scoring Position, the opposition batted .141 (13/89) against him and overall, opponents batted .191 (49-257) against him, 2nd best among the league's relievers, trailing only Wetteland.
- Benitez recorded a strikeout in 57 of the 71 games in which he appeared...From July 19-August 20 he struck out at least one batter in 16 straight appearances and over that span had 34 Ks in 18.0 innings.
- On April 27 vs. Boston he was ejected by home plate umpire Rich Garcia when he threw inside to Jeff Frye following a Bill Haselmen home run.
- Maintained the Orioles lead in 43 of 44 games in which he entered with a lead...Armando retired 42 of 71 first batters faced...He inherited 51 baserunners, 29 of which were in scoring position, and allowed just 12 to score, 3rd best percentage in the league...He pitched in back-to-back games 16 times on the year.

PRO CAREER

1996: Started the season on the Orioles major league roster...In his first 3G he struck out five batters and did not allow a run in 4.0 innings...In his 4th appearance, April 19 at Texas, he was touched up for 3ER without retiring a batter...Was placed on the 15-day disabled list the next day with a strained elbow...On May 18 he pitched in one game on rehab assignment at Class AA Bowie and two days later was recalled from rehabilitation and sent to Birmingham, AL to see Dr. James Andrews...The injury was diagnosed as a strained ulnar collateral ligament and Benitez was transferred to the 60-day disabled list...Pitched in seven games on rehab at Gulf Coast League, AA Bowie and AAA Rochester, going 0-1 with a 3.00 ERA...Was activated from the D.L. on August 26...After return from the D.L., Armando appeared in 13 games and was 0-0 with three saves in four chances with a 2.70 ERA (10.0IP, 5H, 3ER, 3BB, 14K)...Struck out at least one batter in 12 of 16 games on the year...His only blown save came on September 28 at Toronto, when he allowed a HR to Sprague in the 9th...The blown save cost Mussina his 20th win...Following the season he pitched for Estrellas in the Dominican Winter League.

1995: Made the Orioles staff out of spring training...Was up with the Orioles on three different occasions during the 1995 season...On May 17 vs the Tigers, Benitez tossed 1.0 shutout inning in the Orioles 7-4 victory to earn his first major

league save...On the year he converted 2 of 5 save opportunities...Appeared in a league high 19 games through June 7 when he was optioned to AAA Rochester on June 8...In his final three outings before the demotion he allowed 6ER in 4.0IP...Earned first major league victory on July 2 at Toronto when he pitched 1.0 shutout inning, striking out all three batters he faced, in the Orioles dramatic 9-7 come from behind win...With the Orioles, he limited right-handed batters to a .196 (21-107) batting average and lefties hit just .239 (16-67) against him...Overall opponents hit .213 (37-174) against him...Was with the Red Wings until June 23 when he was called back to the Orioles...After his return, Armando did not yield a run through his first six appearances (5IP, 3H, 4BB, 8K)...Touched up for 5ER in his last 4.0 innings of work before being optioned back to Rochester on July 16...Remained with the Red Wings until being recalled against by Baltimore on August 4...After his final recall from AAA until the end of the season, Armando appeared in 15 games, allowing 12 hits and 12 ER in 18.0 innings of work...He did not pitch after September 10...His longest outing of the year came on August 3 in Seattle when he tossed 3.0 shutout innings in the Orioles 7-1 win for his 2nd major league save...With the Orioles he retired 31 of 44 first batters faced...Benitez inherited 45 baserunners, 23 of which were in scoring position, and allowed 16 to score...In addition, he surrendered 8 HR, including grand slams to Oakland's Terry Steinbach and Seattle's Edgar Martinez...At Rochester he limited opposing batters to a .153 batting average which would have led the league, however, he fell 8.1 innings short of qualifying...Struck out at least one batter in every appearance he made for Rochester and averaged 2.2 strikeouts per outing despite the fact that his average appearance was less than 1.1 innings...Following the season, Benitez played for Estrellas of the Dominican Winter League.

1994: Named top prospect in both the Eastern League and in the Orioles minor league system...In a mid-season poll of E.L. managers he was voted as having the best fastball in the league...Started the year at AA Bowie before being called up to the majors on July 27...Pitched 9.1 consecutive scoreless innings at the start of his big league career, spread over his three appearances during two weeks with the big club...Was finally scored upon on August 8 when he left the game in the 10th inning against the Yankees and Eichhorn allowed the inherited runner to score...Made major league debut on July 28 in the first game of a doubleheader in Baltimore vs Cleveland...Relieved Mike Mussina with two on and two out and struck out his first major league batter faced, Albert Belle...In his second outing, July 31 vs Toronto, he fanned six batters in 3.2 innings...The Orioles optioned him back to Bowie August 11 just prior to the player's strike so he would not be frozen on the roster and would be able to continue to pitch...On the farm, he led the Baysox with 16 saves and limited opposing batters to a .160 (41-256) average, best among Double A relievers and 6th among all minor league pitchers on full season clubs...Recorded five saves in eight appearances, July 7-25, prior to call-up by the O's...Ratio of 13.31 K's per 9IP was tops among AA relief pitchers...Recorded at least one strikeout in 46 of 53 appearances, including 30 of his last 32...Was honored as E.L. "Pitcher of the Week" for June 6-12 after striking out 14 batters in 6.0 innings.

1993: Enjoyed a breakthrough season, splitting the year between Class A Albany and Frederick...Overall he was 8-1 with a 1.34 ERA with 18 saves and 112 strikeouts in 67 innings...Led all minor leaguers in K's per 9IP (15.04)...Topped all O's prospects in ERA and was 2nd in saves...Along with Garrett Stephenson, was co-winner of the Palmer Prize award presented annually to the organization's top pitcher(s) of the year...Started the season at Class A Albany...Led the club with 14 saves and 34 games finished...Didn't allow a run in 32 of his 40 appearances and fanned at least one batter in 35 of 40 outings...Didn't earn a save until May 1, then recorded 9 in his next 14 games...On August 4 was elevated to Frederick...Averaged 19.1 strikeouts per 9IP for the Keys...Didn't allow a run in his first nine appearances (10.1IP)...Promoted a third time, this time to AA Bowie, on September 8 during Eastern League post-season and pitched in two playoff games for the Baysox, one at Memorial Stadium, against the Canton-Akron Indians.

1992: His 25 appearances for Bluefield ranked 4th in the Appalachian League...Struck out 10.7 batters per 9IP...Worked 1.0 inning or less in 18 of his 25 outings.

1991: Made three starts for the Gulf Coast League Orioles at the start of the season...Following the starting assignments he moved to the bullpen for the remainder of the year.

1998
Orioles

PERSONAL/MISCELLANEOUS

Single...Signed by the Orioles at age 17 and participated in the club's Dominican Summer League program in 1990...Returned to Baltimore this season to take part in the Orioles annual FanFest.

YEAR	CLUB	W	L	ERA	G	GS	CG	SHO	SV	IP	H	R	ER	HR	BB	SO
1990	Dominican Summer League-1															
1991	Gulf Coast	3	2	2.72	14	3	0	0	0	36.1	35	16	11	2	11	31
1992	Bluefield	1	2	4.31	25	0	0	0	5	31.1	35	31	15	1	23	37
1993	Albany	5	1	1.52	40	0	0	0	14	53.1	31	10	9	2	19	85
1994	Frederick	3	0	0.66	12	0	0	0	4	13.2	7	1	1	0	4	20
1994	Bowie	8	4	3.14	53	0	0	0	16	71.2	41	29	25	6	39	103
1994	BALTIMORE	0	0	0.90	3	0	0	0	0	10.0	8	1	1	0	4	14
1995	Rochester	2	2	1.25	17	0	0	0	8	21.2	10	4	3	2	7	37
1995	BALTIMORE	1	5	5.66	44	0	0	0	2	47.2	37	33	30	8	37	56
1996	Rochester	0	0	2.25	2	0	0	0	0	4.0	3	1	1	1	1	5
1996	Bowie	0	0	4.50	4	0	0	0	0	6.0	7	3	3	0	0	8
1996	Gulf Coast	1	0	0.00	1	0	0	0	0	2.0	1	0	0	0	0	5
1996	BALTIMORE	1	0	3.77	18	0	0	0	4	14.1	7	6	6	2	6	28
1997	BALTIMORE	4	5	2.45	71	0	0	0	9	73.1	49	22	20	7	43	106
Minor Lg. Totals		23	11	2.55	168	7	0	0	47	240.0	170	95	68	14	104	343
BALTIMORE Totals		6	10	3.53	136	0	0	0	15	145.1	101	62	57	17	90	198
American League		6	10	3.53	136	0	0	0	15	145.1	101	62	57	17	90	198
National League		-	-	-	-	-	-	-	-	-	-	-	-	-	-	-
ML Totals		6	10	3.53	136	0	0	0	15	145.1	101	62	57	17	90	198

1-Signed with the Orioles as a non-drafted free agent on 4/1/90

DIVISION	SERIES	W	L	ERA	G	GS	CG	SHO	SV	IP	H	R	ER	HR	BB	SO
1996	Bal vs Cle	2	0	2.25	3	0	0	0	0	4.0	1	1	1	1	2	6
1997	Bal vs Sea	0	0	3.00	3	0	0	0	0	3.0	3	1	1	1	2	4
Totals		2	0	2.57	6	0	0	0	0	7.0	4	2	2	2	4	10

LCS		W	L	ERA	G	GS	CG	SHO	SV	IP	H	R	ER	HR	BB	SO
1996	Bal vs NYY	0	0	7.71	3	0	0	0	1	2.1	3	2	2	2	2	3
1997	Bal vs Cle	0	2	12.00	4	0	0	0	0	3.0	3	4	4	4	2	4
Totals		0	2	10.13	7	0	0	0	1	5.1	6	6	6	6	4	7

	1997 SEASON										LIFETIME						
	ERA	W-L	SV	G	IP	H	ER	HR	ERA	W-L	SV	G	IP	H	ER	HR	
Total	2.45	4-5	9	71	73.1	49	20	7	3.53	6-10	15	136	145.1	101	57	17	
Home	3.89	2-4	3	34	34.2	27	15	4	4.15	3-5	5	66	73.2	55	34	8	
Away	1.16	2-1	6	37	38.2	22	5	3	2.88	3-5	10	70	71.2	46	23	9	
Ana	0.00	2-0	0	5	4.2	3	0	0	1.50	2-0	0	7	6.0	4	1	1	
Bal	-	-	-	-	-	-	-	-	-	-	-	-	-	-	-	-	
Bos	6.75	0-0	0	4	4.0	5	3	2	4.00	0-1	1	10	9.0	10	4	1	
Cws	3.18	0-1	1	5	5.2	3	2	0	2.16	0-1	1	8	8.1	4	2	2	
Cle	0.00	1-0	0	5	6.1	3	0	0	3.60	1-1	0	11	15.0	11	6	3	
Det	9.00	0-1	0	3	3.0	4	3	1	4.50	0-1	1	7	6.0	4	3	1	
KC	6.35	0-2	0	6	5.2	5	4	1	7.36	0-2	0	8	7.1	9	6	2	
Mil	1.93	0-0	0	5	4.2	4	1	0	0.90	0-0	0	11	10.0	6	1	0	
Min	0.00	0-0	2	3	5.2	3	0	0	2.57	1-1	2	9	14.0	8	4	1	
NYY	3.60	0-0	1	4	5.0	5	2	1	3.75	0-0	1	8	12.0	8	5	1	
Oak	0.00	1-0	1	5	4.1	2	0	0	5.36	1-1	1	14	16.2	12	10	2	
Sea	0.00	0-0	2	5	5.0	1	0	0	4.76	0-1	4	11	11.1	5	6	1	
Tex	2.57	0-0	2	6	7.0	3	2	0	6.43	0-0	2	7	7.0	4	5	0	
Tor	1.93	0-1	0	6	4.2	4	1	0	1.20	1-1	2	16	15.0	12	2	1	
AL East	4.83	0-2	1	17	16.2	18	9	4	3.00	1-3	5	41	42.0	34	14	6	
AL Central	2.25	1-3	3	24	28.0	18	7	1	3.12	2-5	3	47	54.2	38	19	5	
AL West	0.86	3-0	5	21	21.0	9	2	0	4.79	3-2	7	39	41.2	25	22	4	
PRE AVG	3.25	0-3	6	36	36.0	27	13	5	4.19	2-6	7	68	68.2	50	32	9	
POST AVG	1.69	4-2	3	35	37.1	22	7	2	2.93	4-4	8	68	76.2	51	25	8	
April	6.55	0-2	2	9	11.0	8	8	2	5.31	1-3	2	17	20.1	13	12	2	
May	0.00	0-0	4	11	9.1	3	0	0	2.60	0-2	5	23	20.2	10	6	3	
June	3.29	0-1	0	14	13.2	14	5	3	4.55	0-1	0	22	21.2	23	11	4	
July	0.69	1-0	2	13	13.0	8	1	0	2.22	2-0	2	20	24.1	17	6	1	
August	1.76	2-1	1	14	15.1	9	3	1	3.57	2-3	3	31	37.2	24	15	3	
Sept/Oct	2.45	1-1	0	10	11.0	7	3	1	3.03	1-1	3	23	20.2	14	7	4	
All	7.72	0-0	0	3	2.1	2	2	2	7.72	0-0	0	3	2.1	2	2	2	
Fla	0.00	0-0	0	2	1.2	0	0	0	0.00	0-0	0	2	1.2	0	0	0	
Mon	0.00	0-0	0	2	1.2	1	0	0	0.00	0-0	0	2	1.2	1	0	0	
NY	0.00	0-0	0	2	2.0	1	0	0	0.00	0-0	0	2	2.0	1	0	0	
Phi	-	-	-	-	-	-	-	-	-	-	-	-	-	-	-	-	
NL East	2.45	0-0	0	9	7.1	4	2	2	2.45	0-0	0	9	7.1	4	2	2	

BATTING RECORD	YEAR	AVG	AB	R	H	2B	3B	HR	RBI	BB	SO	SB	CS
1997 Totals		-	-	-	-	-	-	-	-	-	-	-	-
Career Totals		-	-	-	-	-	-	-	-	-	-	-	-
Post Season Totals		-	-	-	-	-	-	-	-	-	-	-	-

FIELDING	P	PCT	G	PO	A	E	DP
1994	1,000	3	0	1	0	0	0
1995	.500	44	1	0	1	1	1
1996	.667	18	1	1	1	0	0
1997	1,000	71	1	3	0	0	0
Career	.800	136	3	5	2	1	1

LIFETIME BY BALLPARK

ARMANDO BENITEZ	ERA	W	L	S	G	IP	H	ER	HR
Anaheim Stadium	3.00	1	0	0	4	3.0	4	1	1
Orlando Stadium	4.15	3	5	5	66	73.2	55	34	8
Orlando Stadium at Camden Yards	2.45	0	1	1	5	3.2	4	1	1
Fenway Park	0.00	0	0	0	4	3.3	1	0	0
Comiskey Park	2.45	0	0	0	4	3.2	4	1	1
Jacobs Field	0.00	0	0	0	3	3.0	2	0	0
Tiger Stadium	6.23	0	1	0	5	4.1	3	3	1
Ewing M. Kauffman Stadium	0.00	0	0	0	3	2.2	1	0	0
County Stadium	0.96	0	1	1	6	9.1	5	1	0
Hubert H. Humphrey Metrodome	2.89	0	0	1	6	9.1	8	3	0
Yankee Stadium	5.87	1	1	1	6	7.2	5	5	2
Oakland-Alameda County Coliseum	2.25	0	1	4	7	8.0	2	2	0
The Kingdom	6.75	0	0	1	4	4.0	2	3	0
The Ballpark in Arlington	1.80	1	0	1	8	5.0	3	1	1
Skydome	-	-	-	-	-	-	-	-	-

MICHAEL (MIKE) TODD BORDICK SHORTSTOP—#14

Born: July 21, 1965

Opening Day Age: 32

Height: 5'11"

Bats: R

Birthplace/Residence: Born in Marquette,

MI...Resides in Ruxton, MD

Contract Status: Signed thru '99

M.L. Service: 7 years, 9 days

Acquired: December 12, 1996; Signed to a 3-year contract by the Orioles as a free agent



1998
Orioles

GAME HIGHS, STREAKS & SLAMS

RUNS: 3, 7 times; most recently April 30, 1997 at Minnesota...HITS: 4, 8 times; most recently May 10, 1996 vs. Minnesota...DOUBLES: 2, 6 times; most recently May 2, 1997 vs. Oakland...TRIPLES: 1, 16 times; most recently August 12, 1997 vs. Oakland...HR: 1, 28 times; most recently September 20 vs. Detroit...RBI: 5, once, August 2, 1997 at Oakland...WALKS: 4, April 29, 1994 vs. New York...SB: 2, 3 times; most recently July 23, 1995 vs. Cleveland...HITTING STREAK: 12, October 1, 1991-April 13, 1992...GRAND SLAMS: 1, August 5, 1995 vs. Seattle

1997

- Laid down 12 sacrifice bunts on the year, the 3rd most in the American League and the most by an Oriole since Bill Ripken had 17 in 1990.
- On August 2 at Oakland he hit his 4th home run of the year and collected a career-high 5 RBI...He finished the year with 7 homers, one shy of his career-high...Matched his career-high with 3 runs scored on April 30 at Minnesota.
- Established a career-high with 425 assists, 5th among AL shortstops...He turned 95 double plays, 4th most in the league.
- Compiled a season-high 8-game hitting streak, June 27-July 5...Over that span he hit .346 (9-26) with 2 RS, 2 2B, 1 HR and 4 RBI.
- Batting average was below .200 as late as May 24...It reached a season-high .238 on the second to last day of the season...Over his final 27 games of the year he batted .330 (30-91), with eight multi-hit games...He went through a 1-34 slide, August 13-28.
- Collected his first hit as an Oriole on April 5 at Texas, after an 0-for-13 start...Drove in two runs April 30 at Minnesota after going his first 75 at-bats of the year without an RBI.
- On May 26 at New York he was ejected by home plate umpire Drew Coble after being called out on strikes...It was the first ejection of his career.
- Batted .400 (4-10) in the Orioles Division Series win over Seattle.

PRO CAREER

1996: Led American League shortstops with 474 assists and was 2nd in the league with 121 double plays turned...Had a season best 26-game errorless streak, June 9-July 7 and followed that up with a string of 21 straight errorless games...Was leading A.L. shortstops in fielding as late as August 31 but then made six errors in 23 games in September...Had a career-high 54 RBI, the most by an Oakland shortstop since Alfredo Griffin had 60 in 1987...On May

2 he was leading the league with a .500 (13-26) average with runners in scoring position but went 23-for-120 in that situation the rest of the way to finish at .274...Missed consecutive starts on June 21 and 22, the first time he had done so without being on the disabled list since July 20-21, 1991...Batted .329 (28-76) in September...Compiled an 11-game hitting streak during the month going 18-for-40 (.450)...The streak was one game shy of his career-high...On the year he batted .381 (8-21) with the bases loaded.

1995: Mike led the league's shortstops in fielding for part of the season until he had errors in his last seven games placed him 4th in the league...Finished with a career-best .983 fielding mark (10 errors in 593 total chances)...Had a streak of 37 consecutive errorless games, June 7-July 15...For the first season of his pro career he played exclusively at shortstop...Five of his eight career-high home runs either tied the game or put the A's ahead...Hit his first homer of the year at Camden Yards on June 4 and three of his eight home runs came off Orioles pitching...Was on the disabled list for the first time in his career, May 8-27 with a sprained right ankle...Ended a string of 148 consecutive starts dating back to September 11, 1993...Missed 17 games but came back to start 113 of the A's final 116 games...Had 4 RBI at Baltimore on June 4 to set a career-high later matched vs. Seattle...On August 5 at the Oakland Coliseum he smacked his first career grand slam...It came off Mariners pitcher Salomon Torres and brought the Athletics back from a 4-0 deficit...Spent most of the season batting out of the number eight and nine positions (101 starts) but batted leadoff for the first time in his career (7 starts) and hit out of the number three position (8 starts).

1994: For the third straight season he led the A's in games played and was the only Oakland player to start every game of the year...That included 110 starts at shortstop and four starts at second base...Was the first Athletic to start every game since Alfredo Griffin in 1986...Ranked 5th among A.L. shortstops with a .974 fielding mark...A consistent hitter all year, Mike's average was not above .274 or below .253 after May 17.

1993: For the first time he spent the season as Oakland's everyday shortstop and finished second among A.L. shortstops with a .982 fielding percentage behind only Kansas City's Gagne...Was third in the majors in fielding behind Gagne and Pittsburgh's Bell...Only Cal Ripken started more games at shortstop than Mike's 154...Tied Weiss' club record for most consecutive errorless games by a shortstop with a 59-game streak from July 7 to September 10...For the second straight season he led the A's in Games (159) and Hit by Pitch (11)...Set career-highs in doubles (21) and walks (60).

1992: Topped the Oakland club and finished 10th in the league with a .300 batting average...Also led the team in Hits (151), Multi-Hit Games (41) and Games (154)...Became only the second infielder in Oakland A's history to hit .300 or better...Only Carney Lansford (3x) and Bordick have done it...With the injury suffered by Weiss at the beginning of the year, Mike was the A's everyday shortstop to open the season and when Weiss returned to action in early June, Bordick slid over to second base and wound up making 83 starts at 2B and 66 starts at SS...Started all six games of the A.L.C.S. against Toronto, including four games at short and two games at second...Was leading the league in batting for eight days, May 25 thru June 1...Was not named to the All-Star Team despite a .314 average at the break but received over 50,000 write-in votes, the top write-in number in the majors that year.

1991: Opened the year at AAA Tacoma but was recalled by the Athletics on June 7, the day after Weiss tore ligaments in his ankle...Installed as Oakland's everyday shortstop on July 2 and started there in 81 of the final 85 games of the season...Played in five games, one start, at second base...Average slipped to .191 on July 28 but over his final 62 games he batted .257 with 14 of his 21 RBI.

1990: Was in the Athletics minor league camp at the start of spring training but saw action in his first big league games when the A's needed infield depth in the Cactus League...His strong play in the spring earned him a spot on the Athletics Opening Day roster...Had two separate stints with the A's during the season...Played 10G in April at second, third and short...When the roster was reduced on April 30 he was optioned to Tacoma...Returned to the A's in September when the rosters expanded...Recorded his first major league hit in his first at-bat after his return...A single off Jeff Robinson on September 8 in New York...Made first big league start on September 10 at Seattle...Was not on Oakland's post-season roster but when Weiss went down with a knee injury in the A.L.C.S., Bordick was activated for the World Series...Did not have an at-bat in the Series.

1989: Spent the season at AAA Tacoma of the Pacific Coast League...Hit .240 and saw extensive action at both second base (67 games) and shortstop (64 games).

1988: Moved up to Class AA Huntsville and batted .270 with 87 walks...For the first time in his professional career he played both second base (69 games) and shortstop (64 games)...Also played one game at third base.

1987: Enjoyed an outstanding season at Class A Modesto of the California League...Was the top fielding shortstop in the league (.968) and batted .268 with then career-highs in doubles (17), homers (3), RBI (75) and walks (87).

1986: Signed in the summer as a non-drafted free agent on July 10 after former A's scout J.P. Ricciardi and Oakland's former Director of Scouting, Dick Bogard, saw him in the Cape Cod League...After signing he moved in as Medford's everyday shortstop.

PERSONAL/MISCELLANEOUS

Married to the former Monica Perry (11/28/92)...Three children: daughter Chandler Victoria (10/7/93) and twin sons Dylan Michael and Casey James (4/10/95)...Originally signed by J.P. Ricciardi of Oakland...Played three years of baseball at the University of Maine in Orono, ME...Played in the College World Series in 1984 and 1986...Played football and baseball in high school at Hampden Academy in Hampden, ME...Graduated in 1983...Lists his hobbies as hunting, fishing and being outdoors...This past off-season he was honored as the Orioles "Nice Guy" by local radio personality Nestor Aparicio...On November 28, 1997, the Maine native received the *Maine State Society of Washington, DC Big "M" Award* in recognition of accomplishments and achievements in his profession...Spokesman for the Head Start Program with his wife Monica...This past off-season Mike and his family moved to the Baltimore area and took part in the Orioles Winter Caravans and annual FanFest.

YEAR	CLUB	AVG	G	AB	R	H	2B	3B	HR	RBI	BB	SO	SB	CS
1986	Medford-1	.257	46	187	30	48	3	1	0	19	40	21	6	0
1987	Modesto	.268	133	497	73	133	17	0	3	75	87	92	8	8
1988	Huntsville	.270	132	481	48	130	13	2	0	38	87	50	7	9
1989	Tacoma	.240	136	487	55	117	17	1	1	43	58	51	4	9
1990	Tacoma	.227	111	348	49	79	16	1	2	30	46	40	3	0
	OAKLAND	.071	25	14	0	1	0	0	0	0	1	4	0	0
1991	Tacoma	.272	26	81	15	22	4	1	2	14	17	10	0	1
	OAKLAND	.238	90	235	21	56	5	1	0	21	14	37	3	4
1992	OAKLAND	.300	154	504	62	151	19	4	3	48	40	59	12	6
1993	OAKLAND	.249	159	546	60	136	21	2	3	48	60	58	10	10
1994	OAKLAND	.253	114	391	38	99	18	4	2	37	38	44	7	2
1995	Modesto	.000	1	2	0	0	0	0	0	0	0	0	0	1
	OAKLAND	.264	126	428	46	113	13	0	8	44	35	48	11	3
1996	OAKLAND	.240	155	525	46	126	18	4	5	54	52	59	5	6
1997	BALTIMORE-2	.236	153	509	55	120	19	1	7	46	33	66	0	2
Minor Lg. Totals		.254	585	2083	270	529	70	6	8	219	335	264	28	28
BALTIMORE Totals		.236	153	509	55	120	19	1	7	46	33	66	0	2
American League		.254	976	3152	328	802	113	16	28	298	273	375	48	33
National League		-	-	-	-	-	-	-	-	-	-	-	-	-
ML Totals		.254	976	3152	328	802	113	16	28	298	273	375	48	33

1-Signed as a non-drafted free agent by the Oakland Athletics 7/10/86

2-Signed as a free-agent with Baltimore on 12/12/96

DIVISION SERIES	AVG	G	AB	R	H	2B	3B	HR	RBI	BB	SO	SB	CS
1997 Bal vs Sea	.400	4	10	4	4	1	0	0	4	4	2	0	1
Totals	.400	4	10	4	4	1	0	0	4	4	2	0	1
LCS	AVG	G	AB	R	H	2B	3B	HR	RBI	BB	SO	SB	CS
1992 Oak vs Tor	.053	6	19	1	1	0	0	0	0	1	2	1	0
1997 Bal vs Cle	.158	6	19	0	3	1	0	0	2	0	6	0	0
Totals	.105	12	38	1	4	1	0	0	2	1	8	1	0
WORLD SERIES	AVG	G	AB	R	H	2B	3B	HR	RBI	BB	SO	SB	CS
1990 Oak vs Cin	.000	3	0	0	0	0	0	0	0	0	0	0	0
Totals	.000	3	0	0	0	0	0	0	0	0	0	0	0

	1997 SEASON					LIFETIME				
	AVG	AB	H	HR	RBI	AVG	AB	H	HR	RBI
Total	.236	509	120	7	46	.254	3152	802	28	290
Home	.229	231	53	5	24	.254	1517	385	15	136
Away	.241	278	67	2	22	.255	1635	417	13	162
Ana	.167	30	5	2	3	.253	257	65	2	18
Bal	-	-	-	-	-	.243	218	53	6	18
Bos	.205	44	9	0	0	.243	268	65	1	19
Cws	.147	34	5	0	3	.263	228	60	3	23
Cle	.387	31	12	1	5	.256	207	53	2	15
Det	.250	36	9	1	3	.212	217	46	1	15
KC	.067	30	2	0	0	.262	260	68	2	33
Mil	.235	34	8	1	2	.249	201	50	3	15
Min	.250	32	8	0	3	.299	241	72	0	26
NY	.261	46	12	0	6	.258	260	67	3	25
Oak	.256	39	10	1	10	.256	39	10	1	10
Sea	.129	31	4	0	3	.220	223	49	1	27
Tex	.270	37	10	0	0	.268	269	72	2	22
Tor	.306	36	11	1	3	.265	215	57	1	27
AL East	.253	162	41	2	12	.244	1178	288	12	104
AL Central	.217	161	35	2	13	.266	1137	303	10	112
AL West	.212	137	29	3	16	.249	788	196	6	77
PRE ASG	.220	287	63	3	25	.257	1636	420	13	161
POST ASG	.257	222	57	4	21	.252	1518	382	15	137
vs. Left	.195	154	30	1	9	.248	892	221	7	78
vs. Right	.254	355	90	6	37	.257	2260	581	21	220
as DH	-	-	-	-	-	.200	10	2	0	1
as PH	-	-	-	-	-	.500	2	1	0	1
April	.179	78	14	0	2	.261	391	102	2	41
May	.247	93	23	2	13	.259	495	128	4	41
June	.222	99	22	1	8	.248	548	136	6	56
July	.280	75	21	0	4	.257	604	155	2	47
August	.137	73	10	2	10	.238	579	138	9	52
Sept/Oct	.330	91	30	2	9	.287	535	143	5	61
All	.167	12	2	0	0	.167	12	2	0	0
Fla	.545	11	6	0	2	.545	11	6	0	2
Mon	.300	10	3	0	0	.300	10	3	0	0
NY	.200	10	2	0	2	.200	10	2	0	2
Phi	.333	6	2	0	1	.333	6	2	0	1
NL East	.306	49	15	0	5	.306	49	15	0	5

2B	PCT					G	PO	A	E	DP
	PCT	G	PO	A	DP					
1990	1.000	7	2	4	0	0				
1991	.929	5	9	4	1	2				
1992	.987	95	201	266	6	57				
1993	1.000	1	5	2	0	2				
1994	.952	4	8	12	1	3				
Career	.985	112	225	288	8	64				

3B	PCT					G	PO	A	E	DP
	PCT	G	PO	A	DP					
1990	1.000	10	2	3	0	0				
1991	.000	1	0	0	0	0				
Career	1.000	11	2	3	0	0				

SS	PCT					G	PO	A	E	DP
	PCT	G	PO	A	DP					
1990	1.000	9	5	1	0	0				
1991	.972	84	137	209	10	44				
1992	.967	70	110	183	10	50				
1993	.982	159	280	418	13	108				
1994	.974	112	179	308	13	67				
1995	.983	126	245	338	10	93				
1996	.983	126	245	338	10	93				
1997	.980	153	223	425	13	95				
Career	.978	839	1424	2220	79	550				

LIFETIME BY BALLPARK

MIKE BORDICK

Anaheim Stadium	257	136	35	1	3
Orlando Park at Camden Yards	240	338	81	10	38
Memorial Stadium	100	10	1	0	0
Fenway Park	252	135	34	1	10
Comiskey Park	241	112	27	1	14
Jacobs Field	288	59	17	0	5
Cleveland Stadium	213	47	10	0	1
Tiger Stadium	210	119	25	0	7
Ewing M. Kauffman Stadium	246	138	34	1	17
County Stadium	263	99	26	1	11
Hubert H. Humphrey Metrodome	288	125	36	0	19
Yankee Stadium	263	137	36	1	9
Oakland Alameda Coliseum	258	1306	337	11	117
The Kingdom	224	116	26	0	10
The Ballpark in Arlington	235	81	19	1	7
Arlington Stadium	246	61	15	0	8
Skydome	318	110	35	0	13

JOSEPH (JOE) CHRIS CARTER

OUTFIELDER—#29

Born: March 7, 1960
 Opening Day Age: 38
 Height: 6'3" Weight: 215
 Bats: R Throws: R
 Birthplace/Residence: Born in Oklahoma City, OK...Resides in Leawood, KS
 Contract Status: Signed thru '98
 M.L. Service: 13 years, 143 days
 Acquired: December 12, 1997; Signed as a free agent by the Orioles to a 1-year contract



GAME HIGHS, STREAKS & SLAMS

RUNS: 5, September 6, 1986 at Milwaukee...HITS: 5, three times, most recently September 6, 1988 at Milwaukee...DOUBLES: 3, May 19, 1993 at Boston...TRIPLES: 1, 52 times, most recently September 8, 1997 vs Anaheim...HR: 3, five times, most recently August 23, 1993 vs Cleveland; 2, 29 times, most recently May 3, 1996 at Boston...RBI: 7, April 23, 1990 vs San Francisco...WALKS: 3, 3 times, most recently June 25, 1997 at Minnesota...SB: 3, September 1, 1985 at Milwaukee...HITTING STREAK: 21 games, May 17-June 8, 1986...GRAND SLAMS: 10, August 12, 1984 vs New York off Ron Guidry; June 20, 1986 at Minnesota off Frank Viola; September 4, 1988 at Milwaukee off John Henry Johnson; April 22, 1988 at Minnesota off Keith Atterton; April 23, 1990 vs San Francisco off Eric Gundersen; August 4, 1990 at Cincinnati off Rick Mahler; July 8, 1993 vs California off Darryl Scott; April 22, 1996 at Seattle off Tim Lincecum; July 10, 1997 at Boston off Tom Gordon; July 23, 1997 vs Milwaukee off Joel Adamson

1997

- Led the Blue Jays in RBI for the 7th straight season with 102...It was Carter's 11th season with 100+ RBI...Collected 100th RBI of the year on September 22 at New York with a single off Wells.
- Posted his 12th consecutive 20+ HR campaign, becoming just the 12th player ever to do so (see chart)...His final HR of the season came on September 25 off Mike Mussina and the O's...It was his 203rd HR as a Blue Jay, making him the franchise's all-time leader, one ahead of George Bell.
- Drove in just 10 runs in April before leading the team in RBI in May (17), June (20) and July (22)...His 1300th career RBI came on May 24 vs. Anaheim.
- Homered in back-to-back games twice: May 30-31 and August 1-2.
- Collected the 2,000th hit of his career on June 15 at Philadelphia with a two-run double off Mark Leiter...Veterans Stadium was also the site of his first major league hit (8/1/83) off Steve Carlton and his 1,000th hit (9/2/90) off Jose DeJesus.
- Smacked two grand slams on the year, numbers 9 and 10 of his career, June 10 at Boston off Tom Gordon and July 23 vs. Milwaukee off Joel Adamson in his 2,000th career game.
- Was ejected from two games on the year: July 12 at Boston (Cousins) and July 20 at Anaheim (Hirschbeck).

PRO CAREER

1996: Posted sixth 30 HR season and ninth 100 RBI campaign...Opened the season with a nine and two ten game hitting streaks, hitting in 29 of the first 31 games...Career hit 1800 came on April 18th off California's Troy Percival (single)...April 19 posted 33rd career two home run game at Seattle (Bob Wolcott)...April 22 in Seattle hit 8th career grand slam, 2nd as a Blue Jay, off LHP Tim Lincecum...Homered in four straight games, June 14-18, tying a club record...Had 34th career multi-home run game on May 3rd at Boston...On May 31 became 1st player to hit 100 HR's as a Blue Jay in SkyDome (Mark Gubicza-KC)...June 1 hit his fourth career extra inning HR off KC's Jeff Montgomery a 2R home run in the 10th to win...June 11 vs NY scored his 1000th career run...At the All Star break was batting .284 with 20 home runs and 70 RBI...The 70 RBI is third most in club history pre All-Star break (Carter 80-1994 & Bell 76-1987)...Hit HR #25 off John Wasdin on July 27th into 5th deck at SkyDome—first Blue Jay and third player to reach 5th deck in six and a half seasons (Jose Canseco & Mark McGwire)...Hit career HR #350 on July 23 off Cleveland's Chag Ogea...Batted cleanup for 114 straight games until hitting third on August 20, first time since April 14...On August 22 ended a streak of 130 consecutive games played dating back to 1995 after being hit

1998
 Orioles

with a pitch on the right thumb...Captured sixth 30 HR season, fourth in Toronto on September 15 with #30 off Baltimore's Rick Krivda...Started 15 games, 109 in left field, 33 at first base, and 15 as the DH...Hit in 111 of 157 games.

1995: Fifth consecutive season to lead Toronto in HR (25)...Was hitting .429 through first 15 games...BA was last above .300 on June 20 (.302)...May 11 vs New York made first appearance at first base since 1992 World Series (Gm #6) vs Atlanta...Had multi-HR games—June 2 at Cleveland (Gm #2) June 29 vs Baltimore, August 20 vs KC and September 11 vs Detroit...Recorded 23 consecutive stolen bases until being caught June 26 at Boston...Prior CS was May 13, 1993 vs Detroit...June 27 at Boston made first ever start in CF for Toronto...Homered September 2 at Chicago to give him 10 consecutive seasons with 20 or more HR...September 11 vs Detroit, registered 32nd career multi-homer game...In the AL was tied for 6th in AB (558) and OF assists (9).

1994: Opening Day played in his 1500th career game...Set club record for reaching base in 37 consecutive games from April 8-May 23...1000th career RBI came April 9 with a game ending two run home run off Bobbly Thigpen...Collected 9 RBI over two games; April 9 (4) and 10 (5)...AL "Player of the Week" for the week ending April 10 (Andre Dawson-Bos)...Also named AL "Player of the Week" for the week ending April 24...Only 7th player in history to win Player of the Week honors twice in one month...Broke his own club record and the Major League record for RBI in April with 31...AL "Player of the Month" for April (.312, 29H, 25R, 8 doubles, 9 HR, 31 RBI)...Notched 50th RBI May 20 on his 13th HR of the season...Had Blue Jays record 80 RBI at the All-Star break surpassing the previous best of 76 by George Bell (1987)...Voted to the All-Star Game for second consecutive season and was starting left fielder...Error on July 2 ended string of 93 straight errorless games...1994 Danny Thompson Award winner for showing exemplary Christian spirit in baseball...Homer on August 1 at Fenway off Steve Farr was #300 career...Stole 200th career base on August 6 vs Detroit becoming just the 10th player in ML history to steal 200 or more bases and hit 300 or more home runs...11-11 in stolen base attempts...Set club record for RBI at home with 70...In the AL was T1st in sac flies (13), 2nd in RBI (103), T5th in extra-base hits (55) and 10th in total bases (228).

1993: Collected a then club record 25 RBI in April...Played in LF to start the season but moved to RF on June 11 for remainder of season...Registered 250th career home run May 6 vs Baltimore (McDonald)...Selected to his third consecutive All-Star Game...25th career two HR game August 23 vs Cleveland (both off Albie Lopez)...Had 3 HR total in that same game setting AL record for 3-homer games (5) passing Gehrig...4th time a Blue Jay had recorded a 3 HR game...Hit two 2nd inning homers at Baltimore in the final game of the year off Ben McDonald...First time in Blue Jays history that a player had homered twice in the same inning...24th time since 1900 that it has occurred (11th time in the AL)...Homered in back-to-back games 6 times...Was fifth 30 HR season...Led the club in outfield assists (7)...T6th in HR in league (33), 3rd in RBI (121), 7th in Extra-base hits (71)...Vs Chicago in ALCS hit .259 with all 7 hits being singles...Hit World Series winning HR in Gm #6 off Mitch Williams in bottom of the ninth with 1 out...Was his second HR of the series...His 8 RBI tied him with Molitor for 2nd on club behind Fernandez (9).

1992: Sat out the third game of the year due to a sore back, ending a 507 consecutive games played streak—second at the time to Cal Ripken among active players...Season-high 16-game hit streak from April 6-23 (19-66, .288)...Had first two HR game of the season May 3 at Milwaukee...Received first of two ejections on May 27 by HP umpire Greg Kosc for charging the mound after being hit by a Jamie Navarro pitch...Notched 800th career RBI with his sacrifice fly June 16 vs Detroit...AL "Player of the Week" for the week ending June 14...Selected to represent the American League for the second consecutive season in the 1992 All-Star Game in San Diego...Became the first Blue Jay to record an RBI in All-Star play...July 26 at Oakland, Made first start at first base since 1990 with San Diego...AL "Player of the Week" for the week ending August 16...Collected 100th RBI in his 136th game of the year...Registered his only 4-hit game of the season September 27 at New York...Set a career high in '92 for sac flies (13) while leading the AL...Set what was a team record for hit by pitch (11) also a career high...Had 10 outfield assist, 2nd on the club...In the AL was tied for 4th in HR (34), 2nd in RBI (119), 2nd in total bases (310) and extra-base hits (71), 6th in slugging percentage (.498)...hit the Blue Jays' first ever World Series HR as he homered in the first inning of Gm #1 (Glavine) to put Toronto ahead 1-0...Batted just .192 vs the Athletics in the ALCS but drove in 3 runs including a 2-run homer off Mike Moore in the sixth and deciding game.

1991: Hit his first home run as a Blue Jay on Opening Day vs Boston off reliever Jeff Gray...Had first of four 2 homer games on June 20 (both solos) vs New York...Hit 11 home runs in June, tying a Blue Jays record for HR in a month...Hit HR in 4 consecutive games (June 20-23) tying George Bell's club record (1985)...AL "Player of the Week" for the week ending June 23...Hit 15 HR at SkyDome before the All-Star Break...AL "Player of the Month" for June...Set a Blue Jays record for total bases in a month with 82 in June...Selected to play in the All-Star Game for the first time in his career...Hit his 200th career home run off Joe Hesketh on August 9th at the SkyDome...Led the club in outfield assists with 13...Was 4th in AL in HR (33), 6th in RBI (108), 5th in total bases (321), T4th in doubles (42), 9th in slugging percentage (.503), T2nd in extra base hits (78), 1st in hit by pitch (10), T1st in games (162)...Named to Silver Slugger team...Was the first ML player to record 100 RBI or more in three consecutive seasons with three different teams (Cleveland, San Diego, and Toronto)...Injured his right ankle while scaling the outfield wall in Gm #3 of ALCS on a Shane Mack triple...Was relegated to designated hitting duties from then on.

1990: Played his only season with the Padres, leading the club and 3rd in the National League in RBI (115)...Posted an RBI once every 5.5 at bats (8th in the NL)...Had 10 RBI more than previous season, yet had 11 fewer HR (24)...Had career high 7 runs batted in on April 23rd vs San Francisco...Appeared in all 162 games—the only National Leaguer to do so.

1989: Hit a career high 35 HR and drove in 105 runs for the Tribe...Was second in the AL in HR behind Fred McGriff (36)...Finished fourth in the league in RBI, third in total bases (303), second in extra base hits (71) and ninth in slugging percentage (.465)...Had 6 multiple HR games...Hit three HR on June 24th at Texas and repeated the feat on July 19th at Minnesota and was named AL "Player of the Week"...Of his 35 HR, 20 of them either tied the game or put the Indians ahead...A two homer game at the Metrodome on July 18th gave him 5 HR in back-to-back games, tying a major league record (15th time)—one of his 5 HR was his second career inside the park HR...One of only three AL players to start every game (Cal Ripken & Ruben Sierra)...Was tied for first in the league in AB with Steve Sax (651)...Hit .301 during the month of May (29 games).

1987: Became the first ever 30-30 man in Indians history, hitting 32 HR and stealing 31 bases...Was also the 3rd AL player ever to have a 30-30 season with 100 RBI...Hit 3 HR at Fenway on May 28th, becoming the first player ever to have two 3 HR games at Fenway Park—other on August 29, 1986...Missed 5 games due to a broken nose from a Keith Atherton pitch at Minnesota on June 23rd...Second consecutive season with 100+ RBI (106).

1986: Had an Indians All-Time high for at-bats with 663...Led the Major Leagues in both RBI (121) and runs produced (200)...Had a 21 game hitting streak, the 2nd longest in the American League that season...Did not go more than two games without a hit...First career 3 HR game came on August 29 in Boston...More than doubled his previous seasons RBI total of 59...Posted highest batting average of Major League career (.302).

1985: First full season at the Major League level...Played the outfield as well as all three bases...Season was hampered by a series of groin pulls and a sprained left wrist...Hit his first career inside-the-park HR on September 10 at Seattle...Played at both second and third base in the same inning at Oakland on September 23.

1984: Began the season at AAA Iowa seeing action in 61 games before being dealt to the Indians along with Mel Hall, Don Schulze and Darryl Banks for Ron Hassey, Rick Sutcliffe and George Frazier on June 13...Hit his first ML HR off of Texas' Frank Tanana on June 28...Had his first 6 RBI game of his career on August 12 vs the Yankees...Had bone chips removed from his left knee during the off-season.

1983: Was promoted to AAA Iowa of the American Association leading the league in AB with 522...Was named the American Association Rookie of the Year batting .307 with 27 doubles and 22 HR...Called up to the parent club and collected his first Major League hit on August 1st vs Philadelphia.

1982: Was assigned to Midland (AA) for the second season in a row...Played exclusively in the outfield and managed better than a hit per game...More than a third of his hits went for extra bases...Chosen as a Texas League All-Star.

1981: Was the first round pick of the Chicago Cubs in the June 1981 Free Agent Draft (2nd overall)...Began at AA Midland of the Texas League hitting .269 while driving in 35 runs in 67 games.

PERSONAL/MISCELLANEOUS

Married...Wife's name is Diana...Three children: Kia Kionne (9/16/82), Ebony Shante (10/9/84), and Jordan Alexander (12/25/89)...Attended Wichita State University where he was an All Missouri Valley Conference and NCAA All-District Five first teamer...Was All-America second team in 1979 and 1980...Was the *Sporting News*' College Player of the Year in 1981...As a member of the 1980 Boulder, Colorado summer league team, Joe teamed with Tony Gwynn and Mark Langston during collegiate days...Graduated from Milwood High School in Oklahoma City, OK where he played baseball, basketball, football and ran track...Named College Player of the Year by *The Sporting News* in 1981...Selected as starting OF on *Baseball America's* All-Time College All-Star team...Returned to Baltimore this past off-season to take part in the Orioles Winter Caravans.

YEAR	CLUB	AVG	G	AB	R	H	2B	3B	HR	RBI	BB	SO	SB	CS
1981	Midland-1	.269	67	248	42	67	15	3	5	35	8	30	12	2
1982	Midland	.319	110	427	84	136	22	8	25	98	26	51	15	4
1983	Iowa	.307	124	522	82	160	27	6	22	83	17	103	40	12
	CHICAGO (NL)	.176	23	51	6	9	1	0	1	0	1	0	1	0
1984	Iowa	.310	61	248	45	77	12	7	14	67	20	31	1	6
	CLEVELAND-2	.275	66	244	32	67	6	1	13	41	11	48	2	4
1985	CLEVELAND	.262	143	489	64	128	27	0	15	59	25	74	24	6
1986	CLEVELAND	.302	162	663	108	200	36	9	29	121	32	95	29	7
1987	CLEVELAND	.264	149	588	83	155	27	2	32	106	27	105	31	6
1988	CLEVELAND	.271	157	621	85	168	36	6	27	98	35	82	27	5
1989	CLEVELAND	.243	162	651	84	158	32	4	35	105	39	112	13	5
1990	SAN DIEGO-3	.232	162	634	79	147	27	2	24	115	48	93	22	6
1991	TORONTO-4	.273	162	638	89	174	42	3	33	108	49	112	20	9
1992	TORONTO	.264	158	622	97	164	30	7	34	119	36	109	12	5
1993	TORONTO-5	.253	155	603	92	153	33	5	33	121	47	113	8	3
1994	TORONTO	.271	111	435	70	118	25	2	27	103	33	64	11	0
1995	TORONTO	.253	139	558	70	141	23	0	25	76	37	87	12	1
1996	TORONTO	.253	157	625	84	158	35	7	30	107	44	106	7	6
1997	TORONTO-6	.234	157	612	76	143	30	4	21	102	40	105	8	2
	Minor Lg. Totals	.254	216	803	119	204	41	10	21	95	56	182	43	25
	BALTIMORE Totals	.262	1878	7349	1034	1927	382	50	354	1266	455	1212	204	59
	American League	.228	185	685	85	156	28	2	24	116	48	114	23	6
	National League	.259	2063	8034	1119	2083	410	52	378	1382	503	1326	227	65
	ML Totals	.259	2063	8034	1119	2083	410	52	378	1382	503	1326	227	65

- 1-Selected by Chicago Cubs in 1st round (2nd player selected) of Free Agent Draft on June 8, 1981
 2-Traded with OF Mel Hall and P Don Schulze and Darryl Banks to Cleveland for CA Ron Hassey and P Rick Sutcliffe and George Frazier on June 13, 1984
 3-Traded to San Diego Padres for CA Sandy Alomar, OF Chris James, and 3B Carlos Baerga on December 6, 1989
 4-Traded to Toronto Blue Jays with 2B Roberto Alomar for SS Tony Fernandez and 1B Fred McGriff on December 5, 1992
 5-Signed by Toronto Blue Jays on December 8, 1992
 6-Signed by the Orioles as a free agent on December 12, 1997

LCS	AVG	G	AB	R	H	2B	3B	HR	RBI	BB	SO	SB	CS
1991 Tor vs Min	.263	5	19	3	5	2	0	1	4	1	5	0	1
1992 Tor vs Oak	.192	6	26	2	5	0	0	1	3	2	4	2	0
1993 Tor vs Cws	.259	6	27	2	7	0	0	0	2	1	5	0	0
Totals	.236	17	72	7	17	2	0	2	9	4	14	2	1
WORLD SERIES	AVG	G	AB	R	H	2B	3B	HR	RBI	BB	SO	SB	CS
1992 Tor vs Atl	.273	6	22	2	6	2	0	2	3	3	2	0	0
1993 Tor vs Phi	.280	6	25	6	7	1	0	2	8	0	4	0	0
Totals	.277	12	47	8	13	3	0	4	11	3	6	0	0
ALL-STAR	AVG	G	AB	R	H	2B	3B	HR	RBI	BB	SO	SB	CS
1991 AL at Tor	1.000	1	1	1	1	0	0	0	0	1	0	0	0
1992 AL at SD	.667	1	3	1	2	0	0	0	1	0	0	0	0
1993 AL at Bal	.333	1	3	0	1	0	0	0	0	0	1	0	0
1994 AL at Pit	.000	1	3	1	0	0	0	0	0	0	0	0	0
1996 AL at Phi	1.000	1	1	0	1	0	0	0	0	0	0	0	0
Totals	.455	5	11	3	5	0	0	0	1	1	1	0	0

Most Consecutive Seasons with 20+ Home Runs

Rank	Player	Years	Consec. Seasons
1.	Hank Aaron	1955-74	20
2.	Babe Ruth	1919-34	16
3.	Willie Mays	1954-68	15
4.	Eddie Mathews	1952-65	14
	Mike Schmidt	1974-87	14
6.	Reggie Jackson	1968-80	13
	Willie Stargell	1964-76	13
	Billy Williams	1961-73	13
9.	Joe Carter	1986-97	12
	Jimmie Foxx	1929-40	12
	Lou Gehrig	1927-38	12
	Frank Robinson	1956-67	12
13.	Rocky Colavito	1956-66	11
	Gil Hodges	1949-59	11
	Mickey Mantle	1952-62	11
	Lee May	1968-78	11
	Fred McGriff	1987-97	11
	Mel Ott	1929-39	11

Source: David Vincent, SABR

	AVG	1997 SEASON	AB	H	HR	RBI	AVG	LIFETIME	AB	H	HR	RBI
Total	.234	612	143	21	102	262	7349	1927	354	1266		
Home	.217	299	65	11	59	265	3639	964	190	664		
Away	.249	313	78	10	43	260	3710	963	164	602		
Ana	.217	46	10	0	9	259	556	144	22	97		
Bal	.205	44	9	2	11	259	579	150	33	97		
Bos	.224	49	11	2	12	272	604	164	36	107		
Cws	.256	43	11	1	7	223	515	115	13	66		
Cle	.250	36	9	2	7	281	331	93	25	69		
Det	.283	46	13	3	8	262	573	150	22	93		
KC	.234	47	11	1	6	275	563	155	19	94		
Mil	.324	37	12	2	6	295	586	173	37	104		
Min	.225	40	9	2	4	281	565	145	35	101		
NY	.213	47	10	1	6	258	561	121	22	94		
Oak	.133	45	6	2	8	223	542	147	25	102		
Sea	.220	41	9	0	2	273	538	138	22	88		
Tex	.317	41	13	1	6	258	535	138	22	88		
Tor	.231	186	43	8	37	263	2317	609	126	398		
AL East	.256	203	52	8	30	271	2560	695	126	440		
AL Central	.220	173	38	3	25	253	2171	550	91	381		
AL West	.235	315	74	10	51	270	3829	1032	190	701		
PRE ASG	.232	297	69	11	51	254	3520	895	164	565		
POST ASG	.289	180	52	6	33	286	1996	570	98	334		
vs. Left	.211	432	91	15	69	254	5353	1357	256	932		
vs. Right	.198	253	50	9	41	212	504	107	19	71		
as DH	.333	18	6	0	3							
as PH	.261	92	24	2	10	282	952	268	50	187		
April	.277	101	28	5	17	280	1230	344	50	203		
May	.182	99	18	2	20	255	1192	304	68	218		
June	.257	109	28	4	22	252	1307	330	59	235		
July	.250	116	29	7	22	249	1340	334	71	207		
August	.168	95	16	1	11	261	1328	347	56	216		
Sept/Oct	.083	12	1	0	1	.083	12	1	0	1		
All	.182	11	2	0	1	.182	11	2	0	1		
Fla	.231	13	3	1	4	.231	13	3	1	4		
Mon	.000	3	0	0	0	.000	3	0	0	0		
NY	.364	11	4	1	4	.364	11	4	1	4		
Phi	.200	50	10	2	10	.200	50	10	2	10		
NL East	.200	50	10	2	10	.200	50	10	2	10		

FIELDING

1B	PCT	G	PO	A	E	DP
1984	1.000	7	47	2	0	4
1985	.974	11	33	5	1	2
1986	.993	70	559	47	4	50
1987	.983	84	644	45	12	61
1988	.991	11	93	14	1	4
1989	.981	14	107	3	6	15
1990	.968	4	27	3	1	1
1991	1.000	7	47	3	0	2
1992	.992	41	248	16	2	31
1993	.997	75	325	22	1	24
Career	.988	291	2130	160	28	194

2B	PCT	G	PO	A	E	DP
1985	1.000	1	0	1	0	0
Career	1.000	1	0	1	0	0

3B	PCT	G	PO	A	E	DP
1985	.000	1	0	0	0	0
Career	.000	1	0	0	0	0

OF	PCT	G	PO	A	E	DP
1983	1.000	16	26	0	0	0
1984	.956	59	122	9	6	0
1985	.983	135	278	11	5	2
1986	.976	104	241	8	6	2
1987	.985	156	444	8	7	3
1988	.978	146	350	6	8	3
1989	.978	146	385	13	5	4
1990	.988	150	385	13	8	2
1991	.974	151	283	13	8	2
1992	.971	129	257	10	8	2
1993	.974	151	289	7	8	0
1994	.991	110	205	4	2	1
1995	.975	128	269	9	7	1
1996	.961	115	167	7	7	1
1997	.972	51	104	1	3	0
Career	.977	1663	3558	107	85	21

LIFETIME BY BALLPARK

JOE CARTER	AVG	AB	H	HR	RBI
Anaheim Stadium	.253	289	73	13	46
Oriole Park at Camden Yards	.245	139	34	7	23
Memorial Stadium	.255	161	41	8	28
Fenway Park	.311	309	96	22	60
Comiskey Park	.207	140	29	3	17
Comiskey Park (Old)	.243	111	27	4	15
Jacobs Field	.275	91	25	4	14
Cleveland Stadium	.276	1684	464	72	265
Tiger Stadium	.236	275	65	7	31
Ewing M. Kauffman Stadium	.259	297	77	5	38
County Stadium	.321	293	94	21	57
Hubert H. Humphrey Metrodome	.256	281	72	15	52
Yankee Stadium	.261	284	74	16	47
Oakland Alameda Coliseum	.196	270	53	11	45
The Kingdome	.242	285	69	10	48
The Ballpark in Arlington	.281	89	25	8	19
Arlington Stadium	.287	171	49	9	38
Skydome	.257	2045	526	122	411
Exhibition Stadium	.243	107	26	3	16
NATIONAL LEAGUE					
Olympic Stadium	.125	24	3	1	1
Shea Stadium	.143	28	4	2	5
Veterans Stadium	.244	45	11	2	11

CARLOS RAFAEL CASIMIRO SECOND BASEMAN—#80

Born: November 8, 1976
Opening Day Age: 21
Height: 5'11" **Weight:** 175
Bats: R **Throws:** R
Birthplace/Residence: Born and still resides in San Pedro de Macoris, DR
Contract Status: Signed thru '98
M.L. Service: None
Acquired: Signed as non-drafted free agent April 15, 1994 (Carlos Bernhardt)



1997

- Was the everyday shortstop for the South Atlantic League champion Delmarva Shorebirds, appearing in 115 games in the field, all at second base...He also served as the Shorebirds DH in five games.
- Carlos enjoyed two 4-hit games on the year, May 10 at Cape Fear and July 11 at Hagerstown...He also put together a pair of 2-HR games, April 10 at Greensboro and June 28 at Hagerstown.
- His batting average reached a season-high .246 following the game on June 28...He finished the year at .244 after hitting just .174 through April and .225 through May.
- On the year he batted .300 (71-237) in 62 road games and just .182 (40-220) in 60 home games...In the field, he made 8 errors in 24 April games but just 13 miscues in 98 games the rest of the way.
- Following the season he played for the Maui Stingrays in the Hawaiian Winter League.

PRO CAREER

1996: Named 2B on Appalachian League All-Star team...Finished 3rd in Appy with 51 runs and tied for 3rd with 10 HR...Was batting .215 thru July 25 (32 games), then hit .339 (40-118) over last 30 games...Named Appy League Player of the Week, July 29-Aug. 4, when he batted .433 (13-30)...Closed season by batting .400 (12-30) over final 11 games...Topped league with 60 games played at 2B.
 1995: Batted .259 (28-108) with San Pedro de Macoris of Dominican Summer League...Had 4 homers and a .454 slugging pct....Played 22 games at 2B and 13 at SS in the GCL.
 1994: Played for San Pedro de Macoris Orioles of Dominican Summer League.

PERSONAL/MISCELLANEOUS

Single...Lists fishing as his hobby...Orioles second baseman Roberto Alomar is his favorite player.

YEAR	CLUB	AVG	G	AB	R	H	2B	3B	HR	RBI	BB	SO	SB	CS
1994														
1995	Gulf Coast	.252	32	107	14	27	4	2	2	11	10	22	1	3
1996	Bluefield	.276	62	239	51	66	16	0	10	33	20	52	22	9
1997	Delmarva	.243	122	457	54	111	21	8	9	51	26	108	20	13
Minor Lg. Totals		.254	216	803	119	204	41	10	21	95	56	182	43	25
BALTIMORE Totals		-	-	-	-	-	-	-	-	-	-	-	-	-
American League		-	-	-	-	-	-	-	-	-	-	-	-	-
National League		-	-	-	-	-	-	-	-	-	-	-	-	-
ML Totals		-	-	-	-	-	-	-	-	-	-	-	-	-

1-Signed as a non-drafted freeagent by the Orioles, April 15, 1994

NORMAN (NORM) WOOD CHARLTON III LHP—#37

Born: January 6, 1963
Opening Day Age: 35
Height: 6'3" **Weight:** 205
Bats: S **Throws:** L
Birthplace/Residence: Born in Fort Polk, LA...Resides in Tilden, TX
Contract Status: Signed thru '98
M.L. Service: 9 year, 128 days
Acquired: December 15, 1997; Signed as a free agent to a one-year contract by the Orioles



GAME HIGHS & STREAKS

LONGEST OUTING: 9 innings, August 10, 1990 vs San Francisco...**LONGEST RELIEF:** 4.1 innings, September 14, 1989 at San Francisco...**LOW HITTER:** 3, August 10, 1990 vs San Francisco...**STRIKEOUT HIGH:** 10, September 14, 1989 at San Francisco...**WINNING STREAK:** 3 games, seven times, most recently May 8-June 28, 1992...**LOSING STREAK:** 6 games, May 15-July 17, 1997...**SAVE STREAK:** 17 games, August 28, 1995-May 12, 1996

1997

- Set a career-high with 71 appearances and had more saves for Seattle than any other pitcher for the second straight year.
- Began the season as Seattle's closer and finished Mariners 4-2 Opening Night win over defending World Champion New York.
- Won his first game April 6 vs Boston after failing to convert save opportunity...Ran off a string of nine consecutive successful save conversions from April 11-May 14.
- Did not allow a run from April 11-27 (9 games, 9.2 IP).
- Recorded his 2nd win on May 10 at Baltimore with 3.0 innings of shutout ball in Seattle's 3-2, 11-inning win...Failed in five consecutive save situations May 15-June 14 and saw ERA climb to 7.64 as Mariners went to a "closer committee" through June and July.
- Did not allow a run from June 14-29 (7 games, 5.1IP)...Collected save #13 July 10 vs Texas, stranding two runners.
- Lost career-high six consecutive games May 15-July 17 to drop record to 2-7.
- Dropped ERA by more than a point from July 23-August 23 by allowing just four earned runs in 12.2 innings (2.84 ERA).
- Notched last save (#14) July 26 at New York...Had a 2.70 ERA over final nine appearances (3ER/10.0IP).

PRO CAREER

1996: Pitched in a career-high 70 games and led the club in saves (20), games finished (50) and wild pitches (9)...Picked up first save in second game of the season, April 2 vs Chicago...Did not allow in a run in nine games, April 24-May 15 (10.0IP)...Suffered 1st loss and snapped shutout inning streak, on two-out grand slam home run by Hoiles at Baltimore May 17...Loss was also first blown save since August 17, 1995...Converted saves in four-straight games June 4-12, including save # 10 June 12 at Minnesota...Converted seven of eight save chances in June...Saw ERA balloon by more than a point (from 3.19 to 4.30) in one game July 2 vs Oakland (1.0IP, 5ER)...From June 24 to August 10, raised ERA to season-high 5.44 (18ER in 13.2IP)...Allowed just 5 earned runs in 27.2 innings (1.63 ERA) in last 23 games of the season...Allowed runs in only two of those 23 games...Allowed two earned runs September 2 vs Boston, then worked nine games without allowing a run (12.0IP)...Recorded five saves in seven games September 3-19...Recorded 20th save September 28 at Oakland, the second 20-save season of his career...Left-handers hit just .187 off him (14-75).
 1995: Began the season with the Phillies and saw his first ML game action since tearing the ulnar collateral ligament in his left elbow while with the Mariners on August 7, 1994 (and subsequent two surgeries)...Was given his release from Phillies on July 10 and signed back with Seattle four days later after a ten minute workout for Lou Piniella...Made his 1995 Mariners debut on July 16 vs Toronto...Had an 11.1 scoreless inning streak from July 24-August 7...Earned save on August 3 at California, his first save since August 5, 1993

1998
Orioles

with Seattle...Suffered only blown save of the year on August 17 at Oakland, as Mike Blowers made two throwing errors in the ninth inning...Recorded saves in nine consecutive appearances from August 29-September 16...From August 19 through the end of the season, he posted an 0.89 ERA over 16 games, allowing just 12 hits and seven walks in 30.1 innings while striking out 38...In his final 15 appearances during the pennant race, he had a 2-0 record with 12 saves in 12 save opportunities...Was named "Pitcher of the Month" for September by the American League...Was 2-0, with 11 saves during the month in 14 games...With Seattle, was 14 for 15 in save chances (93.3%) and went at least 2.0 innings in six of his saves...Held all AL hitters to a .143 batting average (23-161)...Appeared in seven of Seattle's 11 post-season games, compiling a 2-0 record with two saves...Was 1-0-1, 0.00 in the ALCS against Cleveland...Picked up the save in Game 1 and was the winning pitcher in Game 3...Pitched three scoreless innings (9-11) in Game 3, retiring the final eight batters he faced.

1994: Spent the entire season on the disabled list with Philadelphia after 1993 surgery on his left elbow...Transferred from 15-day DL to 60-day DL May 3...After experiencing pain in rehabilitation workouts, underwent exploratory surgery, May 25 in Los Angeles, during which he had some tissue in the elbow cleaned out by Dr. Lewis Yocum...The surgery pushed his recovery time back eight weeks.

1993: Led Mariners with 18 saves, despite missing almost entire second half...Earned first AL save April 14 at Toronto...Went 9 for 9 in save opportunities April 23-June 2 with a 1.15 ERA in 15 games...First AL win was May 30 vs Detroit...Served four-game suspension, July 9-15, for his part in June 6 brawl at Baltimore...On DL July 21-August 4 with a strained flexor muscle in left elbow...Recorded 18th save August 5 at Oakland...Suffered torn ulnar collateral ligament in left elbow in next appearance, August 7 at Texas...Placed on DL for remainder of season...Underwent "Tommy John" surgery to repair ligament and remove bone spurs from left elbow, August 12 in Los Angeles, performed by Dr. Frank Jobe...Held opponents to .179 average and lefties to a .095 mark.

1992: Made first All-Star appearance, pitching one perfect inning with a strikeout in San Diego...With Rob Dibble, became first teammates in ML history to each record 25 or more saves in same season...On DL September 7-21 with tendinitis in his left shoulder...Pitched season-high three innings September 24 at Los Angeles to earn save # 26...Member of All-Star squad that toured Japan in November.

1991: Began season in starting rotation...Allowed just three runs in 23.1 IP (1.16 ERA) during first three starts, but was just 1-1 as Reds managed a total of three runs of support...Was forced to leave May 25 start vs Los Angeles in second inning with tightness in his left shoulder; was placed on the DL the next day with tendinitis...Was activated June 11 and pitched six innings of one-run ball for a 6-1 win at Montreal that night...After one more start, went back on the DL on June 17, again with tendinitis in the shoulder...Was activated on July 19 and pitched exclusively out of the bullpen for the remainder of the season...Pitched 17.2 innings of shutout ball in his final 13 appearances.

1990: Recorded first ML save May 6 at St. Louis...Due to injuries to starters, was moved back into rotation at mid-season...After 108 consecutive relief appearances, made his first start since 1988 on July 15 vs New York and was a 2-1 winner...Tossed a three-hitter in 7-0 win vs San Francisco on August 10, recording his first ML complete game and shutout...Was 6-5, 2.60 ERA in 16 starts and 6-4, 3.02 ERA with two saves in 40 relief games.

1989: After spending his entire pro career as a starter, was converted to a reliever...Was 8-3 with a 2.93 ERA in 69 games and averaged more than a strikeout an inning (98 in 95.1IP)...Fanned a career-high 10 batters in 4.1 inning stint at San Francisco on September 14.

1988: Returned to Nashville and led the American Association in strikeouts (161)...Also ranked second in complete games (8) and earned a spot on the circuit's post-season All-Star squad...Was recalled to Cincinnati on August 18...Made ML debut in starting rotation the next night at St. Louis...Recorded first ML win August 31 vs Pittsburgh, allowing just one run in eight innings.

PERSONAL/MISCELLANEOUS

Single...Graduated from James Madison High School in San Antonio, TX in 1981...Graduated from Rice University in 1986, with a triple major in political science, religion and physical education...Received All-America honors at Rice...Was a member of the US team in the World's Fair tournament at Knoxville, TN in 1982 and played with Team USA in the summer of 1984 (was not a member of the US Olympic team).

YEAR	CLUB	W	L	ERA	G	GSCG	SHO	SV	IP	H	R	ER	HR	BB	SO
1984	West Palm Beach-1	1	4	4.58	8	8	0	0	39.1	51	27	20	2	22	27
1985	West Palm Beach	7	10	4.57	24	23	5	2	128.0	135	79	65	4	74	96
1986	Vermont-2	10	6	2.83	22	22	6	1	136.2	109	55	43	4	44	74
1987	Nashville	2	8	4.30	18	17	3	1	98.1	97	57	47	7	56	161*
1988	Nashville	11	10	3.02	27	27	8	1	182.0	149	69	61	6	20	39
1989	CINCINNATI	4	5	3.96	10	10	0	0	61.1	60	27	27	3	5	40
1990	CINCINNATI	8	3	2.93	69	0	0	0	95.1	67	38	31	5	40	98
1991	CINCINNATI	12	9	2.74	56	16	1	1	154.1	131	53	47	10	70	117
1992	CINCINNATI	3	5	2.91	39	11	0	0	108.1	92	37	35	6	34	77
1993	CINCINNATI	4	2	2.99	64	0	0	0	26 81.1	79	39	27	7	26	90
1994	SEATTLE-3	1	3	2.34	34	0	0	0	18 34.2	22	12	9	4	17	48
1994	PHILADELPHIA-4	Injured—Did Not Play													
1995	PHILADELPHIA	2	5	7.36	25	0	0	0	22.0	23	19	18	2	15	12
1996	SEATTLE-5	2	1	1.51	30	0	0	0	14 47.2	23	12	8	2	16	58
1997	SEATTLE-6	4	7	4.04	70	0	0	0	20 75.2	68	37	34	7	38	73
1998	SEATTLE-6	3	8	7.27	71	0	0	0	14 69.1	89	59	56	7	47	55
Minor Lg. Totals		31	38	3.63	99	97	22	5	584.1	541	287	236	28	275	429
BALTIMORE Totals		-	-	-	-	-	-	-	-	-	-	-	-	-	-
American League		10	19	4.24	205	0	0	0	66 227.1	202	120	107	20	118	234
National League		33	29	3.19	263	37	1	1	29 522.2	452	213	185	36	205	433
ML Totals		43	48	3.50	468	37	1	1	95 750.0	654	333	292	56	323	667

1-Selected by Montreal in first round (27th pick overall) of June, 1984 draft.

2-Traded to Cincinnati with INF Tim Lincecum for INF Wayne Krenchicki on March 31, 1986.

3-Traded to Seattle for OF Kevin Mitchell on November 17, 1992

4-Signed by Philadelphia as a free agent on February 4, 1994

5-Signed by Seattle as a free agent on July 14, 1995

6-Signed by the Orioles as a free agent on December 15, 1997

DIVISION	SERIES	W	L	ERA	G	GSCG	SHO	SV	IP	H	R	ER	HR	BB	SO
1995	Sea vs NYY	1	0	2.45	4	0	0	0	1 7.1	4	2	2	0	3	9
1997	Sea vs Bal	0	0	0.00	2	0	0	0	0 2	2	0	0	0	0	1
Totals		1	0	2.45	6	0	0	0	1 9.1	6	2	2	0	3	10
LCS		W	L	ERA	G	GSCG	SHO	SV	IP	H	R	ER	HR	BB	SO
1990	Cin vs Pit	1	1	1.80	4	0	0	0	5.0	4	2	1	0	3	3
1995	Sea vs Cle	1	0	0.00	3	0	0	0	1 6.0	1	0	0	0	1	5
Totals		2	1	0.82	7	0	0	0	1 11.0	5	2	1	0	4	8
WORLD SERIES		W	L	ERA	G	GSCG	SHO	SV	IP	H	R	ER	HR	BB	SO
1990	Cin vs Oak	0	0	0.00	1	0	0	0	1.0	0	0	0	0	0	1
Totals		0	0	0.00	1	0	0	0	1.0	0	0	0	0	0	1
ALL-STAR		W	L	ERA	G	GSCG	SHO	SV	IP	H	R	ER	HR	BB	SO
1992	NL at SD	0	0	0.00	1	0	0	0	1.0	0	0	0	0	0	1
Totals		0	0	0.00	1	0	0	0	1.0	0	0	0	0	0	1

1997 SEASON															
	ERA	W-L	SV	G	IP	H	ER	HR	ERA	W-L	SV	G	IP	H	ER
Total	7.27	3-8	14	71	69.1	89	56	7	3.50	43-48	95	468	750.0	654	292
Home	8.17	2-6	7	37	36.1	51	33	5	3.60	23-21	46	233	375.0	322	150
Away	6.27	1-2	7	34	33.0	38	23	2	3.41	20-27	49	235	375.0	332	142
Ana	3.86	0-1	1	4	2.1	3	1	0	1.56	1-2	3	17	17.1	16	3
Bal	4.05	2-1	0	4	6.2	6	3	0	3.12	4-2	2	17	26.0	17	9
Bos	13.50	1-1	1	6	6.2	9	10	1	5.91	1-3	5	19	21.1	21	14
Cws	3.18	0-1	2	6	5.2	4	2	0	2.40	0-1	10	17	18.2	9	5
Cle	3.86	0-0	1	5	4.2	8	2	4	2.40	1-1	4	14	15.0	17	4
Det	10.80	0-0	1	4	3.1	4	4	0	12.27	1-2	1	9	7.1	11	10
KC	4.50	0-0	1	6	6.0	7	3	0	2.45	0-0	8	16	18.1	14	5
Mil	16.88	0-0	1	3	2.2	4	5	1	5.02	0-0	4	13	14.1	13	8
Min	7.72	0-2	1	5	4.2	6	4	2	4.40	0-2	8	14	14.1	13	7
NYY	1.69	0-0	2	5	5.1	8	1	0	1.23	0-0	7	18	22.0	15	3
Oak	10.13	0-1	1	6	5.1	9	6	1	9.00	1-4	4	16	17.0	21	17
Sea	-	-	-	-	-	-	-	-	-	-	-	-	-	-	-
Tex	9.00	0-0	1	4	2.0	2	2	0	2.03	1-0	8	18	17.2	11	4
Tor	9.64	0-0	1	5	4.2	10	5	1	10.25	0-1	2	9	8.2	15	10
AL East	7.73	3-2	5	24	26.2	37	23	2	4.85	6-8	17	92	85.1	79	46
AL Central	6.06	0-3	6	25	23.2	29	16	4	3.23	1-4	34	74	80.2	66	29
AL West	8.28	0-2	3	14	9.2	14	9	1	4.15	3-6	15	51	52.0	48	24
PRE ASG	7.43	2-6	12	40	40.0	52	33	5	4.14	22-25	65	254	343.2	320	158
POST ASG	7.06	1-2	2	31	29.1	37	23	2	2.97	21-23	30	214	406.1	334	134
March/April	4.50	1-1	7	14	14.0	18	7	2	3.04	4-5	20	64	94.2	78	32
May	8.36	1-3	3	12	14.0	17	13	2	4.68	10-9	17	89	117.1	113	61
June	9.31	0-1	2	12	9.2	13	10	1	3.78	8-4	23	80	104.2	93	44
July	10.61	0-2	2	11	9.1	17	11	1	4.29	3-13	10	67	100.2	102	48
August	5.84	1-0	0	12	12.1	11	8	0	2.75	7-7	7	84	167.0	135	51
Sept/Oct	6.30	0-1	0	10	10.0	13	7	1	3.04	11-10	18	84	165.2	133	56
Atl	-	-	-	-	-	-	-	-	2.80	6-3	3	35	57.2	43	18
Fla	-	-	-	-	-	-	-	-	34.75	0-0	0	1	0.2	0	3
Mon	-	-	-	-	-	-	-	-	3.84	1-1	1	18	25.2	29	11
NY	-	-	-	-	-	-	-	-	2.57	3-3	3	25	35.0	22	10
Phi	-	-	-	-	-	-	-	-	4.18	1-1	1	18	32.1	34	15
NL East	-	-	-	-	-	-	-	-	3.39	11-8	8	97	151.1	128	57

FIELDING

OF	PCT	G	PO	A	E	DP
1988	1.000	10	1	9	0	0
1989	.842	69	3	13	3	0
1990	.967	56	0	23	1	3
1991	.960	39	4	20	1	1
1992	.786	64	3	8	3	1
1993	1.000	34	0	2	0	1
1995	1.000	55	2	6	0	0
1996	.929	70	4	9	1	1
1997	.857	71	5	13	3	0
Career	.916	468	28	103	12	7

LIFETIME BY BALLPARK

	ERA	W	L	S	G	IP	H	ER	HR
NORM CHARLTON									
Anaheim Stadium	2.89	0	2	1	9	9.1	11	3	0
Oriole Park at Camden Yards	4.76	1	1	2	7	11.1	11	6	1
Fenway Park	1.69	0	1	4	10	10.2	9	2	0
Comiskey Park	0.00	0	0	6	8	7.1	1	0	0
Jacobs Field	0.00	1	0	3	5	7.0	6	0	0
Tiger Stadium	10.86	0	2	1	4	2.1	5	8	2
Ewing M. Kauffman Stadium	3.72	0	0	3	8	9.2	12	4	0
County Stadium	1.17	0	0	3	8	7.2	6	1	0
Hubert H. Humphrey Metrodome	6.75	0	1	4	7	5.1	5	4	1
Yankee Stadium	1.93	0	0	2	9	9.1	6	2	1
Oakland-Alameda County Coliseum	6.23	0	2	2	8	8.2	11	6	0
The Kingdome	4.19	8	9	31	105	124.2	100	58	12
The Ballpark in Arlington	0.00	0	0	2	5	4.2	1	0	0
Arlington Stadium	9.00	0	0	0	3	2.0	5	2	1
Skydome	16.20	0	1	2	5	3.1	8	6	2
NATIONAL LEAGUE									
Olympic Stadium	2.12	1	0	1	10	17.0	15	4	0
Shea Stadium	2.70	1	2	2	11	13.1	10	4	0
Veterans Stadium	6.00	2	2	0	22	30.0	34	20	4

DANNY CLYBURN, JR. OUTFIELDER—#41

Born: April 6, 1974

Opening Day Age: 23

Height: 6'4"

Weight: 220

Bats: R

Throws: R

Birthplace/Residence: Born and still resides in Lancaster, SC

Contract Status: Signed through '98

M.L. Service: 0 years, 14 days

Acquired: June 16, 1995; from the Cincinnati Reds, along with RHP Tony Nieto in exchange for LHP Brad Pennington



1997

Danny spent the year at AAA Rochester where he led the Red Wings in Runs (91), Hits (156), Total Bases (259), Doubles (33), Home Runs (20) and RBI (76)...He finished second in the International League in Runs and third in Hits.

He was named International League "Player of the Month" for April when he batted .293 with 7 HR and 19 RBI in the season's first month.

He homered in the International League All-Star Game, played on July 9 at Des Moines, IA...He was also named to the I.L. Post-Season All-Star squad.

Clyburn was recalled by Baltimore on September 15 after leading the Red Wings to the I.L. Championship...He made his major league debut as a pinch-hitter on September 15 vs. Cleveland...Clyburn appeared in just two games with the Orioles, going 0-for-3.

PRO CAREER

1996: Spent the season with AA Bowie of the Eastern League and in 95 games he batted .252 with 18 HR and 55 RBI...Took over Eastern League lead with 17th home run on June 29...Within one week was sidelined with a strained right hamstring...Played only 11 games after July 5, going 7-for-41 with one home run and five RBI...Sat out July 6-31 and was on the disabled list July 24-31 and August 13 to the end of the season...Was sent to Sarasota on rehabilitation on August 19...Became the first Bowie player since Brent Miller in '93 to homer in three straight games when he did it May 11-13...Had a pair of two-homer games within a 10-game span, June 17-26...Six of his home runs came against Boston's affiliate in Trenton, tying the most a Baysox player has ever hit against one club.

1995: Acquired by the Reds from the Pirates in October 1994 in exchange for Jacob Brumfield...Began the '95 season with Class A Winston-Salem before being dealt to the Orioles...Played only 15 games at Frederick, his third Carolina League team in two years, before being assigned to Class A High Desert...With Frederick he went 2-13 in his first four games...Drove in winning run in 1-0 victory at Kinston on June 30...Homered in his first game with High Desert, July 13 vs. Bakersfield...Smacked home runs in back-to-back games vs. Rancho Cucamonga, July 24-25...Hit three home runs and drove in six runs in the Mavericks 20-12 win at Bakersfield, July 28...Had one of 21 3-HR games in the minor leagues in '95...Had nine homers in first 76 at-bats with High

Desert...Batted .323 (21-65) in 20G, August 8-29 with 3 HR and 12 RBI...His 23 home runs were the most of anyone in the Orioles farm system, although 11 of the blasts came while in the Reds organization.

1994: Played 118 games at Class A Salem...Was Carolina League "Player of the Week", June 5-11 when he batted .417 (10-26) with four home runs and 11 RBI...Hit safely in 14 of 15 games during that stretch...Collected 32 RBI in 27 games, May 15-June 15...Went 1-for-4 in Carolina League All-Star Game.

1993: Played at Class A Augusta and tied for the team lead with nine home runs and was second on the squad with 66 RBI...Established a career-high with four triples.

1992: Began professional career in the Gulf Coast League where he batted .342 in 39 games...His four home runs in the brief season was tied for the third most in the league.

PERSONAL/MISCELLANEOUS

Single...One child: Gavin Dominic (11/7/94)...Attended Lancaster (SC) High School...Played baseball in high school and was named the school's MVP his senior year as well as South Carolina's top high school prospect...Has two cousins in pro ball—Jon Barnes (Padres farm system) and Pep Harris (Angels)...Hobbies include playing pool and fishing.

YEAR	CLUB	AVG	G	AB	R	H	2B	3B	HR	RBI	BB	SO	SB	CS
1992	Gulf Coast-1	.342	39	149	26	51	9	0	4	25	5	20	7	3
1993	Augusta	.265	127	457	55	121	21	4	9	66	37	97	5	5
1994	Salem	.273	118	461	57	126	19	0	22	90	20	96	4	5
1995	Winston-Salem	.260	59	227	27	59	10	2	11	41	13	59	2	4
	Frederick-3	.200	15	45	4	9	4	0	0	4	4	18	1	1
	High Desert	.281	45	160	20	45	3	1	12	37	17	41	2	1
1996	Bowie	.252	95	365	51	92	14	5	18	55	17	88	4	3
1997	Rochester	.300	137	520	91	156	33	5	20	76	53	107	14	4
	BALTIMORE	.000	2	3	0	0	0	0	0	0	0	2	0	0
Minor Lg. Totals		.276	635	2384	331	659	113	17	96	394	166	526	39	26
BALTIMORE Totals		.000	2	3	0	0	0	0	0	0	0	2	0	0
American League		.000	2	3	0	0	0	0	0	0	0	2	0	0
National League		-	-	-	-	-	-	-	-	-	-	-	-	-
ML Totals		.000	2	3	0	0	0	0	0	0	0	2	0	0

1-Selected by Pittsburgh in 2nd round of 1992 Amateur Draft

2-Acquired by Cincinnati in exchange for Jacob Brumfield, Oct. 13, '94

3-Acquired by the Orioles with RHP Tony Nieto from Cincinnati in exchange for LHP Brad Pennington on 6/16/95

	AVG	AB	1997 SEASON				LIFETIME			
			H	HR	RBI	AVG	AB	H	HR	RBI
Total	.000	3	0	0	0	.000	3	0	0	0
Home	.000	3	0	0	0	.000	3	0	0	0
Away	-	-	-	-	-	-	-	-	-	-
Ana	-	-	-	-	-	-	-	-	-	-
Bal	-	-	-	-	-	-	-	-	-	-
Bos	-	-	-	-	-	-	-	-	-	-
Cws	-	-	-	-	-	-	-	-	-	-
Cle	.000	1	0	0	0	.000	1	0	0	0
Det	.000	2	0	0	0	.000	2	0	0	0
KC	-	-	-	-	-	-	-	-	-	-
Mil	-	-	-	-	-	-	-	-	-	-
Min	-	-	-	-	-	-	-	-	-	-
NY	-	-	-	-	-	-	-	-	-	-
Oak	-	-	-	-	-	-	-	-	-	-
Sea	-	-	-	-	-	-	-	-	-	-
Tex	-	-	-	-	-	-	-	-	-	-
Tor	-	-	-	-	-	-	-	-	-	-
AL East	.000	2	0	0	0	.000	2	0	0	0
AL Central	.000	1	0	0	0	.000	1	0	0	0
AL West	-	-	-	-	-	-	-	-	-	-
PRE ASG	.000	3	0	0	0	.000	3	0	0	0
POST ASG	.000	1	0	0	0	.000	1	0	0	0
vs. Left	.000	1	0	0	0	.000	1	0	0	0
vs. Right	.000	2	0	0	0	.000	2	0	0	0
vs. DH	-	-	-	-	-	-	-	-	-	-
vs. PH	.000	1	0	0	0	.000	1	0	0	0
April	-	-	-	-	-	-	-	-	-	-
May	-	-	-	-	-	-	-	-	-	-
June	-	-	-	-	-	-	-	-	-	-
July	-	-	-	-	-	-	-	-	-	-
August	-	-	-	-	-	-	-	-	-	-
Sept/Oct	.000	3	0	0	0	.000	3	0	0	0
Atl	-	-	-	-	-	-	-	-	-	-
Fla	-	-	-	-	-	-	-	-	-	-
Mon	-	-	-	-	-	-	-	-	-	-
NY	-	-	-	-	-	-	-	-	-	-
Phi	-	-	-	-	-	-	-	-	-	-
NL East	-	-	-	-	-	-	-	-	-	-

FIELDING						
OF	PCT	G	PO	A	E	DP
1997	.000	1	0	0	0	0
Career	.000	1	0	0	0	0

LIFETIME BY BALLPARK DANNY CLYBURN Oriole Park at Camden Yards

AVG	AB	H	HR	RBI
.000	3	0	0	0

JOHN (ROCKY) THOMAS COPPINGER

RHP—#27

Born: March 19, 1974
Opening Day Age: 24
Height: 6'5" **Weight:** 245
Bats: R **Throws:** R
Birthplace/Residence: Born and still resides in El Paso, TX
Contract Status: Signed thru '98
M.L. Service: 1 year, 115 days
Acquired: Orioles 19th round selection in the 1993 June Draft...Signed May 25, 1994 (John Green and Ray Crone)...On February 13, 1998 he signed a one-year contract



GAME HIGHS & STREAKS

STRIKEOUT HIGH: 11, September 8, 1996 vs Detroit...**WALK HIGH:** 6, once, April 23, 1997 vs. Chicago (White Sox)...**HR ALLOWED:** 2, 14 times, most recently April 23, 1997 vs. Chicago (White Sox)...**WIN STREAK:** 5 games, June 11-July 17, 1996...**LOSING STREAK:** 2 games, twice, July 20-July 25, 1996 and August 17-22, 1996

1997

- The Orioles pitching prospect suffered through an injury filled year...He was first placed on the 15-day disabled list on March 31 with inflammation of his right shoulder...Was activated on April 15 when Mills went on the D.L.
- Appeared in five games, 4 starts, before being placed on the disabled list again on May 12 with right elbow soreness and he was sent to AAA Rochester on a rehabilitation assignment.
- His only win of the year came on May 4 against the Oakland Athletics in the Orioles 11-0 victory, tossing 6.0 shutout innings and striking out a season-high 9 batters.
- On May 24 he was shut down for four weeks after sustaining a sprained right ulnar collateral ligament in his right elbow.
- Made three starts for AAA Rochester and three starts at AA Bowie...Underwent elbow and shoulder surgery on August 22...The procedure was performed by Dr. James Andrews in Birmingham, AL...A bone spur was removed from his right elbow and a partial tear in the labrum of his right shoulder was repaired.

PRO CAREER

1996: Started the season at AAA Rochester...With the Red Wings he was 6-4 with a 4.19 ERA...His contract was purchased from AAA on June 6...He struck out 10 or more batters in four of his last seven starts and over his last seven AAA outings he went 4-2 with a 3.20 ERA and 61 K in 50.2IP...Made his major league debut on June 11 at Tiger Stadium and was the winning pitcher in the Orioles' 12-9 victory (5IP, 7H, 5R/4ER, 2BB, 5K)...On July 6 he defeated Clemens, a boyhood idol, and the Red Sox to improve to 4-0...He became the first Oriole to win his first four major league decisions since Bill Dillman in 1967...On July 17 he made his only relief appearance, tossing 1.1 hitless innings and earned the win in Baltimore's 11-10 victory over Toronto...The victory improved him to 5-0 on the year...Rocky won his first two starts and his first five big league decisions...With his fifth straight win he joined Jerry Walker as the only two Orioles to win their first five major league decisions...Walker won his only decision in 1957 then his first four when he came up again in 1959...His 10 wins were the most by an Orioles rookie since Bob Milacki won 14 games in 1989...On September 8 at Oriole Park against the Tigers he recorded a career-high 11 strikeouts...The 11 K's tied him for the 3rd most ever by an Orioles rookie...Rocky tied for 4th in the BBWAA balloting for American League "Rookie of the Year" honors.

1995: As a result of his outstanding season, Rocky was the recipient of the Jim Palmer Prize, given annually to the top pitcher in the Orioles farm system...In addition, Coppinger was named to Baseball America's 1995 Minor League All-Star Team...Won the organization's triple crown for pitchers, leading the system in wins (16), ERA (1.97) and strikeouts (172)...Spent time at three levels in '95...Started the year at Class A Frederick before being promoted to AA Bowie and he finished the year at AAA Rochester...Combined at the three

stops for a 16-3 record and he picked up another win in the International League playoffs...The 16 regular season wins was the fourth most in the minor leagues...Was also among minor league leaders in batting average against (2nd, .191), ERA (5th, 1.97), innings pitched (5th, 187.0) and strikeouts (6th, 172)...Started the year at Frederick where he was 7-1 with a 1.57 ERA in 11 starts...He limited opposing hitters to a .189 average...In his final Class A start he fanned 15 batters against Winston-Salem on May 29 before being promoted to AA Bowie on May 31...That effort earned him Carolina League "Pitcher of the Week" honors...With the Baysox he was 6-2 with a 2.69 ERA in 13 starts, including a pair of complete game shutouts at Reading in winning his 1.88 batting average...Tossed a three-hit shutout at Reading in winning his AA debut and a two-hit shutout vs Reading on June 24...On July 4 he made a spot start for AAA Rochester in Scranton...Allowed an unearned run on three hits over eight innings and left with the lead but settled for a no-decision...Promoted to Rochester from AA for a second time on August 14. **1994:** Signed with O's just hours before the midnight deadline (May 25) for '93 draftees...At Bluefield, he ranked seventh in the Appalachian League in ERA (2.45) and his 88 strikeouts (in 73.1 IP) were second to league leader and teammate Carlos Chavez (92)...Was rated seventh best prospect in Appalachian League in Baseball America's end-of-season poll of managers...Averaged 11 strikeouts, six hits allowed and five walks every year in high school and an arm problem that developed while pitching at Hillsboro JC...However, he had been projected as a second round selection in the 1994 draft after showing no effects from the knee or arm injuries, had the Orioles not beaten the deadline to sign him...Hobbies include golf, hunting and fishing...Returned to Baltimore this past off-season to take part in the Orioles Winter Caravans.

PERSONAL/MISCELLANEOUS

Single...One Child: Baylee Nicole (8/28/97)...Nicknamed "Rocky" at birth after Rocky Marciano by his dad who said "he looked all beat up and ugly" right after coming into the world, and it stuck...Was originally drafted out of Coronado High School, but opted to pitch a year for Hillsboro Junior College where he was 11-1 with a 2.90 ERA while striking out 120 in 99.0 innings, earning All-America honors...Was named to the National Junior College All-Star Team and was also tapped as an All-Region V pitcher...Was drafted late in 1993 probably because of left knee surgery his junior year in high school and an arm problem that developed while pitching at Hillsboro JC...However, he had been projected as a second round selection in the 1994 draft after showing no effects from the knee or arm injuries, had the Orioles not beaten the deadline to sign him...Hobbies include golf, hunting and fishing...Returned to Baltimore this past off-season to take part in the Orioles Winter Caravans.

YEAR	CLUB	W	L	ERA	G	GS	CG	SHO	SV	IP	H	R	ER	HR	BB	SO
1994	Bluefield-1	4	3	2.45	14	13	0	0	0	73.1	51	24	20	5	40	88
1995	Frederick	7	1	1.57	11	11	2	1	0	68.2	46	16	12	3	24	91
	Bowie	6	2	2.69	13	13	2	2	0	83.2	58	33	25	7	43	62
	Rochester	3	0	1.04	5	5	0	0	0	34.2	23	5	4	2	17	19
1996	Rochester	6	4	4.19	12	12	0	0	0	73.0	65	36	34	6	39	81
	BALTIMORE	10	6	5.18	23	22	0	0	0	125.0	126	76	72	25	60	104
1997	BALTIMORE	1	1	6.30	5	4	0	0	0	20.0	21	14	14	2	16	22
	Rochester	1	2	5.52	3	3	0	0	0	14.2	16	10	9	2	11	9
	Bowie	1	1	4.80	3	3	0	0	0	15.0	15	9	8	4	3	15
	Gulf Coast	0	0	1.80	3	3	0	0	0	10.0	7	3	2	0	0	13
	Minor Lg. Totals	28	13	2.75	64	63	4	3	0	373.0	281	136	114	29	177	378
	BALTIMORE Totals	11	7	5.34	28	26	0	0	0	145.0	147	90	86	27	76	126
	American League	11	7	5.34	28	26	0	0	0	145.0	147	90	86	27	76	126
	National League	-	-	-	-	-	-	-	-	-	-	-	-	-	-	-
	ML Totals	11	7	5.34	28	26	0	0	0	145.0	147	90	86	27	76	126

1-Orioles 19th round selection in 1993 Amateur Draft...Signed in 1994

DIVISION	SERIES	W	L	ERA	G	GS	CG	SHO	SV	IP	H	R	ER	HR	BB	SO
1996	Bal vs Cle	Did Not Play														
	LCS	W	L	ERA	G	GS	CG	SHO	SV	IP	H	R	ER	HR	BB	SO
1996	Bal vs NYY	0	1	8.44	1	1	0	0	0	5.1	6	5	5	3	1	3
	Totals	0	1	8.44	1	1	0	0	0	5.1	6	5	5	3	1	3

1998
Orioles

1997 SEASON													LIFETIME			
	ERA	W-L	SV	G	IP	H	ER	HR	ERA	W-L	SV	G	IP	H	ER	HR
Total	6.30	1-1	0	5	20.0	21	14	2	5.34	11-7	0	28	145	147	86	17
Home	8.49	1-1	0	3	11.2	15	11	2	7.08	4-3	0	13	61.0	71	48	11
Away	3.24	0-0	0	2	8.1	6	3	0	4.07	7-4	0	15	84.0	76	38	6
Ana	-	-	-	-	-	-	-	-	9.00	0-1	0	1	4.0	8	4	-
Bal	-	-	-	-	-	-	-	-	-	-	-	-	-	-	-	-
Bos	-	-	-	-	-	-	-	-	3.75	1-1	0	2	12.0	11	5	-
Cws	8.10	0-0	0	2	6.2	7	6	2	8.10	0-0	0	2	6.2	7	6	-
Cle	-	-	-	-	-	-	-	-	7.36	0-2	0	2	11.0	12	9	-
Det	-	-	-	-	-	-	-	-	6.44	1-0	0	3	16.2	15	12	-
KC	-	-	-	-	-	-	-	-	4.82	1-0	0	2	9.1	12	5	-
Min	-	-	-	-	-	-	-	-	3.75	1-0	0	2	12.0	10	5	-
NY	6.23	0-0	0	1	4.1	3	3	0	3.97	1-0	0	2	11.1	8	5	-
Oak	0.00	1-0	0	1	6.0	3	0	0	4.50	1-1	0	3	18.0	15	9	-
Sea	15.00	0-1	0	1	3.0	8	5	0	10.95	1-2	0	3	12.1	24	15	-
Tex	-	-	-	-	-	-	-	-	3.60	0-0	0	1	5.0	6	2	-
Tor	-	-	-	-	-	-	-	-	1.58	4-0	0	4	22.2	13	4	-
AL East	-	-	-	-	-	-	-	-	4.23	6-1	0	10	55.1	45	26	-
AL Central	7.36	0-0	0	3	11.0	10	9	2	5.36	3-2	0	10	50.1	49	30	-
AL West	5.00	1-1	0	2	9.0	11	5	0	6.86	2-4	0	8	39.1	53	30	-
PRE ASG	6.30	1-1	0	5	20.0	21	14	2	5.29	5-1	0	11	51.0	55	30	-
POST ASG	-	-	-	-	-	-	-	-	5.36	6-6	0	17	94.0	92	56	-
April	7.36	0-0	0	3	11.0	10	9	2	7.36	0-0	0	3	11.0	10	9	-
May	5.00	1-1	0	2	9.0	11	5	0	5.00	1-1	0	2	9.0	11	5	-
June	-	-	-	-	-	-	-	-	5.12	2-0	0	4	19.1	25	11	-
July	-	-	-	-	-	-	-	-	5.40	4-2	0	7	35.0	35	21	-
August	-	-	-	-	-	-	-	-	5.88	2-3	0	7	39.2	41	26	-
Sept/Oct	-	-	-	-	-	-	-	-	4.06	2-1	0	5	31.0	25	14	-
All	-	-	-	-	-	-	-	-	-	-	-	-	-	-	-	-
Fia	-	-	-	-	-	-	-	-	-	-	-	-	-	-	-	-
Mon	-	-	-	-	-	-	-	-	-	-	-	-	-	-	-	-
NY	-	-	-	-	-	-	-	-	-	-	-	-	-	-	-	-
Phi	-	-	-	-	-	-	-	-	-	-	-	-	-	-	-	-
NL East	-	-	-	-	-	-	-	-	-	-	-	-	-	-	-	-

BATTING RECORD

YEAR	AVG	AB	R	H	2B	3B	HR	RBI	BB	SO	SB	CS
1997 Totals	-	-	-	-	-	-	-	-	-	-	-	-
Career Totals	-	-	-	-	-	-	-	-	-	-	-	-
Post Season Totals	-	-	-	-	-	-	-	-	-	-	-	-

FIELDING

P	PCT	G	PO	A	E	DP
1996	1.000	23	6	8	0	1
1997	1.000	5	1	1	0	0
Career	1.000	28	7	9	0	1

LIFETIME BY BALLPARK

ROCKY COPPINGER	ERA	W	L	S	G	IP	H	ER	HR
Anaheim Stadium	9.00	0	1	0	1	4.0	8	4	1
Oriole Park at Camden Yards	7.08	4	3	0	13	61.0	71	48	13
Fenway Park	2.84	0	1	0	1	6.1	6	2	1
Comiskey Park	0.00	0	0	0	1	4.0	3	0	0
Jacobs Field	2.84	0	1	0	1	6.1	3	2	1
Tiger Stadium	9.31	1	0	0	2	9.2	12	10	4
Ewing M. Kauffman Stadium	6.00	1	0	0	1	6.0	7	4	0
County Stadium	3.60	1	0	0	1	5.0	5	2	0
Hubert H. Humphrey Metrodome	3.97	1	0	0	2	11.1	8	5	2
Oakland-Alameda County Coliseum	2.57	0	1	0	1	7.0	3	2	1
The Kingdome	3.60	1	0	0	1	5.0	6	2	2
The Ballpark in Arlington	3.60	0	0	0	1	5.0	6	2	0
Skydome	1.88	2	0	0	2	14.1	9	3	2

ERIC KEITH DAVIS OUTFIELDER—#24

Born: May 29, 1962

Opening Day Age: 35

Height: 6'3"

Weight: 200

Bats: R

Throws: R

Birthplace/Residence: Born in Los Angeles, CA...Resides in Woodland Hills, CA

Contract Status: Signed thru '98

M.L. Service: 12 years, 33 days
Acquired: December 19, 1996; Signed by the Orioles as a free agent to a 1-year contract with a club option for a second year...On October 22, 1997 his 1998 contract option was picked up by the Orioles



GAME HIGHS, STREAKS & SLAMS

RUNS: 5, September 10, 1986 at San Francisco...HITS: 4, 15 times, most recently September 27, 1997 at Milwaukee...DOUBLES: 3, September 8, 1990 at Los Angeles...TRIPLES: 1, 20 times, most recently September 12, 1993 at Chicago...HR: 3, twice, most recently May 3, 1987 at Philadelphia...2, 11 times, most recently April 27, 1997 vs. Boston...RBI: 6, 3 times, most recently April 23, 1997 vs. Chicago (White Sox)...WALKS: 4, 4 times, most recently May 20, 1996 vs. Florida...SB: 3, 6 times, most recently April 18, 1988 vs. San Francisco...HITTING STREAK: 17 games, July 3-25, 1986...GRAND SLAMS: 9, April 23, 1997 vs. Chicago (off White Sox' Jamie Navarro); May 5, 1996 vs. San Francisco (off Jeff Juden); May 4, 1996 at San Francisco (off Mark Dewey); May 18, 1993 vs. Cincinnati (off John Smiley); July 16, 1990 vs. Montreal (off Zane Smith); May 30, 1987 at Pittsburgh (off Don Taylor); May 3, 1987 at Philadelphia (off Dan Schatelder); May 1, 1987 at Philadelphia (off Don Carman); August 27, 1986 at Pittsburgh (off Don Robinson).

1997

- Capped his first season with the Orioles when he made a successful return to the Orioles after battling colon cancer.
- Started the year by smacking 7 home runs in his first 21 games...On April 23 vs. Chicago he hit his 9th career grand slam and matched his career-high with 6 RBI...It was the third time in his career that he had driven in six runs in a game.
- On April 27 vs. Boston he homered twice off Steve Avery...It was Eric's 11th career 2-HR game and his 13th career multi-HR game (he has two career three homer games).
- On May 6 at Anaheim he went 4-for-4 and was leading the league with a .388 batting average following the game...It was the 2nd of three 4-hit games on the year and the 4H matched his career-high.
- On the year, he was 6-for-6 in stolen base attempts...In his career he has 335 steals in 389 attempts for a success rate of .861, the best among all players with 300 or more thefts.
- On May 24 at Cleveland he left the game with severe stomach cramps...On May 27 he left the team in New York and returned to Baltimore to be examined.
- On June 9 the Orioles announced that Davis would undergo a laparotomy...The surgery was performed on June 13 by Dr. Keith Lillemoe, Professor of Surgery at Johns Hopkins Hospital.
- On June 17 the Orioles held a press conference at which time Lillemoe announced that Davis had a malignant mass and 1/3 of his colon removed...On July 11 Davis announced that he would begin chemotherapy treatments at UCLA Medical Center on July 16.
- While the team was on a West Coast roadtrip in August, Davis joined the team in Oakland and wore his uniform in the dugout during games...Following the Oakland series he returned to Los Angeles for treatment and met the team again in Anaheim.
- On August 22, Eric returned to Baltimore for the first time since beginning chemotherapy to begin working out with the team...He was in uniform in the Orioles dugout and received a standing ovation from the fans.
- Left the team in Florida on September 1 and returned to his home in Los Angeles after learning of the passing of his brother, Jimmy.
- On September 15 the Orioles activated Davis from the disabled list and he started the first game of a day/night split doubleheader against Cleveland at Oriole Park.
- On September 26 he moved his chemotherapy treatments from Wednesday to Fridays so it would better coincide with the Orioles post-season schedule.

1998
Orioles

- One day after receiving a chemotherapy treatment in Milwaukee, Davis went 4-for-5 against the Brewers on September 27 and he smacked his first home run since May 6.
- Went hitless in his first ten at-bats after returning from colon cancer surgery...Finished the season with a 9-for-19 run (.474) with 3 RS, a 2B, a HR and 4 RBI.
- On October 13 at Cleveland in Game 5 of the ALCS, Davis hit a pinch-hit home run off Assenmacher...The blast proved to be the winning run as it gave Baltimore a 3-0 lead in the 9th and they hung on for a 4-2 victory.
- Following the season, Eric received a number of awards celebrating his courageous fight against cancer: The prestigious True Value Roberto Clemente Award; The Jack Dunn Award at the annual Tops in Sports banquet; The Hutch Award from the Fred Hutchinson Cancer Research Center; The Tony Conigliaro Award from the Boston BBWAA; the "You Gotta Have Heart" Award from the New York BBWAA; the Arete Award; and the Bob Chandler Courage Award.

PRO CAREER

1996: Came out of retirement to post a very strong 1996 campaign...His 26 home runs mark the most he has hit in a season this decade and he was 2nd on the Reds in HR and RBI (83)...From May 23 until the end of the season, Davis compiled a .300 (103-343) batting average...Was Cincinnati's Opening Day left fielder...After a slow start he exploded in May, batting .370 (20-54) with 8 HR and 25 RBI...Had 16 RBI in a 5-game span, May 4-10...Belted his 7th career grand slam on May 4 at San Francisco and his 8th career slam the next day...Had a pair of 2-homer games on the year: May 24 at Colorado and July 22 (Game 1) at Philadelphia...In the game at Philly he became the 45th player to homer into the left field upper deck at Veterans Stadium...Placed on the disabled list on May 25 with bruised rib muscles...Was activated on June 10...On June 19 at Houston, Eric smacked his 1,000th career hit, a single off Mike Hampton...Compiled a season best 10-game hitting streak, August 3-16...Made his first error of the season on August 20 at Atlanta, snapping a string of 248 total chances without a miscue, dating back to 5/1/94...Batted .327 (35-107) with runners in scoring position and .400 (4-10) with the bases loaded.

1995: Did not play...Retired after the 1994 season due to a herniated disk in his neck.

1994: Suffered through an injury plagued campaign...Eric appeared in just 37 games for the Detroit Tigers due to injuries.

1993: Stole 33 bases in 35 attempts for the Dodgers...Belted 6th career grand slam on May 18 off the Reds' John Smiley...Was acquired by the Tigers on August 31...In his first game for Detroit, September 3 vs. the White Sox, he ripped a home run and a double...Hit safely in 14 of 20 starts...Smacked a pair of HR off Alex Fernandez at Chicago on September 10...Hit 200th career homer off Cleveland's Jose Mesa on September 18.

1992: Injuries marred his first season with his hometown Dodgers...Played in just 76 games...Missed three games in April due to slight herniated disk in his neck...Disabled from May 23-June 19 with a sprained left shoulder...Suffered fractured left wrist when struck by a pitch on August 1 and was not reinstated until August 25...Had surgery on September 17 to repair shoulder and wrist...Stole three bases on June 30 vs. the Padres, his first three-steal game since April 18, 1988...On the year he had 19 steals in 20 attempts.

1991: Played in only 89 games due to injury...Made 79 starts, 75 in centerfield...Hit two home runs at Wrigley Field on May 11...Disabled on June 12 with a right quad strain...Disabled again on July 31 due to exhaustion...Played just 18 games after being reinstated on August 26.

1990: Led the Reds in RBI (86) for the 4th straight season...Disabled April 25-May 19 with a sprained right knee...Named National League "Player of the Week" for June 18-24...Belted 5th career grand slam on July 16 vs. Montreal...Became 22nd player in World Series history to homer in his first at-bat as he went deep off Oakland's Dave Stewart...Suffered lacerated right kidney in Game 4 of the Series sweep over the A's attempting to make a diving catch in leftfield on a ball hit by Willie McGee...Was hospitalized for 11 days...On November 19 he underwent arthroscopic right knee surgery.

1989: Named the Reds MVP...Ranked 3rd in the N.L. with 34 home runs and 4th with a career-high 101 RBI...Hit for the cycle with 6 RBI on June 2 vs. San Diego...Named National League "Player of the Week", May 29-June 4...Was the N.L.'s starting center fielder in the All-Star Game...Won his 3rd Rawlings Gold Glove award and was named to Hillerich and Bradsby Silver Slugger team.

1988: Closed out the season with one of the hottest streaks in baseball, hitting .300 in 91 games from June 1 on with 20 HR and 70 RBI...Despite a slow start he finished among the N.L.'s Top 10 in six offensive categories...Was named National League "Player of the Month" for August when he batted .323 with six home runs and 24 RBI...It was the 4th time in three seasons that he captured "Player of the Month" honors...Eric led the league with a club record 21 game winning RBI, just three shy of the major league mark held by Keith Hernandez...At one point he stole 33 straight bases without being caught...Led the N.L. in RBI ratio with one every 5.1 AB and was 2nd in HR ratio (1:18.2)...Won second straight Rawlings Gold Glove Award.

1987: Captured his first Rawlings Gold Glove Award, was named to Hillerich and Bradsby Silver Slugger team and was named to the Sporting News post-season All-Star Team...Honored as the Reds MVP...Got off to a torrid start, winning National League "Player of the Month" award for April and May...Became only the 7th player in history to join the "30/30 Club" and accomplished the feat on August 2, the earliest date ever...Set National League record with three grand slams in one month (May)...On May 3 at Philadelphia he clubbed three homers and collected 6 RBI.

1986: Despite not cracking into the starting lineup until June 15, Eric was 2nd in the National League with 80 stolen bases...Was 3rd in the league with 97 runs scored...Joined Rickey Henderson as the only players to hit over 20 home runs and steal 80 bases in a season...Named National League "Player of the Month" for July...On September 10 at San Francisco he clubbed three home runs.

1985: Was on the Reds Opening Day roster before being optioned to AAA Denver on June 4...Was a September call-up and batted .406 during the month.

1984: Split the season between AA Wichita and Cincinnati...Was the Reds everyday centerfielder until an injury that required post-season surgery to remove bone chips from his right knee...In September he belted five home runs in four games, the first Reds player to homer in four straight games since George Foster in 1978.

1983: Spent most of the season at Waterbury where he stole 39 bases in 89 games...In 19 games at Indianapolis he batted .299.

1982: Spent the entire season at Cedar Rapids...In 111 games he stole a then career-high 53 bases, however, he made nine errors in the outfield.

1981: In his second professional season he batted a lofty .322 in 62 games with 11 home runs and 40 thefts.

1980: Began his professional career at Eugene...After being selected by the Reds in the 8th round of the 1980 June Draft, he played in 33 professional games and had 10 stolen bases.

PERSONAL/MISCELLANEOUS

Married (12/19/87)...Wife's name is Sherrie...Two children: Erica (7/13/86) and Sacha (7/11/90)...Originally signed by Rob Corsaro of the Reds...A 1980 graduate of Freemont (CA) High School...Earned All-Los Angeles honors in baseball...Began professional career as a shortstop...Played on same Connie Mack League team as Darryl Strawberry...This past off-season he hosted the 1st Eric Davis Golf Tournament to raise funds for cancer research.

YEAR	CLUB	AVG	G	AB	R	H	2B	3B	HR	RBI	BB	SO	SB	CS
1980	Eugene-1	.219	33	73	12	16	1	0	1	11	14	26	10	1
1981	Eugene	.322	62	214	*67	69	10	4	11	39	57	58	*40	7
1982	Cedar Rapids	.267	111	434	80	120	20	5	15	56	51	103	53	12
1983	Waterbury	.290	89	293	56	85	13	1	15	43	65	75	39	12
	Indianapolis	.299	19	77	18	23	4	0	7	19	8	22	9	2
1984	Wichita	.314	52	194	42	61	9	5	14	34	25	55	27	10
	CINCINNATI	.224	57	174	33	39	10	1	10	30	24	48	10	2
1985	Denver	.277	64	206	48	57	10	2	15	38	29	67	35	5
	CINCINNATI	.246	56	122	26	30	3	3	8	18	7	39	16	3
1986	CINCINNATI	.277	132	415	97	115	15	3	27	71	88	100	80	11
1987	CINCINNATI	.293	129	474	120	139	23	4	37	100	84	134	50	8
1988	CINCINNATI	.273	135	472	81	129	18	3	26	93	65	124	35	3
1989	CINCINNATI	.281	131	462	74	130	14	2	34	101	68	116	21	7
1990	CINCINNATI	.260	127	453	84	118	26	2	24	86	60	100	21	3
1991	CINCINNATI-2	.235	89	285	39	67	10	0	11	33	48	92	14	2
1992	LOS ANGELES	.228	76	267	21	61	8	1	5	32	36	71	19	1
1993	LOS ANGELES	.234	108	376	57	88	17	0	14	53	41	88	33	5
	DETROIT-3	.253	23	75	14	19	1	1	6	15	14	18	2	2
1994	DETROIT	.183	37	120	19	22	4	0	3	13	18	45	5	0
1996	CINCINNATI-4	.287	129	415	81	119	20	0	26	83	70	121	23	9
1997	BALTIMORE-5	.304	42	158	29	48	11	0	8	25	14	47	6	0
Minor Lg. Totals		.289	430	1491	323	431	67	17	78	240	249	407	213	49
BALTIMORE Totals		.304	42	158	29	48	11	0	8	25	14	47	6	0
American League		.252	102	353	62	89	16	1	17	53	46	110	13	2
National League		.264	1169	3915	713	1035	164	19	222	700	571	1033	322	52
ML Totals		.263	1271	4268	775	1124	180	20	239	753	617	1143	335	54

1-Selected by Cincinnati in the 8th round of the June 1980 free agent draft
2-Traded to Los Angeles along with pitcher Kip Gross from Cincinnati in exchange for pitchers Tim Belcher and John Wetzel on 11/27/91
3-Acquired from Los Angeles in exchange for pitcher John DeSilva 8/31/93; signed as a free agent 11/1/93
4-Signed by Cincinnati as a free agent on 12/9/96
5-Signed by the Orioles as a free agent on 12/19/96

DIVISION SERIES	AVG	G	AB	R	H	2B	3B	HR	RBI	BB	SO	SB	CS
1997 Bal vs Sea	.222	3	9	0	2	0	0	0	2	0	5	0	1
Totals	.222	3	9	0	2	0	0	0	2	0	5	0	1

LCS	AVG	G	AB	R	H	2B	3B	HR	RBI	BB	SO	SB	CS
1990 Cin vs Pitt	.174	6	23	2	4	1	0	0	2	1	9	0	0
1997 Bal vs Cle	.154	6	13	1	2	0	0	1	1	1	3	0	0
Totals	.167	12	36	3	6	1	0	1	3	2	12	0	0

WORLD SERIES	AVG	G	AB	R	H	2B	3B	HR	RBI	BB	SO	SB	CS
1990 Cin vs Oak	.286	4	14	3	4	0	0	1	3	0	0	0	0
Totals	.286	4	14	3	4	0	0	1	3	0	0	0	0

ALL STAR	AVG	G	AB	R	H	2B	3B	HR	RBI	BB	SO	SB	CS
1987 NL, at Oak	.000	1	3	0	0	0	0	0	0	0	1	0	0
1989 NL, at Cal	.000	1	2	0	0	0	0	0	0	1	0	1	0
Totals	.000	2	5	0	0	0	0	0	0	1	1	1	0

	1997 SEASON					LIFETIME				
	AVG	AB	H	HR	RBI	AVG	AB	H	HR	RBI
Total	.304	158	48	8	25	.263	4268	1124	239	753
Home	.375	88	33	7	22	.265	2010	533	109	370
Away	.214	70	15	1	3	.262	2258	591	130	383
Ana	.412	17	7	1	2	.345	29	10	1	2
Bal	-	-	-	-	-	.263	19	5	2	3
Bos	.556	18	10	3	6	.333	33	11	3	6
Cws	.571	7	4	2	7	.273	44	12	5	16
Cle	.000	15	0	0	0	.107	28	3	1	2
Det	.250	12	3	0	4	.250	12	3	0	4
KC	.294	17	5	0	1	.267	30	8	0	4
Mil	.462	13	6	1	1	.400	20	8	2	4
Min	.100	10	1	0	0	.100	10	1	0	0
NYN	-	-	-	-	-	.138	29	4	1	3
Oak	.368	19	7	1	2	.345	29	10	2	3
Sea	.154	13	2	0	0	.200	25	5	0	1
Tex	.250	12	3	0	2	.269	26	7	0	3
Tor	.000	5	0	0	0	.105	19	2	0	2
AL East	.371	35	13	3	10	.223	112	25	6	18
AL Central	.258	62	16	3	9	.242	132	32	8	26
AL West	.311	61	14	2	6	.294	109	32	3	9
PRE ASG	.302	129	39	7	21	.258	2355	608	134	420
POST ASG	.310	29	9	1	4	.270	1913	516	105	333
vs. Left	.382	55	21	3	7	.269	1355	364	81	233
vs. Right	.262	103	27	5	18	.261	2913	760	158	520
vs. DH	.116	43	5	0	1	.135	52	7	0	1
vs. PH	.000	1	0	0	0	.122	49	6	1	6
April	.377	61	23	5	16	.243	798	194	38	119
May	.235	68	16	2	5	.251	669	168	42	143
June	-	-	-	-	-	.287	581	167	38	117
July	-	-	-	-	-	.269	818	220	37	118
August	-	-	-	-	-	.270	707	191	42	127
Sept/Oct	.310	29	9	1	4	.265	695	184	42	129
All	-	-	-	-	-	-	-	-	-	-
Fla	-	-	-	-	-	-	-	-	-	-
Mon	-	-	-	-	-	-	-	-	-	-
NY	-	-	-	-	-	-	-	-	-	-
Phi	-	-	-	-	-	-	-	-	-	-
NL East	-	-	-	-	-	-	-	-	-	-

FIELDING	1B	PCT	G	PO	A	E	DP
1996	1,000	1	7	0	0	0	0
Career	1,000	1	7	0	0	0	0

OF	PCT	G	PO	A	E	DP
1984	.992	57	125	4	1	2
1985	.987	56	75	3	1	1
1986	.975	132	274	2	7	0
1987	.990	129	380	10	4	4
1988	.981	135	300	2	6	0
1989	.984	125	298	2	5	1
1990	.993	122	257	11	2	1
1991	.985	81	190	5	3	2
1992	.961	74	123	0	5	0
1993	.981	18	52	0	1	0
1994	.989	35	85	1	1	0
1996	.989	129	272	3	3	0
1997	.975	30	39	0	1	0
Career	.984	1123	2470	43	40	11

LIFETIME BY BALLPARK

ERIC DAVIS	AVG	AB	H	HR	RBI
Anaheim Stadium	.143	7	1	0	0
Oriole Park at Camden Yards	.365	96	35	8	23
Fenway Park	.067	15	1	0	0
Comiskey Park	.150	20	3	2	6
Jacobs Field	.059	17	1	0	0
Tiger Stadium	.259	108	28	6	17
Ewing M. Kauffman Stadium	.250	12	3	0	1
County Stadium	.667	9	6	1	1
Hubert H. Humphrey Metrodome	.000	3	0	0	0
Yankee Stadium	.105	19	2	0	1
Oakland Alameda County Coliseum	.286	7	2	0	0
The Kingdome	.154	13	2	0	0
The Ballpark in Arlington	.333	12	4	0	2
Skydome	.067	15	1	0	2

NATIONAL LEAGUE

	AVG	AB	H	HR	RBI
Olympic Stadium	.223	157	35	7	28
Shea Stadium	.227	132	30	5	12
Veterans Stadium	.255	161	41	11	31

DOUGLAS (DOUG) DEAN DRABEK

RHP—#15

Born: July 25, 1962
Opening Day Age: 35
Height: 6'1" Weight: 190
Throws: R
Bats: R
Birthplace/Residence: Born in Victoria, TX...Resides in The Woodlands, TX
Contract Status: Signed thru '98
M.L. Service: 11 years, 132 days
Acquired: December 11, 1997; signed as a free agent by the Orioles to a 1-year contract



1998
Orioles

GAME HIGHS & STREAKS

LOW HITTER: 1, twice, most recently May 27, 1991 at St. Louis...STRIKEOUT HIGH: 11, five times, most recently June 27, 1995 vs St. Louis...WALK HIGH: 7, twice, most recently July 29, 1990 vs Philadelphia...HR ALLOWED: 3, five times, most recently September 12, 1997 vs Cleveland...WINNING STREAK: 7 games, twice, most recently April 10-May 2, 1994...LOSING STREAK: 8, July 9-August 27, 1993

1997

- Reached double figures in victories for the 9th time in 12 major league seasons...Also made 30 starts for the 9th time in the last 10 seasons, with the exception being the strike shortened '94 season.
- The White Sox went 17-14 in games started by Doug, but 16-10 in his final 26 starts...He pitched 7.0 or more innings seven times and he turned in 12 "Quality Starts" (6.0 or more IP, 3 or fewer ER)...He allowed two or fewer runs 12 times.
- On July 24 vs. Texas he recorded his 1,500th career strikeout (Will Clark)...Enters the 1998 season needing just one win for 150 in his career...Earned win number 149 in his final start of the season, September 25 vs. the Twins.
- His win on April 16 against the Orioles was his first win in the American League since 1986 while with the Yankees...On September 18 at Kansas City he carried a no-hitter into the 6th inning...Tossed 7.0 scoreless innings on July 24 vs. Texas and again on August 5 at Oakland.
- Limited the Western Division champion Mariners to one run on two hits over 8.0 innings on August 10 at the Kingdome...In the game Doug struck out a season-high seven batters.
- Posted a 6-6 record with a 6.80 ERA in the first half and a 6-5 mark with a 4.61 ERA in the season's second half...Is now 80-52 with a 3.35 ERA lifetime after the All-Star break.

PRO CAREER

1996: Posted 15 quality starts, going 7-1 with a 2.10 ERA (25ER, 107.0IP) in those 15 outings...Went 6.0 or more IP in 19 of 30 starts and allowed three runs or less in 18...Recorded his 52nd career complete game on 8/8 vs

Montreal, giving him at least one complete game in each of the past 11 seasons...Struck out a season-high 10 on 4/30 vs Atlanta...Walked two or fewer in 21 starts and was 4-5 in those games...Was on the 15-day disabled list from 8/23-9/8 due to a bone contusion suffered on 8/22 at Pittsburgh when struck on the back of the right hand by a Jay Bell line drive...Was 1-1 with a 3.86 ERA (10ER, 23.1IP) in four outings after his stint on the disabled list.

1995: Tied for the National League lead with 31 starts...Posted double figures in wins (10) for the eighth time in nine years...10 wins tied for the Houston team lead...Made his fifth career Opening Day start (1990-92 with Pittsburgh and 1993, '95 with Houston)...Tossed a three hit shutout on 7/25 vs Los Angeles...Retired 21 consecutive batters before allowing a two-out single in the eighth inning...Won four straight from 6/27-7/30...Served a five-game suspension after being automatically ejected from win over Cincinnati on 9/5 after hitting Benito Santiago with a pitch (Xavier Hernandez had been warned after hitting Jeff Bagwell in the previous inning).

1994: Finished among the NL leaders in complete games (2nd, six), ERA (3rd, 2.84), opponents batting average (3rd, .220), shutouts (T3rd, two), wins (T6th, 12), IP (8th, 164.2) and winning percentage (10th, .667)...Matched the longest winning streak of his career posting seven straight victories from 4/10-5/24...Earned NL "Pitcher of the Month" honors for May (5-1, 1.85 ERA)...Was named to the All-Star Team for the first time...Astros were 16-7 in his starts...Worked 6.0 or more IP 19 times and allowed three earned runs or less in 18...Fired two complete game shutouts (5/8 at Cincinnati and 5/24 at Atlanta)...Struck out 10 on 5/18 vs San Francisco...Pitched fifth career two-hitter on 8/2 vs Colorado, allowing a leadoff homer to John Vander Wal to open the eighth inning.

1993: Led the NL in losses with 18...Ranked among the league leaders in complete games (T2nd, seven), shutouts (T3rd, two), IP (5th, 237.2) and starts (T7th, 34)...Pitched three consecutive complete games from 4/10-21, becoming the first Houston pitcher to accomplish the feat since Joe Niekro in 1982...Was 7-9 with a 3.52 ERA at the All-Star Break...Suffered a seven-game losing streak from 7/9-8/26...Astros scored 30 runs in his 18 losses.

1992: Posted his fifth consecutive winning season, becoming the first Pittsburgh pitcher to accomplish the feat since Jim Rooker (1973-77, minimum 15 decisions per year)...Ranked second in the NL in IP (256.2)...Set a career high and ranked fifth in the league with 177 strikeouts, the most by a Pirates right-hander since Bert Blyleven (182 in 1978)...Was Pittsburgh's Opening Day pitcher for the third straight season (first since Bob Friend, 1960-62)...Outing of 4.1 IP on 8/28 at San Diego snapped a personal best streak of 11 straight starts of at least 8.0IP.

1991: Tossed his second career one-hitter on 5/27 at St. Louis...Two-out single in the sixth inning by Bernard Gilkey was the lone hit...Beat every team in the league at least once for the second straight season...Was the winning pitcher in the NL East—clinching game for the second straight year, beating Philadelphia, 2-1, on 9/22 at Three Rivers Stadium...Beat Atlanta's Tom Glavine in Game 1 of the National League Championship Series before suffering 1-0 loss in Game 6...Allowed one earned run in 15.0IP (0.60 ERA).

1990: Named the NL's Cy Young Award winner after topping the league in victories (22) and winning percentage (.786)...Was named the NL Pitcher of the Year by *The Sporting News*...Posted a career-best 2.76 ERA...Was Pittsburgh's first 20-game winner since John Candelaria went 20-5 in 1977...Notched his 20th win on 9/19 at Chicago's Wrigley Field...Was second in the league in complete games (9) and sixth in ERA...Tossed a one-hitter at Philadelphia on 8/3, losing his no-hit bid with two out in the ninth inning when Sil Campusano singled to right field on a 3-2 pitch...Was 13-2 with a 2.12 ERA in 16 starts after the All-Star Break...Posted two six-game winning streaks...Won NL "Pitcher of the Month" honors in July and August...Became the first NL pitcher to win back-to-back awards since Chicago's Rick Reuschel in June/July 1977...Was "Player of the Week" for 9/3-9...Pittsburgh went 25-8 in his 33 starts...Allowed three or fewer earned runs in 27 of the 33 outings...Posted a win over New York's Dwight Gooden in his first career Opening Day start on 4/9 at New York...Clinched the NL East title with a three-hitter on 9/30 at St. Louis...Hit first career home run on 4/24 at San Francisco (off Scott Garrelts)...Presented with the Roberto Clemente Award given annually to the Pittsburgh chapter of the BBWAA to the Pirate who best exemplifies the standard of excellence established by the late Clemente.

1989: Led the Pirates in wins (14), starts (34), and IP (244.1), tying John Smiley for the staff lead in complete games (8) and strikeouts (123)...Ranked

second in the NL in shutouts with five...Finished sixth in ERA (2.80) and it rose above 3.00 just once on the season...Won on 8/6 vs Chicago, his first career victory as a reliever.

1988: Went 15-7 in his second season with Pittsburgh...Struck out a career-high 11 on 4/22 vs Chicago...Carried a no-hitter into the ninth inning in a 6-2 win vs San Diego on 5/8...Randy Ready's pinch-hit, infield single opened the ninth inning before Marvell Wynne homered one out later...Went 10-2 with a 1.86 ERA over his final 17 starts...Won seven straight from 7/8-8/16.

1987: Led Pittsburgh pitchers in starts (28) and strikeouts (120)...Was 10-4 with a 3.17 ERA following the All-Star Break after going 1-8 with a 4.79 ERA prior...Was named NL "Pitcher of the Month" for August (5-0, 2.79 ERA)...Was NL "Player of the Week" for 8/24-30...Pitched first career complete game on 8/30 vs Houston.

1986: Contract was recalled by the Yankees on 5/27...Made his major league debut on 5/30 at Oakland...Made four relief appearances before making his first start on 6/15 at Baltimore...First major league win came on 7/11 at Minnesota...Went 5-3 with a 2.91 ERA in his last 11 starts...Made eight starts at Class AAA Columbus before promotion.

1985: Led the Eastern League in strikeouts (153) and IP (192.2) and ranked second in wins with 13 at Class AA Albany.

1984: Was second in the EL in ERA (2.24) at Class AA Glens Falls, while also making stops at Class A Appleton and Class AAA Nashville.

1983: Finished second in strikeouts (103) for Class A Niagara Falls of the New York-Penn League...Was selected by the White Sox in the 11th round of the June free agent draft.

PERSONAL/MISCELLANEOUS

Married to the former Kristy Krippel...Three children: Justin (10/15/86), Kyle (12/8/87), and Kelsey (11/26/91)...Attended the University of Houston, where he was 27-11 in 56 career games from 1981-83...Graduated from St. Joseph High School in Victoria, Texas where he was All-State in baseball, football and track. During the off-season, Doug returned to Baltimore to take part in the Orioles Winter Caravans and the annual FanFest.

YEAR	CLUB	W	L	ERA	G	GS	CG	SHO	SV	IP	H	R	ER	HR	BB	SO
1983	Niagara Falls-1, 2	6	7	3.65	16	13	3	0	0	103.2	99	52	42	10	48	103
1984	Appleton	1	0	1.80	1	1	0	0	0	5.0	3	1	1	0	3	6
	Glen Falls	12	5	2.24	19	17	7	3	0	124.2	90	34	31	6	44	75
	Nashville-3	1	2	2.32	4	4	2	0	0	31.0	30	11	8	1	10	22
1985	Albany	13	7	2.99	26	26	9	2	0	*192.2	153	71	64	12	55	*153
1986	Columbus	1	4	7.29	8	8	0	0	0	42.0	50	36	34	9	25	23
	NEW YORK (AL)	7	8	4.10	27	21	0	0	0	131.2	126	64	60	13	50	76
1987	PITTSBURGH-4	11	12	3.88	29	28	1	1	0	176.1	165	86	76	22	46	120
1988	PITTSBURGH	15	7	3.08	33	32	3	1	0	219.1	194	83	75	21	50	127
1989	PITTSBURGH	14	12	2.80	35	34	8	5	0	244.1	215	78	71	15	56	131
1990	PITTSBURGH	*22	6	2.76	33	33	9	3	0	231.1	190	92	80	16	62	142
1991	PITTSBURGH	15	14	3.07	35	35	5	2	0	234.2	245	92	84	17	54	177
1992	PITTSBURGH	15	11	2.77	34	34	10	4	0	256.2	218	84	79	17	54	177
1993	HOUSTON-5	9	*18	3.79	34	34	7	2	0	237.2	242	108	100	18	60	157
1994	HOUSTON	12	6	2.84	23	23	6	2	0	164.2	132	58	52	14	45	121
1995	HOUSTON	10	9	4.77	31	*31	2	1	0	185.0	205	104	98	18	54	143
1996	HOUSTON	7	9	4.57	30	30	1	0	0	175.1	208	102	89	21	60	137
1997	CHICAGO (AL)	12	11	5.74	31	31	0	0	0	169.1	170	109	108	30	69	85
Minor Lg. Totals		34	25	3.25	74	69	21	5	0	499.0	425	205	180	38	185	382
BALTIMORE Totals		-	-	-	-	-	-	-	-	-	-	-	-	-	-	-
American League		19	19	5.02	58	52	0	0	0	301.0	296	174	168	43	119	161
National League		130	104	3.37	317	321	52	21	0	2125.1	2014	878	796	183	556	1378
ML Totals		149	123	3.58	375	373	52	21	0	2426.1	2310	1052	964	226	675	1539

* Led League

Tied for League Lead

1-Selected by Cleveland in the 4th round of free agent draft on June 3, 1980, but did not sign

2-Selected by the White Sox in the 11th round of free agent draft on June 6, 1983

3-Traded to New York Yankees by the White Sox along with Kevin Hickey to complete a trade for Roy Smalley on August 13, 1984


4-Traded to Pittsburgh by New York Yankees along with Brian Fisher and Logan Easley for Rick Rhoden, Cecilio Guante and Pat Clements on November 26, 1986

5-Signed by Houston as a free agent on December 1, 1992

ALL-STAR	W	L	ERA	G	GS	CG	SHO	SV	IP	H	R	ER	HR	BB	SO
1994 NL at Pitt	0	0	13.50	0	0	0	0	0	0.2	4	3	1	0	0	1
Totals	0	0	13.50	0	0	0	0	0	0.2	4	3	1	0	0	1
LCS	W	L	ERA	G	GS	CG	SHO	SV	IP	H	R	ER	HR	BB	SO
1990 Pitt vs Cin	1	1	1.85	2	2	1	0	0	16.1	12	4	3	0	3	13
1991 Pitt vs Atl	1	1	0.60	2	2	1	0	0	15.0	10	1	1	0	5	10
1992 Pitt vs Atl	0	3	3.71	3	3	0	0	0	17.0	18	11	7	1	6	10
Totals	2	5	2.05	7	7	2	0	0	48.1	40	16	11	1	14	33

SCOTT GAVIN ERICKSON RHP—#19

Born: February 2, 1968
Opening Day Age: 30
Height: 6'4" Weight: 230
Bats: R Throws: R
Birthplace/Residence: Born in Long Beach, CA...Resides in Stateline, NV
Contract Status: Signed thru '98
M.L. Service: 7 years, 104 days
Acquired: July 7, 1995: From the Minnesota Twins, along with pitcher Jimmy Williams, in exchange for pitcher Scott Klinglebeck and outfielder Kimera Barteo



GAME HIGHS & STREAKS

LOW-HITTERS: No-Hitter, April 27, 1994 vs Milwaukee 1, July 24, 1992 at Boston (Game #1) 2, twice, May 1, 1991 vs Boston and June 24, 1991 at New York. STRIKEOUT HIGH: 10, May 14, 1994 vs Baltimore. WALK HIGH: 8, September 13, 1990 at Oakland. HR ALLOWED: 3, four times, most recently June 7, 1996 vs Chicago. WINNING STREAK: 12 games, April 21-June 24, 1991. LOSING STREAK: 5 games, July 10-August 4, 1994

1997

- Scott's 16 wins was the second most wins of his career topped only by his 20-win season in 1991 with the Twins...In addition, he surpassed the 200 Innings Pitched mark for the 5th time in his career.
- Scott was 16th in the league in Wins (16); 6th in Winning Percentage (.696, 16-7); 9th in Innings Pitched (221.2); 7th in Slugging Pct. Allowed (.362, 307/849); 8th in BA Against by LH Hitters (.248, 112/452); 7th in Home ERA (3.29)...On the downside he led A.L. hurlers with 6 errors.
- Erickson pitched into the 8th inning in 16 of his 33 starts and turned in 22 "Quality Starts" (6.0 or more IP, 3 or fewer ER)...In his career, Scott has pitched 6.0 or more innings in 71% of his starts (168/236), including 24 of 33 in 1997.
- Erickson completed the year with 99 career victories...He was 0-2 in his final four starts of the year.
- On June 18 vs. Montreal he pitched 2/3 of an inning out of the bullpen...It was the 4th relief appearance of his career and his first since 8/21/95 at Seattle.
- He was the only pitcher in the league with 11 or more wins at the break that was not named to the American League All-Star Team.
- On July 6 at Detroit he allowed a club record 11 earned runs in 4.1 innings...It was the first time in his career that he reached double figures in runs allowed.
- For the second straight year he led the A.L. in Ground Ball to Fly Ball Ratio (2.88)...74.2% of the balls his off of him were grounders, highest percentage in the league...He was second in the junior circuit with 33 GIDPs induced.

PRO CAREER

1996: He turned in 14 Quality Starts (6 or more IP, 3 or fewer ER) in his last 22 outings...He pitched 6.0 or more innings in 25 of his 34 starts and 7.0 or more frames 12 times...Continued his dominance in the final month of the season, going 4-1 with a no decision in September and a 3.19 ERA (42.1IP, 42H, 15ER)...On April 22 at Cleveland he reached the 1,000 career innings pitched plateau...Finished the year T4th in the league with 6 complete games...Tossed three straight CG, June 17-27...The game on the 17th was a six-inning tie game against Texas...On September 18 at Yankee Stadium, Scott faced the Yankees and Andy Pettitte in the first game of a 3-game series with the Orioles trailing New York by 3.0 games...Scott outdueled Pettitte and left after 7.0 innings, leading 2-1 in a game the Orioles eventually lost, 3-2, in 10 innings (7IP, 7H, 1ER, 0BB, 4K)...Scott continued his career-long pattern of being a ground ball pitcher...He led the A.L. with 1.5 GIDP induced per 9 IP...In addition, his 2.76 Ground Ball to Fly Ball Ratio was the best in the league...Erickson threw only 3.50 pitches per batter in 1996, second lowest in the league behind only Cleveland's Hershiser (3.36).

	1997 SEASON										LIFETIME									
	ERA	W-L	Sho	G	IP	H	ER	HR	ERA	W-L	Sho	G	IP	H	ER	HR	ERA	W-L	Sho	G
Total	5.74	12-11	0	31	169.1	170	108	30	3.58	149-123	21	375	2426.1	2310	984	22	5.74	12-11	0	31
Home	5.66	9-4	0	17	95.1	97	60	18	3.23	80-57	8	186	1261.1	1168	452	10	5.66	9-4	0	17
Away	5.84	3-7	0	14	74.0	73	48	12	3.96	69-66	13	189	1165.0	1142	532	12	5.84	3-7	0	14
Ana	1.29	1-0	0	1	7.0	2	1	1	3.20	2-1	0	3	19.2	14	7	1	1.29	1-0	0	1
Bal	2.95	2-0	0	3	18.1	14	6	1	4.11	3-0	0	7	30.2	26	14	2	2.95	2-0	0	3
Bos	7.59	1-1	0	2	10.2	16	9	2	6.98	2-2	0	4	19.1	23	15	2	7.59	1-1	0	2
Cws	-	-	-	-	-	-	-	-	16.21	0-1	0	1	1.2	4	3	0	-	-	-	-
Cle	5.19	1-2	0	3	17.1	14	10	4	5.19	1-2	0	3	17.1	14	10	4	5.19	1-2	0	3
Det	10.13	1-1	0	3	13.1	20	15	3	6.03	1-2	0	7	31.1	32	21	5	10.13	1-1	0	3
KC	5.91	1-0	0	2	10.2	13	7	3	3.80	2-0	0	4	23.2	25	10	3	5.91	1-0	0	2
Mil	6.00	0-1	0	1	6.0	8	4	2	5.79	0-3	0	3	18.2	23	12	5	6.00	0-1	0	1
Min	9.69	1-2	0	3	13.0	18	14	4	7.06	2-3	0	5	21.2	28	17	4	9.69	1-2	0	3
NYN	6.48	0-2	0	3	16.2	17	12	2	6.48	0-2	0	3	16.2	17	12	2	6.48	0-2	0	3
Oak	5.79	1-0	0	2	9.1	8	6	2	4.61	1-0	0	3	13.2	9	7	2	5.79	1-0	0	2
Sea	4.74	1-1	0	3	19.0	15	10	4	5.23	1-2	0	5	31.0	32	18	3	4.74	1-1	0	3
Tex	0.00	0-0	0	1	7.0	2	0	0	2.16	1-0	0	3	16.2	12	4	1	0.00	0-0	0	1
Tor	10.00	1-1	0	2	9.0	11	10	2	4.67	2-1	0	5	27.0	25	14	4	10.00	1-1	0	2
AL East	6.88	5-5	0	13	68.0	78	52	10	9.91	8-7	0	26	69.0	123	76	13	6.88	5-5	0	13
AL Central	6.70	3-5	0	9	47.0	53	35	13	9.55	5-9	0	16	49.0	94	52	18	6.70	3-5	0	9
AL West	3.61	3-1	0	7	42.1	27	17	7	7.36	5-3	0	14	44.0	67	36	12	3.61	3-1	0	7
PRE ASG	6.80	6-6	0	17	87.1	105	66	16	37.47	69-71	11	202	129.0	1238	537	115	6.80	6-6	0	17
POST ASG	4.61	6-5	0	14	82.0	65	42	14	3.35	80-52	10	173	1146.1	1072	427	111	4.61	6-5	0	14
April	7.43	1-3	0	5	26.2	29	22	4	3.53	19-21	4	50	321.2	295	126	32	7.43	1-3	0	5
May	5.27	3-0	0	5	27.1	25	16	5	3.41	22-19	4	59	393.1	358	149	38	5.27	3-0	0	5
June	7.81	2-2	0	6	27.2	44	24	6	4.38	19-24	1	69	410.2	444	200	41	7.81	2-2	0	6
July	4.03	1-2	0	5	29.0	23	13	3	3.54	27-21	3	67	437.2	399	172	42	4.03	1-2	0	5
August	5.28	3-2	0	5	29.0	23	17	5	3.31	29-20	3	66	442.2	411	163	43	5.28	3-2	0	5
Sept/Oct	4.85	2-2	0	5	29.2	26	16	7	3.30	33-18	5	64	420.1	403	154	32	4.85	2-2	0	5
All	-	-	-	-	-	-	-	-	3.75	10-9	2	25	168.0	151	70	23	-	-	-	-
Fla	-	-	-	-	-	-	-	-	4.06	1-2	0	5	31.0	29	14	4	-	-	-	-
Mon	-	-	-	-	-	-	-	-	3.59	15-13	2	34	235.1	204	94	18	-	-	-	-
NY	-	-	-	-	-	-	-	-	4.07	12-10	0	32	199.0	203	90	22	-	-	-	-
Phi	-	-	-	-	-	-	-	-	3.20	16-8	2	31	214.0	191	76	14	-	-	-	-
NL East	-	-	-	-	-	-	-	-	3.65	54-42	6	127	847.1	778	344	78	-	-	-	-

BATTING RECORD

YEAR	AVG	AB	R	H	2B	3B	HR	RBI	BB	SO	SB	CS
1997 Totals	-	-	-	-	-	-	-	-	-	-	-	-
Career Totals	.166	715	119	17	3	2	42	46	17	206	0	1
Post Season Totals	-	-	-	-	-	-	-	-	-	-	-	-

FIELDING

P	PCT	G	PO	A	E	DP
1986	1.000	27	5	13	0	0
1987	.959	29	24	23	2	0
1988	.893	33	29	21	6	6
1989	.967	35	24	34	2	0
1990	.984	33	25	36	1	1
1991	.932	35	27	41	5	1
1992	.956	34	29	36	3	4
1993	1.000	34	19	32	0	2
1994	.942	23	21	28	3	2
1995	.957	31	24	20	2	3
1996	.930	30	17	23	3	0
1997	.971	31	14	20	1	0
Career	.954	375	258	327	28	19

LIFETIME BY BALLPARK

DOUG DRABEK	ERA	W	L	S	G	IP	H	ER	HR
Anaheim Stadium	6.75	1	0	0	1	5.1	6	4	2
Oriole Park at Camden Yards	5.40	0	0	0	1	5.0	3	3	1
Memorial Stadium	0.00	0	0	0	1	4.0	0	0	0
Fenway Park	6.23	1	1	0	2	8.2	7	6	0
Comiskey Park	5.66	9	4	0	17	95.1	97	60	18
Comiskey Park (old)	16.21	0	1	0	1	1.2	4	3	0
Jacobs Field	4.50	0	1	0	1	6.0	4	3	1
Tiger Stadium	11.81	0	2	0	3	5.1	8	7	0
Ewing M. Kauffman Stadium	1.38	2	0	0	2	13.0	9	2	1
County Stadium	6.94	0	2	0	2	11.2	16	9	3
Hubert H. Humphrey Metrodome	7.82	1	2	0	3	12.2	16	11	2
Yankee Stadium	4.29	2	4	0	14	71.1	73	34	9
Oakland-Alameda County Coliseum	0.79	1	0	0	2	11.1	5	1	0
The Kingdome	4.22	1	1	0	3	21.1	20	10	2
Arlington Stadium	0.00	0	0	0	1	3.0	2	0	0
Skydome	20.25	0	1	0	1	4.0	7	9	2
Exhibition Stadium	2.35	1	0	0	2	15.1	13	4	2
NATIONAL LEAGUE	-	-	-	-	-	-	-	-	-
Olympic Stadium	2.71	9	4	0	17	123.0	92	37	9
Shea Stadium	4.04	8	8	0	20	120.1	124	54	12
Veterans Stadium	3.92	6	4	0	3	82.2	73	36	9

1995: Began the season with the Minnesota Twins before being acquired by the Orioles in a July 7 trade...Finished the season T2nd in the league with seven complete games and T3rd with two shutouts...All seven complete games and both shutouts came with the Orioles...Furthermore, his run support of 6.78 runs per nine innings pitched was the third best in the league...Of his seven complete games, Scott tossed two shutouts...Erickson induced 12 GDPs per nine innings pitched, the third best ratio in the AL...He averaged 3.58 pitches per batter, the fifth fewest in the league...On August 21 at Seattle, Erickson made his first relief appearance since 1990 as he allowed one earned run on two hits in one inning of work...Ended the year strongly, winning his last five decisions...In September he made five starts and was 4-0 with four complete games and a 1.47 ERA (43IP, 32H, 7ER)...Tossed a pair of three-hit shutouts...The first came on September 5, the night Ripken tied Gehrig's consecutive games played streak...On that night, Scott blanked the Angels 8-0 at Oriole Park...The other was in his last start of the year, September 27 at Toronto, defeating the Jays 7-0.

1994: Tossed first career no-hitter, April 27 against the Brewers...American League "Player of the Week" for April 25-May 1...Second CG of the year came on May 8 at Texas...Won consecutive games for the first time since September 13 & 18, 1992 (span of 44 starts), May 8 and 14...Recorded career-high 10 strikeouts on May 14 against the Orioles...Was on the disabled list May 15-31 with strained right oblique muscles...Dropped his last five decisions with a 6.93 ERA over that stretch...Pitched 6+ innings in 15 of 23 starts with eight quality starts...Tied for league lead in hit batsmen (9), T3rd in losses, tied for T5th in wild pitches (10), was 8th in hits allowed.

1993: Was on disabled list April 3-18 with strained left oblique muscles...Pitched Twins first complete game of the season, snapping major league record of 103 consecutive starts without one, but was a 5-4 loser on August 4 vs the Red Sox...Pitched 6+ innings in 25 of 34 starts and had 12 quality starts...Led the league in losses while recording the second most losses in franchise history (Pedro Ramos lost 20 in 1961)...Allowed most hits and runs in majors...T5th in the league with 10 hit batsmen and T6th in games started.

1992: Made first Opening Day start and received a no-decision April 6 at Milwaukee...Won six of eight decisions, May 3-June 28...Pitched a one-hitter, July 24 at Boston, allowing just a second inning single to Brunansky...Tossed fifth career shutout on August 2 vs Milwaukee...Allowed just four singles in sixth career shutout, August 23 vs Toronto...Had five-game winning streak, August 23-September 18...Pitched 6+ innings in 21 of 32 starts...Paced the Twins in shutouts and hit batsmen (8).

1991: In his finest season, Scott was runner-up to Roger Clemens in the AL Cy Young Award balloting, notching three of seven first place votes that did not go to Clemens and notching 56 points (Clemens-119)...Lost first two starts of the season as Twins were blanked at Oakland on April 11 and again on April 16 at Seattle...Won first of a career-best 12 straight, April 21 at California...Tossed first big league shutout April 26 against the Mariners...Second straight shutout came in the form of a two-hitter, May 1 vs Boston...Pitched 8.1 scoreless innings on May 7 before a Brunansky homer snapped his scoreless innings streak at 30.1 (tied Frank Viola club record set in '88)...Beat Texas 3-0 on May 28, snapping the Rangers 14-game winning streak...Was American League "Pitcher of the Month" for May, posting a 5-0 record with a 1.36 ERA...Won major league high 12th consecutive game, pitching fourth complete game (2-hitter) and third shutout of the season, June 24 at New York...Was on disabled list June 30-July 15 with a strained right elbow...Tied for most wins in majors and was 2nd in the league in winning percentage (.714) and T2nd with three shutouts...Left Game 6 of the World Series with a 3-2 lead in the seventh inning but received a no decision in the Twins 4-3, 11-inning win...Rated second best pitcher in the league behind Roger Clemens and pitcher with the second best slider in a mid-season poll by Baseball America...Voted Best pitching prospect in the American League by Baseball Digest and a Toronto Star managers poll.

1990: Twins Minor League "Player of the Week" for June 10-16...Twins Minor League "Pitcher of the Month" for June, going 3-0 with a 1.88 ERA...At Orlando he led league's starting pitchers in fewest baserunners per game (9.27) and was 2nd in batting average against (.205)...Named league's Best Pitching Prospect in manager's poll and was the right-handed pitcher on the All-Star Team...Contract purchased by Minnesota on June 21...Made major league debut on June 25 vs Texas and won a 9-1 decision...First complete game came on September 8 vs Cleveland...Won five of last six starts...Was 5-0 with a 1.35 ERA in September.

1989: Recorded 11 strikeouts in professional debut, June 30 vs Bakersfield...Worked eight shutout innings in each of his first two starts in the California League...Was Twins Minor League "Player of the Week" for July 3-9.

PERSONAL/MISCELLANEOUS

Single...Drafted by the Mets in the 36th round of the 1986 draft and again by Toronto in the 34th round of the 1988 draft but did not sign...Was fourth round selection of the Twins in the 1989 June Draft...Was originally signed by Clair Rierison of the Twins...1986 graduate of Homestead High School in Cupertino, CA where he played baseball, football and soccer...A graduate of San Jose City College, earning "Player of the Year" honors in Golden State Conference and All-State and Junior College All-America recognition...Attended the University of Arizona...In 1989 he tied for the lead among NCAA pitchers with 173 innings pitched and a school record 18 wins...Named Pac-10 Southern Division co-MVP and was the right-handed pitcher on Baseball America's All-America Team...In 1996 and 1997 he served as *Schools Now* spokesman, a school-based fundraising effort which raised over \$1 million for local schools through the sale of coupon books...His community involvement also includes assisting in Cystic Fibrosis 65 Roses as an Honorary Chairman...During the last two off-seasons, he has returned to Baltimore to take part in the Orioles annual FanFest.

YEAR CLUB	W	L	ERA	G	GS	CG	SHO	SV	IP	H	R	ER	HR	BB	SO
1989 Visalia-1	3	4	2.97	12	12	2	0	0	78.2	79	29	26	3	22	59
1990 Orlando	8	3	3.03	15	15	3	1	0	101.0	75	38	34	3	24	69
MINNESOTA	8	4	2.87	19	17	1	0	0	113.0	108	49	36	9	51	53
1991 MINNESOTA	20	8	3.18	32	32	5	3	0	204.0	189	80	72	13	71	108
1992 MINNESOTA	13	12	3.40	32	32	5	3	0	212.0	197	86	80	18	83	101
1993 MINNESOTA	8	19	5.19	34	34	1	0	0	218.2	266	138	126	17	71	116
1994 MINNESOTA	8	11	5.44	23	23	2	1	0	144.0	173	95	87	15	59	104
1995 MINNESOTA	4	6	5.95	15	15	0	0	0	87.2	102	61	58	11	32	45
BALTIMORE-2	9	4	3.89	17	16	7	2	0	108.2	111	47	47	7	35	61
1996 BALTIMORE	13	12	5.02	34	34	6	0	0	222.1	262	137	124	21	66	100
1997 BALTIMORE	16	7	3.69	34	33	3	2	0	221.2	218	100	91	16	61	131
Minor Lg. Totals	11	7	3.01	27	27	5	1	0	179.2	154	67	60	6	46	128
BALTIMORE Totals	38	23	4.27	85	83	16	4	0	552.2	591	284	262	127	162	292
American League	99	83	4.24	240	236	30	11	0	1532.0	1626	793	721	127	529	819
National League	-	-	-	-	-	-	-	-	-	-	-	-	-	-	-
ML Totals	99	83	4.24	240	236	30	11	0	1532.0	1626	793	721	127	529	819

1-Selected by Minnesota in the 4th round of the June 1989 free-agent draft

2-Acquired from Twins for RHP Scott Klingenbeck and player to be named (OF Kimeria Bartee), 7/7/95

DIVISION SERIES	W	L	ERA	G	GS	CG	SHO	SV	IP	H	R	ER	HR	BB	SO
1996 Bal vs Cle	0	0	4.05	1	1	0	0	0	6.2	6	3	3	1	2	6
1997 Bal vs Sea	1	0	4.05	1	1	0	0	0	6.2	7	3	3	0	2	6
Totals	1	0	4.05	2	2	0	0	0	13.1	13	6	6	1	4	12

LCS	W	L	ERA	G	GS	CG	SHO	SV	IP	H	R	ER	HR	BB	SO
1991 Min vs Tor	0	0	4.50	1	1	0	0	0	4.0	3	2	2	1	5	2
1996 Bal vs NYY	0	1	2.38	2	2	0	0	0	11.1	14	9	3	3	4	8
1997 Bal vs Cle	1	0	4.26	2	2	0	0	0	12.2	15	7	6	2	1	6
Totals	1	1	3.54	5	5	0	0	0	28.0	32	18	11	6	10	16

WORLD SERIES	W	L	ERA	G	GS	CG	SHO	SV	IP	H	R	ER	HR	BB	SO
1991 Min vs Atl	0	0	5.06	2	2	0	0	0	10.2	10	7	6	2	4	5
Totals	0	0	5.06	2	2	0	0	0	10.2	10	7	6	2	4	5

ERICKSON'S NO-HITTER

On April 27, 1994, Scott became the third Twins hurler to pitch a nine-inning no-hitter and just the second (Jack Kralick 8/28/62) to throw a scoreless nine-inning game with no hits (Dean Chance no-hit the Indians on 8/25/67 but won 2-1), when he beat Milwaukee 6-0 in Minnesota. He faced 31 batters retiring 15 on ground balls (1 GDP), five on fly balls, five on strikeouts and one on a lineout, including four walks and one hit batter. He threw 129 pitches, 71 for strikes. It was the second of three no-hitters during the '94 season: Kent Mercker no-hit the Dodgers on April 8 while with Atlanta and Texas' Kenny Rogers tossed a perfect game vs California on July 28. It was the first no-hitter in the 13-year history of the Metrodome and just the second time a pitcher carried a no-hitter into the ninth inning in the Metrodome (Baltimore's Eric Bell went eight innings plus a batter in the 9th on 5/5/87). It was the 11th no-hitter in a domed stadium and just the fourth indoor no-hitter in the AL (two at Seattle Kingdome and one at Toronto Skydome).

1998
Orioles

JAMES (JIM) THOMAS FOSTER CATCHER—#70: Spring Training Invitee

Born: August 18, 1971

Opening Day Age: 26

Height: 6'3"

Weight: 220

Bats: R

Throws: R

Birthplace/Residence: Born and still resides in
Warwick, RI

Contract Status: Signed thru '98

M.L. Service: None

Acquired: Orioles 22nd round selection in 1993
Amateur Draft (Leo Labossiere)



1997

- Combined to bat .317 (133-420) with 23 homers and 110 RBI in 127 games at three levels.
- Was named catcher on *USA Today Baseball Weekly's* minor league All-Star team.
- Started season at Class A Frederick and was leading the Carolina League with a .347 batting average when called up to AAA Rochester for 1 week, May 16-23, as injury replacement.
- Hit for the cycle June 11 at Durham.
- Was named to the Carolina League All-Star team and was leading the CL in batting (.350), RBI (65) and on-base pct. (.478) when he was called up to AA Bowie on June 19...Batted .372 (39-120) in 36 games through July for Bowie, but hit only .209 (19-91) the rest of the season...Batted .325 (37-114) on the road but only .216 (21-97) at home with Bowie.
- Threw out 20 of 54 basestealers (37.0%).

PRO CAREER

1996: Was a non-roster invitee to major league spring training camp...His .999 fldg. pct. broke the Carolina League record held by former Orioles manager and coach Cal Ripken Sr...1996 with Wilson in 1958...Also led league catchers with 8 double plays...Threw out 38 of 122 base stealers (.311)...Combined to bat .257 (80-311) between Frederick and Bowie and had 20 doubles or more for 4th straight season...Was bothered much of season by injured hamate bone in his throwing hand and had post-season surgery to correct problem...Hit .294 (20-68) in April, then batted .238 (50-210) the rest of the season for Frederick...Batted .441 (15-34) over 10-game stretch with Frederick, Aug. 1-14...Called up to Bowie on Aug. 24 and drove in 9 runs in his 1st 5 games.

1995: Led Carolina League catchers in games caught (112), total chances (904), putouts (804) and errors (11)...Led Keys with 27 doubles and was 2nd with 56 RBI...Named to league All-Star team and hit a pair of doubles with 2 RBI at AA All-Star Game...Following season, batted .368 in 12 games for Perth in Australian Winter League before breaking hand.

1994: Led Polecats in doubles (29), total bases (171), RBI (56), walks (54) HBP (11) and SF (6, tied)...Hit .327 thru 1st 42 games, then batted .232 (63-271) remainder of season.

1993: Led Appalachian League with 21 doubles and was tied for lead with 52 extra base hits...Also was 2nd in league in runs scored (59), on-base pct. (.436), slugging (.569, tied) and 4th in batting average (.326)...Was 2nd in organization in batting and on-base pct. and tied for 1st in slugging...Was organization "Player of the Month" for July, hitting .407 with 5 HR and 25 RBI.

PERSONAL/MISCELLANEOUS

Single...Played Little League and American Legion ball in Warwick, RI...Attended Bishop Hendricken HS, where he played baseball and football...Was named to All-State and All-New England squads...His team traveled to Japan and Hawaii, and he was a member of 3 Rhode Island state championship teams...Graduated from Providence College in '93...Played for '92 Big East champs and was tournament MVP...Was married in the off-season to the former Narelle Salter...Enjoys golf and fishing.

	1997 SEASON												LIFETIME											
	ERA	W-L	Sho	G	IP	H	ER	HR	ERA	W-L	Sho	G	IP	H	ER	HR	ERA	W-L	Sho	G	IP	H	ER	HR
Total	3.69	16-7	2	34	221.2	218	91	16	4.24	99-83	11	240	1532.0	1626	721	127	4.24	99-83	11	240	1532.0	1626	721	127
Home	3.29	8-4	1	17	109.1	105	40	5	4.15	55-39	8	120	798.1	841	368	54	4.15	55-39	8	120	798.1	841	368	54
Away	4.09	8-3	1	17	112.1	113	51	11	4.33	44-44	3	120	733.2	785	353	73	4.33	44-44	3	120	733.2	785	353	73
Ana	4.02	1-0	0	2	15.2	18	7	0	3.58	13-2	1	16	118.0	120	47	5	3.58	13-2	1	16	118.0	120	47	5
Bal	-	-	-	-	-	-	-	-	4.30	4-8	0	18	88.0	78	42	10	4.30	4-8	0	18	88.0	78	42	10
Bos	3.51	2-1	0	4	25.2	30	10	2	3.47	8-8	2	19	147.2	144	57	8	3.47	8-8	2	19	147.2	144	57	8
Cws	12.60	0-1	0	1	5.0	10	7	1	6.66	3-9	0	16	96.0	130	71	9	6.66	3-9	0	16	96.0	130	71	9
Cle	-	-	-	-	-	-	-	-	4.49	7-8	0	19	116.1	150	58	12	4.49	7-8	0	19	116.1	150	58	12
Det	5.68	1-1	0	3	19.0	20	12	2	4.14	13-3	0	20	126.0	124	58	12	4.14	13-3	0	20	126.0	124	58	12
KC	3.86	0-0	0	1	7.0	6	3	1	3.70	7-4	0	15	99.2	105	41	5	3.70	7-4	0	15	99.2	105	41	5
Mil	5.94	0-2	0	3	16.2	24	11	3	5.07	6-8	2	18	111.2	114	63	10	5.07	6-8	2	18	111.2	114	63	10
Min	1.34	4-0	1	4	33.2	20	5	2	3.33	4-2	1	6	48.0	37	17	3	3.33	4-2	1	6	48.0	37	17	3
NY	8.27	1-1	0	3	16.1	22	15	1	3.92	6-5	1	16	108.0	116	47	7	3.92	6-5	1	16	108.0	116	47	7
Oak	0.00	1-0	1	2	17.0	7	0	0	4.16	6-4	1	17	103.2	119	48	10	4.16	6-4	1	17	103.2	119	48	10
Sea	2.57	2-0	0	3	21.0	18	6	2	5.31	8-8	1	20	117.0	135	69	14	5.31	8-8	1	20	117.0	135	69	14
Tex	3.97	2-0	0	2	11.1	14	5	0	3.87	6-4	0	18	109.1	118	47	13	3.87	6-4	0	18	109.1	118	47	13
Tor	1.88	1-1	0	2	14.1	10	3	0	3.51	7-10	2	18	125.2	117	49	7	3.51	7-10	2	18	125.2	117	49	7
AL East	4.78	5-4	0	12	75.1	82	40	5	3.82	38-34	5	91	595.1	579	253	44	3.82	38-34	5	91	595.1	579	253	44
AL Central	3.75	4-3	1	9	62.1	60	26	7	4.79	27-31	3	74	469.2	536	250	39	4.79	27-31	3	74	469.2	536	250	39
AL West	2.49	6-0	0	9	65.0	57	18	2	3.54	33-18	3	71	448.0	430	176	30	3.54	33-18	3	71	448.0	430	176	30
PRE ASG	3.81	11-4	0	18	115.2	109	49	9	4.36	53-42	4	118	782.1	823	379	67	4.36	53-42	4	118	782.1	823	379	67
POST ASG	3.57	5-3	2	16	106.0	109	42	7	4.11	46-41	7	122	749.2	803	342	60	4.11	46-41	7	122	749.2	803	342	60
April	2.96	3-1	0	4	27.1	21	9	1	4.40	8-16	2	28	176.0	188	86	16	4.40	8-16	2	28	176.0	188	86	16
May	2.93	5-0	0	6	43.0	36	14	3	4.25	21-9	1	37	241.1	231	114	15	4.25	21-9	1	37	241.1	231	114	15
June	4.01	2-2	0	6	33.2	35	15	3	4.41	18-13	1	43	279.1	303	137	24	4.41	18-13	1	43	279.1	303	137	24
July	4.86	3-2	0	6	37.0	52	20	4	4.46	15-17	1	46	280.1	326	139	31	4.46	15-17	1	46	280.1	326	139	31
August	2.11	2-0	0	6	47.0	36	11	3	4.97	15-18	2	44	264.1	311	146	23	4.97	15-18	2	44	264.1	311	146	23
Sept/Oct	5.88	1-2	2	6	33.2	38	22	2	3.06	22-10	4	42	290.2	267	99	14	3.06	22-10	4	42	290.2	267	99	14
All	4.50	0-0	0	1	6.0	8	3	1	4.50	0-0	0	1	6.0	8	3	1	4.50	0-0	0	1	6.0	8	3	1
Fia	7.20	0-0	0	1	5.0	4	4	1	7.20	0-0	0	1	5.0	4	4	1	7.20	0-0	0	1	5.0	4	4	1
Mon	0.00	0-0	0	1	0.2	0	0	0	0.00	0-0	0	1	0.2	0	0	0	0.00	0-0	0	1	0.2	0	0	0
NY	-	-	-	-	-	-	-	-	-	-	-	-	-	-	-	-	-	-	-	-	-	-	-	-
Phi	0.00	1-0	0	1	7.1	7	0	0	0.00	1-0	0	1	7.1	7	0	0	0.00	1-0	0	1	7.1	7	0	0
NL East	3.32	1-0	0	4	19.0	19	7	2	3.32	1-0	0	4	19.0	19	7	2	3.32	1-0	0	4	19.0	19	7	2

BATTING RECORD													YEAR												
	AVG	AB	R	H	2B	3B	HR	RBI	BB	SO	SB	CS		AVG	AB	R	H	2B	3B	HR	RBI	BB	SO	SB	CS
1997 Totals	.000	2	0	0	0	0	0	0	0	1	2	0	0	.000	2	0	0	0	0	0	0	1	2	0	0
Career Totals	.000	2	0	0	0	0	0	0	0	1	2	0	0	.000	2	0	0	0	0	0	0	1	2	0	0
Post Season Totals	.000	2	1	0	0	0	0	0	0	0	1	0	0	.000	2	1	0	0	0	0	0	0	1	0	0

FIELDING						
P	PCT	G	PO	A	E	DP
1990	1.000	19	10	13	0	0
1991	.980	32	19	31	1	3
1992	.981	32	18	34	1	3
1993	.945	34	18	34	3	3
1994	.892	23	11	22	4	4
1995	.985	32	26	40	1	2
1996	.973	34	29	44	2	6
1997	.909	34	17	43	6	6
Career	.958	240	148	261	18	27

LIFETIME BY BALLPARK

SCOTT ERICKSON													ERA	W	L	S	G	IP	H	ER	HR
Anaheim Stadium	2.60	6	0	0	6	45.0	38	13	2				2.60	6	0	0	6	45.0	38	13	2
Oriole Park at Camden Yards	4.00	20	13	0	45	297.1	298	132	26				4.00	20	13	0	45	297.1	298	132	26
Memorial Stadium	4.20	1	1	0	3	15.0	11	7	1				4.20	1	1	0	3	15.0	11	7	1
Fenway Park	3.96	5	6	0	12	72.2	81	32	7				3.96	5	6	0	12	72.2	81	32	7
Comiskey Park	6.87	1	4	0	7	38.0	54	29	1				6.87	1	4	0	7	38.0	54	29	1
Jacobs Field	7.31	0	4	0	5	28.1	46	23	4				7.31	0	4	0	5	28.1	46	23	4
Cleveland Stadium	3.04	1	2	0	4	23.2	29	8	1				3.04	1	2	0	4	23.2	29	8	1
Tiger Stadium	4.76	7	2	0	11	68.0	69	36	7				4.76	7	2	0	11	68.0	69	36	7
Ewing M. Kauffman Stadium	3.38	2	1	0	5	32.0	36	12	3				3.38	2	1	0	5	32.0	36	12	3
County Stadium	5.91	2	3	0	9	53.1	63	35	7				5.91	2	3	0	9	53.1	63	35	7
Hubert H. Humphrey Metrodome	4.16	38	30	0	84	591.4	583	254	44				4.16	38	30	0	84	591.4	583	254	44
Yankee Stadium	2.84	3	1	0	7	50.2	44	16	1				2.84	3	1	0	7	50.2	44	16	1
Oakland-Alameda County Coliseum	2.62	4	3	0	10	68.2	66	20	4				2.62	4	3	0	10	68.2	66	20	4
The Kingdome	6.40	2	3	0	12	64.2	80	46	8				6.40	2	3	0	12	64.2	80	46	8
The Ballpark in Arlington	4.28	3	1	0	5	33.2	38	16	1				4.28	3	1	0	5	33.2	38	16	1
Arlington Stadium	1.72	1	0	0	3	15.2	15	3	3				1.72	1	0	0	3	15.2	15	3	3
Skydome	4.43	3	6	0	10	65.0	63	32	6				4.43	3	6	0	10	65.0	63	32	6

YEAR	CLUB	AVG	G	AB	R	H	2B	3B	HR	RBI	BB	SO	SB	CS
1993	Bluefield-1	.326	61	218	59	71	21	1	10	45	42	34	3	1
1994	Albany	.266	121	421	61	112	29	3	8	56	54	59	5	3
1995	Frederick	.261	128	429	44	112	27	3	6	56	51	63	2	3
1996	Frederick	.252	82	278	35	70	20	2	7	42	39	32	6	3
	Bowie	.303	9	33	7	10	0	1	2	9	7	6	0	0
1997	Bowie	.275	63	211	36	58	12	0	7	41	36	31	1	1
	Frederick	.350	61	200	48	70	12	1	16	65	45	28	8	0
	Rochester	.556	3	9	4	5	2	0	0	4	3	0	0	1
Minor Lg. Totals		.282	528	1799	294	508	123	11	56	318	277	253	25	12
BALTIMORE Totals		-	-	-	-	-	-	-	-	-	-	-	-	-
American League		-	-	-	-	-	-	-	-	-	-	-	-	-
National League		-	-	-	-	-	-	-	-	-	-	-	-	-
ML Totals		-	-	-	-	-	-	-	-	-	-	-	-	-

1-Signed by the Orioles in the 22nd round of 1993 Amateur Draft

CHRISTOPHER (CHRIS) WREN FUSSELL

RHP—#79

Born: May 19, 1976

Opening Day Age: 21

Height: 6'2"

Weight: 200

Bats: R

Throws: R

Birthplace/Residence: Born and resides in Oregon, OH

Contract Status: Signed thru '98

M.L. Service: None

Acquired: Orioles 9th round selection in the 1994 Amateur Draft (Earl Winn)



1997

- Spent most of the year at AA Bowie...Entering the season he was ranked as the Orioles 4th Best Prospect by *Baseball America*.
- Through his first three starts he was 1-0 with a 2.40 ERA...From that point he set a Baysox record with eight straight losses...Bowie went 8-1 in his starts where he did not receive the decision.
- On July 17 he was sent to Class A Frederick where he stayed for the rest of the regular season...Returned to Bowie for the Eastern League playoffs.

PRO CAREER

1996: Spent the season at Class A Frederick of the Carolina League...Was selected as the Orioles 4th best prospect by *Baseball America*...Was the Orioles organizational "Pitcher of the Month" in April when he went 2-0 with a 1.29 ERA (28IP, 15H, 10BB, 34K)...After his first seven outings (6 starts) he had a 0.90 ERA (50IP, 29H, 5ER)...Over his last seven starts he allowed 23ER and 42H in 36.1IP (5.70 ERA)...Was the starting pitcher in the Carolina/California Leagues All-Star Game...Didn't pitch after June 28 and on July 13 he went on the disabled list for the remainder of the season with a sore right shoulder...Following the season he pitched for Maui of the Hawaiian Winter League and went 2-2 with a 3.57 ERA in nine starts, including 43 strikeouts in 40.1 innings.

1995: Pitched at Bluefield and was named to the Appalachian League post-season All-Star Team...Was awarded *Howe SportsData's* "Star of Stars" award for statistical excellence...Honored as the league's top prospect in a poll of managers and was named to *Baseball America's* short season leagues All-Star squad...Led the Appalachian League in wins (9) and strikeouts (98) and was 2nd in ERA (2.19)...Held opponents to a .165 average, best among league starters...Strikeout ratio was also tops in the loop at 13.43 per 9IP...Pitched a 1-hit shutout, striking out 14 batters in 7.0 innings on August 7 at Huntington...Earned "Player of the Week" honors for that effort...Did not allow an earned run over three starts in August and won his last seven starts.

1994: Fanned 65 batters in 56.1 innings in his first professional season...Earned first pro victory with a 7-inning, 9-strikeout, 4-hit effort vs. the Gulf Coast League Pirates...Recorded nine strikeouts three times.

PERSONAL/MISCELLANEOUS

Single...Played Little League, Babe Ruth and American Legion Baseball in Oregon (OH) as a youngster...His Little League team went to the Little League World Series in 1988...Graduated from Clay (OH) HS in 1994 where he lettered in baseball for three seasons...Selected All-League, All-District, All-Ohio and All-America while at Clay...Grew up a Detroit Tigers fan and lists Alan Trammell as his favorite player.

YEAR	CLUB	W	L	ERA	G	GS	CG	SHO	SV	IP	H	R	ER	HR	BB	SO
1994	Gulf Coast-1	2	3	4.15	14	8	0	0	0	56.1	53	30	26	2	24	65
1995	Bluefield	9	1	2.19	12	12	1	1	0	65.2	37	18	16	4	32	98
1996	Frederick	5	2	2.81	15	14	1	1	0	86.1	71	36	27	8	44	94
1997	Bowie	1	8	7.11	19	18	0	0	0	82.1	102	71	65	12	58	71
	Frederick	3	3	3.96	9	9	1	1	0	50.0	42	23	22	5	31	54
Minor Lg. Totals		20	17	4.12	69	61	3	3	0	340.2	305	178	156	31	189	382
BALTIMORE Totals		-	-	-	-	-	-	-	-	-	-	-	-	-	-	-
American League		-	-	-	-	-	-	-	-	-	-	-	-	-	-	-
National League		-	-	-	-	-	-	-	-	-	-	-	-	-	-	-
ML Totals		-	-	-	-	-	-	-	-	-	-	-	-	-	-	-

1-Selected by the Orioles as 9th round pick in June 1994 draft.

KEVIN JOHN GALLAHER

RHP—#76: Spring Training Invitee

Born: August 1, 1968

Opening Day Age: 29

Height: 6'3"

Weight: 190

Bats: R


Throws: R

Birthplace/Residence: Born in Fairfax, VA...Resides in Vienna, VA

Contract Status: Signed thru '98

M.L. Service: None

Acquired: June 29, 1997; Signed by the Orioles as a free agent



1997

- Attended Detroit's spring training camp as an invitee and pitched for AAA Toledo and AA Jacksonville in the Tigers organization before being released at the end of June.
- Signed as a free agent by the Orioles on June 29 and was assigned to AA Bowie where he spent the remainder of the season.
- Used primarily out of the bullpen for the Baysox...Made one regular season start with Bowie and lost, 5-4, at Harrisburg on July 10.
- Converted his first seven save opportunities with Bowie...In those seven games he did not allow a run in 10.0 innings...In his final five appearances of the regular season he was 0-3 and blew two of three save chances.
- In the fourth game of the playoffs vs. Harrisburg, Kevin was used as an emergency starter and pitched 8.0 shutout innings, allowing just three hits, including three walks and 12 strikeouts.

PRO CAREER

1996: Used as reliever at AA Tucson and Toledo after being almost exclusively a starter in previous seasons...Struggled through first two months at Tucson, going 0-1 with a 6.46 ERA...Over next 3 months, went 4-1 with 1 save and a 3.67 ERA (56.1 IP, 23 ER)...Was acquired by Detroit with Pedro Santana on August 27th player to be named in earlier trade that sent former Oriole Gregg Olson from Tigers to Astros...Assigned to Toledo and pitched in 2 games for Mud Hens.

1995: Went to spring training with Astros but suffered strained rotator cuff in spring training game against the Orioles on April 15...Was in rehabilitation through May before pitching his way up through Kissimmee, Jackson and Tucson...Tossed complete game 3-hitter in 8-1 win for Jackson at Arkansas on August 26.

1994: Began season at AA Jackson before mid-season promotion to AAA Tucson...Led Texas League with .226 batting average against and 9.5 strikeouts per 9 innings...His 170 strikeouts on the season was 2nd highest

total in Astros farm system...Pitched 6 innings of a combined 7-inning no-hitter in his first start, April 10 vs. Tulsa...Ran shutout string to 11 innings with 5 more scoreless frames on April 17...Was Texas League Pitcher of the Week, June 27-July 3, going 2-0 with a 1.32 ERA...Moved to Tucson and struck out PCL-high 14 batters on July 24 vs. Las Vegas, winning 3-2.

1993: Spent most of season at Class A Osceola before joining AA Jacksonville in season...Was 3rd on Osceola staff in wins, starts and innings despite missing final three weeks after promotion to Jackson...Was Florida State League Pitcher of the Week, June 21-27...Was 0-2 in 4 regular season starts for Jackson despite 2.63 ERA...In East Division playoffs, tossed a 1-hit shutout in Game 3 at Shreveport for a 6-0 win...Pitched title-clinching victory, allowing 1 run over 6 innings to beat El Paso 8-1 for Texas League title...Ranked 5th in Astros organization in ERA (3.62) and strikeouts (123).

1992: Was second on Burlington staff with 6 wins.

1991: Split time between bullpen and starting rotation in first pro season.

PERSONAL/MISCELLANEOUS

Single...Graduated from Fairfax High School... Pitched for St. Bonaventure University in Olean, NY...Miami Beach HS in 1993...Attended Broward (FL) CC...(Mike Maggert)...Signed by Houston as a non-drafted free agent on May 8, 1991.

YEAR	CLUB	W	L	ERA	G	GS	C	SHO	SV	IP	H	R	ER	HR	BB	SO
1991	Auburn-1	2	5	6.94	16	8	0	0	0	48.0	59	48	37	2	37	25
1992	Osceola	0	1	2.84	1	1	0	0	0	6.1	2	2	2	1	3	5
	Burlington	6	10	3.85	20	20	1	0	0	117.0	108	70	50	5	80	66
1993	Osceola	7	7	3.80	21	21	1	1	0	135.0	132	68	57	7	57	90
	Jackson	0	2	2.63	4	4	0	0	0	24.0	14	7	7	3	10	30
1994	Jackson	6	6	3.91	18	18	0	0	0	106.0	88	57	46	5	67	112
	Tucson	3	4	5.37	9	9	2	0	0	53.2	55	35	32	5	25	58
1995	Kissimmee	1	1	5.71	7	7	0	0	0	17.1	8	11	11	0	24	21
	Jackson	2	2	3.40	6	6	1	0	0	42.1	31	18	16	1	23	28
	Tucson	1	1	6.43	3	3	0	0	0	14.0	19	11	10	1	9	11
1996	Tucson	4	2	4.66	35	3	0	0	1	87.0	88	50	45	5	45	81
	Toledo-2	0	0	21.00	2	0	0	0	0	3.0	9	7	7	0	4	4
1997	Toledo	1	1	4.74	9	0	0	0	0	19.0	16	12	10	1	17	13
	Jacksonville	4	3	6.47	10	10	2	0	0	57.0	70	45	41	10	32	33
	Bowie-3	1	5	4.46	26	1	0	0	8	42.1	50	27	21	2	15	36
Minor Lg. Totals		38	50	4.57	187	111	7	1	9	772.0	749	468	392	48	448	638
BALTIMORE Totals		-	-	-	-	-	-	-	-	-	-	-	-	-	-	-
American League		-	-	-	-	-	-	-	-	-	-	-	-	-	-	-
National League		-	-	-	-	-	-	-	-	-	-	-	-	-	-	-
ML Totals		-	-	-	-	-	-	-	-	-	-	-	-	-	-	-

1-Signed by Houston as a non-drafted free agent on May 8, 1991
2-Acquired by Detroit along with Pedro Santana on August 27, 1996 from Houston as the PTBNL in a trade for Gregg Olson
3-Signed as a free agent by the Orioles on June 29, 1997

CHARLES (CHARLIE) PATRICK GREENE CATCHER—#34

Born: January 23, 1971
Opening Day Age: 27
Height: 6'2" **Weight:** 190
Bats: R **Throws:** R
Birthplace/Residence: Born and still resides in Miami, FL
Contract Status: Signed thru '98
ML Service: 0 years, 38 days
Acquired: September 11, 1997; Claimed off waivers from the New York Mets



1997

- Was claimed off waivers by the Orioles on September 11 from the New York Mets...On September 2, Greene was designated for assignment by New York...Was playing for the Mets AAA club at Norfolk.
- With AAA Norfolk, Greene had three 3-hit games: April 17 at Ottawa, July 17 at Toledo, and July 27 vs. Syracuse.
- When he caught the final two innings of the Orioles game on September 12 he became the 611th player all-time to play for the Orioles.
- Appeared in five games for the Birds, going 0-for-2...Collected his first major league RBI when he reached on a fielder's choice on September 12.

PRO CAREER

1996: Was recalled by the Mets from their AA Binghamton farm team on September 9th...Made his major league debut as a catcher against Atlanta on September 15th...In his first big league at-bat, he pinch-hit and flied out to center against Phillies' Ricky Botallico in the final game of the season on September 29th at Shea...With Binghamton, he threw out 42 of 76 runners (55.3%)...For the year, he had 17, 2-hit games and one, 4-hit contest, July 29th vs. Bowie...Against Bowie, he also had two home runs and a season-high three RBI...Went 3-3 with three runs scored and an RBI vs. Portland on May 22nd...Played for Peoria of the Arizona Fall League...Batted .261 (18-69) with two doubles, two home runs and eight RBI in 23 games.

1995: Began the year with AAA Norfolk...Played in 12 games and was then sent to Binghamton on April 19th...Rejoined Norfolk on August 17th throughout the International League Playoffs...Did not make an error in 182 chances with Norfolk (157 putouts and 25 assists)...Threw out 47% (7-15) of runners who attempted to steal off him...Also had four games with two RBI...Hit safely in 12 of his final 17 games with Binghamton (19-59, .322) to move his average from .200 to .237...At Binghamton, he tossed out 28 of 85 (33%) of would-be base stealers...After the season, he played for Tempe in the Arizona Fall League...Hit .206 with a double and seven RBI in 20 games.

1994: Split the year between Class A St. Lucie and AA Binghamton...Threw out 57% (36-63) of base runners attempting to steal at St. Lucie...After the season, he played for Melbourne in the Australian Baseball League.

1992: Caught 98 games for Class A Charleston.

PERSONAL/MISCELLANEOUS

Married...Wife's name is Blake...Graduated from Miami (FL) Killian High School in 1989, the same school attended by NFL star Randal Hill...Also was a teammate of Blue Jays' Alex Gonzalez...Attended Miami Dade South Junior College where his father, Charlie Sr., has been the coach for the last 28 years...Major leaguers Alex Fernandez, Jon Nunnally, Rikkert Fanyette, and Ricardo Jordan were his teammates...Brothers Mick, Barry (basketball) and Chris (baseball) all took part in intercollegiate athletics.

YEAR	CLUB	AVG	G	AB	R	H	2B	3B	HR	RBI	BB	SO	SB	CS
1991	Scottsdale-1	.284	49	183	27	52	15	1	5	39	16	23	6	1
1992	Charleston	.185	98	298	22	55	9	1	1	24	11	60	1	2
1993	Waterloo-2	.178	84	213	19	38	8	0	2	20	13	33	0	0
1994	St. Lucie	.254	69	224	23	57	4	0	0	21	9	31	0	1
	Binghamton	.170	30	106	13	18	4	0	0	2	6	18	0	0
1995	Binghamton	.237	100	346	26	82	13	0	2	34	15	47	2	1
	Norfolk	.193	27	88	6	17	3	0	0	4	3	28	0	1
1996	Binghamton	.244	100	336	35	82	17	0	2	27	17	52	2	0
	NEW YORK (NL)	.000	2	1	0	0	0	0	0	0	0	0	0	0
1997	Norfolk-3	.206	76	238	27	49	7	0	8	28	9	54	1	0
	BALTIMORE	.000	5	2	0	0	0	0	0	1	0	1	0	0
Minor Lg. Totals		.221	633	2032	198	450	80	2	20	199	99	346	12	6
BALTIMORE Totals		.000	5	2	0	0	0	0	0	1	0	1	0	0
American League		.000	5	2	0	0	0	0	0	0	0	0	0	0
National League		.000	2	1	0	0	0	0	0	0	0	0	0	0
ML Totals		.000	5	2	0	0	0	0	0	1	0	1	0	0

1-Selected by San Diego Padres in the 19th round of the June 1991 free-agent draft
2-Selected by the New York Mets in the Rule V draft on 12/13/93
3-Claimed off waivers by the Baltimore Orioles from the New York Mets on 9/12/97

	1997 SEASON					LIFETIME				
	AVG	AB	H	HR	RBI	AVG	AB	H	HR	RBI
Total	.000	2	0	0	1	.000	3	0	0	1
Home	.000	2	0	0	1	.000	2	0	0	1
Away	-	-	-	-	-	.000	1	0	0	0
Ana	-	-	-	-	-	-	-	-	-	-
Bal	-	-	-	-	-	-	-	-	-	-
Bos	-	-	-	-	-	-	-	-	-	-
Cws	-	-	-	-	-	-	-	-	-	-
Cle	-	-	-	-	-	-	-	-	-	-
Det	.000	1	0	0	0	.000	1	0	0	0
KC	-	-	-	-	-	-	-	-	-	-
Mil	-	-	-	-	-	-	-	-	-	-
Min	-	-	-	-	-	-	-	-	-	-
NY	.000	1	0	0	1	.000	1	0	0	1
Oak	-	-	-	-	-	-	-	-	-	-
Sea	-	-	-	-	-	-	-	-	-	-
Tex	-	-	-	-	-	-	-	-	-	-
Tor	-	-	-	-	-	-	-	-	-	-
AL East	-	-	-	-	-	-	-	-	-	-
AL Central	-	-	-	-	-	-	-	-	-	-
AL West	-	-	-	-	-	-	-	-	-	-
PRE ASG	-	-	-	-	-	-	-	-	-	-
POST ASG	.000	2	0	0	1	.000	3	0	0	1
vs. Left	.000	1	0	0	1	.000	1	0	0	1
vs. Right	.000	1	0	0	0	.000	2	0	0	0
as DH	-	-	-	-	-	-	-	-	-	-
as PH	.000	1	0	0	0	.000	1	0	0	0
April	-	-	-	-	-	-	-	-	-	-
May	-	-	-	-	-	-	-	-	-	-
June	-	-	-	-	-	-	-	-	-	-
July	-	-	-	-	-	-	-	-	-	-
August	-	-	-	-	-	-	-	-	-	-
Sept/Oct	.000	2	0	0	1	.000	2	0	0	1
All	-	-	-	-	-	-	-	-	-	-
Fla	-	-	-	-	-	-	-	-	-	-
Mon	-	-	-	-	-	-	-	-	-	-
NY	-	-	-	-	-	-	-	-	-	-
Phi	-	-	-	-	-	.000	1	0	0	0
NL East	-	-	-	-	-	.000	1	0	0	0


FIELDING						
CA	PCT	G	PO	A	E	DP
1996	1.000	1	1	0	0	0
1997	1.000	4	4	0	0	0
Career	1.000	5	5	0	0	0

LIFETIME BY BALLPARK

CHARLIE GREENE	AVG	AB	H	HR	RBI
Oriole Park at Camden Yards	.000	2	0	0	1
NATIONAL LEAGUE					
Veterans Stadium	.000	1	0	0	0

OSWALDO (OZZIE) GUILLEN INFILDER—#13: Spring Training Invitee

Born: January 20, 1964
Opening Day Age: 34
Height: 5'11" **Weight:** 165
Bats: L **Throws:** R
Birthplace/Residence: Born in Ocumare del Tuy, Venezuela...Resides in Caracas, Venezuela
Contract Status: Signed thru '98
M.L. Service: 13 years, 0 days
Acquired: Signed by the Orioles as a free agent on January 29, 1998



GAME HIGHS, STREAKS & SLAMS

HITS: 5, July 9, 1987 at New York...**RUNS:** 4, May 15, 1996 at Milwaukee...**DOUBLES:** 3, twice, most recently June 2, 1995 vs. Detroit...**TRIPLES:** 2, April 22, 1996 at Texas...**WALKS:** 2, six times, most recently May 25, 1997 vs. Milwaukee...**HR:** 1, 24 times, most recently September 15, 1997 at Milwaukee...**RBI:** 4, five times, most recently July 23, 1997 at Detroit...**SB:** 2, eight times, most recently July 27, 1991 at Boston...**HITTING STREAK:** 18 games, July 5-28, 1989...**GRAND SLAMS:** 1, September 5, 1991 vs. Kansas City.

1997

- Made his 13th consecutive Opening Day start, the longest streak among active A.L. shortstops...The streak was the longest by a White Sox shortstop since Luke Appling and on the year Ozzie made 135 starts at shortstop for Chicago.
- His four home runs matched his career high and his 52 RBI were the most he has had in a season since 1990...In addition, he recorded 50-plus runs scored and RBI in the same season for the first time since 1990.
- On June 29 at Minnesota, Ozzie played in his 1,671st career game, moving past Eddie Collins into 4th place on the Sox all-time list...On July 31 at Anaheim he collected hit number 1,577, passing Luis Aparicio for 5th in club history and on September 24 vs. the Twins, he scored his 693rd career run to tie Fielder Jones for 7th on the Sox all-time list.
- During the season, Guillen struck out just once every 22.0 plate appearances (24 K/526 PA), the best ratio in the American League and the second best in the majors...Ozzie tied for 4th in the A.L. with 11 sacrifice bunts and was 10th with 18 bunts in play.
- On July 23 at Detroit he homered and matched his career-high with 4 RBI...In that game Harold Baines also homered marking the second time that the longtime teammates went deep in the same game.
- Finished his tenure in Chicago among the White Sox all-time leaders in games (4th), at-bats (3rd) and hits (5th)...Thus far in his career he has played with 19 different second basemen, 24 third basemen and 27 first basemen.

PRO CAREER

1996: On September 27 he became the 5th player in White Sox franchise history to play in 1,600 games...Committed a career-low 11 errors tying him with KC's David Howard for fewest errors among A.L. shortstops with 130 or more games played...Finished 3rd in the A.L. in fielding percentage among shortstops and tied Bucky Dent for the second best single season fielding percentage in club history (.981)...Tripled twice on April 22 at Texas, the first time in his career that he accomplished the feat...Was the league's hardest player to strike out, just once every 19.6 at-bats...Made two appearances in left field, August 4 at Texas and August 18 at Milwaukee, his first career appearances in the outfield...His 12 sacrifice bunts tied him for 7th in the league.

1995: Started 108 games at shortstop...Made 11th straight Opening Day start...Batted .285 prior to the All-Star break but just .218 after the break...Posted a season-high 9-game hitting streak, May 17-27...His 12 errors were his fewest since making 12 miscues during his rookie season in '85...Made just one error between June 28 and August 14...Left the team from April 28 to May 2 to return to Venezuela after the murder of long time friend and former major leaguer Gus Polidor.

1994: Started 97 games at shortstop...Batted .288 for the season, the highest average of his career and the highest by a White Sox shortstop since Bill Almon hit .301 in '81...Hit .337 (30-89) after the All-Star break...Went 11.1 at-bats per strikeouts, the 10th best ratio in the American League...His 90 singles ranked 8th in the league...Was intentionally walked by the Orioles on June 4, his first intentional pass since 4/21/91.

1993: After being limited to 12 games in '92 due to a serious knee injury, Ozzie came back to post career highs with 23 doubles and four home runs in 134 games...Collected his career-high 23rd double on September 21 at Anaheim Stadium...The double was also his 31st extra base hit, tying a career high...Had a season-high 10-game hitting streak stopped on June 19...Was batting just .195 on May 14 but hit at a .299 clip for the remainder of the season.

1992: His season ended on April 21 vs. the Yankees when he suffered a hyperextension of the right knee in a collision with left fielder Tim Lincecum which resulted in two torn ligaments...Tore the anterior cruciate and the medial collateral ligaments...On April 22 he underwent successful surgery at Palos Community Hospital and immediately began his rehabilitation.

1991: Made his 3rd All-Star appearance on July 9 at Toronto...Collected career hit number 1,000 on September 18 vs. Oakland...Belted first career grand slam on September 5 vs. the Royals...Ranked 3rd on the club with 21 stolen bases...Committed just eight errors in the second half of the season and just one after August 16...Finished 2nd among A.L. shortstops with 248 putouts and 439 assists...Ranked the "Best Bunter" in the league by *Baseball America*.

1990: Received the Rawlings Gold Glove Award for defensive excellence...Was the first Sox player to do so since Mike Squires in 1981...Named to the A.L. All-Star team for the second time...Led the team with a .319 average in the first half...In May he batted .383 and made just one error...Was 3rd toughest to strikeout in the A.L., fanning once every 15.2 plate appearances...Hit his only home run of the year on August 10 off Texas' Nolan Ryan.

1989: Stole a career-high 36 bases, 7th most in the A.L. and tops among major league shortstops...Recorded a career best 18-game hitting streak, July 5-28...Established career-highs with 597 at-bats and 151 hits.

1988: Was the lone White Sox representative at the All-Star Game at Cincinnati...A minor leg injury kept him from playing in the game...Established a White Sox single season shortstop record with 570 assists, topping Luis Aparicio's mark of 563 in '69...Made 153 starts at shortstop...His 863 total chances at short were the most of his career.

1987: Completed his 3rd major league season with 25 stolen bases...Topped the club with 13 sacrifice bunts, eight sacrifice flies and seven triples...Notched his first career 5-hit game on July 9 at New York.

1986: Finished second on the club behind Harold Baines with 8 GWRBI...On May 22 vs. Toronto he collected the Chisox lone hit off Jimmy Key, an infield single...Was second on the team with 35 multi-hit games.

1985: Captured the American League "Rookie of the Year" Award, receiving 16 of 28 first place votes and finishing 34 points ahead of runner-up Teddy Higuera of Milwaukee...Also honored as the league's top rookie by *The Sporting News* and ESPN's "Inside Baseball"...Named the best defensive infielder in the junior circuit in a poll of A.L. Managers taken by the *Toronto Star*...Was the shortstop on the Topps Rookie All-Star Team...His .980 fielding percentage led all major league shortstops and he set a Sox shortstop record with just 12 errors for the season...His first major league hit was a bunt single on a 3-0 pitch in the season opener at Milwaukee...His first big league home run was off New York's Ed Whitson on August 14.

1984: Spent the season at AAA Las Vegas where he drove in 53 runs as the Stars' leadoff hitter...Led the Pacific Coast League with 362 assists...Named to the PCL All-Star squad.

1983: Hit .295 at AA Beaumont of the Texas League and was voted one of the league's top ten prospects.

1982: At Class A Reno of the California League, Ozzie posted his finest professional season, batting .347 and leading the league in runs and hits on his way to being named to the All-Star Team.

1981: Started pro career as a 17-year old at Bradenton of the Florida State League.

PERSONAL/MISCELLANEOUS

Married to the former Ibis Cardenas...Three Children: Oswaldo, Jr. (6/30/84), Oney (1/25/86) and Ozney (1/3/92)...Has assisted the family of long time friend and major leaguer Gus Polidor who was murdered in Venezuela in 1995...The City of Chicago honored him by declaring September 5-11, 1994 "Ozzie Guillen Week" for his efforts in embracing Chicago's Latin American community...Starred in a Venezuelan soap opera in the winter of 1989...Handled the color commentating duties for Hispanic television broadcast of the 1992 All-Star Game...Each season with the Sox he has purchased tickets for his "Ozzie's Amigos" program to help underprivileged youth.

YEAR	CLUB	AVG	G	AB	R	H	2B	3B	HR	RBI	BB	SO	SB	CS
1981	Bradenton-1	.259	55	189	26	49	4	1	0	16	13	24	8	2
1982	Reno	.347	130	528	*103	183	33	1	2	54	16	53	25	14
1983	Beaumont	.295	114	427	62	126	20	4	2	48	15	29	7	5
1984	Las Vegas-2	.296	122	463	81	137	26	6	5	53	13	40	9	5
1985	CHICAGO (AL)	.273	150	491	71	134	21	9	1	33	12	36	7	4
1986	CHICAGO (AL)	.250	159	547	58	137	19	4	2	47	12	52	8	4
1987	CHICAGO (AL)	.279	149	560	64	156	22	7	2	51	22	52	25	13
1988	CHICAGO (AL)	.261	156	566	58	148	16	7	0	39	25	40	25	17
1989	CHICAGO (AL)	.253	155	597	63	151	20	8	1	54	15	48	36	17
1990	CHICAGO (AL)	.279	160	516	61	144	21	4	1	58	26	37	13	17
1991	CHICAGO (AL)	.273	154	524	52	143	20	3	3	49	11	38	21	15
1992	CHICAGO (AL)	.200	12	40	5	8	4	0	0	7	1	5	1	0
1993	CHICAGO (AL)	.280	134	457	44	128	23	4	4	50	10	41	5	4
1994	CHICAGO (AL)	.288	100	365	46	105	9	5	1	39	14	35	5	4
1995	CHICAGO (AL)	.248	122	415	50	103	20	3	1	41	13	25	6	5
1996	CHICAGO (AL)	.263	150	499	62	131	24	8	4	45	10	27	6	5
1997	CHICAGO (AL)	.245	142	490	59	120	21	6	4	52	22	24	5	3
Minor Lg. Totals		.308	421	1607	272	495	83	12	9	171	57	146	49	26
BALTIMORE Totals		-	-	-	-	-	-	-	-	-	-	-	-	-
American League		.265	1743	6067	693	1608	240	68	24	565	193	460	163	101
National League		-	-	-	-	-	-	-	-	-	-	-	-	-
ML Totals		.265	1743	6067	693	1608	240	68	24	565	193	460	163	101

1-Signed by San Diego as a free agent on December 17, 1980

2-Traded by San Diego with Tim Lollar, Bill Long and Luis Salazar to the White Sox for LaMar Hoyt, Kevin Kristan and Todd Simmons on December 6, 1984

1997 SEASON										LIFETIME				
	AVG	AB	H	HR	RBI	AVG	AB	H	HR	RBI				
Total	.245	490	120	4	52	.265	6067	1608	24	565				
Home	.263	236	62	1	24	.271	2935	796	11	291				
Away	.228	254	58	3	28	.259	3132	812	13	274				
Ana	.333	27	9	0	3	.266	470	125	0	48				
Bal	.222	36	8	0	4	.267	434	116	3	35				
Bos	.270	37	10	0	3	.257	420	108	0	28				
Cws	-	-	-	-	-	-	-	-	-	-				
Cle	.286	42	12	0	2	.276	487	129	0	35				
Det	.188	32	6	2	8	.256	487	127	5	63				
KC	.226	31	7	0	3	.287	481	138	1	50				
Mil	.360	25	9	1	6	.326	479	156	4	46				
Min	.270	37	10	0	4	.272	460	125	0	45				
NYN	.303	33	10	0	2	.268	440	118	1	56				
Oak	.216	37	8	0	2	.250	516	129	1	56				
Sea	.229	35	8	0	4	.253	447	113	2	34				
Tex	.214	28	6	1	3	.231	481	111	4	53				
Tor	.163	43	7	0	5	.241	428	103	3	33				
AL East	.227	181	41	2	22	.258	2219	572	12	195				
AL Central	.281	135	38	1	15	.290	1887	548	5	176				
AL West	.244	127	31	1	12	.250	1914	478	7	191				
PRE ASG	.273	271	71	1	18	.269	3359	905	10	299				
POST ASG	.210	219	46	3	34	.260	2708	703	14	266				
vs. Left	.278	108	30	1	9	.240	1759	423	5	142				
vs. Right	.236	382	90	3	43	.275	4308	1185	19	423				
vs. DH	-	-	-	-	-	.000	1	0	0	0				
vs. PH	.200	5	1	0	0	.143	49	7	0	5				
April	.234	77	18	1	7	.246	837	206	1	73				
May	.278	79	22	0	3	.284	1046	297	4	80				
June	.305	95	29	0	8	.269	1097	295	3	110				
July	.250	88	22	1	10	.276	1061	293	4	104				
August	.174	92	16	1	13	.253	1066	270	7	103				
Sept/Oct	.220	59	13	1	11	.257	960	247	5	95				
Atl	-	-	-	-	-	-	-	-	-	-				
Fla	-	-	-	-	-	-	-	-	-	-				
Mon	-	-	-	-	-	-	-	-	-	-				
NY	-	-	-	-	-	-	-	-	-	-				
Phi	-	-	-	-	-	-	-	-	-	-				
NL East	-	-	-	-	-	-	-	-	-	-				

FIELDING										LIFETIME BY BALLPARK				
SS	PCT	G	PO	A	E	DP				AVG	AB	H	HR	RBI
1985	.980	150	220	382	12	80	Anaheim Stadium			.255	255	65	0	30
1986	.970	157	261	459	22	93	Oriole Park at Camden Yards			.250	76	19	1	9
1987	.975	149	266	475	19	105	Memorial Stadium			.264	148	39	1	8
1988	.977	156	273	570	20	115	Fenway Park			.264	220	58	0	12
1989	.973	155	272	512	22	106	Comiskey Park			.272	1331	362	6	143
1990	.977	159	252	474	17	100	Comiskey Park (old)			.271	1604	434	5	148
1991	.970	149	248	439	21	88	Jacobs Field			.277	94	26	0	0
1992	1.000	12	20	39	0	7	Cleveland Stadium			.248	153	38	0	12
1993	.972	133	189	361	16	82	Tiger Stadium			.231	255	59	4	25
1994	.959	99	139	237	16	46	Ewing M. Kauffman Stadium			.317	240	76	0	25
1995	.976	120	167	319	12	58	County Stadium			.311	238	74	2	23
1996	.981	146	220	348	11	69	Hubert H. Humphrey Metrodome			.259	232	60	0	25
1997	.974	139	207	348	15	78	Yankee Stadium			.253	217	55	0	16
Career	.974	1724	2734	4963	203	1027	Oakland Alameda County Coliseum			.234	282	66	0	28
OF	PCT	G	PO	A	E	DP	The Kingdome			.255	216	55	3	26
1997	1.000	2	2	0	0	0	The Ballpark in Arlington			.324	74	24	1	8
Career	1.000	2	2	0	0	0	Arlington Stadium			.207	184	38	0	12
							Skydome			.210	124	26	1	9
							Exhibition Stadium			.274	95	26	0	4

1998
Orioles

JEFFREY BRYAN HAMMONDS OUTFIELDER—#11

Born: March 5, 1971
Opening Day Age: 27
Height: 6'0" **Weight:** 195
Bats: R **Throws:** R
Birthplace/Residence: Born and still resides in Scotch Plains, NJ
Contract Status: Signed thru 2000
M.L. Service: 4 years, 69 days
Acquired: Orioles 1st round selection in 1992 Amateur Draft (4th overall)...Signed by Ed Sprague...On February 17, 1998 agreed to terms on a 3-year contract thru 2000



GAME HIGHS & STREAKS

RUNS: 3, seven times, most recently September 15, 1997 vs. Cleveland...**HITS:** 4, five times, most recently September 7, 1997 at New York (Yankees)...**DOUBLES:** 2, three times, most recently July 22, 1997 at Texas...**TRIPLES:** 1, 6 times, most recently July 21, 1997 at Texas...**HR:** 2, four times, most recently July 5, 1997 at Detroit...**RBI:** 4, 5 times, most recently July 3, 1997 at Detroit...**WALKS:** 3, July 24, 1994 at Oakland...**SB:** 2, twice, most recently June 21, 1997 at Toronto...**HITTING STREAK:** 10 games, July 24-August 2, 1994

1997

- Jeffrey established career highs in Games (118), At-Bats (397), Runs (71), Hits (105), Total Bases (193), Doubles (19), Triples (3), Home Runs (21) and RBI (55).
- Had three 2-HR games on the year: May 13 vs. Texas, June 25 at Milwaukee and July 5 at Detroit...He had one career 2-HR game entering the '97 season.
- On September 15 in the first game of a day/night split doubleheader against the Indians, Jeffrey won the game with a two-run homer off Plunk...The home run was measured at 460 feet, the second longest homer in the six-year history of Camden Yards (see box on page 94).
- Compiled a 9-game hitting streak, June 28 through July 11, one game shy of his career-high...During the streak he batted .378 (14-37).
- On July 3 at Tiger Stadium he played all three outfield positions in a game for the first time in his career...He, Tarasco and Walton were the only players to start at all three outfield spots in 1997.
- Batting average reached a season-high .301 on June 10...Jeffrey also reached the .300 mark on July 22...From July 22 to the end of the season he went 23-124 (.185), dropping his average to a season final .264...Played sporadically down the stretch due to a strained left achilles tendon.

PRO CAREER

1996: Opened the season as the Orioles starting left fielder...Got off to a hot start with two home runs and four multi-hit games in his first eight games of the year...In June was batting .286 (23-77) on April 27 but hit only .197 (23-117) over his next 34 games and on June 17 he was optioned to AAA Rochester...Played in 34G for the Red Wings and batted .272 (34-125)...On July 31 he was recalled by the Orioles when Haynes was optioned...Overall after his return to the Orioles, Hammonds batted .185 (10-54) with 11 RS, 32B, 3 HR and 8 RBI in 15G...On August 15 at Oakland he strained his left knee while trying to make a sliding catch and was placed on the disabled list the next day...Was activated on September 22 but did not appear in a game after his return...Following the season, Jeffrey played winter ball in Puerto Rico.

1995: Suffered through an injury plagued '95 season...Made a fast return from off-season knee surgery, starting the year on the active roster and was the Opening Day right fielder...Having played only seven games through May 9 due to soreness of the surgically repaired right knee, he was optioned to AA Bowie on May 14...In his first game with the Baysox on May 17 at Harrisburg he went 3-for-4 with a double, a home run and two stolen bases...Was recalled by the Orioles on May 26...In nine games with Bowie, Jeffrey batted .387 (12-31)...He batted safely in 10 of first 12 games after return to O's...On June 20 vs the Yankees, Hammonds went 2-for-4 with a pair of doubles and a career-high four RBI...Went into a slide in July, batting just .150 (6-40) through July 17...On July 18 he was placed on the 15-day disabled list with a strained right trapezius muscle...Was activated from the DL on September 3...Appeared in six games after his return, all off the bench, and went 1-for-3 with a double.

1994: In only his second professional season, had the third-best batting average (.296) on the club behind Rafael Palmeiro (.319) and Cal Ripken (.315)...Played right field in 57 games and led AL regular right fielders in total chances per nine innings (2.45)...Batted .317 (33-104) when behind in the count, 2nd best in the AL (Tex J. Frye, .321) and 4th best in the majors...As the ninth batter in the lineup batted .303 (27-89), 4th best in the majors for a #9 hitter...Had a career-high 10-game hitting streak July 24 thru August 2 (.366, 15-41)...Delivered the club's lone "sudden death" win July 9 vs Oakland at Oriole Park with a game-winning, ninth inning homer off Bob Welch to give the O's an 8-7 win...That homer came two years to the day (Saturday before All-Star Break) that he signed with the Birds and was introduced to the fans during the game...Cut his face and sustained a mild concussion in a home plate collision with the Mariners' Bill Haselman on April 30 in Seattle...While sitting out due to the effects of his concussion, he strained his right knee in batting practice and was put on the DL (May 10 retroactive to May 4)...Was batting .326 (28-86) with four home runs and 14 RBI in 23 games before being put on the DL...Was activated June 16 and batted .280 (46-164) with four home runs and 17 RBI the rest of the way (his last 45 games)...On October 11, had successful reconstructive surgery on his anterior cruciate ligament (right knee) by Dr. James Andrews in Birmingham, AL (an injury incurred during his high school football playing days).

1993: Had the second highest batting average among AL rookies with 100 or more at bats with a .305 mark behind Minnesota's Chip Hale (.333)...Made 27 starts with O's...Despite getting 32 hits and 11 multi-hit games was still considered a rookie for '94...Became the first player from the '92 Amateur Draft to make the ML...Began the season at AA Bowie, but went to AAA Rochester on May 3 and was recalled by the Orioles on June 25 when Brady Anderson was diagnosed with chicken pox...Arrived at Camden Yards in the first inning that night and made his ML debut as a pinch hitter in the sixth inning vs the Yankees...Had RBI single off Jim Abbott in his first ML plate appearance, then added another single and an intentional walk that game to go 2-for-2 as he helped the O's rally from a 6-0 deficit to a 7-6 win in 10 innings...The next night (June 26) in his first major league start he had a double and two-run homer to help the O's rally from a 5-2 deficit to a 12-10 win...Batted .337 (29-86) with 19 RBI and 11 multi-hit games in his first month in the majors, June 25-July 25 (24 games)...Was hitting .352 (31-88) on July 30 in his first 26 games, then was struck with muscle spasms in his neck...Further testing revealed the injury as a herniated disk in his neck...Went on the DL on August 8...Returned September 1, but played in only two games before going back on the DL September 28...Was declared physically fit on November 18 without needing surgery...Became the first O's rookie to get two hits in each of his first three ML games since Rich Coggins had multi-hit games in his first four starts in '72...Hammonds had five 2-hit games in his first nine games in the majors...Had a hit in each of his first six ML games (9-for-23, .391), tying Chito Martinez's club record ('91) for the longest streak at the start of a ML career.

1992: Orioles selected him in the first round of the June '92 draft (4th pick overall)...Played in one game at Oriole Park at Camden Yards during the pre-Olympic US tour on July 11 (2-for-4, 2 stolen bases vs. Korea), and immediately after that game, during the O's-Twins game that night, signed with the Orioles...Was introduced to the crowd during the game...Did not play with O's organization because of commitment to US Olympic Team.

OLYMPICS: Member of the '92 US Olympic Team as the team's starting center fielder...Led the US in average (.414) and slugging percentage (.586) during the round-robin play in Barcelona...Also drove in six runs and stole three bases...Was 3-for-7 during the medal round.

PERSONAL/MISCELLANEOUS

Single...Jeffrey and his fiancée Lorena Gonzalez have a daughter, Tierra Hammonds (2/10/96)...In college at Stanford (CA) University earned All-Pac 10 honorable mention in 1991 as a sophomore, hitting .327...Also socked 14 homers after moving from the leadoff spot to the cleanup spot...Fanned just 12 times in 265 plate appearances...Hit .405 (79-32) over his final 19 games...Member of the '91 US Baseball Team which captured the Bronze Medal in the Pan American Games...Hit .262 in 34 games with five homers and 23 RBI...Finished second on the team in stolen bases (13)...Despite an early season wrist injury, still hit .380 his final season at Stanford, earning 1st team All-America honors from Baseball America and Collegiate Baseball...Led Stanford with 33 stolen bases in 47 games...Struck out just six times in 184 at bats...Tied for team lead with 50 RBI...Finished his career at Stanford with .353

average, 27 home runs and 102 stolen bases (G-174, AB-708, R-193, H-250, 2B-36, 3B-12, RBI-151)...In 1990 he was drafted by the Toronto Blue Jays in the ninth round of June, '89 draft...Did not sign, choosing to attend Stanford...Teammates with Mike Mussina while attending Stanford...Hit .355 as a freshman with the Cardinal becoming the first freshman in the history of Stanford to earn first-team All-America honors...Selected as Freshman of the Year by Baseball America and Collegiate Baseball...Hit in 37 straight games, establishing a Pac 10 and school record...Also set school marks in stolen bases (48) and runs scored (83)...Named to College World Series All-Tournament team...Played Little League and American Legion ball in Scotch Plains (NJ)...Graduated from Scotch Plains-Fanwood (NJ) HS where he played baseball and football...Named first team All-State, All-County and All-District in baseball three straight years ('87-'89) while in high school...Also earned All-League honors as a defensive back in football...Was recruited by Notre Dame, Michigan, UCLA, Miami (FL) and Virginia for football, but stopped playing after his junior year to concentrate on baseball...Led the state in batting his sophomore season (.545)...Honored as Gatorade Circle of Champions New Jersey state Baseball Player of the Year as a senior in '89...Member of East squad at the '89 US Olympic Sports Festival...Brother, Reggie, played football and baseball at Northwestern University and played in the Pirates' chain...A wrist injury ended his career at the AA level...Is now a licensed stock broker...Brother, Kenny, played baseball at Kean College in Union, NJ...Majorred in history while at Stanford...Returned to Baltimore this past off-season to take part in the Orioles annual FanFest...Enjoys reading and traveling.

YEAR	CLUB	AVG	G	AB	R	H	2B	3B	HR	RBI	BB	SO	SB	CS
1992	Hagerstown-1													
1993	Bowie	.283	24	92	13	26	3	0	3	10	9	18	4	3
	Rochester	.311	36	151	25	47	9	1	5	23	5	27	6	3
	BALTIMORE	.305	33	105	10	32	8	0	3	19	2	16	4	0
1994	Baltimore	.296	68	250	45	74	18	2	8	31	17	39	5	0
1995	Bowie	.387	9	31	7	12	3	1	1	11	10	7	3	0
	BALTIMORE	.242	57	178	18	43	9	1	4	23	9	30	4	2
1996	Rochester	.272	34	125	24	34	4	2	3	19	19	19	3	1
	BALTIMORE	.226	71	248	38	56	10	1	9	27	23	53	3	3
1997	BALTIMORE	.264	118	397	71	105	19	3	21	55	32	73	15	1
	Minor Lg. Totals	.298	103	399	69	119	19	4	12	63	43	71	16	7
	BALTIMORE Totals	.263	347	1178	182	310	64	7	27	155	83	211	31	6
	American League	.263	347	1178	182	310	64	7	27	155	83	211	31	6
	National League													
	ML Totals	.263	347	1178	182	310	64	7	27	155	83	211	31	6

1-Selected by Orioles in June '92 free agent draft (1st round)-4th player chosen

DIVISION	SERIES	AVG	G	AB	R	H	2B	3B	HR	RBI	BB	SO	SB	CS
1997	Bal vs Sea	.100	4	10	3	1	1	0	0	2	2	1	0	0
Totals		.100	4	10	3	1	1	0	0	2	2	1	0	0
LCS		AVG	G	AB	R	H	2B	3B	HR	RBI	BB	SO	SB	CS
1997	Bal vs Cle	.000	5	3	0	0	0	0	0	0	1	2	1	0
Totals		.000	5	3	0	0	0	0	0	0	1	2	1	0

LONGEST ORIOLE PARK HOME RUNS

Jeffrey Hammonds' 460-ft. home run off Cleveland's Eric Plunk on Sept. 15, 1997 was the second longest in Oriole Park history and the longest by an Oriole player. The previous longest blast by an Oriole was by Harold Baines, 442 ft. on July 30, 1994 off Toronto's Todd Stottlemyre

Distance	Player	Team	Date	Pitcher	Team
463 ft.	Pedro Munoz	Oak	May 25, 1996	David Wells	Orioles
460 ft.	Jeffrey Hammonds	Orioles	Sept. 15, 1997 (1)	Eric Plunk	Cle
457 ft.	Mo Vaughn	Bos	July 7, 1996	Randy Myers	Orioles
452 ft.	Eric Davis	Det	Sept. 26, 1993 (1)	Arthur Rhodes	Orioles
450 ft.	Juan Gonzalez	Tex	July 26, 1992	Mike Mussina	Orioles
450 ft.	Manny Ramirez	Cle	Aug. 14, 1995	Jamie Moyer	Orioles
447 ft.	Brian Giles	Cle	July 26, 1996	Mike Mussina	Orioles
448 ft.	Ken Griffey Jr.	Sea	Aug. 15, 1997 (2)	Jimmy Key	Orioles
445 ft.	Chili Davis	Cal	June 10, 1995	Ben McDonald	Orioles
443 ft.	Bill Haselman	Bos	April 27, 1997	Armando Benitez	Orioles

	1997 SEASON					LIFETIME					
	AVG	AB	H	HR	RBI	AVG	AB	H	HR	RBI	
Total	.264	397	105	21	55	.263	1178	310	45	155	
Home	.258	194	50	9	21	.270	577	156	22	70	
Away	.271	203	55	12	34	.256	601	154	23	85	
Ana	.133	15	2	0	0	.286	105	30	5	18	
Bal	-	-	-	-	-	-	-	-	-	-	
Bos	.313	48	15	1	5	.294	85	25	1	8	
Cws	.379	29	11	2	3	.232	99	23	4	12	
Cle	.333	15	5	2	5	.322	90	29	5	13	
Det	.310	29	9	3	8	.283	53	15	3	9	
KC	.222	27	6	1	3	.237	93	22	2	9	
Mil	.207	29	6	3	5	.214	103	22	7	18	
Min	.087	23	2	0	1	.245	98	24	2	13	
NY	.310	29	9	2	7	.342	73	25	3	18	
Oak	.125	8	1	0	0	.320	75	24	3	10	
Sea	.190	21	4	2	4	.181	83	15	3	6	
Tex	.375	40	15	2	5	.289	83	24	4	9	
Tor	.324	34	11	2	3	.261	88	23	2	6	
AL East	.314	140	44	8	23	.294	299	88	9	41	
AL Central	.244	123	30	8	17	.248	483	120	20	65	
AL West	.262	84	22	4	9	.269	346	93	15	43	
PRE ASG	.287	230	66	14	37	.267	795	212	34	115	
POST ASG	.234	167	39	7	18	.256	383	98	11	40	
vs. Left	.277	148	41	8	18	.255	388	99	14	45	
vs. Right	.257	249	64	13	37	.267	790	211	31	110	
as DH	.400	5	2	0	0	.400	10	4	0	0	
as PH	.333	6	2	0	0	.375	8	3	0	0	
April	.263	76	20	2	8	.277	249	69	9	32	
May	.235	34	8	3	7	.248	149	37	8	23	
June	.301	93	28	5	13	.276	286	79	9	33	
July	.296	98	29	6	14	.290	290	84	11	41	
August	.209	43	9	2	4	.201	139	28	5	17	
Sept/Oct	.208	53	11	3	9	.200	65	13	3	9	
All	.083	12	1	0	0	.083	12	1	0	0	
Fla	.250	8	2	0	1	.250	8	2	0	1	
Mon	.167	12	2	0	1	.167	12	2	0	1	
NY	.200	5	1	0	1	.200	5	1	0	1	
Phi	.231	13	3	1	3	.231	13	3	1	3	
NL East	.180	50	9	1	6	.180	50	9	1	6	
FIELDING						LIFETIME BY BALLPARK					
OF	PCT	G	PO	A	E	DP	JEFFREY HAMMONDS				
1993	.961	23	47	2	2	0	Anaheim Stadium	AVG	AB	H	HR
1994	.962	66	147	5	6	0	Oriole Park at Camden Yards	.263	57	15	2
1995	.989	46	88	1	1	0	Fenway Park	.270	577	156	22
1996	.980	70	145	3	3	0	Comiskey Park	.280	25	7	1
1997	.980	125	240	4	5	0	Jacobs Field	.242	66	16	3
Career	.976	330	667	15	17	0	Tiger Stadium	.296	54	16	2
							Ewing M. Kauffman Stadium	.333	39	13	3
							County Stadium	.175	40	7	0
							Hubert H. Humphrey Metrodome	.281	64	18	6
							Yankee Stadium	.276	58	16	2
							Oakland-Alameda County Coliseum	.300	30	9	2
							The Kingdome	.267	30	8	0
							The Ballpark in Arlington	.219	32	7	1
							Skydome	.255	51	13	0
								.171	35	6	1

1998
Orioles

CHRISTOPHER (CHRIS) ALLEN HOILES CATCHER—#23

Born: March 20, 1965
Opening Day Age: 33
Height: 6'0" **Weight:** 220
Bats: R **Throws:** R
Birthplace/Residence: Born and still resides in Bowling Green, OH
Contract Status: Signed thru '99
M.L. Service: 7 years, 111 days
Acquired: August 31, 1988: From the Detroit Tigers, along with pitchers Robinson Garces and Cesar Mejia in exchange for outfielder Fred Lynn...On April 5, 1995 was signed to a 5-year contract



GAME HIGHS, STREAKS & SLAMS

RUNS: 3, 13 times, most recently August 2, 1997 at Oakland...**HITS:** 4, twice, August 30, 1991 at Minnesota; August 15, 1996 at Oakland...**DOUBLES:** 3, August 6, 1991 vs Milwaukee...**TRIPLES:** 1, twice, August 23, 1995 at Seattle and May 16, 1992 at White Sox...**HR:** 2, 8 times, most recently May 8, 1997 vs. Seattle...**RBI:** 6, twice, most recently May 8, 1997 vs. Seattle...**WALKS:** 4, August 18, 1995 at Oakland...**SB:** 1, five times, most recently June 3, 1997 vs. New York (Yankees)...**HITTING STREAK:** 13 games, July 31-August 16, 1996...**GRAND SLAMS:** 5, most recently August 26, 1996 vs Oakland (see page 322)

1997

- Chris batted .309 (21-68) in April...It was the second best April of his career...He hit .328 in April of 1992, the only other time he average was above .240 for the first month of the season.
- Did not commit an error in '97 in 87 games behind the plate, 4 games at 1B and one game at 3B...Last error came on September 11, 1996...Was only catcher in AL with more than 53 games that did not make an error.
- Batted .333 (25-75) with runners in scoring position...With RISP and less than two outs he batted at a .395 clip (15-38).
- Was on the 15-day disabled list from June 17 to July 18 with a medial collateral ligament sprain of his right knee...The injury was sustained on June 16 when Montreal's F.P. Santangelo collided with Hoiles at the plate.
- Was batting .284 at the time of the injury...Made a brief three day rehabilitation stop at AA Bowie before being activated...After return from the D.L., Chris batted .229 (33-144) and his average dropped from .284 to the season final .259.
- In his career he has thrown out 162 of 647 would-be base stealers (25%)...Year by year totals: 1997: 21% (20-94); 1996: 23% (28-124); 1995: 33% (32-96); 1994: 32% (24-74); 1993: 41% (46-113); 1992: 20% (22-109); 1991: 35% (26-75); 1990: 43% (3-7); Career: 29% (201-692)
- Made his first major league appearance at third base on August 12 vs. Oakland when he took the field in the 9th inning after pinch-hitting for Reboulet in the 8th...On June 3 he stole his first base since August 16, 1995...Also played first base in four games, three starts...They were his first appearances at first base since 1991...Was the club DH in four games as well.
- Went 3-for-4 with a double, 2 HR and 6 RBI on May 8 vs. the Mariners...Was his 8th career 2-HR game and he matched his career-high with 6 RBI, last done on June 22, 1993 vs. the Tigers.

PRO CAREER

1996: Chris owned two of the Orioles four sudden-death home runs at Oriole Park this season...Had a 2-run home run in the bottom of the 9th on July 15 vs. Toronto and smacked a grand slam on May 17 vs. Seattle...On April 10 at Camden Yards, he smacked his 100th career home run...The blast came off Jack McDowell of Cleveland...On April 30, Chris' wife, Dana, gave birth to the couple's first child, a son named Dalton...That night he homered against the Yankees and was ejected by home plate umpire Terry Craft, the first ejection of his career and one of two on the season...On August 15 at the Oakland Coliseum, Hoiles had the second 4-hit game of his career and his first since August 1991...On June 27 he laid down his first sacrifice bunt since July 21, 1994 and the 6th of his career...Compiled a career-high 13-game hitting streak, July 31-August 16.

1995: Was third on the Orioles in home runs (19) and walks (67) and fifth in RBI (58)...The 67 bases on balls marked the third straight year he has registered over 60 and was short of his career-high...Led all American League catchers with a .996 fielding percentage...Overall, Orioles pitchers had a 4.31 ERA, second best in the league...With Chris behind the plate the Orioles had a 3.93 ERA (871.2IP, 776H, 381ER)...At the All-Star break he was batting .208 in 57 games with nine home runs and 31 RBI...Had 27 walks in the season's first half and 40 in the second half...Against left-handed pitchers Chris owned a .300 (30-100) batting average with 12 HR and 27 RBI...His .720 slugging percentage vs left-handed pitchers was the third best in the league behind Thomas and McGwire...Was on the disabled list from July 17 to July 31 with a strained left hamstring he suffered on July 15 vs Kansas City...Finished the year strong, batting .339 (37-109) in his last 34 games with four doubles, a triple, six home runs and 20 RBI...Made three starts as the Orioles designated hitter...It was the first time he has been a DH since July 21, 1993.

1994: Led American League in innings caught (838.2), one more than Ivan Rodriguez and second in the majors to Mike Piazza (860.2)...Led the Orioles with 63 walks and was second to Palmeiro with 19 home runs...His batting average reached a season high .251 on the next to last day of the season...Batted .294 (20-68) with runners in scoring position...Batted .289 (22-76) vs lefties and .234 (60-256) against righties...Went 5-for-9 with the bases loaded...Batted .333 (61-183) with men on base...Was beamed by the Angels Scott Lewis on April 27 at Anaheim immediately after Ripken homered...Chris, who had earlier hit one of the Orioles five homers that night, left the game, but missed only one game and was back in the lineup two days later...Umpire Tim Tshida ejected Lewis after the beaming...Hit eight of his 19 home runs in a 19-game span, June 15 thru July 4.

1993: The '93 winner of the Louis M. Hatter Most Valuable Oriole Award, as voted by the writers and broadcasters who cover the team on a regular basis...Increased his batting average, home runs, and RBI for the fifth straight season...Just missed becoming the first AL catcher ever to hit .300 or better with 30 homers...Hit 29th on the last day, but singled and flied out in his last two at bats...He and NY's Mike Stanley became the fourth and fifth catchers in AL history to hit .300 or better with 25 or more homers...The others to have done it: Boston's Carlton Fisk ('77), and the Yanks' Yogi Berra ('50) and Bill Dickey ('37-'38)...Led AL catchers in batting average, runs, homers, RBI (tied with Stanley), slugging and on-base percentage, and was second in hits to Minnesota's Brian Harper...His 29 homers are the second highest ever for an Orioles catcher behind Gus Triandos who hit 30 in 1958...Set the Orioles record for most RBI in a season by a catcher with 82, surpassing the old mark of 78 set by Triandos in '58, despite missing 21 games, Aug 3-24, while on the disabled list with a strained lower left back muscle...Was 5th in the AL in both slugging percentage (.585) and on-base percentage (.416)...Averaged an RBI every 5.1 at bats, eighth best ratio in the AL...Averaged one home run every 14.4 at bats, the sixth best ratio in the majors trailing only Texas' Juan Gonzalez (1 per 11.6); SF's Barry Bonds (1 per 11.7); Seattle's Ken Griffey (1 per 12.9); Chicago's Frank Thomas (1 per 13.4) and San Diego's Phil Plantier (1 per 13.6)...His .310 average was 11th in the AL and the highest by an AL catcher with a qualifying number of plate appearances since California's Brian Downing hit .326 in 1979...Batted .571 (4-7) with the bases loaded, fifth best in the AL...Batted .333 (61-183) with men on base...Was 25-for-65 (.385) with seven home runs, 16 RBI during the O's 19-3 run, June 2-26...Batted .320 (115-359) on grass...Named AL "Player of the Month" for September...Also won AL "Player of the Week" twice, June 26 and July 11...Selected to UPI's post-season AL All-Star team.

1992: Had the AL's fourth best home runs-per-at-bats ratio with a 15.1 mark, behind Oakland's Mark McGwire (11.1), Detroit's Rob Deer (12.3) and Texas' Juan Gonzalez (13.6)...Finished 4th in homers among ML catchers behind Philadelphia's Darren Daulton (27), Detroit's Mickey Tettleton (23, he hit 9 others as a DH) and New York's Matt Nokes (22)...Finished with the fewest RBI (40) in ML history for a player with 20 or more homers...That distinction previously belonged to Kevin Maas of the Yankees in '90 (RBI-41, HR-21)...Was struck by a pitch from NY's Tim Lincecum on June 21 and suffered a fractured right wrist (ulna bone)...Spent the next two months on the disabled list missing 51 games...Returned to the Orioles on August 18 and appeared in 34 games batting .265 (31-117) with six home runs and 12 RBI...Did not play after September 26 due to soreness in right wrist...Underwent surgery on October 6.

1998
Orioles

1991: Started 91 games behind the plate and led AL catchers in fielding percentage (.998, TC-477, E-1)...Was the O's leading hitter in July with a .319 average, but batted .224 (268-60) the rest of the season...Beginning June 23, with his first career grand slam, a clutch, game-tying blow in the ninth inning off KC closer Jeff Montgomery, he went 38-for-111 (.342) over 31 games...Raised his average from .198 to season-high .272 on August 6...Batted .194 (24-124) the rest of the season including a season-ending 1-for-25 slump...Caught the O's four-man no-hitter on July 13 at Oakland and drove in the game-winning run in the O's 2-0 triumph with a fifth inning single.

1990: Recalled by the Orioles from Rochester on three occasions during the season...Started in AAA and was leading the International League in batting (.394, 50-127, G-32, HR-10, RBI-31) when the first recall came, June 3...He appeared in 10 games between June 5-July 5, then was optioned to the Red Wings, July 13...Spent a month at Rochester, then was recalled, August 12...This time he appeared in eight games prior to being sent back to AAA, August 28...When Rochester concluded post-season play, he was called up yet again, September 15...After third recall, started behind the plate in five straight games, but in the top of the first inning, September 23 vs. Milwaukee, he injured his right shoulder trying to throw out Paul Molitor at second base...Suffered a tear in the muscle behind the shoulder...Hit his first ML home run June 27 vs Cleveland in the bottom of the 10th inning, a game-winning, three-run shot off Sergio Valdez, giving the O's a 6-3 victory...At AAA, hit 18 homers in only 247 at bats, one every 13.7 at bats, third best home run frequency in AAA behind Pawtucket's Phil Plantier (1/13.0), and Las Vegas Jerald Clark (1/13.4)...Added two more homers in post-season, including game-winning, three-run shot against Omaha in the opening game of the Triple A Alliance Championship...On May 19 he was hit in the face by a pitch from Indianapolis' Jim Davins and took 15 stitches above his left eye...Returned May 27...In three games before he was hit, and two games after, he went 13-for-18 with four homers and eight RBI...Named the DH on Baseball America's AAA All-Star team.

1989: Began season with Rochester, but recalled April 22 when Bob Melvin went on the disabled list...Made his ML debut April 25 at California in a pinch-hitting role (grounded out against Bob McClure)...Returned to Rochester May 7, but rejoined the Orioles in September...Started behind the plate in the season finale, October 1 at Toronto, and picked up his first ML hit, a run-scoring double, off Mauro Gozzo.

1988: Acquired Aug 31 from the Detroit organization along with pitchers Cesar Mejia and Robinson Garces for Fred Lynn...Began the season at Toledo, but was reassigned to Glen Falls on May 17 and remained there the rest of the season...Topped all Tiger farmhands with 19 homers, including 17 at Glen Falls, tied for the most in the Eastern League...Also led the league in slugging (.500)...Threw out 38 of 105 attempted base stealers (36.2).

1987: Moved from first base back to catcher and threw out a league-high 53 attempted base stealers (53 of 140, 37.9; league average was 35.3)...Tied for the club lead in homers (13)...Played in Eastern League All-Star Game.

1986: Named to the Appalachian League All-Star team as a first baseman...Led the league in RBI (57), GWRBI (10), total bases (143), doubles (19) and games (68)...Also, second in homers (13) and tied for third in batting (.320)...Led league's first basemen in fielding (.996)...Caught in six games.

PERSONAL/MISCELLANEOUS

Married to the former Dana Winn (12/9/94)...One child: Dalton Christopher (4/30/96)...Originally signed by Ken Modeja of the Tigers...Graduated from Elmwood (Wayne, OH) High School where he played football, basketball and baseball...Caught three years at Eastern Michigan University...Batted .340 in '84 as a freshman; .372 in '85, and .342 in '86 with a school record 19 homers and 70 RBI...Also set EMU career record with 34 home runs...Left with .352 career average...Named all-Mid-American Conference in '86...In January, '94 before an EMU basketball game, his baseball uniform number (32) was retired...He is only the 4th person so honored, joining former EMU players Bob Welch ('79), Bob Owchinko ('79) and long-time coach Ron Ostrikie ('87)...Major in science at Eastern Michigan until he was drafted after his junior season...Is believed to be the only catcher to receive an inaugural pitch from two different Presidents (President Bush '92 and President Clinton '93).

YEAR	CLUB	AVG	G	AB	R	H	2B	3B	HR	RBI	BB	SO	SB	CS
1986	Bristol-1	.320	*68	253	42	81	*19	2	13	*57	30	20	10	1
1987	Glen Falls	.276	108	380	47	105	12	0	13	53	35	37	1	5
1988	Toledo	.159	22	69	4	11	1	0	2	6	2	12	1	0
	Glen Falls	.283	103	360	67	102	21	3	+17	73	50	56	4	3
1989	Rochester-2	.245	96	322	41	79	19	1	10	51	31	58	1	2
	BALTIMORE	.111	6	9	0	1	1	0	0	1	1	3	0	0
1990	Rochester	.348	74	247	52	86	20	1	18	56	44	48	4	2
	BALTIMORE	.190	23	63	7	12	3	0	1	6	5	12	0	0
1991	BALTIMORE	.243	107	341	36	83	15	0	11	31	29	61	0	2
1992	BALTIMORE	.274	96	310	49	85	10	1	20	40	55	60	0	2
	Hagerstown	.458	7	24	7	11	1	0	1	5	2	5	0	0
1993	BALTIMORE	.310	126	419	80	130	28	0	29	82	69	94	1	1
1994	BALTIMORE	.247	99	332	45	82	10	0	19	53	63	73	2	0
1995	BALTIMORE	.250	114	352	53	88	15	1	19	58	67	80	1	0
1996	BALTIMORE	.258	127	407	64	105	13	0	25	73	57	97	0	1
1997	Bowie	.143	3	7	1	1	1	0	0	2	3	2	0	0
	BALTIMORE	.259	99	320	45	83	15	0	12	49	51	86	1	0
Minor Lg. Totals		.286	481	1662	261	476	94	5	74	303	197	238	21	13
BALTIMORE Totals		.262	797	2553	379	669	110	2	136	393	397	566	5	6
American League		.262	797	2553	379	669	110	2	136	393	397	566	5	6
National League		-	-	-	-	-	-	-	-	-	-	-	-	-
ML Totals		.262	797	2553	379	669	110	2	136	393	397	566	5	6

*Led league

+Tied for league lead

1-Selected by Detroit in June '86 free agent draft (19th pick)

2-Acquired by Orioles from Detroit, along with pitchers Robinson Garces and Cesar Mejia, in deal for OF Fred Lynn on 8/31/88

DIVISION	SERIES	AVG	G	AB	R	H	2B	3B	HR	RBI	BB	SO	SB	CS
1996	Bal vs Cle	.143	4	7	1	1	0	0	0	0	3	3	0	0
1997	Bal vs Sea	.143	3	7	1	1	0	0	1	1	2	1	0	0
Totals		.143	7	14	2	2	0	0	1	1	5	4	0	0
LCS		AVG	G	AB	R	H	2B	3B	HR	RBI	BB	SO	SB	CS
1996	Bal vs NYY	.167	4	12	1	2	0	0	0	2	1	3	0	0
1997	Bal vs Cle	.143	4	14	1	2	0	0	0	0	2	5	0	0
Totals		.154	8	26	2	4	0	0	1	2	3	8	0	0

1997 SEASON														LIFETIME			
	AVG	AB	R	H	HR	RBI	AVG	AB	R	H	HR	RBI					
Total	.259	320	83	12	49	262	.253	669	136	393							
Home	.345	145	50	9	22	272	.1250	340	72	196							
Away	.189	175	33	3	27	252	.1303	329	64	197							
Ana	.353	34	12	1	5	.308	250	77	16	41							
Bal	-	-	-	-	-	-	-	-	-	-							
Bos	.214	28	6	2	4	.244	242	59	11	30							
Cws	.267	30	8	1	5	.274	175	48	9	28							
Cle	.167	18	3	0	1	.282	188	53	11	29							
Del	.333	9	3	1	1	.287	167	48	12	30							
KC	.182	33	6	0	3	.273	165	45	8	29							
Mil	.111	9	1	0	0	.285	186	53	7	24							
Min	.211	19	4	0	0	.263	152	40	5	15							
NYY	.323	31	10	0	5	.271	218	59	13	35							
Oak	.154	26	4	1	5	.260	231	60	12	43							
Sea	.417	24	10	3	13	.262	146	28	7	18							
Tex	.241	29	7	1	2	.192	180	32	7	21							
Tor	.286	7	2	0	1	.178	180	32	7	21							
AL East	.280	75	21	3	11	.245	807	198	43	116							
AL Central	.202	109	22	1	9	.276	866	239	40	125							
AL West	.292	113	33	6	25	.263	857	225	51	148							
PRE ASG	.284	176	50	8	30	.252	1450	365	84	222							
POST ASG	.229	144	33	4	19	.276	1103	304	52	171							
vs. Left	.245	94	23	5	18	.449	733	329	78	204							
vs. Right	.265	226	60	7	31	.187	1820	340	58	189							
as DH	.130	23	3	0	1	.176	108	19	3	13							
as PH	.000	1	0	0	0	.111	27	3	1	3							
April	.309	68	21	3	8	.253	383	97	22	49							
May	.269	67	18	4	15	.248	499	124	23	72							
June	.268	41	11	1	7	.235	442	104	27	70							
July	.152	33	5	1	5	.276	362	100	21	70							
August	.290	62	18	2	10	.279	427	119	21	69							
Sept/Oct	.204	49	10	1	4	.284	440	125	22	63							
At	.111	9	1	0	2	.111	9	1	0	2							
Fla	.250	4	1	0	0	.250	4	1	0	0							
Mon	.333	3	1	1	1	.333	3	1	1	1							
NY	.571	7	4	1	1	.571	7	4	1	1							
Phi	-	-	-	-	-	-	-	-	-	-							
NL East	.304	23	7	2	4	.304	23	7	2	4							

FIELDING							LIFETIME BY BALLPARK						
CA	PCT	G	PO	A	E	DP	CHRIS HOILES	AVG	AB	H	HR	ER	DP
1989	1.000	3	11	0	0	0	Anaheim Stadium	.304	115	35	8	27	0
1990	1.000	7	21	4	0	1	Oriole Park at Camden Yards	.279	1061	256	66	19	1
1991	.998	89	433	43	1	5	Memorial Stadium	.233	189	44	6	15	1
1992	.994	95	500	31	3	6	Fenway Park	.287	115	33	7	18	1
1993	.993	124	696	64	5	11	Comiskey Park	.296	98	28	5	18	1
1994	.989	98	615	36	7	7	Jacobs Field	.271	48	13	2	11	1
1995	.996	107	658	34	3	3	Cleveland Stadium	.364	44	16	3	4	1
1996	.992	126	777	42	7	3	Tiger Stadium	.222	72	16	4	8	1
1997	1.000	87	602	28	0	4	Ewing M. Kauffman Stadium	.278	90	25	6	17	1
Career	.994	736	4313	282	26	40	County Stadium	.257	105	27	4	12	1
							Hubert H. Humphrey Metrodome	.241	87	21	3	18	1
							Yankee Stadium	.230	113	26	4	17	1
1B	PCT	G	PO	A	E	DP	Oakland-Alameda County Coliseum	.256	121	31	9	22	1
1990	1.000	6	41	2	0	5	The Kingdom	.257	113	29	4	18	1
1991	1.000	2	10	1	0	1	The Ballpark in Arlington	.179	39	7	1	3	1
1997	1.000	4	20	3	0	1	Arlington Stadium	.132	38	5	2	4	1
Career	1.000	12	71	6	0	7	Skydome	.152	92	14	2	8	1
3B	PCT	G	PO	A	E	DP							
1997	.000	1	0	0	0	0							
Career	.000	1	0	0	0	0							

DOUGLAS (DOUG) ALAN JOHNS LHP—#55: Spring Training Invitee

Born: December 19, 1967
Opening Day Age: 31
Height: 6'2" **Weight:** 195
Bats: R **Throws:** L
Birthplace/Residence: Born in South Bend, IN...Resides in Plantation, FL
Contract Status: Signed thru '98
M.L. Service: 1 year, 52 days
Acquired: June 30, 1997; signed as a free agent and assigned to Rochester



GAME HIGHS & STREAKS

LOW-HIT GAME: 2, September 18, 1995 vs California...**STRIKEOUT HIGH:** 7, July 14, 1996 vs Texas...**WALK HIGH:** 5, twice, most recently July 19, 1996 at Texas...**HOME RUNS ALLOWED:** 3, twice, most recently May 25, 1996 at Baltimore...**WINNING STREAK:** 3 games, August 20-August 30, 1996...**LOSING STREAK:** 4 games, May 31-June 21, 1996.

1997

- Began the year pitching in Europe...Was signed by the Orioles as a free agent on June 30 and assigned to AAA Rochester after being released by AAA Omaha...The Red Wings went 38-21 after acquiring Doug.
- In his final seven starts for the Red Wings, including the post-season, he went 3-2 with a 1.79 ERA (55.1IP, 50H, 11ER, 12BB, 46K).
- Pitched a 9-hit shutout as the Red Wings won at Pawtucket 1-0 in Game 1 of the International League Championship Series...In three post-season appearances he was 2-1 with a 2.70 ERA (23.1IP, 26H, 7ER, 3BB, 11K).

PRO CAREER

1996: Began season in Oakland's starting rotation...Made 21 straight starts and was 6-10 with a 6.10 ERA when he made his first relief appearance on July 30...17 of his last 19 appearances were in relief...Led A's with 12 losses...Won his first 2 starts, including combination 6-hit shutout on April 11 at Milwaukee...Went 4-10 with a 6.77 ERA over his next 19 starts, including a career-high 4-game losing streak May 31-June 21...As a starter was 6-11 with a 6.04 ERA (92 ER in 137.0IP) and 0-1 with 1 save and a 5.57 ERA (13 ER in 21.0IP) in 17 bullpen appearances...Ranked 4th in A.L. in double plays induced with 27.

1995: Shuttled between AAA Edmonton and Oakland all season...Was called up to A's four times...First call up came July 8, when he started Game 1 of doubleheader vs. Toronto...Was ejected in fourth inning with a 3-2 lead when his first pitch of the inning sailed behind Blue Jays' John Olerud (the A's Mark McGwire had been hit on the helmet by a David Cone pitch in the bottom of the third)...Was optioned back to Edmonton between games...Was recalled for

one day, July 28, without pitching...Pitched twice in relief (4.2 IP, 7 ER) on his third recall, August 1-6...Called up again on August 20 and won his first three starts, beating the Orioles 6-3 at Oakland the day he was recalled for his first major league win...Pitched 2-hit shutout to beat California 4-0 on September 18...Led A's staff with 3 pickoffs despite pitching in only 11 games...Finished third in the PCL with a 3.41 ERA.

1994: Began the season in relief at Huntsville but was promoted to AAA Tacoma on April 29 and moved into the starting rotation...Led Pacific Coast League with a 2.97 ERA and his .234 batting average against was lowest among PCL starting pitchers...Led Tacoma staff in ERA and complete games (2)...Combined to go 12-8 with a 2.72 ERA in 31 games.

1993: Was used primarily in relief and led AA Huntsville with 40 appearances...Allowed only 3 homers in 91.0 innings.

1992: Led the California League with 179.1 innings pitched, tied for second in wins (13) and was fifth in ERA (3.26)...Led Reno in wins, innings, starts (26), and complete games (4) and was second in strikeouts...His 13 wins tied for best in the A's farm system...Twice won California League "Player of the Week" honors...Spent most of the season at Reno in California League but finished the season at AA Huntsville.

1991: Led Madison with 12 wins and 104 strikeouts...Threw a no-hitter vs. Burlington on July 17, winning 3-0...Walked 1 with 7 strikeouts and threw just 83 pitches.

1990: Began career with Scottsdale A's...Walked only 9 in 44 innings before promotion to Class A Southern Oregon.

PERSONAL/MISCELLANEOUS

Single...Graduated from Nova HS in Ft. Lauderdale in 1986...Graduated from University of Virginia with psychology degree in 1990...Originally signed by Pat Sullivan of Oakland...Hobbies include golf and scuba diving.

YEAR	CLUB	W	L	ERA	G	GS	CG	SHO	SV	IP	H	R	ER	HR	BB	SO
1990	South Oregon-1	0	2	5.73	6	2	0	0	1	11.0	13	9	7	0	11	9
	Athletics	3	1	1.84	8	7	1	0	0	44.0	36	17	9	1	9	37
1991	Madison	12	6	3.23	38	14	1	1	2	128.1	108	59	46	5	54	104
1992	Reno	13	10	3.26	27	26	4	1	0	179.1	194	98	65	11	64	101
	Huntsville	0	0	3.94	3	1	0	0	0	16.0	21	11	7	0	5	4
	Huntsville	7	5	2.97	40	6	0	0	1	91.0	82	41	30	3	31	56
1993	Huntsville	3	0	1.20	9	0	0	0	0	15.0	16	2	2	1	12	9
1994	Huntsville	9	8	2.89	22	19	2	1	0	134.0	114	55	43	10	48	65
	Tacoma	9	5	3.41	23	21	0	0	0	132.0	148	55	50	8	43	70
1995	Edmonton	5	3	4.61	11	9	1	1	0	54.2	44	32	28	5	26	25
	OAKLAND	6	12	5.98	40	23	1	0	1	158.0	187	112	105	21	69	71
1996	OAKLAND	1	5	7.56	9	6	1	0	0	41.2	58	36	35	7	11	24
1997	Omaha-2	3	1	3.74	9	8	2	1	0	55.1	57	25	23	5	13	42
	Rochester-3															
Minor Lg. Totals		60	43	3.37	194	110	11	4	4	847.2	847	408	317	51	301	521
BALTIMORE Totals		-	-	-	-	-	-	-	-	-	-	-	-	-	-	-
American League		11	15	5.63	51	32	2	1	1	212.2	231	144	133	26	95	96
National League		-	-	-	-	-	-	-	-	-	-	-	-	-	-	-
ML Totals		11	15	5.63	51	32	2	1	1	212.2	231	144	133	26	95	96

1-Selected in the 16th round of the June 1990 free agent draft
2-Signed by Kansas City on March 14, 1997
3-Signed by the Orioles as a free agent on June 30, 1997

	1997 SEASON										LIFETIME									
	ERA	W-L	Sho	G	IP	H	ER	HR	ERA	W-L	Sho	G	IP	H	ER	HR	ERA	W-L	Sho	G
Total	-	-	-	-	-	-	-	-	5.63	11-15	1	51	212.2	231	132	13	5.63	11-15	1	51
Home	-	-	-	-	-	-	-	-	4.39	7-7	1	28	123.0	115	60	8	4.39	7-7	1	28
Away	-	-	-	-	-	-	-	-	7.32	4-8	0	23	89.2	116	72	11	7.32	4-8	0	23
Ana	-	-	-	-	-	-	-	-	2.86	2-3	1	5	37.2	32	12	1	2.86	2-3	1	5
Bal	-	-	-	-	-	-	-	-	4.02	3-1	0	7	31.1	31	14	2	4.02	3-1	0	7
Bos	-	-	-	-	-	-	-	-	11.27	1-3	0	5	12.2	20	16	4	11.27	1-3	0	5
Cws	-	-	-	-	-	-	-	-	7.50	0-0	0	3	12.0	19	10	4	7.50	0-0	0	3
Cle	-	-	-	-	-	-	-	-	5.40	1-1	0	5	13.1	15	8	1	5.40	1-1	0	5
Det	-	-	-	-	-	-	-	-	6.55	1-1	0	2	11.0	9	8	1	6.55	1-1	0	2
KC	-	-	-	-	-	-	-	-	4.42	1-1	0	4	18.1	20	9	1	4.42	1-1	0	4
Mil	-	-	-	-	-	-	-	-	5.46	1-1	0	3	19.2	18	12	1	5.46	1-1	0	3
Min	-	-	-	-	-	-	-	-	0.00	0-0	0	3	2.1	1	0	0	0.00	0-0	0	3
NY	-	-	-	-	-	-	-	-	2.93	0-1	0	4	15.1	12	5	1	2.93	0-1	0	4
Oak	-	-	-	-	-	-	-	-	15.75	0-1	0	4	12.0	21	21	2	15.75	0-1	0	4
Sea	-	-	-	-	-	-	-	-	5.01	1-1	0	4	19.2	24	11	1	5.01	1-1	0	4
Tex	-	-	-	-	-	-	-	-	8.59	0-1	0	2	7.1	9	7	1	8.59	0-1	0	2
Tor	-	-	-	-	-	-	-	-	5.79	5-7	0	20	77.2	81	50	1	5.79	5-7	0	20
AL East	-	-	-	-	-	-	-	-	5.34	3-3	0	18	65.2	73	39	1	5.34	3-3	0	18
AL Central	-	-	-	-	-	-	-	-	5.71	3-5	1	13	69.1	77	44	1	5.71	3-5	1	13
AL West	-	-	-	-	-	-	-	-	6.17	5-10	0	19	109.1	127	75	1	6.17	5-10	0	19
PRE ASG	-	-	-	-	-	-	-	-	5.05	6-5	1	32	103.1	104	58	1	5.05	6-5	1	32
POST ASG	-	-	-	-	-	-	-	-	5.52	2-2	0	5	29.1	29	18	1	5.52	2-2	0	5
April	-	-	-	-	-	-	-	-	4.81	2-4	0	6	39.1	38	21	1	4.81	2-4	0	6
May	-	-	-	-	-	-	-	-	7.57	1-3	0	5	27.1	36	23	1	7.57	1-3	0	5
June	-	-	-	-	-	-	-	-	6.80	1-1	0	7	31.2	51	24	1	6.80	1-1	0	7
July	-	-	-	-	-	-	-	-	3.90	3-2	0	15	50.2	38	22	1	3.90	3-2	0	15
August	-	-	-	-	-	-	-	-	6.55	2-3	1	13	34.1	39	25	1	6.55	2-3	1	13
Sept/Oct	-	-	-	-	-	-	-	-	-	-	-	-	-	-	-	-	-	-	-	-
Atl	-	-	-	-	-	-	-	-	-	-	-	-	-	-	-	-	-	-	-	-
Fla	-	-	-	-	-	-	-	-	-	-	-	-	-	-	-	-	-	-	-	-
Mon	-	-	-	-	-	-	-	-	-	-	-	-	-	-	-	-	-	-	-	-
NY	-	-	-	-	-	-	-	-	-	-	-	-	-	-	-	-	-	-	-	-
Phi	-	-	-	-	-	-	-	-	-	-	-	-	-	-	-	-	-	-	-	-
NL East	-	-	-	-	-	-	-	-	-	-	-	-	-	-	-	-	-	-	-	-

BATTING RECORD												
YEAR	AVG	AB	R	H	2B	3B	HR	RBI	BB	SO	SB	CS
1997 Totals	-	-	-	-	-	-	-	-	-	-	-	-
Career Totals	-	-	-	-	-	-	-	-	-	-	-	-
Post Season Totals	-	-	-	-	-	-	-	-	-	-	-	-

FIELDING							
P	PCT	G	PO	A	E	DP	
1996	.944	11	6	11	1	0	
1997	.958	40	16	30	2	7	
Career	.955	51	22	41	3	7	

LIFETIME BY BALLPARK									
DOUG JOHNS	ERA	W	L	S	G	IP	H	ER	HR
Anaheim Stadium	2.35	1	1	0	2	15.1	13	4	1
Oriole Park at Camden Yards	3.46	2	0	0	3	13.0	13	5	4
Fenway Park	25.20	0	3	0	3	5.0	16	14	1
Comiskey Park	8.44	0	0	0	1	5.1	10	5	0
Jacobs Field	9.64	0	1	0	3	4.2	9	5	2
Tiger Stadium	13.50	0	1	0	1	4.0	6	6	0
Ewing M. Kauffman Stadium	0.00	0	0	0	1	4.1	3	0	0
County Stadium	6.00	1	0	0	2	12.0	12	8	1
Hubert H. Humphrey Metrodome	0.00	0	0	0	1	0.1	0	0	0
Yankee Stadium	2.70	0	0	0	1	6.2	3	2	1
Oakland-Alameda County Coliseum	4.39	7	7	1	28	123.0	115	60	11
The Kingdom	12.19	0	1	0	3	10.1	18	14	3
The Ballpark in Arlington	10.39	0	1	0	2	8.2	13	10	2

ALL-TIME ORIOLES RECORD BY MONTH


April	May	June	July	August	September	October*
373-377	629-546	631-566	641-543	653-569	630-528	41-32
.496	.535	.527	.541	.534	.544	.562

*regular season only

SCOTT ANDREW KAMIENTECKI

RHP—#30

Born: April 19, 1964
 Opening Day Age: 33
 Height: 6'0" Weight: 200
 Bats: R Throws: R
 Birthplace/Residence: Born in Mt. Clemens, MI...Resides in Flint, MI
 Contract Status: Signed thru 1999 with option for 2000
 M.L. Service: 6 years, 58 days
 Acquired: January 22, 1997; signed by the Orioles as a free agent...On December 5, 1997 was signed to a 2-year contract with a 3rd year option



GAME HIGHS & STREAKS

LOW-HIT GAME: 2, June 29, 1994 at Boston...STRIKEOUT HIGH: 8, three times, most recently on August 24, 1997 vs Minnesota...WALK HIGH: 6, 3 times, most recently May 12, 1996 at Chicago...HOME RUNS ALLOWED: 3, twice, most recently July 25, 1997 at Minnesota...WINNING STREAK: 4 games, twice, most recently April 22-May 31, 1994...LOSING STREAK: 5 games, May 31-July 4, 1992

1997

- Matched his career-high with 10 wins...Scott pitched at least 6.0 innings in 18 of his 30 starts and he turned in 17 "Quality Starts" (6.0 or more IP, 3 or fewer ER).
- He set major league career-highs in Strikeouts (109) and Starts (30) and his 179.1 Innings Pitched was the second highest total of his career.
- Scott was tied for 6th in the league with 6 pickoffs...He made 215 pickoff throws on the year, 3rd most in the league and he averaged 1.63 throws per baserunner, most in the league.
- The Orioles scored three or fewer runs in 13 of Kamieniecki's starts...The Orioles averaged 4.27 runs (85 in 179.1IP) when Scott was in the game, the 3rd lowest run support in the league behind only Toronto's Williams (3.19) and Kansas City's Appier (3.97).
- On August 15 at Oriole Park, Scott and the Orioles defeated Randy Johnson and the Mariners, 4-3 in the first game of a day/night split doubleheader (7IP, 5H, 1ER)...Struck out a season-high 8 batters on August 24 vs. the Twins.
- On October 13 at Cleveland, Scott tossed 5.0 shutout innings and earned the victory in Game 5 of the ALCS as Baltimore edged Cleveland, 4-2.

PRO CAREER

1996: Suffered through an injury plagued season with the Yankees...Following the '95 campaign he underwent surgery to remove bone chips in his right elbow and began the year on the disabled list...Was activated on April 24 and appeared in seven games for New York, five starts, before being optioned to AAA Columbus on May 26...Did not pitch at the major league level again in '96 as he made five starts at AAA Columbus and three outings at A Tampa.

1995: In a season plagued by injury he made 16 starts and a relief appearance...Only CG of the year came in a 6-1 win at Toronto on September 30 when the Yanks clinched the A.L. Wild Card...Was his first CG since a 3-1 loss at Toronto on June 12, 1994...In September went 3-1 with a 2.48 ERA in five starts...On May 5 he left his second start of the year after 14 pitches and was placed on the DL the next day with a strained right elbow...Did not pitch for the Yankees again until July 15 when he was activated...Made a couple of rehab starts at A Tampa and AAA Columbus...Won three straight starts, July 25-August 4, his longest winning streak of the season...Made only relief appearance on September 5 vs. Seattle...Made six "Quality Starts."

1994: Went 8-6 with a career-best 3.76 ERA...Best month was May when he was 2-0 with a 1.82 ERA in three starts...Opened the season with a 4-game winning streak, tying his career-high...Began the season in the bullpen before his first start on April 27...Made his last relief appearance of the year on May 21 against the Orioles...Started the season 4-0 with a 2.53 ERA through 10 appearances, four starts and finished the year going 4-6 with a 4.46 ERA in last 12 outings, all starts...Threw his only CG of the season in a 3-1 loss at Toronto

1998
Orioles

June 12...Yanks went 9-7 in his 16 starts...Twice made consecutive starts in which he allowed 1ER over 8IP...As a reliever he stranded 7 of 11 inherited runners.

1993: In his second full season in the majors he went 10-7 with a 4.08 ERA...Began the season with two straight starts before making 10 straight relief appearances...Optioned to AAA Columbus on June 2...Made one appearance for the Clippers, June 9 vs. Pawtucket, and earned a 3-1 victory...Recalled by the Yanks on June 13 and finished the season as a starter going 10-6 with a 3.86 ERA in his final 18 games...On June 19 he defeated the Twins with his first career CG victory...On August 15 he earned the win in a 1-0 victory against Baltimore in which a 16-year old fan, (yes this is true), reached over the fence and caught Mattingly's 8th inning HR... (we think you see the irony)...Extended his Yankee Stadium win streak to 12 games on August 21 and the streak was snapped on September 16...Guidry and Wickman are the only pitchers in the last 26 years to win 10 straight at Yankee Stadium...Pitched into the 7th inning in 15 of 20 starts.

1992: Started the season in the minors, rehabing from off-season neck surgery...Made three starts in the minors before being activated on April 28...Earned first win on May 15 and after that had string of nine winless starts...His 28 starts and 188 innings marked professional bests...Had four CG, all losses, and a 3.03 ERA in those efforts...Did not make a fielding error in 34 chances.

1991: Had contract purchased from AAA Columbus on June 17...At time of recall was 6-3 with a 2.38 ERA in 11 starts...Made ML debut on June 18 at Toronto, notching the victory...Placed on the disabled list on August 5 with a pulled muscle in his left upper back...Underwent successful cervical disk surgery on October 10 to repair disk on left side of his neck...Surgery was performed by Dr. Michael Schafer at Northwestern University Hospital in Chicago.

1990: Spent the season at AA Albany and allowed just 113 hits in 132 innings...Led the club in walks (61) and strikeouts (99)...In final six starts of the year he was 3-2 with a 1.70 ERA...Suffered the loss in his only post-season appearance.

1989: Spent the season at AA Albany...T3rd on the club with 6 CG, 2nd with 3 SHO...Led Eastern League with 140 strikeouts...Averaged 8K per 9IP, 2nd best ratio in the league.

1988: Split the year between Class A Prince William and Ft. Lauderdale...Tied for Carolina League lead with seven CG and was the league leader among starting pitchers with a .200 BA against.

1987: Split his first professional season between Class A Prince William and AA Albany...Started the year at Albany and finished the year in Prince William...Named to Carolina League All-Star Team.

PERSONAL/MISCELLANEOUS

Married to the former Rita Lane (11/4/89)...Two children: Matthew Scott (9/23/91) and Alan Scott (12/7/93)...Originally signed by Dick Grouch of the Yankees...Earned a B.A. in physical education from the University of Michigan where he played baseball...Was a four-year letterman...Named to All-Big Ten First Team in '84, Academic All-Big Ten in '86 and Pre-Season All-American in '85...Jim Abbott was his road roommate at Michigan...College teammates included Barry Larkin, Chris Sabo and Hal Morris...Played baseball and football at Redford St. Mary's HS in Detroit...Played Babe Ruth League and Little League ball as a youngster...Hobbies include doing crossword puzzles and working on the computer...Lists his two greatest thrills in baseball as winning his major league debut in 1991 and winning Game 5 of the '97 ALCS at Cleveland...Was a 1997 spokesman for the Maryland Society for Sight, which raises awareness for helmet safety...Returned to Baltimore this past off-season to take part in the Orioles Winter Caravans and the annual FanFest.

YEAR	CLUB	W	L	ERA	G	GS	CG	SHO	SV	IP	H	R	ER	HR	BB	SO
1987	Albany-1,2,3	1	3	5.35	10	7	0	0	0	37.0	41	25	22	0	33	19
	Prince William	9	5	4.17	19	19	1	0	0	112.1	91	61	52	7	78	84
1988	Prince William	6	7	4.40	15	15	#7	2	0	100.1	115	62	49	0	50	72
	Fort Lauderdale	3	6	3.62	12	11	1	1	0	77.0	71	36	31	0	40	51
1989	Albany	10	9	3.70	24	23	6	3	1	151.0	142	67	62	13	57	140
1990	Albany	10	9	3.20	22	21	3	1	0	132.0	113	55	47	5	61	99
1991	Columbus	6	3	2.36	11	11	3	1	0	76.1	61	25	20	2	20	58
	NEW YORK	4	4	3.90	9	9	0	0	0	55.1	54	24	24	8	22	34
1992	Fort Lauderdale	1	0	1.29	1	1	1	0	0	7.0	8	1	1	0	0	3
	Columbus	1	0	0.69	2	2	0	0	0	13.0	6	1	1	1	1	4
	NEW YORK	6	14	4.36	28	28	4	0	0	188.0	193	100	91	13	74	88
1993	NEW YORK	10	7	4.08	30	20	2	0	1	154.1	163	73	70	17	59	72
	Columbus	1	0	1.50	1	1	0	0	0	6.0	5	1	1	0	0	4
1994	NEW YORK	8	6	3.76	22	16	1	0	0	117.1	115	53	49	13	59	71
1995	NEW YORK	7	6	4.01	17	16	1	0	0	89.2	83	43	40	8	49	43
	Tampa	1	0	1.80	1	1	0	0	0	5.0	6	2	1	0	1	2
	Columbus	1	0	0.00	1	1	0	0	0	6.2	2	0	0	0	1	10
1996	NEW YORK	2	1	1.17	3	3	1	0	0	23.0	20	6	3	1	4	17
	Columbus	2	1	5.64	5	5	2	0	0	30.1	33	21	19	4	8	27
	NEW YORK	1	2	11.12	7	5	0	0	0	22.2	36	30	28	6	19	15
1997	BALTIMORE-4	10	6	4.01	30	30	0	0	0	179.1	179	83	80	20	67	109
Minor Lg. Totals		54	44	3.58	127	121	25	8	1	777.0	714	363	309	33	357	598
BALTIMORE Totals		10	6	4.01	30	30	0	0	0	179.1	179	83	80	20	67	109
American League		46	45	4.26	143	124	8	0	1	806.2	823	659	382	85	349	432
National League		-	-	-	-	-	-	-	-	-	-	-	-	-	-	-
ML Totals		46	45	4.26	143	124	8	0	1	806.2	823	659	382	85	349	432

*Led league

#Tied for league lead

1-Selected by Detroit in 2nd round of 1982 Draft, but did not sign.

2-Selected by Milwaukee in 23rd round of 1985 Draft, but did not sign.

3-Selected and signed by Yankees in 14th round of 1986 Draft.

4-Signed by the Orioles as a free agent on 1/22/97.

DIVISION SERIES		W	L	ERA	G	GS	CG	SHO	SV	IP	H	R	ER	HR	BB	SO
1995	NY vs Sea	0	0	7.20	1	1	0	0	0	5.0	9	5	4	1	4	4
1997	Bal vs Sea															
Totals		0	0	7.20	1	1	0	0	0	5.0	9	5	4	1	4	4
Did Not Play																
LCS		W	L	ERA	G	GS	CG	SHO	SV	IP	H	R	ER	HR	BB	SO
1997	Bal vs Cle	1	0	0.00	2	1	0	0	0	8.0	4	0	0	0	2	5
Totals		1	0	0.00	2	1	0	0	0	8.0	4	0	0	0	2	5

1997 SEASON										LIFETIME									
	ERA	W-L	Sho	G	IP	H	ER	HR	ERA	W-L	Sho	G	IP	H	ER	HR	ERA	W-L	Sho
Total	4.01	10-6	0	30	179.1	179	80	20	4.26	46-45	1	143	806.2	823	382	85	4.26	46-45	1
Home	3.41	6-3	0	17	105.2	98	40	10	4.10	27-18	0	75	427.2	434	195	45	4.10	27-18	0
Away	4.89	4-3	0	13	73.2	81	40	10	4.44	19-27	1	68	379.0	389	187	40	4.44	19-27	1
Ana	3.60	0-2	0	3	20.0	17	8	0	4.79	2-7	0	12	71.1	76	38	6	4.79	2-7	0
Bal	-	-	-	-	-	-	-	-	3.10	2-3	0	9	49.1	43	17	4	3.10	2-3	0
Bos	7.36	0-1	0	2	11.0	15	9	2	4.93	1-8	0	12	73.0	79	40	8	4.93	1-8	0
Cws	2.19	0-0	0	2	12.1	11	3	0	4.96	1-1	0	9	45.1	46	25	6	4.96	1-1	0
Cle	1.50	0-0	0	1	6.0	6	1	0	4.26	3-2	0	9	52.2	56	25	9	4.26	3-2	0
Det	3.86	1-0	0	2	14.0	12	6	1	3.78	4-3	0	13	64.1	70	27	4	3.78	4-3	0
KC	8.36	0-0	0	3	14.0	17	13	2	5.54	2-2	0	9	52.0	56	32	3	5.54	2-2	0
Mil	-	-	-	-	-	-	-	-	3.15	4-4	0	11	65.2	56	23	1	3.15	4-4	0
Min	3.86	3-1	0	4	23.1	18	10	4	4.34	7-4	0	13	78.2	79	38	11	4.34	7-4	0
NY	4.50	1-1	0	2	10.0	12	5	1	4.50	1-1	0	2	10.0	12	5	1	4.50	1-1	0
Oak	-	-	-	-	-	-	-	-	4.55	4-2	1	12	55.1	58	28	11	4.55	4-2	1
Sea	1.29	1-0	0	2	14.0	12	2	1	3.28	7-2	0	12	74.0	68	27	7	3.28	7-2	0
Tex	1.35	1-0	0	1	6.2	3	1	0	5.64	2-3	0	6	30.1	33	19	2	5.64	2-3	0
Tor	3.55	2-1	0	4	25.1	25	10	4	3.77	5-3	0	10	62.00	60	26	7	3.77	5-3	0
AL East	4.48	4-3	0	10	60.1	64	30	8	4.00	13-18	0	46	258.2	264	115	24	4.00	13-18	0
AL Central	4.36	3-1	0	10	55.2	52	27	6	4.37	17-13	0	51	294.1	293	143	30	4.37	17-13	0
AL West	2.43	2-2	0	6	40.2	32	11	1	4.36	15-14	1	42	231.0	235	112	26	4.36	15-14	1
PRE ASG	3.92	6-4	0	16	96.1	92	42	12	4.56	20-22	1	77	392.1	413	199	43	4.56	20-22	1
POST ASG	4.12	4-2	0	14	83.0	87	38	8	3.98	26-23	0	66	414.1	410	183	42	3.98	26-23	0
April	3.41	2-0	0	5	29.0	21	11	3	3.93	5-1	1	18	77.2	76	34	8	3.93	5-1	1
May	3.58	2-2	0	5	32.2	32	13	3	4.54	5-7	0	28	127.0	132	64	12	4.54	5-7	0
June	4.34	2-2	0	5	29.0	30	14	3	4.87	7-10	0	23	136.2	147	74	14	4.87	7-10	0
July	5.14	1-1	0	5	28.0	35	16	8	4.22	12-11	0	29	183.1	191	86	28	4.22	12-11	0
August	3.73	2-0	0	5	31.1	28	13	1	4.03	10-8	0	23	145.1	133	65	12	4.03	10-8	0
Sept/Oct	3.99	1-1	0	5	29.1	33	13	2	3.88	7-8	0	22	136.2	144	59	11	3.88	7-8	0
All	-	-	-	-	-	-	-	-	-	0-0	0	1	5.0	8	3	0	-	-	-
Fla	5.40	0-0	0	1	5.0	8	3	0	5.40	1-0	0	1	5.0	8	3	0	5.40	1-0	0
Mon	3.60	1-0	0	1	5.0	6	2	1	3.60	1-0	0	1	5.0	6	2	1	3.60	1-0	0
NY	3.86	0-0	0	1	7.0	8	3	1	3.86	0-0	0	1	7.0	8	3	1	3.86	0-0	0
Phi	6.35	0-0	0	1	5.2	9	4	3	6.23	0-0	0	1	5.2	9	4	3	6.23	0-0	0
NL East	4.76	1-0	0	4	22.2	31	12	5	4.76	1-0	0	4	22.2	31	12	5	4.76	1-0	0

BATTING RECORD

YEAR	AVG	AB	R	H	2B	3B	HR	RBI	BB	SO	SB	CS
1997 Totals	.000	2	0	0	0	0	0	0	0	2	0	0
Career Totals	.000	2	0	0	0	0	0	0	0	2	0	0
Post Season Totals	-	-	-	-	-	-	-	-	-	-	-	-

FIELDING

P	PCT	G	PO	A	E	DP
1991	1.000	9	5	9	0	0
1992	1.000	28	15	19	0	3
1993	1.000	30	17	23	0	1
1994	.962	22	8	17	1	1
1995	1.000	17	3	10	0	2
1996	1.000	7	0	4	0	0
1997	.938	30	15	30	3	4
Career	.977	143	63	109	4	11

LIFETIME BY BALLPARK

SCOTT KAMENIECKI

	ERA	W	L	S	G	IP	H	ER	HR
Anaheim Stadium	2.97	1	3	0	6	39.1	38	13	2
Oriole Park at Camden Yards	3.21	7	4	0	21	131.2	120	47	12
Fenway Park	7.17	0	5	0	7	37.2	46	30	7
Comiskey Park	5.96	0	1	0	5	22.2	18	15	3
Jacobs Field	1.46	1	0	0	2	12.1	11	2	1
Cleveland Stadium	3.86	0	2	0	2	14.0	12	6	2
Tiger Stadium	4.50	1	2	0	5	16.0	17	8	2
Ewing M. Kauffman Stadium	5.65	1	2	0	5	28.2	33	18	1
County Stadium	2.58	2	3	0	5	38.1	29	11	0
Hubert H. Humphrey Metrodome	5.16	2	1	0	4	22.2	27	13	4
Yankee Stadium	4.32	22	15	0	59	327.0	343	157	36
Oakland-Alameda County Coliseum	3.55	1	1	1	6	25.1	26	10	4
The Kingdome	4.29	4	1	0	6	35.2	35	17	5
The Ballpark in Arlington	81.08	0	1	0	1	0.2	6	6	2
Arlington Stadium	8.18	0	2	0	2	11.0	16	10	0
Skydome	3.72	4	2	0	6	38.2	38	16	4

JAMES (JIMMY) EDWARD KEY LHP—#21

Born: April 22, 1961

Opening Day Age: 36

Height: 6'1"

Weight: 190

Bats: R

Throws: L

Birthplace/Residence: Born in Huntsville, AL...

Resides in Tarpon Springs, FL

Contract Status: Signed thru '98

M.L. Service: 14 years, 0 days

Acquired: December 8, 1996; signed as a free agent by the Orioles to a two-year contract



GAME HIGHS & STREAKS

LOW-HIT GAME: 1, twice, April 27, 1993 at Cleveland and May 22, 1986 vs. Chicago... STRIKEOUT HIGH: 10, 3 times, most recently September 18, 1993 vs. Boston... WALK HIGH: 6, 3 times, most recently April 20, 1997 at Boston... HR ALLOWED: 4, May 6, 1986 vs. Oakland... WINNING STREAK: 11 games, April 14, 1994-June 27, 1994... LOSING STREAK: 7 games, June 25, 1989-August 3, 1989

1997

- Jimmy got off to a torrid start for the Orioles, winning his first eight decisions...He became the 4th pitcher in Orioles history to get off to an 8-0 start, joining Dave McNally (15-0 in 1969), Hoyt Wilhelm (9-0 in 1959) and Arthur Rhodes (9-0, in 1996).
- Key surpassed the 200 innings pitched mark for the first time since 1993 and the 8th time in his career...He was 9th in the league in ERA (3.43) and T6th in Wins (16).
- Replaced the injured Mike Mussina as the Orioles Opening Day starter...He was the first left-hander to start on Opening Day for the Orioles since Jeff Ballard in 1991...He defeated the Royals 4-2 to improve to 7-0 in seven career Opening Day starts.
- On April 13 he blanked the Texas Rangers 9-0 at Camden Yards...It was his first complete game since May 6, 1994 and his first shutout since May 28, 1993.
- On the final day of the season, September 28 at Milwaukee, he yielded a grand slam to Jeromy Burnitz...It was the first grand slam that Key has given up in his career, spanning 2511 innings.
- Through his first 14 starts of the year Key was 11-1 with a 2.47 ERA (91IP, 89H, 25ER) and the Orioles averaged 6.0 runs in his starts (14 starts/84 runs)...In his final 20 starts he went 5-9 with a 4.15 ERA (121.1IP, 121H,

56ER) and the Orioles averaged 3.8 runs in his starts (20 starts/76 runs).

- Jimmy was named to the All-Star Team, however, due to the fact that he was getting married on the day of the game, he removed himself from the team...He donated his \$50,000 All-Star bonus to charity.
- He pitched at least 6.0 innings in 24 of 34 starts and he allowed 0 or 1 earned run in 17 outings...June 18-28 he lost three consecutive starts for the first time since August 23-September 2, 1992.
- On the road he went 10-2 with a 2.98 ERA (111.2IP, 115H, 37ER)...At home he was 6-8 with a 3.93 ERA (100.2IP, 95H, 44ER)...In his final 11 home starts he went 1-8 with a 5.21 ERA (65.2IP, 67H, 38ER) and he won just once since May 7 at Camden Yards.
- On October 13 in Game 5 of the ALCS at Cleveland, Jimmy tossed 3.0 hitless innings in relief...It was his first relief appearance since 10/24/92 when he won the deciding Game 6 of the World Series in relief for Toronto.

PRO CAREER

1996: After undergoing rotator cuff surgery in '95, Jimmy started the season as a member of the Yankees' starting rotation...In his first appearance since May 15, 1995, he took the loss at Texas on April 6 and had his string of 11 consecutive road wins snapped...On April 11 vs. Kansas City at Yankee Stadium he earned his first victory since April 26, 1995...He left the game after warming up for the sixth inning with slight stiffness in his shoulder...On May 17 he was placed on the 15-day disabled list with stiffness in his left shoulder...Was reinstated from the D.L. on May 31 after making two starts in the Florida State League...From June 11-26 was back on the disabled list with a strained left calf muscle...On May 31, the night he was first activated, he defeated the Athletics in Oakland, to snap a string of six straight starts without a victory...It marked his first road win since August 5, 1995 at Minnesota...Had a streak of 20 consecutive scoreless innings snapped in the second inning of a July 11 start at Camden Yards...Since 1958 only 10 other Yankee starters have put together longer scoreless consecutive innings strings, led by Whitey Ford's 28 in 1958...Key also tossed 23 straight scoreless frames in 1993...His 20-inning scoreless string was tied for the second longest in the league in '96 (NY's Rivera went 26.2 and Gooden went 20)...It is the longest streak among active pitchers...During the last three months of the season, Jimmy went 9-5...On the year he limited left-handed hitters to a .168 (16-95) batting average and from the 7th inning on, opponents batted only .190 (8-42) against him...Jimmy allowed only 25% (2 SB, 6 CS) of would be base stealers to be successful...It was the best among A.L. pitchers...Was the winning pitcher in Game 3 of the A.L.C.S., defeating Mussina at Oriole Park, 5-2...Won Game 6 of the World Series in New York against the Braves to give the Yankees their first World Series title since 1978...Was also the winning pitcher in the decisive Game 6 of the 1992 World Series for Toronto, in relief, at Atlanta.

1995: Went 1-2 in five starts before his season was ended due to a rotator cuff injury in his left shoulder...Made the fewest appearances of his pro career...Was placed on the disabled list on May 20, retroactive to May 17 and on July 7 he was transferred to the 60-day DL...On July 5, Dr. James Andrews performed arthroscopic surgery in Birmingham, AL to repair a small tear of the left rotator cuff...It was the 4th time that arthroscopic surgery had been performed on his left shoulder: 10/19/94, removed a bone spur to relieve inflammation...10/24/89, repaired a partial tear of the rotator cuff...5/4/88, removed floating bone chips...On April 26 vs Texas he defeated the Rangers to improve his career Opening Day mark to 6-0 with a 3.05 ERA in six starts...Became first Yankee pitcher to make three straight Opening Day starts since Ron Guidry, 1982-84...Became first Yankee to win three straight openers since Mel Stottlemyre, 1967-69...On May 16 vs Cleveland, his last start of the year, Key was tagged for seven runs in the Yankees 10-5 loss...It was the first time he allowed seven runs in a game since Aug 7, 1993 at Detroit and the loss snapped an 11-game winning streak that New York had over Cleveland.

1994: Was named American League "Pitcher of the Year" by The Sporting News after going 17-4 with a 3.27 ERA...His 17 wins led the majors and he put together an 11-game winning streak, April 14-June 27...Was the first Yankee to lead the loop in wins since Ron Guidry with 22 in 1985...Was named the left-handed pitcher on the Associated Press Post-Season All-Star Team...Received a Players Choice Award as the league's best pitcher in a vote of his peers...Finished 2nd in the Cy Young balloting behind Kansas City's Cone in the 5th closest vote in history (108-96)...Placed 4th in '95 and 2nd in '87...Finished 6th in the Most Valuable Player voting...Did not lose consecutive decisions all season...In the 3-1 victory over Boston on May 6 he threw his only CG of the

1998
Orioles

season...On June 6 at Texas was the winning pitcher in the Yankees' first game at The Ballpark in Arlington...Made 300th career start on June 21, a win vs. Minnesota...Suffered a 12-6 defeat on July 2 vs. Seattle, snapping his career-best 11-game winning streak (April 14 - June 27)...On July 26 vs. Boston he suffered a 12-7 loss after being handed a 5-0 first inning lead...It was the first time in his career that he lost after having a five run lead...Made 18 "Quality Starts"...The Yanks averaged 7.45 runs per 9 innings when Jimmy was on the mound, the best run support in the majors...Became the first major leaguer to have 16 wins by the end of July since Atlanta's Glavine in 1992, the first in the A.L. since Minnesota's Viola in 1988 and the first Yankee since Ford in 1963...Was the starting pitcher for the American League at the All-Star Game in Pittsburgh...First Yankee to start an All-Star Game since Mel Stottlemyre in '69...Following the season (Oct. 19) underwent arthroscopic surgery to remove a bone spur in his left shoulder.

1993: Finished 4th in the Cy Young balloting behind McDowell, Johnson and Appier...Was the A.L. "Pitcher of the Month" in April, going 3-0 with a 0.93 ERA...On April 21 at Oakland, Rickey Henderson led off the 4th inning with a home run, snapping Key's 23-inning scoreless streak that began on April 5...It was the longest such streak of his career...Previous longest was 21 innings in 1991 with Toronto...Was the Yanks 9th consecutive different Opening Day starter...On April 27 at California, Key tossed his second career 1-hitter...Recorded his second shutout and second complete game of the year on May 28 vs. the White Sox...Was named the left-hander on The Sporting News All-Star Team...His 18 victories were second most in the A.L. behind Seattle's Johnson (19)...Yanks went 24-10 in his 34 starts...Was 11-3 in 22 starts after Yankee losses...Made 27 "Quality Starts"...Matched his career-high with 10K in 4-3 win over Boston on September 18...Led the A.L. in fewest walks per 9IP (1.6)...Became the 5th Yankee pitcher to win at least 17 games in his first season with the team...Began the year 11-2 to earn his 3rd All-Star Game appearance...Pitched one inning in the Mid-Summer Classic at Camden Yards...Walked just six left-handed hitters in 133 AB.

1992: Was one of four Blue Jays starters to post double figures in wins...Only two of the 24 homers allowed were by lefties (Griffey and Baines)...Posted a 5-1 record with a 2.22 ERA during Toronto's September stretch run...Tossed three scoreless relief innings in A.L.C.S. vs. Oakland...Made one start and one relief appearance vs. Atlanta in the World Series and was 2-0 with a 1.00 ERA, including a win in the sixth and decisive game at Atlanta in relief...His 13 wins were third most among A.L. left-handers...Finished his career in Toronto as the winningest lefty in Jays' history...Third on the Blue Jays all-time roster in wins (116), innings pitched (1695.2), strikeouts (944), starts (250), shutouts (8) and ERA (3.42).

1991: Tossed a 2-hit shutout over the Brewers on April 14, leading to a 4-0 April with a 1.86 ERA...From May 12-June 13 won six straight decisions...Made 200th career start on June 29 vs. Seattle...On June 16 vs. Cleveland he tossed another 2-hit shutout...From June 13-30 he had a string of 33.1 walkless innings...In June went 3-1 with a 1.65 ERA, earning Blue Jays "Pitcher of the Month" honors...Named to his 2nd American League All-Star Team...Was the winning pitcher in the All-Star Game played July 9 at Toronto's Skydome...Earned his 100th career victory on August 26 at Baltimore.

1990: Went 4-1 in his first six starts...On May 22 vs. Oakland he pulled a muscle in his right hamstring landing him on the disabled list from May 23 to June 22...Included was a three start rehab stint in Dunedin...Went 3-1 in August, earning team "Pitcher of the Month" honors...On September 14 vs. the Orioles he pitched 5.0 innings of no-hit ball before leaving the game with a twinge in his right hamstring...After his return from the DL, went 7-5 with a 2.95 ERA in 17 starts...Held lefties to a .182 batting average.

1989: Was the Jays Opening Day starter for the third straight year...Won the opener at KC on April 3 and beat the Royals again on April 14 in Toronto's final home opener at Exhibition Stadium...Pitched back-to-back complete games on May 10 and May 15 vs. Seattle and Cleveland...Won a season-best four straight, May 10-26...Held opponents to 3ER or less in 9 of first 12 starts...Was the Blue Jays starter in the Skydome opener on June 5 vs. the Brewers and was the losing pitcher in Toronto's 5-3 defeat...From May 31 to August 3 went 1-11 with a 5.74 ERA in 13 starts, included was a career-high 7-game losing streak...Was on the disabled list from August 4-19 with mild inflammation of his left shoulder...Upon return from the shelf went 4-0 in his first four starts and was 6-1 in nine starts after return...Was the winning pitcher in Game 3 of the A.L.C.S. vs. Oakland on October 6, the Jays only win of the series...Led the league in fewest walks per 9IP (1.1)...On October 24 he underwent arthroscopic

surgery on his left shoulder to repair a partial tear of the rotator cuff.

1988: Won the season opener at Kansas City becoming the first Blue Jay to win consecutive home Opening Day assignments...Placed on the 15-day disabled list on April 15 with swelling of his left elbow...Underwent arthroscopic surgery on May 4...Dr. James Andrews removed floating bone chips...Moved to 21-day DL on May 16...Was on a rehabilitation assignment at Class A Dunedin, June 10-29...Won first four starts after being activated...Won club's "Player of the Month" honors for July...Finished among the league leaders in winning percentage (4th, .706) and shutouts (T8th, 2)...Following the season he toured Japan with a team of Major League All-Stars.

1987: Won 17 games, led the league with a 2.76 ERA and finished 2nd in the Cy Young Award balloting to Clemens...Named to Baseball America's A.L. All-Star Team...Was the Blue Jays "Pitcher of the Year" and earned club "Player of the Month" honors three times...Enjoyed an 8-game winning streak, July 16-Sept 25...Allowed 3 ER or less in 30 of 36 starts...Posted career-highs in wins, innings pitched, strikeouts and ERA...Averaged a team best 7.1 innings per start...Named Alabama's Pro Athlete of the Year.

1986: After starting 0-3 with a 13.05 ERA through his first seven starts, went 14-8 with a 2.70 ERA the rest of the way...Tossed first career shutout on May 22 vs. the White Sox with a 1-hit gem...Only hit was a 5th inning single by Guillen...Was team's "Pitcher of the Month" for June...Matched his career-high with 10 strikeouts vs. Seattle on July 10...Finished 15th in the A.L. in starts (35) and was 11th in ERA (3.57)...Was 9-4 against clubs with a .500 record or better...Allowed 1 HR to a left-handed hitter (Rich Gedman).

1985: First year in the starting rotation...Made starting debut April 12 at Baltimore and suffered a 7-2 loss...On May 1 beat the Angels 6-3, becoming the first Blue Jays lefty starter to win since Paul Mirabella on Oct. 4, 1980 at Boston, a span of 614 games...On May 20 vs. Chicago he tossed his first career complete game, topping the Sox 6-1...From May 1-June 27 he won six straight decisions...On June 6 vs. Detroit carried a no-hitter into the 9th inning and left after the 10th tossing 2-hit shutout ball...June 1-16 threw 18 straight shutout innings...Named to the A.L. All-Star Team for the first time and retired his only batter faced...Ranked among A.L. leaders in ERA (4th, 3.00), winning percentage (5th, .700) and fewest walks per 9IP (10th, 2.1)...Did not lose consecutive starts all season.

1984: Was a non-roster spring invitee...Spent his first major league season in the bullpen...Was the only rookie to remain on the Jays 25-man roster all season...Made major league debut on April 6 at California, earning an 11-5 victory...His first big league save came on April 13 at Texas in a 3-2 win...Set the club record for rookie saves (10) and the team record for games (63), 9th best in the league.

1983: Started the season at AA Knoxville...Was 2-1 with a 0.70 ERA in April, earning organizational "Pitcher of the Month" honors...Threw a two-hitter on April 14 at Savannah.

1982: Began professional career at Medicine Hat and was later promoted to Florence...Used strictly as a starter...In 14 starts on the year he was 7-3 with 74 strikeouts in 89.1 innings of work.

PERSONAL/MISCELLANEOUS

Married to the former Karin Kane (7/8/97)...One child: Jordan April (11/29/89)...Originally signed by Tim Wilken of the Blue Jays...Graduated from Butler High School in Alabama...Majored in Parks and Recreation Administration at Clemson University...Was an All-Conference player in 1982 at pitcher and designated hitter...Led '82 club in innings pitched (116) and ERA (2.79), compiling a 9-3 record...Owned a career .300 batting average and a school record 21 doubles...Named team MVP, All-Atlantic Coast Conference pitcher/DH and was named to the All-Regional squad...Participated in College World Series as a freshman and in the Regionals twice...Hobbies include golf, hunting and fishing...Upon signing with the Orioles, donated \$5,000, matched by the Orioles, to provide the Salvation Army Boys and Girls Club with holiday gifts for needy children in the Baltimore area through the Toy Shop program and contributed \$5,000 to the Orioles RBI (Reviving Baseball in the Inner Cities) League program coordinated locally in conjunction with the Baltimore City Department of Parks and Recreation for children ages 13-15...In '97, he served as a chairman for the Cystic Fibrosis 65 Roses...In April of '97, he was honored with the Sington Award as Alabama's Professional Male Athlete of the Year, selected by the Alabama Sportswriters Association.

WINNINGEST ACTIVE PITCHERS

Roger Clemens	213	Fernando Valenzuela	173
Dennis Eckersley	193	Danny Darwin	163
Greg Maddux	184	Tom Glavine	153
Jimmy Key	180	Doug Drabek	149
Orel Hershiser	179	David Cone	148
Dwight Gooden	177	Kevin Gross	142
Mark Langston	174	Chuck Finley	142

YEAR	CLUB	W	L	ERA	G	GS	CG	SHO	SV	IP	H	R	ER	HR	BB	SO
1982	Medicine Hat-1	2	1	2.30	5	5	1	0	0	31.1	27	12	8	0	10	23
	Florence	5	2	3.72	9	9	0	0	0	58.0	59	33	24	10	18	48
1983	Knoxville	6	5	2.85	14	14	2	0	0	101.0	86	35	32	4	40	57
	Syracuse	4	8	4.13	16	15	2	0	0	89.1	87	58	41	14	33	71
1984	TORONTO	4	5	4.65	63	0	0	0	10	62.0	70	37	32	8	32	44
1985	TORONTO	14	6	3.00	35	32	3	0	0	212.2	188	77	71	22	50	88
1986	TORONTO	14	11	3.57	36	35	4	2	0	232.0	222	98	92	24	74	141
1987	TORONTO	17	8	2.76	36	36	8	1	0	261.0	210	93	80	24	66	101
1988	Dunedin	2	0	0.00	4	4	0	0	0	21.1	15	2	0	0	1	11
	TORONTO	12	5	3.29	21	21	2	2	0	131.1	127	55	48	13	30	85
1989	TORONTO	13	14	3.88	33	33	5	1	0	218.0	226	99	93	18	27	118
1990	Dunedin	2	0	2.50	3	3	0	0	0	18.0	21	7	5	0	3	14
	TORONTO	13	7	4.25	27	27	0	0	0	154.2	169	79	73	20	22	88
1991	TORONTO	16	12	3.05	33	33	2	2	0	209.1	207	84	71	12	44	125
1992	TORONTO	13	13	3.53	33	33	4	2	0	216.2	205	88	85	24	59	117
1993	NEW YORK-2	18	6	3.00	34	34	4	2	0	236.2	219	84	79	26	43	177
1994	NEW YORK	17	4	3.27	25	25	1	0	0	168.0	177	68	61	10	52	97
1995	NEW YORK	1	2	5.64	5	5	0	0	0	30.1	40	20	19	3	6	14
1996	NEW YORK	12	11	4.68	30	30	0	0	0	169.1	171	93	88	21	58	118
1997	BALTIMORE-3	16	10	3.43	34	34	1	1	0	212.1	210	90	81	24	82	141
Minor Lg. Totals		21	16	3.10	51	50	5	0	0	319.0	295	147	110	28	105	227
BALTIMORE Totals		16	10	3.43	34	34	1	1	0	212.1	210	90	81	24	82	141
American League		180	114	3.49	445	378	34	13	10	2512.1	2441	1065	973	249	645	1485
ML Totals		180	114	3.49	445	378	34	13	10	2512.1	2441	1065	973	249	645	1485

1-Selected by Toronto in 3rd round of June 1982 free-agent draft
2-Acquired by New York Yankees on 12/10/92 as a free agent
3-Signed by the Orioles on 12/8/96 as a free agent

DIVISION SERIES		W	L	ERA	G	GS	CG	SHO	SV	IP	H	R	ER	HR	BB	SO
1996	NYY vs Tex	0	0	3.60	1	1	0	0	0	5.0	5	2	2	1	1	3
1997	Bal vs Sea	0	1	3.86	1	1	0	0	0	4.2	8	2	2	0	0	4
Totals		0	1	3.72	2	2	0	0	0	9.2	13	4	4	1	1	7
LCS		W	L	ERA	G	GS	CG	SHO	SV	IP	H	R	ER	HR	BB	SO
1985	Tor vs KC	0	1	5.19	2	2	0	0	0	8.2	15	5	5	1	2	5
1989	Tor vs Oak	1	0	4.50	1	1	0	0	0	6.0	7	3	3	1	2	2
1991	Tor vs Min	0	0	3.00	1	1	0	0	0	6.0	5	2	2	0	1	1
1992	Tor vs Oak	0	0	0.00	1	0	0	0	0	3.0	2	0	0	0	0	2
1996	NYY vs Bal	1	0	2.25	1	1	0	0	0	8.0	3	2	2	1	1	5
1997	Bal vs Cle	0	0	2.57	2	1	0	0	0	7.0	5	2	2	1	3	7
Totals		2	1	3.26	8	6	0	0	0	38.2	37	14	14	4	11	21

WORLD SERIES	W	L	ERA	G	GS	CG	SHO	SV	IP	H	R	ER	HR	BB	SO
1992 Tor vs Atl	2	0	1.00	2	1	0	0	0	9.0	6	2	1	0	0	6
1996 NYY vs Atl	1	1	3.97	2	2	0	0	0	11.1	15	5	5	0	5	1
Totals	3	1	2.66	4	3	0	0	0	20.1	21	7	6	0	5	7

ALL-STAR	W	L	ERA	G	GS	CG	SHO	SV	IP	H	R	ER	HR	BB	SO
1985 AL at Minn	0	0	0.00	1	0	0	0	0	0.1	0	0	0	0	0	0
1991 AL at Tor	1	0	0.00	1	0	0	0	0	1.0	1	0	0	0	0	1
1993 AL at Bal	0	0	9.00	1	0	0	0	0	1.0	2	1	1	0	0	1
1994 AL at Pitt	0	0	4.50	1	1	0	0	0	2.0	1	1	1	0	0	1
1997 AL at Cle															
Totals	1	0	4.15	4	1	0	0	0	4.1	4	2	2	0	0	3

ACTIVE INNINGS PITCHED LEADERS

Dennis Eckersley	3246.0
Roger Clemens	3040.0
Fernando Valenzuela	2930.0
Danny Darwin	2868.0
Mark Langston	2819.2
Orel Hershiser	2724.2
Greg Maddux	2598.1
Jimmy Key	2512.1
Kevin Gross	2487.2
Tom Candiotti	2452.2
Dwight Gooden	2446.2
Doug Drabek	2426.1
Mike Morgan	2338.0
Bret Saberhagen	2253.2

	1997 SEASON										LIFETIME									
	ERA	W-L	Sho	G	IP	H	ER	HR	ERA	W-L	Sho	G	IP	H	ER	HR	ERA	W-L	Sho	G
Total	3.43	16-10	1	34	212.1	210	81	24	3.49	180-114	13	445	2512.1	2441	973	249				
Home	3.93	6-8	1	16	100.2	95	44	15	3.64	86-66	7	228	1301.2	1273	526	134				
Away	2.98	10-2	0	18	111.2	115	37	9	3.32	94-48	6	217	1210.2	1168	447	115				
Ana	2.13	1-0	0	2	12.2	12	3	2	2.96	14-7	1	33	200.0	170	66	21				
Bal	-	-	-	-	-	-	-	-	3.80	12-10	0	31	166.0	177	70	14				
Bos	4.91	2-1	0	3	18.1	21	10	3	3.72	16-8	1	37	217.2	227	90	22				
Cws	1.29	1-0	0	1	7.0	6	1	0	2.51	19-7	2	35	211.1	168	59	19				
Cle	3.75	1-1	0	2	12.0	14	5	0	3.86	17-7	1	35	205.0	213	88	25				
Det	3.38	2-1	0	3	18.2	18	7	2	3.70	14-14	1	38	218.2	208	90	30				
KC	2.45	2-0	0	4	25.2	24	7	3	2.83	14-6	3	32	187.1	162	59	10				
Mil	5.82	0-2	0	3	17.0	24	11	3	3.56	12-14	1	35	197.0	185	78	22				
Min	1.29	0-0	0	1	7.0	8	1	1	2.62	8-3	0	22	110.0	109	32	6				
NY	7.79	1-1	0	3	17.1	22	15	1	3.56	13-8	0	34	189.2	201	75	12				
Oak	0.79	2-0	0	3	22.2	14	2	0	3.14	11-8	1	31	169.0	157	59	20				
Sea	6.00	1-1	0	3	15.0	18	10	4	4.61	13-9	1	36	185.1	201	95	24				
Tex	0.60	2-0	1	2	15.0	12	1	0	3.94	11-8	1	33	173.2	192	76	13				
Tor	4.50	0-1	0	1	4.0	3	2	2	4.43	5-3	0	10	61.0	57	30	8				
AL East	5.25	5-4	0	10	58.1	64	34	8	3.75	60-43	2	150	853.0	870	355	86				
AL Central	3.27	4-3	0	11	68.2	76	25	7	3.12	70-37	7	159	910.2	837	316	82				
AL West	2.20	6-1	1	10	65.1	56	16	6	3.66	49-32	4	133	728.2	720	296	78				
PRE ASG	2.55	12-4	1	18	116.1	109	33	10	3.37	101-59	11	253	1366.0	1384	505	133				
POST ASG	4.50	4-6	0	16	96.0	101	48	14	3.67	79-55	2	192	1146.1	1057	468	116				
April	2.48	4-0	1	5	32.2	32	9	3	3.55	30-13	4	62	355.0	327	140	35				
May	2.15	5-1	0	6	37.2	38	9	1	3.65	30-19	2	80	431.0	420	175	45				
June	3.32	2-3	0	6	38.0	34	14	5	2.96	27-19	3	70	404.0	389	133	29				
July	1.99	2-2	0	6	40.2	37	9	4	3.47	32-25	2	80	485.1	462	187	53				
August	5.05	1-2	0	6	35.2	35	20	9	4.02	28-23	0	73	387.0	398	173	48				
Sept/Oct	6.51	2-2	0	5	27.2	34	20	2	3.30	33-15	2	80	450.0	425	165	39				
All Fla	1.35	1-0	0	1	6.2	5	1	0	1.33	1-0	0	1	6.2	5	1	0				
Mon	1.23	0-1	0	1	7.1	3	1	1	1.23	0-1	0	1	7.1	3	1	1				
NY	6.00	0-1	0	1	6.0	6	4	2	6.00	0-1	0	1	6.0	6	4	2				
Phi	-	-	-	-	-	-	-	-	-	-	-	-	-	-	-	-				
NL East	2.70	1-2	0	3	20.0	14	6	3	2.70	1-2	0	3	20.0	14	6	3				

BATTING RECORD

YEAR	AVG	AB	R	H	2B	3B	HR	RBI	BB	SO	SB	CS
1997 Totals	.111	2	0	0	0	0	0	0	0	2	0	0
Career Totals	.111	2	0	0	0	0	0	0	0	2	0	0
Post Season Totals	.000	1	0	0	0	0	0	0	0	0	0	0

EUGENE (GENE) HUMPHREY KINGSLEY OUTFIELDER—#40

Born: August 20, 1976

Opening Day Age: 21

Height: 6'3"

Weight: 190

Bats: S

Throws: R

Birthplace/Residence: Born and still resides in Oranjestad, Aruba

Contract Status: Signed thru '98

M.L. Service: 0 years, 27 days

Acquired: June 19, 1993; signed by the Orioles as a non-drafted free agent (Jesus Halabi)



1997

- Suffered through an injury plagued campaign...Sustained a sprained medial collateral ligament in his right knee while sliding into third base in the first inning of the season...Was on the disabled list until June 29.
- In his first game back from the DL, Eugene suffered a broken right hand when he was hit by a pitch...The hit by pitch was ruled a foul ball...Was again placed on the disabled list.
- Was activated from the disabled list again on August 11...Broke the same bone in his hand when he was struck by a pickoff throw on August 22 and, as a result, he missed the remainder of the season.
- In the brief time that he was active, Eugene batted .413 in 13 games for the Baysox and hit safely in 11 of 13 games...He batted safely in his final seven games and collected four bunt singles.

PRO CAREER

1996: Spent his injury shortened season at Class A Frederick of the Carolina League...Got off to a running start as his 15 stolen bases in April was 2nd among all minor leaguers...On May 29 he was placed on the 7-day disabled list with a dislocated left shoulder that he suffered the day before diving head first into second base...Remained on the disabled list until August 31, after the conclusion of his minor league season and reported to extended spring...On September 3 his contract was purchased by the Orioles...On that night in Anaheim, he entered the game as a defensive replacement in the 8th inning and became the first native of Aruba to play in the major leagues...Appeared in three games with the Orioles, twice as a defensive replacement and once as a pinch-runner, but did not have a plate appearance.

1995: Ranked 3rd in Appalachian League in on-base percentage (.420) and 3rd in batting average (.316)...Was named to post-season All-Star Team...Hit .349 (29-83) on the road and .284 (25-88) at home...Batted .371 (23-62) in July...Had a 12-game hitting streak, July 16-Aug. 7, batting .545 (24-44) with 15 runs scored, 5 doubles and 7 RBI...Went 0-for-17 with 5 strikeouts in 4 games, Aug. 9-13...Led league outfielders with 11 errors.

1994: After going 5-for-22 (.227) in his first five pro games for the GCL O's, he batted .322 (47-146) the rest of the season...Went 4-for-5 vs. GCL Pirates July 12...Drove in 3 runs while going 3-for-4 vs. GCL Twins Aug. 25...Was successful on 15 of 23 stolen base attempts (65%).

1993: Was assigned to Gulf Coast (R) but did not play.

PERSONAL/MISCELLANEOUS

Single...One of several Arubans signed by O's scout Jesus Halabi, including Sidney Ponson, Radhames Dykhoff and Calvin Maduro...Maduro became the second player from Aruba to appear in the majors, following Eugene, when he pitched for the Phillies in the final game of the '96 season...Both parents are of Dutch descent...Played in youth baseball programs in Aruba...Was a member of the Antillean Babe Ruth Championship team...Drove in the tying run and then scored the winning run in the Aruban National Team's title victory...Graduated from John F. Kennedy Technical School in '93...Earned letters in baseball, softball, basketball and soccer and was named team captain...Plays the drums.

YEAR	CLUB	AVG	G	AB	R	H	2B	3B	HR	RBI	BB	SO	SB	CS
1993	Gulf Coast-1													
1994	Gulf Coast	.310	50	168	26	52	2	3	0	9	18	24	15	8
1995	Bluefield	.316	47	171	45	54	11	2	0	16	27	31	20	8
1996	Frederick	.271	50	166	26	45	6	4	0	9	19	32	23	4
	BALTIMORE	.000	3	0	0	0	0	0	0	0	0	0	0	0
1997	Gulf Coast	.294	6	17	2	5	0	0	0	0	2	2	1	0
	Bowie	.413	13	46	8	19	6	0	0	4	5	4	5	1
	Minor Lg. Totals	.290	166	568	107	165	25	9	0	38	71	93	64	21
	BALTIMORE Totals	.000	3	0	0	0	0	0	0	0	0	0	0	0
	American League	.000	3	0	0	0	0	0	0	0	0	0	0	0
	National League	-	-	-	-	-	-	-	-	-	-	-	-	-
	ML Totals	.000	3	0	0	0	0	0	0	0	0	0	0	0

1-Signed as non-drafted free agent 6/19/93

FIELDING

OF	PCT	G	PO	A	E	DP
1996	1.000	2	2	0	0	0
Career	1.000	2	2	0	0	0

RICK MICHAEL KRIVDA LHP—#38

Born: January 19, 1970

Opening Day Age: 28

Height: 6'1"

Weight: 185

Bats: R

Throws: L

Birthplace/Residence: Born in McKeesport, PA...Resides in Cockeysville, MD

Contract Status: Signed thru '98

M.L. Service: 1 year, 82 days

Acquired: Orioles 23rd round selection in the 1991 Amateur Draft (Jim Howard)



GAME HIGHS & STREAKS

LOW HITTER: 4, 2 times, May 13, 1996 at Oakland and September 25, 1996 at Boston...**STRIKEOUT HIGH:** 9, August 23, 1995 at Seattle...**WALK HIGH:** 4, 2 times, August 29, 1995 vs Oakland and June 28, 1996 at New York...**HR ALLOWED:** 3, August 16, 1997 vs Anaheim...**WINNING STREAK:** 4 games, July 29-September 15, 1997...**LOSING STREAK:** 5 games, September 3-September 24, 1995

1997

- Rick spent most of the year at AAA Rochester where he led the Red Wings staff with a 14-2 record and a 3.39 ERA in 22 games (21 starts)...At the time of his call-up to the Orioles he led the International League in Wins, Strikeouts and Complete Games...His lone AAA relief appearance was on May 17 against Pawtucket.
- Was International League "Pitcher of the Week" for May 19-25...Went 2-0 with perfect 0.00 ERA and a pair of CG shutouts (18IP, 5H, 0R, 2BB, 14K).
- Rick's contract was purchased from AAA Rochester on July 28...He made 10 starts for the Orioles and Baltimore went 7-3 in his starts.
- Combining his AAA number with those at the major league level, Krivda was 18-4 on the year with a 4.13 ERA (196.1IP, 189H, 90ER).
- On September 4 the Orioles opened a 4-game series at New York with a 6.5 game lead in the East...That night Krivda defeated Wells and the Yankees, 5-2 (6.0IP, 7H, 2R/2ER, 3BB, 3K)...Baltimore won three of the four games in New York.

PRO CAREER

1996: Began the season at AAA Rochester...Recalled by the Orioles on May 6...Was used as both a reliever and a starter in first stint with the Birds...In four outings, all starts, June 23-July 15, Rick allowed 25 hits and 17 earned runs in 19.1 innings...On July 18 he was optioned back to Rochester when Keith Shepherd was recalled...Called up to Baltimore again just four days later, on July 22, when Rhodes was placed on the disabled list...In second stint with the Orioles he did not receive a decision in six games, two starts...Was optioned to Rochester again on August 22 and remained there through the first round of the International League playoffs when the Red Wings defeated Pawtucket...In Game 2 of the series against Pawtucket, Rick tossed a complete game 4-hit

shutout, striking out five as the Red Wings blanked the Pawsox, 3-0...Was recalled a final time on September 11 and made three starts in September...On September 25 at Fenway Park he defeated Wakefield and the Red Sox, 6-2 to maintain the Orioles 1 1/2 game lead in the A.L. Wild Card race...It was his first win since June 6 and the first by an Orioles 5th starter since May 26...In his last three starts of the year, all in September, the Orioles went 2-1 and Krivda compiled a 4.50 ERA (18IP, 18H, 9ER)...He was not on the Orioles post-season roster.

1995: Split the season between AAA Rochester and Baltimore...Started the season at AAA...In his first two starts he was 0-1 with a 8.10 ERA (10IP, 9ER)...In his final 13 Rochester starts he was 6-4 with a 2.84 ERA (85.2IP, 27ER)...Over a 10 start span, May 6 through June 24, Rick went 5-2 with a 2.09 ERA (64.2IP, 15ER)...Included in that stretch, he struck out Jose Canseco three times while Canseco was on a rehab assignment, June 18 at Pawtucket...On June 29 at Toledo, Krivda struck out a team season-high 12 batters, the most in his three seasons at Rochester, in a 2-1 loss...On July 7 he was recalled from AAA Rochester and made his major league debut that day at Comiskey Park against the White Sox...He did not get the decision in the O's 5-2 victory despite a strong effort (5.2IP, 7H, 2ER, 2BB, 7K)...Optioned back to Rochester the day after his major league debut, July 8...Recalled a second and final time on July 28...Earned his first major league victory on August 18 at Oakland after three no decisions and two losses...Won his second straight start, August 23 at Seattle...His only complete game of the season came on September 9 at Cleveland...Despite going the distance, Krivda dropped a 2-1 decision to Ogea...8IP, 5H, 2ER, 2BB, 2K...In September, Rick went 0-5 in five starts with a 7.11 ERA (25.1IP, 29H, 20ER, 9BB, 11K).

1994: His 3.53 ERA for AAA Rochester was 9th best in the International League...Ranked 6th in the league with 122 strikeouts...Had a losing record for the first time in his career (9-10)...Led the Red Wings with 26 starts, two shutouts, 163.0 innings pitched and 122 strikeouts...Tied Arthur Rhodes for club lead with three complete games...With runners in scoring position, opponents batted just .213 against him...In 26 starts, he allowed three or fewer runs 16 times...Opened the season 6-3 with a 2.48 ERA in 14 outings through June 8, then went 3-7 with a 4.29 ERA...Fanned a season-high 11 batters over 8.1 innings in a 4-0 win over Scranton Wilkes-Barre...Put together a string of 28.1 consecutive scoreless innings, June 2-23...It was the longest scoreless string in AAA in '94...Pitched a scoreless eighth inning and struck out two for the AL in the annual AAA All-Star Game...Earned Minor League and International League "Pitcher of the Week" honors, June 12-18...Following the season pitched in the Arizona Fall League.

1993: Finished with the Eastern League's second best ERA (3.08)...Led the Baysox with 108 strikeouts...Was selected as the starting pitcher for the American League squad in the AA All-Star game played in Memphis...Was not involved in the decision (IP-2, H-2, R/ER-2, SO-2) as the National League defeated the American League, 12-7...Bowie skipper and current O's executive Don Buford was the manager of the American League squad...At AA Bowie won his first three decisions (ERA-2.00, GS-4, IP-27, ER-6), April 11-28...Did not win again until May 26...Was 0-2 with a 4.73 ERA (IP-19, ER-10) in four starts in between...Did not allow an earned run in four of six starts, May 19-June 16 (3-1, ERA-1.69, IP-32, ER-6)...Was 6-2 (ERA-2.75) on June 16...Received four straight no-decisions before losing two straight...Saw his ERA balloon from 2.75 to 3.54 over that stretch...Transferred to Rochester (AAA) Aug 14...Won his first two AAA starts, allowing just two earned runs (ERA-1.29), August 14-19...Allowed just three hits in his last two regular season starts, including 4.1 no-hit innings vs Ottawa, September 3.

1992: 17 wins placed him in a 3rd place tie among all minor league hurlers...His 17 wins were also the most by an Oriole farmhand since Blaine Beatty won 17 for Hagerstown (A) and Charlotte (AA) in '87...Twice honored as Organizational "Pitcher of the Month": April (3-1, ERA-1.13, IP-24.1, SO-30); July (5-0, ERA-2.72, IP-43, SO-47)...Captured 1992 Palmer Prize, given annually by the O's Baseball Operations Department to the top organizational hurler...Led all of the minor leagues with 188 strikeouts, one more than Ft. Lauderdale's Brian Taylor...Began the season in Kane County (A)...Named to the Midwest League mid-season All-Star squad for the Northern Division...Won 12 of 18 starts with the Cougars...Worked seven innings or more in 12 starts, including nine of his last 10...Fanned 10 or more hitters four times, including back-to-back starts...Allowed 28 of his 41 earned runs during May...Excluding May, was 8-3 with a 1.38 ERA (IP-84.2, H-63, ER-13, BB-22, SO-98)...Moved to Frederick (A), July 15...Averaged 10 strikeouts per nine innings with the Keys...Fired 7.2

shutout innings in his Keys debut, July 16, striking out nine...Spun a three-hitter on August 29 (Game 1), his final start, as the Keys walloped Prince William, 9-0, fanning 10...Went 8-1 for the Perth Heat in the Australian Baseball League during the '92-'93 off-season.

1991: Finished fifth in the Appalachian League in ERA (1.88)...Led the baby Orioles in wins (7) and winning percentage (.875)...Of his first eight appearances, seven were relief efforts, June 23-July 22...In his first start, a winning effort on July 14, he allowed only two hits and fanned eight in eight innings...His last seven appearances were all starts and was 5-1 with 2.03 ERA (IP-44.1, H-31, ER-10, BB-16, SO-53)...Fanned 14 Huntington hitters over seven shutout innings on August 28 scattering three hits...Was selected as Orioles Minor League "Player of the Month" for August (4-1, ERA-2.45, IP-36.2, ER-10, BB-15, SO-44)...Overall was 6-1 as a starter with 61 strikeouts in 52.1 innings.

PERSONAL/MISCELLANEOUS

Single...Participated in McKeesport (PA) Little League and played American Legion for McKeesport Post 361...Attended McKeesport Area HS where he lettered in baseball and basketball...In high school he was an All Section Nine selection as a junior and senior...Attended California University of Pennsylvania where he majored in communications...Named to 1991 Division II first team All-America team as a sophomore and junior...Led Division II in strikeouts per nine innings pitched as a sophomore and junior...While in college, conducted a YMCA mini-baseball camp for children 8-12 years old...Was recommended by part-time scout Tony Segzda...Was a Pittsburgh Pirates fan growing up...In the winter of 1995 Rick was a spokesman for the Orioles Winter Reading Weeks...Throughout January, National Reading Month, Rick visited schools, read, and talked about the importance of reading...The past two off-seasons he took part in the Orioles annual Holiday Party for Baltimore City kids...Hobbies include golf, fishing and racquetball as well as surfing the internet.

YEAR	CLUB	W	L	ERA	G	GS	CG	SHO	SV	IP	H	R	ER	HR	BB	SO
1991	Bluefield-1	7	1	1.88	15	8	0	0	1	67.0	48	20	14	0	24	79
1992	Kane County	12	5	3.03	18	18	2	0	0	121.2	108	53	41	6	41	124
	Frederick	5	1	2.98	9	9	1	1	0	57.1	51	23	19	7	15	64
1993	Bowie	7	5	3.08	22	22	0	0	0	125.2	114	46	43	10	50	108
	Rochester	3	0	1.89	5	5	0	0	0	33.1	20	7	2	16	23	
1994	Rochester	9	10	3.53	28	26	3	2	0	163.0	149	75	64	12	73	122
1995	Rochester	6	5	3.19	16	16	1	0	0	101.2	96	44	36	11	32	74
	BALTIMORE	2	7	4.54	13	13	1	0	0	75.1	76	40	38	9	25	53
	Rochester	3	1	4.30	8	8	0	0	0	44.0	51	24	21	6	15	34
1996	BALTIMORE	3	5	4.96	22	11	0	0	0	81.2	88	48	45	14	39	54
	Rochester	14	2	3.39	22	21	6	3	0	146.0	122	61	55	13	34	128
1997	Rochester	4	2	6.30	10	10	0	0	0	50.0	67	36	35	7	18	29
	BALTIMORE	66	30	3.14	143	133	13	6	1	859.2	759	353	300	67	300	682
	Minor Lg. Totals	9	14	5.13	45	34	1	0	0	207.0	232	124	118	30	82	136
	BALTIMORE Totals	9	14	5.13	45	34	1	0	0	207.0	232	124	118	30	82	136
	American League	9	14	5.13	45	34	1	0	0	207.0	232	124	118	30	82	136
	National League	-	-	-	-	-	-	-	-	-	-	-	-	-	-	-
	ML Totals	9	14	5.13	45	34	1	0	0	207.0	232	124	118	30	82	136

1-Selected by the Orioles in the '91 free agent draft (23rd selection)

		1997 SEASON										LIFETIME									
		ERA	W-L	SHO	G	IP	H	ER	HR	ERA	W-L	SHO	G	IP	H	ER	HR	ERA	W-L	SHO	G
Totals		6.30	4-2	0	10	50.0	67	35	7	5.13	9-14	0	45	207.0	232	118	30				
Home		8.49	1-1	0	5	23.1	37	22	5	5.81	2-6	0	20	96.0	107	62	18				
Away		4.39	3-1	0	5	26.2	30	13	2	4.54	7-8	0	25	111.0	125	56	12				
vs. Ana		18.00	0-0	0	1	3.0	6	6	3	6.28	0-1	0	3	14.1	16	10	5				
Bal		-	-	-	-	-	-	-	-	-	-	-	-	-	-	-	-				
Bos		-	-	-	-	-	-	-	-	3.46	1-1	0	2	13.0	10	5	3				
Cws		-	-	-	-	-	-	-	-	5.21	0-0	0	5	19.0	25	11	3				
Cle		3.55	1-1	0	2	12.2	15	5	1	3.29	1-1	0	4	14.1	23	13	3				
Det		10.39	0-0	0	1	4.1	9	5	0	8.16	1-2	0	3	12.0	11	6	1				
Kc		1.69	1-0	0	1	5.1	4	1	0	4.50	1-2	0	2	6.2	13	8	1				
Mil		7.20	0-1	0	1	5.0	8	4	1	10.62	0-2	0	2	6.2	13	8	1				
Min		-	-	-	-	-	-	-	-	6.00	0-0	0	1	3.0	1	2	1				
NY		3.00	1-0	0	1	6.0	7	2	0	4.44	1-2	0	4	24.1	27	12	2				
Oak		9.00	0-0	0	1	4.0	5	4	1	3.56	2-0	0	5	27.2	24	11	4				
Sea		-	-	-	-	-	-	-	-	4.15	1-1	0	4	13.0	16	6	1				
Tex		5.06	1-0	0	1	5.1	5	3	1	5.06	1-0	0	1	5.1	5	3	1				
Tor		-	-	-	-	-	-	-	-	6.32	0-2	0	4	22.2	25	16	4				
vs. AL East		6.10	1-0	0	2	10.1	16	7	0	5.57	3-6	0	14	74.1	85	46	12				
AL Central		3.91	2-2	0	4	23.0	27	10	2	4.90	2-6	0	17	68.0	78	37	7				
AL West		9.49	1-0	0	3	12.1	16	13	5	4.48	4-2	0	13	60.1	61	30	11				
Before ASG		-	-	-	-	-	-	-	-	4.50	2-4	0	13	50.0	57	25	7				
After ASG		6.30	4-2	0	10	50.0	67	35	7	5.33	7-10	0	32	157.0	175	93	23				
in Apr		-	-	-	-	-	-	-	-	4.24	1-1	0	5	17.0	16	8	3				
May		-	-	-	-	-	-	-	-	4.35	1-2	0	6	22.2	28	11	3				
June		-	-	-	-	-	-	-	-	5.57	1-1	0	8	32.1	34	20	6				
July		5.06	1-0	0	1	5.1	5	3	1	5.57	1-1	0	8	32.1	34	20	6				
Aug		8.64	1-0	0	4	16.2	23	16	4	4.80	3-2	0	13	63.2	68	34	9				
Sep/Oct		5.14	2-2	0	5	28.0	39	16	2	5.68	3-8	0	13	71.1	86	45	9				

	ERA	W-L	SHO	G	IP	H	ER	HR	ERA	W-L	SHO	G	IP	H	ER	HR
All	-	-	-	-	-	-	-	-	-	-	-	-	-	-	-	-
Fla	-	-	-	-	-	-	-	-	-	-	-	-	-	-	-	-
Mon	-	-	-	-	-	-	-	-	-	-	-	-	-	-	-	-
NY	10.39	0-0	0	1	4.1	8	5	0	10.39	0-0	0	1	4.1	8	5	0
Phi	-	-	-	-	-	-	-	-	-	-	-	-	-	-	-	-
NL East	10.39	0-0	0	1	4.1	8	5	0	10.39	0-0	0	1	4.1	8	5	0

FIELDING

P	PCT	G	PO	A	E	DP
1995	.875	13	0	7	1	0
1996	1.000	22	1	10	0	0
1997	1.000	10	6	5	0	1
Career	.967	45	7	22	1	1

LIFETIME BY BALLPARK

RICK KRIVDA	ERA	W	L	S	G	IP	H	ER	HR
Anaheim Stadium	0.00	0	0	0	1	5.1	5	0	0
Oriole Park at Camden Yards	5.81	2	6	0	20	96.0	107	62	18
Fenway Park	3.46	1	1	0	2	13.0	10	5	3
Comiskey Park	5.63	0	0	0	3	8.0	12	5	1
Jacobs Field	3.44	1	1	0	3	18.1	18	7	0
Tiger Stadium	10.13	0	1	0	2	5.1	8	6	2
Ewing M. Kauffman Stadium	2.57	1	1	0	2	7.0	5	2	0
County Stadium	10.80	0	2	0	2	6.2	13	8	1
Yankee Stadium	4.50	1	1	0	3	16.0	19	8	1
Oakland-Alameda County Coliseum	4.58	2	0	0	4	19.2	20	10	3
The Kingdom	1.29	1	0	0	2	7.0	9	1	0
Skydome	7.72	0	1	0	1	4.2	6	4	1

DAVID CHRISTIAN LAMB SHORTSTOP—#56: Spring Training Invitee

Born: June 6, 1975
Opening Day Age: 22
Height: 6'2" **Weight:** 165
Bats: S **Throws:** R
Birthplace/Residence: Born in West Hills, CA...Resides in Newbury Park, CA
Contract Status: Signed thru '98
M.L. Service: None
Acquired: Orioles 2nd round selection in 1993 Amateur Draft (Paul Fryer)



1997

- Split the season between Class A Frederick and AA Bowie...Started the year with the Keys where he played primarily second base (61G) as well as three games at third base and seven games at shortstop.
- Was named to the Carolina League All-Star team and promoted to AA Bowie on June 19...Batted safely in 56 of 73 games with Bowie...Was honored as the Orioles Minor League "Player of the Month" for August when he led the Eastern League in batting for the month at .375 (39-104).
- Was used primarily at shortstop for the Baysox (46G) and also played third base (29G) and second base (4G)...Did not commit an error in his final 25 games at shortstop...In a baseball rarity, David lined into a triple play in the fourth inning at Reading on July 3.
- In the post-season he batted .318 and tied a Bowie club record with seven hits in the playoffs (7-22)... Combined at Frederick and Bowie for 41 doubles.

PRO CAREER

1996: Led California League SS in fielding (.969)...Had a 13-game hitting streak, April 29-May 14, batting .283 (17-60)...Batted .361 (22-61) thru his 1st 16 games, then hit .241 (96-399) the rest of the season...Hit .300 (18-60) in July...Had 27 multi-hit games on season...Led league in GIDP (19)...Batted .333 (4-12) with a HR in Mavericks' post-season series vs. Lake Elsinore.
1995: Spent all but 3 days with Frederick...Played 120 games at shortstop, tied for 1st in Carolina League...Had a 7-game hitting streak, April 11-17, batting .455 (10-22)...Followed that by going 0-for-20 in next 5 games, Apr. 19-24...Struggled from July 10-26, hitting .057 (2-35) in 11 games...Promoted to AA Bowie on July 27 and saw his only action the next day before returning to Frederick.
1994: Played 92 games at short for Polecats (TC-370, E-22, Pct.-.941).
1993: Collected 6 hits in his first 13 pro at-bats (.462), Aug. 8-10.

PERSONAL/MISCELLANEOUS

Single...Played Little League and American Legion baseball...Was a member of the '92 American Legion Championship team and was selected as American Legion Player of the Year...Graduated from Newbury Park (CA) HS in 1993...Honored as a high school All-America that year.

YEAR	CLUB	AVG	G	AB	R	H	2B	3B	HR	RBI	BB	SO	SB	CS
1993	Gulf Coast-1	.179	16	56	4	10	1	0	0	6	10	8	2	0
1994	Albany	.240	92	308	37	74	9	2	0	29	32	40	4	1
1995	Bowie	.250	1	4	0	1	0	0	0	1	0	1	0	0
	Frederick	.222	124	436	40	97	14	2	2	34	38	81	6	7
1996	High Desert	.257	116	460	63	118	24	3	3	55	50	68	5	6
1997	Frederick	.261	70	249	30	65	21	1	2	39	25	32	3	1
	Bowie	.331	73	269	46	89	20	2	4	38	34	35	0	0
	Minor Lg. Totals	.255	492	1782	220	454	89	10	11	202	189	265	20	15
	BALTIMORE Totals	-	-	-	-	-	-	-	-	-	-	-	-	-
	American League	-	-	-	-	-	-	-	-	-	-	-	-	-
	National League	-	-	-	-	-	-	-	-	-	-	-	-	-
	ML Totals	-	-	-	-	-	-	-	-	-	-	-	-	-

1-Signed by the Orioles in the 2nd round selection of the 1993 Amateur Draft.

TERRY ALAN MATHEWS RHP—#51

Born: October 5, 1964
Opening Day Age: 33
Height: 6'2" **Weight:** 225
Bats: L **Throws:** R
Birthplace/Residence: Born and resides in Alexandria, LA
Contract Status: Signed thru '98
M.L. Service: 5 years, 33 days
Acquired: August 21, 1996; from the Florida Marlins in exchange for catcher Gregg Zaun...On January 21, 1997 he signed a two-year contract, thru '98, with the Orioles



GAME HIGHS & STREAKS

LONGEST OUTING: 7.2 innings, June 15, 1994 at St. Louis in relief, 4.2 innings, June 20, 1995 at Colorado...**STRIKEOUT HIGH:** 6, June 20, 1995 at Colorado...**WALK HIGH:** 4, May 25, 1997 at Cleveland...**HR ALLOWED:** 2, twice, June 27, 1991 at Oakland and June 20, 1995 at Colorado...**WINNING STREAK:** 4, August 25-October 6, 1991...**LOSING STREAK:** 3, April 27-July 19, 1992

1997

- Terry retired 34 of 57 first batters faced on the year...He inherited 42 baserunners, 23 in scoring position, and allowed 12 to score...Mathews held the lead in 20 of the 22 games in which he entered with the Orioles ahead.
- Pitched before the 6th inning only three times on the year, most recently August 30 vs. the New York Mets...Pitched before the 7th inning only nine times.
- Suffered only blown save on August 23 vs. the Twins when he gave up a home run to Paul Molitor...Earned his only save of the season in his second opportunity, on the final day of the season, September 28 at Milwaukee, preserving the Orioles 7-6 win with a scoreless 9th inning.
- Earned his 3rd win of the year when he pitched 4.0 innings of relief on August 19 in the first game of a doubleheader at Kansas City...It was his longest outing since going four innings for the Marlins on June 25, 1995.
- On July 5 at Detroit he allowed the winning run to score on a wild pitch on an intentional walk after Orosco blew the save chance.
- Earned a victory at Atlanta on June 15 as the Orioles completed their 3-game sweep of the Braves, tossing a scoreless 9th inning...The Orioles scored the winning run in the 10th.
- Allowed earned runs in 10 of his final 19 appearances, lifting his ERA from 3.24 to the season ending 4.41...Allowed just 2 HR through July (38 appearances), but six homers in 19 games after.

PRO CAREER

1996: Was acquired by the Orioles on August 21, from Florida, in exchange for catcher Gregg Zaun...When he left the Marlins, was 9th in the National League with 57 relief appearances...Was used as a set-up man for Robb Nen and was second on the Marlins with 4 saves in 5 opportunities...With the Orioles he struck out at least one batter in eight of his 14 appearances...Earned his first victory on September 14 at Detroit...2nd win was in the second game of the doubleheader at New York on September 19, when he made his longest outing of the season (3.1IP).

1995: Led the Marlins bullpen with 82.2 innings as the setup man for closer Robb Nen...The 82.2 frames set a Marlins reliever record formerly held by Richie Lewis in 1993 (77.1)...Led the Fish bullpen with 72 strikeouts and averaged 7.84 Ks per 9IP...Tied for the club lead with four relief wins...Retired 35 of the last 43 batters he faced...Converted 3 of 7 save chances...Set club relief records by working 4.2 innings and striking out six batters at Colorado on June 20...Hit .462 for the season with 2 2B and 3 RBI.

1994: Started the season at AAA Edmonton...Contract purchased by Florida on June 15 when Chris Hammond was placed on the DL...Made 24 appearances, including two starts...Both of his starting assignments were against former Cy Young winners (R. Sutcliffe and G. Maddux)...Set a career-high with 7IP in his first start and National League debut, June 15 vs. St. Louis...His .500 batting average led the Marlins pitching staff.

1993: Opened the season at AA Jackson before a mid-season promotion to AAA Tucson in the Houston organization.

1992: Finished 3rd on the Texas staff with 40 appearances...Had a 2.84 ERA thru his first seven outings, then allowed 12 runs in 12.1 innings over the next 10 games...This came in the first of four stints with the major league club.

1991: His perfect 4-0 record gave him the distinction of having the most wins in a season without a loss in Rangers history...Made major league debut on June 21 at Chicago, pitching out of the bullpen...Posted his first major league save on August 19 vs the Orioles and his first big league win on August 25 at Kansas City...Started two games and did not receive a decision in either.

1990: Split the season between AA Tulsa and AAA Oklahoma City...Tied for 2nd in the Texas League with four complete games and two shutouts despite making just 14 starts for Tulsa.

1989: Began the season at AA Tulsa before being placed on the disabled list...Was sent to Charlotte on June 29 for the remainder of the season and went 4-2 in 10 starts.

1988: Spent the season at Charlotte and led the club in wins (13), was 2nd in starts (26), innings (163.2) and strikeouts (94).

1987: Started professional career at Gastonia after being chosen by the Rangers in the 5th round of the June Draft...Appeared in 34 games, only one start, and struck out 46 batters in 48.1 innings.

PERSONAL/MISCELLANEOUS

Married to the former Emily Lynch (2/24/89)...Three children: Marcus Alan (2/5/91), Molly Katherine (10/18/93) and Magan Ashley (5/23/96)...Originally signed by Doug Gassaway of the Rangers...Attended Holy Savior Menard High School and Northeast Louisiana University...In high school he earned All-District and All-State honors in baseball, football and track...In college he was named Freshman of the Year in Louisiana in 1984 and earned All-Southland Conference honors in baseball in 1986 and 1987...He pitched, played first base and served as designated hitter...Hobbies include hunting, fishing and golf.

YEAR	CLUB	W	L	ERA	G	GS	CG	SHO	SV	IP	H	R	ER	HR	BB	SO
1987	Gastonia-1	3	3	5.59	34	1	0	0	0	48.1	53	35	30	5	32	46
1988	Charlotte	13	6	2.80	27	26	2	1	0	163.2	138	68	51	6	49	94
1989	Tulsa	2	5	6.15	10	10	1	0	0	45.1	53	40	31	3	24	32
	Charlotte	4	2	3.64	10	10	0	0	0	59.1	55	28	24	2	17	30
1990	Tulsa	5	7	4.27	14	14	4	2	0	86.1	88	50	41	1	36	48
	Oklahoma City	2	7	3.69	12	11	1	1	0	70.2	81	39	29	4	15	36
1991	Oklahoma City	5	6	3.49	18	13	1	0	1	95.1	98	39	37	2	34	63
	TEXAS	4	0	3.61	34	2	0	0	1	57.1	54	24	23	5	18	51
1992	TEXAS	2	4	5.95	40	0	0	0	0	42.1	48	29	28	4	31	26
	Oklahoma City	1	1	4.32	9	2	0	0	1	16.2	17	8	8	1	7	13
1993	Jackson-2	6	5	3.67	17	17	0	0	0	103.0	116	55	42	11	29	74
	Tucson	5	0	3.55	16	4	0	0	2	33.0	40	14	13	1	11	34
1994	Edmonton-3	4	4	4.29	13	12	3	0	0	43.0	45	16	16	4	9	21
	FLORIDA	2	1	3.35	24	2	0	0	3	82.2	70	32	31	9	27	72
1995	FLORIDA	4	4	3.38	57	0	0	0	4	55.0	59	33	30	7	27	49
1996	FLORIDA	2	4	4.91	57	0	0	0	0	18.2	20	7	7	3	7	13
	BALTIMORE-4	2	2	3.38	14	0	0	0	1	63.1	63	35	31	8	36	39
1997	BALTIMORE	4	4	4.41	57	0	0	0	0	0	0	0	0	0	0	0
Minor League Totals		50	46	3.87	180	120	12	4	4	805.2	827	419	346	40	276	516
BALTIMORE Totals		6	6	4.17	71	0	0	0	1	82.0	83	42	38	40	43	52
American League		12	10	4.41	145	2	0	0	2	181.2	185	95	89	20	92	129
National League		8	9	3.84	138	2	0	0	7	180.2	174	81	77	20	63	142
ML Totals		20	19	4.12	283	4	0	0	9	362.1	359	176	166	40	155	171

1-Selected by the Texas Rangers in 5th round of the June 1987 free-agent draft

2-Contract purchased by the Houston Astros, 4/4/93

3-Signed by the Florida Marlins to a minor league contract, 11/10/93

4-Traded to the Baltimore Orioles for a player to be named later (Greg Zaun), 8/21/96

DIVISION SERIES	W	L	ERA	G	GS	CG	SHO	SV	IP	H	R	ER	HR	BB	SO
1996 Bal vs Cle	0	0	0.00	3	0	0	0	0	2.2	3	0	0	0	0	1
1997 Bal vs Sea	0	0	18.00	1	0	0	0	0	1.0	2	2	2	2	0	1
Totals	0	0	4.91	4	0	0	0	0	3.2	5	2	2	2	2	1

LCS	W	L	ERA	G	GS	CG	SHO	SV	IP	H	R	ER	HR	BB	SO
1996 Bal vs NYY	0	0	0.00	3	0	0	0	0	2.1	0	0	0	0	0	2
1997 Bal vs Cle	0	0	0.00	3	0	0	0	0	2.1	0	0	0	0	0	2
Totals	0	0	0.00	3	0	0	0	0	2.1	0	0	0	0	0	2

	1997 SEASON								LIFETIME							
	ERA	W-L	SV	G	IP	H	ER	HR	ERA	W-L	SV	G	IP	H	ER	HR
Total	4.41	4-4	1	57	63.1	63	31	8	4.12	20-19	9	283	362.1	359	166	40
Home	6.41	1-2	0	26	26.2	34	19	7	4.25	6-11	4	138	175.2	169	83	19
Away	2.95	3-2	1	31	36.2	29	12	1	4.00	14-8	5	145	186.2	190	83	21
Ana	18.00	0-0	0	1	1.0	2	2	1	6.14	0-0	0	8	7.1	10	5	2
Bal	-	-	-	-	-	-	-	-	5.13	0-2	1	10	15.2	12	9	0
Bos	5.40	0-1	0	6	6.2	10	4	1	3.68	1-1	0	10	9.2	14	4	1
Cws	0.00	0-0	0	2	2.0	2	0	0	3.00	0-0	0	9	9.0	6	3	0
Cle	21.61	0-0	0	4	1.2	6	4	0	11.95	0-0	0	8	6.2	17	9	1
Det	4.15	0-0	0	4	4.1	2	2	1	4.79	1-1	0	11	18.2	15	10	3
KC	1.93	1-0	0	5	9.1	6	2	1	1.17	3-0	0	9	15.1	8	2	1
Mil	0.00	1-0	1	4	4.0	2	0	0	3.06	2-1	1	11	11.2	12	4	0
Min	3.18	0-0	0	3	5.2	5	2	1	3.18	0-0	0	9	11.1	12	4	1
NYY	19.29	0-0	0	5	2.1	4	5	1	8.18	1-1	0	10	11.0	16	10	3
Oak	0.00	0-0	0	3	2.1	2	0	0	3.98	2-1	0	13	20.1	15	9	4
Sea	4.05	0-1	0	4	6.2	3	3	2	3.00	0-1	0	15	21.0	18	7	3
Tex	5.40	0-0	0	5	3.1	3	2	0	5.40	0-0	0	5	3.1	3	2	0
Tor	0.00	1-0	0	4	5.0	6	0	0	4.59	1-0	0	10	11.2	17	6	1
AL East	5.40	1-1	0	19	18.1	22	11	3	5.26	4-5	1	51	66.2	74	39	8
AL Central	3.16	2-0	1	18	22.2	21	8	2	3.67	5-1	1	46	54.0	55	22	3
AL West	4.73	0-1	0	13	13.1	10	7	3	3.98	2-2	0	41	52.0	46	23	9
PRE ASG	3.34	1-1	0	29	32.1	22	12	2	3.69	7-7	4	125	197.2	187	81	21
POST ASG	5.52	3-3	1	28	31.0	41	19	6	4.64	13-12	5	158	164.2	172	85	19
April	2.25	0-1	0	8	12.0	8	3	1	3.68	1-3	1	26	31.2	32	13	4
May	6.75	0-0	0	7	8.0	6	6	1	5.11	1-1	3	40	44.0	45	25	5
June	3.24	1-0	0	10	8.1	7	3	0	3.53	4-2	1	51	79.0	75	31	9
July	2.03	1-0	0	13	13.1	16	3	0	4.59	5-6	1	67	84.1	86	43	11
August	7.15	1-2	0	7	11.1	12	9	4	4.14	2-3	2	44	63.0	63	29	6
Sept/Oct	6.10	1-1	1	12	10.1	14	7	2	3.73	7-4	1	55	60.1	58	25	5
Atl	4.50	1-0	0	2	2.0	0	1	0	4.11	2-1	0	13	15.1	15	7	2
Fla	6.75	0-1	0	2	2.2	4	2	0	6.48	0-1	0	2	2.2	4	2	0
Lia	0.00	0-0	0	1	1.1	1	0	0	3.22	0-1	1	14	16.2	17	6	0
Mon	0.00	0-0	0	1	2.0	4	2	0	5.13	0-2	0	12	15.2	18	9	1
NY	9.00	0-1	0	1	1.0	1	0	0	1.77	1-0	0	14	20.1	15	4	1
Phi	0.00	0-0	0	1	1.0	1	0	0	1.77	1-0	0	14	20.1	15	4	1
NL East	5.00	1-2	0	7	9.0	10	5	0	3.57	3-5	1	55	70.2	69	28	4

BATTING RECORD

YEAR	AVG	AB	R	H	2B	3B	HR	RBI	BB	SO	SB	CS
1997 Totals	-	-	-	-	-	-	-	-	-	-	-	-
Career Totals	.391	23	3	9	3	0	0	3	0	8	0	0
Post Season Totals	-	-	-	-	-	-	-	-	-	-	-	-

1998
Orioles

FIELDING

P	PCT	G	PO	A	E	DP
1991	1.000	34	8	5	0	0
1992	1.000	40	5	4	0	1
1994	1.000	24	5	6	0	1
1995	1.000	57	6	9	0	0
1996	.941	71	10	6	1	2
1997	.938	57	5	10	1	0
Career	.975	283	39	40	2	4

LIFETIME BY BALLPARK

TERRY MATHEWS	ERA	W	L	S	G	IP	H	ER	HR
Anaheim Stadium	5.40	0	0	0	5	5.0	8	3	1
Oriole Park at Camden Yards	7.43	1	5	0	34	36.1	43	30	8
Memorial Stadium	0.00	0	0	0	1	3.1	3	0	0
Fenway Park	0.00	1	0	0	7	7.0	7	0	0
Comiskey Park	0.00	0	0	0	6	5.0	3	0	0
Jacobs Field	54.05	0	0	0	2	0.1	3	2	0
Cleveland Stadium	9.00	0	0	0	1	2.0	5	2	0
Tiger Stadium	3.18	1	0	0	7	11.1	8	4	1
Ewing M. Kauffman Stadium	1.59	2	0	0	5	11.1	7	2	0
County Stadium	3.18	2	0	1	5	5.2	5	2	0
Hubert H. Humphrey Metrodome	1.17	0	0	0	5	7.2	8	1	0
Yankee Stadium	7.04	1	1	0	6	7.2	12	6	2
Oakland-Alameda County Coliseum	3.75	1	0	0	6	12.0	9	5	2
The Kingdome	4.35	0	1	0	8	10.1	11	5	2
The Ballpark in Arlington	6.75	0	0	0	3	2.2	3	2	0
Arlington Stadium	4.34	2	2	1	36	45.2	44	22	4
Skydome	0.00	0	0	0	4	3.2	2	0	0

DARNELL McDONALD

OUTFIELDER—#64: Spring Training Invitee

Born: November 17, 1978

Opening Day Age: 19

Height: 5'11"

Weight: 190

Bats: R

Throws: R

Birthplace/Residence: Born in Fort Collins, CO...Resides in Glendale, CO

Contract Status: Signed thru '98

M.L. Service: None

Acquired: Orioles 1st round selection in 1997 Amateur Draft; 2nd selection in 1st round and 26th overall in the draft (John Green and Logan White)



1997

- After being drafted by the Orioles in the first round of the Amateur Draft in June, Darnell signed with Baltimore on August 8 to a 1998 contract.
- Due to his late signing, 1998 will be Darnell's first professional season...He did, however, participate in the Orioles Florida Instructional League in '97.

PERSONAL/MISCELLANEOUS

Single...Was rated as the top high school position player in the '97 draft by *Baseball America*...Slipped to bottom of first round after stating his intention to attend the University of Texas on a football and baseball scholarship...Led Cherry Creek HS in Englewood, CO, to three state baseball and three state football titles...As a senior, batted .606 with 10 home runs in 66 at bats...Hit .581 with 15 HR as a junior...Rushed for more than 6,000 yards as a tailback in high school...His brother, Donzell II, was drafted 22nd by the Yankees in 1995 and is in their farm system...His father, Donzell Sr., played in the Pittsburgh organization...Two uncles also played pro sports, Ben in the NBA with Golden State and James in the NFL with the Los Angeles Rams.

YEAR CLUB	AVG	G	AB	R	H	2B	3B	HR	RBI	BB	SO	SB	CS
1998	Will be first professional season												
Minor Lg. Totals	-	-	-	-	-	-	-	-	-	-	-	-	-
BALTIMORE Totals	-	-	-	-	-	-	-	-	-	-	-	-	-
American League	-	-	-	-	-	-	-	-	-	-	-	-	-
National League	-	-	-	-	-	-	-	-	-	-	-	-	-
ML Totals	-	-	-	-	-	-	-	-	-	-	-	-	-

1-Selected by the Orioles in 1st round of 1997 Amateur Draft (26th overall)

MIGUEL MEJIA

OUTFIELDER—#74: Spring Training Invitee

Born: March 25, 1975

Opening Day Age: 23

Height: 6'1"

Weight: 155

Bats: R

Throws: R

Birthplace/Residence: Born and still resides in San Pedro de Macoris, DR

Contract Status: Signed thru '98

M.L. Service: 1 year, 0 days

Acquired: December 29, 1997; Signed by the Orioles as a free agent



1997

- Split the season between Class A New Jersey in the New York-Penn League and Class A Prince William in the Carolina League.
- Started the year with the Cannons in the Carolina League...Was batting .271 on May 19, however, went 16 for his last 88 and on June 20 he was batting .213 and was sent to the NY-Penn League.
- With New Jersey he batted .331 in 30 games, including 11 stolen bases in 14 attempts...Enjoyed a pair of two 4-hit games, July 1 at Hudson Valley and July 6 at Lowell.
- Compiled a season-high 16-game hitting streak, June 30-July 18...During that stretch he batted .423 (30-71)...With New Jersey, Miguel batted .434 (23-53) on the road.

PRO CAREER

1996: Spent season in St. Louis after being selected in Rule V Draft, except for August stint on disabled list...Was youngest player on any opening day roster in majors, one week past his 21st birthday, would finish season second...Appeared in 45 games, 21 as pinch-runner, and saw action in 20 games in the outfield...Stole five bases in eight tries off bench and scored 10 runs...Made big-league debut April 4 at NY, scoring in PR role...Scored in three of first four pinch-running appearances...Recorded first steal April 6 at Atlanta...Had first two at-bats the next night in 14-inning Cardinal win...Collected first hit July 19 vs Chicago...Scored one of club's biggest runs of season September 13 at Los Angeles, racing home from second on Danny Sheaffer's ninth-inning sacrifice bunt and making acrobatic move around tag attempt to break scoreless tie in Cards' 2-0 win...Recorded his only other hit in first start, September 25 at Pittsburgh, opening in center but later moving to right...Made postseason debut in third game of Division Series, October 5 at San Diego as pinch-runner...In same role in Game One of NL Championship Series October 9 at Atlanta, scored tying run in seventh inning on Tom Pagnozzi's single.

1995: Started at Class A High Desert of California League but spent much of season at Bluefield...Went on rampage around South Atlantic League basepaths, stealing 36 bases and scoring 50 runs in 51 games...Had plenty of opportunities on bases, batting .298 and averaging better than a hit per game with 54.

1994: Opened at Albany, but after 22 games was returned to rookie-level Bluefield in mid-June...Finished second in Appalachian League with 32 steals in 50 games...Hit .267 and drove in 24 runs, with three 3-RBI games...Hit safely in 17 of 18 games, June 19-July 8, batting .320 (23-71), stretch capped by an 11-game hit streak...Hit first pro home run July 17 vs Johnson City.

1993: After extended spring training, promoted June 9 to Class A Albany of the South Atlantic League, where he appeared in 23 games...Returned July 7 to Orioles' Gulf Coast League club...Led team with 21 runs...Stole 18 bases in 35 games, three in a game twice and five in his last two games.

1992: Spent first professional season with San Pedro de Macoris of the Dominican Summer League...Played in fall Florida Instructional League.

PERSONAL/MISCELLANEOUS

Married with one son...This past off-season Miguel was on a weight training program to add power to his slight frame...At the age of 19 after playing for Bluefield in the Orioles system he was selected by St. Louis in the Major League Rule V Draft and stayed up with the Cards the entire 1996 season,

appearing in 45 games...He played for Orioles coach Carlos Bernhardt in the Dominican Summer League where he was regarded as the league's most explosive baserunner with a plus throwing arm.

YEAR CLUB	AVG	G	AB	R	H	2B	3B	HR	RBI	BB	SO	SB	CS
1992	Dominican Summer League												
1993	Albany	.165	23	79	11	13	0	3	0	2	4	22	7
	Gulf Coast	.246	35	130	21	32	3	3	0	12	13	23	18
1994	Albany	.172	22	58	6	10	1	1	0	3	5	20	5
	Bluefield	.267	50	191	34	51	5	5	2	24	17	39	32
1995	High Desert	.269	37	119	14	32	6	1	0	12	14	17	16
	Bluefield-1	.298	51	181	50	54	6	3	3	30	18	30	36
1996	ST. LOUIS-2	.087	45	23	10	2	0	0	0	0	1	12	2
	St. Petersburg	.115	8	26	2	3	0	0	0	0	0	10	5
1997	Prince William	.213	39	136	17	29	2	0	0	9	10	25	7
	New Jersey	.331	30	124	22	41	8	1	0	14	6	27	11
Minor Lg. Totals		.254	295	1044	177	265	31	17	5	106	88	215	134
BALTIMORE Totals													
American League		.087	45	23	10	2	0	0	0	0	0	10	5
National League		.087	45	23	10	2	0	0	0	0	0	10	5
ML Totals		.087	45	23	10	2	0	0	0	0	0	10	5

1-Selected by Kansas City Royals in Rule V Draft on December 4, 1995
2-Acquired by St. Louis along with INF Luis Odratz from the Cincinnati Reds

DIVISION SERIES	AVG	G	AB	R	H	2B	3B	HR	RBI	BB	SO	SB	CS
1996 St. L vs SD	.000	1	0	0	0	0	0	0	0	0	0	0	0
LCS	AVG	G	AB	R	H	2B	3B	HR	RBI	BB	SO	SB	CS
1996 St. L vs Atl	.000	3	1	1	0	0	0	0	0	0	0	1	0

1997 SEASON						LIFETIME				
	AVG	AB	H	HR	RBI	AVG	AB	H	HR	RBI
Total	-	-	-	-	-	.000	23	2	0	0
Home	-	-	-	-	-	.167	6	1	0	0
Away	-	-	-	-	-	.059	17	1	0	0
Ana	-	-	-	-	-	-	-	-	-	-
Bal	-	-	-	-	-	-	-	-	-	-
Bos	-	-	-	-	-	-	-	-	-	-
Cws	-	-	-	-	-	-	-	-	-	-
Cle	-	-	-	-	-	-	-	-	-	-
Det	-	-	-	-	-	-	-	-	-	-
KC	-	-	-	-	-	-	-	-	-	-
Mil	-	-	-	-	-	-	-	-	-	-
Min	-	-	-	-	-	-	-	-	-	-
NYN	-	-	-	-	-	-	-	-	-	-
Oak	-	-	-	-	-	-	-	-	-	-
Sea	-	-	-	-	-	-	-	-	-	-
Tex	-	-	-	-	-	-	-	-	-	-
Tor	-	-	-	-	-	-	-	-	-	-
AL East	-	-	-	-	-	-	-	-	-	-
AL Central	-	-	-	-	-	-	-	-	-	-
AL West	-	-	-	-	-	-	-	-	-	-
PRE ASG	-	-	-	-	-	.000	12	0	0	0
POST ASG	-	-	-	-	-	.182	11	2	0	0
vs. Left	-	-	-	-	-	.000	6	0	0	0
vs. Right	-	-	-	-	-	.118	17	2	0	0
as DH	-	-	-	-	-	-	-	-	-	-
as PH	-	-	-	-	-	.100	10	1	0	0
April	-	-	-	-	-	.000	4	0	0	0
May	-	-	-	-	-	.000	2	0	0	0
June	-	-	-	-	-	.000	4	0	0	0
July	-	-	-	-	-	.167	6	1	0	0
August	-	-	-	-	-	-	-	-	-	-
Sept/Oct	-	-	-	-	-	.143	7	1	0	0
Atl	-	-	-	-	-	.000	4	0	0	0
Fla	-	-	-	-	-	-	-	-	-	-
Mon	-	-	-	-	-	.000	1	0	0	0
NY	-	-	-	-	-	.000	1	0	0	0
Phi	-	-	-	-	-	-	-	-	-	-
NL East	-	-	-	-	-	.000	6	0	0	0

FIELDING	OF	PCT	G	PO	A	E	DP
1996	.933	22	14	0	1	0	
Career	.933	22	14	0	1	0	

LIFETIME BY BALLPARK
MIGUEL MEJIA
NATIONAL LEAGUE
Olympic Stadium

AVG	AB	H	HR	RBI
.000	1	0	0	0

ALAN BERNARD MILLS RHP—#75

Born: October 18, 1966

Opening Day Age: 31

Height: 6'1"

Weight: 195

Bats: S

Throws: R

Birthplace/Residence: Born and still resides in Lakeland, FL

Contract Status: Signed thru '98

M.L. Service: 5 years, 60 days

Acquired: February 29, 1992: From the New York Yankees in exchange for pitchers Francisco De La Rosa and Mark Carper...On January 21, 1997 he agreed to a two-year contract, thru '98, with the Orioles



GAME HIGHS & STREAKS

LONGEST OUTING: 5.2 innings, June 25, 1993 vs Yankees and October 4, 1991 vs Cleveland (start)...STRIKEOUT HIGH: 5, six times, most recently June 6, 1996 vs Detroit...WALK HIGH: 6, July 4, 1997 at Detroit...WINNING STREAK: 5 games, twice, June 8-September 21, 1993 and June 11-July 8, 1992...LOSING STREAK: 3, twice, April 20-May 15, 1993 and July 15-September 24, 1990

1997

- Started the season with six strikeouts in 5.0 innings through his first four appearances...On April 15 he was placed on the 15-day disabled list, retroactive to April 10, with a pinched nerve in his left shoulder...The injury was suffered in a pre-game outfield collision with Lenny Webster.
- On May 24, Alan reported to Sarasota, FL, on a rehab assignment with the Orioles extended spring program...He was activated from the disabled list on June 15...After his return he allowed 11H and 5ER in his first six outings, covering 8.0 innings, and his ERA rose from 3.60 to 4.85.
- In 14 first games after the All-Star break, Alan did not allow a run over 9.0 innings and his ERA was reduced to 2.86...Overall, he allowed runs in just 7 of 29 outings after the break.
- On August 30 vs. the Mets he was touched up for 6ER in 2.2 innings...It was his longest outing of the year and the 6ER allowed matched his career-high, last done on 8/16/92 in a start against the Royals.
- Walked a career-high six batters on July 4 in the second game of a double-header at Detroit...Struck out a season-high three batters twice, June 23 at Milwaukee and August 15 vs. Seattle...He held the lead in 12 of the 14 games in which he pitched with the lead.
- Mills retired 31 of 39 first batters faced...He inherited 17 baserunners, 7 in scoring position, and only three scored.

PRO CAREER

1996: Underwent arthroscopic surgery on his right shoulder August 30 of '95...Was on the disabled list from March 22 until May 10 with a strained right flexor muscle...Made first appearance of the year on May 14 at Oakland, pitching a scoreless 9th inning...On the year he had 3 saves in 8 chances...On June 16 at Kansas City he earned his first save since 6/11/94...Longest outing of the year was 2.2 innings...He did that on July 17 vs. the Blue Jays...The Orioles were 32-17 in games that Alan appeared in...On the year he retired 31 of 49 first batters faced...Alan inherited 41 baserunners, 19 of whom were in scoring position, and allowed 16 to score...Struck out at least one batter in 32 of 49 games...On June 6 vs. the Tigers he struck out a season-high 5 batters in 2.1 innings...Pitched just once in the season's final six games due to a strained groin muscle and struck out the only batter he faced.

1995: Had season cut short due to injury...Left spring training as a member of the Orioles bullpen...Started the year slowly...In April he appeared in four games and had a 31.50 ERA...Rebounded in May...In the season's second month, Alan appeared in 11 games and was 3-0 with a 2.30 ERA (15.2IP, 11H, 4ER)...Through May he had all three of the Orioles bullpen's victories...His longest outing of the year was 3.0 innings which he reached twice...Alan inherited 23 baserunners, 13 in scoring position, and allowed 12 of them to score...He retired 11 of 21 first batters faced...Over his last four appearances, Alan allowed 6ER on 8H over 6.1IP...On June 20 he was optioned to AAA

1998
Orioles

Rochester...At AAA he made just one appearance, a start, and took a 7-5 loss in the first game of a June 26 doubleheader in Columbus...Underwent arthroscopic surgery on his right shoulder on August 30...The surgery was performed by Dr. James Andrews in Birmingham, AL.

1994: Pitched in a career-high 47 games, all in relief, to lead the club and be for 6th most appearances in the league...Thru May 8 he appeared in 14G and was 0-2 with a 16.00 ERA (9IP, 15H, 16ER)...From May 14 until the end of the season, Alan was 3-1 in 33G with a 2.48 ERA (36.1IP, 28H, 10ER)...His 14 holds tied Chicago's Assenmacher for the A.L. lead (a hold is credited when a reliever enters a game in a save situation, protects the lead, records at least one out, but is removed before getting the save)...Led the Orioles staff by stranding 82.6% of his inherited runners (38 of 46), the 4th best percentage in the A.L. and 5th best in the majors...Allowed just 2 HR in his last 26 appearances...Gave up fewer hits than innings for the 7th straight professional season...Held right-handed hitters to a .226 batting average...Although lefties batted .292 against him, none hit a home run.

1993: Set personal ML highs with 45 appearances, 4 saves and 68 strikeouts. Finished 3rd in the AL in relief innings pitched, 100.1...For the 2nd consecutive season, led the AL with highest innings pitched per relief appearance (min. 20 appearances): 2.2 in 1992 and 2.1 in 1993...Had season highs of 5.2 innings pitched, June 25 vs. New York and of 5 strikeouts in a game 3 times: June 25 vs. New York, Aug. 12 at Detroit and Aug. 21 vs. Texas...Held opponents to a low .187 average with runners on base (min. 150 plate appearances)...Overall, opponents batted .225, 7th lowest among relief pitchers...With runners in scoring position, foes hit .184, also 7th lowest among relief pitchers...Suspended for fighting in June 6 game against Seattle; served his suspension June 26.

1992: Tied for 2nd in the AL with 9 relief wins behind KC's Rusty Meacham...Oakland's Jeff Parrett and Cleveland's Eric Plunk also had 9 wins...Tied for 6th in the AL in win pct (.714) among pitchers with 10 or more wins...Although he didn't join the Orioles from AAA Rochester until April 17 and pitched only twice in the last 3 weeks of the season due to a sore right elbow, he still finished 8th in the AL in relief innings pitched (90)...Averaged 2.2 innings per relief appearance, highest average among AL relievers with at least 10 appearances...Worked 4 or more relief innings 11 times...As a reliever, he held opponents to a .198 average, 6th lowest batting average in the AL...Overall, opponents hit .215, including .198 with men on base, 3rd best among all AL pitchers...Held righties to a .191 batting average...Made 3 starts, one of which resulted in an 8-hit shutout in which he combined with Todd Frohwrth and Gregg Olson to beat Jack Morris at Toronto on Aug. 11...Was co-winner with Rick Sutcliffe of the Favorite New Oriole Award given by the Oriole Advocates.

1991: Began the season with AAA Columbus, but was recalled by the Yankees on May 17...Was tied for the International League lead in saves at the time of his recall (6 saves, 1.47 ERA)...Was up with the Yankees for only 3 days and made 2 scoreless appearances against Seattle before returning to the Columbus...Upon his return, became primarily a starter for the Clippers...Returned to the Yankees following the Triple A playoffs on September 16...Made his first 2 ML starts, both against Cleveland...Lost his first start on September 29, 5-2 at Cleveland and didn't get the decision in his 2nd start at home on October 4.

1990: Became the first Yankee since Jose Rijo in '84 to jump from Class A to the majors when he made the big league roster out of spring training...Earned the James P. Dawson Award that spring given annually by the NY beat writers to the outstanding rookie in Yankee spring training...Made his ML debut April 14 vs Texas with 2.2 scoreless innings...Earned first big league win on June 21 at Toronto, despite allowing first ML homer to John Olerud...Lost twice to the Orioles, both in the 10th inning in relief...Fell 5-4 to Brian Holton on June 8 at Baltimore and 6-3 on September 24 to Jose Bautista at NY.

1989: Spent first 4 full seasons at Class A level...Was 12-29 in first 3 1/2 pro seasons, but on June 22, went from Ft. Lauderdale to Prince William (both Class A), and went 6-1...Held opponents to a .164 average and averaged 9.68 strikeouts per 9 innings, 2nd best ratio among Carolina League relievers.

1988: Spent the year at Class A Prince William...Appeared in then career-high 42 games, 5 as a starter, and went 3-8 with 4 saves and a 4.13 ERA.

1987: After being acquired by the Yankees from the Angels, Alan spent the season at Class A Prince William and suffered a career-high 11 losses...Mills compiled a 6.09 ERA and yielded 102 hits in 85.2 innings.

1986: Spent his first professional season at Salem in the California Angels organization...Used solely as a starter...In 14 starts, went 6-6 with a CG and a 4.63 ERA.

PERSONAL/MISCELLANEOUS

Married...Wife's name is Shareese...One Child: Tyson (8/26/96)...Attended Kathleen (Lakeland, FL) HS... Attended Tuskegee (AL) University for one year, then Polk Community College in Winter Haven, FL where he received his associates degree...Is a baseball card collector and is interested in the history of the Negro Leagues and old cars...In 1997, in honor of Jackie Robinson, Alan initiated *Alan's Team*, a ticket program that invites 600 inner city children to Oriole Park throughout the regular season.

YEAR	CLUB	W	L	ERA	G	GS	CG	SHO	SV	IP	H	R	ER	HR	BB	SO
1986	Salem-1	6	6	4.63	14	14	1	0	0	83.2	77	58	43	1	60	50
1987	Prince William-2	2	11	6.09	35	8	0	0	1	85.2	102	75	58	7	64	53
1988	Prince William	3	8	4.13	42	5	0	0	4	93.2	93	56	43	4	43	59
1989	Fort Lauderdale	1	4	3.77	22	0	0	0	6	31.0	40	15	13	0	9	25
	Prince William	6	1	0.91	26	0	0	0	0	41.2	48	21	19	4	33	24
1990	NEW YORK (AL)	1	5	4.10	36	0	0	0	6	29.1	22	11	11	0	14	30
	Columbus	3	3	3.38	17	0	0	0	8	113.2	109	65	56	3	75	77
1991	Columbus	7	5	4.43	38	15	0	0	0	16.1	16	9	8	1	8	11
	NEW YORK (AL)	1	1	4.41	6	2	0	0	1	5.0	6	3	3	1	2	8
1992	Rochester-3	0	1	5.40	3	0	0	0	2	103.1	78	33	30	5	54	60
	BALTIMORE	10	4	2.61	35	3	0	0	4	100.1	80	39	36	14	51	68
1993	BALTIMORE	5	4	3.23	45	0	0	0	2	45.1	43	26	26	7	24	44
1994	BALTIMORE	3	3	5.16	47	0	0	0	2	45.1	30	0	0	0	2	1
1995	Gulf Coast	0	0	0.00	1	1	0	0	0	2.2	2	0	0	0	0	2
	BALTIMORE	3	0	7.43	21	0	0	0	0	23.0	30	20	19	4	18	16
	Rochester	0	1	0.00	1	1	0	0	0	2.2	2	0	0	0	0	5
1996	BALTIMORE	3	2	4.28	49	0	0	0	3	54.2	40	26	26	10	35	50
1997	BALTIMORE	2	3	4.89	39	0	0	0	0	38.2	41	23	21	5	33	32
Minor Lg. Totals		28	40	4.27	199	44	1	0	33	486.1	476	334	231	17	287	349
BALTIMORE Totals		26	16	3.89	236	3	0	0	11	365.1	312	167	158	50	215	270
American League		28	22	3.93	278	5	0	0	11	423.1	376	197	185	50	256	305
National League		-	-	-	-	-	-	-	-	-	-	-	-	-	-	-
ML Totals		28	22	3.93	278	5	0	0	11	423.1	376	197	185	50	256	305

1. Selected by California in June '86 free agent draft (1st round secondary phase), previously selected by Boston in the January '86 free agent draft (1st round, 13th overall pick), but did not sign.

2. Acquired by the Yankees from California on 6/22/87 for RHP Ron Romanick.

3. Acquired by Orioles from Yankees in deal for RHPs Francisco De La Rosa and Mark Carper on 2/29/92.

Acquired by Orioles from Yankees

DIVISION	SERIES	W	L	ERA	G	GS	CG	SHO	SV	IP	H	R	ER	HR	BB	SO
1996	Bal vs Cle	0	0	0.00	1	0	0	0	0	1.0	1	0	0	0	0	1
1997	Bal vs Sea	0	0	0.00	1	0	0	0	0	1.0	1	0	0	0	0	1
Totals		0	0	0.00	2	0	0	0	0	2.0	2	0	0	0	0	2

LCS	W	L	ERA	G	GS	CG	SHO	SV	IP	H	R	ER	HR	BB	SO	
1996	Bal vs NYY	0	0	3.86	3	0	0	0	0	2.1	3	1	1	0	1	3
1997	Bal vs Cle	0	1	2.70	3	0	0	0	0	3.1	1	1	1	0	2	3
Totals		0	1	3.18	6	0	0	0	0	5.2	4	2	2	0	3	6

	1997 SEASON								LIFETIME							
	ERA	W-L	SV	G	IP	H	ER	HR	ERA	W-L	SV	G	IP	H	ER	HR
Total	4.89	2-3	0	39	38.2	41	21	5	3.93	28-22	11	278	423.1	376	185	50
Home	5.29	1-1	0	21	17.0	17	10	2	3.59	15-8	5	120	180.1	149	72	24
Away	4.57	1-2	0	18	21.2	24	11	3	4.19	13-14	6	158	243.0	227	113	26
Ava	0.00	1-0	0	2	1.0	1	0	0	2.25	1-1	1	16	28.0	23	7	0
Bal	-	-	-	-	-	-	-	-	9.00	0-2	0	3	3.0	4	3	1
Bos	0.00	0-0	0	1	0.1	0	0	0	2.25	0-0	1	11	20.0	18	5	3
Cws	0.00	0-0	0	1	0.1	0	0	0	6.03	3-3	0	22	34.1	30	23	6
Cle	3.38	0-1	0	3	2.2	2	1	0	4.62	3-5	0	27	37.0	33	19	4
Det	7.94	0-2	0	4	5.2	8	5	1	4.17	3-5	1	30	51.2	41	24	6
KC	4.15	1-0	0	6	8.2	7	4	2	5.26	2-2	1	22	30.2	38	18	6
Mil	4.50	0-0	0	5	4.0	5	2	0	2.69	3-0	1	14	20.1	19	12	1
Min	-	-	-	-	-	-	-	-	5.31	0-0	1	18	32.0	30	12	3
NYY	16.21	0-0	0	2	1.2	4	3	1	3.38	4-2	0	18	29.0	21	15	5
Oak	0.00	0-0	0	2	1.2	1	0	0	4.66	4-0	1	21	29.0	21	15	5
Sea	-	-	-	-	-	-	-	-	0	2.97	1-1	2	29	39.1	28	13
Sea	0.00	0-0	0	3	3.0	2	0	0	-	-	-	-	-	-	-	-
Tex	0.00	0-0	0	3	1.2	0	0	0	3.21	2-0	0	18	28.0	19	10	4
Tor	0.00	0-0	0	3	3.0	2	0	0	2.18	2-1	1	15	24.2	28	8	2
AL East	6.88	0-2	0	10	10.2	14	8	2	3.43	9-10	3	77	131.1	121	50	15
AL Central	3.99	1-1	0	15	15.2	14	7	2	4.64	11-10	4	113	162.2	155	84	19
AL West	0.00	1-0	0	10	7.1	4	0	0	3.26	8-2	4	84	124.1	91	45	15
PRE ASG	4.85	1-1	0	10	13.0	13	7	2	3.84	17-10	4	154	232.0	206	99	31
POST ASG	4.91	1-2	0	29	25.2	28	14	3	4.05	11-12	7	124	191.1	170	86	19
April	3.60	1-0	0	4	5.0	2	2	1	5.94	2-2	0	34	47.0	43	31	10
May	-	-	-	-	-	-	-	-	2.85	5-3	1	49	75.2	60	24	5
June	2.08	0-0	0	4	4.1	5	1	0	3.12	7-4	2	52	77.2	75	27	8
July	5.14	0-1	0	9	7.0	7	4	1	4.29	3-3	1	52	71.1	64	34	10
August	5.14	1-0	0	12	14.0	17	8	2	4.00	4-4	3	47	83.1	74	37	10
Sept/Oct	6.48	0-2	0	10	8.1	10	6	1	4.21	7-6	4	44	68.1	60	32	7
All	-	-	-	-	-	-	-	-	-	-	-	-	-	-	-	-
Fla	0.00	0-0	0	1	1.0	0	0	0	0.00	0-0	0	1	1.0	0	0	0
Mon	0.00	0-0	0	1	0.1	1	0	0	0.00	0-0	0	1	0.1	1	0	0
NY	14.73	0-0	0	2	3.2	8	6	1	14.30	0-0	0	2	3.2	8	6	1
Phi	-	-	-	-	-	-	-	-	-	-	-	-	-	-	-	-
NL East	10.80	0-0	0	4	5.0	9	6	1	10.80	0-0	0	4	5.0	9	6	1

1998
Orioles

BATTING RECORD

YEAR	AVG	AB	R	H	2B	3B	HR	RBI	BB	SO	SB	CS
1997 Totals												
Career Totals												
Post Season Totals												

FIELDING

P	PCT	G	PO	A	E	DP
1990	.867	36	3	10	2	0
1991	1.000	6	0	5	0	0
1992	1.000	35	9	17	0	2
1993	.857	45	7	11	3	2
1994	1.000	47	3	2	0	0
1995	1.000	21	0	1	0	0
1996	1.000	49	4	7	0	2
1997	.778	39	3	4	2	0
Career	.925	278	29	57	7	6

LIFETIME BY BALLPARK

ALAN MILLS	ERA	W	L	S	G	IP	H	ER	HR
Anaheim Stadium	1.64	0	1	0	6	11.0	10	2	0
Oriole Park at Camden Yards	3.62	15	7	5	119	179.0	147	72	24
Memorial Stadium	0.00	0	1	0	1	1.1	2	0	0
Fenway Park	2.25	0	0	1	5	12.0	10	3	1
Comiskey Park	7.64	0	1	0	9	17.2	17	15	4
Comiskey Park (Old)	0.00	0	0	0	1	0.2	0	0	0
Jacobs Field	13.50	0	2	0	7	5.1	10	8	3
Cleveland Stadium	3.75	2	1	0	7	12.0	10	5	0
Tiger Stadium	4.67	1	2	1	16	27.0	20	14	3
Ewing M. Kauffman Stadium	6.75	2	1	1	12	17.1	19	13	5
County Stadium	2.70	2	0	2	14	20.0	16	6	0
Hubert H. Humphrey Metrodome	6.75	0	0	0	9	14.2	15	11	1
Yankee Stadium	3.13	1	5	0	29	46.0	50	16	4
Oakland-Alameda County Coliseum	3.24	2	0	0	11	16.2	10	6	1
The Kingdome	3.06	1	1	1	13	17.2	14	6	1
The Ballpark in Arlington	8.10	0	0	0	6	3.1	4	3	2
Arlington Stadium	1.23	0	0	0	5	7.1	5	1	0
Skydome	2.70	2	0	0	7	13.1	17	4	1

RYAN DALE MINOR

THIRD BASEMAN—#77: Spring Training Invitee

Born: January 5, 1974

Opening Day Age: 24

Height: 6'7"

Weight: 225

Bats: R

Throws: R

Birthplace/Residence: Born in Canton, OH...

Resides in Edmond, OK

Contract Status: Signed thru '98

M.L. Service: None

Acquired: Orioles 33rd round selection in the 1996 Amateur Draft (Lane Decker)



1997

- Spent the year at Class A Delmarva where he led the Shorebirds to the South Atlantic League championship...He was named the league's Most Outstanding Major League Prospect as he batted .307 with 24 HR and 97 RBI.
- Winner of the Brooks Robinson Minor League Player of the Year award given annually to the Orioles top minor league position player.
- Ryan was selected to play in the South Atlantic League All-Star Game and was named to the league's end of season All-Star squad.
- Was honored as SAL "Player of the Month" for June...During the month he batted .333 (32-96) with 9 HR and 28 RBI.

PRO CAREER

1996: Spent the season at Bluefield, the Orioles entry in the Rookie Appalachian League...Joined Bluefield two weeks into the season...Struggled initially, batting .159 (7-44) after 13 games...Heated up later and batted .385 (15-39) August 15-27 to reach a season best .265 average on the next to last day of the regular season...Batted .333 (4-12) with 2 HR and 2 RBI in the Orioles 3-game League Championship victory over the Kingsport Mets...Played 22 games at third base and three games at shortstop...At 6'7", he is three inches taller than the tallest regular shortstop in major league history, Cal Ripken,

Jr...On January 29, Ryan left his Continental Basketball Association team, the Oklahoma City Calvary, and committed to baseball full-time for at least two years.

COLLEGIATE CAREER

Played four varsity seasons of basketball and baseball at the University of Oklahoma...Helped his team to the baseball NCAA championship in 1993-94, his sophomore year, and was named to the Tournament Regional and All-College World Series Teams that season...In hoops as a junior (1994-95), Ryan was the landslide winner of the Big Eight "Player of the Year" award...Tabbed MVP of the NCAA Regional Tournament...That season he shot 48.6% from the field, 39.2% from three-point range, 82.2% from the line and led the club with 70 steals...As a junior he was a 1st Team All-America choice by A.P., Inside Sports, Street & Smith's, The Sporting News and College Sports...Both College Sports and Basketball Weekly chose him as the best small forward in the nation.

During his senior year his scoring average dipped to 21.3 ppg, but he still finished second in the Big Eight "Player of the Year" voting and was named 3rd Team All-American by UPI and Basketball Times...Ranks 2nd at Oklahoma in career three-point field goals (170) and 6th in total points (1,946).

PROFESSIONAL CAREER

Was drafted in the 2nd round of the NBA Draft (32nd overall) by the Philadelphia 76ers in 1996...Was cut by Philly and spent the season with the Oklahoma City Calvary of the CBA...Played a reserve role when he first joined the Calvary, but started his last 12 games and during that stint he averaged 37.3 minutes, 12.4 points and 5.4 rebounds while shooting 54% from the field.

PERSONAL/MISCELLANEOUS

Single...Graduated from Hammann (OK) High School...While there he played basketball and baseball...As a senior he was selected by USA Today as one of the top 25 high school baseball players in the country...Was drafted by the Orioles in the 15th round of the 1992 Amateur Draft but chose to attend the University of Oklahoma instead...Was the Oklahoma High School basketball player of the year as a senior...Earned All-State honors in both sports...His twin brother, Damon, played first base on the 1994 University of Oklahoma team that won the College World Series...Damon is now playing in the San Francisco Giants organization...Hobbies include going to the movies and reading novels...Nickname is "Ryno"...Returned to Baltimore this past off-season to take part in the Orioles Winter Caravans.

YEAR	CLUB	AVG	G	AB	R	H	2B	3B	HR	RBI	BB	SO	SB	CS
1996	Bluefield-1	.253	25	87	14	22	6	0	4	9	7	32	1	0
1997	Delmarva	.307	134	488	83	150	42	1	24	97	51	102	7	3
Minor Lg. Totals		.299	159	575	97	172	48	1	28	106	58	134	8	3
BALTIMORE Totals		-	-	-	-	-	-	-	-	-	-	-	-	-
American League		-	-	-	-	-	-	-	-	-	-	-	-	-
National League		-	-	-	-	-	-	-	-	-	-	-	-	-
ML Totals		-	-	-	-	-	-	-	-	-	-	-	-	-

1-Selected by the Orioles in 33rd round of June 1996 draft.

STEVEN (STEVE) ROBERT MONTGOMERY III RHP—#67

Born: February 21, 1974

Opening Day Age: 24

Height: 6'6"

Weight: 230

Bats: R

Throws: R

Birthplace/Residence: Born in Mecca, OH...Resides in Warren, OH

Contract Status: Signed thru '98

M.L. Service: None

Acquired: Signed by the Orioles as a free agent on October 31, 1995



1997

- Outstanding season culminated with his being named the recipient of the Jim Palmer Prize, given annually to the Orioles top minor league pitcher.
- Spent most of the year at AA Bowie where he finished 3rd in the Eastern League in ERA (3.10) and tied for the Baysox team lead in wins (10)...Owned the league's best winning percentage (.667) among right-handers with 10 or more victories.
- Named to the Eastern League post-season All-Star team...Was Bowie's "Pitcher of the Month" in August (3-0, 1.52) and co-winner in April (2-0, 2.89)...Was league's "Pitcher of the Week", August 4-10.
- Bowie went 15-8 in Steve's 23 starts and he turned in ten "Quality Starts"...Set Baysox franchise record with 21.2 consecutive scoreless innings, August 8-18.
- Worked 5.0 or more innings in 18 of his starts...Two of the brief starts were the result of a pulled rib cage muscle...On May 6 he left the game in the first inning with the injury and left after three innings on May 24 due to the rib cage injury.
- Came to '98 spring training with a sore shoulder and was diagnosed as having a tear in the right labrum.

PRO CAREER

1996: Was 3-2 with a 8.54 ERA in 19 games (3 starts) and opponents had hit .371 (53-143) off him when he went on the disabled list June 3-26 with strained hip...Made 25 relief appearances after his return and compiled a 2.52 ERA (39.1 IP, 11 ER) and opponents hit only .222 (32-144) off him...In 15 games, July 15 thru Aug. 25, he allowed 2 earned runs and 20 hits in 27.1 IP (0.68 ERA)...Had a 9.49 ERA (12.1 IP, 13 ER) in his 3 starts...Was 1-2 with a 5.12 ERA in 7 games for Phoenix in the Arizona Fall League, then went to Australia and was 1-3 with a 3.00 ERA in 4 starts for Perth...Lone win was a complete game shutout.

1995: Played for the Johnstown (PA) Steel in the independent Frontier League...Pitched in 33 games, all in relief, and allowed only 1 unearned run in 38.2 IP all season...Went 2-0 with a 0.00 ERA, allowing 18 H and 16 BB striking out 52 batters...Had 9 saves and finished 30 games.

1994: Held opponents to a .194 batting average (12-62) for the Gulf Coast League Orioles.

PERSONAL/MISCELLANEOUS

Single...Graduated from Maplewood HS in Cortland, OH...Was 2-time all-state selection in basketball and once each in golf and baseball...Originally signed by Jerry Stephens of the Royals...Attended Kent (OH) State University and played baseball there...Hobbies are golf and basketball...This past off-season Steve participated in Orioles winter caravan.

Year	Club	CL	W	L	ERA	G	GS	CG	SHO	SV	IP	H	R	ER	HR	BB	SO
1994	Gulf Coast-1	R	1	1	1.56	12	0	0	0	3	17.1	12	6	3	0	5	12
1995	Johnstown	IND	2	0	0.00	33	0	0	0	9	38.2	18	1	0	0	16	32
1996	High Desert-2	A	5	6	5.27	44	3	0	0	2	71.2	85	54	42	8	34	71
1997	Rochester	AAA	0	2	12.15	2	1	0	0	0	6.2	15	12	9	1	3	2
	Bowie	AA	10	5	3.10	24	23	2	0	0	136.1	116	56	47	15	52	127
Minor Lg. Totals			18	14	3.36	115	27	2	0	14	270.2	246	129	101	24	110	272
BALTIMORE Totals			-	-	-	-	-	-	-	-	-	-	-	-	-	-	-
American League			-	-	-	-	-	-	-	-	-	-	-	-	-	-	-
National League			-	-	-	-	-	-	-	-	-	-	-	-	-	-	-
ML Totals			-	-	-	-	-	-	-	-	-	-	-	-	-	-	-

1-Signed by Kansas City as a non-drafted free agent on 9/13/93

2-Signed as a free agent by the Orioles on October 31, 1995

JULIO CESAR MORENO RHP—#58

Born: October 23, 1975

Opening Day Age: 22

Height: 6'1"

Weight: 165

Bats: R

Throws: R

Birthplace/Residence: Born in San Pedro de Macoris, DR...Resides in Los Llano, DR

Contract Status: Signed thru '98

M.L. Service: None

Acquired: January 15, 1993; Signed as a free agent by the Orioles (Carlos Bernhardt)...On February 13, 1998 signed a one-year contract



1997

- Spent the season at AA Bowie...Entering the season he was ranked as the Orioles 5th Best Prospect by *Baseball America*...Was promoted to AAA Rochester for the post-season.
- Was on the disabled list from April 24-May 6 with a pulled rib cage muscle...Through June 4, Julio was 5-1 with a 2.12 ERA...His only loss to that point was 3-2 to Norwich on May 23 when Dwight Gooden pitched for Norwich on a rehab assignment.
- In his final nine starts of the year he was 1-2 with a 4.56 ERA from July 20-September 1...His lone win came in the form of an 11-0 shutout victory over Binghamton on August 10.
- Was named Baysox "Pitcher of the Month" for May when he went 4-1 with a 2.73 ERA...Won consecutive relief outings, May 6 & 9 for his first two wins of the season.
- During the year, 17 baserunners attempted to steal with Julio on the mound and 11 were thrown out (64.7%).

PRO CAREER

1996: Pitched at Frederick in the Carolina League at the age of 20 and led the Orioles minor league system with 147 strikeouts, ranking 2nd in the league...His 3.50 ERA was 3rd best among Orioles farmhands (92.0 or more IP) and he was tied for 3rd in the system with 9 wins...Julio was among the Carolina League leaders in ERA (5th, 3.50), Starts (T4th, 26), Innings Pitched (5th, 162.0) and Strikeouts...Moreno was 2nd among Carolina League starters in Strikeouts Per 9IP (8.22) and Fewest Walks Per 9IP (1.35)...Won five of six decisions in 10 starts from May 17 through July 6...At that point he was 7-4 with a 3.01 ERA...Then lost six of last eight decisions from July 13 to the end of the season...Was Frederick's "Pitcher of the Month" in May when he went 4-2 with a 3.60 ERA, including 40 strikeouts in 35.0 innings...Struck out a season-high 12 batters in 7.1 innings vs. Prince William on August 9...On the year he struck out seven or more batters eight times...Following the season he pitched for Estrellas in the Dominican Winter League.

1995: Pitched a 1-hit shutout on July 8, beating GCL Pirates 5-0 in league's only 1-hitter...Was named GCL "Pitcher of the Week", July 3-9...In two outings, went 14 IP, allowing 6 H, 1 ER, 2 BB, 13 K for a 0.64 ERA...Struck out 10 batters in 8.2 innings on June 29 vs. GCL White Sox...Held opposing hitters to a .142 batting average (17-120) in GCL...Walked only 7 batters in 34 innings...Moved up to Class A Bluefield and made 8 starts and 1 relief appearance...Appalachian League hitters batted .308 (61-198) against him...Walked 12 in 49.1 innings at Bluefield...Overall, was 7-5 with a 3.13 ERA (83.1 IP, 78 H, 29 ER, 19 BB and 65 K).

1994: Appeared in 4 games with Gulf Coast O's, all in 11-day period, August 18-28...Pitched in the Dominican Summer League program before coming to the Gulf Coast League.

1993: Played with the San Pedro de Macoris Orioles (Dominican Summer League).

PERSONAL/MISCELLANEOUS

Single...Enjoys fishing in his spare time...The Orioles were his favorite team as a child.

Year	Club	W	L	ERA	G	GS	CG	SHO	SV	IP	H	R	ER	HR	BB	SO
1993																
Dominican Summer League-1																
1994																
	Gulf Coast	0	2	11.88	4	2	0	0	0	8.1	14	14	11	2	1	6
	Bluefield	4	3	4.20	9	8	0	0	0	49.1	61	31	23	3	12	36
1995																
	Gulf Coast	3	2	1.59	5	5	1	1	0	34.0	17	9	6	0	7	29
1996																
	Frederick	9	10	3.50	28	26	0	0	1	162.0	167	80	63	14	38	147
1997																
	Bowie	9	6	3.83	27	25	1	0	0	138.2	141	76	59	20	64	106
Minor Lg. Totals		25	23	3.72	73	66	2	1	1	392.1	400	210	162	39	122	324
BALTIMORE Totals		-	-	-	-	-	-	-	-	-	-	-	-	-	-	-
American League		-	-	-	-	-	-	-	-	-	-	-	-	-	-	-
National League		-	-	-	-	-	-	-	-	-	-	-	-	-	-	-
ML Totals		-	-	-	-	-	-	-	-	-	-	-	-	-	-	-

1-Signed as a free agent 1/15/93

MICHAEL (MIKE) COLE MUSSINA

RHP—#35

Born: December 8, 1968
Opening Day Age: 29
Height: 6'2" **Weight:** 185
Bats: S **Throws:** R
Birthplace/Residence: Born in Williamsport, PA...Resides in Montoursville, PA
Contract Status: Signed thru 2000
M.L. Service: 6 years, 66 days
Acquired: Orioles 1st round selection (20th overall) in 1990 Amateur Draft (Ed Sprague)...On May 3, 1997 signed a three-year contract extension thru 2000



GAME HIGHS & STREAKS

LOW HITTER: 1-hitter, twice, May 30, 1997 vs. Cleveland and July 17, 1992 at Texas; 2-hitter, October 1, 1995 vs. Detroit...**STRIKEOUT HIGH:** 15 (post season), October 11, 1997 in Gm #3 of ALCS at Cleveland...14, twice, July 5, 1997 at Detroit and May 16, 1993 at Detroit...**WALK HIGH:** 6, three times most recently June 20, 1997 at Toronto...**HR ALLOWED:** 5, July 1, 1994 vs. California...**WINNING STREAK:** 8 games, twice, most recently April 11-June 9, 1997...**LOSING STREAK:** 3 games, three times, most recently August 28-September 7, 1997

1997

- Completed the season with a 105-49 career record...The .682 winning percentage is the highest among active pitchers and is the 4th best winning percentage among 20th Century pitchers with 90 or more wins behind only former Yankees pitchers Spud Chandler (.714, 110-44), 1937-47 and Whitey Ford (.690, 236-106), 1950-67, and former Reds' hurler Don Gullett (.686, 109-50), 1970-78.
- Won 15 games for the Orioles, marking the 6th straight year that he has reached the teens in victories...Teamed with Key and Erickson to mark the first time the Orioles have had three pitchers with 15 or more wins since 1982 (Palmer, Flanagan, Martinez)...Also surpassed the 200-innings pitched mark for the 3rd straight season and 4th time in his career.
- Due to a calcium deposit in his right elbow, Mike did not start on Opening Day for the first time since 1993...Was replaced in the opener by Key.
- Finished the season with 218 strikeouts, 4th most in the league...The 218 Ks set a new Orioles single season record, breaking his own mark of 204 set last year.
- On the year the Orioles bullpen had 10 blown saves, fewest in baseball...Five of the pen's 10 blown saves came in games that Mussina left with the lead.
- Mike was among the league leaders in a host of categories: 6th in ERA (3.20); 4th in Strikeouts (218); 6th in BA Against (.234, 197/843); 4th in BA Against with RISP (.193, 31/161); 3rd in BA Against by LH Hitters (.221, 95/429); 4th in Home ERA (2.68) and 10th in Road ERA (3.79); 3rd in On-Base Pct. Allowed (.282, 254/902); 6th in Hits/IP Ratio (.88, 197 in 224.2) and 10th in Pitches Thrown (3480).
- Captured his second straight and second career Rawlings Gold Glove Award...Mike compiled a perfect 1.000 fielding Pct. in 1997 (43/43), joining seven other AL pitchers with flawless fielding percentages.
- On May 8 at Camden Yards, Mike defeated Randy Johnson and the Mariners, 13-3...The win ended Johnson's 16-game winning streak, one shy of the major league record.
- On May 30 at Oriole Park, Mussina retired the first 25 batters he faced before losing a perfect game bid with one out in the 9th with a single by Sandy Alomar...After the single he struck out the final two hitters in the game for his 2nd career 1-hitter...It was the 10th time that an Orioles pitcher lost a no-hitter in the 9th inning and the first since Eric Bell in '87.
- On June 25 at Milwaukee, Mike had a no-hitter through 7.0 innings before Jose Valentin opened the bottom of the 8th with a single.
- Named to the American League All-Star Team for the 4th time in his career but did not appear in the game played in Cleveland on July 8.
- Single off Atlanta's John Smoltz on June 14 at Atlanta made him the first Orioles pitcher to get a hit in a regular season game since Roric Harrison homered at Cleveland on October 3, 1972 on the final day of the season in the last year before the designated hitter rule was instituted...Tim Lincecum singled in Game 4 of the 1979 World Series.

130

- Defeated the Phillies on June 30 in Baltimore for his 100th career win...The win gave him a 100-43 career mark, the 8th fewest losses at 100 wins in history...He was also the 4th youngest Oriole to reach 100 wins (28 years, 6 months, 22 days).
- On July 5 at Detroit he matched his career-high and the Orioles club record with 14 strikeouts...It was the 5th time that an Orioles pitcher struck out 14 in a game, the second time for Mussina.
- In his final nine starts of the year he went 2-4 despite a 3.34 ERA (56.2IP, 58H, 21ER)...Over that stretch the Orioles averaged just 3.1 runs per start (9 starts/28 runs) and scored more than three runs just three times.
- In the AL Division Series vs. Seattle, Mike went 2-0 with a 1.93 ERA, defeating Mariners ace Randy Johnson in Game 1 and again in the clinching Game 4.
- In two ALCS starts vs. Cleveland, he did not receive a decision despite allowing just one earned run in 15.0 innings, including 4 walks and 25K's
- In Game 3 at Jacobs Field, he struck out 15 batters in 7.0 innings...The 15 K's set an LCS record for most K's in a game, later tied in the NLCS by Florida's Livan Hernandez, and the total was two shy of Bob Gibson's single game post season mark of 17 set in '68 WS.
- In Game 3, he tied Curt Shilling's '93 LCS record with five consecutive strikeouts...In addition, Mike's 31 strikeouts in his three post season starts shattered Dave McNally's club record for a single post season...McNally struck out 24 in the '69 post season.

PRO CAREER

- 1996:** Matched his career-high by winning 19 games for the second straight season...Mussina made four attempts in his effort to become the Orioles first 20-game winner since Mike Boddicker in 1984...18 of his 36 starts this year resulted in Quality Starts (6.0 or more IP, 3 or fewer ER)...After the All-Star break he pitched 7.0 or more innings in 13 of his 17 starts, however, in the season's second half he went 8-6 with a 4.74 ERA...On May 9 vs. Seattle he yielded a career-high 13 hits...On July 26 he lost a third straight decision (4 starts) for the first time in his career...Captured first career Rawlings Gold Glove award for defensive excellence...In the annual Baseball America "Tools of the Trade" poll, Mike was tabbed as having baseball's "Best Changeup", "Best Control" and was the overall "Best Pitcher"...Mussina placed 5th in the BBWAA Cy Young Award balloting with one second place and two third place votes for a total of five points...He finished behind Pat Hentgen, Andy Pettitte, Mariano Rivera and Charles Nagy...The 19-game winner received the second best Run Support Per 9IP in the American League at 6.84 (243.1IP, 185R), trailing only Boston's Tom Gordon at 7.34.
- 1995:** The Orioles ace tied Greg Maddux for the major league lead with a career-high 19 victories...Left-handed hitters batted just .210 (102-486) against Mussina, the best average against left-handers in the league...In addition, he averaged 3.16 strikeouts for every walk allowed, the 2nd best K/BB ratio in the league, second only to Seattle's Johnson and his On-Base Percentage Allowed was .270, second lowest to Johnson's .266...On the year, opposing baserunners stole four bases with Mussina on the hill but were caught stealing six times...The 40% success rate was the third lowest among A.L. pitchers...Through his first 11 starts of the year he was 5-5 with a 5.13 ERA (66.2IP, 61H, 38ER) and 15 HR allowed...Over his final 21 starts he was 14-4 with a 2.50 ERA (155IP, 126H, 43ER) and 9 HR allowed...Compiled a career-best 8-game winning streak over 9 starts, June 23 through August 2...Had a string of 24.0 consecutive innings without a walk spanning from the last two innings of his April 26 start through the first three frames of his May 18 start...He tossed 6.0 or more innings in 26 of 32 starts (81%) and 7.0 or more frames in 22 of 32 assignments (69%)...With runners in scoring position in '95 he held opponents to a .212 average (31-146) and with runners in scoring position and two out he limited batters to a .208 average (16-77)...With runners on base, his .230 (62-270) average against was 7th best in baseball...Put together a string of 26.0 consecutive scoreless innings, September 21 through October 1 as he ended the season with three straight CG victories...It was the second longest consecutive scoreless innings string in the league behind Kenny Rogers' 39.0...Named at the right-handed pitcher on The Sporting News A.L. All-Star Team and the right-hander on the USA Today Baseball Weekly American League "Best of '95"...Finished 5th in the American League Cy Young balloting behind Randy Johnson, Jose Mesa, Tim Wakefield and David Cone.
- 1994:** Finished in a four way, second place tie for most wins in the majors (16), behind the Yankees' Jimmy Key (17), along with David Cone, Ken Hill and Greg Maddux...He and McDonald combined for 30 wins in the abbreviated season,

131

1998
Orioles

most by a pair of major league teammates...Tied the Orioles record for most wins at the All-Star break with 13...Jim Palmer, Dave McNally and Mike Cuellar each did it twice...Palmer was the last to accomplish the feat at the break in '75...Steve Stone, who holds the club record for most wins in a season (25), tied 12 at the break that season...Threw five home run balls on July 1 vs California to join Jim Palmer in the Orioles record books...On the road, Mike was 8-1 with a league best 2.04 ERA...Held batters to a .221 (28-127) average from the 7th inning on...Only 7 of 13 baserunners attempting to steal were successful against him...Became the first Oriole ever to be chosen for the All-Star team in each of his first three full seasons.

1993: Reached 36 major league wins in 69 games; only 2 pitchers have reached 36 wins with the Orioles in less time and neither were original Orioles...Mike Cuellar had 36 wins in his first 63 games with the Birds in 1969-70 after coming over to the Orioles from Houston prior to the '69 season...Steve Stone earned 36 wins in 68 games with the Orioles in '79-'80 after coming over to the Orioles from the White Sox prior to the '79 season...Only 6 other active pitchers had a better record than Mussina at this point in their career (all starts)...They are: Dwight Gooden (43-13); Juan Guzman (33-10); Roger Clemens (40-14); David Cone (34-14); Orel Hershiser (33-14) and Ramon Martinez (37-16)...Was one of only 3 active pitchers to go 8 games over 500 in each of his first 2 full seasons in the majors joining Dwight Gooden and Mike Boddicker...Worked 5 or more innings 48 out of his first 50 major league starts...No one in Orioles history had ever done that...Finished with the 7th best winning percentage in the AL (14-6, .700)...Missed 6 weeks during the season with a sore right shoulder and lower back pain...Was on the disabled list, June 22-Aug 19, with the shoulder injury...Still led the club in wins for the 2nd straight year...Returned from DL August 20 before the return of soreness in his shoulder and back sidelined him in mid-September...On May 16 at Detroit, he tied a club record with 14 strikeouts, a mark that was last accomplished in a regular season game more than 35 years ago (Connie Johnson, Sep 2, '57 vs. NY)...Bob Turley (April 21, 1954 vs. Cle.) and Mike Boddicker (October 6, 1983 vs. CWS in the ALCS) also have a share of the record.

1992: Finished 4th in the AL Cy Young voting with 26 points (2 first place votes) behind Dennis Eckersley (107), fellow Stanford alum Jack McDowell (51), and Roger Clemens (48) and just ahead of Jack Morris (10)...His .783 winning percentage led the majors and was 4th best in club history behind Dave McNally (.808, 21-5 in 1971); Jim Palmer (.800, 16-4, in 1969) and Wally Bunker (.792, 19-5 in 1964)...At 23, became the O's youngest 18-game winner since 19-year-old Wally Bunker won 19 games in 1964...The only other Orioles to win that many games at a younger age are Steve Barber and Chuck Estrada, who both won 18 games as 22-year-olds in 1961 and 1960 respectively...His 2.54 ERA was 3rd best in the AL and the lowest by an Oriole (excluding abbreviated '81 season) since Jim Palmer in 1978 (2.46)...The last time an AL pitcher Mike's age or younger posted an ERA that low was in 1976 when Mark Fidrych (2.34) and Frank Tanana (2.43) did it at 22 and 23 respectively...Led the O's in innings pitched (241.0) and was 8th in the AL...His inning total was more than any Oriole since Mike Boddicker's 261 in '84...Allowed 2 runs or less in 20 of 32 starts and one run or less 14 times...Began the season 5-0 and finished the year with a 7-game win streak over his last 9 starts...In his first start after the All-Star break, July 17 at Texas, pitched the 29th one-hitter in club history, winning 8-0 with 10 strikeouts over 20-game winner Kevin Brown...Kevin Reimer broke up the no-hit bid with a one-out double in the 5th...At 23 years, 8 months became the youngest Oriole pitcher to make the All-Star team since Chuck Estrada (22) in '60.

1991: Joined the Orioles on July 31 and became the O's most effective starter over the last 2 months...Finished with the lowest ERA (2.87) among the 28 major league rookies with 10 or more starts...Posted the AL's 2nd best ERA after September 1 (1.66), 2nd only to Oakland's Mike Moore (1.46)...After September 1, Mussina allowed 2 runs or less in all 6 starts, but was only 2-1...Fanned 10 batters in his first ML win, 10-2, at home over Texas on August 14...Lost 1-0 in his ML debut at Chicago on August 4 (IP-7.2, H-4, ER-1, BB-4, SO-1) on a homer by Frank Thomas...On September 22 at Cleveland, he took a 1-0 lead into the 9th inning, but lost 2-1...When promoted from AAA Rochester on July 31, was tied for the International League lead in wins (10), 2nd in ERA (2.87) and 2nd in strikeouts (107)...Was the winner of the first Palmer Prize as the top pitcher in the O's minor league system.

1990: Signed with the Orioles July 2, '90 after he was taken in the first round in the June 4 draft...Made his official debut July 19 for AA Hagerstown vs. Canton-Akron (Indians)...Worked 4.0 scoreless innings pitching against Cleveland's John Farrell, who was on a rehab assignment...In 11 pro starts

that season, including 2 in post-season for Rochester, he allowed more than 2 earned runs only once...Walked only 8 batters in his last 63.1 innings, none in 14.2 post-season innings for Rochester...Earned his first pro win on July 31, when he beat New Britain, 7-0, with 7 shutout innings while pitching for Hagerstown...In his last 5 regular season starts (3 at AA and 2 at AAA), he allowed only 3 earned runs in 36.2 innings.

PERSONAL/MISCELLANEOUS

Married to the former Jana Lentz (11/1/97)...Step daughter's name is Kyra (12/25/89)...In the off-season, Mike coaches receivers, defensive backs and kickers for the football team at his alma mater, Montoursville (PA) High School...Earned degree in economics from Stanford in December '90...Finished in only 3 1/2 years...Enjoys Stephen King novels...Signed a national letter of intent to attend Stanford, but O's picked him in the 11th round of the June '87 draft anyway...He did not sign...Purchases game tickets for local youth charity organizations; he calls his group the "Mooseketeers"...Serves as spokesman for the "One for the Community" school fund raising program, the College Board Foundation and Lycoming County (PA) Chapter for the American Red Cross...Returned to Baltimore the past two off-seasons to participate in the annual Tops in Sports Banquet and Orioles FanFest. **COLLEGE:** In '90, was 14-5 with a 3.35 ERA (G/GS-20, IP-149, SO-111, BB-35), as a junior at Stanford...Tied the school record for most wins in a season, shared with former Oriole Jeff Ballard (won 14 in '85)...Tied for 7th in the nation in wins and 6th in innings pitched...Helped the Cardinal to a 59-12 record and a No. 3 ranking...Finished with a 25-12 career record, tied for the 6th most wins in Stanford history...Worked 328.1 career innings, 5th in school history...Strained tendon in right elbow limited him to only 45.2 innings in '89...Was 9-4 as a freshman in '88 on Stanford's national championship team...All 9 of his wins came against nationally ranked teams.

HIGH SCHOOL: Attended Montoursville (PA) High School and was named the '86 and '87 Pennsylvania Baseball Player of the Year, where he compiled a 24-4 career record with a 0.87 ERA...He was 7-0 and batted .416 as a senior and was 8-1 with a .373 batting mark as a junior...Also offered scholarships in football to Penn State after kicking 60-yard field goal in football camp at PSU...Played wide receiver, defensive back and placekicker at Montoursville...Still owns school records for career receptions (119), receiving yards (1734), field goals (18) and extra points (84)...Earned All-Conference honors in football at wide receiver (twice), defensive back (twice), place kicker (three times) and punter (once)...Is Montoursville High School's #2 all-time scorer in basketball (1382 points) and was 1987 West Branch Conference "Player of the Year".

YEAR	CLUB	W	L	ERA	G	GS	CG	SHO	SV	IP	H	R	ER	HR	BB	SO
1990	Hagerstown-1,2	3	0	1.49	7	7	2	1	0	42.1	34	10	7	1	7	40
	Rochester	0	0	1.35	2	2	0	0	0	13.1	8	2	2	2	4	15
1991	Rochester	10	4	2.87	19	19	3	1	0	122.1	108	42	39	9	31	107
	BALTIMORE	4	5	2.88	12	12	2	0	0	87.2	77	31	28	7	21	52
1992	BALTIMORE	18	5	2.54	32	32	8	4	0	241.0	212	70	68	16	48	130
1993	BALTIMORE	14	6	4.46	25	25	3	2	0	167.2	163	84	83	20	44	117
	Bowie	1	0	2.25	2	2	0	0	0	8.0	5	2	2	0	1	10
1994	BALTIMORE	16	5	3.06	24	24	3	0	0	176.1	163	63	60	19	42	99
1995	BALTIMORE	19	9	3.29	32	32	7	4	0	221.2	187	86	81	24	50	158
1996	BALTIMORE	19	11	4.81	36	36	4	1	0	243.1	264	137	130	31	69	204
1997	BALTIMORE	15	8	3.20	33	33	4	1	0	224.2	197	87	80	27	54	218
	Minor Lg. Totals	14	4	2.42	30	30	5	2	0	186.0	155	56	50	12	43	172
	BALTIMORE Totals	105	49	3.50	194	194	31	12	0	1362.1	1263	558	530	144	328	978
	American League	105	49	3.50	194	194	31	12	0	1362.1	1263	558	530	144	328	978
	National League	-	-	-	-	-	-	-	-	-	-	-	-	-	-	-
	ML Totals	105	49	3.50	194	194	31	12	0	1362.1	1263	558	530	144	328	978

1-Selected by Orioles in June '87 draft (11th round), but did not sign

2-Selected by Orioles in June '90 draft (1st round, 20th player chosen)

DIVISION	SERIES	W	L	ERA	G	GS	CG	SHO	SV	IP	H	R	ER	HR	BB	SO
1996	Bal vs Cle	0	0	4.50	1	1	0	0	0	6.0	7	4	3	1	2	6
1997	Bal vs Sea	2	0	1.93	2	2	0	0	0	14.0	7	3	3	3	3	16
	Totals	2	0	2.70	3	3	0	0	0	20.0	14	7	6	4	5	22
LCS		W	L	ERA	G	GS	CG	SHO	SV	IP	H	R	ER	HR	BB	SO
1996	Bal vs NYY	0	1	5.87	1	1	0	0	0	7.2	8	5	5	1	2	6
1997	Bal vs Cle	0	0	0.60	2	2	0	0	0	15.0	4	1	1	0	4	25
	Totals	0	1	2.38	3	3	0	0	0	22.2	12	6	6	1	6	31
ALL-STAR		W	L	ERA	G	GS	CG	SHO	SV	IP	H	R	ER	HR	BB	SO
1992	AL at SD	0	0	0.00	1	0	0	0	0	1.0	0	0	0	0	0	0
1993	AL at Bal	-	-	-	-	-	-	-	-	-	-	-	-	-	-	-
1994	AL at Pit	0	0	0.00	1	0	0	0	0	1.0	1	0	0	0	0	1
1997	AL at Cle	-	-	-	-	-	-	-	-	-	-	-	-	-	-	-
	Totals	0	0	0.00	2	0	0	0	0	2.0	1	0	0	0	0	1

1997 SEASON													LIFETIME				
	ERA	W-L	Sho	G	IP	H	R	HR	ERA	W-L	Sho	G	IP	H	R	HR	HR
Total	3.20	15-8	1	33	224.2	197	80	27	3.50	105-49	12	194	1362.1	1263	533	142	142
Home	2.68	8-4	1	17	117.2	96	35	13	3.71	51-25	7	100	692.0	664	285	87	87
Away	3.79	7-4	0	16	107.0	101	45	14	3.29	54-24	5	94	670.1	599	248	55	55
Ana	1.80	1-0	0	2	15.0	10	3	0	3.48	10-3	1	16	116.1	102	45	7	7
Bal	-	-	-	-	-	-	-	-	-	-	-	-	-	-	-	-	-
Bos	7.50	0-0	0	1	6.0	8	5	2	4.20	6-3	0	15	102.2	116	48	1	1
Cws	1.69	3-1	0	4	32.0	22	6	3	4.42	8-7	0	18	114.0	121	56	13	13
Cle	1.69	2-0	1	2	16.0	10	3	0	4.74	4-6	1	11	79.2	79	42	10	10
Det	5.14	0-0	0	1	7.0	6	4	1	2.60	10-2	4	16	114.1	87	33	10	10
KC	2.57	0-1	0	1	7.0	5	2	1	2.50	9-2	1	17	122.1	97	34	12	12
Mil	3.80	2-1	0	3	21.1	18	9	3	4.33	9-4	0	14	97.2	96	47	12	12
Min	3.60	0-0	0	1	5.0	7	2	0	2.72	11-1	2	13	99.1	91	30	10	10
NYN	2.95	1-1	0	3	18.1	14	6	2	3.87	3-7	0	13	81.1	80	35	10	10
Oak	3.70	2-1	0	4	24.1	24	10	5	3.65	12-4	0	19	133.0	125	54	13	13
Sea	5.25	1-0	0	2	12.0	13	7	4	3.96	8-1	0	11	77.1	78	34	13	13
Tex	4.15	2-1	0	4	26.0	23	12	2	3.38	8-5	1	16	112.0	90	42	14	14
Tor	3.29	0-2	0	2	13.2	18	5	2	2.36	6-4	2	12	91.1	82	24	7	7
AL East	4.00	1-3	0	7	45.0	46	20	7	3.23	25-16	6	56	389.2	365	140	34	34
AL Central	2.43	7-3	1	11	81.1	62	22	7	3.67	41-20	4	73	513.0	484	209	83	83
AL West	3.72	6-2	0	12	77.1	70	32	11	3.59	38-13	2	62	438.2	395	175	26	26
PRE ASG	3.26	10-2	1	18	124.1	103	45	12	3.63	62-23	4	104	726.0	681	283	65	65
POST ASG	3.14	5-6	0	15	100.1	94	35	15	3.35	43-26	8	90	636.1	582	237	38	38
April	4.22	3-1	0	5	32.0	30	15	2	3.26	17-5	1	27	196.0	167	71	14	14
May	3.35	4-0	1	6	40.1	33	15	6	3.56	19-6	2	33	232.2	215	92	34	34
June	2.20	3-1	0	6	45.0	34	11	3	3.88	19-11	1	34	229.2	225	99	21	21
July	3.72	1-2	0	5	36.1	32	15	6	4.56	15-8	1	32	213.0	231	108	26	26
August	2.77	2-2	0	6	39.0	36	12	4	2.93	19-11	3	35	248.2	221	81	21	21
Sept/Oct	3.38	2-2	0	5	32.0	32	12	6	2.93	16-8	4	33	242.1	204	79	20	20
All	4.50	0-0	0	1	6.0	7	3	1	4.50	0-0	0	1	6.0	7	3	1	1
Fla	2.57	0-0	0	1	7.0	6	2	1	2.57	0-0	0	1	7.0	6	2	1	1
Mon	-	-	-	-	-	-	-	-	-	-	-	-	-	-	-	-	-
NY	-	-	-	-	-	-	-	-	-	-	-	-	-	-	-	-	-
Phi	1.13	1-0	0	1	8.0	6	1	0	1.13	1-0	0	1	8.0	6	1	0	0
NL East	2.57	1-0	0	3	21.0	19	6	2	2.57	1-0	0	3	21.0	19	6	2	2

BATTING RECORD													YEAR				
	AVG	AB	R	H	2B	3B	HR	RBI	BB	SO	SB	CS					
1997 Totals	.250	4	0	1	0	0	0	0	0	1	0	0					
Career Totals	.250	4	0	1	0	0	0	0	0	1	0	0					
Post Season Totals	-	-	-	-	-	-	-	-	-	-	-	-					

FIELDING													P				
	PCT	G	PO	A	E	DP											
1991	1.000	12	4	11	0	1											
1992	.978	32	13	31	1	0											
1993	1.000	25	12	19	0	1											
1994	.977	24	14	28	1	1											
1995	.951	32	13	26	2	3											
1996	1.000	36	14	34	0	3											
1997	1.000	33	18	25	0	0											
Career	.985	194	88	174	4	9											

LIFETIME BY BALLPARK

MIKE MUSSINA	ERA	W	L	S	G	IP	H	R	HR
Anaheim Stadium	2.91	6	1	0	8	58.2	42	19	3
Oriole Park at Camden Yards	3.77	48	24	0	94	649.1	628	272	85
Memorial Stadium	2.74	3	1	0	6	42.2	36	13	2
Fenway Park	4.63	3	2	0	7	46.2	55	24	0
Comiskey Park	3.16	6	3	0	10	68.1	57	24	8
Jacobs Field	8.38	1	2	0	3	19.1	26	18	4
Cleveland Stadium	2.70	1	2	0	3	23.1	24	7	0
Tiger Stadium	2.72	4	1	0	7	49.2	34	15	6
Ewing M. Kauffman Stadium	2.20	6	0	0	8	61.1	50	15	4
County Stadium	2.96	5	1	0	6	48.2	35	16	1
Hubert H. Humphrey Metrodome	2.28	6	1	0	7	55.1	52	14	4
Yankee Stadium	4.45	1	4	0	6	32.1	34	16	4
Oakland-Alameda County Coliseum	2.65	8	1	0	9	68.0	58	20	5
The Kingdome	4.85	2	0	0	4	26.0	32	14	5
The Ballpark in Arlington	4.78	2	1	0	4	26.1	24	14	1
Arlington Stadium	3.74	1	2	0	3	21.2	15	9	5
Skydome	2.61	2	3	0	7	51.2	48	15	5

ALL IN THE FAMILY

Five families have each provided two players to the Orioles, including two sets of brothers and three father-son combinations. In addition to the Ripken brothers, catcher Dick Brown ('83-'85) and his brother Larry ('73), an infielder, also played for the O's. Father-son duos to play for the O's are third baseman Bob Kennedy ('54-'55) and his son, catcher Terry ('87-'88); outfielders Don Buford ('68-'72) and his son Damon ('93-'95); and pitchers John O'Donoghue Sr. ('68) and John Jr. ('93).

WINNING PERCENTAGE AMONG ACTIVE MAJOR LEAGUERS (50 or more decisions)


Player	Won-Lost	Pct
Mike Mussina	105 - 49	.682
Dwight Gooden	177-97	.646
Randy Johnson	124-68	.646
Roger Clemens	213-118	.644
David Cone	148-86	.632
Greg Maddux	184-108	.630
Pedro Martinez	65-39	.625
Jimmy Key	180-114	.612
Ramon Martinez	116-74	.611
Pat Hentgen	82-53	.607
Tom Glavine	153-99	.607
Jack McDowell	122-80	.604
Denny Neagle	66-44	.596
Orel Hershiser	179-123	.593

HIGHEST WINNING PERCENTAGE, ALL-TIME PITCHERS WITH 90 OR MORE VICTORIES

Player	Pct	Won-Lost
Spud Chandler (1937-47)	.717	109-43
Whitley Ford (1950-67)	.690	236-106
Robert L. Caruthers (1884-1892)	.688	218-99
Don Gullett (1970-78)	.686	109-50
Mike Mussina (1991-97)	.682	105-49
Lefty Grove (1925-41)	.680	300-141
Babe Ruth (1914-33)	.6714	94-46
Joe Wood (1908-20)	.6705	116-57
Vic Raschi (1948-55)	.667	132-66
Bill Hoffer (1895-1901)	.667	92-46
Larry Corcoran (1880-1887)	.6654	177-89
Christy Mathewson (1900-1916)	.6649	373-188
Sam Leever (1898-1910)	.660	194-100
Sal Maglie (1945-1958)	.657	119-62
Sandy Koufax (1955-66)	.655	165-87

JESSE OROSCO LHP—#47

Born: April 21, 1957
Opening Day Age: 40
Height: 6'2" Weight: 205
Bats: R Throws: L
Birthplace/Residence: Born in Santa Barbara, CA...Resides in San Diego, CA
Contract Status: Signed thru '98
ML Service:
Acquired: April 8, 1995; Signed by the Orioles as a free agent...November 19, 1996; Agreed to terms on a one-year contract with vesting options for the 1998 and 1999 seasons



GAME HIGHS & STREAKS

LONGEST OUTING: 6.0 innings, June 8, 1982 vs Pittsburgh... LONGEST RELIEF OUTING: 5.0 Innings, twice, August 15, 1982 vs Cubs and June 6, 1979 vs Cincinnati... STRIKEOUT HIGH: 5, nine times, most recently August 11, 1995 at Boston... WALK HIGH: 5, May 15, 1984 at San Francisco... WINNING STREAK: 9 games, July 22-September 5, 1983... LOSING STREAK: 5 games, April 16-June 8, 1982... SCORELESS STREAK: 27.2 innings, July 22-August 24, 1983

1997

• Finished the season with a career-high 71 appearances...Tied Benitez for team lead and the 71 appearances tied for 3rd most in a season in Orioles history...Tippy Martinez appeared in 76 games in 1982 and Gregg Olson pitched in 72 games in 1991...Stu Miller pitched in 71 games in 1963...His previous career best was 69 games set eight years ago, in 1989, with the Indians...With runners on base he held the opposition to a .182 (16-88) batting average.

- June 13-17, Jesse pitched in five straight games...It was the most consecutive games he has appeared in since appearing in six straight, September 16-21, 1992.
- On August 2 at Oakland he recorded his 1,000th major league strikeout when he K'd Jason Giambi to lead off the 8th inning.
- Pitched 2.0 shutout innings May 15 at Anaheim, his longest outing of the year...Has pitched before the 7th inning just six times in three seasons with the Orioles, twice in '97, April 29 at Minnesota and September 1 at Florida.
- Jesse owned four of the Orioles ten blown saves on the year...He also yielded two pinch-hit home runs on the season, to New York's Charlie Hayes and Detroit's Phil Nevin.
- He retired 54 of 70 first batters faced (with one pickoff)...Jesse inherited 88 baserunners, 36 in scoring position, and allowed 16 to score...Jesse maintained the lead in 34 of the 38 games that he has pitched with the lead.
- Allowed runs in just 10 of 71 outings on the year...Between July 17 and September 1 he allowed just one run and stranded all 17 of his inherited baserunners.

ALL-TIME: MOST GAMES PITCHED

Hoyt Wilhelm	1,070	Lindy McDaniel	967
Kent Tekulve	1,050	Jesse Orosco	956
Lee Smith	1,022	Rollie Fingers	944
Dennis Eckersley	1,021	Gene Garber	931
Rich Gossage	1,002	Cy Young	906

ALL-TIME: MOST RELIEF APPEARANCES

Kent Tekulve	1,050	Gene Garber	922
Hoyt Wilhelm	1,018	Lindy McDaniel	913
Lee Smith	1,016	Rollie Fingers	907
Rich Gossage	965	Sparky Lyle	899
Jesse Orosco	952	Jeff Reardon	880

PRO CAREER

- 1996:** Appeared in 66 games out of the bullpen, 2nd most in his career...12 of the 21 earned runs he allowed came in back-to-back outings, April 18-19, when he yielded 12 ER in 2.1 innings...ERA is otherwise 1.52 (53.1IP, 9ER)...Held the lead or tie in 38 of 41 games in which he entered in such a situation...On the year he was 0-for-3 in save situations...He retired 47 of 66 first batters faced...Jesse inherited 45 baserunners, 22 of which were in scoring position and allowed just 10 to score...Allowed just 6 earned runs in last 50 games, covering 42.1 innings...He issued 7 walks in his first 8G (5.1IP), but had just 17 non-intentional walks in the last 59 games (50.1IP).
- 1995:** The veteran reliever led the American League with 65 appearances...Yielded runs in only 14 of 65 outings this year...On the year he retired 44 of 65 first batters faced...He inherited 66 baserunners, 34 in scoring position and allowed only 17 to score...Allowed inherited runners to score in 10 of the 41 games he entered with men on base...Converted 3 saves in 8 opportunities, including three of the last four...It was his first save since 9/21/93...Recorded a season-high five strikeouts on August 11 at Boston in just 1.2 innings...It was his most strikeouts since he K'd 5 batters on 8/27/93...Opponents batted .169 (28-166) against Orosco...Left-handed hitters batted just .143 (11-77) and right-handers hit .191 (17-89) against him...With runners in scoring position and two outs the opposition hit .063 (2-32) against him.
- 1994:** For only the 2nd time since his rookie season in '79, failed to record a save...Was 0-for-3 in save situations...Longest outing was 2.2 innings on April 22, with 13 of his 40 appearances lasting less than 1 inning...Allowed only 7 of 33 inherited runners to score (21 percent)...Did not allow any of 9 IRs to score after All-Star break...From June 28 thru August 2, had a 9-game stretch in which only 1 of 9 inherited runners scored (5.2 IP, 3 H, 2 R, 1 ER, 1 BB, 5 SO, 1 HR)...Opponents hit only .222 off him...That ranked 10th among 51 AL relievers who pitched at least as many innings (39)...For 3rd year in a row, held righthanded batters in check better than lefties...Righthanders hit only .195 (87-17) off him, while lefties batted .263 (57-15).
- 1993:** Began season as a set-up man and finished as the Brewers closer...His 8 saves were the most he had since 1988 when he had 9 for the Dodgers...Topped the club in appearances (57) and opponents batting average (.224) and ranked 2nd in saves...Averaged 1.0 inning per appearance, with his longest outing being 3.0 innings vs Oakland on August 24 (game 2)...After going 0-2 with a

5.18 ERA and 1 save in 32 games before the break, went 3-3 with a 1.67 ERA with 7 saves in 25 games after...Was 0-2 with a season high 7.50 ERA in his first 10 games through May 5...Compiled a 1.69 ERA (3 ER in 16 IP) in 17 games from May 8 through June 24...Tied his career high with 5 strikeouts in a game twice in the same week, August 24 vs. Oakland and August 27 vs. California, both in 2nd games of doubleheaders...Had a 20-inning scoreless streak from August 18 thru September 24 to reach a season low 2.68 ERA through 54 games.

1992: A key member of the Brewers league-leading bullpen...Ranked 2nd on club in appearances (59) and inherited runners ratio (22%, 14-64) and 3rd in games finished (14)...Earned his only save on May 23 at New York, his 1st save since May 6, 1990 vs Texas.

1991: Ranked 3rd on the Cleveland staff in appearances (47), but fell three games shy of becoming only the 3rd reliever in history with 50 appearances in 10 consecutive seasons, after Ron Perranoski (1961-1970) and Lee Smith (1982-1991)...Had his lowest season totals since making the big leagues for good in 1982...Held foes to a .130 batting average after two strikes.

1990: Ranked 2nd on the team in saves, games and games finished...9th consecutive season with 50-or-more appearances...Matched his career high for strikeouts in a game (5) on September 21 at Toronto, reaching it for the first time since May 15, 1985.

1989: Led Cleveland with a career high 69 appearances, 6th in the AL...Topped Tribe relievers with a .198 opponents average and a 2.08 ERA, lowest ERA by an Indians reliever since Vincente Romo (1.62) in 1968...Fanned 79 in 78.0 IP, including 33 in his last 26 innings...Earned his 1st AL save on May 22 at Detroit...First AL victory came on July 14 vs Detroit.

1988: Had lowest save total since 1982 as he shared a stopper role on the World Champion Dodgers with Jay Howell and Alejandro Pena...Signed as a free agent with the Indians on December 6.

1987: Saved his 100th game on May 26, becoming the 1st Met in history to reach that figure...Had 6th highest Rolands Relief Man point total in 5-year stretch from 1983-1987.

1986: Became Mets all-time save leader, passing Tug McGraw...Both he and Roger McDowell posted 20-plus save seasons, marking 1st time in Mets history the club produced two 20-save pitchers in the same year...Tied for 9th in NL with 21 saves...In July 22 game vs Cincinnati, he flip-flopped with McDowell during the last 5.0 innings, pitching and playing left and right field, the 1st time a Mets pitcher took a defensive position in the field...Had 1 putout in the game...Was 3-0 with 2 saves and a 1.98 ERA in 8 post-season games...Became the 1st pitcher in LCS history to post 3 wins in a single series, including the pennant clincher in Game 6 at Houston...Also saved Game 7 of World Series.

1985: Tied Roger McDowell for club lead with 17 saves, tied for 9th in the NL...Only teammates in majors to have 15 or more each...Had string of 6 consecutive strikeouts in back-to-back outings April 16-17 at Pittsburgh...Tied career best with 5 strikeouts, May 15 at Houston.

1984: Established Mets record with career high 31 saves in 38 opportunities, finishing 3rd in NL...Tied for 2nd in NL with 10 relief wins...Named to NL All-Star squad for the 2nd straight year...Had a major league high 85 strikeouts in relief.

1983: Set career highs in innings (110.0), wins (13), and ERA (1.47)...Named to the All-Star Team...NL "Player of the Month" for August...Finished 3rd in NL Cy Young Award balloting and Rolands Relief Man of the Year competition...Led NL with 13 relief wins...Tossed career high 27.2 consecutive scoreless innings July 22-August 24...Had a career-high 9-game winning streak July 22 thru September 5, 1 short of Tom Seaver's 1969 club record.

1982: Led Mets staff in games (54) and ERA (2.72 ERA)...Made final two ML starts of his career.

1981: Joined the Mets on September 11...Recorded 1st major league save on September 18 vs. St. Louis...Went to the bullpen the final 36 games at AAA Tidewater, going 5-3 with 8 saves and a 0.81 ERA.

1980: In 1980 struck out 85 batters in 71 innings at Jackson of the Texas League (AA).

1979: Made the jump from rookie ball to the Mets by not allowing a run in 6 spring exhibitions...Gained 1st big league win April 22 at Philadelphia, beating Steve Carlton...Assigned to Tidewater of International League on June 17.

1978: Signed with Twins and led Appalachian League in games finished and was 4th in saves...Traded after season to Mets with pitcher Greg Field for pitcher Jerry Koosman.

PERSONAL/MISCELLANEOUS

Married to the former Leticia Banda (12/1/84)...One son: Jesse, Jr., Two daughters: Natalia and Alyssa...Originally signed by Jess Flores of the Twins...Earned letters in baseball and cross country at Santa Barbara (CA) High School, graduating in 1976...Played baseball 2 years at Santa Barbara City College...Hit .370 in 1977 and was named to Western State Conference All-Star team...Had a 10-2 mark as a pitcher in 1978 and was selected to the All-Southern California Community College team...Played semi-pro ball in major inter-county league in Canada where he pitched a no-hitter...Is an avid golfer and enjoys drawing and sketching in his free time....During the last three seasons, Jesse was the sponsor of the "Jesse's Kids" program in which he purchased Orioles game tickets for inner city children through Baltimore City's Department of Recreation and Parks Summer Program.

YEAR	CLUB	W	L	ERA	G	GS	CG	SHO	SV	IP	H	R	ER	HR	BB	SO
1978	Elizabeth-1	4	4	1.13	20	0	0	0	6	40.0	29	7	5	0	20	40
1979	Tidewater-2	4	4	3.89	16	15	1	0	0	81.0	82	45	35	2	43	50
	NEW YORK (NL)	1	2	4.89	18	2	0	0	0	35.0	33	20	19	4	22	22
1980	Jackson	4	4	3.68	37	1	0	0	3	71.0	52	36	29	3	62	85
1981	Tidewater	9	5	3.31	46	10	0	0	8	87.0	80	39	32	7	32	81
	NEW YORK (NL)	0	1	1.59	8	0	0	0	1	17.0	13	4	3	2	6	18
1982	NEW YORK (NL)	4	10	2.72	54	2	0	0	4	109.1	92	37	33	7	40	88
1983	NEW YORK (NL)	13	7	1.47	62	0	0	0	17	110.0	76	27	18	3	38	94
1984	NEW YORK (NL)	10	6	2.59	60	0	0	0	31	87.0	58	29	25	7	34	85
1985	NEW YORK (NL)	8	6	2.73	54	0	0	0	17	79.0	66	26	24	6	34	88
1986	NEW YORK (NL)	8	6	2.33	58	0	0	0	21	81.0	64	23	21	6	35	82
1987	NEW YORK (NL)	3	9	4.44	58	0	0	0	16	77.0	78	41	38	5	31	71
1988	LOS ANGELES-3	3	2	2.72	55	0	0	0	9	53.0	41	18	16	4	30	41
1989	CLEVELAND-4	3	4	2.08	69	0	0	0	3	78.0	54	20	18	7	26	70
1990	CLEVELAND	5	4	3.90	55	0	0	0	2	64.2	58	35	28	9	38	55
1991	CLEVELAND	2	0	3.74	47	0	0	0	0	45.2	52	20	19	4	15	38
1992	MILWAUKEE-5	3	1	3.23	59	0	0	0	1	39.0	33	15	14	5	13	40
1993	MILWAUKEE	3	5	3.18	57	0	0	0	8	56.2	47	25	20	2	17	57
1994	MILWAUKEE	3	1	5.08	40	0	0	0	0	39.0	32	26	22	4	26	36
1995	BALTIMORE-6	2	4	3.26	65	0	0	0	3	49.2	28	19	18	4	27	30
1996	BALTIMORE	3	1	3.40	66	0	0	0	0	55.2	42	22	21	5	28	52
1997	BALTIMORE	6	3	2.32	71	0	0	0	0	50.1	29	13	13	6	30	48
Minor Lg. Totals		21	17	3.26	119	26	1	0	17	279.0	243	127	101	12	157	286
BALTIMORE Totals		11	8	3.01	202	0	0	0	3	155.2	99	54	52	15	85	156
American League		30	23	3.25	529	0	0	0	17	478.2	375	195	173	46	220	489
National League		50	49	2.73	427	4	0	0	116	648.1	521	225	197	44	270	568
ML Totals		80	72	2.95	956	4	0	0	133	1127.0	896	420	370	90	490	1058

- 1-Selected by Minnesota in the second round of the January 1978 free-agent draft
- 2-Traded to New York (NL) as player to be named with P Greg Field for P Jerry Koosman, 12/8/78
- 3-Traded to Oakland as part of three-team deal, traded by A's to Los Angeles with SS Alfredo Griffin and P Jay Howell for pitchers Bob Welch, Matt Young and Jack Savage, 12/11/87
- 4-Signed by Cleveland as a free agent, 12/3/88
- 5-Traded to Milwaukee for cash, 12/6/91
- 6-Signed by Baltimore as a free agent, 4/8/95

DIVISION	SERIES	W	L	ERA	G	GS	CG	SHO	SV	IP	H	R	ER	HR	BB	SO
1996	Bal vs Cle	0	1	36.00	4	0	0	0	0	1.0	2	4	4	0	3	2
1997	Bal vs Sea	0	0	0.00	2	0	0	0	0	1.1	1	0	0	0	0	1
Totals		0	1	15.43	6	0	0	0	0	2.1	3	4	4	0	3	3

LCS	W	L	ERA	G	GS	CG	SHO	SV	IP	H	R	ER	HR	BB	SO
1986	NY vs Hou	3	0	3.38	4	0	0	0	0	8.0	5	3	3	1	2
1988	LA vs NYM	0	0	7.71	4	0	0	0	0	2.1	4	2	2	0	3
1996	Bal vs NYY	0	0	4.50	4	0	0	0	0	2.0	2	1	1	0	1
1997	Bal vs Cle	0	0	0.00	2	0	0	0	0	1.1	0	0	0	0	1
Totals		3	0	3.95	14	0	0	0	0	13.2	11	6	6	1	7

WORLD SERIES	W	L	ERA	G	GS	CG	SHO	SV	IP	H	R	ER	HR	BB	SO
1986	NY vs Bos	0	0	0.00	4	0	0	0	2	5.2	2	0	0	0	0
1988	LA vs Oak	0	0	0.00	4	0	0	0	2	5.2	2	0	0	0	0
Totals		0	0	0.00	4	0	0	0	2	5.2	2	0	0	0	0

ALL-STAR	W	L	ERA	G	GS	CG	SHO	SV	IP	H	R	ER	HR	BB	SO
1983	NL at Chi	0	0	0.00	1	0	0	0	0	0.1	0	0	0	0	0
1984	NL at SF	0	0	0.00	1	0	0	0	0	0.1	0	0	0	0	0
Totals		0	0	0.00	1	0	0	0	0	0.1	0	0	0	0	0

BATTING RECORD	YEAR	AVG	AB	R	H	2B	3B	HR	RBI	BB	SO	SB	CS
1997	Totals	.000	0	0	0	0	0	0	0	1	0	0	0
Career	Totals	.169	59	0	10	0	0	0	4	7	25	0	0
Post Season	Totals	1.000	1	1	1	0	0	0	1	0	0	0	0

1997 SEASON															
LIFETIME															
	ERA	W-L	SV	G	IP	H	ER	HR	ERA	W-L	SV	G	IP	H	ER
Total	2.32	6-3	0	71	50.1	29	13	6	2.95	80-72	133	956	1127.0	896	370
Home	2.66	2-1	0	36	23.2	17	7	3	2.89	40-38	60	479	589.1	472	189
Away	2.03	4-2	0	35	26.2	12	6	3	3.03	40-34	73	477	537.2	424	181
By Team															
Ana	0.00	0-0	0	6	6.0	2	0	0	2.19	3-2	3	36	37.0	21	9
Bal	-	-	-	-	-	-	-	-	2.42	0-1	1	27	29.2	26	8
Box491	0-1	0	3	3.2	2	2	14.93	0-3	2	44	43.2	32	24	8	3
Cws	0.00	0-0	0	3	2.1	2	0	0	4.07	3-2	0	37	28.2	33	13
Cle	0.00	0-0	0	5	3.1	1	0	0	2.74	3-2	0	27	23.0	9	7
Dat	9.00	0-1	0	6	3.0	3	3	2	2.01	2-1	3	36	35.2	24	8
KC	0.00	0-0	0	4	1.2	2	0	0	1.08	1-2	1	39	33.1	27	4
Mil	0.00	1-0	0	4	3.0	2	0	0	1.75	2-0	1	29	25.2	21	5
Min	0.00	2-0	0	4	2.1	1	0	0	4.26	3-1	1	35	25.1	22	12
NYY	3.86	1-0	0	7	4.2	5	2	2	2.59	3-2	2	50	41.2	34	12
Oak	3.00	0-1	0	5	3.0	1	1	0	1.74	1-1	1	31	31.0	13	6
Sea	3.86	2-0	0	4	2.1	1	1	0	5.92	5-3	0	46	38.0	43	25
Tex	0.00	0-0	0	6	4.0	2	0	0	4.58	3-2	2	39	39.1	35	20
Tor	4.15	0-0	0	5	4.1	2	2	0	4.05	1-1	0	44	40.0	32	18
AL East	5.13	1-2	0	21	15.2	12	9	5	3.30	6-8	8	201	190.2	148	70
AL Central	0.00	3-0	0	20	12.2	8	0	0	2.71	12-7	3	167	136.0	112	41
AL West	1.17	2-1	0	21	15.1	6	2	0	3.72	12-8	6	152	145.1	112	60
PRE ASG	2.13	2-1	0	35	25.1	15	6	2	3.49	32-42	67	506	592.2	488	230
POST ASG	2.52	4-2	0	36	25.0	14	7	4	2.36	48-30	66	450	534.1	408	140
April	0.00	0-0	0	6	3.0	1	0	0	3.36	6-8	21	110	115.1	88	43
May	0.82	1-0	0	13	11.0	4	1	0	3.18	17-13	22	175	212.0	155	75
June	2.89	1-0	0	13	9.1	8	3	1	3.56	7-16	15	168	202.1	182	80
July	3.48	1-2	0	13	10.1	7	4	2	2.70	15-10	23	167	190.1	164	57
August	1.42	2-1	0	12	6.1	3	1	0	2.51	17-12	25	174	204.2	155	57
Sept/Oct	3.48	1-0	0	14	10.1	6	4	3	2.58	18-13	27	162	202.1	152	58
All	0.00	0-0	0	3	2.0	2	0	0	4.61	1-6	8	30	41.0	46	21
Fa	9.00	0-0	0	2	2.0	1	2	1	9.00	0-0	0	2	2.0	1	2
Mon	0.00	0-0	0	2	1.0	0	0	0	2.59	8-6	10	44	59.0	55	17
NY	-	-	-	-	-	-	-	-	3.00	0-0	0	4	6.0	5	2
Phi	0.00	0-0	0	2	1.2	0	0	0	2.77	5-3	13	43	52.0	37	16
NL East	2.70	0-0	0	9	6.2	3	2	1	3.26	14-15	31	123	160.0	144	58

FIELDING

P	PCT	G	PO	A	E	DP
1979	1.000	18	2	9	0	1
1981	1.000	8	1	2	0	0
1982	1.000	54	4	16	0	1
1983	1.000	62	5	19	0	0
1984	.929	60	2	11	1	1
1985	.917	54	3	8	1	2
1986	1.000	58	4	8	0	0
1987	1.000	58	4	9	0	1
1988	1.000	55	1	10	0	1
1989	1.000	69	6	13	0	1
1990	.938	55	1	14	1	1
1991	1.000	47	3	3	0	0
1992	1.000	59	2	3	0	0
1993	1.000	57	1	19	0	0
1994	1.000	40	3	3	0	1

WILLIS OTANEZ THIRD BASEMAN—#52: Spring Training Invitee

Born: April 19, 1973
Opening Day Age: 24
Height: 6'1" **Weight:** 200
Bats: R **Throws:** R
Birthplace/Residence: Born and still resides in Vega Baja, PR
Contract Status: Signed thru '98
M.L. Service: None
Acquired: February 12, 1996; Claimed on waivers by the Orioles from the Seattle Mariners



1997

- Split the season between AA Bowie and AAA Rochester...Began the year at Rochester but on May 16 he was placed on the disabled list...On June 11 he underwent right elbow surgery...The procedure was performed by Dr. James Andrews in Birmingham, AL.
- After a brief eight game rehabilitation assignment in the Gulf Coast League, Willie joined AA Bowie on July 24...Batted safely in 11 straight games, July 25-August 5...Appeared in 19 games for the Baysox and hit safely in 16 of those games.
- Walked four times at Harrisburg on July 24, tying a Bowie club record...Also tied a club record with three doubles vs. Trenton on July 30.
- On August 13 was promoted back to AAA Rochester where he remained for the rest of the season...Finished the regular season in a 1-for-16 slide...In the Governors' Cup, he went 1-for-6 with a home run.
- At Bowie he batted .354 (17-48) in 12 games as the Baysox designated hitter, including 6 doubles, 2 homers and 8 RBI.
- On December 19 was designated for assignment...After clearing waivers he resigned with Baltimore.

PRO CAREER

1996: Spent his first season in the Orioles organization at AA Bowie and was named the Baysox Co-MVP along with Howie Clark...His 24 home runs established a Bowie single season home run record shattering the old mark of 21 set by Stanton Cameron in 1993...Also set Baysox single season records in Extra Base Hits (53) and Total Bases (237)...Smacked seven home runs in six games, July 15-20...During that stretch he enjoyed his only multi-HR games of the year when he went deep twice on July 16 and July 18 against the Canton-Akron Indians...Also during that week he hit .379 (11-29) with 15 RBI to earn EL "Player of the Week" honors...During the year, Willis homered in three consecutive games twice, July 14-16 and July 18-20...Missed out on Eastern League fielding title by .00018...He finished with a .94118 fielding percentage (408 TC, 24 E), behind Trenton's Todd Carey (.94136)...Led the EL in Putouts (106) and was 2nd in Total Chances (408)...Following the season he played winter ball for Licey in the Dominican Republic.

1995: Began the year at Class A Vero Beach and spent the final month at AA San Antonio...Combined to hit .256 with 11 HR and 60 RBI in 119 games...Named "Best Defensive 3B" in Class A in Baseball America's "Tools of the Trade" poll...Played exclusively at third base, except for three games as the Vero Beach DH...Batted .292 in July to earn his first promotion to AA on August 1...Hit safely in his first five games (.300, 6-20) with San Antonio...Following the season he played winter ball for Licey in the Dominican Republic.

1994: Played at Vero Beach and set then career-highs in HR (19) and RBI (72)...Was 3rd in the Florida State League in homers...Was 2nd on club in runs (77) and 3rd in hits (132)...Led the league in putouts by a third baseman (109)...Went 2-for-4 in FSL All-Star Game...Had a pair of 2-HR games and two 4-hit games...Played winter ball in the Dominican Republic during the off-season.

1993: With Bakersfield in the California League he was dubbed as having the Best Infield Arm in Class A by Baseball America...Was 4th on the team with 10 home runs...Played 87 games at third base, eight at shortstop and one at second base, making 25 errors overall.

1992: Promoted to Vero Beach in the Florida State League...Played in 117 games, third most on the team...Played 94 games at shortstop and 13 at third base...On the year he made 33 errors.
1991: Spent his first minor league season with Great Falls...Batted .288 (64-222) in 58 games.
1990: Signed with the Dodgers and played for Santo Domingo of the Dominican Summer League...Batted .315 (84-267) in 70 games.

PERSONAL/MISCELLANEOUS

Married: Wife's name is K.C...**One child:** Alex (1/28/94)...Originally signed by the Ralph Avila and Pablo Peguero of the Dodgers...Played baseball, basketball and volleyball at Liceo Sec Miguel A Garcia Vilorio High School...His father is an engineer and his mother is a high school principal...His brother Winston is a professional pianist and his sister Nani is a doctor in Santo Domingo...Hobbies include chess and checkers.

YEAR	CLUB	AVG	G	AB	R	H	2B	3B	HR	RBI	BB	SO	SB	CS
1991	Great Falls-1	.288	58	222	38	64	9	2	6	39	19	34	3	3
1992	Vero Beach	.221	117	390	27	86	18	0	3	27	24	60	2	4
1993	Bakersfield	.262	95	325	34	85	11	2	10	39	29	63	1	4
1994	Vero Beach	.277	131	476	77	132	27	1	19	72	53	98	4	2
1995	Vero Beach	.260	92	354	39	92	24	0	10	53	28	59	1	1
	San Antonio-2,3	.240	27	100	8	24	4	1	1	7	6	25	0	1
1996	Bowie	.265	138	506	60	134	27	2	24	75	45	97	3	7
1997	Rochester	.208	50	168	20	35	9	0	5	25	15	35	0	0
	Gulf Coast	.320	8	25	5	8	2	0	2	3	2	4	0	0
	Bowie	.333	19	78	13	26	9	0	3	13	9	19	0	1
Minor Lg. Totals		.259	735	2644	321	686	140	8	83	353	230	494	14	23
BALTIMORE Totals		-	-	-	-	-	-	-	-	-	-	-	-	-
American League		-	-	-	-	-	-	-	-	-	-	-	-	-
National League		-	-	-	-	-	-	-	-	-	-	-	-	-
ML Totals		-	-	-	-	-	-	-	-	-	-	-	-	-

1-Signed by Dodgers as a non-drafted free agent 2/10/90

2-Traded by Dodgers to Mariners with INF Miguel Cairo for INF Mike Blowers 11/29/95

3-Claimed on waivers from Seattle on 2/12/96

RAFAEL CORRALES PALMEIRO FIRST BASEMAN—#25

Born: September 24, 1964
Opening Day Age: 33
Height: 6'0" **Weight:** 190
Bats: L **Throws:** L
Birthplace/Residence: Born in Havana, Cuba...Resides in Colleyville, TX
Contract Status: Signed thru '98
M.L. Service: 10 years, 139 days
Acquired: December 12, 1993; Signed by the Orioles as a free agent to a five-year contract



GAME HIGHS, STREAKS & SLAMS

RUNS: 4, July 15, 1993 vs Detroit; 3, 23 times, most recently August 15, 1996 at Oakland...**HITS:** 5, five times, most recently May 17, 1996 vs Seattle 4, 20 times, most recently August 20, 1997 at Kansas City...**DOUBLES:** 2, 36 times, most recently August 21, 1997 at Kansas City...**TRIPLES:** 1, 31 times, most recently July 6, 1997 at Detroit...**HR:** 2, 18 times, most recently August 20, 1997 vs. Kansas City...**RBI:** 6, twice, June 17, 1996 vs Seattle; August 16, 1996 at Oakland...**WALKS:** 3, 11 times, most recently August 27, 1996 vs Oakland...**SB:** 2, three times, most recently August 7, 1994 at Milwaukee...**HITTING STREAK:** 24 games, April 23-May 22, 1994; 20 games, July 18-August 11, 1988...**GRAND SLAMS:** 4, October 1, 1988 at Pittsburgh off Bob Kipper; April 22, 1992 at Detroit off Scott Aldred; 141, July 27, 1996 vs Cleveland off Orel Hershiser; August 27, 1997 vs. Kansas City off Hector Carrasco

1997

- Led the Orioles in RBI for the 4th straight season and in HR for the 3rd time in the last four seasons...Is the first Oriole in history to hit 30 or more home runs in three straight seasons and joins Boog Powell as the only players to hit 35+ home runs for the Orioles three times.
- Captured his 1st career Rawlings Gold Glove Award...Compiled a .993 fielding percentage in 155 games.
- Hit 2 HR, including a game winning grand slam, and drove in a season-high 5 RBI on August 27 vs. Kansas City...Was his 3rd 2-HR game of the season and 18th of career and his 4th career grand slam.

1998
Orioles

- Went 0-for-19, July 30-August 3 and 0-for-20, May 4-7...The only longer drought of his career was an 0-for-25 skid over six games in 1989.
- Hit 250th career home run on July 17 vs. the Red Sox...On July 1 vs. the Phillies, Raffy made three errors in a game for the first time in his career.
- Compiled hitting streaks of 14, 11 and 10 games during the season...His 14-game hitting streak came April 13 through May 3...Batted just .206 (.22-107) in June, his worst month since April of '93 when he hit .183.
- His 10th inning home run off Jim Mercier defeated the Yankees on June 7 and was only the 6th sudden death home run in Oriole Park history.
- Suffered through a 20-game HR drought, April 22-May 15...It was his longest such dry spell since going 20G in '93 and 31G in '92 with Texas. On September 5 at New York he batted 6th in the order...It was the first time that he had batted below 5th since 6/18/93 with Texas.

MAJOR LEAGUE LEADERS IN THE 1990'S

PLAYER	GAMES	PLAYER	DOUBLES
Cal Ripken	1,228	Rafael Palmeiro	277
Rafael Palmeiro	1,206	Mark Grace	281
Joe Carter	1,201	Edgar Martinez	277
Craig Biggio	1,195	Tony Gwynn	268
Jay Bell	1,181	Paul Molitor	266

PLAYER	HITS	PLAYER	RUNS
Paul Molitor	1,427	Barry Bonds	880
Tony Gwynn	1,426	Tony Phillips	836
Mark Grace	1,387	Craig Biggio	796
Rafael Palmeiro	1,381	Frank Thomas	785
Roberto Alomar	1,330	Rafael Palmeiro	771
Craig Biggio	1,330	Roberto Alomar	663
Cal Ripken	1,313		

PRO CAREER

1996: Matched his career-high, with 39 home runs and established a career best and a new Orioles record with 142 RBI, topping Jim Gentile's old record of 141 set in 1961...Was named recipient of the Louis Hatter "Most Valuable Oriole" award for the second straight season...The award is given annually by the Sports Boosters of Maryland and voted on by members of the media who cover the team regularly...Joined Anderson as part of only the second set of Orioles teammates to hit 30 or more home runs in a season...Frank Robinson and Boog Powell did it twice...Matched his single-game career-high with 6 RBI on August 16 at Oakland in the first game of a doubleheader...Missed just one game on the year, July 22 at Boston, with a sprained right hand...On May 20 against the Angels, he collected his 1,500th career hit...On May 17 vs. Seattle he had his 5th career 5-hit game...The 5H tied a club record, 32nd time by an Oriole and previously was done by 23 players...Raffy was the first since Mark McLemore did it on 6/9/93...In Baseball America's annual "Tools of the Trade" poll, Rafael was named the league's 2nd best defensive first baseman behind only J.T. Snow.

1995: Clubbed a career-high 39 home runs enroute to being named the winner of the 1995 Louis M. Hatter Most Valuable Oriole Award...Named first baseman on USA Today Baseball Weekly's American League "Best of '95" team, along with teammate Mike Mussina who was the right-handed pitcher on the magazine's squad...His 39 home runs is tied for the 3rd most ever by an Oriole and marked the most by a Bird since Frank Robinson set the club record with 49 home runs in 1966...Homered in a career-high four consecutive games, July 16-19...Led the Orioles in Home Runs, RBI (104) and Hits (172)...Compiled a .997 fielding percentage in 142 games at first base, making just 4 errors in 1304 total chances...Led all A.L. first basemen with 119 assists.

1994: In the first year of his five-year contract with the Orioles, Rafael reached base safely via hit or walk in 101 of 111 games, including a stretch of 32 consecutive games, April 19-May 28...Hit safely in 89 of 111 games...At Oriole Park he batted .340 (71-209) with 11 home runs and 35 RBI...Was 4th among A.L. first basemen with a .996 fielding percentage...His .319 batting average was 4th best in club history behind Ken Singleton (.328, '77), Cal Ripken (.323, '91) and Bob Nieman (.322, '56)...Became the 16th Oriole to hit .300 or better...Drove in the tying or leading run 20 times.

1993: Led the American League with a Rangers' club record 124 runs scored...Of his 37 homers, 19 tied the score or put the Rangers ahead...Finished 8th in the BBWAA Voting for AL MVP with 52 points...Stole a career high 22

bases and was thrown out only three times, the second best success rate in the majors (88%) behind Toronto's Devon White (89.5%)...Made 158 starts, all at first base...In the AL, only Cal Ripken started more games defensively...Led AL first basemen in games (160), putouts (1388), assists for the 3rd time (147), total chances (1540) and double plays (133)...Established Rangers club records for first basemen in games, assists and fewest errors (5)...His .997 fielding mark was 2nd in the AL...Did not make an error after May 29...In June and July combined he batted .392 (80-204) to hike his average to a season-high .320 on August 1, 7th in the AL...His .426 (46-108) average in July led the majors and was the highest ever in one month by a Ranger...Was AL "Player of the Month"...Had a 16-game hitting streak, longest by a Ranger in '93, June 29-July 17...Collected his 1,000th hit with a single off Alex Fernandez on May 16...Became only the 6th player in major league history, 2nd ever in the AL, to reach 40+ doubles, 30+ homers, and 20+ steals in the same season...Joined Chuck Klein (Phillies, 1932), Willie Mays (SF, 1959), Hank Aaron (Milwaukee Braves, 1965), Howard Johnson (NY Mets, 1989) and Joe Carter (Toronto, 1991) as the only 6 to have done it...Went the final 113 games of '93 without an error, just 6 games shy of the AL record for most consecutive errorless games in a season by a first baseman set in '21 by Boston's John McInnis.

1992: Led the Rangers in games (159), at bats (608), runs (84), hits (163), and walks (72)...His drop of 54 points from '91 (.322 to .268) was the 4th greatest among AL players (min. 100 games each season)...Was selected AL "Player of the Week" for July 6-12, (.552, 16-29).

1991: Led the majors in doubles (49) and was the 9th AL player since 1940 with 49 or more doubles...Also placed among the majors' top 3 in total bases (2nd, 336), runs (2nd, 115), extra base hits (2nd, 78), and hits (T3rd, 203)...Ranked among the AL leaders in multi-hit games (5th, 59), slugging (5th, .532), batting (7th, .322) and games (T7th, 159)...His .322 average was the highest by a Ranger since 1981...Led the AL in batting for a total of 30 days (last day August 27).

1990: Named the Rangers "Player of the Year"...Led the AL with 191 hits and 136 singles and was 3rd in batting (.319)...Finished among the league leaders in multi-hit games (tied for 5th, 52), total bases (7th, 280), RBI (tied for 8th, 89), and extra base hits (10th, 55)...Batted .339 vs. lefthanded pitching...Had six games with 4 or more hits, most in the majors.

1989: Made full-time conversion to first base...Was leading the AL in hitting on May 28 with a .361 average, but hit .235 in his last 110 games...Named AL "Player of the Week", May 22-28, with a .542 batting mark...Batted .376 in May, 2nd highest ever for a Rangers player that month...Was AL "Player of the Month" that month...Drove in only 64 runs, but 26 were go-ahead runs.

1988: In his first full season at the age of 23, he was 2nd in the NL in batting (.307) and doubles (41) and was 3rd in hits (178)...Struck out just once every 17.1 at bats, NL's 2nd best ratio...Had a 20-game hitting streak in May, longest by a Cub since 1980...Was a member of the Major League All-Star team that toured Japan for a 7-game series in November.

1987: Started the season at Iowa before being recalled by Chicago on June 16...Appeared in 45 games in the outfield and 18 at first base...Hit .381 with 5 home runs in his last 16 games beginning September 18.

1986: Was the Eastern League's MVP at Pittsfield in '86...Led the league in hits, RBI, and total bases and was 3rd in hitting (.306)...Purchased by Chicago on September 8...Made ML debut that day and singled off Philadelphia's Tom Hume for his first hit...Homered the following day off the Phillies' Kevin Gross...Made 29 major league plate appearances before his first swing and miss at a pitch against New York's Dwight Gooden on September 17...Homered off Gooden in his next at bat.

PERSONAL/MISCELLANEOUS

Married to the former Lynne Walden (12/14/85)...Two children: Patrick Ryne (3/6/90), whose middle name is after former teammate Ryne Sandberg, and Preston Connor (1/22/95)...Was included in what many scouts consider the best draft ever...Among the first round picks that year: Palmiero (Cubs); B.J. Surhoff (Brewers); Will Clark (Giants); Bobby Witt (Rangers); Barry Larkin (Reds); Barry Bonds (Pirates); Pete Incaviglia (Expos); Chris Gwynn (Dodgers); Walt Weiss (A's); Tommy Greene (Braves); Brian McRae (Royals); Gregg Jefferies (Mets); Joey Cora (Padres)...Others drafted that year: Mike Devereaux (Dodgers); Mark Grace (Cubs); Bo Jackson (Angels); Brady Anderson (Red Sox); John Smoltz (Tigers) and Deion Sanders (Royals)...Was a 3-time All-America at Mississippi State University in Starkville...Finished 2nd in the nation in homers (29) and 3rd in RBI (94), in '84 while batting

.415...Became the first triple crown winner in Southeast Conference history that year...Earned 3 letters in baseball at Miami's Jackson High School (graduated '82)...Was MVP in senior year...One of 8 Cuban born players on the Orioles all-time roster, first since LHP Mike Cuellar ('69-'76)...The others: RHP Sandy Consuegra ('56-'57); IF Chico Fernandez ('68); RHP Mike Fomelles ('56-'57); RHP Marcelino Lopez ('67, '69-'70); SS Willy Miranda ('55-'59); RHP Orlando Pena ('71-'73)...Was reunited with his brother, Jose, in April 1992 for the first time in 21 years...Jose had remained in Cuba when rest of the family came to Miami in 1971...In '96 and '97, he was a spokesman for the Juvenile Diabetes Foundation's "Walk to Cure," where Raffy made a \$100 pledge for each home run he hit...The program has raised over \$15,000 over the past two seasons...Returned to Baltimore this past off-season to take part in the Orioles annual FanFest.

YEAR	CLUB	AVG	G	AB	R	H	2B	3B	HR	RBI	BB	SO	SB	CS
1985	Peoria-1	.297	73	279	34	83	22	4	5	51	31	34	9	3
1986	Pittsfield	.306	+140	509	66	*156	29	2	12	*95	54	32	15	7
	CHICAGO(NL)	.247	22	73	9	18	4	0	3	12	4	6	1	1
1987	Iowa	.299	57	214	36	64	14	3	11	41	22	22	4	3
	CHICAGO(NL)	.276	84	221	32	61	15	1	14	30	20	26	2	2
1988	CHICAGO(NL)	.307	152	580	75	178	41	5	8	53	38	34	12	2
1989	TEXAS-2	.275	156	559	76	154	23	4	8	64	63	48	4	3
1990	TEXAS	.319	154	598	72	*191	35	6	14	89	40	59	3	3
1991	TEXAS	.322	159	631	115	203	*49	3	26	88	68	72	4	3
1992	TEXAS	.268	159	608	84	163	27	4	22	85	72	83	2	3
1993	TEXAS	.295	160	597	124	176	40	2	37	105	73	85	22	3
1994	BALTIMORE-3	.319	111	436	82	139	32	0	23	76	54	65	7	3
1995	BALTIMORE	.310	143	554	89	172	30	2	39	104	62	63	3	1
1996	BALTIMORE	.289	162	626	110	181	40	2	39	142	95	96	8	0
1997	BALTIMORE	.254	158	614	95	158	24	2	38	110	67	109	5	2
Minor Lg. Totals		.302	270	1002	136	303	65	9	28	187	107	88	28	13
BALTIMORE Totals		.291	574	2230	376	648	126	6	139	432	278	333	23	6
American League		.294	1362	5223	847	1535	300	25	246	863	594	680	58	21
National League		.294	258	874	116	257	60	6	25	95	62	66	15	5
ML Totals		.294	1620	6097	963	1792	360	31	271	958	656	746	73	26

*Led league

+Tied for league lead

1-Selected by Chicago (NL) in the first round of the June 1985 free-agent draft

2-Acquired by Texas on 12/5/88 from the Cubs with pitchers Drew Hall and Jamie Moyer in deal for pitchers Paul Kilgus, Mitch Williams and Steve Wilson, infielder Curtis Wilkerson and two minor league players to be named later...on 12/6/88, infielder Luis Benitez and outfielder Pablo Delgado were assigned from Gulf Coast Rangers to Charleston to complete the deal

3-Signed by Baltimore as a free agent on 12/12/93

DIVISION SERIES	AVG	G	AB	R	H	2B	3B	HR	RBI	BB	SO	SB	CS
1996 Bal vs Cle	.176	4	17	4	3	1	0	1	2	1	5	0	0
1997 Bal vs Sea	.250	4	12	2	3	2	0	0	0	0	2	0	0
Totals	.207	8	29	6	6	3	0	1	2	1	7	0	0
LCS	AVG	G	AB	R	H	2B	3B	HR	RBI	BB	SO	SB	CS
1996 Bal vs NYY	.235	5	17	4	4	0	0	2	4	4	4	0	0
1997 Bal vs Cle	.280	6	25	3	7	2	0	1	2	0	10	0	0
Totals	.262	11	42	7	11	2	0	3	6	4	14	0	0
ALL-STAR	AVG	G	AB	R	H	2B	3B	HR	RBI	BB	SO	SB	CS
1988 NL at Cin	.000	1	0	0	0	0	0	0	0	1	0	0	0
1991 AL at Tor	.000	1	0	0	0	0	0	0	0	1	0	0	0
Totals	.000	2	0	0	0	0	0	0	0	2	0	0	0

BEST AND WORST MONTHS IN ORIOLES HISTORY

MONTH	MOST WINS	MOST LOSSES	HIGHEST PCT.	LOWEST PCT.
April	16-7 ('89, '97)	1-22 ('88)	.917, 11-1 ('66)	.043, 1-22 ('88)
May	21-8 ('81)	10-19 ('55)	.724, 21-8 ('81)	.333, 9-18 ('54)
June	25-8 ('66)	5-23 ('87)	.793, 23-6 ('79)	.179, 5-23 ('87)
July	20-8 ('77)	9-21 ('54)	.731, 19-7 ('83)	.300, 9-21 ('54)
August	22-8 ('60)	7-25 ('54)	.733, 22-8 ('60, '70)	.219, 7-25 ('54)
Sept.-Oct.	25-6 ('74)	9-24 ('88)	.806, 25-6 ('74)	.226, 7-24 ('87)

	AVG	AB	H	HR	RBI	AVG	AB	H	HR	RBI
Total	.254	614	156	38	110	.294	6097	1792	271	958
Home	.247	299	74	20	50	.293	2935	859	142	473
Away	.260	315	82	18	60	.295	3162	933	129	485
Ana	.171	41	7	2	2	.306	408	125	29	74
Bal	-	-	-	-	-	.314	229	72	7	38
Bos	.340	50	17	2	9	.292	394	115	13	49
Cws	.214	42	9	2	5	.289	367	106	16	60
Cle	.286	42	12	3	9	.280	410	115	16	58
Det	.391	46	18	5	14	.345	426	147	27	98
KC	.341	44	15	7	16	.292	383	112	19	66
Mil	.235	34	8	0	1	.290	410	119	15	59
Min	.256	43	11	2	6	.277	397	110	14	58
NY	.214	42	9	3	9	.300	397	119	21	76
Oak	.178	45	8	1	5	.262	427	112	20	73
Sea	.189	37	7	0	4	.293	382	112	18	49
Tex	.350	40	14	6	18	.333	132	44	13	38
Tor	.213	47	10	1	6	.290	400	116	14	61
AL East	.292	185	54	11	38	.308	1846	569	82	322
AL Central	.268	205	55	14	37	.286	1967	562	80	304
AL West	.221	163	36	9	29	.291	1349	393	80	234
PRE ASG	.260	342	89	16	55	.300	3277	982	127	497
POST ASG	.246	272	67	22	55	.287	2820	810	144	461
vs Left	.213	225	48	15	39	.284	1888	537	79	307
vs Right	.278	389	108	23	71	.298	4209	1255	192	651
as DH	.333	12	4	0	1	.219	64	14	3	7
as PH	.000	2	0	0	1	.167	48	8	2	9
April	.289	97	28	5	20	.288	770	222	32	130
May	.269	108	29	5	17	.318	1030	328	39	151
June	.302	107	32	3	13	.289	1110	321	38	156
July	.302	106	22	10	21	.304	1048	319	66	194
August	.236	106	25	8	20	.277	1102	305	46	163
Sept/Oct	.222	90	20	7	19	.286	1037	297	50	164
All	.308	13	4	1	2	.296	71	21	2	10
Phi	.077	13	1	1	2	.077	13	1	1	2
Mon	.091	11	1	0	0	.275	102	28	2	12
NY	.167	12	2	0	0	.244	131	32	4	8
Phi	.250	12	3	2	2	.297	111	33	4	17
NL East	.180	61	11	4	6	.269	428	115	13	49

FIELDING

1B	PCT	G	PO	A	E	DP
1987	.992	18	112	8	1	15
1988	1.000	5	30	5	0	1
1989	.991	147	1167	119	12	106
1990	.995	146	1215	91	7	123
1991	.992	157	1305	96	12	119
1992	.995	156	1251	143	7	131
1993	.997	160	1388	147	5	133
1994	.996	111	959	66	4	87
1995	.987	142	1178	123	4	120
1996	.995	159	1348	118	8	157
1997	.993	155	1304	112	10	124
Career	.995	1356	11293	1028	70	1116

OF	PCT	G	PO	A	E	DP
1986	.900	20	34	2	4	1
1987	1.000	45	64	1	0	1
1988	.983	147	292	6	5	1
Career	.978	212	390	9	9	3

LIFETIME BY BALLPARK

RAFAEL PALMEIRO	AVG	AB	H	HR	RBI
Anaheim Stadium	.306	206	63	17	43
Oriole Park at Camden Yards	.299	1125	336	74	219
Memorial Stadium	.324	71	23	2	12
Fenway Park	.310	200	62	6	27
Comiskey Park	.261	138	36	5	19
Comiskey Park (Old)	.205	44	9	0	6
Jacobs Field	.244	82	20	3	10
Cleveland Stadium	.242	120	29	3	11
Tiger Stadium	.332	226	75	13	46
Ewing M. Kauffman Stadium	.299	197	59	8	32
County Stadium	.309	230	71	9	37
Hubert H. Humphrey Metrodome	.291	220	64	6	32
Yankee Stadium	.317	208	66	11	44
Oakland-Alameda County Coliseum	.272	224	61	11	42
The Kingdome	.316	193	61	9	24
The Ballpark in Arlington	.317	63	20	8	18
Arlington Stadium	.287	1447	415	55	209
Skydome	.295	193	57	4	28
Exhibition Stadium	.300	10	3	0	0
NATIONAL LEAGUE	AVG	AB	H	HR	RBI
Olympic Stadium	.306	49	15	2	8
Shea Stadium	.194	62	12	1	3
Veterans Stadium	.354	48	17	0	4

WILLIAM (BILLY) PERCIBAL RHP—#85

Born: February 2, 1974
Opening Day Age: 24
Height: 6'1" **Weight:** 190
Bats: R **Throws:** R
Birthplace/Residence: Born and still resides in San Pedro de Macoris
Contract Status: Signed thru '98
M.L. Service: 0 years, 157 days
Acquired: August 2, 1991; Signed by the Orioles as a free agent (Carlos Bernhardt)



1997

- Missed the 1996 season after undergoing "Tommy John surgery" on his right arm and, as a result, began the 1997 campaign in the Orioles extended spring program.
- Allowed just one earned run in ten innings with the Gulf Coast League Orioles...Was promoted to Class A Frederick in July and pitched on July 20 for the Keys.
- Made seven appearances for Frederick, six as a starter, and on August 24 was promoted to AA Bowie...On August 27 at New Haven he started the second game of a doubleheader and tossed a complete game but suffered the loss, 2-1.
- Pitched the opener of the Eastern League playoffs and lost to Harrisburg, 7-2...In the loss he allowed four runs (three earned) on eight hits in six innings of work.

PRO CAREER

1996: Was on the Orioles 40-man roster the entire season...Underwent "Tommy John" surgery on his right arm in the spring and did not pitch during the season.

1995: Spent most of the season at Class A High Desert of the California League...Was 7-6 in 21 appearances (20 starts) despite a 3.23 ERA, 6th best in the league...Promoted to AA Bowie on August 13 and made his Double-A debut that night against New Haven...Worked 7.0 innings in the Baysox 5-0 victory...Allowed three hits, walked five and struck out four...In his second start for Bowie he pitched 7.0 more shutout innings at Canton-Akron but did not receive the decision...In his 14.0 innings in the Eastern League, Billy allowed only one runner to reach third base and that came as a result of a pair of errors...Season ended prematurely when he was placed on the disabled list on August 21 with soreness in his right elbow...On September 19 in Baltimore he underwent surgery to remove bone spurs.

1994: In his first full professional season, Billy led Class A Albany in wins (13), starts (28), complete games (3), shutouts (2), innings pitched (169.1) and strikeouts (132)...Averaged better than six innings per start...Pitched 7.0 or more innings 11 times...Hurled two 3-hitters, one of which was a 9-inning 3-hitter on June 12 vs Macon...Recorded 10 strikeouts and 7 walks, both season highs, vs Capital City on April 18...Averaged nearly 5 walks and just over 7 strikeouts per 9IP...Following the season he pitched for Escogido in the Dominican winter league.

1993: Despite going 1-0 in his first three starts for Bluefield, he made three solid efforts...His first start came on June 21 vs Martinsville and he struck out 11 batters in 5 innings...His second outing came on June 26 vs Johnson City and he pitched 1-hit ball for 7 innings...His third start was on July 1 against Danville and he struck out 13 batters in a 4-hit complete game victory...Won three straight starts, July 11-22.

1992: Began his professional career with the Gulf Coast League Orioles...In eight games in July he compiled a 2.77 ERA (13.0IP, 4ER).

PERSONAL/MISCELLANEOUS


Married:...Wife's name is Priscilla...**One Child:** Angel Willaim (2/4/96)...Played Babe Ruth league baseball as a youth in San Pedro de Macoris, DR...Credits his bother Dioni as the person who inspired him the most in his pursuit of a professional baseball career...Prior to embarking on his pitching career, Billy was an outfielder and catcher in the amateur ranks...Hobbies include music.

YEAR	CLUB	W	L	ERA	G	GS	CG	SHO	SV	IP	H	R	ER	HR	BB	SO
1992	Gulf Coast-1	2	1	8.10	16	0	0	0	0	26.2	42	26	24	0	7	25
1993	Bluefield	6	0	3.81	13	13	2	0	0	82.2	71	48	35	7	33	81
1994	Albany	13	9	3.56	28	28	3	2	0	169.1	160	80	67	9	90	132
1995	High Desert	7	6	3.23	21	20	2	0	0	128.0	123	63	46	10	55	105
	Bowie	1	0	0.00	2	2	0	0	0	14.0	7	0	0	0	7	7
1997	Gulf Coast	0	0	0.90	4	3	0	0	0	10.0	11	1	1	0	2	12
	Bowie	0	1	3.00	1	1	0	0	0	6.0	5	2	2	0	1	5
	Frederick	1	3	5.74	7	6	0	0	0	26.2	28	18	17	1	18	28
Minor Lg. Totals		30	20	3.73	92	73	8	2	0	463.1	447	238	192	27	213	395
BALTIMORE Totals		-	-	-	-	-	-	-	-	-	-	-	-	-	-	-
American League		-	-	-	-	-	-	-	-	-	-	-	-	-	-	-
National League		-	-	-	-	-	-	-	-	-	-	-	-	-	-	-
ML Totals		-	-	-	-	-	-	-	-	-	-	-	-	-	-	-

(Signed by the Orioles as non-drafted free agent on 8/2/91)

SIDNEY ALTON PONSON RHP—#71

Born: November 2, 1976
Opening Day Age: 21
Height: 6'1" **Weight:** 220
Bats: R **Throws:** R
Birthplace/Residence: Born and resides in Noord, Aruba
Contract Status: Signed thru '98
M.L. Service: None
Acquired: August 17, 1993; signed by the Orioles as a free agent (Jesus Halabi)



1998
Orioles

1997

- Spent an injury shortened season at AA Bowie of the Eastern League and was the Baysox Opening Night starter...In his first two starts he tossed 15.0 shutout innings and was honored as the league's "Player of the Week"...On April 9 vs. Norwich he tossed a 3-hit shutout and struck out 12.
- In six starts, from April 15-May 12, Sidney went 0-4 with a 8.38 ERA (29.0IP, 27ER)...During that stretch he allowed 40 hits, including nine home runs.
- Tossed 7.1 shutout innings vs. Portland on May 17 in a 2-1 victory, however, over his last four starts he was 0-3 with a 6.94 ERA.
- On June 13 he was placed on the disabled list with elbow soreness...Made 1 rehab start at Gulf Coast, pitching two hitless innings before re aggravating the injury.

PRO CAREER

1996: Ranked as the Orioles #1 Prospect by Baseball America...Missed the first two months of the season as he remained in extended spring training...His 3.45 overall ERA was 2nd best in the Orioles organization behind only Nerio Rodriguez (2.21)...Was 5th in the organization with 110 strikeouts and T4th in the Carolina League with three complete games...Was the Orioles organizational "Pitcher of the Month" for June...During the month he went 4-1 with a 1.13 ERA (39.2IP, 25H, 5ER, 5BB, 47K)...Held opponents to a .182 average and fanned 11 twice during the stretch...On August 15 he owned a 2.32 ERA (93.0IP, 24ER) in 15 appearances (13 starts)...In his final three starts he gave up 17ER and 23H in 14.0IP...Following the season he pitched for Phoenix of the Arizona Fall League...Went 2-1 in eight games, seven starts, with a 3.26 ERA.

1995: Tied for 4th in Appalachian League with 13 starts and was 5th in innings pitched (77.2)...His ratio of 1.85 walks per 9IP was 5th best among the league's starting pitchers...Won 5 straight decisions, July 10-Aug. 7...Started that stretch by being named Appalachian League "Pitcher of the Week" for July 10-16, winning both his starts and allowing only 1 earned run in 14 innings on the mound (10 H, 4 BB, 6 K)...Struck out 10 Burlington batters in 7.0 innings on August 1...Was top fielding pitcher (1.000 pct.) in Appy League with 20 total chances without an error.

1994: Relieved in his 1st two pro appearances, then made 10 straight starts...Pitched a 9-inning complete game and fanned a career-high 7 vs. the GCL Red Sox, August 16...Averaged 2.1 walks and 6.5 strikeouts per 9IP.

PERSONAL/MISCELLANEOUS

Single...Attended Maria College in Aruba...His mother was a standout basketball and volleyball player...Hobbies include wind surfing, beach volleyball, scuba diving and sailing.

YEAR	CLUB	W	L	ERA	G	GS	CG	SHO	SV	IP	H	R	ER	HR	BB	SO
1994	Gulf Coast-1	4	3	2.96	12	10	1	0	0	73.0	68	30	24	5	17	33
1995	Bluefield	6	3	4.17	13	13	0	0	0	77.2	79	44	36	7	16	56
1996	Frederick	7	6	3.45	18	16	3	0	0	107.0	98	56	41	6	28	110
1997	Gulf Coast	1	0	0.00	1	0	0	0	0	2.0	0	0	0	0	0	0
	Bowie	2	7	5.42	13	13	1	1	0	74.2	77	51	45	11	32	56
Minor Lg. Totals		20	19	3.93	57	52	5	1	0	334.1	322	181	146	29	93	275
BALTIMORE Totals		-	-	-	-	-	-	-	-	-	-	-	-	-	-	-
American League		-	-	-	-	-	-	-	-	-	-	-	-	-	-	-
National League		-	-	-	-	-	-	-	-	-	-	-	-	-	-	-
ML Totals		-	-	-	-	-	-	-	-	-	-	-	-	-	-	-

1-Signed by Orioles as a non-drafted free agent 8/17/93

JEFFREY (JEFF) ALLEN REBOULET INFILDER—#36

Born: April 30, 1964
Opening Day Age: 33
Height: 6'0" **Weight:** 175
Bats: R **Throws:** R
Birthplace/Residence: Born in Dayton, OH...
 Resides in Kettering, OH
Contract Status: Signed thru '98
M.L. Service: 5 years, 119 days
Acquired: January 30, 1997; signed by the Orioles as a free agent



GAME HIGHS & STREAKS

RUNS: 4, July 14, 1995 at New York...**HITS:** 4, August 27, 1995 at Milwaukee...**DOUBLES:** 2, 4 times, most recently July 30, 1997 vs. Texas...**TRIPLES:** 1, 2 times, most recently July 19, 1994 at Toronto...**HR:** 1, 11 times, most recently August 19, 1997 at Kansas City...**RBI:** 3, 6 times, most recently July 2, 1997 vs. Philadelphia...**WALKS:** 3, 2 times, most recently September 20, 1995 at Kansas City...**SB:** 2, September 26, 1993 at Boston...**HITTING STREAK:** 9 games, June 9-21, 1994

1997

- Played second base, shortstop, third base and right field for the Orioles...Started first five games of the year at second base when Alomar was suspended...On June 18 vs. Montreal he played right field, his 5th career start in the outfield and only one in '97.
- Hit the Orioles first pinch-hit home run of the season and the first of his career on July 6 at Detroit, batting for Alomar...Pinch-hit for Ripken three times.
- Started 28 of 37 games from July 30 through September 7 while Alomar was sidelined with groin pull, including four games at shortstop...Started just four of the Orioles final 22 games.
- Hit his 4th HR on August 19 at Kansas City, matching his career-high set in 1995 with the Twins...His 3rd homer was off Seattle's Randy Johnson on August 15.
- On August 12, Jeff was ejected by home plate umpire Jim Joyce after an exchange of words and the benches clearing after a pitch was thrown behind him.
- Reached base via hit or walk in 37 of his 56 starts...Had just one RBI in his final 20 games in which he received an at-bat.

PRO CAREER

1996: With the Twins, Jeff played 13 games at first base, 22 at second base, 36 at third base, 37 at shortstop and made seven appearances in right field...Compiled a season-high 4-game hitting streak, July 6-14...Collected a season-high three hits and had 5th career three RBI game on July 28 vs. Boston...Was 14-for-45 (.311) in his final 22 games of the year...Was outrighted to AAA Salt Lake on October 4, 1996 and declined the assignment, making him a free agent.

1995: Compiled a season-high 7-game hitting streak, May 27-June 2 (.400, 10-25)...Broke up Wakefield's no-hit bid with a single leading off the 8th inning, July 9 vs. Boston...Pinch-hit and remained in the game as the catcher on August 4 against Kansas City...Collected a career-high 4H on August 27 vs. Milwaukee...Led the majors in batting with a full count (12-26, .462)...Played 17 games at 1B, 15 at 2B, 22 at 3B, 39 at SS and made one appearance behind the plate...Established career-highs in runs, hits and home runs.

1994: Had seven consecutive hits, June 10-12...Compiled three straight 3H games, June 11-13...Had 10H in 11 AB, June 10-15...Career-high 9-game hitting streak, June 9-21 (.533, 16-30)...Played 42 games at SS, 14 at 2B, 10 at 1B, six at 3B and four in the outfield.

1993: Went 22 straight at-bats without a hit, April 17-27...Enjoyed first career 3-hit game, July 21 at Detroit...Back-to-back 3-hit games, September 26-27 vs. California...Was 38-for 111 (.342) in final 43 games to raise his average from .186 to .258...Made four errors in first 22 games but just two errors in final 87 games...Played 62 games at SS, 35 at 3B, 11 at 2B and three in the outfield.

1992: Was batting .300 with a HR and 11 RBI in 27 games when his contract was purchased from AAA Portland on May 12...Made major league debut that day vs. Boston...Doubled off Mike Christopher for first M.L. hit and RBI, May 16 at Cleveland...Outrighted on June 19...Recalled on July 17...First major league homer came off Milwaukee's Ricky Bones on August 2...Made 24 starts at SS, 12 at 3B, eight at 2B and seven appearances, no starts, in the outfield.

1991: Spent the year at AAA Portland...Played in a career-high 134 games...Didn't reach double figures in steals for just the second time as a pro.

1990: Spent the season at Orlando...Batted .381 (8-21) with a home run in six Southern League playoff games.

1989: Began the season at Orlando...Promoted to Portland on May 14...Returned to Orlando on June 26... Was 5-for-6 with 6 RBI on August 31 vs. Jacksonville.

1988: Played in the Southern League All-Star Game...Led the league's shortstops in games, total chances (602) and putouts (225)...Was promoted to Portland on September 1.

1987: Spent his sophomore season at Orlando...Played 90 games at shortstop and 35 games at second base.

1986: Began professional career at Visalia...Hit .287 which was a career-high for Jeff until 1995 with the Twins...Walked 21 more times than he struck out.

PERSONAL/MISCELLANEOUS

Married to the former Jana Henry...Two children: Jason (3/23/93) and Zachary (8/20/94)...Originally signed by Ed Dunn of the Twins...1982 graduate of Alter H.S. in Kettering, OH...Played baseball, football and hockey in high school...Attended Triton J.C. in River Grove, IL...Was named 1st Team Junior College All-American...Selected 2nd Team All-Southeast Conference and team MVP at Louisiana State University...Majored in Business Management...Was inducted into Triton Hall of Fame in January of 1993...Brother Jim was a second baseman in the St. Louis and Pittsburgh chains...This past off-season he returned to Baltimore to take part in the Orioles annual FanFest.

YEAR	CLUB	AVG	G	AB	R	H	2B	3B	HR	RBI	BB	SO	SB	CS
1986	Visalia-1	.287	72	254	54	73	13	1	0	29	54	33	14	11
1987	Orlando	.256	129	422	52	108	15	1	1	35	58	56	9	5
1988	Orlando	.255	125	439	57	112	24	2	4	41	53	55	18	8
	Portland	.083	4	12	0	1	0	0	0	1	3	2	0	0
1989	Portland	.246	26	85	9	16	1	0	0	3	12	11	2	1
	Orlando	.216	81	291	43	63	5	1	0	26	49	33	11	6
1990	Orlando	.230	97	287	43	66	12	2	2	28	57	37	10	5
1991	Portland	.248	134	391	50	97	27	3	3	46	57	52	5	2
1992	Portland	.286	48	161	21	46	11	1	2	21	35	18	3	3
	MINNESOTA	.190	73	137	15	26	7	1	1	16	23	26	3	2
1993	MINNESOTA	.258	109	240	33	62	8	0	1	15	35	37	5	5
1994	MINNESOTA	.259	74	189	28	49	11	1	3	23	18	23	0	0
1995	MINNESOTA	.292	87	216	39	63	11	0	4	23	27	34	1	2
1996	MINNESOTA	.222	107	234	20	52	9	0	0	23	25	34	4	2
1997	BALTIMORE-2	.237	99	228	26	54	9	0	4	27	23	44	3	0
Minor Lg. Totals		.250	716	2322	329	582	108	11	12	230	378	297	72	41
BALTIMORE Totals		.237	99	228	26	54	9	0	4	27	23	44	3	0
American League		.246	549	1244	161	306	55	2	13	127	151	198	16	11
National League		-	-	-	-	-	-	-	-	-	-	-	-	-
ML Totals		.246	549	1244	161	306	55	2	13	127	151	198	16	11

1-Selected by Minnesota in the 10th round of the June 1986 free-agent draft

2-Signed by the Orioles as a free agent on 1/30/97

1998
Orioles

DIVISION SERIES	AVG	G	AB	R	H	2B	3B	HR	RBI	BB	SO	SB	CS
1997 Bal vs Sea	.200	2	5	1	1	0	0	1	1	0	2	0	0
Totals	.200	2	5	1	1	0	0	1	1	0	2	0	0

LCS	AVG	G	AB	R	H	2B	3B	HR	RBI	BB	SO	SB	CS
1997 Bal vs Cle	.000	1	2	1	0	0	0	0	0	0	1	0	0
Totals	.000	1	2	1	0	0	0	0	0	0	1	0	0

	AVG	1997 AB	SEASON H	HR	RBI	AVG	LIFETIME AB	H	HR	RBI
Total	.237	228	54	4	27	.246	1244	306	13	127
Home	.221	104	23	2	11	.252	588	148	6	59
Away	.250	124	31	2	16	.241	656	158	7	68
Ana	.143	21	3	0	1	.194	103	20	1	3
Bal	-	-	-	-	-	.220	59	13	1	4
Bos	.000	7	0	0	0	.245	102	25	0	10
Cws	.167	18	3	0	1	.295	105	31	0	3
Cle	.000	3	0	0	0	.188	85	16	0	6
Det	.182	11	2	1	3	.238	84	20	1	13
KC	.300	20	6	1	5	.250	116	29	2	13
Mil	.250	8	2	0	1	.287	94	27	3	17
Min	.250	20	5	1	3	.250	20	5	1	3
NYN	.176	17	3	0	0	.224	85	19	0	8
Oak	.364	22	8	0	2	.267	75	20	2	10
Sea	.200	30	6	1	4	.231	108	25	1	9
Tex	.364	22	8	0	3	.308	107	33	0	8
Tor	.500	4	2	0	0	.224	76	17	1	6
AL East	.179	39	7	1	3	.232	406	94	3	41
AL Central	.232	69	16	2	10	.257	420	108	6	47
AL West	.263	95	25	1	10	.249	393	98	4	35
PRE ASG	.200	90	18	2	16	.230	634	146	8	73
POST ASG	.261	138	36	2	11	.262	610	160	5	54
vs. Left	.198	101	20	3	10	.255	459	117	9	44
vs. Right	.268	127	34	1	17	.241	785	189	4	83
as DH	-	-	-	-	-	.333	6	2	0	0
as PH	.182	11	2	1	2	.244	41	10	1	7
April	.273	33	9	1	6	.206	160	33	4	21
May	.111	18	2	0	2	.206	209	43	2	20
June	.154	26	4	0	2	.269	201	54	1	24
July	.324	34	11	1	8	.283	187	53	1	21
August	.244	90	22	2	8	.244	262	64	4	24
September	.222	27	6	0	1	.262	225	59	1	17
Atl	.333	3	1	0	1	.333	3	1	0	1
Fla	.200	5	1	0	0	.200	5	1	0	0
Mon	.000	5	0	0	0	.000	5	0	0	0
NY	.333	9	3	0	0	.333	9	3	0	0
Phi	.333	3	1	0	3	.333	3	1	0	3
NL East	.240	25	6	0	4	.240	25	6	0	4

FIELDING	PCT	G	PO	A	E	DP
1995	.000	1	0	0	0	0
Career	.000	1	0	0	0	0

1B	PCT	G	PO	A	E	DP
1995	1.000	17	80	13	0	7
1996	1.000	13	57	8	0	7
Career	1.000	30	137	21	0	14

2B	PCT	G	PO	A	E	DP
1992	.982	13	21	34	1	8
1993	1.000	11	14	16	0	6
1995	.979	15	17	29	1	5
1996	1.000	22	24	22	0	4
1997	.977	63	83	130	5	28
Career	.982	124	159	231	7	51

3B	PCT	G	PO	A	E	DP
1992	1.000	22	11	31	0	3
1993	.978	35	22	65	2	7
1995	.960	22	14	34	2	2
1996	.984	36	19	41	1	5
1997	.875	12	1	6	1	0
Career	.976	127	67	177	6	17

SS	PCT	G	PO	A	E	DP
1992	.971	36	37	97	4	20
1993	.982	62	85	134	4	27
1994	.963	42	56	101	6	12
1995	.993	39	53	84	1	22
1996	.987	37	34	41	1	13
1997	.979	22	20	27	1	4
Career	.978	238	285	484	17	98

OF	PCT	G	PO	A	E	DP
1992	1.000	7	2	0	0	0
1993	1.000	3	1	0	0	0
1994	.000	4	0	0	0	0
1996	1.000	8	4	2	0	0
1997	1.000	1	2	0	0	0
Career	1.000	23	9	2	0	0

LIFETIME BY BALLPARK

JEFFREBOULET	AVG	AB	H	HR
Anaheim Stadium	.125	56	7	1
Orlando Park at Camden Yards	.214	131	28	2
Fenway Park	.262	42	11	0
Comiskey Park	.222	45	10	0
Jacobs Field	.154	26	4	0
Cleveland Stadium	.167	24	4	0
Tiger Stadium	.260	50	13	1
Ewing M. Kauffman Stadium	.241	54	13	1
County Stadium	.317	60	19	2
Hubert H. Humphrey Metrodome	.260	489	127	4
Yankee Stadium	.225	40	9	0
Oakland-Alameda County Coliseum	.300	50	15	2
The Kingdome	.279	61	17	0
The Ballpark in Arlington	.273	44	12	0
Arlington Stadium	.368	19	7	0
Skydome	.178	45	8	0

ARTHUR LEE RHODES

LHP—#53

Born: October 24, 1969

Opening Day Age: 28

Height: 6'2"

Weight: 205

Bats: L

Throws: L

Birthplace/Residence: Born in Waco, TX...

Resides in Sarasota, FL

Contract Status: Signed thru '98

M.L. Service: 5 years, 20 days

Acquired: Orioles 2nd round selection in the 1988 June Draft (Ray Crone)...On January 21, 1997 Rhodes agreed to terms on a two-year contract with a vesting option for the 1999 season



GAME HIGHS & STREAKS

LOW HITTER: 3, April 26, 1994 vs Oakland...LONGEST RELIEF OUTING: 7.0 innings, July 13, 1995 vs Kansas City...STRIKEOUT HIGH: 10, twice, August 20, 1995 at Oakland and July 13, 1995 vs Kansas City...WALK HIGH: 7, August 4, 1993 vs Milwaukee...HR ALLOWED: 3, three times, most recently September 26, 1993 vs Detroit...WINNING STREAK: 9 games, April 4-June 28, 1996...LOSING STREAK: 4 games, August 8-24, 1992

1997

- Arthur earned a career-high 10 wins...He won his 10th game on August 29 against the Mets, becoming the first Oriole to win 10 games in relief since Mark Williamson won 10 in 1989...Also, Arthur surpassed 100 strikeouts for the first time in his career.
- Combined with Erickson, Key, Mussina and Kamieniecki to give Baltimore five 10-game winners for the first time since 1985...His 10 wins was tied for the most among A.L. relievers with Seattle's Bobby Ayala and Texas' Danny Patterson.
- Rhodes pitched a season-high 4.0 innings twice, April 24 vs. Boston and June 24 at Milwaukee...On June 14 at Atlanta he earned his 4th win as he struck out a season-high six batters in 3.0 innings against the Braves.
- Arthur did not allow a home run over his last 14 appearances of the year, covering 21.2 innings...He struck out at least one batter in 42 of his 53 appearances, including a K in 14 of his last 15 outings.
- Compiled a 20.1 scoreless innings streak, May 25-July 2, covering 9G...The streak came to an end on July 2 when he gave up a HR to Philadelphia's Mike Lieberthal.
- Opponents hit just .193 (27-140) with men on base, 4th best in the A.L...Overall, he held opponents to a .218 batting average, 8th best among the league's relievers.
- Arthur retired 41 of 53 first batters faced 9th best ratio in the league...He inherited 37 baserunners, 27 in scoring position, and allowed 10 to score.

PRO CAREER

1996: Was brought along slowly in spring training after undergoing season-ending surgery on his left shoulder last September 8 to repair torn cartilage...Won in his first outing of the year, April 4 vs. Kansas City, and in his 2nd outing, April 11 vs. Cleveland, he recorded the first save of his professional career, pitching the final 3.0 innings of the O's 14-4 win...Won his first nine decisions...His 9-0 start was the second best in club history behind Dave McNally's 15-0 start in 1969...Was 8-0 out of the bullpen, 2nd best streak by an O's reliever behind Sammy Stewart ('83-'84) and Wes Stock ('62-'64) who won 10 straight in relief...Used primarily as a reliever...Out of the pen he was 8-1 with a 3.50 ERA (43.2IP, 33H, 17ER), including 38 Ks...Made two starts on the year, April 25 and April 30, going 1-0 with a 6.75 ERA (9.1IP, 15H, 7ER)...Had at least one strikeout in 24 of his 28 appearances...Struck out a season-high 8 batters in his April 30 start vs. New York...Out of the pen, he retired 17 of 26 first batters faced...He inherited 19 baserunners, 12 of whom were in scoring position, and allowed 7 of them to score...Was first placed on the disabled list on July 22 due to inflammation in his left shoulder...He was activated on August 2, appeared in two games, allowing 4ER in 1.1 innings before returning to the D.L. on August 6 with recurrence of the inflammation...Was activated again on September 27 and retired both batters faced on the final day of the season, September 29 at Toronto.

1995: Started the season in the Orioles rotation and was the winner in the O's first victory of the season, April 30 at Minnesota...Struck out a then career-high 9 batters...Over his next four starts he was 0-2 with a 9.42 ERA and on May 26 was optioned to AAA Rochester...Made four starts for the Red Wings and was 2-1 with a 2.70 ERA...On May 31 vs Charlotte he fanned 11 batters in seven innings...Was recalled by the Orioles on June 20...As a starter he went 2-3 with a 7.16 ERA in 9 starts (44IP, 45H, 35ER) before being moved to the bullpen...As a relief pitcher, Arthur was 0-2 in 10 games with a 4.88 ERA (31.1IP, 23H, 17ER)...On July 13 vs Kansas City he made his first major league relief appearance after 59 big league starts...In that game he did not receive the decision in the Orioles 9-8 loss but recorded a career-high 10 strikeouts in 7.0IP...He became the second A.L. reliever to strikeout 10 or more in a game in '95...Minnesota's Mark Guthrie struck out 12...On August 20 at Oakland he recorded 10 strikeouts in only 4.2 innings of relief in Baltimore's 6-3 defeat...Out of the bullpen, Rhodes inherited 17 baserunners, 10 in scoring position, and 6 of them scored...He retired 6 of 10 first batters faced and was 0-for-1 in converting save chances...On August 24 at California, he left the game with a shoulder strain and was placed on the 15-day disabled list the next day...On September 8 he underwent surgery on his left shoulder to repair a tear of the labrum (cartilage in the shoulder joint)...The surgery was performed by Dr. James Andrews in Birmingham, Alabama.

1994: Had three stints with the O's in '94, splitting time between Baltimore and AAA Rochester...Started in a total of 25 games, 10 with the O's (3-5, 5.81) and 15 with the Red Wings (7-5, 2.79 ERA)...He tossed 6 complete games (3 with Baltimore and 3 with Rochester), most in the O's system in '94...Started the season with the Orioles going 1-5 with a 7.62 ERA in his first 5 starts before being placed on the 15-day DL with tendinitis in his left knee...Was reinstated from the DL on May 21 and made a start vs the Yankees at NY, lasting just 1.0 inning before being optioned to Rochester on May 22...Was recalled from the Red Wings on June 27 and made 2 starts, both no-decisions...Was optioned to Rochester on July 4...Recalled July 31 to start the next day in Cal Ripken's 2000th consecutive game in Minnesota...Came up big for the occasion tossing a 7-hit shutout (the O's first of the season and first in 139 games)...Threw a 5-hit shutout in his next start, August 6 at Milwaukee, thus becoming the first O's hurler to record back-to-back shutouts since Mike Mussina blanked the Twins in consecutive starts in '93...For his efforts, he was honored as the A.L. "Pitcher of the Week" for August 1-7.

1993: Began the season as the Orioles No. 4 starter but on May 18 after 6 starts (1-2, 9.36) went on the disabled list...Underwent arthroscopic surgery that same day on his left knee to remove a loose fragment...Did his rehab at AAA Rochester in July and returned to the Orioles at the end of the month...Was 4-4 with a 5.34 ERA in 11 starts for the O's after coming off the DL...Entered '93 with a streak of 53 consecutive homer-less innings, but allowed 16 in 85.2 innings, 1.68 per 9 innings, the 3rd highest ratio in the AL (min 10 homers)...Allowed 12 home runs in 36.2 innings at Camden Yards...On September 7, in a 3-2 loss at home to Seattle, he had a no-hitter with 2 out in the 7th...A 2-run homer by Mike Blowers broke up the gem and a scoreless game...The only other hit he allowed that game was a solo homer to Dave Valle.

1992: Although he wasn't recalled from AAA Rochester until July 8, finished 3rd among AL rookies with 77 strikeouts behind California's Julio Valera (113) and Seattle's Dave Fleming (112)...Averaged 7.3 strikeouts per 9 innings, 2nd among AL rookies trailing only Chicago reliever Roberto Hernandez (8.6)...Went 4-0 in his first 5 starts (2.19), then lost 4 straight starts (9.00)...Finished up strong, going 3-1 in his last 6 starts, while the O's went 5-1 (2.35, IP-38.1, H-30, ER-10)...In his first start after being recalled from Rochester, he defeated the Twins and Scott Erickson, 4-2, July 9 at Baltimore, the first win by an O's lefty starter in almost a year (Jeff Ballard, July 15, 1991 over California)...In his 2nd start on July 19 at Texas, he took a no-hitter into the 6th, but left trailing 2-0 after 7.0...In his 3rd start, he pitched the first complete game of his career, a rain-shortened, 8-inning win over Texas on July 24 at home...It was the first complete game by an O's lefty since August 21, 1989, when Jeff Ballard beat Milwaukee...Threw a 5-hit shutout at New York on July 29, the O's first shutout in Yankee Stadium since Scott McGregor beat Tommy John, 1-0, on September 25, 1981...Was 2nd in the International League in strikeouts (115) at the time of his recall...Averaged 10.2 strikeouts per 9 innings...Struck out 14 batters in 8 innings in his last start before recall, an 8-4 win over Pawtucket on July 13.

1991: Was the youngest Oriole on the roster in '91 (21)...His contract was purchased from AA Hagerstown on August 21...Made his ML debut August 21

against the Rangers at Arlington...He was not the pitcher of record in a 4-3 O's victory, allowing 3ER in 4IP...At Hagerstown was named Eastern League "Pitcher of the Year"...Ranked 3rd in the EL with a 2.70 ERA and with 115 strikeouts...Averaged 9.7 strikeouts per 9 innings pitched (IP-106.2, SO-115)...Opposing batters were held to a .194 average (73-for-377).

1990: Spent the first half of the season at A Frederick where he had the Carolina League's best strikeouts-to-walks ratio (103 to 21)...Went from Frederick to AA Hagerstown in late July...Allowed one run or less 10 times combined in Class A and AA, but won only 4 of those games...Twice fanned 16 batters in a game: May 8 (9.0 IP) vs. Kinston and May 30 (7.0 IP, faced 28 batters) vs. Salem, but didn't win either game...In his first start of the season, he hurled a 7-inning 1-hitter with 10 strikeouts over Lynchburg...While with Frederick, he made his Memorial Stadium debut, June 10, in a game against Peninsula as part of a major league/minor league doubleheader...Won, 8-1, with 9 strikeouts over 7 innings.

1989: Was leading the NY-Penn League in strikeouts (45 in 31.0 IP) and was 2nd in ERA (1.16) when promoted to the Carolina League...Struck out 14 in a 2-hitter over Elmira...In the Florida Instructional League, he fanned 46 in 32 innings and was 2-0 with a 1.69 ERA.

1988: Made his professional debut June 24 at Bluefield (Rookie) and worked the final 2.0 innings of the Orioles 3-2, 27-inning victory over Burlington...He struck out Mark Lewis, the 3rd player selected in that year's draft, for the final out of the game...That same season, he pitched 2.0 innings for the Orioles in an exhibition at Rochester on July 25.

PERSONAL/MISCELLANEOUS

Single...One child: Jade Ashlee (12/2/93)...Played baseball and football at LaVega High School in Waco, TX...As a sophomore, he and older brother, Ricky, a senior right-hander, formed 2/3 of the team's pitching staff...Ricky was the Yankees' 35th round draft pick in '88...In 5 minor league seasons ('88-'92), he had a 20-26 record...For the past two seasons, Arthur served as Cystic Fibrosis 65 Roses Honorary Chairman...This past off season Arthur returned to Baltimore to take part in the Orioles annual Fanfest.

YEAR	CLUB	W	L	ERA	G	GS	CG	SHO	SV	IP	H	R	ER	HR	BB	SO
1988	Bluefield-1	3	4	3.31	11	7	0	0	0	35.1	29	17	13	1	15	44
1989	Erie	2	0	1.16	5	5	1	0	0	31.0	13	7	4	1	10	45
	Frederick	2	2	5.18	7	6	0	0	0	24.1	19	16	14	2	19	28
1990	Frederick	4	6	2.12	13	13	3	0	0	80.2	62	25	19	6	21	103
	Hagerstown	3	4	3.73	12	12	0	0	0	72.1	62	32	30	3	39	60
1991	Hagerstown	7	4	2.70	19	19	2	2	2	106.2	73	37	32	2	47	115
	BALTIMORE	0	3	8.00	8	8	0	0	0	36.0	47	35	32	4	23	23
1992	Rochester	6	6	3.72	17	17	1	0	0	101.2	84	48	42	7	46	115
	BALTIMORE	7	5	3.63	15	15	2	1	0	85.2	91	62	62	16	49	49
1993	BALTIMORE	5	6	6.51	17	17	0	0	0	26.2	26	12	12	5	15	33
	Rochester	1	1	4.05	6	6	0	0	0	52.2	51	34	34	8	30	47
1994	BALTIMORE	3	5	5.81	10	10	3	2	0	5.0	3	0	0	0	0	7
	Frederick	0	0	0.00	1	1	0	0	0	90.1	70	41	28	7	34	86
	Rochester	7	5	2.79	15	15	3	0	0	75.1	68	53	52	13	48	77
1995	BALTIMORE	2	5	6.21	19	9	0	0	0	30.0	27	12	9	2	8	33
	Rochester	2	1	2.70	4	4	1	0	0	53.0	48	28	24	6	23	62
1996	BALTIMORE	9	1	4.08	28	2	0	0	1	95.1	75	32	32	9	26	102
1997	BALTIMORE	10	3	3.02	53	0	0	0	1							
Minor Lg. Totals		37	33	3.03	110	105	11	3	0	603.1	468	247	203	36	254	644
BALTIMORE Totals		36	28	5.01	150	61	5	3	2	492.1	467	283	274	62	237	437
American League		36	28	5.01	150	61	5	3	2	492.1	467	283	274	62	237	437
National League		-	-	-	-	-	-	-	-	-	-	-	-	-	-	-
ML Totals		36	28	5.01	150	61	5	3	2	492.1	467	283	274	62	237	437

1-Selected by Baltimore in the second round of the June 1988 free-agent draft

DIVISION	SERIES	W	L	ERA	G	GS	CG	SHO	SV	IP	H	R	ER	HR	BB	SO
1996	Bal vs Cle	0	0	0.00	2	0	0	0	0	1.0	1	1	1	0	1	1
1997	Bal vs Sea	0	0	0.00	1	0	0	0	0	2.1	0	0	0	0	0	4
Totals		0	0	2.70	3	0	0	0	0	3.1	1	1	1	0	1	5
LCS		W	L	ERA	G	GS	CG	SHO	SV	IP	H	R	ER	HR	BB	SO
1996	Bal vs NYY	0	0	0.00	3	0	0	0	0	2.0	2	0	0	0	0	2
1997	Bal vs Cle	0	0	0.00	2	0	0	0	0	2.1	2	0	0	0	0	3
Totals		0	0	0.00	5	0	0	0	0	4.1	4	0	0	0	0	5

	1997 SEASON												LIFETIME											
	ERA	W-L	SV	G	IP	H	ER	HR	ERA	W-L	SV	G	IP	H	ER	HR	ERA	W-L	SV	G	IP	H	ER	HR
Total	3.02	10-3	1	53	95.1	75	32	9	5.01	36-28	2	150	492.1	467	274	52								
Home	3.81	6-1	0	28	49.2	44	21	7	5.57	18-16	1	77	248.2	242	154	37								
Away	2.17	4-2	1	25	45.2	31	11	2	4.43	18-12	1	73	243.2	225	120	25								
Ana	7.71	1-1	0	4	7.0	7	6	1	7.47	2-4	0	10	31.1	37	26	5								
Bal	-	-	-	-	-	-	-	-	-	-	-	-	-	-	-	-								
Bos	3.38	1-1	0	6	13.1	14	5	0	3.23	3-1	0	12	39.0	38	14	2								
Cws	0.00	1-0	0	2	2.2	2	0	0	4.00	1-0	0	6	9.0	10	4	2								
Cle	8.10	0-1	0	2	3.1	6	3	1	6.75	1-4	1	12	40.0	54	30	10								
Det	0.00	1-0	0	3	6.1	3	0	0	3.66	5-1	0	9	32.0	25	13	3								
KC	0.00	2-0	0	4	6.0	3	0	0	2.65	5-2	0	12	37.1	27	11	4								
Mil	1.64	0-0	1	5	11.0	9	2	0	3.82	4-0	1	11	35.1	27	15	2								
Min	2.08	0-0	0	3	4.1	4	2	0	4.90	4-3	0	12	47.2	48	25	2								
NY	4.15	0-0	0	3	4.1	4	2	0	6.24	2-3	0	15	49.0	57	34	7								
Oak	1.35	0-0	0	4	6.2	3	1	0	4.07	1-0	0	7	24.1	16	11	2								
Sea	9.00	0-0	0	4	5.0	9	5	4	6.27	2-3	0	12	37.1	39	26	9								
Tex	3.38	1-0	0	3	8.0	7	3	1	5.14	2-3	0	13	50.2	40	29	3								
Tor	2.45	0-0	0	5	7.1	4	2	1	6.02	1-4	0	14	49.1	46	33	5								
AL East	2.59	2-1	0	17	31.1	25	9	1	5.00	11-9	0	50	169.1	166	94	17								
AL Central	1.98	3-1	1	16	27.1	21	6	1	4.57	15-9	2	53	169.1	166	86	20								
AL West	5.04	2-1	0	15	26.2	26	15	6	5.76	7-10	0	42	143.2	132	92	24								
PRE ASG	2.45	6-2	1	26	51.1	36	14	7	5.52	20-12	1	73	212.0	204	130	32								
POST ASG	3.68	4-1	0	27	44.0	39	18	2	4.62	16-16	1	77	280.1	263	144	30								
April	3.07	2-1	0	8	14.2	12	5	1	6.28	8-5	1	24	77.1	77	54	13								
May	5.91	0-1	0	6	10.2	13	7	5	8.85	2-6	0	20	47.2	63	47	13								
June	0.00	2-0	1	9	19.0	6	0	0	2.61	7-0	1	22	62.0	41	18	5								
July	3.48	3-0	0	10	20.2	21	8	2	3.15	6-3	0	24	80.0	61	28	9								
August	3.57	3-1	0	11	17.2	11	7	1	4.90	9-8	0	33	121.1	111	66	13								
Sept/Oct	3.55	0-0	0	9	12.2	12	5	0	5.28	4-6	0	27	104.0	114	61	10								
Atl	0.00	1-0	0	1	3.0	0	0	0	0.00	1-0	0	1	3.0	0	0	0								
Fla	-	-	-	-	-	-	-	-	-	-	-	-	-	-	-	-								
Mon	0.00	0-0	0	1	0.2	0	0	0	0.00	0-0	0	1	0.2	0	0	0								
NY	0.00	0-0	0	1	1.0	0	0	0	0.00	0-0	0	1	1.0	0	0	0								
Phi	7.72	1-0	0	1	2.1	2	2	1	7.72	1-0	0	1	2.1	2	2	1								
NL East	2.57	2-0	0	4	7.0	2	2	1	2.57	2-0	0	4	7.0	2	2	1								

BATTING RECORD

YEAR	AVG	AB	R	H	2B	3B	HR	RBI	BB	SO	SB	CS
1997 Totals	.000	1	0	0	0	0	0	0	0	1	0	0
Career Totals	.000	1	0	0	0	0	0	0	0	1	0	0
Post Season Totals	-	-	-	-	-	-	-	-	-	-	-	-

FIELDING

P	PCT	G	PO	A	E	DP
1991	1.000	8	0	1	0	0
1992	1.000	15	1	13	0	2
1993	.917	17	2	9	1	0
1994	.667	10	0	2	1	0
1995	.833	19	3	7	2	0
1996	1.000	28	1	2	0	0
1997	.952	53	4	16	1	1
Career	.924	150	11	50	5	3

LIFETIME BY BALLPARK

ARTHUR RHODES	ERA	W	L	S	G	IP	H	ER	HR
Anaheim Stadium	5.84	1	2	0	4	12.1	11	8	1
Oriole Park at Camden Yards	5.54	18	15	1	74	234.0	228	144	35
Memorial Stadium	6.14	0	1	0	3	14.2	14	10	2
Fenway Park	3.21	1	0	0	5	14.0	15	5	1
Comiskey Park	3.38	0	0	0	2	2.2	2	1	1
Jacobs Field	10.61	0	1	0	5	9.1	18	11	4
Cleveland Stadium	5.40	1	1	0	2	10.0	17	6	1
Tiger Stadium	2.33	3	0	0	5	19.1	14	5	0
Ewing M. Kauffman Stadium	5.93	1	2	0	6	13.2	14	9	3
County Stadium	1.48	3	0	1	6	24.1	13	4	0
Hubert H. Humphrey Metrodome	5.87	2	2	0	6	23.0	26	15	0
Yankee Stadium	4.08	2	1	0	7	28.2	25	13	4
Oakland-Alameda County Coliseum	5.56	0	0	0	4	11.1	12	7	2
The Kingdome	3.98	2	1	0	6	20.1	22	9	3
The Ballpark in Arlington	4.30	1	1	0	5	14.2	7	7	2
Arlington Stadium	4.70	0	0	0	3	15.1	10	8	0
Skydome	4.98	0	1	0	6	21.2	19	12	3

CALVIN (CAL) EDWIN RIPKEN, JR. THIRD BASEMAN—#8

Born: August 24, 1960

Opening Day Age: 37

Height: 6'4"

Weight: 220

Bats: R

Throws: R

Birthplace/Residence: Born in Havre de Grace, MD...Resides in Reisterstown, MD.

Contract Status: Signed thru '99 with an option for the 2000 season

M.L. Service: 16 years, 57 days

Acquired: Orioles 2nd round selection in the 1978 June Draft (Dick Bowie)...On April 3, 1997,

signed a two year contract extension with an option for 2000



GAME HIGHS, STREAKS & SLAMS

RUNS: 3, 34 times, most recently August 21, 1996 vs Seattle...**HITS:** 5, three times, most recently May 5, 1985 at Minnesota...**DOUBLES:** 2, 40 times, most recently July 4, 1997 at Detroit...**TRIPLES:** 1, 43 times, most recently September 13, 1996 at Detroit...**HR:** 3, May 28, 1996 at Seattle...**2 HR GAMES:** 16, most recently, September 15, 1996 at Detroit...**RBI:** 8, May 28, 1996 at Seattle...**WALKS:** 4, twice, April 21, 1992 vs Kansas City and September 16, 1988 vs Detroit...**SB:** 2, August 28, 1986 at Oakland (2nd Game)...**HITTING STREAK:** 17 games, three times, most recently June 12-29, 1992...**GRAND SLAMS:** 7, September 14, 1982 vs Yankees (off Mike Morgan); July 13, 1989 vs Oakland (off Tim Lincecum); July 3, 1994 vs California (off Brian Anderson); June 3, 1995 vs Oakland (off Mike Harkey); May 28, 1996 at Seattle (off Mike Jackson); May 6, 1997 vs Anaheim (off Pep Harris); June 30, 1997 vs Philadelphia (off Calvin Maduro)

1997

- Baseball's all-time "Iron Man" finished the 1997 season, having played in 2,478 consecutive games, all starts...Since breaking Lou Gehrig's record on September 6, 1995 he has played in 346 straight games...That alone would be the second longest consecutive games played streak in baseball, bettered only by Houston's Jeff Bagwell (351)... Since streak began May 30, 1982, Orioles have used 266 other players.
- On the final day of the season, September 28 at Milwaukee, Cal left the game in the 4th inning, marking the 6th time in his career that he has left a game in the 4th inning or sooner, not by ejection...5 of the 6 times came on the final day of the regular season in '88, '89, '92, '96 and '97...The other time was on September 26 of '97 at Milwaukee...The earliest he has left a game not by ejection came on September 29 of last season, the day after the O's clinched a wild card berth, when he left the game after the 2nd inning.
- Following the Opening Day game, O's announced that Ripken had agreed to 2-year contract extension with an option for 2000 season.
- Drew 3rd career ejection July 20 when HP Umpire Al Clark tossed him in 2nd inning after arguing strikeout call...Other ejections came in '87 and '89, both in 1st inning of games at Memorial Stadium after strikeouts.
- Elected to 15th All-Star Game, all consecutive, and first at third base...Went 1-2 in Mid-Summer classic played at Cleveland's Jacobs Field.
- Cal's 10 sacrifice flies were T7th in the American League and he grounded into 19 double plays, T7th most in the league.
- Hit 7th career grand slam June 30, his 2nd slam of season...Has 6 slams in Baltimore, 4 coming at Oriole Park...Has 370 career HR, 9th all-time among players who never led a league in HR... Hit 500th career 2B in 1st inning June 22 at Toronto.
- His HR on May 31 vs. Cleveland gave him Orioles all-time total base lead with 4,274, snapping tie with Brooks Robinson... Drew 1,000th career walk Aug. 30 vs. Mets.
- Made three appearances at shortstop...June 15 at Atlanta (2 inn.), August 31 vs. Mets (1 inn.) and September 1 at Florida (2 inn.)...
- Collected season-high 4H in 2nd game of June 10 DH at Boston...Was his 1st 4-hit game since May 28 last year when he homered 3 times at Seattle.
- Finished the year in a 6-for-36 slide and his final home run of 1997 came on September 7 off New York's Kenny Rogers.
- He played at least 150 games for the 17th time in his career, tied with Eddie Murray and behind Pete Rose (17 seasons).

1998
Orioles

ACTIVE OFFENSIVE LEADERS

Active ML HR Leaders	Active ML RBI Leaders	Active ML Hits Leaders
Mark McGwire 387	Cal Ripken 1453	Paul Molitor 3178
Joe Carter 378	Harold Baines 1423	Wade Boggs 2800
Barry Bonds 374	Joe Carter 1382	Tony Gwynn 2760
Cal Ripken 370	Chili Davis 1285	Cal Ripken 2715
Jose Canseco 351	Paul Molitor 1238	Harold Baines 2561

Active ML Doubles Leaders	Active ML Games Leaders
Paul Molitor 576	Paul Molitor 2557
Wade Boggs 541	Cal Ripken 2543
Cal Ripken 517	Harold Baines 2463
Tony Gwynn 460	Rickey Henderson 2460
Harold Baines 439	Gary Gaetti 2261

RIPKEN ON ORIOLES ALL-TIME LISTS

Category	Rank	Amount	Leaders	Amount	Needs
Games:	2nd	2543	Brooks Robinson	2986	443
At Bats:	2nd	9832	Brooks Robinson	10,654	822
Runs:	1st	1445	2nd-Brooks Robinson	1232	+213
Hits:	2nd	2715	Brooks Robinson	2848	133
Doubles:	1st	517	2nd-Brooks Robinson	482	+35
Triples:	5th	43	Brooks Robinson	68	25
			Brady Anderson	53	10
			Al Bumbry	52	9
			Paul Blair	51	8
Home Runs:	1st	370	2nd-Eddie Murray	343	+27
Total Bases:	1st	4428	2nd-Brooks Robinson	4270	+158
RBI:	1st	1453	2nd-Brooks Robinson	1357	+96
X-tra Base Hits:	1st	930	2nd-Brooks Robinson	818	+112

MAJOR LEAGUE RECORDS

- Holds major league record for home runs by a shortstop to 345
- Holds the major league record for most years leading league in games by a shortstop, 11.
- Holds major league record for most consecutive games by a shortstop, 2216
- Extended his major league record for most years playing all of clubs games (15) and most years leading league in games (9).

MOST HOME RUNS EVER BY A SHORTSTOP

All-time Leader: Has hit 345 of his 370 homers as a shortstop, most in major league history ahead of Ernie Banks (277) and Vern Stephens (213). Passed Banks July 15, 1993 at Oriole Park when he homered off Minnesota's Scott Erickson. Banks' mark had stood since he moved to first base from shortstop in 1962. The seat in left field where the ball landed is now painted orange to commemorate the achievement.

30 Homers: Is one of six shortstops in major league history to have hit 30 or more homers in a season, along with Ernie Banks, Vern Stephens, Rico Petrocelli, Alex Rodriguez and Nomar Garciaparra.

EXTRA-BASE HITS BY A SHORTSTOP

Passing Honus and Joe: 855 of his 930 extra-base hits have come as a shortstop, the highest total in baseball history, as near as we can tell. Honus Wagner had 737 in the years he was primarily a shortstop ('01, '03-'16 with Pittsburgh), and Joe Cronin had 765 in the years he was primarily a shortstop, ('28-'41 with Washington and Boston). A precise statistical breakout is not available, however.

Recalling 1991: His ML-high 85 extra-base hits in '91 have been exceeded by only two other shortstops in history, Robin Yount with 87 in '82 and Alex Rodriguez with 91 in '96...Nomar Garciaparra also had 85 in 1997...Cal's 368 total bases were the most in one season by an AL shortstop until 1996 when Seattle's Rodriguez matched Banks' all-time mark of 379...Also Cal is one of three shortstops (joining Banks in '58 and '59 and Rodriguez in '96) to hit .300+ with 30+ homers and 100+ RBI.

Batting Average	Home Runs
April: .352 (31-88) 1984	April: 8 1984
May: .349 (37-106) 1991	May: 7 1985, 1991
June: .371 (43-116) 1991	June: 8 1996
July: .382 (42-110) 1984	July: 7 1986, 1993
Aug: .357 (35-98) 1997	Aug: 7 1982, 1993
Sep-Oct: .385 (55-143) 1983	Sep-Oct: 8 1985, 1991

Runs Batted In

April: 23 1987
May: 22 1985
June: 27 1996
July: 22 1985
Aug: 22 1993
Sep-Oct: 27 1991

ONLY 9 EVER: Have hit 20 or more home runs in their first 10 full seasons, seven Hall of Famers:

1. Eddie Mathews 14	4. Frank Robinson 12	7. Willie Mays 10
2. Billy Williams 13	5. Joe DiMaggio 10	8. Rocky Colavito 10
3. Reggie Jackson 13	6. Ted Williams 10	9. Cal Ripken 10

RUNS BATTED IN

- Has the most RBI among active major leaguers ahead of teammates Harold Baines and Joe Carter respectively.
- Has averaged 91 RBI per season in his 16 seasons
- Has the most in Orioles history as he surpassed Brooks Robinson in 1996.

HITS

- Ranks fourth among active major leaguers, 65 behind Tony Gwynn.
- Ranks second in Orioles history, 133 behind Brooks Robinson (2848).
- Enters the 1997 season needing 285 hits for 3000.

BASES LOADED

Batted just .211 (4-19) in 1997, however, his lifetime average is .275 (55-200).

STEALS

FIRST STEAL WAS A STEAL OF HOME: Stole home for his first major league steal on the front end of a double steal May 31, 1982 at home vs. Texas off Jon Matlack. Lenn Sakata stole second on the play. Jim Sundberg was the catcher. Al Bumbry was at bat. Gave the O's 4-3 lead in eventual 8-7 win.

CAL IN A PINCH

AS A PINCH HITTER: Has pinch hit four times, all in 1981, three times for Mark Belanger (August 19, 20, 22) and once for Eddie Murray (August 30).

AS A PINCH RUNNER: Has pinch run seven times, six in 1981, once in 1982. Ran twice for Ken Singleton, Terry Crowley, and Doug DeCinces, and once for Benny Ayala. The last time was April 18 1982 for Crowley. Only in his first pinch running experience, in his major league debut August 10, '81, did he score (see major league debut below).

THEY PINCH HIT FOR CAL: Has been replaced by pinch hitters 20 times, most recently September 16, 1997 by Aaron Ledesma, the 11th time during the consecutive games streak. The rankings: Terry Crowley-six times, Jim Dwyer-four, Jeff Reboulet-three, Bret Barberie-two, Manny Alexander-two, Tim Lulett-one, Aaron Ledesma-one, and Damon Buford-one.

THEY PINCH RAN FOR CAL: Cal has been pinch-run for eight times. The first was Floyd Rayford, May 3, 1982 after Cal was hit in the back of the head by a Mike Moore pitch. The next seven times were during the consecutive games streak: Tim Lulett August 6, 1991, Steve Scarsone September 22, 1992, Bret Barberie, June 25, 1995, Jeff Huson did it twice, August 10, 1995 and April 6, 1996 and Manny Alexander, May 1, 1996 and Jeff Reboulet on September 21, 1997.

DEFENSIVE REPLACEMENTS: During the consecutive games streak, has been replaced by 13 different players 90 times.

THEY WERE PICKED FIRST (O'S FIRST 4 PICKS IN 1978 DRAFT)

- Round 1 Bob Boyce, 3B, Cincinnati, OH
 Round 2 Larry Sheets, OF, Staunton, VA (compensation for losing Elliott Maddox to Mets)
 Round 2 Edwin Hook, RHP, San Diego, CA (compensation for losing Rose Grimsley to Expos)
 Round 2 Cal Ripken, 3B, Aberdeen, MD

OTHER ORIOLES NUMBER 8's

1. Dick Krywinski	1954	8. Bobby Avia	1959
2. Ray Murray	1954	9. Gene Stephens	1960-1961
3. Kal Segrist	1955	10. Marv Throneberry	1961-1962
4. Jim Pyburn	1955-57	11. Andy Etchebarren	1962, 1965-1972
5. Buddy Peterson	1957	12. Tim Nordbrook	1975-1976
6. Foster Castleman	1958	13. Dave Skaggs	1977-1980
7. Jerry Adair	1959	14. Cal Ripken	1981

Most Career Homers Without Winning A Season Title

Player	Career HR
Stan Musial	475
Dave Winfield	465
Billy Williams	426
Al Kaline	399
Tony Perez	379
Joe Carter	378
Norm Cash	377
Carlton Fisk	376
Cal Ripken	370
Gil Hodges	370

CYCLE: One of only two Orioles to ever hit the cycle. On May 6, 1984, was 4-for-5 with two RBI. Homered off Dave Tobik in his final at bat. Brooks Robinson hit for the cycle at Chicago, July 15, 1960. Opponents have hit for the cycle five times against the Orioles.

JAPAN TRIPS: Has a cumulative .358 average (29-81) on three trips to Japan...**1984:** Was on O's 14-game post-season trip and batted .315 (17-54) with four homers and nine RBI as the O's went 8-5-1...**1986:** Was part of US Major League All-Star team that went 6-1 against All-Stars from Japan's Central and Pacific Leagues...Cal led that team in batting (.500, 7-14, 2B-2, HR-2, RBI-6) while splitting shortstop duties with the Cardinals' Ozzie Smith...**1996:** Was on latest tour of Japan with a group of Major League All-Stars in the off-season...Batted .385 (5-13) with 4 RS, a 2B, a HR and 3 RBI.

ALL-STAR GAMES

15-YEAR ALL-STAR: Ripken's 15 games are all consecutive, 14 were at shortstop with 1997 being his 1st All-Star appearance at 3rd base...Ozzie Smith, named in '96 for the 15th time, is the major league leader among shortstops, one ahead of Cal...The previous AL mark (10) belonged to former Oriole Luis Aparicio. Only Brooks Robinson (AL record 18 games in 15 straight years, '60-'74) has represented the Orioles at more All-Star Games. The only year Ripken did not make the team was his rookie (of the year) season, 1982.
ELECTED: 13 times, nine consecutive starting in 1989. Was also elected 1984 thru '87. Alan Trammell was elected in 1988 (but withdrew due to injury so Cal, who finished second in the voting, started in his place). Fellow shortstop Ozzie Smith was elected in '95 for the 12th time and finished 2nd in '96 to Larkin...Since balloting returned to the fans in 1970, ten different Orioles have been elected to start 28 times in the 28 years. In 1997 the Orioles had three starters in the game played in Philadelphia with Cal, 2B Roberto Alomar and OF Brady Anderson, who started for the second straight year, but was elected by the fans for the first time this year.

STARTER: 14 straight years (starting '84), 13 as a shortstop, a major league record for shortstops. Ozzie Smith, not elected in 1993 and 1996, is second to Cal with 12 starts at shortstop. Smith held the previous record, 10, '83 thru '92.

THEY WERE PICKED FIRST II

(MAJOR LEAGUERS PICKED AHEAD IN 1978 DRAFT)

Round 1		
1. Bob Horner	Atlanta	3B
2. Lloyd Moseby	Toronto	1B
3. Hubie Brooks	NY Mets	SS
4. Mike Morgan	Oakland A's	RHP
5. Andy Hawkins	San Diego	RHP
6. Tito Nanni	Seattle	OF-1B
7. Bob Cummings	San Francisco	CA
8. Nick Hernandez	Milwaukee	CA
9. Glenn Franklin	Montreal	SS
10. Phil Lansford	Cleveland	SS
11. Rod Boxberger	Houston	RHP
12. Kirk Gibson	Detroit	OF
13. Bill Hayes	Chicago Cubs	CA
14. Tom Brunansky	California	OF
15. Robert Hicks	St. Louis	1B
16. Lenny Faedo	Minnesota	SS
17. Nick Esasky	Cincinnati	SS
18. Rex Hudler	NY Yankees	SS
19. Brad Garrett	Pittsburgh	1B
20. Tim Conroy	Oakland A's	LHP
21. Gerry Aubin	Pittsburgh	OF
22. Bob Boyce	Baltimore	3B
23. Rip Rollins	Philadelphia	1B-RHP
24. Matt Winters	NY Yankees	OF
25. Buddy Biancalana	Kansas City	SS
26. Brian Ryder	NY Yankees	RHP

Round 2		
27. Matt Sinatro	Atlanta	CA
28. Tim Thompson	Toronto	1B
29. Larry Sheets	Baltimore	OF
30. Keith Atherton	Oakland	RHP
31. David White	Chi White Sox	3B
32. Dave Valle	Seattle	CA
33. Steven Raine	San Francisco	RHP
34. Richard Naumann	Seattle	LHP
35. Edwin Hook	Baltimore	RHP
36. Chris Bando	Cleveland	CA
37. Dan Heep	Houston	OF/LHP
38. Craig Johnson	Detroit	OF
39. Mel Hall	Chicago Cubs	OF
40. Doug Gwosdz	San Diego	CA
41. David Kable	St. Louis	1B
42. Michael Riley	Minnesota	RHP
43. Dave Van Gorder	Cincinnati	CA
44. B.F. Belue III	Chi White Sox	OF
45. Bradley Palmer	Pittsburgh	LHP
46. Amos Lewis	Texas	RHP/INF
47. Clay Smith	Los Angeles	SS
48. Cal Ripken Jr.	Baltimore	3B

CLUB RECORD: Cal's 14 straight starts is a club record. Cal's 14 starts breaks Brooks' club record (10 years, 11 games, 2 in 1961). Cal is the only major league player to start the past 14 All-Star Games.

FAN BALLOTING: Has led the majors in votes three times: '85 (1,398,901), '86 (1,486,806), '92 (2,699,773), and '95 (1,698,524)...Cal led the AL in balloting in 1986 (1,486,806).

THE GAMES

1997: Started his 14th straight All-Star Game, 1st as a third baseman...Went 1-2 in AL victory at Jacobs Field.

1996: The game was played at Veterans Stadium in Philadelphia...During the team photo prior to the game he accidentally had his nose broken when Chicago's Roberto Hernandez slipped and backhanded Cal while trying to regain his balance. Cal started the game despite the break.

1995: At the Mid-Summer Classic in Arlington, TX, Cal went 2-for-3 with singles off Philadelphia's Tommy Greene and Montreal's Carlos Perez.

1994: Played the entire 10-inning game at Pittsburgh, going 1-for-5. In the bottom of the 10th, relayed Albert Belle's throw to Ivan Rodriguez beautifully, just barely later than Tony Gwynn's arrival at home with the "sudden death" winning run.

1993: In the classic at Camden Yards, Cal was 0-for-3 with two groundouts and a strikeout, but received what was probably the loudest ovation in the park's history when he was introduced as the starting shortstop by Chuck Thompson.

1992: Had an RBI single off Atlanta's Tom Glavine in three trips at San Diego to help the AL win, 13-6.

MVP 1991: Became the fourth Oriole to win the All-Star Game MVP Award when, on July 9 at Toronto's SkyDome, he hit a three-run homer off former teammate Dennis Martinez and singled off the ultimate Cy Young Award winner, Tom Glavine, to lead the AL to a 4-2 win...Other Orioles All-Star MVP's: Billy O'Dell ('58), Brooks ('66) and Frank ('71)...Cal became only the third AL shortstop to hit an All-Star Game home run, joining Dick McAuliffe ('65) and Lou Boudreau ('42)...In the home run hitting contest the day before, hit an incredible 12 home runs in 22 swings to lead the AL to a 20-7 pasting of the NL.

FIELDING

12 FIELDING RECORDS: Cal now holds or shares 12 major league or AL fielding records:

1. AL record (tied) for leading shortstops in assists seven years (last time was '93) with Luis Aparicio and Luke Appling.
2. ML record for highest fielding percentage in a season, by a shortstop (.996), 1990
3. ML record for fewest errors (3) in a season by a shortstop, 1990
4. ML record for most consecutive errorless games by a shortstop, one or more seasons (95), 1990
5. ML record for most consecutive errorless games by a shortstop, one season (95), 1990
6. ML record for most consecutive chances without an error, one or more seasons (431), 1990
7. ML record for most consecutive chances without an error by a shortstop, one season (431), 1990
8. ML record for most consecutive games played one position (2,216), 7/9/82-7/15/96 (shortstop)
9. ML record for most years leading league in double plays by a shortstop—8('83-'85, '89, '91, '92, '94, '95)
10. ML record (tied) for most years leading the league in putouts by a shortstop ('84, '85, '88, '89, '91, '92)
11. AL record for most assists in a season by a shortstop with 583, set in 1994
12. ML record for most double plays by a shortstop, career (1565)

ALL-TIME HIGHEST FIELDING PERCENTAGES ONE SEASON

BY SHORTSTOPS IN ML HISTORY

Player	TEAM	YEAR	PCT.	PO	A	TC	E
Cal RIPKEN	Orioles	1990	.996	242	435	680	3
Tony FERNANDEZ	Toronto	1989	.992	260	475	741	6
Larry BOWA	Philadelphia	1979	.991	229	448	683	6
Ed BRINKMAN	Detroit	1972	.990	233	495	735	7
Cal RIPKEN	Orioles	1989	.990	276	531	815	8

GOLD GLOVES: Has won two Gold Gloves ('91 and '92).

ERRORS PER CHANCE: During his career at shortstop he has averaged one error for every 48.2 chances. Mark Belanger had the previous best by an Oriole shortstop, one every 43 chances.

3B TO SS: Played third base and shortstop after first coming up in August of 1981, but started the 1982 season as O's regular third baseman...Played six games at third base in 1996, July 15-21...Prior to July 15, 1996, Cal last played third on July 8, 1982 at Seattle after starting game at shortstop.

1990, SET MAJOR LEAGUE RECORDS: Cal established eight ML fielding records in '90 including an all-time mark for highest fielding percentage and fewest errors by a shortstop. Made only three errors in 161 games (680 total chances), a .996 percentage...Set major league marks for consecutive errorless games (95), and consecutive chances without error (431)...After fumbling a ground ball on April 13 in the third game of the season Cal went 95 games and 431 chances before committing his second miscue 3 1/2 months later on July 28 at KC...Cal broke the AL marks by Detroit's Eddie Brinkman (72 straight errorless games and 331 straight errorless chances in '72). Also shattered the major league marks of NY Giants' Buddy Kerr (383 consecutive errorless

chances in '46-'47) and the Mets' Kevin Elster, whose 88 games in a row without error in '88 and '89 were downgraded from a major league to an NL record.

1984, ASSISTS RECORD: Set AL record with 583 assists, breaking Roy Smalley's '79 mark of 572. Also led ML shortstops in total chances (906)...His 880 successful chances in '84 were the most by an AL shortstop since the Twins' Leo Cardenas handled the same number in '69...The only ML shortstop to have handled more errorless chances in one season since World War II is the Cardinals' Ozzie Smith (909 in '80).

AWARDS

TWO MOST VALUABLE PLAYER AWARDS: Is the only Oriole to ever win two AL BBWAA Most Valuable Player Awards ('83 & '91). Is one of 23 in ML history to win multi-MVP awards, one of 11 in AL history to do it...Only two other active major leaguers have done it: Barry Bonds ('90, '92, and '93), and Frank Thomas ('93 and '94)...The other multi-MVP award winners: Stan Musial, Joe DiMaggio, Ted Williams, Willie Mays, Mickey Mantle, Frank Robinson, Ernie Banks, Johnny Bench, Mike Schmidt, Yogi Berra, Roger Maris, Roy Campanella, Hank Greenberg, Jimmie Foxx, Hal Newhouser, Carl Hubbell, Dale Murphy, Joe Morgan...In '91, Cal became the only player in AL history to win the MVP on a sub-500 team and the third player in major league history, joining a pair of Chicago Cubs, Ernie Banks ('58 and '59) and Andre Dawson ('87)...The Baseball Writers Association of America MVP Award has been awarded for 66 years, beginning in '31...Cal became the first MVP to play on a team with more than 85 losses...The O's were 67-95...His span of seven seasons between awards is the second longest between MVPs in ML history...Only Willie Mays, who went 10 seasons ('54/'65), has gone longer between MVP awards...In '91, Cal finished with 318 points, 32 more than runner-up Cecil Fielder of Detroit...In '83, he won by the same margin over teammate Eddie Murray, 322 to 290, as Orioles finished 1-2 in balloting for the first time since 1966, when Frank, Brooks, and Boog were 1-2-3 (and Luis Aparicio was 9th). Cal & Eddie were the only players listed on every '83 ballot...Became the first to win Rookie and MVP honors in back-to-back years...Fred Lynn captured both awards in 1975 for Boston...Was third in '89 in BBWAA balloting with 216 votes behind Robin Yount (256) and Ruben Sierra (228).

ROOKIE OF THE YEAR: Registered 132 points in 1982 to beat out Twins' Kent Hrbek (90 points), the only other player named on all ballots. Wade Boggs was third (10 1/2 points). Ripken collected 24 firsts and four seconds, while Hrbek received four firsts, 23 seconds and a third...Is one of 6 Orioles to have won BBWAA Rookie honors along with: Ron Hansen ('60), Curt Blefary ('63), Al Bumbry ('73), Eddie Murray ('77), and Gregg Olson ('89).

TWO TSN PLAYER OF THE YEAR AWARDS: Won The Sporting News' Major League Player of the Year award in '83 and '91, the first to win it on a losing club ('91). It was established in 1936. Was 20th to win it twice...**TWO TSN & BASEBALL AMERICA AL PLAYER OF THE YEAR AWARDS:** Won both honors in 1983 and 1991...**AP MAJOR LEAGUE PLAYER OF THE YEAR AWARD:** Was so honored in 1991 by the Associated Press.

ALL-TIME DREAM TEAM: Named to Sports Illustrated's all-time "Dream Team" in October, '92.

EIGHT TSN AL ALL-STAR TEAMS: Was honored 1983-'86, '89, '91, '93, '95. **EIGHT TSN/HILLERICH & BRADSBY SILVER SLUGGER TEAMS:** Was honored 1983-'86, '89, '91, '93, '94. Award is given to most productive offensive players at every defensive position.

SIX AP MAJOR LEAGUE ALL-STAR TEAMS: Was honored 1983-'86, '89, '91.

ROBERTO CLEMENTE AWARD: In '92, was named the 22nd recipient of the Roberto Clemente Award, presented annually to the player who best exemplifies the game of baseball both on and off the field...Was the third Oriole to win the award since its inception in '71, joining Brooks Robinson ('72) and Ken Singleton ('82)...**LOU GEHRIG AWARD:** In '92, was the 38th winner of the annual Lou Gehrig Memorial Award, given by the Phi Delta Theta national collegiate fraternity to the major leaguer who best fits the image and character of their fraternity brother and Hall of Fame first baseman...**BART GIAMATTI CARING AWARD:** In '89, was the first winner of this honor created by the Baseball Alumni Team (BAT) in honor of the late Baseball Commissioner who died that year (September 1).

FOUR MOST VALUABLE ORIOLE AWARDS: Has won four Most Valuable Oriole Awards (1990 and 1991, outright, and co-winner with Eddie Murray in '83 & '88). Has finished second four times ('85, '86, '89, '93) and third three times ('82, '84, '87).

PRO CAREER

1996: Baseball's all-time "Iron Man" played in all 163 Orioles games this season and kept his consecutive games streak intact at 2,316 games at the end of the '96 campaign...On July 15 he started at third base for the first time since 6/30/82...Had made two other appearances at third, his last coming on 7/8/82...Had made 2,216 consecutive starts at shortstop, a major league record for any position, until starting six games at third base, July 15-21...On April 1 he made his first error since 7/18/95 as he saw a string of 74 consecutive errorless games snapped...On May 13 vs the Twins, Cal collected his 81st extra base hit, moving past Brooks Robinson into 1st place on the Orioles all-time list...The hit came in the form of his 450th double...On April 19 at Texas he became just the 3rd player with 100 or more career RBI against the Texas Rangers, joining George Brett and Reggie Jackson...Batted 7th in the batting order on May 14 at Oakland...It was the first time he batted that low in the order since his first year in the majors, 1982...On May 28 at the Kingdome, Cal enjoyed his first career 3 HR game and collected a career-high 8 RBI...It was the 15th time that an Oriole homered three times in a game and the first since Randy Milligan in 1990...In the 9th inning of that game he homered as did brother Bill...The 2nd time they have homered in the same inning and the 6th time that brothers have accomplished the feat...On June 3 he was named A.L. "Player of the Week" for the 9th time in his career...On May 29, also in Seattle, he hit his 334th career home run, moving past Eddie Murray for 1st place on the Orioles all-time list...On June 11 he homered in his third straight game, matching a career-best...Played in consecutive game 2,216 on June 14 at Kansas City setting a new consecutive games world record...The previous mark of 2,215 was held by third baseman Sachio Kinugasa who played with the Hiroshima Carp in Japan's Central League...On September 15 at Detroit, Cal hit a pair of home runs marking his 2nd 2 HR game of the year and the 17th multi-homer game of his career...His first homer that day was the team's 240th, tying the 1961 Yankees for the most by a team in a season...His second home run that day was hit immediately after Bonilla's marking the 16th time that the O's have hit back-to-back home runs this year, tying the big league mark held by the '77 Red Sox and '82 Brewers...Named as a starter on the American League All-Star team for the 13th consecutive season...Surpassed 100 RBI in a season for the 4th time in his career, giving the Orioles four 100 RBI men (Anderson, Bonilla, Palmeiro)...It was the first Orioles team to have four players with 100 RBI...On September 19 at New York, in the 2nd game of the doubleheader he smacked his 483rd career double, passing Brooks Robinson for the most in Orioles history...On August 9 at Comiskey Park he collected his 2,500th career hit, a single off Bill Simas...Left 15 games early in 1996, 81 times during the streak...Earliest exit this year was on the season's last day, September 29 at Toronto, when he was removed after playing two innings...Broke Lou Gehrig's record for most consecutive years playing all of club's games (14) and most years leading the league in games played (8)...Both represent major league marks...Following the season, Cal toured Japan with a team of Major League All-Stars...This was Ripken's 16th season with the Orioles, the most seasons with the same club among active major leaguers, one year more than San Diego's Tony Gwynn.

1995: On September 5th and 6th at Oriole Park at Camden Yards against the California Angels, Cal became baseball's all-time "Iron Man" tying and breaking Lou Gehrig's consecutive games played record of 2,130...Ripken ended the '95 season having played in 2,153 consecutive games, all starts...The streak began on May 30, 1982...In the record tying and record setting games he went a combined 5-for-9 and hit home runs in each of the games...Homered in three straight games, September 4-6, matching career-best...A specially designed baseball emblazoned with the "Streak Week" logo was used in the games of September 5 & 6, marking the first time ever that a special ball was used to honor an individual...Honors that Ripken received after the 1995 season included: Associated Press and United Press International "Male Athlete of the Year"; Associated Press "Sports Moment of the Year"; *Sports Illustrated* and *The Sporting News* "Sportsman of the Year"; one of *People* magazine's "25 Most Intriguing People"; one of *Newsweek* magazine's "Newsmakers of '95" and the "Toast of the Town" by the New York Chapter of the Baseball Writers Association of America...It marked the first time that a non-New York athlete received the award...Won Espy Awards for "Male Athlete of the Year" and "Showstopper of the Year"...Cal led all AL shortstops with a .989 fielding percentage, 144 games played and 100 double plays turned...Scored two runs on the 4th of July to become the Orioles all-time leader in runs scored, tying and passing Brooks Robinson...On September 3 drew his 890th career base

ball, surpassing Boog Powell to become the Orioles all-time leader...On the year he left games early only eight times and just 66 times during the consecutive games played streak...On July 11 in Arlington, TX Cal extended his AL record for shortstops with his 13th All-Star appearance (all consecutive)...In the Mid-Summer Classic, Ripken was 2-for-3 with singles off Philadelphia's Tommy Greene and Montreal's Carlos Perez...After breaking Gehrig's record, Ripken went into an 0-15 slide...After the drought, batted .417 (15-36) in season's final nine games with nine runs scored, three doubles, two homers and 16 RBI.

1994: Played in every Orioles game for the 12th straight year...Enjoyed his finest season since his MVP year in 1991...Batted over .300 (.315) for the fourth time and drove in 75 runs, second on the club to Palmeiro's .319 average and 76 RBI...Led major league shortstops with a .985 fielding percentage...Led the AL with 46 multi-hit games, second in the majors to San Diego's Tony Gwynn (54)...Batted .364 (44-122) with runners in scoring position, eighth best in the league...Was one of five major leaguers to play in every game in '94, along with Frank Thomas, Mike Bordick, Paul Molitor and Jeff Conine...Only he, Conine and Molitor started every game...Batted .340 in April...It was his third best April average, surpassed by .352 in 1984 and .341 in 1987...Hit his 300th career home run on May 24 at Milwaukee...Led AL shortstops with 13 home runs, second in the majors to Montreal's Will Cordero (15)...Led major league shortstops with 75 RBI...Played in his 2000th consecutive game, August 1 at Minnesota.

1993: Led major league shortstops in homers for the ninth time in last 11 years and in RBI for the eighth time...Led AL shortstops in assists (495) for seventh time in his career, tying AL record...Led AL shortstops in total chances (738) for the 5th time...Led the majors in at bats (641) even though he received a career-high 19 intentional walks, sixth in the AL...Had slow start thru May 2 (.199, 37-186, 4 HR, 18 RBI in 47 games) but hit .281 (128-455) with 20 HR and 72 RBI in 115 games thereafter...Had twice as many homers as any other AL shortstop...Detroit's Travis Fryman (11) was closest...His 55 RBI were also closest to Ripken's 90...Won his 7th Silver Slugger Award.

1992: Went from career highs in homers, RBI and extra-base hits in '91 to career lows in those categories in '92...Failed to become only the sixth player in ML history to hit 20+ homers in each of his first 11 full ML seasons...Became the O's all-time right-handed home run leader when he hit two at Milwaukee June 23, nos. 268 and 269, topping Brooks Robinson's mark (268)...Following that game, went a career-high 73 games (291 at bats) without a home run, June 24-September 13...September 14, homered off KC's Rick Reed in a 2-1 O's win...Was named AL "Player of the Week", September 13-20 (12-for-24)...It was the seventh time he received the honor...July was his first homerless month since the first two months of his career (August-September of 1981)...Batted .178, his worst month since those same two months in 1981...Had a 16-game (.355, 22-62) and a 17-game (.414, 29-70) streak just four days apart starting May 20 thru June 29...1,000th career RBI came at Oakland on August 31 on a two-run single off Kelly Downs...On August 24, his 32nd birthday, signed five-year contract for \$30.5 million, extending through the '97 season...Made one error for every 62 chances...The rest of the AL handled 30 chances per error...Was second in the AL in successful total chances with 733, 3 behind California's Gary DiSarcina...A poll of Major League managers conducted at mid-season by Baseball America selected him as the best defensive shortstop.

1991: Became second player in major league history to win a league MVP, Major League Player of the Year (*The Sporting News*, *AP* and *Baseball Digest*), All-Star Game MVP, and a Gold Glove in the same season...The only other was Dodgers' shortstop Maury Wills in 1962...Finished third in the AL in homers (34), most by a shortstop in 22 years (Boston's Rico Petrocelli hit 40 in 1969)...Most homers by an Oriole since Ken Singleton hit 35 in '79...Became only the 10th player in AL history to hit more than 30 homers and strike out less than 50 times...The others: Don Mattingly (1985-86); Ted Williams (1941-46-47-49-57) Joe DiMaggio (1937-38-40-48-50); Lou Gehrig (1932-33-34-36-37); Earl Averill (1931-32-34); Hal Trosky (1934); Al Rosen (1953); Al Simmons (1929-30) and Ken Williams (1922)...Became first righthanded hitter in the AL to do it since Al Rosen in '53...Led the major leagues and tied a club mark with 85 extra-base hits...Led the major leagues with a then club record 368 total bases...Led majors with career-high 73 multi-hit games...2nd in the majors with 210 hits, one shy of his own club mark, set in 1983...Was also second in doubles with 46, one shy of his own club record, set in 1983...Was second in slugging percentage (.566, 47 points higher than his previous high, .519 in

1998
Orioles

1983)...Became one of only five in Orioles' history to hit .300, with 30+ homers and 100+ RBI joining Jim Gentile, Frank Robinson, Boog Powell, and Eddie Murray and later joined by Rafael Palmeiro in 1995...Led the league in batting for 47 of 48 days, June 4-July 21...Was AL "Player of the Month" in September (.349, HR-8, RBI-27)...Also shared AL "Player of the Week", September 23-30 with Rickey Henderson...Was the last player to bat in Memorial Stadium history when he bounced into a 5-4-3 double play off Detroit's Frank Tanana at 5:07 p.m. on October 6, 1991...Led AL shortstops in fielding percentage (.986) for the second straight year, in putouts (267) for the fourth time, in assists (52) for the sixth time, total chances (807) for the fourth time, and double plays (14) for the fifth time...Committed two errors May 24 vs. NY in one game for the first time since June 14, 1987.

1990: Created an all-time standard for consistency at shortstop by committing only three errors in 161 games (681 tc) for a percentage of .996...Also crafted streaks of 95 errorless games and 431 errorless chances, both all-time marks for a shortstop...Even though he hit for his lowest average for a full season in the AL, still led the O's in nine offensive categories...Played his 1300th consecutive game June 12 to move into second place on the all-time list ahead of Everett Scott (Yankees-Red Sox, '18-'25).

1989: Hit dramatic three-run homer off Boston's Roger Clemens Opening Day to key the O's 5-4 win...Led the club in hits (166), doubles (30) and RBI (93) and was second to Mickey Tettleton in homers (26 to 21)...Combined with Brother Bill for seven hits (Cal-3 and Bill-4) on August 2...The only brother combo to surpass that combined total was the Waners (Paul and Lloyd) who had three and five respectively for the Bucs on June 25, 1932...Went 40 games without a home run from April 10 (Frank Viola) until May 29 (Nolan Ryan)...That was the longest homerless streak of his career, until 1992.

1988: Shared Most Valuable Oriole honors with Eddie Murray for the second time...Ranked third in the league with a career-high 102 walks...Was 0-for-28 in April, the longest hitless streak of his career...Starting April 19, hit safely in 16 of the next 17 games, .527 (29-55), to raise average from .047 to .316 on May 4.

1987: Became the first Oriole other than Eddie Murray to lead the club in RBI during the '80s...Ken Singleton was the last in '79...Concluded consecutive Innings streak, which began in 1982.

1986: Led AL shortstops for fourth straight year in homers, RBI, runs and slugging (.461)...Was second in fielding percentage to Tony Fernandez at shortstop, .982 to .983...Led club in runs, hits, doubles, homers and total bases (289)...Was first other than Eddie Murray to lead club in homers (25) since Ken Singleton in '79...Murray had led six straight years.

1985: Was second in the AL to Rickey Henderson in runs scored (146 to 116), his third straight year with over 100 runs...Hit .321 (53-165) with men in scoring position...Was first or second on the club in 12 offensive categories.

1984: Batted over .300 for second straight year...Set AL record for assists by a shortstop (583)...Batted .311 (46-148) with runners in scoring position to lead club...Hit .355 (86-242) over 60 games from June 27 thru September 1...From September 1, 1983 thru May 9, 1984, hit .372 (96-258) with 16 homers and 41 RBI over 63 games.

1983: Was AL MVP and "The Sporting News" Player of the Year...Played every inning of every game for the first of four straight seasons...Shared Most Valuable Oriole laurels with Eddie Murray...Played on AL's first winning All-Star Team since 1971, and also played on the winning team in both the ALCS and World Series...Led majors in hits with a club record 211 and doubles (47), was second with 76 extra-base hits to the Expos' Andre Dawson (78) and was runner-up to major league leader Jim Rice (344) in total bases (343)...Led the AL with 121 runs, just one off Frank Robinson's club record set in '66...No Hall of Fame shortstop has ever had 211 hits in a season...Hughie Jennings and Dave Bancroft are the leaders, each with 209...During 44 games from August 13 thru September 25, a period in which the O's went 34-10 to win the Eastern Division Championship, hit .391 (75-192) with 14 doubles, nine homers, 30 RBI and 40 runs scored...Batted a combined .273 (9-33) in nine post-season games...Drove in O's only run in ninth inning of ALCS Game 1, won by Laila Mari Hoyt, 2-1...Made final putout of WS when he caught Garry Maddox's line drive in bottom of ninth, Game 5.

1982: Led all major league rookies in doubles, homers, RBI, total bases (284), games (160), and runs...Missed only three games all year, none after May 29th (his games streak began the following day)...Played 44 straight errorless games at third base from April 24 thru June 14...After a glittering Opening Day on which he went 3-for-5 with his first big league double, homer (off KC's Dennis Leonard) and RBI, he plunged into a 4-for-55 slide...Was batting only .117 (7-60) on May 1 after 18 games and his career big league average over

two seasons was at that point .121 (12-99) in 41 games...The next day, May 2, he picked up a pair of scratch hits and was beamed by fellow rookie Mike Moore...Missed only one game after the beaming, however, and batted .281 (151-538) from May 2 to the end of the season.

1981: Was recalled from AAA Rochester on August 8 after the major league player strike was settled...Made big league debut in the first game after the strike, vs. KC in Baltimore on August 10 as pinch runner after Ken Singleton led off the 12th with a double...Scored winning run in "sudden death" when, after an intentional walk to Eddie Murray, John Lowenstein singled off RHP Renie Martin to drive him in...His first hit was a single off Chicago's Dennis Lamp on August 16, also at Memorial Stadium...Played in 12 games at shortstop (9 starts) and six at third base...Despite his early recall from Rochester, was voted "Rookie of the Year" in the International League, and was named to the loop's All-Star team at third base...In survey of IL's managers and coaches, was picked as top major league prospect in the league (Von Hayes was 2nd)...Played in 85 games at third base for Red Wings and 35 at shortstop (primarily when Bob Bonner was injured).

MINOR LEAGUES: Played mostly shortstop in 1978 in Bluefield...Played in Florida Instructional League after both '78 and '79 seasons...Was Southern League's All-Star third baseman in '80 and tied for league lead in games...One of two Charlotte players that year to break club's home run record: Ripken had 25 and Drungo Hazewood had 28...Cal had homered only 8 times in his 2 previous pro seasons combined...He also led SL third basemen in fielding (.933, TC-415, E-28)...Helped Caguas win Puerto Rican title after the 1980 season (the first of his two seasons in Caribbean winter ball)...In 1979, he was picked as shortstop on Topps' Class A All-Star team, though he played more games at third (58) than at shortstop (52)...Led Florida State League in doubles that year...Was signed by the late Dick Bowie June 13, 1978 after the club drafted him June 4...Orioles Scouting Director Gary Nickels had scouted him at that time for the Chicago Cubs.

AMATEUR BACKGROUND: Pitched and played short at Aberdeen (MD) High and graduated from there in 1978...Was 7-2 with an 0.70 ERA as a senior with 100 strikeouts in 60 innings...He also won Harford County batting title (.492) and had 29 RBI in 20 games...Pitched a two-hitter and fanned 17 to win 1978 Maryland Class A Baseball championship game...Was voted American Amateur Baseball Congress (AABC) "Graduate of the Year" in '86...Also earned two letters in soccer...Was soccer team captain and both an All-County and All-Metro selection. Played Little League, Babe Ruth and Mickey Mantle League baseball...Led Putty Hill, MD team to Mickey Mantle World Series in Sherman, TX (lost in a best-of-3 competition).

IN THE COMMUNITY: Cal and his wife, Kelly, support the community in a variety of ways, including the establishment of The Kelly and Cal Ripken, Jr. Foundation, which primarily supports community adult and family literacy and youth recreational programs in the greater Baltimore area. He is also involved in the following programs: **The Baltimore Reads Ripken Learning Center:** Established in 1988, The Ripken Learning Center continues to serve 300 city adults a year, teaching them the fundamentals of reading, writing, math, computer training, etc...To date, the Ripkens have contributed or helped raise \$1,200,000 for the Baltimore Reads Ripken Learning Center...Two other programs that have spun off of the Learning Center include **Winterfest** (a sports memorabilia show, 1991) and the annual **Reading, Runs and Ripken** program (an annual fund-raising program for Baltimore Reads, Inc. in which individuals and businesses make pledges based on the number of RBI's Cal has during a season)...The Ripken Foundation also continues to host **Baltimore School for the Arts'** annual presentation of the Nutcracker ballet...**The Because We Care program,** continues to donate tickets to every Orioles home game, a program he and Eddie Murray initiated in the mid-1980's...A donation of \$50,000 to the John's Hopkins Children's Center towards the establishment of the **Sam Hulett Fund** in memory of the son of former Orioles infielder Tim Hulett...Cal has participated in **Pam Shriver's Tennis Challenge** in 1990, 1993, and 1995...The Challenge benefits the Baltimore Community Foundation.

PERSONAL/MISCELLANEOUS

Married to the former Kelly Geer (11/13/87)...Kelly, from Cockeysville, MD, is a graduate of Dulaney High School and the University of Maryland...Two children: Rachel Marie (11/22/89) and Ryan Calvin (7/26/93), born on an Orioles off day...This past off-season, Cal took part in the Orioles annual FanFest.

THE RIPKEN FAMILY: Cal played with his brother Bill at second base for 5-1/2 seasons (July 11, '87 thru '92), and Bill was with the Orioles in a utility role in 1996...Also played parts of 12 seasons with his father in an O's uniform as a coach and manager...All three were together in '87, when Cal Sr. became the first father ever to manage two sons simultaneously in major league baseball history (regular season)...In addition to younger brother Bill (30), Cal has another brother, Fred, and a sister, Ellen Leigh...Cal's mother is named Vi. **FATHER:** Cal Sr. spent 15 years on the O's coaching staff, 13-1/2 as 3rd base coach. He joined the staff in '76. Managed for 14+ seasons in professional baseball, all in the Orioles' organization. His 13+ years as a manager in the Birds' farm system ('61-'74) represent the longest tenure of any minor league skipper in Orioles' history. During that span Cal managed at all levels except rookie league. Earned the reputation as perhaps the best teacher of young players in Orioles history...Following the '86 season he replaced Earl Weaver to become only the seventh non-interim manager in the club's history. Was replaced by Frank Robinson on April 12, '88 after the O's lost the first six games of the season (a streak that went to 21 before it ended). His overall record as manager was 68-101, .402...Rip was a catcher in the O's organization, although he also played some third base and outfield and even pitched...He enjoyed his best year under Weaver at Fox Cities (Appleton, WI) in '60...He became a player-manager the following year...In 1996 he was inducted into the Orioles Hall of Fame.

Only 11 errors combined: In '90, Cal and Bill accounted for a total of only 11 errors, the fewest in major league history by a qualifying (each playing 2/3 of their club's games at their respective positions) keystone combination. Next lowest total is 13 in 1990 by Toronto's Tony Fernandez and Manny Lee...On June 15, 1989, vs. New York, the two Ripkens teamed up on a triple play against the Yankees, the first by the Orioles in more than 10 years.

Both homered: On September 15, 1990 at Toronto, Cal and Bill each homered...They matched the feat on May 28, 1996 at Seattle and Cal homered three times in that game...They were the first brothers to homer in the same game since Graig (NY) and Jim Nettles (Det) did it September 14, 1974.

ALL IN THE FAMILY MOST HOMERS EVER BY BROTHERS

1. Hank (755) and Tommy (13) AARON	768
2. Joe (361), Vince (125), and Dom (87) DIMAGGIO	573
3. Eddie (504) and Rich (4) MURRAY	508
4. Ken (282) and Clete (162) BOYER	444
Lee (354) and Carlos (90) MAY	444
6. Graig (390) and Jim (16) NETTLES	406
7. Cal (370) and Bill (20) RIPKEN	390
8. Dick (351), Hank (6), and Ron (1) ALLEN	358
9. Bob (288) and Roy (58) JOHNSON	346
10. George (317) and Ken (10) BRETT	327

BASEBALL'S IRON MAN TOP 10 CONSECUTIVE GAME STREAKS OF ALL-TIME:

1) 2,478 Cal RIPKEN, JR.	8) 1,103 Joe SEWELL
2) 2,130 Lou GEHRIG	7) 895 Stan MUSIAL
3) 1,307 Everett SCOTT	8) 829 Eddie YOST
4) 1,207 Steve GARVEY	9) 822 Gus SUHR
5) 1,117 Billy WILLIAMS	10) 798 Nellie FOX

CAL'S LINE DURING THE STREAK:

G	AVG	AB	R	H	2B	3B	HR	RBI	HP	BB	SO	TB
2,478	.277	9542	1430	2674	508	42	367	1433	53	1011	1079	4367

JUST ABOUT 50/50: Since Cal's streak began on May 30, 1982, the Orioles have a cumulative win-loss record of **1256-1221**, which is a winning percentage of 50.70%

530 to end of	1982: 72-45	1990: 76-85
	1983: 98-64	1991: 67-95
	1984: 85-77	1992: 89-73
	1985: 83-79	1993: 85-77
	1986: 73-89	1994: 63-49
	1987: 67-95	1995: 71-73
	1988: 54-107	1996: 88-74
	1989: 87-75	1997: 98-64

TOP CONSECUTIVE GAME STREAKS AMONG ACTIVE PLAYERS

1) Cal RIPKEN, Baltimore Orioles, 3B/SS	2,478
2) Craig BIGGIO, Houston Astros, 2B	381
3) Jeff BAGWELL, Houston Astros, 1B	352
4) Eric KARROS, Los Angeles Dodgers, 1B	267
5) Brian HUNTER, Detroit Tigers, CF	194

Source: Elias Sports Bureau

2131: PASSING A LEGEND Basic Facts & Figures About Lou Gehrig's and Cal Ripken's Streaks

• On August 17, 1933, New York Yankees first baseman Lou Gehrig played in his 1,308th straight game to surpass Everett Scott's major league record for consecutive games played. The Iron Horse went on to play in 2,130 straight games before the crippling effects of ALS (amyotrophic lateral sclerosis) ended his once-thought impossible streak. Just over two years later, ALS ended his life.

• Ripken's streak began on May 30, 1982 when manager Earl Weaver started Cal as the third baseman against Toronto at Memorial Stadium...The day before, Floyd Rayford started in Cal's place at third base in the second game of a DH.

• Gehrig holds the major league record for most home runs by a first baseman (493). Ripken holds the record for most home runs by a shortstop (353).

• Gehrig's longest streak at first base was 885 straight games. He played left field for one game in 1930 while Babe Ruth pitched, and he played right field for one game in 1931 while Ruth played first base.

• Gehrig played every inning of every game one time in his career (1931). Ripken holds what is believed to be the major league record with a streak of 8,243 straight innings, spanning 904 games from 1982 to 1987.

• Gehrig missed just two starts during his streak, both in the first year: 1925 (July 5, the 33rd game of the streak and July 19, the 48th game). Both times, Fred Merkle, renowned for a miscue with the Cubs two decades earlier, was the Yankees' starter at first base. Gehrig started the last 2082 games of his streak.

• Gehrig came out early 69 times during his streak. Ripken has exited early 103 times during his streak. Twice during his streak, Gehrig was ailing and listed as the shortstop in the lead-off position. Both times, he singled and was immediately replaced by a pinch runner.

• In the last 100 games of his streak, Gehrig batted .287 (106-369) with 67 runs, 15 doubles, four triples, 16 homers and 82 RBI. In his last 25 games, Gehrig batted .350 (36-103) with 23 runs, eight doubles, three triples, eight homers and 34 RBI.

GEHRIG'S LINE DURING HIS STREAK

(June 1, 1925 to April 30, 1939)

G	AVG	AB	R	H	2B	3B	HR	RBI	BB	SO	TB
2,130	.340	7938	1879	2700	529	162	492	1984	1503	779	5029

Source: Bob Davids, SABR

Selected Records of Lou Gehrig

- Most consecutive years scoring 100 runs (13, tied with Hank Aaron)
- First player in modern era to hit four homers in game (6/3/32, consecutive)
- Most career grand slams (23)
- Most consecutive years with 100 RBI's (13, tied with Jimmie Foxx)
- Most years with 150 RBI's (7)
- Most RBI's in season (184), AL record, 155 games in 1931
- Most years with 400 or more total bases (5)

EARLY EXITS: Has exited early 103 times during the streak:

1982...1 1989...4 1992...9 1995...8
1987...2 1990...11 1993...8 1996...15
1988...2 1991...15 1994...6 1997...22

Three times by Ejection: The earliest Cal has left were the two games from which he was ejected in the first inning: September 25, '87 by Tim Welke (vs. Yankees) and August 7, '89 by Drew Coble (vs. Minnesota)...In both cases he was thrown out after arguing a strike call...He was ejected a third time on July 20, '97 in the 2nd inning by Al Clark (vs. Chicago) also for arguing a third strike call.

LONGEST O'S STREAKS: The three longest Orioles streaks before Cal's were:

Brooks Robinson	463
Eddie Murray	444
Billy Gardner	361

EVERY GAME OF THE YEAR: Cal is one of five Orioles to have played every game in a season.

Cal Ripken	15 Times	'83 thru '97
Brooks Robinson	4 Times	'61, '62, '64, '68
Eddie Murray	4 Times	'78, '79, '84, '88
Billy Gardner	Once	'57
Bobby Grich	Once	'73

CONSECUTIVE INNINGS STREAK, '82-'87: His streak of 8,243 straight innings (spanning 904 games, '82-'87) is believed to be the longest of its kind in major league history. The post-season innings he played in '83, '86, and '87 are not included in these figures. Lou Gehrig, incidentally, played every inning of every game only one season ('31) during his streak.

The start: Cal's innings streak began June 5, '82; 6 days and five games after the start of his consecutive games string May 30.

The finish: The innings streak ended September 14, '87 in Toronto when Orioles manager Cal Ripken Sr. inserted Ron Washington at shortstop in the bottom of the eighth of an 18-3 Toronto walkover...That was the game in which the Blue Jays hit a major league record 10 home runs...Rip, whose innings streak covered some five seasons, was the first to have played every inning for at least two straight years since Rudy York with the Tigers in '40-'41...In addition to Cal & Freeman, only one other major leaguer has played every inning at least three years (not necessarily consecutive), Mickey Vernon in '42, '47, & '53...The only other Oriole to play every inning in one season was Eddie Murray in '84 (including 3 games as DH).

CLOSE CALLS

April 10, 1985...Game 444...Sprained left ankle at shortstop during a pickoff play in the third inning vs. Texas (did not come out of the game)...X-rays taken after the game at Greater Baltimore Medical Center were negative...Didn't play the next day in the club's exhibition game at the US Naval Academy, but was in the lineup the next night vs. Toronto.

September 11, 1992...Game 1713...Suffered a twisted right ankle running out a double against the Brewers (did not come out of the game), and as a precaution the Orioles recalled shortstop Manny Alexander from AAA Rochester...Cal didn't miss so much as an inning for another week.

June 6, 1993...Game 1790...Suffered a twisted right knee when his spikes caught in the infield grass during O's-Mariners melee...Though he didn't come out of the game, the knee was swollen and painful the next day...Still, he didn't even miss infield practice...He said later, "It was the closest I've come to not playing." (June 4), Jim Dwyer had pinch-hit for him in the ninth inning, also at Minnesota.

August 2, 1997...Game 2423...Considered leaving the game in the bottom of the 1st at Oakland with lower back pain when Athletics' Scott Brosius led off the inning with a single on a swinging bunt roller...He remained in the game and singled in his next at-bat and homered the next day as the back steadily improved.

THE RIPKEN MUSEUM

Located in City Hall in downtown Aberdeen, home of the Ripleys, the Ripken Museum is the official repository of Ripken family memorabilia. In addition to being open to the public, it hosts school tours during the winter months. The Ripken Museum officially opened December 6, 1996. It is located in the center of Aberdeen and is less than five minutes from Exit 85 of Interstate 95. For more information, call (410) 273-2525 or visit their site on the web at www.2131.com.

RIPKEN ON ALL-TIME LISTS

Games	At-Bats
21. George Brett 2707	11. Honus Wagner 10430
22. Graig Nettles 2700	12. George Brett 10349
23. Darrell Evans 2687	13. Paul Molitor 10333
24. Rabbit Maraville 2670	14. Lou Brock 10332
25. Joe Morgan 2649	15. Luis Aparicio 10230
26. Andre Dawson 2627	16. Tris Speaker 10195
27. Lou Brock 2616	17. Al Kaline 10116
28. Dwight Evans 2606	18. Rabbit Maraville 10078
29. Luis Aparicio 2599	19. Frank Robinson 10006
30. Willie McCovey 2588	20. Eddie Collins 9949
31. Ozzie Smith 2573	21. Andre Dawson 9827
32. Paul Waner 2549	22. Reggie Jackson 9864
33. CAL RIPKEN 2543	23. CAL RIPKEN 9832

Runs	Home Runs
45. Frankie Frisch 1532	26. Al Kaline 399
46. Dan Brouthers 1523	27. Dal Murphy 398
47. Tom Brown 1521	28. Graig Nettles 390
48. Sam Rice 1514	29. Johnny Bench 389
49. Eddie Mathews 1509	30. Mark McGwire 387
50. Al Simmons 1507	31. Dwight Evans 385
51. Mike Schmidt 1506	32. Frank Howard 382
52. Nap Lajoie 1504	Jim Rice 382
53. Harry Stovey 1492	34. Orlando Cepeda 379
54. Goose Goslin 1483	Tony Perez 379
55. Arlie Latham 1478	36. JOE CARTER 378
56. Tim Lincecum 1475	37. Norm Cash 377
57. Dwight Evans 1470	38. Barry Bonds 374
58. Herman Long 1455	Rocky Colavito 374
59. Jim O'Rourke 1446	40. Gil Hodges 370
60. CAL RIPKEN 1445	CAL RIPKEN 370

Doubles	Walks
15. Harry Heilmann 542	58. Bob Johnson 1075
16. Wade Boggs 541	59. Ozzie Smith 1072
17. Rogers Hornsby 541	60. Harland Clift 1070
18. Joe Medwick 540	Keith Hernandez 1070
Dave Winfield 540	62. Bill Dahlen 1064
20. Al Simmons 539	63. Joe Cronin 1059
21. Lou Gehrig 534	64. Ron Fairly 1052
22. Al Oliver 529	65. Paul Molitor 1049
23. Cap Anson 528	66. Billy Williams 1045
Frank Robinson 528	67. Norm Cash 1043
25. Dave Parker 526	Eddie Joost 1043
26. Ted Williams 525	69. Roy Thomas 1042
27. Willie Mays 523	70. Max Carey 1040
28. Ed Delahanty 522	71. Rogers Hornsby 1038
29. CAL RIPKEN 517	72. Jim Gilliam 1036
	73. Sal Bando 1031
	74. Jesse Burkett 1029
	75. Rod Carew 1018
	Enos Slaughter 1018
	76. CAL RIPKEN 1016

RBI	Extra Base Hits
29. Willie McCovey 1555	21. Ernie Banks 1009
30. Willie Stargell 1540	22. Al Simmons 995
31. Harry Heilmann 1539	23. Honus Wagner 993
32. Joe DiMaggio 1537	24. Al Kaline 972
33. Tris Speaker 1529	25. Tony Perez 963
34. Sam Crawford 1525	26. Robin Yount 960
35. Mickey Mantle 1509	27. Willie Stargell 953
36. Dave Parker 1493	28. Mickey Mantle 952
37. Billy Williams 1475	29. Billy Williams 948
38. Rusty Staub 1466	30. Dwight Evans 941
39. Ed Delahanty 1464	31. Dave Parker 940
40. Eddie Mathews 1453	32. Eddie Mathews 938
CAL RIPKEN 1453	33. CAL RIPKEN 930
42. Jim Rice 1451	34. Goose Goslin 921
43. George Davis 1437	35. Willie McCovey 920
44. Yogi Berra 1430	36. Paul Molitor 915
45. Charlie Gehringer 1427	
46. Joe Cronin 1424	
47. HAROLD BAINES 1423	
48. Jim Bottomley 1422	
49. Robin Yount 1406	
50. Ted Simmons 1389	
51. Dwight Evans 1384	
52. Joe Medwick 1383	
53. JOE CARTER 1382	

Hits
29. Zack Wheat 2884
30. Frankie Frisch 2880
31. Mel Ott 2876
32. Babe Ruth 2873
33. Jesse Burkett 2850
34. Brooks Robinson 2848
35. Charlie Gehringer 2839
36. George Sisler 2812
37. Wade Boggs 2800
38. Tony Gwynn 2780
39. Andre Dawson 2774
40. Vada Pinson 2757
41. Luke Appling 2749
42. Al Oliver 2743
43. Goose Goslin 2735
44. Tony Perez 2732
45. Lou Gehrig 2721
46. Rusty Staub 2716
47. Bill Buckner 2715
CAL RIPKEN 2715

STARTING LINEUPS

AUGUST 10, 1981

WHEN RIP MADE ML DEBUT

Orioles	Kansas City
1. Bumbry, cf	1. Wilson, lf
2. Dauer, 2b	2. McRae, dh
3. Singleton, rf	3. Brett, 3b
4. Murray, 1b	4. Aikens, 1b
5. Crowley, dh	5. Otis, cf
6. Roenicke, lf	6. Motley, rf
7. DeCinces, 3b	7. White, 2b
8. Dempsey, c	8. Wathan, c
9. Belanger, ss	9. Washington, ss
D. Martinez, rhp	D. Leonard, rhp

MAY 29, 1982

Last Game Ripken Did Not Start or Play

Orioles	Toronto
1. Bumbry, cf	1. Garcia, 2b
2. Dauer, 2b	2. G. Iorg, 3b
3. Dwyer, 1b	3. Velez, dh
4. Singleton, dh	4. Bonnell, cf
5. Lowenstein, lf	5. Barfield, rf
6. Ford, rf	6. A. Johnson, lf
7. Dempsey, c	7. Revering, 1b
8. Rayford, 3b	8. Whitt, c
9. Bonner, ss	9. Griffin, ss
S. McGregor, lhp	J. Clancy, rhp

MAY 30, 1982

The Beginning of Ripken's

Consecutive Games Streak

Orioles	Toronto
1. Bumbry, cf	1. Garcia, 2b
2. Dauer, 2b	2. Mulliniks, 3b
3. Lowenstein, lf	3. Upshaw, 1b
4. Singleton, dh	4. Revering, d
5. Crowley, 1b	5. Bonnell, lf
6. Ford, rf	6. Powell, rf
7. Dempsey, c	7. Whitt, c
8. Ripken, 3b	8. Moseby, cf
9. Sakata, ss	9. Griffin, ss
J. Palmer, rhp	J. Gott, rhp

SEPTEMBER 6, 1995

The Night Cal Broke Gehrig's Record

Orioles	Angels
1. Anderson, cf	1. Phillips, 3b
2. Alexander, 2b	2. Edmonds, cf
3. Palmeiro, 1b	3. Salmon, rf
4. Bonilla, rf	4. Davis, dh
5. Ripken, ss	5. Snow, 1b
6. Baines, dh	6. Anderson lf
7. Hoiles, c	7. Hudler, 2b
8. Huson, 3b	8. Fabregas, c
9. Smith, lf	9. Easley, ss
M. Mussina, rhp	S. Boskie, rhp

JUNE 14, 1996

The Night Cal Broke Sachio Kinugasa's World

Record of 2,215 Consecutive Games

Orioles	Royals
1. Anderson, cf	1. Damon, rf
2. Polonia, dh	2. Goodwin, cf
3. Alomar, 2b	3. Lockhart, 2b
4. Palmeiro, 1b	4. Paquette, lf
5. Bonilla, rf	5. Macfarlane, c
6. C. Ripken, ss	6. Hamelin, dh
7. Surhoff, 3b	7. Offerman, 3b
8. Devereaux, lf	8. Randa, 3b
9. Hoiles, c	9. Howard, ss
M. Mussina, rhp	M. Gubicza, rhp

JULY 15, 1996

The Night Cal Started at Third Base for the First

Time Since 6/30/82

Orioles	Blue Jays
1. Anderson, cf	1. Nixon, cf
2. B. Ripken, 2b	2. Perez, 2b
3. C. Ripken, 3b	3. Samuel, 1b
4. Palmeiro, 1b	4. Carter, dh
5. Bonilla, rf	5. Sprague, 3b
6. Surhoff, dh	6. Brumfield, rf
7. Smith, lf	7. O'Brien, c
8. Hoiles, c	8. Perez, lf
9. Alexander, ss	9. Gonzalez, ss
Krivos, lhp	Flener, rhp

YEAR	CLUB	AVG	G	AB	R	H	2B	3B	HR	RBI	BB	SO	SB	CS
1978	Bluefield-1	.264	63	239	27	63	7	1	0	24	24	46	1	1
1979	Miami	.303	105	393	51	119	28	1	5	54	31	64	4	3
	Charlotte	.180	17	61	6	11	0	1	3	8	3	13	1	0
1980	Charlotte	.276	144	522	91	144	28	5	25	78	77	81	4	2
1981	Rochester	.288	114	437	74	126	31	4	23	75	66	85	0	2
	BALTIMORE	.128	23	39	1	5	0	0	0	0	1	8	0	0
1982	BALTIMORE	.264	160	598	90	158	32	5	28	93	46	95	3	3
1983	BALTIMORE	.318	162	663	121	211	47	2	27	102	58	97	0	4
1984	BALTIMORE	.304	162	641	103	195	37	7	27	86	71	89	2	1
1985	BALTIMORE	.282	161	642	116	181	32	5	26	110	67	68	2	3
1986	BALTIMORE	.282	162	627	98	177	35	1	25	81	70	60	4	2
1987	BALTIMORE	.252	162	624	97	157	28	3	27	98	81	77	3	5
1988	BALTIMORE	.284	161	575	87	152	25	1	23	81	102	69	2	2
1989	BALTIMORE	.257	162	646	80	166	30	0	21	93	57	72	3	2
1990	BALTIMORE	.250	161	600	78	150	28	4	21	84	82	66	3	1
1991	BALTIMORE	.323	162	650	99	210	46	5	34	114	53	46	6	1
1992	BALTIMORE	.251	162	637	73	160	29	1	14	72	64	50	4	3
1993	BALTIMORE	.257	162	641	87	165	26	3	24	90	65	58	1	4
1994	BALTIMORE	.315	112	444	71	140	19	3	13	75	32	41	1	0
1995	BALTIMORE	.262	144	550	71	144	33	2	17	88	52	59	0	1
1996	BALTIMORE	.278	163	640	94	178	40	1	26	102	59	78	1	2
1997	BALTIMORE	.270	162	615	79	166	30	0	17	84	56	73	1	0
Minor Lg. Totals		.280	446	1652	249	463	94	12	56	239	201	289	10	8
BALTIMORE Totals		.276	2543	9832	1445	2715	517	43	370	1453	1016	1106	36	34
American League		.276	2543	9832	1445	2715	517	43	370	1453	1016	1106	36	34
National League		-	-	-	-	-	-	-	-	-	-	-	-	-
ML Totals		.276	2543	9832	1445	2715	517	43	370	1453	1016	1106	36	34

* Led league
+ Tied for league lead

DIVISION SERIES	AVG	G	AB	R	H	2B	3B	HR	RBI	BB	SO	SB	CS
1996 Bal vs Cle	.444	4	18	2	8	3	0	0	2	0	3	0	0
1997 Bal vs Sea	.438	4	16	1	7	2	0	0	1	2	2	0	0
Totals	.441	8	34	3	15	5	0	0	3	2	5	0	0

LCS	AVG	G	AB	R	H	2B	3B	HR	RBI	BB	SO	SB	CS
1983 Bal vs Chi	.400	4	15	5	6	2	0	0	1	2	3	0	0
1996 Bal vs NYY	.250	5	20	1	5	1	0	0	0	1	4	0	0
1997 Bal vs Cle	.348	6	23	3	8	2	0	1	3	4	6	0	0
Totals	.328	15	58	9	19	5	0	1	4	7	13	0	0

WORLD SERIES	AVG	G	AB	R	H	2B	3B	HR	RBI	BB	SO	SB	CS
1983 Bal vs Phi	.167	5	18	2	3	0	0	0	1	3	4	0	0
Totals	.167	5	18	2	3	0	0	0	1	3	4	0	0

ALL-STAR	AVG	G	AB	R	H	2B	3B	HR	RBI	BB	SO	SB	CS
1983 AL at Chi	.000	1	0	0	0	0	0	0	0	1	0	0	0
1984 AL at SF	.000	1	0	0	0	0	0	0	0	0	0	0	0
1985 AL at Min	.333	1	3	0	1	0	0	0	0	0	0	0	0
1986 AL at Hou	.000	1	4	0	0	0	0	0	0	0	0	0	0
1987 AL at Oak	.500	1	2	0	1	0	0	0	0	0	0	0	0
1988 AL at Cin	.000	1	3	0	0	0	0	0	0	1	0	0	0
1989 AL at Cal	.333	1	3	0	1	1	0	0	0	0	0	0	0
1990 AL at Chi	.000	1	2	0	0	0	0	0	0	0	0	0	0
1991 AL at Tor	.667	1	3	1	2	0	0	1	3	0	0	0	0
1992 AL at SD	.333	1	3	0	1	0	0	0	1	0	0	0	0
1993 AL at Bal	.000	1	3	0	0	0	0	0	0	0	1	0	0
1994 AL at Pit	.200	1	5	0	1	1	0	0	0	0	2	0	0
1995 AL at Tex	.667	1	3	0	2	0	0	0	0	0	0	0	0
1996 AL at Phi	.000	1	3	0	0	0	0	0	0	0	0	0	0
1997 AL at CLE	.500	1	2	0	1	0	0	0	0	0	0	0	0
Totals	.256	15	39	1	10	2	0	1	4	2	3	0	0

EUTAW STREET HOME RUNS

Of the 15 home runs hit onto the Eutaw Street promenade since Camden Yards opened in 1992, seven of them were hit during the '96 season.

Date	Player	Team	Pitcher	Team	Distance
Apr. 20, 1992	Mickey Tettleton	Det	Bob Milacki	Orioles	432
May 5, 1992	Kevin Reimer	Tex	Jose Mesa	Orioles	343
May 23, 1992	Lee Stevens	Cal	Rick Sutcliffe	Orioles	430
Apr. 24, 1994	Ken Griffey, Jr.	Sea	Brad Pennington	Orioles	424
June 8, 1995	Kevin Bass	Orioles	Solomon Torres	Sea	409
Apr. 3, 1996	Rafael Palmeiro	Orioles	Mark Gubicza	KC	412
Apr. 27, 1996	Brady Anderson	Orioles	Bobby Witt	Tex	380
Apr. 30, 1996	Paul O'Neill	NY	Arthur Rhodes	Orioles	431
July 7, 1996	Mo Vaughn	Bos	Scott Erickson	Orioles	419
July 26, 1996	Jim Thome	Cle	Mike Mussina	Orioles	440
Aug. 14, 1996	Eddie Murray	Orioles	Jeff D'Amico	Mil	384
Sept. 8, 1996	Bobby Bonilla	Orioles	Jose Lima	Det	405
Apr. 11, 1997	Rafael Palmeiro	Orioles	Eric Gunderson	Tex	411
Apr. 11, 1997	Rafael Palmeiro	Orioles	Eric Vosberg	Tex	408
June 17, 1997	Henry Rodriguez	Montreal	Scott Kamieniecki	Orioles	443

1998
Orioles

	1997 SEASON					LIFETIME				
	AVG	AB	H	HR	RBI	AVG	AB	H	HR	RBI
Total	.270	615	166	17	84	.276	9832	2715	370	1451
Home	.272	290	79	10	44	.265	4753	1261	183	724
Away	.268	325	87	7	40	.286	5079	1454	187	727
Ana	.333	39	13	3	13	.290	748	217	32	132
Bal	-	-	-	-	-	-	-	-	-	-
Bos	.261	46	12	1	6	.273	791	216	23	94
Cws	.233	43	10	0	3	.260	688	179	30	102
Cle	.135	37	5	1	4	.263	765	201	29	116
Det	.191	47	9	0	6	.282	784	221	33	122
KC	.378	45	17	1	5	.303	702	213	30	110
Mil	.194	36	7	0	3	.255	791	202	31	128
Min	.317	41	13	0	4	.308	701	216	24	112
NY	.217	46	10	2	4	.270	804	217	25	93
Oak	.359	39	14	2	7	.244	769	188	32	96
Sea	.293	41	12	0	5	.288	750	216	25	100
Tex	.250	48	12	4	11	.287	704	202	25	114
Tor	.213	47	10	0	2	.265	775	205	27	115
AL East	.220	186	41	3	18	.272	3154	859	109	424
AL Central	.257	202	52	2	19	.277	3647	1011	144	574
AL West	.305	167	51	9	36	.277	2971	823	114	444
PRE ASG	.296	341	101	11	57	.281	5203	1461	204	804
POST ASG	.237	274	65	6	27	.271	4629	1254	166	653
vs. Left	.260	181	47	5	22	.286	2839	812	117	391
vs. Right	.274	434	119	12	62	.272	6993	1903	253	1062
as DH	-	-	-	-	-	-	-	-	-	-
as PH	-	-	-	-	-	.000	4	0	0	0
April	.316	95	30	5	20	.283	1246	352	45	213
May	.250	104	26	4	20	.263	1633	430	69	243
June	.300	110	33	2	12	.299	1734	519	63	257
July	.241	112	27	1	10	.277	1676	464	66	256
August	.357	98	35	3	15	.273	1768	483	60	251
Sept/Oct	.156	96	15	2	7	.263	1775	467	67	233
Atl	.286	14	4	0	1	.286	14	4	0	1
Fla	.364	11	4	1	3	.364	11	4	1	3
Mon	.364	11	4	0	0	.364	11	4	0	0
NY	.250	12	3	1	2	.250	12	3	1	2
Phi	.583	12	7	1	5	.583	12	7	1	5
NL East	.367	60	22	3	11	.367	60	22	3	11

FIELDING						
3B	PCT	G	PO	A	E	DP
1981	.889	6	2	6	1	1
1982	.973	71	66	151	6	17
1996	1.000	6	5	16	0	1
1997	.949	162	98	314	22	25
Career	.958	245	171	487	29	44

SS	PCT	G	PO	A	E	DP
1981	.946	12	11	24	2	5
1982	.972	94	155	289	13	47
1983	.970	162	272	534	25	113
1984	.971	162	297	583	26	122
1985	.967	161	286	474	26	123
1986	.982	162	240	482	13	105
1987	.973	162	240	480	20	103
1988	.973	161	284	480	21	119
1989	.990	162	276	531	8	119
1990	.996	161	242	435	3	94
1991	.986	162	267	528	11	114
1992	.984	162	287	445	12	119
1993	.977	162	226	495	17	101
1994	.985	112	132	321	7	72
1995	.989	144	205	409	7	99
1996	.980	158	231	468	14	109
1997	1.000	3	2	0	0	0
Career	.979	2302	3653	6978	225	1564

LIFETIME BY BALLPARK

CAL RIPKEN	AVG	AB	H	HR	RBI
Anaheim Stadium	.281	381	107	14	58
Oriole Park at Camden Yards	.264	1698	449	54	251
Memorial Stadium	.266	3055	812	129	473
Fenway Park	.315	390	123	10	40
Comiskey Park	.219	146	32	3	16
Comiskey Park (Old)	.303	201	61	10	35
Jacobs Field	.271	85	23	1	9
Cleveland Stadium	.291	313	91	15	51
Tiger Stadium	.278	403	112	20	68
Ewing M. Kauffman Stadium	.278	370	103	12	45
County Stadium	.293	417	122	19	77
Hubert H. Humphrey Metrodome	.324	376	122	14	64
Yankee Stadium	.279	420	117	11	44
Oakland-Alameda County Coliseum	.232	418	97	15	42
The Kingdome	.330	385	127	15	61
The Ballpark in Arlington	.257	70	18	3	13
Arlington Stadium	.302	291	88	10	45
Skydome	.260	219	57	9	36
Exhibition Stadium	.272	169	46	5	21

NERIO RODRIGUEZ

RHP—#39

Born: March 22, 1973
 Opening Day Age: 25
 Height: 6'1" Weight: 195
 Bats: R Throws: R
 Birthplace/Residence: Born in San Pedro de Macoris, DR...Resides in Santo Domingo, DR
 Contract Status: Signed thru '98
 M.L. Service: 0 years, 70 days
 Acquired: December 28, 1994; selected by the Orioles in the AAA Rule V Draft from the Chicago White Sox



GAME HIGHS & STREAKS

LONGEST OUTING: 6.2 Innings; September 16, 1997 vs. Cleveland...STRIKEOUT HIGH: 6, September 16, 1997 vs. Cleveland...WALK HIGH: 2, 5 times, most recently September 23, 1997 at Toronto...HR ALLOWED: 2, most recently September 7, 1997 at New York (Yankees)...LOSING STREAK: 2 games, September 29, 1996-September 16, 1997

1997

- Spent the year at AAA Rochester where he led the Red Wings staff with 27 starts, 168.1 innings pitched and a league leading 160 strikeouts...The converted catchers excelled at the end of the year, going 7-2 with a 2.44 ERA over the last two months.
- Nerio was recalled by the Orioles on September 4...He appeared in six games for Baltimore, two as a starter...In his two starts he went 1-1 with a 3.75 ERA (12.0IP, 9H, 5ER).
- On September 20 at Camden Yards he pitched 3.1 innings of relief, allowing one run for his first major league win as the Orioles topped the Tigers, 12-8.
- On September 23 at Toronto, Nerio earned his 2nd big league win, beating Roger Clemens and the Blue Jays, 3-2...The win, coupled with a New York loss, reduced the Orioles magic number to one, and the next day they clinched the division (5.1IP, 2H, 2R/2ER, 2BB, 2K).

PRO CAREER

1996: Started the year at Class A Frederick...Made the jump to AAA and to the majors in his first full season as a pitcher...Had pitched only 10.0 innings prior to '96...Winner of the Palmer Prize, given annually to the Orioles top pitching prospect...Named the Orioles 2nd best prospect by *Baseball America*...Was 5th among all full season minor leaguers with his 2.21 ERA...Went 6.0 or more innings in 10 of his last 13 starts for the Keys...Called up to Baltimore on August 15...Made big league debut in the second game of a doubleheader August 16 at Oakland and pitched 1.2 innings in relief, allowing an earned run...Was optioned to AAA Rochester on August 29 and started twice for the Red Wings in the regular season, then went 0-2 in two starts during the I.L. playoffs...After seven relief appearances he made his first major league start on the final day of the season, September 29 at Toronto, the day after the O's clinched the Wild Card berth...Lost to Cy Young winner Pat Hentgen, who won his 20th game that day...Nerio pitched 6.0 innings and allowed just 1ER on 3H...In his last 12 starts of the year, nine for Frederick, one for Baltimore and two for Rochester, he averaged nearly 7.0 innings per outing...Following the season he pitched for Estrellas of the Dominican Winter League.

1995: Converted from catcher to pitcher in midseason...Caught 50 games and batted .236...Moved to bullpen and showed strong arm and good velocity...Pitched seven times, all in relief...Pitched for Estrellas in Dominican Winter League following the season.

1994: Began season on June 12, then played in only 24 games in Midwest and Carolina Leagues combined...Played in Florida Instructional League, then in the Dominican Winter League for Estrellas...Batted .167 (3-18) in 12 games.

1993: Cut down 20 of 103 basestealers (19.4 pct.) behind the plate.

1991-92: Spent 2 seasons in the Gulf Coast League...Threw out 39.2 pct. of runners (20 of 51) trying to steal against him in '92.

PERSONAL/MISCELLANEOUS

Single...Originally signed by Moncho Bernhardt of the White Sox...Played baseball and basketball in high school in the Dominican Republic...Julio Franco was his favorite player growing up...Once threw out 4 basestealers in a game...Enjoys fishing.

YEAR	CLUB	AVG	G	AB	R	H	2B	3B	HR	RBI	BB	SO	SB	CS
1991	GCL-CWS	.225	26	89	4	20	1	0	0	8	2	24	3	1
1992	GCL-CWS	.270	41	122	18	33	8	1	2	13	10	31	1	1
1993	Hickory	.206	82	262	31	54	9	2	4	32	27	70	4	1
1994	South Bend	.220	18	59	4	13	4	0	0	8	2	14	0	0
	Prince William-1	.211	6	19	2	4	1	1	0	1	1	9	0	0
1995	Bowie-2	.000	3	4	0	0	0	0	0	0	2	2	0	0
	High Desert	.236	58	144	20	34	7	0	4	12	18	50	5	3
Minor Lg. Totals		.226	234	699	79	158	30	4	10	74	62	200	13	10
BALTIMORE Totals		-	-	-	-	-	-	-	-	-	-	-	-	-
American League		-	-	-	-	-	-	-	-	-	-	-	-	-
National League		-	-	-	-	-	-	-	-	-	-	-	-	-
ML Totals		-	-	-	-	-	-	-	-	-	-	-	-	-

YEAR	CLUB	W	L	ERA	G	GS	CG	SHO	SV	IP	H	R	ER	HR	BB	SO
1995	High Desert-2	0	0	1.80	7	0	0	0	3	10.0	8	2	2	0	7	10
1996	Rochester	1	0	1.80	2	2	0	0	0	15.0	10	3	3	0	2	1
	Frederick	8	7	2.26	24	17	1	0	0	111.1	83	42	28	10	40	114
	BALTIMORE	0	1	4.32	8	1	0	0	0	16.2	18	11	8	2	7	12
1997	Rochester	11	10	3.90	27	27	1	1	0	168.1	124	82	73	23	62	191
	BALTIMORE	2	1	4.91	6	2	0	0	0	22.0	21	15	12	2	8	11
Minor Lg. Totals		20	17	3.13	60	46	2	1	5	304.2	225	129	106	33	111	290
BALTIMORE Totals		2	2	4.66	14	3	0	0	0	38.2	39	26	20	4	15	23
American League		2	2	4.66	14	3	0	0	0	38.2	39	26	20	4	15	23
National League		-	-	-	-	-	-	-	-	-	-	-	-	-	-	-
ML Totals		2	2	4.66	14	3	0	0	0	38.2	39	26	20	4	15	23

1-Selected by Rochester from Chicago White Sox in Rule 5 AAA draft 12/28/94

2-Converted from catcher to pitcher in midseason

	1997 SEASON													LIFETIME												
	ERA	W-L	SV	G	IP	H	ER	HR	ERA	W-L	SV	G	IP	H	ER	HR										
Total	4.91	2-1	0	6	22.0	21	12	2	4.66	2-2	0	14	38.2	39	20	4										
Home	4.15	1-1	0	3	13.0	13	6	0	4.91	1-1	0	6	18.1	20	10	1										
Away	6.00	1-0	0	3	9.0	8	6	2	4.43	1-1	0	8	20.1	19	10	3										
Ana	-	-	-	-	-	-	-	-	7.72	0-0	0	1	2.1	3	2	1										
Bal	-	-	-	-	-	-	-	-	-	-	-	-	-	-	-	-										
Bos	-	-	-	-	-	-	-	-	27.03	0-0	0	1	0.1	2	1	1										
Cws	-	-	-	-	-	-	-	-	-	-	-	-	-	-	-	-										
Cle	4.05	0-1	0	1	6.2	7	3	0	3.98	0-1	0	1	6.2	7	3	0										
Det	2.70	1-0	0	1	3.1	4	1	0	2.70	1-0	0	1	3.1	4	1	0										
KC	-	-	-	-	-	-	-	-	-	-	-	-	-	-	-	-										
Mil	13.51	0-0	0	1	0.2	2	1	0	11.58	0-0	0	1	0.2	2	1	0										
Min	-	-	-	-	-	-	-	-	-	-	-	-	-	-	-	-										
NY	7.50	0-0	0	2	8.0	6	5	2	7.36	0-0	0	3	7.1	9	6	2										
Oak	-	-	-	-	-	-	-	-	2.45	0-0	0	2	3.2	3	1	0										
Sea	-	-	-	-	-	-	-	-	6.75	0-0	0	1	2.2	4	2	0										
Tex	-	-	-	-	-	-	-	-	-	-	-	-	-	-	-	-										
Tor	3.38	1-0	0	1	5.1	2	2	0	2.29	1-1	0	3	11.2	5	3	0										
AL East	4.87	2-0	0	4	14.2	12	8	2	4.35	2-1	0	8	22.2	20	11	3										
AL Central	5.40	0-1	0	2	6.2	9	4	0	4.91	0-1	0	2	7.1	9	4	0										
AL West	-	-	-	-	-	-	-	-	5.13	0-0	0	4	8.2	10	5	1										
PRE ASG	-	-	-	-	-	-	-	-	-	-	-	-	-	-	-	-										
POST ASG	4.91	2-1	0	6	22.0	21	12	2	4.66	2-2	0	14	38.2	39	20	4										
April	-	-	-	-	-	-	-	-	-	-	-	-	-	-	-	-										
May	-	-	-	-	-	-	-	-	-	-	-	-	-	-	-	-										
June	-	-	-	-	-	-	-	-	-	-	-	-	-	-	-	-										
July	-	-	-	-	-	-	-	-	-	-	-	-	-	-	-	-										
August	-	-	-	-	-	-	-	-	5.13	0-0	0	4	8.2	10	5	1										
Sept/Oct	4.91	2-1	0	6	22.0	21	12	2	4.50	2-2	0	10	30.0	29	15	3										
Atl	-	-	-	-	-	-	-	-	-	-	-	-	-	-	-	-										
Fla	-	-	-	-	-	-	-	-	-	-	-	-	-	-	-	-										
Mon	-	-	-	-	-	-	-	-	-	-	-	-	-	-	-	-										
NY	-	-	-	-	-	-	-	-	-	-	-	-	-	-	-	-										
Phi	-	-	-	-	-	-	-	-	-	-	-	-	-	-	-	-										
NL East	-	-	-	-	-	-	-	-	-	-	-	-	-	-	-	-										

BATTING RECORD														
YEAR	AVG	AB	R	H	2B	3B	HR	RBI	BB	SO	SB	CS	AB	CS
1997 Totals	-	-	-	-	-	-	-	-	-	-	-	-	-	-
Career Totals	-	-	-	-	-	-	-	-	-	-	-	-	-	-
Post Season Totals	-	-	-	-	-	-	-	-	-	-	-	-	-	-

FIELDING						
P	PCT	G	PO	A	E	DP
1996	1.000	8	1	0	0	0
1997	1.000	6	0	5	0	0
Career	1.000	14	1	5	0	0

LIFETIME BY BALLPARK

NERIO RODRIGUEZ	ERA	W	L	S	G	IP	H	ER	HR
Oriole Park at Camden Yards	4.91	1	1	0	6	18.1	20	10	1
Fenway Park	27.03	0	0	0	1	0.1	2	1	1
County Stadium	13.51	0	0	0	1	0.2	2	1	0
Yankee Stadium	8.31	0	0	0	2	4.1	7	4	2
Oakland-Alameda County Coliseum	2.45	0	0	0	2	3.2	3	1	0
Skydome	2.38	1	1	0	2	11.1	5	3	0

MELVIN (MEL) GREGARIO ROSARIO CATCHER—#50: Spring Training Invitee

Born: May 25, 1973
Opening Day Age: 24
Height: 6'0" Weight: 200
Bats: S Throws: R
Birthplace/Residence: Born in Santo Domingo, DR...Resides in Miami, FL
Contract Status: Signed thru '98
M.L. Service: 0 years, 21 days
Acquired: April 23, 1996; from the San Diego Padres in exchange for OF Keith Eaddy



1997

- Melvin spent the season with the Orioles Class AA affiliate, the Bowie Baysox of the Eastern League...Played in the E.L. All-Star Game and was named "Star of Stars" in the game.
- With the Baysox, Rosario tossed out 36 of 89 (40.4%) baserunners attempting to steal...In addition, he picked off 19 baserunners.
- Had 2 HR and 5 RBI on April 5 vs. Akron...Had another 5 RBI game on July 21 vs. Binghamton...In each of those games he hit a grand slam...Caught 92 games for Bowie and was used as a DH.
- Was batting .299 on June 29, however, he batted just .225 (40-178) for the remainder of the season...On September 8 he was recalled by the Orioles.
- Made his big league debut on September 11 vs. New York...Appeared in four games for Baltimore, going 0-for-3.

PRO CAREER

1996: Jumped three levels in the minor leagues, from A to AA to AAA...Started the season at Rancho Cucamonga, the Padres California League entry...Was assigned to High Desert after being acquired by the Orioles...Was promoted to AA Bowie on June 19 after the Carolina League/California League All-Star Game and promoted a final time, to AAA Rochester, on August 24...At High Desert he compiled a 12-game hitting streak, May 3-15...During the streak he batted .451 (23-51) with 5 HR and 18 RBI...Named California League "Batter of the Week" during the streak...Chosen as the Orioles organizational "Player of the Month" for May...During the month he hit .347 (42-121) in 29 games...Was the Most Valuable Player in the Carolina League/California League All-Star Game when he smacked the game's only home run...After moving to AA he got off to an 0-for-27 start, then batted .252 (34-135) for the remainder of his time at Bowie...On the year he tossed out 36 of 107 (33.6%) baserunners attempting to steal...Caught of total of 78 games for the four clubs and compiled a .977 fielding percentage.

1995: Spent the season at South Bend of the Midwest League in the Chisox system...Played in a career-high 118 games and clubbed a career best 15 home runs...Following the season was selected by the Padres in the minor league Rule V Draft.

1994: Did not play due to injury.

1993: Split the season between Spokane of the Northwest League and Waterloo of the Midwest League in the White Sox system.

1992: Began his professional career at Spokane of the Northwest League...Smacked 10 homers in 66 games.

PERSONAL/MISCELLANEOUS

Single...Two children: Michelle (11/6/90) and Melvin (3/4/92)...Graduate of Sonador Bonao High School in the Dominican...Attended Utesa-Santo Domingo College where he studied medicine...Hobbies include playing basketball and reading.

YEAR	CLUB	AVG	G	AB	R	H	2B	3B	HR	RBI	BB	SO	SB	CS
1992	Spokane-1	.228	66	237	38	54	13	1	10	40	20	62	5	3
1993	Waterloo	.210	32	105	15	22	6	2	5	15	7	37	5	2
	Spokane	.229	41	140	17	32	5	0	4	19	8	36	2	1
1994														
1995	South Bend-2	.273	118	450	58	123	30	6	15	57	30	109	1	8
1996	Rancho Cucu-3	.273	10	33	7	9	3	0	3	10	3	8	1	0
	High Desert-4	.319	42	163	35	52	9	1	10	34	21	45	4	0
	Bowie	.210	47	162	14	34	10	0	2	17	6	43	3	2
	Rochester	.000	3	2	0	0	0	0	0	0	0	1	0	0
1997	Bowie	.263	123	430	68	113	26	1	12	60	27	106	4	7
	BALTIMORE	.000	4	3	0	0	0	0	0	0	0	1	0	0
	Minor Lg. Totals	.255	482	1722	252	439	102	17	61	252	122	447	25	32
	BALTIMORE Totals	.000	4	3	0	0	0	0	0	0	0	1	0	0
	American League	.000	4	3	0	0	0	0	0	0	0	1	0	0
	National League	-	-	-	-	-	-	-	-	-	-	-	-	-
	ML Totals	.000	4	3	0	0	0	0	0	0	0	1	0	0

1-Signed by San Diego as a non-drafted free agent 4/6/91
2-Signed by White Sox as a free agent 1/10/95
3-Selected by San Diego in Rule V draft 12/5/95
4-Acquired in exchange for OF Keith Eaddy from San Diego Padres on 4/23/96

	AVG	AB	1997 SEASON				AVG	LIFETIME			
			H	HR	RBI			AB	H	HR	RBI
Total	.000	3	0	0	0	.000	3	0	0	0	0
Home	.000	2	0	0	0	.000	2	0	0	0	0
Away	.000	1	0	0	0	.000	1	0	0	0	0
Ana	-	-	-	-	-	-	-	-	-	-	-
Bal	-	-	-	-	-	-	-	-	-	-	-
Bos	-	-	-	-	-	-	-	-	-	-	-
Cws	-	-	-	-	-	-	-	-	-	-	-
Cle	-	-	-	-	-	-	-	-	-	-	-
Det	.000	1	0	0	0	.000	1	0	0	0	0
KC	-	-	-	-	-	-	-	-	-	-	-
Mil	.000	1	0	0	0	.000	1	0	0	0	0
Min	-	-	-	-	-	-	-	-	-	-	-
NYN	.000	1	0	0	0	.000	1	0	0	0	0
Oak	-	-	-	-	-	-	-	-	-	-	-
Sea	-	-	-	-	-	-	-	-	-	-	-
Tex	-	-	-	-	-	-	-	-	-	-	-
Tor	-	-	-	-	-	-	-	-	-	-	-
AL East	.000	2	0	0	0	.000	2	0	0	0	0
AL Central	.000	1	0	0	0	.000	1	0	0	0	0
AL West	-	-	-	-	-	-	-	-	-	-	-
PRE ASG	-	-	-	-	-	-	-	-	-	-	-
POST ASG	.000	3	0	0	0	.000	3	0	0	0	0
vs. Left	-	-	-	-	-	-	-	-	-	-	-
vs. Right	.000	3	0	0	0	.000	3	0	0	0	0
as DH	-	-	-	-	-	-	-	-	-	-	-
as PH	-	-	-	-	-	-	-	-	-	-	-
April	-	-	-	-	-	-	-	-	-	-	-
May	-	-	-	-	-	-	-	-	-	-	-
June	-	-	-	-	-	-	-	-	-	-	-
July	-	-	-	-	-	-	-	-	-	-	-
August	-	-	-	-	-	-	-	-	-	-	-
Sept/Oct	.000	3	0	0	0	.000	3	0	0	0	0
All	-	-	-	-	-	-	-	-	-	-	-
Fla	-	-	-	-	-	-	-	-	-	-	-
Mon	-	-	-	-	-	-	-	-	-	-	-
NY	-	-	-	-	-	-	-	-	-	-	-
Phi	-	-	-	-	-	-	-	-	-	-	-
NL East	-	-	-	-	-	-	-	-	-	-	-

FIELDING					
CA	PCT	G	PO	A	E DP
1997	.875	4	7	0	1 0
Career	.875	4	7	0	1 0

LIFETIME BY BALLPARK
MELVIN ROSARIO
Oriole Park at Camden Yards
County Stadium

AVG	AB	H	HR	RBI
.000	2	0	0	0
.000	1	0	0	0

FRANCISCO ANTONIO SANEAX RHP—#65: Spring Training Invitee

Born: February 16, 1974
Opening Day Age: 24
Height: 6'4" Weight: 180
Bats: R Throws: R
Birthplace/Residence: Born in El Sabo, DR...
Resides in Santo Domingo, DR
Contract Status: Signed thru '98
M.L. Service: None
Acquired: January 3, 1991; signed by the Orioles as a free agent (Carlos Bernhardt)



1997

- Started the year at Class A Frederick...Appeared in 32 games for the Keys, five as a starter...On August 3 he struck out eight batters in 4.2 relief innings.
- All five of his starts for Frederick came in August...On August 29 he recorded nine strikeouts in a 5.0 inning starting assignment...Went 0-3 in five Frederick starts despite allowing just 19 hits in 22.0 innings, including 24 strikeouts.
- Promoted to AA Bowie on June 2...Walked 32 batters in 13.2 innings...Set Baysox club record when he issued nine walks on June 13 vs. Akron...In that 3.0 inning stint he did not allow a hit and was charged with just one run.
- Was charged with three wild pitches in 1/3 of an inning, June 11 vs. New Britain...On June 26 he returned to Frederick where he completed the season.

PRO CAREER

- 1996:** Began the year at extended spring training before being assigned to Class A Frederick in mid-April... Did not fare well in two outings for the Keys and returned to extended spring...On May 22 he went to Class A High Desert in the California League...Pitched 6.0 or more innings eight times in 19 starts for the Mavericks...Struck out 101 batters in 102.0 innings and his 8.94 K per 9IP was 5th in the league...His 97 walks were 10th among all minor league pitchers and his 91 walks at High Desert was 3rd in the C.L...Unleashed 17 wild pitches at High Desert...In his final start, August 31 vs. Visalia, he recorded 11 strikeouts...Saneaux held runners in check as nearly 40% (31SB, 19CS) of baserunners attempting to steal were thrown out...In Baseball America's annual "Tools of the Trade" poll, he was credited with having the "Best Breaking Pitch" in the California League...Following the season he pitched for Estrellas in the Dominican Winter League.
- 1995:** Was selected by Texas in the '94 Rule V Draft and was returned to the O's on April 17 of '95... Winless in full season at High Desert...Started 11 games and relieved in 12...Gave up more hits (56) and walks (72) than innings pitched (53)...Allowed 4 runs, 4 hits and 4 walks in 3.2 IP in his 1st start, May 6 at Bakersfield (co-op)...Walked 55 batters in 35.2 IP through July 8...Issued 17 walks in 17.1 IP the rest of the season...Lost 4 consecutive starts between May 29 and Aug. 1, spending part of that time in the bullpen.
- 1994:** Made 21 starts for Class A Albany... Led South Atlantic League with 91 walks and tied for fifth with 12 losses.
- 1993:** Began the season with San Pedro de Macoris in the Dominican Summer League...Transferred to Bluefield on July 30...Yielded 6 hits in 7 innings, allowing 1 run and striking out 7 in his Bluefield debut to beat Martinsville on Aug. 3...Pitched 6 shutout innings of 2-hit ball Aug. 24 at Johnson City but did not get the decision.
- 1992:** With Bluefield (rookie) picked up his 1st win on June 28, working 2 shutout innings of relief vs. Princeton.
- 1991:** Made 6 starts and 6 relief appearances for Gulf Coast (rookie)...Picked up his lone win on July 6 vs. GCL Blue Jays.

PERSONAL/MISCELLANEOUS

Single...Pitched four years at Augusto Vera High School in El Seibo, DR...Played Little League ball as a youngster...Hobbies include dancing.

1998
Orioles

YEAR	CLUB	W	L	ERA	G	GS	CG	SHO	SV	IP	H	R	ER	HR	BB	SO
1991	Gulf Coast-1	1	4	3.95	12	6	0	0	1	41.0	42	31	18	1	22	27
1992	Bluefield	2	0	6.75	4	1	0	0	0	8.0	7	6	6	0	7	7
1993	Bluefield	2	1	3.62	6	6	0	0	0	32.1	30	14	13	3	14	20
1994	Albany	4	12	6.54	26	21	1	0	0	106.0	97	77	82	8	72	64
1995	High Desert-2,3	0	8	10.59	23	11	0	0	1	52.2	56	77	62	8	21	10
1996	Frederick	0	0	37.13	2	1	0	0	0	2.2	9	11	11	3	6	3
1996	High Desert	4	5	5.56	20	19	0	0	0	102.0	98	63	13	13	91	101
1997	Frederick	2	6	4.50	32	5	0	0	0	74.0	56	48	37	8	84	89
1997	Bowie	0	0	8.56	8	0	0	0	0	13.2	8	14	13	1	32	13
Minor Lg. Totals		15	36	5.20	133	70	1	0	2	432.1	403	357	250	45	419	432
BALTIMORE Totals		-	-	-	-	-	-	-	-	-	-	-	-	-	-	-
American League		-	-	-	-	-	-	-	-	-	-	-	-	-	-	-
National League		-	-	-	-	-	-	-	-	-	-	-	-	-	-	-
ML Totals		-	-	-	-	-	-	-	-	-	-	-	-	-	-	-

1-Signed by Orioles as a non-drafted free agent 1/3/91
2-Selected by Texas in Rule V draft 12/5/95
3-Returned to Orioles 4/17/95

JAMES MITCHELL (MITCH) SIMONS INFIELDER—#72: Spring Training Invitee

Born: December 13, 1968
Opening Day Age: 29
Height: 5'9" **Weight:** 172
Bats: R **Throws:** R
Birthplace/Residence: Born and still resides in Midwest, OK
Contract Status: Signed thru '98
M.L. Service: None
Acquired: January 3, 1998; Signed by the Orioles as a free agent



1997

- Spent the season at AAA Salt Lake of the Pacific Coast League in the Minnesota Twins organization...It was his third straight season with Salt Lake.
- Played primarily second base with the Buzz (75G) but also logged time at shortstop (13G), in the outfield (7G) and as the designated hitter (21G).
- Was decidedly better in Salt Lake, batting .351 (84-239) in 60 games at home, including 122 total bases...On the road he hit .242 (54-223) in 54 games with 85 total bases.
- On the year he stole 26 bases in 31 attempts...In seven minor league seasons, Mitch has 197 thefts while being caught just 66 times for an average of 28 steals in 37 attempts per year.
- Committed seven errors during the season but just two in 238 total chances over the final three months of the season.
- Got off to a fast start, batting .323 (32-99) in April with 8 2B, 2 3B and 8 RBI...Batted just .266 in May but scored 24 runs during the month and three of his five home runs came in the season's second month...Rebounded in June to hit at a .329 clip (23-70).

PRO CAREER

1996: Was 16-40 (.400), May 15-24...Had season-high 7-game hit streak, going 12-32 (.375), June 14-20...Homered in consecutive games, July 20-21 and July 25-26...Tied season-high with 4 hits and had season-high 4 RBI, August 29 at Edmonton...Batted .321 with 52 RBI with runners in scoring position...Played 101 games at shortstop and 19 at second base...Tied for second among Twins' minor leaguers in stolen bases and triples, was third in at-bats, fifth in fewest strikeouts and tied for sixth in hit by pitch...Was third in league in stolen bases and fourth in at-bats...Led league shortstops in fielding percentage (.970).

1995: Had 12-game hitting streak, going 18-45 (.400), May 9-25...Led Pacific Coast League in batting in June, going 35-93 (.376)...Twins' Minor League "Player of the Week", going 12-29 (.414), July 21-27...Had 5-hit game, July 29 at Calgary...Was 18-83 (.217) in first 25 games and 138-397 (.348) in last 105 games...2nd in league in stolen bases, T3rd in at-bats, was 4th in hits, T4th in doubles, T5th in games and was 6th in batting...5th among minor league second basemen in batting.

1994: Released by Montreal, March 31...Signed as free agent on April 26...Batted .406 (28-69) in July...Topps' Southern League "Player of the Month" in

July...Disabled with sprained right thumb, August 2-11...3rd in organization in stolen bases and 6th in batting...T7th in batting among minor league second basemen...Hit .389 with runners in scoring position and .392 with runners in scoring position and 2 outs...T2nd in league in batting, was 3rd in plate appearances/strikeout (11.68), 4th in on-base percentage (.383), 5th in stolen base percentage (.769) and T5th in stolen bases.

1993: Started season at West Palm Beach...Sent to Harrisburg, May 29...Returned to West Palm Beach on June 26...Disabled with sprained ankle, July 13-29...Sent to Harrisburg on August 5.

1992: Batted .429 (16-35) with 9 RBI in 10 games June 14-29...4th in South Atlantic League in plate appearances/strikeout (11.91)...Led Albany in sacrifice flies (10) and was 2nd in stolen bases...6th in Expos' organization in batting.

1991: Led Jamestown in stolen bases despite being promoted to West Palm on August 6...Disabled with fractured left ankle on August 26-September 20.

PERSONAL/MISCELLANEOUS

Married to the former Kandy Ferguson...1987 graduate of Midwest City High School where he earned All-State honors in baseball and football...Oklahoma baseball Player of the Year his senior season...Attended Oklahoma State University...Played in College World Series with Cowboys...Originally signed by the Expos' Jim Fleming.

YEAR	CLUB	AVG	G	AB	R	H	2B	3B	HR	RBI	BB	SO	SB	CS
1991	Jamestown-1	.307	41	153	38	47	12	0	1	16	39	20	23	5
	West Palm Beach	.180	15	50	3	9	2	1	0	4	5	8	1	0
1992	Albany	.283	130	481	57	136	26	5	1	61	60	47	34	12
1993	West Palm Beach	.256	45	156	24	40	4	1	1	13	19	9	14	8
	Harrisburg	.234	29	77	5	18	1	0	0	5	7	14	2	0
1994	Nashville-2	.317	102	391	46	124	26	0	3	48	39	38	30	9
1995	Salt Lake	.325	130	480	87	156	34	4	3	46	47	45	32	16
1996	Salt Lake	.264	129	512	76	135	27	8	5	59	43	59	35	11
1997	Salt Lake	.299	115	462	87	138	34	10	5	59	47	48	26	5
Minor Lg. Totals		.291	736	2762	423	803	166	30	19	311	306	288	197	66
BALTIMORE Totals		-	-	-	-	-	-	-	-	-	-	-	-	-
American League		-	-	-	-	-	-	-	-	-	-	-	-	-
National League		-	-	-	-	-	-	-	-	-	-	-	-	-
ML Totals		-	-	-	-	-	-	-	-	-	-	-	-	-

1-Selected by Montreal in 24th round pick of June 1991 free agent draft
2-Signed by Minnesota Twins as free agent on April 26, 1994

EVERETT STULL RHP—#73

Born: August 24, 1971
Opening Day Age: 26
Height: 6'3" **Weight:** 200
Bats: R **Throws:** R
Birthplace/Residence: Born in Fort Riley, KS
...Resides in Stone Mountain, GA
Contract Status: Signed thru '98
M.L. Service: 0 years, 8 days
Acquired: October 31, 1997 from Montreal
Expos to complete the trade for RHP Mike Johnson



1997

- Started the season at the major league level with the Expos...Made three relief appearances and allowed 6ER in 3.1 innings...Was optioned to AAA Ottawa, where he spent the rest of the season, on April 18 when Montreal claimed pitcher Salomon Torres.
- Got off to a strong start, going 2-0 in three April starts with a 3.50 ERA (18IP, 10H, 7ER)...In May and June he struggled, going 1-7 in 12 starts with a 8.35 ERA (69IP, 89H, 64ER).
- Settled down in July, going 2-2 with a 4.86 ERA, including 33 strikeouts in 33.1 innings...Finished the year by going 3-1 in August with a 3.23 ERA (39IP, 32H, 14ER).
- Made five starts on the year against the Pawtucket Red Sox and went 2-1 with a 1.87 ERA (33.2IP, 21H, 7ER, 20BB, 29K).
- Came to spring training with a sore left knee and on February 18 underwent surgery to repair a torn medial meniscus.

PRO CAREER

1996: Stull struck out 81 batters in 80 innings in the Eastern League and 69K's in 69.2IP in the International League...Started the season at Harrisburg (AA) where he went 6-3, 3.15 ERA...Tossed two 12 strikeout games, May 13 vs. Bosie and May 25 vs. Canton...Called up to Ottawa (AAA) on June 20...Struggled with the Lynx early on, losing four decisions in first six starts from June 25-July 24...Went 2-2 in his last seven starts of the season...Hurled at least 7.0 innings in five of his last seven starts...Struck out nine on August 19 vs. Richmond...Pitched for Estrellas in the Dominican Winter League following the season.

1995: Allowed 19 hits, 21 runs and nine walks in his first 10 innings with Harrisburg (AA)...Struggle continued as he lost five straight starts from May 6-27, allowing 32 runs on 23 hits in 13 innings of work...Was 0-4 with a 6.31 ERA in six starts from June 29-July 29...Struck out 14 at Norwich on August 3, winning only his second game of the season...Struck out 42 batters in 34.2IP during the streak...Finished the AA season with a 3-12 record and a 5.54 ERA...Ranked 5th in the Eastern League with 132 strikeouts, averaging 9.32 per 9IP (2nd in EL to Paul Wilson at 9.50)...tied for league lead with 12 losses and third with 79 walks...Was ranked fifth best prospect in organization by *Baseball America*...Was 2-0 with a 1.93 ERA in seven starts with Mesa in the Arizona Fall League.

1994: Was 1-7 through June 13 and finished the year 10-10...Struck out 165 batters, second in the Florida State League...Had the league's highest strikeout ratio of 10.1 per nine innings pitched...He held opponents to a .220 average, third lowest in the league...Fifth highest FSL walk total (78)...Struggled at the start of the season with four straight losses and a 4.97 ERA...After May 10 was 10-6 with a 2.90 ERA...From July 14 on, was 7-2 with a 1.58 ERA and 74K's in 62.2IP...Recorded five straight wins from July 14 through August 10...Tossed a 1-hitter on June 18, shortened to five innings by rain...A 2-hitter on August 10 and a 3-hitter on August 22...Struck out 12 batters at Lakeland on July 14, allowing just one hit over eight innings...Played for the Hunter Eagles of Newcastle in the Australian League following the regular season...Set a league record with 15 strikeouts vs. the Brisbane Bandits...Selected fifth best prospect in the Florida State League by *Baseball America*.

1993: Ranked second among Expos starting pitchers in strikeouts per nine innings pitched (9.32)...Ranked third among organization starters in opponents batting average (.226).

1992: Named the hardest thrower among the Expos' 1992 draftees by *Baseball America*...Began his pro career at Jamestown (A)...Led the New York Penn League with 61 walks...Participated in the Florida Instructional League.

PERSONAL/MISCELLANEOUS

Single...1989 graduate of Redan High School, Stone Mountain, GA...Played football and baseball...Attended Tennessee State University...Nickname is E.J....Hobbies include reading and sports.

YEAR	CLUB	W	L	ERA	G	GS	CG	SHO	SV	IP	H	R	ER	HR	BB	SO
1992	Jamestown-1	3	5	5.40	14	14	0	0	0	63.1	52	49	38	2	61	64
1993	Burlington	4	9	3.83	15	15	1	0	0	82.1	68	44	35	8	59	85
1994	West Palm Beach	10	10	3.31	27	26	3	1	0	147.0	116	60	54	3	78	165
1995	Harrisburg	3	12	5.54	24	24	0	0	0	126.2	114	88	78	12	79	132
1996	Ottawa	2	6	6.33	13	13	1	0	0	69.2	87	57	49	7	39	66
	Harrisburg	6	3	3.15	14	14	0	0	0	80.0	64	31	28	8	52	81
1997	Ottawa	8	10	5.82	27	27	1	0	0	159.1	166	110	103	25	86	130
Minor Lg. Totals		36	55	4.76	134	133	6	1	0	728.1	667	439	385	65	454	728
BALTIMORE Totals		-	-	-	-	-	-	-	-	-	-	-	-	-	-	-
American League		-	-	-	-	-	-	-	-	-	-	-	-	-	-	-
National League		-	-	-	-	-	-	-	-	-	-	-	-	-	-	-
ML Totals		-	-	-	-	-	-	-	-	-	-	-	-	-	-	-

1-Selected by the Expos in the 3rd round of the June 1992 draft

WILLIAM JAMES (B.J.) SURHOFF OUTFIELDER—#17

Born: August 4, 1964
Opening Day Age: 33
Height: 6'1" Weight: 200
Bats: L Throws: R
Birthplace/Residence: Born in Bronx, NY...Resides in Cockeysville, MD
Contract Status: Signed thru '98
M.L. Service: 11 years, 0 days
Acquired: December 20, 1995: Signed by the Orioles as a free agent to a three-year contract



GAME HIGHS, STREAKS & SLAMS

RUNS: 4, twice, August 28, 1992 vs Toronto and July 8, 1990 vs California...**HITS:** 4, 20 times, most recently August 6, 1997 at Seattle...**DOUBLES:** 3, August 15, 1993 vs New York...**TRIPLES:** 1, 33 times, most recently August 18, 1997 vs. Anaheim...**HR:** 2, three times, most recently August 6, 1996 at Milwaukee...**RBI:** 6, three times, most recently August 16, 1997 vs. Anaheim...**WALKS:** 3, twice, June 26, 1994 vs Boston and August 28, 1992 vs Toronto...**SB:** 2, five times, most recently May 12, 1993 at New York...**HITTING STREAK:** 15 games, May 26-June 10, 1993...**GRAND SLAMS:** 4, April 8, 1992 vs Minnesota off Rick Aguilera; April 26, 1989 vs Minnesota off Gary Wayne; May 14, 1986 at Oakland off Carlos Reyes; June 6, 1996 vs. Detroit off Felipe Lira

1997

- Was 10-for-17 (.588) with 20 RBI with the bases loaded...In his career, Surhoff is 52-for-116 (.448) with 134 RBI with the bases full.
- Average did not fall below .281 after April 29...Average was at a season-high .358 (39-109) following the game on May 14...Surhoff led the Orioles with 14 intentional walks, T4th most in the league and his 10 sacrifice flies were T7th most in the loop with Ripken.
- Collected 3/4 of the cycle three times on the year, most recently on August 18 vs. Anaheim when he had a single, double and triple.
- Led the team with 11 outfield assists, T6th most in the American League...His .992 (257/259) fielding percentage was tied with Wil Cordero of Boston for the best among A.L. left fielders.
- Compiled a 14-game hitting streak, April 14 through May 6...Over that stretch he batted .434 (23-53)...Compiled three 4-hit games on the year with the last coming on August 6 at Seattle.
- Pinch-hit and entered the game at third base on September 1...It was the last of three appearances at third base for B.J. on the year.

PRO CAREER

1996: Established career-highs in HR (21), runs (74), hits (157), triples (6) and RBI (82)...Started his final 21 games of the year in left field after playing strictly third base and designated hitter prior to that...On August 18 at Oakland he became the 6th Oriole to reach 20 HR in 1996, tying the major league record...Bonilla's 20th on August 29 set the new major league mark...In the May 3 game vs Milwaukee he hit two homers as did Anderson, marking the first time the Orioles had two players homer twice in a game since Devereaux and Milligan on August 26, 1992...Was on the disabled list from May 21-June 1 with a sprained left ankle...Suffered the sprain when he was hit in the face by a Joey Cora throw on May 17 vs. Seattle and stumbled over the first base bag...Had a season-high 5 RBI on June 6 vs. the Tigers, including his 2nd grand slam of the season and 4th of his career.

1995: Established then career-highs in batting (.320), runs scored (72) and home runs (13)...Led the Brewers in batting, runs scored and RBI (73)...On July 24 at Seattle he picked up his 1,000th career hit, a ground rule double off Chris Bosio...On May 17 vs Boston he played in his 1,000th game as a member of the Brewers, becoming just the 9th player ever to do so...Was versatile for the Brewers, playing six positions during the season: first base, catcher, designated hitter, right field, center field and left field...Had a team-high eight outfield assists...Was two-time A.L. "Player of the Week"...Batted .367 (47-128) against left-handed pitchers...Hit .556 (5-9) with the bases loaded and hit .341 (70-205) at home...Had first career multi-homer game on July 7 when he smacked two home runs at California...That night he also collected a career-best 6 RBI.

1998
Orioles

1994: Spent time on the disabled list for the first time in his career...Opened the season on the disabled list while recovering from off-season shoulder surgery...Activated on April 16 and appeared in three games before suffering a bilateral abdominal strain which landed him back on the DL on April 20...Rehabbed at AA El Paso and AAA New Orleans...Activated on May 23 and batted .345 for the rest of May...Placed on 15-day disabled list on June 7 after aggravating abdomen strain on June 6...Missed the remainder of the season and on August 18 in Durham, NC he had surgery to repair the abdomen...Surgery was performed by Dr. William Meyer...For the Brewers he played right field, first base, third base, catcher and DH.

1993: Earned the Brewers Unsung Hero Award...Had career-highs in games at-bats, runs, hits, doubles and RBI...T6th in the A.L. in doubles (38) with Ken Griffey, Jr. and Mike Greenwell...Was 9th hardest batter to strikeout in the American League, fanning just once every 12.7 at-bats...Played five positions in the field as well as designated hitter...Had career-best 15-game hitting streak, May 26-June 10.

1992: Set a career-high in walks...Tossed out career-best 42% (39-93) baserunners attempting to steal...Smacked game winning grand slam on April 8 against the Twins off closer Rick Aguilera...For the second time in his career he tied a club record by scoring four runs in a game on August 28.

1991: Was 4th among American League catchers with a .995 fielding percentage...Tossed out 29% of the runners trying to steal off him (35-120)...On May 28 he collected his 500th career hit, a single off Detroit's Steve Searcy.

1990: Tied a club record by scoring four runs in a game on July 8 against California...Threw out 25% (31-126) would-be basestealers.

1989: Set a personal best with four triples...Threw out 26% (28-107) baserunners attempting to steal...Belted first career grand slam on April 26 when he went deep off Minnesota's Gary Wayne.

1988: After catching in his first 59 games he moved to third base when Paul Molitor shifted to the DH role...Stayed at third from June 26 through July 31 before moving back behind the plate...Had a .987 fielding mark at third base, making just one error in 76 total chances...As a backstop, B.J. threw out 33% (28-84) of the baserunners attempting to score.

1987: Batted .299 as a rookie for the Brewers...Threw out 35 of 99 baserunners attempting to steal (35%).

1986: Invited to the Milwaukee major league camp as a non-roster player...Was the starting catcher for the Northern Division champion Vancouver Canadians of the AAA Pacific Coast League...Set minor league highs in game, at-bats, runs, hits, RBI, steals and with 181 total bases...Named PCL "Player of the Month" for April...Was a member of the league's All-Star team.

1985: After being the first player selected in the June Draft, Surhoff started his career at Beloit...Named "Prospect of the Year" in the Midwest League...Named to the All-Star team...Honored as Topps Midwest League "Player of the Month" for August...His Beloit team won the Central Division title.

PERSONAL/MISCELLANEOUS

Married to the former Polly Winde (12/16/89)...Two Sons: Austin (11/27/90) and Mason (3/15/92) and Two Daughters: Kendall (10/21/93) and Jordan (2/9/95)...Originally signed by Ray Poitevint, Ken Califano and Don Kohler of the Brewers...Graduated from Rye (NY) High School in 1982...Participated in football, basketball and baseball...Attended the University of North Carolina in Chapel Hill...Switched from shortstop to catcher his freshman year at UNC...Earned All Atlantic Coast Conference honors three times...named to *Baseball America's* Freshman All-America Team in 1983...Also, earned All-America honors in 1984 and 1985...Set UNC record with a .392 career batting average...Also holds school marks for runs scored (77 in '85), batting average (.400 in '84), hits (98 in '84) and steals (33 in '84)...Tar Heels were 126-40-1 during his career winning ACC titles his freshman and sophomore seasons...Earned *The Sporting News* "Player of the Year" award in 1985...Batted .429 as a member of the 1983 Pan American Team...Hit .303 as a member of the '84 U.S. Olympic Team...His wife, Polly, a Maryland native, was inducted into the Maryland Swimming 1995 this past winter...His father, Dick, played in the NBA for the New York Knicks in the early 1950's...His brother, Rich, played major league baseball for the Phillies and Rangers...This past off-season, B.J. participated in the Pam Shriver Charity Tennis tournament...Following the season, B.J. participated in the Orioles annual FanFest, made numerous stops on the Orioles Winter Caravan, and he and Polly helped distribute holiday turkeys at the Maryland Food Bank.

YEAR	CLUB	AVG	G	AB	R	H	2B	3B	HR	RBI	BB	SO	SB	CS
1985	Beloit-1	.332	76	289	39	96	13	4	7	58	22	35	10	9
1986	Vancouver	.308	116	458	71	141	19	3	5	59	28	31	23	8
1987	MILWAUKEE	.299	115	395	50	118	22	3	7	68	36	30	11	10
1988	MILWAUKEE	.245	139	493	47	121	21	0	5	38	31	49	21	6
1989	MILWAUKEE	.248	126	436	42	108	17	4	5	55	25	29	14	12
1990	MILWAUKEE	.276	135	474	55	131	21	4	6	59	41	37	18	7
1991	MILWAUKEE	.289	143	505	57	146	19	4	5	68	26	33	5	8
1992	MILWAUKEE	.252	139	480	63	121	19	1	4	62	46	41	14	8
1993	MILWAUKEE	.274	148	552	66	151	38	3	7	79	36	47	12	9
1994	El Paso	.250	3	12	2	3	1	0	0	0	0	2	0	0
	New Orleans	.316	5	19	3	6	2	0	0	1	1	2	0	0
	MILWAUKEE	.261	40	134	20	35	11	2	5	22	16	14	0	1
1995	MILWAUKEE	.320	117	415	72	133	26	3	13	73	37	43	7	3
1996	BALTIMORE-2	.292	143	537	74	157	27	6	21	82	47	79	0	1
1997	BALTIMORE	.284	147	528	80	150	30	4	18	88	49	60	1	1
Minor Lg. Totals		.316	200	778	115	246	35	7	12	118	51	69	33	17
BALTIMORE Totals		.288	290	1065	154	307	57	10	25	170	96	139	1	2
American League		.277	1392	4949	626	1371	251	34	96	694	390	462	103	66
National League		-	-	-	-	-	-	-	-	-	-	-	-	-
ML Totals		.277	1392	4949	626	1371	251	34	96	694	390	462	103	66

1-Selected by Milwaukee in the 1st round of the June 1985 free-agent draft

2-Signed as a free agent by the Orioles on 12/21/95

DIVISION	SERIES	AVG	G	AB	R	H	2B	3B	HR	RBI	BB	SO	SB	CS
1996	Bal vs Cle	.385	4	13	3	5	0	0	3	5	0	1	0	0
1997	Bal vs Sea	.273	3	11	0	3	1	0	0	2	0	2	0	0
Totals		.333	7	24	3	8	1	0	3	7	0	3	0	0

LCS	AVG	G	AB	R	H	2B	3B	HR	RBI	BB	SO	SB	CS
1996 Bal vs NYY	.267	5	15	0	4	0	0	0	2	1	2	0	0
1997 Bal vs Cle	.200	6	25	1	5	2	0	0	1	2	2	0	0
Totals	.225	11	40	1	9	2	0	0	3	3	4	0	0

	1997 SEASON					LIFETIME				
	AVG	AB	H	HR	RBI	AVG	AB	H	HR	RBI
Total	.284	528	150	18	88	.277	4949	1371	96	694
Home	.269	238	64	10	34	.280	2407	674	55	362
Away	.297	290	86	8	54	.274	2542	697	41	332
Ana	.400	40	16	0	9	.292	329	96	7	51
Bal	-	-	-	-	-	.278	345	96	6	39
Bos	.321	28	9	2	9	.297	404	120	9	68
Cws	.281	32	9	0	1	.285	358	102	4	25
Cle	.333	36	12	1	2	.282	429	121	4	46
Det	.225	40	9	1	8	.299	378	113	9	81
KC	.143	35	5	0	1	.241	361	87	2	36
ML	.125	32	4	1	3	.263	80	21	6	10
Min	.436	39	17	3	10	.318	346	110	14	68
NYY	.324	37	12	1	9	.295	404	119	4	49
Oak	.333	45	15	1	12	.280	368	103	9	60
Sea	.406	32	13	3	9	.235	315	74	5	35
Tex	.189	37	7	0	0	.220	381	84	6	48
Tor	.311	45	14	3	10	.292	401	117	9	73
Al East	.293	150	44	7	36	.292	1932	565	37	310
Al Central	.270	174	47	5	17	.280	1574	441	30	185
Al West	.331	154	51	4	30	.256	1393	357	27	194
PRE ASG	.298	272	81	11	54	.270	2558	690	53	360
POST ASG	.270	256	69	7	34	.285	2391	681	43	334
vs Left	.288	160	46	3	28	.230	1291	297	24	200
vs Right	.283	368	104	15	60	.294	3658	1074	72	494
as DH	.226	31	7	2	3	.293	215	63	5	21
as PH	.000	2	0	0	0	.197	61	12	0	0
April	.310	58	18	1	6	.228	567	129	14	78
May	.366	101	37	5	27	.272	731	199	15	106
June	.231	91	21	5	17	.281	956	269	18	130
July	.253	87	22	3	12	.296	875	259	18	127
August	.287	101	29	2	14	.288	916	264	17	121
Sept/Oct	.256	90	23	2	12	.278	904	251	14	132
All	.200	10	2	0	2	.200	10	2	0	2
Pia	.100	10	1	0	0	.100	10	1	0	0
Mon	.100	10	1	1	1	.100	10	1	1	1
NY	.167	12	2	1	1	.167	12	2	1	1
Phi	.250	8	2	0	1	.250	8	2	0	1
NL East	.160	50	8	2	5	.160	50	8	2	5

FIELDING

CA	PCT	G	PO	A	E	DP
1987	.984	98	645	49	11	10
1988	.990	106	525	42	6	2
1989	.985	106	526	51	9	6
1990	.985	125	615	53	10	10
1991	.995	127	660	68	4	11
1992	.990	109	546	59	6	7
1993	1.000	3	9	0	0	0
1994	1.000	12	34	3	0	0
1995	.984	18	57	6	1	0
Career	.988	704	3617	331	47	46

1B	PCT	G	PO	A	E	DP
1987	1.000	1	1	1	0	0
1988	.500	2	1	0	1	0
1992	1.000	17	143	13	0	18
1993	1.000	8	28	2	0	2
1994	1.000	8	72	9	0	11
1995	.992	55	348	29	3	44
1996	1.000	2	11	2	0	0
1997	1.000	3	21	3	0	4
Career	.994	36	625	59	4	79

2B	PCT	G	PO	A	E	DP
1991	.000	1	0	0	0	0
Career	.000	1	0	0	0	0

SS	PCT	G	PO	A	E	DP
1988	1.000	1	1	0	0	0
Career	1.000	1	1	0	0	0

OF	PCT	G	PO	A	E	DP
1988	.000	1	0	0	0	0
1991	1.000	2	2	0	0	0
1992	1.000	7	9	0	0	0
1993	.975	24	37	2	1	0
1994	.800	3	7	1	2	1
1995	.993	60	124	9	1	1
1996	.979	27	45	1	1	0
1997	.992	133	247	11	2	3
Career	.986	257	471	24	7	5

3B	PCT	G	PO	A	E	DP
1987	1.000	10	2	6	0	2
1988	.987	31	23	52	1	1
1989	.917	6	4	7	1	1
1990	.867	11	4	9	2	1
1991	1.000	5	3	3	0	0
1992	1.000	3	1	2	0	0
1993	.949	121	101	216	17	19
1994	.923	18	8	16	2	0
1996	.948	106	79	175	14	22
1997	1.000	3	0	2	0	1
Career	.951	314	225	488	37	47

LIFETIME BY BALLPARK

B.J. SURHOFF

Anaheim Stadium	256	180	46	4	3
Oriole Park at Camden Yards	269	558	150	24	1
Memorial Stadium	286	98	28	1	4
Fenway Park	337	208	70	4	4
Comiskey Park	279	129	36	2	3
Comiskey Park (Old)	250	68	17	0	1
Jacobs Field	303	76	23	2	4
Cleveland Stadium	263	156	41	0	1
Tiger Stadium	311	190	59	4	16
Ewing M. Kauffman Stadium	227	194	44	0	16
County Stadium	280	1957	547	36	26
Hubert H. Humphrey Metrodome	318	173	55	4	10
Yankee Stadium	293	188	55	1	20
Oakland-Alameda County Coliseum	275	211	58	8	38
The Kingdom	214	154	33	1	1
The Ballpark in Arlington	149	47	7	0	7
Arlington Stadium	239	142	34	3	28
Skydome	308	172	53	3	28
Exhibition Stadium	429	28	12	1	1

TOO MUCH INFORMATION

On August 17, 1993 at Oakland, B.J. became baseball's all-time leader for games played by players known by their initials, surpassing J.C. Martin as he played in game number 906.

ANTHONY (TONY) GIACINTO TARASCO OUTFIELDER—#43

Born: December 9, 1970

Opening Day Age: 26

Height: 6'1" **Weight:** 205

Bats: L **Throws:** R

Birthplace/Residence: Born in New York, NY and resides in Miami, FL

Contract Status: Signed thru '98

M.L. Service: 3 years, 143 days

Acquired: March 13, 1996: From the Montreal Expos in exchange for OF Sherman Oando



GAME HIGHS & STREAKS

RUNS: 3, three times, most recently July 30, 1995 vs Colorado...**HITS:** 4, June 30, 1995 at San Francisco...**DOUBLES:** 2, April 10, 1994 at Los Angeles...**TRIPLES:** 1, five times, most recently May 14, 1997 at Anaheim...**HOME RUNS:** 1, 26 times, most recently July 20, 1997 vs Chicago White Sox...**RBI:** 3, three times, most recently, May 12, 1997...**WALKS:** 3, July 4, 1997 at Detroit...**SB:** 3, July 30, 1995 vs Colorado...**HITTING STREAK:** 11 games, April 26-May 9, 1995

1997

- Started the year with the Orioles and appeared in just two games before being optioned to AAA Rochester on April 7...Batted .200 (7-35) with the Red Wings before being recalled by Baltimore on April 25 when Walton was disabled.
- Hit two-run home runs in back-to-back games, May 31 vs Cleveland (Hershiser) and May 3 vs New York (Cone)...Also homered in consecutive games at Detroit, July 5 and 6...Collected a season-high 3 RBI on May 12 at Oakland.
- Joined Hammonds and Walton as the only Orioles to play all three outfield positions this year...Was 2nd on the club to Surhoff with 4 outfield assists.

- Had two at-bats on September 11 vs the Yankees, only the 6th time from July 20 until the end of the season in which he received more than one at-bat.
- On September 26 at Milwaukee he snapped a 0-23 slide with a double...It was Tony's first hit since August 2...Went 3-for-37 from July 20 until the end of the season...July 19-20 was the last time that he started consecutive games.

PRO CAREER

1996: After being acquired from the Expos, Tony was on the Orioles Opening Day roster and was the Birds' Opening Day right fielder...On May 12 he was optioned to AAA Rochester after batting .238 in 29 games for the Orioles...Was used by Rochester exclusively as the designated hitter, May 16-June 11, due to a strained right shoulder...On June 16 he was placed on the disabled list with a strained right shoulder and underwent arthroscopic surgery...After the surgery he went through a 9-game rehab assignment at Class A Frederick...On September 13 he was recalled by the Orioles...Appeared in two more games for the Orioles, including one start in right field...Following the season he played winter ball for Ponce in Puerto Rico and hit .310 in 11 games.

1995: Completed his first season at the major league level as an every-day player...Collected 438 at-bats after accumulating only 167 ABs in 111 games the previous two seasons with the Braves...Started the season in left field (11 starts) but moved to right field on May 13 as Moises Alou was shifted to left...Started 102 games in RF...Batted .395 as a left fielder and .233 in right...Started the season with a career high 11-game hitting streak (20-for-45, .444) from April 26- May 9...Streak was snapped on May 10, but he did reach base via a walk...First career four-hit game came on June 9 at San Francisco, including a solo homer in the ninth inning...Led-off 41 times and batted .266 in that role...Led off two consecutive games with a home run, May 8 - May 9...Did not lead-off for 49 games between July 7-September 1...Led off the game on September 3 with his third lead-off homer of the season...Led the NL as the toughest player to double-up (once every 219.0 at-bats) as he hit into only two twin-killings the entire season...Finished fourth in the NL with Jeff Bagwell with 12 intentional walks.

1994: Started 18 games, nine in left field and nine in right field...Batted .269 (18-for-67, 2 HRs, 11 RBIs) in that role...Hit his first major league home run off the Dodgers' Gary Wayne on April 12...Hit the third of three consecutive Atlanta homers in the first inning on April 15 vs the Cubs...Led the club with 10 pinch-hits...Had a pinch-hit home-run on April 22 vs Pittsburgh...Put together a six-game hitting streak, April 15-23 (7-for-16, .438)...Hit .324 with 3 HRs and 4 RBIs in April...Had three bunt singles to lead the team.

1993: Selected as the No. 6 prospect in the International League by Baseball America...Named to the IL All-Star team...Finished second in the IL with a .330 batting average...Played with the Braves from April 29 to May 19, batting .267 over that period...Recalled from AAA-Richmond again on August 24 to replace the disabled Deion Sanders on the roster...Went 4-for-20 in his second stint with the Braves...Had his first major league extra-base hit on September 2 vs San Francisco, a double...Hitless in his first NLCS at-bat...At Richmond, was given the John M. Zwach III Award for being the most community minded player...Named IL "Player of the Week" for July 4-10 (.542, 2 HRs, 5 RBIs)...Hit for the cycle (5-6, two doubles) on August 21 at Charlotte...Had 33 multi-hit games...Won the Hank Aaron Award as the organization's top minor league position player.

1992: Finished third at Greenville in stolen bases with 33 and eighth in the Southern League in batting (.236)...Strung together a league-high 24-game hitting streak from June 23-July 21...Had 15 homers and 54 RBIs while batting leadoff for Greenville...Led the club with three homers during playoffs.

1991: At Durham, hit .250 in 78 games with 12 homers and 38 RBIs while stealing 11 bases.

1990: Hit .265 at Sumter with nine stolen bases and three homers in 355 plate appearances.

1989: Began professional career at Pulaski, hitting .392 in July with 18 RBIs...Battered Bluefield pitching at a .579 clip...His .340 average would have been fourth in Appalachian League but just missed qualifying.

PERSONAL/MISCELLANEOUS

Single...Attended Santa Monica (CA) High School where he was the baseball MVP...Originally signed by Herb Hippauff of the Braves...Appeared in the film "Talent for the Game"...Involved in various community service projects...Was nominated on behalf of the Expos for the Roberto Clemente Award for outstanding community involvement...Enjoys rap and jazz music.

1998
Orioles

YEAR	CLUB	AVG	G	AB	R	H	2B	3B	HR	RBI	BB	SO	SB	CS
1988	Gulf Braves-1	.234	21	64	10	15	6	1	0	4	7	7	3	0
	Idaho Falls	.000	7	10	1	0	0	0	0	1	5	2	1	2
1989	Pulaski	.340	49	156	22	53	8	2	2	22	21	20	7	2
1990	Sumter	.265	107	355	42	94	13	3	3	37	37	57	9	5
1991	Durham	.250	78	248	31	62	8	2	12	38	21	64	11	9
1992	Greenville	.286	133	489	73	140	22	2	15	54	27	85	33	19
1993	Richmond	.330	93	370	73	122	15	7	15	53	36	54	19	11
	ATLANTA	.229	24	35	6	8	2	0	0	2	0	5	0	1
1994	ATLANTA	.273	87	132	16	36	6	0	5	19	9	17	5	0
1995	MONTREAL-2	.249	126	438	64	109	18	4	14	40	51	78	24	3
1996	Rochester-3	.260	29	103	18	27	6	0	2	9	17	20	4	4
	Gulf Coast	.375	3	8	2	3	1	0	0	3	2	1	0	0
	Frederick	.229	9	35	6	8	3	0	1	5	4	4	0	1
	BALTIMORE	.238	31	84	14	20	3	0	1	9	7	15	5	3
1997	Rochester	.200	10	35	4	7	0	0	2	6	7	7	0	0
	BALTIMORE	.205	100	166	26	34	8	1	7	26	25	33	2	2
Minor Lg. Totals		.284	539	1873	282	531	82	17	52	232	184	321	87	42
BALTIMORE Totals		.255	98	259	29	66	8	1	7	37	22	46	0	1
American League		.254	234	543	64	138	24	2	12	67	52	78	1	3
National League		.255	184	467	49	119	29	0	11	54	57	72	0	0
ML Totals		.254	418	1010	113	257	53	2	23	121	109	150	1	3

1-Selected by Atlanta in the 15th round (17th pick) of the June 1988 free agent draft
2-Acquired by Montreal with OF Roberto Kelly and pitcher Esteban Yan for OF Marquis Grissom
3-Acquired by Baltimore from Montreal in exchange for OF Sherman Olando on March 13, 1996

DIVISION	SERIES	AVG	G	AB	R	H	2B	3B	HR	RBI	BB	SO	SB	CS
1996	Bal vs Cle					Did Not Play								
1997	Bal vs Sea					Did Not Play								

LCS		AVG	G	AB	R	H	2B	3B	HR	RBI	BB	SO	SB	CS
1993	Atl vs Phi	.000	2	1	0	0	0	0	0	0	0	1	0	0
1996	Bal vs NY	.000	2	1	0	0	0	0	0	0	0	1	0	0
1997	Bal vs Cle					Did Not Play								
Totals		.000	4	2	0	0	0	0	0	0	0	2	0	0

	AVG	AB	H	HR	RBI	AVG	AB	H	HR	RBI
Total 205	.166	34	7	26	.242	.855	207	27	96	
Home	.216	74	16	4	15	.257	435	112	14	50
Away	.196	92	18	3	11	.226	420	95	13	48
Ana	.091	11	1	0	0	.091	11	1	0	0
Bal										
Bos	.235	17	4	0	1	.208	24	5	0	1
Cws	.286	14	4	1	4	.300	20	6	1	4
Cle	.200	15	3	1	2	.185	27	5	2	4
Det	.294	17	5	2	4	.294	17	5	2	4
KC	.000	6	0	0	0	.188	16	3	0	1
Mil	.222	9	2	0	1	.286	28	8	0	7
Min	.400	10	4	0	2	.318	22	7	0	2
NY	.200	5	1	1	2	.250	8	2	1	2
Oak	.182	11	2	1	3	.182	11	2	1	3
Sea	.333	12	4	0	2	.333	12	4	0	2
Tex	.000	10	0	0	0	.048	21	1	0	0
Tor	.167	12	2	0	3	.188	16	3	0	3
AL East	.235	51	12	3	10	.231	65	15	3	10
AL Central	.241	54	13	2	9	.257	113	29	3	18
AL West	.159	44	7	1	5	.145	55	8	1	5
PRE ASG	.229	118	27	6	19	.264	519	137	19	64
POST ASG	.146	48	7	1	7	.208	336	70	8	32
vs. Left	.160	25	4	1	1	.245	151	37	3	15
vs. Right	.213	141	30	6	25	.241	704	170	24	81
as DH						.059	17	1	0	0
as PH	.176	17	3	0	5	.222	90	20	1	11
April	.217	23	5	0	2	.271	133	36	4	10
May	.227	44	10	2	7	.256	203	52	8	27
June	.200	40	8	2	6	.262	183	48	6	24
July	.281	32	9	3	10	.250	148	37	4	19
August	.063	16	1	0	1	.144	97	14	1	5
Sept/Oct	.091	11	1	0	0	.220	91	20	4	11
All	.000	4	0	0	0	.000	8	0	0	0
Fla	.000	2	0	0	0	.000	4	0	0	0
Mon	.250	8	2	1	1	.250	16	4	2	2
NY	.000	3	0	0	1	.000	6	0	0	2
Phi										
NL East	.118	17	2	1	2	.118	34	4	2	4

FIELDING	PCT	G	PO	A	E	DP	AVG	AB	H	HR	RBI
1993	1.000	12	11	0	0	0	.125	8	1	0	0
1994	1.000	45	42	1	0	0	.223	121	27	5	21
1995	.979	116	230	7	5	3	.500	4	2	0	0
1996	1.000	23	50	1	0	0	.286	14	4	0	2
1997	.991	83	105	4	1	1	.200	10	2	0	0
Career	.987	279	438	13	6	4	.357	14	5	2	4
LIFETIME BY BALLPARK											
TONY TARASCO											
Anaheim Stadium											
Oriole Park at Camden Yards											
Fenway Park											
Comiskey Park											
Jacobs Field											
Tiger Stadium											
Ewing M. Kauffman Stadium											
County Stadium											
Hubert H. Humphrey Metrodome											
Oakland-Alameda County Coliseum											
The Kingdome											
The Ballpark in Arlington											
Skydome											
NATIONAL LEAGUE											
Olympic Stadium											
Shea Stadium											
Veterans Stadium											

JESUS RAFAEL TAVAREZ OF—#78 Spring Training Invitee

Born: March 26, 1971
Opening Day Age: 27
Height: 6'0" Weight: 170
Bats: S Throws: R
Birthplace/Residence: Born and still resides in Santo Domingo, DR
Contract Status: Signed thru '98
M.L. Service: 2 years, 69 days
Acquired: January 20, 1998; signed by the Orioles as a free agent



GAME HIGHS & STREAKS

RUNS: 2, seven times, most recently August 4, 1997 at Texas...**HITS:** 3, three times, most recently September 17, 1995 at Colorado...**DOUBLES:** 1, 12 times, most recently August 21, 1997 at Oakland...**TRIPLES:** 2, August 28, 1995 vs. Houston...**HR:** 1, twice, most recently September 16, 1995 at Colorado...**RBI:** 3, August 26, 1995 vs. Houston...**WALKS:** 2, August 1, 1995 at Montreal...**SB:** 2, September 15, 1996 at Montreal...**HITTING STREAK:** 6 games, September 24 through October 1, 1995.

1997

• Acquired by Boston on Nov. 25, 1996 in trade for RHP Bob Rodgers...Began season at AAA Pawtucket...Was leading International League with 22 SB when recalled by Red Sox on June 17.
• At Pawtucket, Jesus' batting average reached a season-high .304 following the April 27 game against Ottawa...At the time of his recall, he was batting .266...For the Pawsox he enjoyed five 3-hit games, with four of those coming in his final 14 AAA games.
• Made 13 starts in CF, 4 in RF and 1 in LF for Boston...Tore cartilage in left knee on September 21 vs. Chicago...Underwent surgery on September 25.

PRO CAREER

1990: Spent first full season at major league level and played in career-high 98 games...Was 3rd on Marlins with 9 PH (9-30, .300)...Had pinch-single in 1st game, April 4, then went 0-for-24 over next 11 games...Made 13 starts, 11 in CF and 2 in LF.
1995: Was hitting .314 (22-70) at AAA Charlotte when recalled by Florida May 26...Started career-high 8 straight games, June 3-10 and hit .222 (8-36)...Went on D.L. June 11-27 with pulled left hamstring and was optioned back to Charlotte on July 1...Recalled by Marlins July 4 and optioned back July 9, then was recalled for rest of season on July 30...Hit .360 (31-86) in his final 27 games starting Aug. 26...Became 1st Marlin to hit 2 triples in a game, August 28 vs. Houston...Batted .395 (15-38) with men in scoring position...Made 47 starts with Marlins.
1994: Was hitting .288 (44-153) at AAA Portland when recalled by Florida on May 23...Made M.L. debut that night vs. Montreal and got 1st hit off Jeff Fassero...Made 8 starts before being optioned back to Portland on June 22.
1993: Was selected in 1st round (26th overall pick) by Florida Marlins in expansion draft on Nov. 17, 1992...Set career-high with .293 batting average in 1st season as switch-hitter...Had batted right-handed in past...Finished 10th among all minor leaguers with 104 runs scored...Had 36 XBH in 444 AB after getting 44 XBH in 1,237 previous AB...Batted .389 with 2 HR and 12 RBI in post-season to lead High Desert to California League title.
1992: Was on D.L. with strained left knee April 20-May 20...Reinjured knee in Dominican Winter League and played only 4 games.
1991: Was 2nd in California League with 69 SB at San Bernardino...Named "Fastest Baserunner in league in poll of managers...Named to California League All-Star squad.
1990: Was 2nd in Carolina League with 40 SB...Tied for league lead among outfielders with 12 assists and 4 DP.
1989: Played for Mariners club in Dominican Summer League.

1998
Orioles

PERSONAL/MISCELLANEOUS

Married...Wife's name is Maribel...Originally signed by Mariners' scout Ramon De los Santos in June of '89... During most off-seasons, Jesus plays winter ball for Leones del Escogido in the Dominican Republic.

YEAR	CLUB	AVG	G	AB	R	H	2B	3B	HR	RBI	BB	SO	SB	CS
1989	Dominican Summer League													
1990	Peninsula	.237	108	379	39	90	10	1	0	32	20	79	40	12
1991	San Bernardino	.283	124	466	80	132	11	3	5	41	39	78	69	20
1992	Jacksonville-1	.258	105	392	38	101	9	2	3	25	23	54	29	14
1993	High Desert	.293	109	444	104	130	21	8	7	71	57	66	47	14
1994	Portland	.286	89	353	60	101	11	8	2	32	35	63	20	8
1994	FLORIDA	.179	17	39	4	7	0	0	0	4	1	5	1	1
1995	Charlotte	.300	39	140	15	42	6	2	1	8	9	19	7	7
1995	FLORIDA	.289	63	190	31	55	6	2	2	13	16	27	7	5
1996	FLORIDA	.219	98	114	14	25	3	0	0	6	7	18	5	1
1997	Pawtucket-2	.266	59	229	43	61	6	3	3	20	27	31	22	9
1997	BOSTON	.174	42	69	12	12	3	1	0	9	4	9	0	0
Minor Lg. Totals		.274	598	2224	352	609	68	24	19	214	190	367	212	84
BALTIMORE Totals														
American League		.174	42	69	12	12	3	1	0	9	4	9	0	0
National League		.254	178	343	49	87	9	2	2	23	24	50	13	7
ML Totals		.240	220	412	61	99	12	3	2	32	28	59	13	7

1-Selected by Florida in 1st round (26th pick overall) in November, 1992 expansion draft.

2-Acquired by Boston Red Sox on November 25, 1996 for Bob Rodgers

	1997 SEASON					LIFETIME				
	AVG	AB	H	HR	RBI	AVG	AB	H	HR	RBI
Total	.174	69	12	0	9	.240	412	99	2	32
Home	.206	34	7	0	3	.294	187	55	1	20
Away	.143	35	5	0	6	.196	225	44	1	12
Ana	.125	16	2	0	0	.125	16	2	0	0
Bal	.000	3	0	0	0	.000	3	0	0	0
Bos	-	-	-	-	-	-	-	-	-	-
Cws	.500	2	1	0	0	.500	2	1	0	0
Cle	-	-	-	-	-	-	-	-	-	-
Det	.143	7	1	0	1	.143	7	1	0	1
KC	.000	3	0	0	0	.000	3	0	0	0
Mil	-	-	-	-	-	-	-	-	-	-
Min	.250	4	1	0	0	.250	4	1	0	0
NY	-	-	-	-	-	.138	29	4	1	3
Oak	.400	5	2	0	1	.400	5	2	0	1
Sea	.400	5	2	0	0	.400	5	2	0	0
Tex	.091	11	1	0	4	.091	11	1	0	4
Tor	.000	2	0	0	1	.000	2	0	0	1
AL East	.083	12	1	0	2	.083	12	1	0	2
AL Central	.222	9	2	0	0	.222	9	2	0	0
AL West	.189	37	7	0	5	.189	37	7	0	5
PRE ASG	.154	13	2	0	4	.187	155	29	0	10
POST ASG	.179	56	10	0	5	.272	257	70	2	22
vs. Left	.211	38	8	0	3	.216	116	25	0	7
vs. Right	.129	31	4	0	6	.250	296	74	2	25
vs. DH	.333	3	1	0	2	.333	3	1	0	2
vs. PH	.000	1	0	0	0	.282	39	11	0	4
April	-	-	-	-	-	.094	32	3	0	0
May	-	-	-	-	-	.200	30	6	0	1
June	.083	12	1	0	2	.212	85	18	0	7
July	.267	15	4	0	2	.233	30	7	0	5
August	.162	37	6	0	5	.243	136	33	1	12
Sept/Oct	.200	5	1	0	0	.323	99	32	1	7
Atl	.333	3	1	0	0	.276	29	8	0	1
Fia	.250	4	1	0	2	.250	4	1	0	2
Mon	.000	3	0	0	0	.308	39	12	0	3
NY	-	-	-	-	-	.308	26	8	0	2
Phi	.000	1	0	0	0	.273	33	9	0	1
NL East	.000	11	2	0	2	.290	131	38	0	9

FIELDING						LIFETIME BY BALLPARK					
OF	PCT	G	PO	A	DP	JESUS TAVAREZ	AVG	AB	H	HR	RBI
1994	1.000	11	28	1	0	Anaheim Stadium	.091	11	1	0	0
1995	1.000	61	118	1	0	Oriole Park at Camden Yards	.000	3	0	0	0
1996	1.000	65	58	0	0	Fenway Park	.206	34	7	0	3
1997	.980	37	49	1	1	Tiger Stadium	.000	1	0	0	0
Career	.996	174	253	3	1	Hubert H. Humphrey Metrodome	.250	4	1	0	0
						Oakland Alameda County Coliseum	.400	5	2	0	1
						The Ballpark in Arlington	.143	7	1	0	3
						Skydome	.000	1	0	0	0
						NATIONAL LEAGUE					
						Olympic Stadium	.353	17	6	0	2

LEONARD (LENNY) IRELL WEBSTER CATCHER—#42

Born: February 10, 1965

Opening Day Age: 33

Height: 5'9"

Weight: 200

Bats: R

Throws: R

Birthplace/Residence: Born in New Orleans, LA...Resides in Fayetteville, GA

Contract Status: Signed thru '98 with an option for 1999

M.L. Service: 6 years, 100 days

Acquired: December 18, 1996; signed by the Orioles as a free agent...On November 25, 1997 signed a one-year contract with a vesting option for the 1999 season



GAME HIGHS & STREAKS

RUNS: 2, 16 times, most recently August 19, 1997 at Kansas City...HITS: 3, 11 times, most recently September 1, 1997 at Florida...DOUBLES: 2, twice, most recently May 29, 1996 vs San Diego...TRIPLES: 1, twice, most recently September 1, 1997 at Florida...HR: 1, 22 times, most recently September 17, 1997 vs Milwaukee...RBI: 4, four times, most recently September 1, 1997 at Florida...SB: 1, September 24, 1993 at Boston... HITTING STREAK: 5 games, 3 times, most recently September 1-7, 1997

1997

- Lenny established career-highs in Games (98), At-Bats (259), Runs (29), Hits (66), HR (7) and RBI (37)...While Hoiles was disabled he made 23 starts he batted .316 (25-79) and raised his average from .206 to .264.
- Started and played in career-high nine straight games, July 5-17...Started six straight games for the first time in his major league career, June 17-23...Had never started more than four straight and never played in more than five straight twice.
- Switched his uniform number from 46 to 42 in spring training to honor Hall of Famer Jackie Robinson.
- On June 15 at Atlanta, Lenny smacked a 2-run 10th inning home run off Mark Wohlers to give the Orioles a 5-3 win and a sweep of the Braves.
- Went 3-for-3 with a single, triple, home run and 4 RBI on September 1 at Florida...The 4 RBI matched his career-high...It was his 3rd 4 RBI game of the season and 5th of career.
- Compiled a .995 (567/570) fielding percentage behind the plate...It was the 2nd best fielding pct. among A.L. catchers, trailing only Benito Santiago (1997)...On July 11 at Milwaukee he tossed out two baserunners attempting to steal and picked another runner off third base...On the year he threw out 23 of 88 (26%) baserunners attempting to steal.
- On August 17 vs Anaheim, his 10th inning single off Hasegawa scored Palmeiro for a 5-4 sudden death win.
- Following the season underwent surgery to repair tear in glenoid labrum on his left shoulder on November 12, 1997...Surgery was performed by Dr. Jim Andrews in Birmingham, AL.

PRO CAREER

1996: Was signed by the Expos as a free agent on March 30 after being released in spring training by the Phillies...Appeared in 63 games for the Expos, 50 as a starter...Started primarily against left-handed pitchers... Compiled a .998 fielding percentage, committing just one error in 416 chances behind the plate...Threw out 19 of 50 (33%) baserunners attempting to steal...Was the "personal catcher" of Montreal ace Jeff Fassero, catching 30 of his 34 starts...Fassero went 15-8 and the club was 20-10 when Webster caught Fassero...In his first game with Fassero on April 7, he tossed a 3-hitter vs. Colorado in a 9-1 victory...When used as a starter he reached base 62 times in 170 plate appearances for a .365 on-base percentage...In addition, Montreal won 31 of his final 36 starts of the year...His first home run of the season came on August 22 off Allen Watson of the Giants at San Francisco...His final homer was on September 17 off Mets prospect Jason Isringhausen.

1995: Signed by Philadelphia in spring training...Made his Philly debut on May 6 vs. Atlanta...Got his first hit, going 2-for-3, in his 3rd start of the season, May 14 at Houston...Scored a run in five straight games, August 17-26...Matched

1998
Orioles

a career-high with three hits on August 26 vs. LA, August 29 vs. SF and October 1 at FLA...Hit three homers in his final nine games...Reached career-highs in at-bats, runs and hits...Phillies went 20-18 in his 38 starts.

1994: Began spring training with Minnesota...Traded to Montreal on March 24...Appeared in 57 games for the Expos as backup catcher...Had a career-high 4 RBI on May 18 at Philadelphia...His 8th inning double broke up Van Lanningham's no-hit bid on July 17 vs. San Francisco.

1993: Established a career-high with three hits on May 19 vs. New York...Scored first career base on September 24 at Fenway...Threw out 13 of 34 (38%) baserunners attempting to steal...Made 27 starts at catcher...Following the season he played winter ball in Puerto Rico.

1992: Spent first full season in the big leagues, appearing in 53 games with the Twins...Hit .500 (17-34) in his last 18 games to lift his average from .190 to .280...Was club's top pinch-hitter, going 5-for-6 with 3 2B and 6 RBI...Made 32 starts behind the plate.

1991: Began the year at AAA Portland before being recalled on June 1...Hit his first major league home run on June 2 off Kansas City's Tom Gordon...Homered again on June 5 vs. the Orioles...Optioned back to Portland on June 16...Led Pacific Coast League backstops with a .989 fielding percentage and threw out 36% of would-be base stealers...Recalled on September 1...Had a pinch-hit homer on September 9 at KC.

1990: Starting catcher for the Southern League All-Star team while playing at Orlando...Twins minor league "Player of the Week" for June 2-8 when he batted .348...His 31 doubles were 3rd most in the league...Recalled by the Twins on September 17...Following the season he played winter ball for San Juan in Puerto Rico and was named the league's "Catcher of the Year."

1989: Was named to the California League All-Star team for Visalia, but was promoted to Orlando prior to the game...Voted the "Best Defensive Catcher" by California League managers...Recalled by the Twins on September 1 and made his ML debut that night, catching one inning against Toronto...Collected first big league hit on September 3 when he smacked a pinch single off David Wells of the Jays.

1988: Spent the season at Kenosha and batted .288 in 129 games with a career-high three stolen bases...Voted Midwest League MVP...Honored as Topps "Player of the Year" in the league and selected to Topps All-Class A All-Star Team.

1987: Spent his first of two straight years at Kenosha...Batted .252 in 52 games.

1986: Played for two clubs in his first professional season, appearing in 22 games for Kenosha and 48 games for Elizabethton.

PERSONAL/MISCELLANEOUS

Married to the former Robin Limous (10/20/90)...Three Children: Robert (5/7/87), Lynnieta (10/29/88), and Rashad (9/25/95)...1983 graduate of Litcher (LA) High School...Attended Grambling State University, majoring in criminal justice...Played Little League, Pony League, American Legion and Cape Cod League baseball as a youngster...Hobbies include fishing...During the '87 season, Lenny supported the Saturn/Oriole Field program to rehabilitate inner city baseball fields...This past off-season Lenny returned to Baltimore to take part in the Orioles annual FanFest.

YEAR	CLUB	AVG	G	AB	R	H	2B	3B	HR	RBI	BB	SO	SB	CS
1986	Kenosha	.154	22	65	2	10	2	0	0	8	10	12	0	0
	Elizabethton	.230	48	152	29	35	4	0	3	14	22	21	1	0
1987	Kenosha	.250	52	140	17	35	7	0	3	17	17	20	2	0
1988	Kenosha	.288	129	465	82	134	23	2	11	87	71	47	3	2
1989	Visalia	.268	63	231	36	62	7	0	5	39	27	27	2	1
	Orlando	.236	59	191	29	45	7	0	2	17	44	20	2	0
	MINNESOTA	.300	14	20	3	6	2	0	0	1	3	2	0	0
1990	Orlando	.262	126	455	69	119	31	0	8	71	68	57	0	0
	MINNESOTA	.333	2	6	1	2	1	0	0	0	1	1	0	0
1991	Portland	.252	87	325	43	82	18	0	7	34	24	32	1	4
	MINNESOTA	.294	18	34	7	10	1	0	3	8	6	10	0	0
1992	MINNESOTA	.280	53	118	10	33	10	1	1	13	9	11	0	2
1993	MINNESOTA	.198	49	106	14	21	2	0	1	8	11	8	1	0
1994	MONTREAL-1	.273	57	143	13	39	10	0	5	23	16	24	0	0
1995	PHILADELPHIA-2	.267	49	150	18	40	9	0	4	14	16	27	0	0
1996	MONTREAL-3	.230	78	174	18	40	10	0	2	17	25	21	0	0
1997	BALTIMORE-4	.255	98	259	29	66	8	1	7	37	22	46	0	1
Minor Lg. Totals		.264	751	2676	314	706	78	21	10	235	151	349	119	50
BALTIMORE Totals		.255	98	259	29	66	8	1	7	37	22	46	0	1
American League		.254	234	543	64	138	24	2	12	67	52	78	1	3
National League		.255	184	467	49	119	29	0	11	54	57	72	0	0
ML Totals		.254	418	1010	113	257	53	2	23	121	109	150	1	3

1-Traded to Montreal for a PTBNL 3/24/94

2-Signed by Philadelphia as a free agent to a AAA contract 4/4/95

3-Signed as a free agent by Montreal on March 30, 1996

4-Signed by the Orioles as a free agent on December 18, 1996

DIVISION	SERIES	AVG	G	AB	R	H	2B	3B	HR	RBI	BB	SO	SB	CS
1997	Bal vs Sea	.167	3	6	1	1	0	0	0	1	1	1	0	0
Totals		.167	3	6	1	1	0	0	0	1	1	1	0	0

LC5	AVG	G	AB	R	H	2B	3B	HR	RBI	BB	SO	SB	CS
1997 Bal vs Cte	.250	4	9	0	2	2	0	0	0	0	1	0	0
Totals	.250	4	9	0	2	2	0	0	0	0	1	0	0

	1997 SEASON					LIFETIME				
	AVG	AB	H	HR	RBI	AVG	AB	H	HR	RBI
Total	.255	259	66	7	37	.254	1010	257	23	121
Home	.216	134	29	3	16	.243	535	130	10	57
Away	.296	125	37	4	21	.267	475	127	13	64
Area	.400	10	4	0	2	.364	33	12	0	3
Bal	-	-	-	-	-	.192	26	5	1	2
Sea	.313	16	5	0	2	.231	26	6	0	3
Oak	.091	11	1	0	1	.196	46	9	0	3
Chi	.125	16	2	0	0	.162	37	6	0	3
Det	.233	30	7	0	2	.239	46	11	0	3
KC	.375	8	3	1	4	.367	30	11	3	8
Mil	.143	21	3	1	1	.128	39	5	1	1
Min	.000	16	0	0	1	.000	16	0	0	1
NY	.304	23	7	0	3	.340	47	16	1	7
Oak	.364	11	4	0	1	.292	48	14	0	8
Sea	.261	23	6	1	2	.188	32	6	1	2
Tex	.200	15	3	0	3	.281	32	9	0	4
Tor	.241	29	7	1	5	.255	55	14	2	9
AL East	.265	98	26	1	12	.260	200	52	4	24
AL Central	.125	72	9	2	7	.185	168	31	4	16
AL West	.288	59	17	1	8	.283	145	41	1	17
PRE ASG	.256	125	32	3	18	.240	500	120	9	63
POST ASG	.254	134	34	4	19	.269	510	137	14	58
vs Left	.259	81	21	3	12	.273	341	93	8	46
vs Right	.253	178	45	4	25	.245	669	164	15	75
as DH	.000	1	0	0	1	.200	5	1	0	1
as PH	.000	1	0	0	1	.149	47	7	0	8
April	.083	12	1	0	3	.205	88	18	1	7
May	.188	43	8	1	4	.249	173	43	2	18
June	.300	50	15	1	7	.261	188	49	4	31
July	.270	63	17	2	9	.187	171	32	4	15
August	.297	37	11	1	7	.280	157	44	5	24
Sept/Oct	.259	54	14	2	7	.305	233	71	7	26
All	.500	4	2	1	2	.160	50	8	1	3
Fla	.571	7	4	1	4	.389	36	14	3	7
Mon	.714	7	5	0	1	.320	25	8	0	3
NY	.000	3	0	0	0	.148	27	4	2	2
Phi	.333	9	3	1	3	.310	42	13	1	10
NL East	.467	30	14	3	10	.261	180	47	7	25

FIELDING

CA	PCT	G	PO	A	E	DP
1989	1.000	14	32	0	0	0
1990	1.000	2	9	0	0	0
1991	.986	17	61	10	1	1
1992	.995	49	190	11	1	3
1993	.995	45	177	13	0	1
1994	1.000	45	237	19	1	1
1995	.996	46	237	19	1	1
1996	.990	43	274	18	3	1
1997	.998	63	390	25	1	3
1997	.995	97	532	36	3	5
Career	.995	376	1902	132	10	15

LIFETIME BY BALLPARK

LENNY WEBSTER	AVG	AB	H	HR	RBI
Anaheim Stadium	.364	11	4	0	0
Orion Park at Camden Yards	.211	142	30	3	16
Fenway Park	.333	9	3	0	1
Comiskey Park	.211	19	4	0	1
Comiskey Park (Old)	.286	7	2	0	0
Jacobs Field	.000	6	0	0	0
Cleveland Stadium	.273	11	3	0	2
Tiger Stadium	.375	24	9	0	2
Ewing M. Kauffman Stadium	.467	15	7	3	8
County Stadium	.111	18	2	0	0
Hubert H. Humphrey Metrodome	.228	171	39	3	17
Yankee Stadium	.227	22	5	0	2
Oakland Alameda Coliseum	.294	17	5	0	5
The Kingdome	.417	12	5	1	1
The Ballpark in Arlington	.250	12	3	0	3
Arlington Stadium	.429	7	3	0	0
Skydome	.276	29	8	0	3
NATIONAL LEAGUE					
Olympic Stadium	.259	170	44	3	19
Veterans Stadium	.143	14	2	1	1
Shea Stadium	.284	95	27	1	12

JAYSON RICHARD WERTH
CATCHER—#69: Spring Training Invitee

Born: May 20, 1979
 Opening Day Age: 18
 Height: 6'6" Weight: 190
 Bats: R Throws: R
 Birthplace/Residence: Born in Springfield, IL...Resides in Chatham, IL
 Contract Status: Signed thru '98
 M.L. Service: None
 Acquired: Orioles 1st round selection (22nd pick overall) in 1997 Amateur Draft (Fred Peterson).



1997

- Began his professional career with the Gulf Coast League Orioles upon signing with Baltimore in June... Played in 32 games in his first year as a pro, appearing behind the plate in 21 games, at first base in eight games, in the outfield twice and he served as the club's designated hitter once.
- On the road he hit .316 (12-38) with 2 2B and 4 RBI...At home he hit at a .280 (14-50) clip with 4 2B, a HR and 4 RBI.
- Enjoyed the most success against the Gulf Coast League Pirates, batting .545 (6-11) against the Bucs, including his lone home run and 3 RBI.
- Compiled a 6-game hitting streak, July 11-18 and during that span he batted .409 (9-22)...He finished the abbreviated season with a .295 batting average, however, his average was at .300 or higher in 20 of his 32 games.

PERSONAL/MISCELLANEOUS

Single...Batted .652 (62-95) as a senior at Glenwood HS, with 12 doubles, 9 triples and 15 HR in 31 games...His grandfather, Dick "Ducky" Schofield, 19-year major league infielder...His uncle, Dick Schofield, played 14 years in the majors...His stepfather, Dennis Werth, played in parts of four seasons (1979-82) with the New York Yankees and Kansas City Royals and his mother, Kim Schofield Werth, competed in the U.S. Olympic Trials in the long jump and 100 meters...Signed a letter of intent with the University of Georgia before signing with the Orioles on June 13, 1997...Enjoys golf and fishing.

YEAR	CLUB	AVG	G	AB	R	H	2B	3B	HR	RBI	BB	SO	SB	CS
1997	Gulf Coast-1	.295	32	88	16	26	6	0	1	8	22	22	7	1
	Minor Lg. Totals	.295	32	88	16	26	6	0	1	8	22	22	7	1
	BALTIMORE Totals	-	-	-	-	-	-	-	-	-	-	-	-	-
	American League	-	-	-	-	-	-	-	-	-	-	-	-	-
	National League	-	-	-	-	-	-	-	-	-	-	-	-	-
	ML Totals	-	-	-	-	-	-	-	-	-	-	-	-	-

1-Selected by the Orioles in the 1997 Amateur Draft (22nd pick overall)

PATRICK (P.J.) J. FORBES
2B—#57: Spring Training Invitee

Born: September 22, 1967
 Opening Day Age: 31
 Height: 5'10" Weight: 160
 Bats: R Throws: R
 Birthplace/Residence: Born and still resides in Pittsburg, KS
 Contract Status: Signed thru '98
 M.L. Service: None
 Acquired: January 14, 1997; Signed as a 6-year minor league free agent



1997

- Sealed the Governors' Cup championship for the Wings with a diving catch in the ninth inning of Game 5 against Columbus.
- Hit 2 home runs in post season...Tied for Wings lead with Danny Clyburn.
- The Wings had a 38-21 record with him in the leadoff spot.
- Second in IL in lowest strikeouts/total plate appearances ratio (1/11/57).
- April .316 (12-38); May .229 (22-96); June .330 (30-91); July .228 (23-101) August .229 (29-97).
- On the road, .253 (48-190) 5 HR...At home .293 (70-239), 3 HR.
- 15 stolen bases were his highest total since 1992.
- Started 58 games at 2B, 57 at 3B, 6 at SS and 1 in OF.

PRO CAREER

- 1996: Played 3rd season at AAA Vancouver...Led PCL 2Bs with a .986 fielding pct (TC-509, E-7) for 2nd straight year...Batted .277 (304-1096) over last 3 seasons with Canadians...Set career high with 24 doubles...Batted .477 (21-44) during 12-game hitting streak, May 14-26...Was batting .320 (55-172) on June 15, but batted .241 (57-237) the rest of the year.
- 1995: Led Pacific Coast League 2Bs with a .986 fielding pct. (TC-443, E-6).
- 1994: Was a non-roster invitee to Angels' spring training camp...Spent April rehabbing from off-season back injury before reporting to Vancouver...Had league-best .984 fielding pct. at 2B but did not qualify.
- 1993: Named to Texas League All-Star team after finishing 2nd in the league with a .319 batting average...Led the league in runs scored (90)...Led loops' 2B with a .970 fielding pct...His 237 total bases between Midland and Vancouver led Angels' minor leaguers.
- 1992: Led Midwest League with 24 sacrifices.
- 1991: Stole career-high 18 bases.
- 1990: Led Northwest League in sacrifices with 7.

PERSONAL/MISCELLANEOUS

Wife's name is Jennifer (12/96)...Graduated from St. Mary's-Colgan (KS) High School...Graduated from Wichita State University with a degree in marketing...Played for Shockers 1989 NCAA Championship team...Hobbies are fishing and golf...Coached girls high school basketball in the off-season.

YEAR	CLUB	AVG	G	AB	R	H	2B	3B	HR	RBI	BB	SO	SB	CS
1990	Boise	.247	43	170	29	42	9	1	0	19	23	21	11	4
1991	Palm Spring	.266	94	349	45	93	14	2	2	26	36	44	18	8
1992	Quad City	.282	105	376	53	106	16	5	2	46	44	51	15	6
1993	Midland	.319	126	498	90	159	23	2	15	64	26	50	6	8
	Vancouver	.250	5	16	1	4	2	0	0	3	0	3	0	0
	Vancouver	.000	2	6	1	0	0	0	0	0	0	1	0	0
1994	Angels	.286	90	318	39	91	21	2	1	40	22	42	4	2
	Vancouver	.274	109	369	47	101	22	3	1	52	21	46	4	6
1995	Vancouver	.274	117	409	58	112	24	2	0	46	42	44	4	3
1996	Vancouver	.272	116	434	67	118	22	2	8	54	35	42	15	4
1997	Rochester	.280	807	2945	430	826	153	19	29	350	249	344	77	41
	Minor Lg. Totals	-	-	-	-	-	-	-	-	-	-	-	-	-
	BALTIMORE Totals	-	-	-	-	-	-	-	-	-	-	-	-	-
	American League	-	-	-	-	-	-	-	-	-	-	-	-	-
	National League	-	-	-	-	-	-	-	-	-	-	-	-	-
	ML Totals	-	-	-	-	-	-	-	-	-	-	-	-	-

1998 BALTIMORE ORIOLES ROSTER

Manager: Ray Miller (31) **Coaches:** Rick Down (48)—batting, Eddie Murray (33)—bench, Elrod Hendricks (44)—bullpen, Mike Flanagan (46)—pitching, Sam Perlozzo (2)—third base, Carlos Bernhardt (45)—first base
Trainers: Richie Bancelis and Brian Ebel **Strength & Conditioning:** Tim Bishop **Bulpen Catcher:** Sam Snider (54) **Head Groundskeeper:** Paul Zwaska **Public Relations:** John Maroon
Traveling Secretary: Phil Izoe **Club Physician:** Dr. William Goldner & Dr. Michael Jacobs **Clubhouse Managers:** Jim Tyler (home), Fred Tyler (away)


NO.	PITCHERS (21)	B/T	HT	WT	BIRTHDATE	BIRTHPLACE	RESIDENCE	1997 CLUB	W-L	ERA	G	GS	CG	SHO	SV	IP	H	R	ER	BB	SO
49	Benitez, Armando	R/R	6-4	225	11-3-72	Ramon Santana, DR	San Pedro de Macoris, DR	Baltimore	4-5	2.45	71	0	0	0	9	73.1	49	22	20	43	106
37	Charlton, Norm	S/L	6-3	205	1-6-63	Fort Polk, LA	Jamaica Beach, TX	Seattle	3-8	7.27	71	0	0	0	14	69.1	89	59	56	47	55
27	Coppinger, Rocky	R/R	6-5	245	3-19-74	El Paso, TX	El Paso, TX	Baltimore	1-1	6.30	5	4	0	0	0	20.0	21	14	14	16	22
								Gulf Coast	0-0	1.80	3	3	0	0	0	10.0	7	3	2	0	13
								Bowie	1-1	4.80	3	3	0	0	0	15.0	15	9	8	3	15
15	Drabek, Doug	R/R	6-1	190	7-25-62	Victoria, TX	The Woodlands, TX	Rochester	1-2	5.52	3	3	0	0	0	14.2	16	10	9	11	9
19	Erickson, Scott	R/R	6-4	230	2-2-68	Long Beach, CA	Staten Island, NY	White Sox	12-11	5.74	31	31	0	0	0	169.1	170	109	108	69	85
79	Fussell, Chris	R/R	6-2	185	5-19-76	Oregon, OH	Oregon, OH	Baltimore	16-7	3.69	34	33	3	2	0	221.2	218	100	91	61	131
								Bowie	1-8	7.11	19	18	0	0	0	82.1	102	71	65	58	71
30	Kamieniecki, Scott	R/R	6-0	200	4-19-64	Mt. Clemens, MI	Flint, MI	Frederick	3-3	3.96	9	9	1	1	0	50.0	42	23	22	31	54
21	Key, Jimmy	R/L	6-1	190	4-22-61	Huntsville, AL	Tarpon Springs, FL	Baltimore	10-6	4.01	30	30	0	0	0	179.1	179	83	80	67	109
38	Kriva, Rick	R/L	6-1	185	1-19-70	McKeesport, PA	Cockeysville, MD	Baltimore	16-10	3.43	34	34	1	1	0	212.1	210	90	81	82	141
51	Mathews, Terry	L/R	6-2	225	10-5-64	Alexandria, LA	Boyce, LA	Baltimore	14-2	3.39	22	21	6	3	0	146.0	122	61	55	34	128
75	Mills, Alan	S/R	6-1	195	10-18-66	Lakeland, FL	Lakeland, FL	Baltimore	4-4	4.41	57	0	0	0	1	63.1	63	35	31	36	39
67	Montgomery, Steve	R/R	6-7	230	2-21-74	Mecca, OH	Warren, OH	Bowie	2-3	4.89	39	0	0	0	0	38.2	41	23	21	33	32
								Rochester	10-5	3.10	24	23	2	0	0	136.1	116	56	47	52	127
								Baltimore	0-2	12.15	2	1	0	0	0	6.2	15	12	9	3	2
58	Moreno, Julio	R/R	6-1	145	10-23-75	SP de Macoris, DR	Los Cruces, DR	Bowie	9-6	3.83	27	25	1	0	0	138.2	141	76	59	64	106
35	Mussina, Mike	S/R	6-2	185	12-8-68	Williamsport, PA	Montoursville, PA	Baltimore	15-8	3.20	33	33	4	1	0	224.2	197	87	80	54	218
47	Orosco, Jesse	R/L	6-2	205	4-21-57	Santa Barbara, CA	San Diego, CA	Baltimore	6-3	2.32	71	0	0	0	0	50.1	29	13	13	30	46
85	Perchal, Billy	R/R	6-1	190	2/27/74	SP de Macoris, DR	SP de Macoris, DR	Gulf Coast	0-0	0.90	4	3	0	0	0	10.0	11	1	2	12	12
								Frederick	1-3	5.74	7	6	0	0	0	26.2	28	18	17	18	28
								Bowie	0-1	3.00	1	1	1	1	0	6.0	5	2	2	1	5
71	Ponson, Sidney	R/R	6-1	200	11-2-76	Aruba	Aruba	Gulf Coast	2-7	0.02	13	13	1	1	0	74.2	77	51	45	32	56
53	Rhodes, Arthur	L/L	6-2	205	10-24-69	Waco, TX	Sarasota, FL	Gulf Coast	10-3	3.02	53	0	0	0	1	2.0	0	0	0	0	1
39	Rodriguez, Nario	R/R	6-0	165	3-22-73	SP de Macoris, DR	San Juan, PR	Rochester	11-10	3.90	27	27	4	0	0	95.1	75	32	26	102	

NO.	CATCHERS (4)	B/T	HT	WT	BIRTHDATE	BIRTHPLACE	RESIDENCE	1997 CLUB	AVG	G	AB	R	H	2B	3B	HR	RBI	BB	SO	CS	
1	Greene, Charlie	R/R	6-1	195	1-23-71	Miami, FL	Miami, FL	Norfolk	.206	76	238	27	49	7	0	8	28	9	54	0	
2	Holles, Chris	R/R	6-0	215	3-20-65	Bowling Green, OH	Bowling Green, OH	Baltimore	.000	5	2	0	0	0	0	0	1	0	1	0	
3	Holles, Chris	R/R	6-0	215	3-20-65	Bowling Green, OH	Bowling Green, OH	Baltimore	.259	99	320	45	83	15	0	12	49	51	86	1	
4	Rosario, Melvin	S/R	6-0	200	5-25-73	Santo Domingo, DR	Miami, FL	Bowie	.143	3	7	1	1	1	0	2	3	2	0	0	
5	Rosario, Melvin	S/R	6-0	200	5-25-73	Santo Domingo, DR	Miami, FL	Bowie	.263	123	430	68	113	26	1	12	60	27	106	4	
6	Webster, Lenny	R/R	5-9	200	2-10-65	New Orleans, LA	Fayetteville, GA	Baltimore	.000	4	3	0	0	0	0	0	0	1	0	0	
7	Webster, Lenny	R/R	5-9	200	2-10-65	New Orleans, LA	Fayetteville, GA	Baltimore	.255	98	259	29	66	8	1	7	37	22	46	0	
NO.	INF/OF (16)	B/T	HT	WT	BIRTHDATE	BIRTHPLACE	RESIDENCE	1997 CLUB	AVG	G	AB	R	H	2B	3B	HR	RBI	BB	SO	CS	
8	Almonite, Wady	R/R	6-0	180	4-20-75	Higuesy, DR	Higuesy, DR	Bowie	.207	69	222	25	46	7	2	6	25	27	64	2	
9	Almonite, Wady	R/R	6-0	180	4-20-75	Higuesy, DR	Higuesy, DR	Frederick	.257	57	202	34	52	13	2	10	36	16	59	4	
10	Alomar, Roberto	S/R	6-0	185	2-5-68	Ponce, PR	Bradenton, FL	Baltimore	.333	112	412	64	137	23	2	14	60	40	43	9	
11	Anderson, Brady	L/L	6-1	202	1-18-64	Silver Spring, MD	Lake Tahoe, NV	Baltimore	.288	151	590	97	170	39	7	18	73	84	105	18	
12	Baines, Harold	L/L	6-2	195	3-15-59	St. Michael's, MD	St. Michael's, MD	Chicago	.305	93	318	40	97	18	0	12	52	41	47	0	
13	Bordick, Mike	R/R	5-11	175	7-21-65	Marquette, MI	Ruxton, MD	Baltimore	.291	44	134	15	39	5	0	4	15	14	15	0	
14	Bordick, Mike	R/R	5-11	175	7-21-65	Marquette, MI	Ruxton, MD	Baltimore	.236	153	509	55	120	19	1	7	46	33	66	0	
15	Carter, Joe	R/R	6-3	230	3-7-60	Oklahoma City, OK	Leawood, KS	Toronto	.234	157	612	76	143	30	4	21	102	40	105	8	
16	Casimiro, Carlos	R/R	5-11	175	11-8-76	SP de Macoris, DR	SP de Macoris, DR	Dalmarva	.243	122	457	54	111	21	8	9	51	26	108	20	
17	Clyburn, Danny	R/R	6-4	220	4-6-74	Lancaster, SC	Lancaster, SC	Rochester	.300	137	520	91	156	33	5	20	76	53	107	14	
18	Davis, Eric	R/R	6-3	200	5-29-62	Los Angeles, CA	Woodland Hills, CA	Baltimore	.000	2	3	0	0	0	0	0	0	0	2	0	0
19	Hammonds, Jeffrey	R/R	6-0	195	3-5-71	Scotch Plains, NJ	Scotch Plains, NJ	Baltimore	.304	42	158	29	48	11	0	8	25	14	47	6	
20	Kingsale, Eugene	S/R	6-3	170	8-20-76	Aruba	Aruba	Baltimore	.264	118	397	71	105	19	3	21	55	32	73	15	
21	Kingsale, Eugene	S/R	6-3	170	8-20-76	Aruba	Aruba	Gulf Coast	.294	6	17	2	5	0	0	0	0	2	2	1	0
22	Palmeiro, Rafael	L/L	6-0	190	9-24-64	Havana, Cuba	Colleyville, TX	Bowie	.413	13	46	8	19	6	0	0	4	5	4	5	1
23	Reboulet, Jeff	R/R	5-11	170	4-30-64	Dayton, OH	Kettering, OH	Baltimore	.254	158	614	95	156	24	2	38	110	67	109	5	
24	Ripken, Cal	R/R	6-4	220	8-24-60	Havre de Grace, MD	Havre de Grace, MD	Baltimore	.237	99	228	26	54	9	0	4	27	23	44	3	
25	Ripken, Cal	R/R	6-4	220	8-24-60	Havre de Grace, MD	Reisterstown, MD	Baltimore	.270	162	615	79	166	30	0	17	84	56	73	1	
26	Sutloff, B.J.	L/R	6-1	200	8-4-64	Bronx, NY	Cockeysville, MD	Baltimore	.284	147	528	80	150	30	4	18	88	49	60	1	
27	Tarasco, Tony	L/R	6-1	205	12-9-70	New York, NY	Miami, FL	Baltimore	.205	100	166	26	34	8	1	7	26	25	33	2	
28	Tarasco, Tony	L/R	6-1	205	12-9-70	New York, NY	Miami, FL	Rochester	.200	10	35	4	7	0	0	2	6	7	7	0	

SPRING TRAINING INVITEES (15)

NO.	PITCHERS (3)	B/T	HT	WT	BIRTHDATE	BIRTHPLACE	RESIDENCE	1997 CLUB	WL	ERA	G	GS	CG	SHO	SV	IP	H	R	ER	BB	SO
76	Gallagher, Kevin	L/R	6-3	190	8-1-68	Fairfax, VA	Vienna, VA	Toledo	1-1	4.74	9	0	0	0	0	19.0	16	12	10	17	13
								Jacksonville	4-3	6.47	10	10	2	0	0	57.0	70	45	41	32	33
								Bowie	1-5	4.46	26	1	0	0	0	42.1	50	27	21	15	36
55	Johns, Doug	R/L	6-2	185	12-19-67	South Bend, IN	Plantation, FL	Omaha	1-5	7.56	9	6	1	0	0	41.2	58	36	35	11	24
								Rochester	3-1	3.74	9	8	2	1	0	55.1	57	25	23	13	42
65	Saneaux, Francisco	R/R	6-4	180	2-16-74	El Sabo, DR	Santo Domingo, DR	Bowie	0-0	8.56	8	0	0	0	0	13.2	8	14	13	32	13
								Frederick	2-6	4.50	32	5	0	0	0	74.0	56	48	37	84	89
NO.	CATCHERS (3)	B/T	HT	WT	BIRTHDATE	BIRTHPLACE	RESIDENCE	1997 CLUB	AVG	G	AB	R	H	2B	3B	HR	RBI	BB	SO	SB	CS
68	Alley, Chip	S/R	6-3	190	12-20-76	Richmond, VA	West Palm Beach, FL	Delmarva	.236	82	250	19	59	17	1	3	32	34	45	7	2
70	Foster, Jim	R/R	6-4	220	8-18-71	Warwick, RI	Warwick, RI	Rochester	.556	3	9	4	5	2	0	0	4	3	0	0	1
								Frederick	.350	61	200	48	70	12	1	16	65	45	28	8	0
								Bowie	.275	63	211	36	58	12	0	7	41	36	31	1	1
69	Werth, Jayson	R/R	6-6	190	5-20-79	Springfield, IL	Chatham, IL	Gulf Coast	.295	32	88	16	26	6	0	1	8	22	22	7	1
NO.	INF/OF (9)	B/T	HT	WT	BIRTHDATE	BIRTHPLACE	RESIDENCE	1997 CLUB	AVG	G	AB	R	H	2B	3B	HR	RBI	BB	SO	SB	CS
57	Forbes, P.J.	R/R	5-10	160	9-22-67	Pittsburg, KS	Pittsburg, KS	Rochester	.272	116	434	67	118	22	2	8	54	35	42	15	4
13	Gillen, Ozzie	L/R	5-11	164	1-20-64	Occumare del Tuy, VZ	Caracas, Venezuela	Chicago (AL)	.245	142	490	59	120	21	6	4	52	22	24	5	3
56	Lamb, David	S/R	6-3	175	6-6-75	West Hills, CA	Newbury Park, CA	Frederick	.261	70	249	30	65	21	1	2	39	25	32	3	1
								Bowie	.331	73	269	46	89	20	2	4	38	34	35	0	0
64	McDonald, Darrell	R/R	5-11	190	11-17-78	Fort Collins, CO	Glendale, CO	Will be first professional season													
74	Melja, Miguel	R/R	6-1	155	3-25-75	San Pedro de Macoris	San Pedro de Macoris	Prince William	.213	39	136	17	29	2	0	0	9	10	25	7	8
								New Jersey	.331	30	124	22	41	8	1	0	14	6	27	11	3
77	Minor, Ryan	R/R	6-7	225	1-5-74	Canton, OH	Edmond, OK	Delmarva	.307	134	488	83	150	42	1	24	97	51	102	7	3
52	Olanaz, Willis	S/R	6-1	200	4-19-73	Vega Baja, PR	Vega Baja, PR	Gulf Coast	.320	8	25	5	8	2	0	2	3	2	4	0	0
								Bowie	.333	19	78	13	26	9	0	3	13	9	16	0	1
								Rochester	.208	49	168	20	35	9	0	5	25	15	36	0	0
72	Simons, Mitch	R/R	5-9	170	12-13-68	Midwest, OK	Midwest, OK	Salt Lake	.299	115	482	87	137	34	10	5	29	47	48	26	5
78	Tavares, Jesus	S/R	6-0	170	3-26-71	Santo Domingo, DR	Santo Domingo, DR	Boston	.174	42	69	12	12	3	1	0	9	4	9	0	0

1997 YEAR IN REVIEW



Mike Mussina pitched a near-perfect game on May 30, 1997 at Oriole Park.

YEAR IN REVIEW

The Orioles in 1997

The 1997 Baltimore Orioles advanced to the American League Championship Series for the second straight year, went wire-to-wire in winning their first division title since 1983 and owned the best record in the AL. Below are notes and numbers that help put the exciting 1997 Orioles season in perspective.

SECOND STRAIGHT TRIP TO PLAYOFFS...After ending a club-record 13-year post-season drought last year, the Orioles return to the playoffs for the 2nd straight season in '97. It is the 10th time the Orioles have reached post-season play and the 1st time they've done it in back-to-back seasons since they went to the ALCS (and lost) in 1973 and 1974. The Orioles are in a Division Series for the 2nd time. Going into this season the Orioles have played in 8 ALCS and 6 World Series.

WIRE-TO-WIRE...The '97 Orioles became the 3rd only American League team and the 6th in major league history to win a title by leading from the first day of the season to the end. The O's joined the 1927 New York Yankees and 1984 Detroit Tigers in going wire-to-wire in the AL. The 1923 New York Giants, 1955 Brooklyn Dodgers and 1990 Cincinnati Reds did it in the National League. All of the previous teams to do it, with the exception of the '23 Giants, went on to win the World Series.

HOW THE EAST WAS WON...The Orioles won their first four games of the season and got off to a 9-2 start. On May 1, they completed a 3-game sweep at Minnesota to open a 4.5-game lead over the Yankees and Red Sox. The lead was reduced to 2.0 games over the Yankees on May 15, but the Orioles lead never was smaller than 3.0 games again until the final weekend of the season, after they had clinched the AL East title. When the Orioles swept a two-game series from the Yankees at Camden Yards June 3-4, their lead was up to 9.5 games, matching the largest it would be during the season. During an 18-game stretch, May 26-June 15, the Orioles went 14-4 and swept series from Cleveland, New York and Atlanta. They left Atlanta on June 15 with a 45-19 record and a 9.0-game lead over the Yankees. The Orioles did not lose as many as three straight games until Toronto swept a 4-game series at Camden Yards, June 26-29. When they dropped the nightcap of a July 4 doubleheader at Detroit, it started a season-long six-game losing streak—three games before, three games after the All-Star break—that saw their record fall to 55-33 and their lead shrink to 4.5 games. The Orioles regrouped, however, going 28-11 over the next six weeks to build the lead back to 7.0 games. The O's took a five-game losing streak into New York for a 4-game series against the 2nd place Yankees on September 4, leading division by 6.5 games. The Orioles won the 1st three games of the series to build their lead to 9.5 games again. When they won the 1st game of a day-night doubleheader against the Cleveland Indians on September 15, they became the first team in the majors to clinch a playoff berth, assuring themselves of at least the AL wild card spot. But that was not all the Orioles were after. Despite going 10-13 over the final 3 weeks of the season, the Orioles clinched their 1st AL East title in 13 years with a 9-3 win at Toronto in September 24, in their 158th game of the season.

BIGGEST LEAD...The Orioles biggest lead over the 2nd place New York Yankees was 9.5 games, which they reached on two occasions: June 4, after sweeping a 2-game series from the Yankees at Camden Yards; and September 6, after taking the first 3 games of a 4-game series from them at Yankee Stadium.

FIELDING...The Orioles were one of 4 American League teams with fewer than 100 errors this season, finishing 4th in the league with a .984 fielding pct. They finished with 97 errors, falling from 3rd to 4th behind Toronto on the season's final day.

BATTING...The Orioles finished 9th in the American League with a .268 batting average (1498-5584). They led the AL in getting hit by pitches (65) and had the fewest caught stealings (26). They also had the fewest stolen bases (63).

PITCHING...Orioles pitchers allowed the fewest runs in the American League, 681, including the fewest unearned runs, 46. The staff ERA of 3.91 (1460.0IP; 635ER) was 2nd to the Yankees' 3.84 ERA (1467.2IP/626ER). The Orioles also allowed the fewest hits (1404), wild pitches (43) and hit batters (30) in the league. The bullpen also had the most saves (59) and fewest blown saves (10) in the majors.

ATTENDANCE RECORDS SET...The Orioles led the American League in attendance for the 3rd straight season, drawing a franchise-record 3,711,132

fans to games at Oriole Park at Camden Yards in 1997. That broke last year's mark by more than 64,000 and made the Orioles one of nine teams in major league history to draw more than 3.7 million fans in a season. The Orioles drew the 11 largest regular season crowds in the six-year history of Oriole Park. The club also drew more fans on the road than any season in club history, 2,289,096. More than 6 million fans saw the Orioles play at home and on the road in 1997.

THE STARS CAME OUT IN CLEVELAND...The Orioles had 4 representatives—2B Roberto Alomar, 3B Cal Ripken, OF Brady Anderson and LHP Randy Myers—on this year's American League All-Star team, and a 5th (LHP Jimmy Key) who was named by Manager Joe Torre, but declined because he was getting married that day. It was the most Orioles on the All-Star Team since 1972, when 5 players were voted or selected. The Orioles had 3 starters—Alomar, Ripken, and Anderson—for the 2nd year in a row. There were some differences, however; Ripken was starting at 3B after 14 years at SS, and Anderson was elected this year. Last year, Anderson was chosen as a reserve and named to start when Ken Griffey Jr. was injured and couldn't play.

ALMOST PERFECT...On May 30, Mussina came within two outs of a perfect game, retiring 25 straight Cleveland Indians batters. With one out in the 9th, however, Indians catcher Sandy Alomar lined a 1-1 pitch to left, ending Moose's bid for perfection and a no-hitter. Mussina retired the next two batters, settling for his 2nd career one-hitter in a 3-0 win. It was the 10th time that an Orioles pitcher had lost a no-hitter in the 9th inning, 1st since Eric Bell in 1987.

1 WITH 10: For the 1st time since 1985, the Orioles had five pitchers with at least 10 wins. Scott Kamieniecki picked up his 10th win in his final start to give the O's a handful of double-figure winners. Scott Erickson (17), Jimmy Key (16), Mike Mussina (15), and Arthur Rhodes (10) also did it. Rhodes became the 1st O's reliever to win 10 or more games in back-to-back seasons and only the 2nd reliever to do it twice, joining Dick Hall (1965 & 1970).

3 WITH 15: For the first time since 1982, the Orioles had three pitchers with at least 15 wins. Scott Erickson (17), Jimmy Key (16) and Mike Mussina (15) did it this year. In '82, Dennis Martinez won 16 games and Mike Flanagan and Jim Palmer won 15 each for the O's (with Scott McGregor adding 14 wins).

THE BIG THREE...Mussina, Erickson, and Key combined to go 47-25 with a 3.44 ERA (658.2IP, 625H, 252ER) in 101 games. Through June 15, they were a combined 28-4 with a 3.19 ERA (273.2IP, 250H, 97ER). After June 15, the trio went 19-21 with a 3.62 ERA (385.0IP, 375H, 155ER) in 56 starts.

TAKIN' IT TO THE STREET...Eutaw Street, that is (It's pronounced like that western state with the big salty lake). Palmeiro became the first player ever to hit two homers in one game onto the Eutaw Street promenade, the walkway in front of the warehouse at Oriole Park at Camden Yards. Raffy reached the street twice on April 11 vs. Texas. He also hit one there on April 3, 1996 and is the only player with more than one Eutaw Street homer. The only other Eutaw Street homer this season was hit by Henry Rodriguez of the Montreal Expos, who became the 1st National Leaguer to reach the street. In the six seasons of play at Camden Yards, 15 home runs have been hit onto Eutaw Street by 13 players.

TOO MUCH TIME ON OUR HANDS...On Friday, September 5, the Orioles and Yankees combined to play a 4 hour, 22 minute contest at Yankee Stadium, breaking by one minute the record for longest 9-inning game in major league history. The Orioles won the game, 13-9, with the game ending at midnight. It broke the mark set April 30, 1996, between the same two teams at Camden Yards. In all in 1996, the 12 games between the Orioles and Yankees averaged 3 hours, 28 minutes.

MINOR LEAGUE BRAGGING RIGHTS...The Orioles farm system, ranked 28th and last among the existing major league franchises at the start of the season by *Baseball America*, brought home three league championships in 1997, most in the majors. AAA Rochester (International), Class A Delmarva (South Atlantic) and Rookie League Bluefield (Appalachian) all won playoffs for their league titles. For Bluefield and Delmarva it made two straight (although Delmarva was a Montreal farm club in '96). Bluefield's back-to-back titles marked the 1st time an Orioles affiliate has earned consecutive titles since Miami won four straight Florida State League crowns, 1969-72. Bluefield won back-to-back titles in '62-'63 and '71-'72 when the Appy League did not have a post-season playoff.

MORE MINOR MATTERS...Additionally, the Orioles sent five minor league teams into post-season play, matching the Yankees for the most in baseball, and O's farm teams finished with the 3rd best overall won-lost record in the minors (.535, 371-323), behind only the Yankees (.56, 386-308) and Reds (.541, 342-290).

ORIOLES DAY-BY-DAY RECORD 1997

PITCHERS OF RECORD										ATTENDANCE									
G	OPP	SCORE	W/L	ORIOLES	OPPONENT	DATE	REC	POS	GB	DAILY	DATE	CUMUL							
1	KC	4-2	W	KEY-S(1-0)	Walker-r(0-1)	4/2	1-0	1	(1)	43,339	1	43,339							
2	KC	6-4	W	RHODES-r(1-0)	Montgomery-r(0-1)	4/3	2-0	1	(1)	43,031	2	86,370							
3	Tex	5-4	W	ERICKSON-s(1-0)	Patterson-r(0-1)	4/4	3-0	1	(1)	25,774	1	25,774							
4	Tex	9-7	W	RHODES-r(2-0)	Oliver-s(0-1)	4/5	4-0	1	(1.5)	39,073	2	64,843							
5	Tex	3-9	L	Mussina-s(0-1)	PAVLAK-s(1-0)	4/6	4-1	1	(1)	36,156	3	101,000							
6	Kc	5-6	L	Benitez-r(0-1)	WALKER-r(1-1)	4/7	4-2	1	(1)	40,052	4	141,052							
7	Kc	4-2	W	MILLS-r(1-0)	Bevil-r(0-1)	4/9	5-2	1	(1.5)	12,036	5	153,088							
8	TEX	9-3	W	MUSSINA-s(1-1)	Burkett-s(0-1)	4/11	6-2	1	(1.5)	40,575	1	193,663							
9	TEX	9-0	W	KEY-c(2-0)	Pavlik-s(1-1)	4/13	7-2	1	(2.5)	44,154	4	237,817							
10	MIN	4-2	W	ERICKSON-s(2-0)	Tewksbury-s(0-2)	4/14	8-2	1	(3)	36,286	5	274,103							
11	MIN	3-1	W	KAMENIECKI-s(1-0)	Aldred-s(1-1)	4/15	9-2	1	(3)	40,196	6	314,300							
12	Cws	3-9	L	Boskie-s(0-1)	DRABEK-s(1-1)	4/16	9-3	1	(2)	14,061	8	328,161							
13	Cws	1-0	W	MUSSINA-s(2-1)	Darwin-c(0-1)	4/17	10-3	1	(3)	14,674	7	342,835							
14	Bos	11-1	W	KEY-S(3-0)	Gordon-s(1-2)	4/20	11-3	1	(3.5)	32,290	8	375,125							
15	Bos	2-4	L	ERICKSON-s(2-1)	SELE-s(3-0)	4/21	11-4	1	(3)	33,608	9	408,733							
16	CWS	3-2	W	MUSSINA-s(3-1)	Darwin-s(0-2)	4/22	12-4	1	(3)	38,392	7	447,125							
17	CWS	9-11	L	Benitez-r(0-2)	CASTILLO-r(3-2)	4/23	12-5	1	(3)	42,902	8	490,027							
18	BOS	1-2	L	Mathews-r(0-1)	TRICER-r(4-4)	4/24	12-6	1	(2)	40,000	9	530,027							
19	BOS	2-0	W	ERICKSON-s(3-1)	Gordon-s(1-3)	4/25	13-6	1	(5)	45,227	10	575,254							
20	BOS	14-5	W	KEY-S(4-0)	Seale-s(3-1)	4/26	14-6	1	(4)	47,727	11	622,981							
21	BOS	7-13	L	RHODES-r(2-1)	Henry-r(1-0)	4/27	14-7	1	(3)	47,907	12	670,888							
22	Min	6-4	W	BOSKIE-r(1-1)	Swindell-r(1-1)	4/29	15-7	1	(4)	11,368	10	682,256							
23	Min	12-3	W	KAMENIECKI-s(2-0)	Tewksbury-s(1-4)	4/30	16-7	1	(4)	12,686	11	694,942							
24	Min	3-2	W	ERICKSON-s(4-1)	Aldred-s(1-3)	5/1	17-7	1	(4.5)	11,678	12	706,620							
25	OAK	7-1	W	KEY-S(5-0)	Karsay-s(0-3)	5/2	18-7	1	(4.5)	45,181	13	751,801							
26	OAK	3-4	L	Myers-r(0-1)	SMALL-r(4-0)	5/3	18-8	1	(4.5)	45,750	14	807,551							
27	OAK	11-0	W	COPPINGER-s(1-0)	Prieto-s(2-2)	5/4	19-8	1	(4.5)	47,001	15	854,552							
28	ANA	2-7	L	Kameniecki-s(2-1)	DICKSON-s(5-1)	5/5	19-9	1	(4.5)	41,299	16	895,851							
29	ANA	8-4	W	ERICKSON-s(5-1)	Finley-s(0-2)	5/6	20-9	1	(4.5)	37,150	17	933,001							
30	ANA	3-0	W	KEY-S(6-0)	Watson-s(1-3)	5/7	21-9	1	(4.5)	43,858	18	976,859							
31	SEA	13-3	W	MUSSINA-s(4-1)	RJohnson-s(4-1)	5/8	22-9	1	(4.5)	45,026	19	1,021,885							
32	SEA	2-8	L	Coppinger-s(1-1)	MOYER-s(2-0)	5/9	22-10	1	(4.5)	47,257	20	1,069,142							
33	SEA	2-3	L	Myers-r(0-2)	CHARLTON-r(2-1)	5/10	22-11	1	(3.5)	47,349	21	1,116,491							
34	SEA	9-5	W	ERICKSON-s(5-1)	DMartinez-s(1-3)	5/11	23-11	1	(3.5)	47,451	22	1,163,942							
35	Oak	5-1	W	KEY-S(7-0)	Karsay-s(0-4)	5/12	24-11	1	(4)	11,352	13	1,175,294							
36	Oak	7-3	W	MUSSINA-s(5-1)	Mohler-s(0-5)	5/13	25-11	1	(4)	14,584	14	1,189,878							
37	ANA	5-6	L	Boskie-r(1-2)	SPRINGER-r(1-1)	5/14	25-12	1	(3)	15,780	15	1,205,658							
38	ANA	2-3	L	Kameniecki-s(2-2)	DICKSON-s(6-1)	5/15	25-13	1	(2)	15,966	16	1,221,624							
39	SEA	6-3	W	ERICKSON-s(7-1)	DMartinez-s(1-4)	5/16	26-13	1	(3)	39,455	17	1,261,079							
40	SEA	4-3	W	KEY-S(8-0)	Sanders-s(0-5)	5/17	27-13	1	(3)	57,304	18	1,318,383							
41	SEA	8-7	W	OROSCO-r(1-0)	Charlton-r(2-3)	5/18	28-13	1	(4)	57,432	19	1,375,815							
42	DET	4-3	W	KAMENIECKI-s(3-2)	Oliver-s(2-3)	5/20	29-13	1	(5)	48,003	23	1,423,818							
43	DET	2-0	W	ERICKSON-s(8-1)	Thompson-c(4-3)	5/21	30-13	1	(6)	47,877	24	1,471,695							
44	Cle	1-6	L	Key-s(8-1)	OGEA-s(5-3)	5/23	30-14	1	(6.5)	41,154	20	1,512,849							
45	Cle	8-3	W	MUSSINA-s(6-1)	Kline-s(3-1)	5/24	31-14	1	(6.5)	41,040	21	1,553,889							
46	Cle	6-7	L	Rhodes-r(2-2)	NAGY-s(6-2)	5/25	31-15	1	(6)	42,944	22	1,596,833							
47	NYY	8-6	W	BOSKIE-r(2-2)	Pettite-s(6-3)	5/26	32-15	1	(6.5)	40,296	23	1,637,129							
48	NYY	10-6	W	KAMENIECKI-s(4-2)	Rogers-s(3-3)	5/27	33-15	1	(7.5)	29,392	24	1,666,521							
49	DET	8-1	W	KEY-S(9-1)	Moehler-s(3-4)	5/28	34-15	1	(8)	10,692	25	1,677,213							
50	CLE	3-0	W	MUSSINA-s(7-1)	Nagy-s(6-3)	5/30	35-15	1	(8.5)	47,759	25	1,724,972							
51	CLE	8-5	W	BOSKIE-r(3-2)	Mesa-r(0-3)	5/31	36-15	1	(8.5)	47,739	26	1,772,711							
52	NYY	7-5	W	MYERS-r(1-2)	Meier-r(0-3)	6/3	37-15	1	(8.5)	47,777	27	1,820,488							
53	NYY	9-7	W	OROSCO-r(2-0)	Nelson-r(2-5)	6/4	38-15	1	(9.5)	47,748	28	1,868,236							
54	Cws	3-7	L	ERICKSON-s(8-2)	DRABEK-s(5-4)	6/6	38-16	1	(8.5)	21,304	26	1,889,540							
55	Cws	0-1	L	Myers-r(1-3)	HERNANDEZ-r(4-1)	6/7	38-17	1	(7.5)	31,548	27	1,921,088							
56	Cws	2-1	W	KEY-S(10-1)	Darwin-s(2-3)	6/8	39-17	1	(7.5)	24,089	28	1,945,177							
57	Cws	10-2	W	MUSSINA-c(8-1)	Baldwin-s(3-8)	6/9	40-17	1	(8)	23,464	29	1,968,641							
58	Bos	7-2	W	ERICKSON-s(9-2)	Eshelman-s(0-1)	6/10	41-17	1	(8.5)	--	30	--							
59	Bos	4-2	W	RHODES-r(3-2)	Wakefield-s(2-5)	6/10	42-17	1	(8.5)	30,995	31	1,999,636							
60	Bos	1-10	L	Johnson-s(0-1)	GORDON-c(4-6)	6/11	42-18	1	(7.5)	26,479	32	2,026,115							
61	Bos	5-9	L	Kameniecki-s(4-3)	SELE-s(7-5)	6/12	42-19	1	(7)	24,970	33	2,051,085							
62	Atl	4-3	W	KEY-S(11-1)	Maddux	6/13	43-19	1	(8)	48,334	34	2,099,419							
63	Atl	6-4	W	RHODES-r(4-2)	Borowski-r(2-2)	6/14	44-19	1	(8.5)	47,344	35	2,146,763							
64	Atl	5-3	W	MATHEWS-r(1-1)	Wohlers-r(2-2)	6/15	45-19	1	(9)	48,088	36	2,194,851							
65	MON	4-6	L	Boskie-s(3-3)	HERMANSON-s(3-4)	6/16	45-20	1	(9)	47,557	37	2,242,408							
66	MON	5-4	W	KAMENIECKI-s(5-3)	Bullinger-s(4-6)	6/17	46-20	1	(9)	47,793	38	2,290,201							
67	MON	8-1	L	Key-s(11-2)	PEREZ-c(8-4)	6/18	46-21	1	(8)	47,448	31	2,337,649							
68	Tor	0-3	L	Mussina-s(8-2)	HENTGEN-c(6-3)	6/20	46-22	1	(7)	30,266	37	2,367,915							
69	Tor	5-1	W	ERICKSON-s(10-2)	Plesac-r(0-3)	6/21	47-22	1	(8)	40,139	38	2,408,054							
70	Tor	5-2	W	KAMENIECKI-s(6-3)	Person-s(2-5)	6/22	48-22	1	(9)	35,106	39	2,443,160							
71	Mil	0-5	L	Key-s(11-3)	D'AMICO-c(5-3)	6/23	48-23	1	(8)	16,304	40	2,459,464							
72	Mil	6-2	W	BOSKIE-s(4-3)	Karl-s(2-9)	6/24	49-23	1	(8)	14,007	41	2,473,471							
73	Mil	9-1	W	MUSSINA-c(9-2)	Eldred-s(7-8)	6/25	50-23	1	(8)	21,042	42	2,494,513							
74	Tor	0-3	L	ERICKSON-s(10-3)	CLEMENS-s(12-2)	6/26	50-24	1	(7.5)	47,617	32	2,542,130							
75	Tor	1-2	L	Kameniecki-s(6-4)	PERSON-s(3-5)	6/27	50-25	1	(6.5)	47,900	33	2,590,030							
76	Tor	2-5	L	Key-s(11-4)	WILLIAMS-s(3-7)	6/28	50-26	1	(6.5)	47,687	34	2,637,717							
77	TOR	2-3	L	Benitez-r(0-3)	ESCOBAR-s(1-0)	6/29	50-27	1	(5.5)	47,763	35	2,685,480							
78	PHI	8-1	W	MUSSINA-s(10-3)	Maduro-s(3-7)	6/30	51-27	1	(5.5)	47,837	36	2,733,317							
79	PHI	4-1	W	ERICKSON-s(11-2)	Beech-s(0-4)	7/1	52-27	1	(6.5)	47,610	37	2,780,927							
80	PHI	10-6	W	RHODES-r(5-2)	Spradlin-r(1-4)	7/2	53-27	1	(7.5)	47,785	38	2,828,712							
81	Det	10-1	W	KEY-S(12-4)	Lira-s(5-5)	7/3	54-27	1	(7.5)	13,209	43	2,841,921							
82	Det	4-3	W	RHODES-r(6-2)	Keagle-s(0-1)	7/4													

1997 ORIOLES TRANSACTIONS

January 9, 1997	Leroy McKinnis (CA)	Acquired from San Diego for OF Mark Smith
January 21, 1997	Brian Williams (RHP)	Signed to a minor league contract
January 22, 1997	Scott Kamieniecki (RHP)	Signed to a minor league contract
January 29, 1997	Ryan Minor (INF)	Signed to a minor league contract
January 30, 1997	Jeff Reboulet (INF)	Signed to a minor league contract
February 4, 1997	Jeffrey Hammonds (OF)	Signed a 1-year contract
February 14, 1997	Mike Mussina (RHP)	Signed a 1-year contract
February 25, 1997	Archie Corbin (RHP)	Signed a 1-year contract
	Julio Moreno (RHP)	Signed a 1-year contract
	Francisco Saneaux (RHP)	Signed a 1-year contract
	Rick Krivda (LHP)	Signed a 1-year contract
	Wady Almonte (OF)	Signed a 1-year contract
	Juan Bautista (INF)	Signed a 1-year contract
	Scott McClain (INF)	Signed a 1-year contract
March 3, 1997	Francisco Matos (INF)	Assigned to minor league camp
	Augie Ojeda (INF)	Assigned to minor league camp
	Drew Denson (1B)	Assigned to minor league camp
	Juan Bautista (INF)	Optioned to AAA Rochester
March 6, 1997	Chris Fussell (RHP)	Assigned to minor league camp
	Billy Percibal (RHP)	Assigned to minor league camp
	Sidney Ponson (RHP)	Assigned to minor league camp
	Alvie Shepherd (RHP)	Assigned to minor league camp
	Matt Snyder (RHP)	Assigned to minor league camp
	Brian Shouse (LHP)	Assigned to minor league camp
	Esteban Yan (RHP)	Optioned to AAA Rochester
	Shawn Boskie (RHP)	Purchased contract from Rochester; added to 40 man roster
March 12, 1997	Scott McClain (INF)	Outrighted to Rochester
	Danny Clyburn (OF)	Optioned to AAA Rochester
	Wady Almonte (OF)	Optioned to AA Bowie
	Eugene Kingsale (OF)	Optioned to AA Bowie
	Julio Moreno (RHP)	Optioned to AA Bowie
	Francisco Saneaux (RHP)	Optioned to A Frederick
	Ryan Minor (3B)	Assigned to minor league camp
	Melvin Rosario (CA)	Assigned to minor league camp
	Aaron Ledesma (INF)	Assigned to minor league camp
	Jimmy Haynes (RHP)	Optioned to AAA Rochester
March 20, 1997	Tom Davey (RHP)	Cleared waivers; offered back to Toronto
March 21, 1997	Nerio Rodriguez (RHP)	Optioned to AAA Rochester
	Giovanni Carrara (RHP)	Assigned to minor league camp
	Danny Magee (INF)	Cleared waivers; offered back to Atlanta
March 22, 1997	Hector Ramirez (RHP)	Acquired from New York Mets in exchange for INF Manny Alexander and INF Scott McClain
	Manny Alexander (INF)	Traded to New York Mets w/ Scott McClain in exchange for RHP Hector Ramirez
	Scott McClain (INF)	Traded to New York Mets w/ Manny Alexander in exchange for RHP Hector Ramirez
March 25, 1997	Hector Ramirez (RHP)	Optioned to AAA Rochester
	Brian Williams (RHP)	Assigned to minor league camp
	Tim Laker (CA)	Claimed off waivers from the Montreal Expos
March 31, 1997	Rocky Coppinger (RHP)	Placed on 15-day DL (inflamed right shoulder)
	Pete Incaviglia (OF)	Placed on 15-day DL (strained left hamstring)
	Jeff Reboulet (OF)	Added to 25-man roster
	Lenny Webster (CA)	Added to 25-man roster
	Jerome Walton (OF)	Added to 25-man roster
	Scott Kamieniecki (RHP)	Added to 25-man roster
	Tim Laker (CA)	Outrighted to AAA Rochester
	Kelly Gruber (INF)	Outrighted to AAA Rochester
April 3, 1997	Cai Ripken Jr. (3B)	Signed a 2-year contract extension with a club option for 2000 season.
April 7, 1997	Pete Incaviglia (OF)	Activated off DL list
	Tony Tarasco (OF)	Optioned to AAA Rochester
April 15, 1997	Alan Mills (RHP)	Placed on 15-day DL (retroactive to April 10)
	Rocky Coppinger (RHP)	Activated off DL list
April 25, 1997	Jerome Walton (OF)	Placed on 15-day DL
	Tony Tarasco (OF)	Recalled from AAA Rochester
May 10, 1997	Rocky Coppinger (RHP)	Optioned to AAA Rochester
	Brian Williams (RHP)	Purchased contract from AAA Rochester
May 11, 1997	Rocky Coppinger (RHP)	Voided option; placed on 15-day DL (retroactive to May 10-tender right elbow)
May 31, 1997	Jerome Walton (OF)	Transferred from 15-day DL to 60-day DL
	Eric Davis (OF)	Placed on 15-day DL (retroactive to May 26)
	David Dellucci (OF)	Purchased contract from AA Bowie
June 15, 1997	Alan Mills (RHP)	Activated off DL
	Brian Williams (RHP)	Optioned to AAA Rochester

June 16, 1997	Eric Davis (OF)	Transferred from 15-day DL to 60-day DL
	Chris Hoiles (CA)	Placed on 15 day DL (retroactive to June 17)
	Tim Laker (CA)	Purchased contract from AAA Rochester
June 27, 1997	Geronimo Berroa (OF)	Acquired from the Oakland Athletics in exchange for RHP Jimmy Haynes and PTBNL
	Jimmy Haynes (RHP)	Traded to Oakland Athletics with PTBNL in exchange for OF Geronimo Berroa
		Optioned to AA Bowie
June 29, 1997	David Dellucci (OF)	Designated for assignment
July 14, 1997	Pete Incaviglia (OF)	Rehab in AA Bowie
July 15, 1997	Chris Hoiles (CA)	Rehab in AA Bowie
	Rocky Coppinger (RHP)	Purchased contract from AAA Rochester
	Aaron Ledesma (SS)	Activated off DL
July 18, 1997	Chris Hoiles (CA)	Designated for assignment
	Tim Laker (CA)	Purchased contract from AAA Rochester
July 28, 1997	Rick Krivda (LHP)	Designated for assignment
	Mike Johnson (RHP)	Acquired from Chicago White Sox in exchange for PTBNL
July 29, 1997	Harold Baines (DH)	Placed on 15-day DL (strained right groin)
July 30, 1997	Roberto Alomar (2B)	Placed on 15-day DL (right elbow triceps tendinitis)
August 16, 1997	Shawn Boskie (RHP)	Recalled from AAA Rochester
August 18, 1997	Esteban Yan (RHP)	Recalled not to report and assigned to Chicago in PTBNL in Baines trade
	Juan Bautista (INF)	Activated off DL
August 26, 1997	Roberto Alomar (2B)	Optioned to AAA Rochester
	Esteban Yan (RHP)	Activated off DL
September 1, 1997	Shawn Boskie (RHP)	Activated off DL
	Jerome Walton (OF)	Recalled from AAA Rochester
	Brian Williams (RHP)	Traded to Oakland Athletics as PTBNL with Jimmy Haynes in exchange for OF Geronimo Berroa
September 2, 1997	Mark Seaver (RHP)	Recalled from AAA Rochester
September 4, 1997	Nerio Rodriguez (RHP)	Designated for assignment
September 8, 1997	Francisco Saneaux (RHP)	Recalled from AA Bowie
	David Dellucci (OF)	Purchased contract from AA Bowie
	Melvin Rosario (CA)	Claimed off waivers from the New York Mets
September 11, 1997	Charlie Greene (CA)	Transferred from 15-day DL to 60-day DL
	Rocky Coppinger (RHP)	Recalled from AAA Rochester
September 15, 1997	Esteban Yan (RHP)	Recalled from AAA Rochester
	Danny Clyburn (OF)	Activated off 15-day DL
	Eric Davis (OF)	Designated for assignment
	B.J. Waszgis (CA)	Filed for free agency
October 27, 1997	Randy Myers (LHP)	Filed for free agency
	Brady Anderson (OF)	Added to 40-man roster
	Rocky Coppinger (RHP)	Filed for free agency
October 29, 1997	Harold Baines (DH)	Acquired from Montreal Expos as PTBNL in Mike Johnson trade
October 31, 1997	Everett Stull (RHP)	
November 11, 1997	Ray Miller	Named as Orioles manager
	Mike Flanagan	Named as Orioles pitching coach
November 20, 1997	Jeff Reboulet (INF)	Agreed to terms on a one-year contract
November 24, 1997	Eddie Murray	Named as Orioles bench coach
November 25, 1997	Lenny Webster (CA)	Agreed to terms on a one-year contract with option for 1999
December 5, 1997	Scott Kamieniecki (RHP)	Agreed to terms on a two-year contract with option for 2000
December 7, 1997	Brady Anderson (OF)	Agreed to terms on a five-year contract
December 11, 1997	Doug Drabek (RHP)	Signed a one-year contract
December 12, 1997	Joe Carter (OF)	Signed a one-year contract
December 15, 1997	Norm Charlton (LHP)	Signed to minor league contract with ML invite
December 19, 1997	Harold Baines (DH)	Agreed to terms on a one-year contract
	Willis Otanez (3B)	Designated for assignment

1998 ORIOLES TRANSACTIONS

January 9, 1998	Norm Charlton (LHP)	Added to 40-man roster
	Hector Ramirez (RHP)	Designated for assignment
January 20, 1998	Carlos Casimiro (INF)	Agreed to terms on a one-year contract
	Chris Fussell (RHP)	Agreed to terms on a one-year contract
	Charlie Greene (CA)	Agreed to terms on a one-year contract
	Eugene Kingsale (OF)	Agreed to terms on a one-year contract
	Steve Montgomery (RHP)	Agreed to terms on a one-year contract
	Billy Percibal (RHP)	Agreed to terms on a one-year contract
	Sidney Ponson (RHP)	Agreed to terms on a one-year contract
January 29, 1998	Ozzie Guillen (INF)	Signed to minor league contract with ML invite
February 13, 1998	Rocky Coppinger (RHP)	Signed a one-year contract
	Julio Moreno (RHP)	Signed a one-year contract
February 17, 1998	Jeffrey Hammonds	Signed a 3-year contract through 2000 season

ORIOLES BATTING & PITCHING—1997

BATTING		AVG	G	AB	R	H	2B	3B	HR	RBI	SH	SF	HP	BB-1	SO	SB	CS	GI	E	SLG	OPS	
PLAYER																						
Alomar, R		.333	112	412	64	137	206	23	2	14	60	7	7	3	40-2	43	9	3	10	6	300	300
RIGHT		.218	55	125	13	31	13	1	0	0	2	2	1	0	5-0	7	1	1	1	1	236	276
LEFT		.350	357	125	193	22	2	14	58	5	6	3	35-2	36	9	1	1	1	1	1	541	408
Anderson, B		.288	151	590	97	170	277	39	7	18	73	2	1	19	84-6	105	18	12	1	3	3	3
Baines, H #		.301	137	452	55	136	207	23	0	16	67	0	3	0	55-1162	0	1	12	0	0	0	0
BAL		.291	44	134	15	39	56	5	0	4	15	0	1	0	14-1	15	0	0	0	3	0	0
Bermea, G #		.283	156	561	88	159	262	25	0	26	90	0	7	4	76-4	120	4	4	18	4	4	4
BAL		.260	83	300	48	78	121	13	0	10	48	0	6	3	40-2	62	1	2	6	3	403	341
Bordick, M		.236	153	509	55	120	162	19	1	7	46	12	4	2	33-1	66	0	2	23	13	13	20
Clyburn, D		.000	2	3	0	0	0	0	0	0	0	0	0	0	0-0	2	0	0	0	0	0	0
Davis, E		.304	42	158	29	48	83	11	0	8	25	0	3	1	14-0	47	6	0	2	0	0	0
Dellucci, D		.222	17	58	29	48	83	11	0	1	3	0	1	0	4-1	7	6	0	2	1	525	380
*Greene, C		.000	5	2	0	0	0	0	0	0	0	0	0	0	0-0	1	0	0	0	0	0	0
Hammonds, J		.264	118	397	71	105	193	19	3	21	55	0	2	3	32-1	73	15	1	6	5	300	300
Holles, C		.259	99	320	45	83	134	15	0	12	49	0	3	10	51-3	96	1	0	7	0	0	0
Incaviglia, P		.246	47	138	18	34	53	4	0	5	12	0	1	1	13-0	9	1	0	1	3	34	34
Ledesma, A		.352	43	88	24	31	44	5	1	2	11	1	1	1	13-0	9	1	0	1	3	300	300
Palmeiro, R		.254	158	614	95	156	298	24	2	38	110	0	6	5	67-7	109	5	2	14	19	445	445
Reboulet, J		.237	99	228	26	54	75	9	0	4	27	11	2	1	23-0	44	3	0	3	7	329	307
Ripken Jr, C		.270	162	615	79	166	247	30	0	17	84	0	10	5	56-3	73	1	0	19	22	402	401
Rosario, M		.000	4	3	0	0	0	0	0	0	0	0	0	0	0-0	1	0	0	0	0	0	0
RIGHT		.000	0	0	0	0	0	0	0	0	0	0	0	0	0-0	0	0	0	0	0	0	0
LEFT		.000	0	0	0	0	0	0	0	0	0	0	0	0	0-0	1	0	0	0	0	0	0
Surhoff, B		.284	147	528	80	150	242	30	4	18	88	3	10	5	49-1460	1	1	7	2	458	340	
Tarasco, T		.205	100	166	26	34	65	8	1	7	26	1	0	1	25-1	33	2	2	3	1	382	310
Walton, J		.294	26	68	6	20	30	1	0	3	9	2	0	0	4-0	10	0	0	3	0	441	311
Webster, L		.255	98	259	29	66	97	8	1	7	37	3	1	2	22-0	46	0	1	10	3	375	311
Erickson, S		.000	34	2	0	0	0	0	0	0	0	0	0	0	1-0	2	0	0	0	0	0	0
Kamienieck, S		.000	30	2	0	0	0	0	0	0	0	0	0	0	0-0	2	0	0	0	0	0	0
Key, J		.000	34	2	0	0	0	0	0	0	0	0	0	0	0-0	2	0	0	0	0	0	0
Mussina, M		.250	33	4	0	1	1	0	0	0	0	0	0	0	0-0	2	0	0	0	0	0	0
Orosco, J		.000	71	0	0	0	0	0	0	0	0	0	0	0	0-0	1	0	0	0	0	230	230
Rhodes, A		.000	54	1	0	0	0	0	0	0	0	0	0	0	0-0	1	0	0	0	0	0	0
PITCHERS		.091	162	11	0	1	1	0	0	0	3	0	0	0	2-0	8	0	0	1	0	030	080
BALTIMORE		.268	162	5584	812	2394	264	22	196	780	46	65	952	26	97	429	341	1	1	1	1	
OPPONENTS		.253	162	5540	681	2221	267	22	164	780	34	59	586	46	65	952	26	97	429	341	1	1
DH		.250	162	595	86	149	227	24	3	16	70	0	6	9	74-8	131	5	5	10	0	300	300

PITCHER	R/L	W	L	ERA	G	GS	CG	GFSHO	SV	IP	H	R	ER	HR	BB	IBB	SO	WPA	OWPA	CFP
Benitez, A	R	4	5	2.45	71	0	0	26	0	9	73.1	49	22	20	7	1	43	5	106	1
Boskie, S	R	6	6	6.43	28	9	0	8	0	1	77.0	95	57	55	14	2	26	1	50	1
Coppinger, J	R	1	1	6.30	5	4	0	1	0	0	20.0	21	14	14	2	1	16	1	22	1
Erickson, S	R	16	7	3.69	34	33	0	2	0	221.2	218	0	91	16	5	81	5	131	11	257
Johnson, M	R	0	1	7.94	14	5	0	5	0	2	39.2	52	36	35	12	1	16	2	29	1
Kamienieck, S	R	10	6	4.01	30	30	0	0	0	179.1	179	83	80	24	4	67	2	109	5	317
Key, J	L	16	10	3.43	34	34	1	0	1	210.1	210	90	81	24	5	82	1	141	4	381
Krivid, R	L	4	2	6.30	10	10	0	0	0	50.0	67	36	35	7	0	18	1	29	0	228
Mathews, T	R	4	4	4.41	57	0	0	19	0	1	63.1	63	35	31	8	0	36	2	39	3
Mills, A	R	2	3	4.89	39	0	0	11	0	38.2	41	23	21	5	1	33	1	32	2	267
Mussina, M	R	15	8	3.2	33	33	4	0	1	224.2	197	87	80	27	3	54	3	216	5	234
Myers, R	L	2	3	1.51	61	0	0	57	0	45	59.2	47	12	10	2	0	22	2	56	3
Orosco, J	L	6	3	2.32	71	0	0	12	0	50.1	29	13	13	6	0	30	0	46	1	118
Rhodes, A	L	10	3	3.02	53	0	0	8	0	1	95.1	75	32	32	9	4	26	5	102	2
Rodriguez, N	R	2	1	4.91	6	2	0	1	0	22.0	21	15	12	2	1	8	1	10	0	220
Williams, B	R	0	0	3.00	13	0	0	8	0	24.0	20	8	8	0	0	18	0	14	1	220
Yan, E	R	0	1	15.83	3	2	0	0	0	9.2	20	18	17	3	2	7	0	4	1	217
BALTIMORE		98	64	3.91	162	162	8	54	10	59	1461.0	1404	681	635	164	30	563	311	39	43
OPPONENTS		64	98	4.56	162	162	12	50	6	33	1443.1	1498	812	731	196	65	586	44	852	51

1997 MAJOR LEAGUE STANDINGS

AL EAST	WON	LOST	PCT.	GB	HOME	ROAD	vs EAST	vs CENT	vs WEST	vs NL
BALTIMORE	98	64	.605	-	46-35	52-29	25-23	33-22	32-12	8-7
NEW YORK	96	66	.593	2	47-33	49-33	29-19	38-17	24-20	5-10
DETROIT	79	83	.488	19	42-39	37-44	21-27	26-29	24-20	8-7
BOSTON	78	84	.481	20	39-42	39-42	22-26	28-27	22-22	8-7
TORONTO	76	86	.469	22	42-39	34-47	23-25	29-26	20-24	4-11
AL CENTRAL	WON	LOST	PCT.	GB	HOME	ROAD	vs EAST	vs CENT	vs WEST	vs NL
CLEVELAND	96	75	.534	-	44-37	42-38	27-28	31-16	19-25	9-6
CHICAGO	80	81	.497	6	45-36	35-45	25-30	26-21	21-23	5-7
MILWAUKEE	78	83	.484	8	47-33	31-50	27-28	22-25	21-23	6-7
MINNESOTA	68	94	.420	18.5	35-46	33-48	17-38	22-26	22-22	7-8
KANSAS CITY	67	94	.416	19	33-47	34-47	25-30	17-30	19-25	6-9
AL WEST	WON	LOST	PCT.	GB	HOME	ROAD	vs EAST	vs CENT	vs WEST	vs NL
SEATTLE	90	72	.556	-	45-36	45-36	30-25	32-23	21-15	7-8
ANAHEIM	84	78	.519	6	46-36	38-42	25-30	30-25	25-11	4-11
TEXAS	77	85	.475	13	39-42	38-43	21-34	31-24	15-21	10-6
OAKLAND	65	97	.401	25	35-46	30-51	22-33	25-30	11-25	7-9
NL EAST	WON	LOST	PCT.	GB	HOME	ROAD	vs EAST	vs CENT	vs WEST	vs AL
ATLANTA	101	61	.623	-	50-31	51-30	29-19	38-17	26-18	8-7
FLORIDA	92	70	.568	9	52-29	40-41	25-23	34-21	21-23	12-3
NEW YORK	88	74	.543	13	50-31	38-43	29-19	34-21	18-26	7-8
MONTREAL	78	84	.481	23	45-36	33-48	18-30	26-29	22-22	12-3
PHILADELPHIA	68	94	.420	33	38-43	30-51	19-29	26-29	18-26	5-10
NL CENTRAL	WON	LOST	PCT.	GB	HOME	ROAD	vs EAST	vs CENT	vs WEST	vs AL
HOUSTON	84	78	.519	-	46-35	38-43	27-28	31-17	22-22	4-11
PITTSBURGH	79	83	.488	5	43-38	36-45	26-29	24-24	22-22	7-8
CINCINNATI	76	86	.469	8	40-41	36-45	23-32	24-24	20-24	9-6
ST. LOUIS	73	89	.451	11	41-40	32-49	21-34	20-28	24-20	8-7
CHICAGO	68	94	.420	16	42-39	29-55	20-35	21-27	18-26	9-6
NL WEST	WON	LOST	PCT.	GB	HOME	ROAD	vs EAST	vs CENT	vs WEST	vs AL
SAN FRANCISCO	90	72	.556	-	48-33	42-39	31-24	27-28	22-14	10-6
LOS ANGELES	88	74	.543	2	47-34	41-40	32-23	29-26	18-18	9-7
COLORADO	83	79	.512	7	47-34	36-45	30-25	31-24	19-23	9-7
SAN DIEGO	76	86	.469	14	39-42	37-44	22-33	27-28	13-17	8-8

ORIOLES FIELDING—1997

PITCHERS	T	PCT	G	GS	PO	A	E	TC	DP	
Beritez, A	R	1.000	71	0	1	3	0	4	0	
Buckie, S	R	1.000	28	9	6	11	0	17	1	
* Coppinger, J	R	1.000	5	4	1	1	0	2	0	
Erickson, S	R	.909	34	33	17	43	6	66	6	
Johnson, M	R	1.000	14	5	3	4	0	7	1	
Kamienieck, S	R	.938	30	30	15	30	3	48	4	
Key, J	L	.961	34	34	12	37	2	51	2	
Krivid, R	R	1.000	10	10	6	5	0	11	1	
Mathews, T	R	.938	57	0	5	10	1	16	0	
Miller, A	R	.778	39	0	3	4	2	9	0	
Mussina, M	R	1.000	33	33	18	25	0	43	0	
Myers, R	R	1.000	61	0	1	3	0	4	0	
Orosco, J	L	1.000	71	0	3	6	0	9	0	
Rhodes, A	R	.952	53	0	4	16	1	21	1	
Rodriguez, N	R	1.000	6	2	0	5	0	5	0	
Williams, B	R	1.000	13	0	1	2	0	3	0	
Yan, E	R	.000	3	2	0	0	0	0	0	
CATCHERS	T	PCT	G	GS	PO	A	E	TC	DP	PB
Greene, C	R	1.000	4	0	4	0	0	4	0	0
Holles, C	R	1.000	87	85	602	28	0	630	4	3
Laker, T	R	.966	7	4	28	0	1	29	0	0
Rosario, M	R	.875	4	0	7	0	1	8	0	0
Weststar, L	R	.995	97	73	532	36	3	571	5	4
FIRST BASEMEN	T	PCT	G	GS	PO	A	E	TC	DP	
Holles, C	R	1.000	4	3	20	3	0	23	1	
Ledesma, A	R	1.000	5	3	30	1	0	31	4	
Palmaro, R	L	.993	155	151	1304	112	10	1426	124	
Surhoff, B	R	1.000	3	3	21	3	0	24	4	
Walton, J	R	1.000	5	2	23	1	0	24	1	
SECOND BASEMEN	T	PCT	G	GS	PO	A	E	TC	DP	
Alomar, R	R	.988	109	103	203	300	6	509	66	
Ledesma, A	R	.973	22	15	32	41	2	75	8	
Reboullet, J	R	.977	63	44	83	130	5	218	28	
THIRD BASEMEN	T	PCT	G	GS	PO	A	E	TC	DP	
Holles, C	R	.000	1	0	0	0	0	0	0	
Ledesma, A	R	.923	11	0	5	7	1	13	1	
Reboullet, J	R	.875	12	0	1	6	1	8	0	
Ripken Jr, C	R	.949	162	162	98	314	22	434	25	
Surhoff, B	R	1.000	3	0	0	2	0	2	1	
SHORTSTOP	T	PCT	G	GS	PO	A	E	TC	DP	
Bordick, M	R	.980	153	151	223	425	13	661	95	
Ledesma, A	R	1.000	4	0	1	2	0	3	0	
Reboullet, J	R	.979	22	11	20	27	1	48	4	
Ripken Jr, C	R	1.000	3	0	2	0	0	2	0	
OUTFIELDERS	T	PCT	G	GS	PO	A	E	TC	DP	
Anderson, B	L	.989	124	123	277	2	3	282	0	
Berroe, G	R	.973	83	82	141	2	4	147	0	
Cyburn, D	R	.000	1	0	0	0	0	0	0	
Davis, E	R	.975	30	29	39	0	1	40	0	
Dellucci, D	L	1.000	9	4	19	1	0	20	0	
Hammonds, J	R	.980	114	99	240	4	5	249	0	
Incaviglia, P	R	.952	18	10	20	0	1	21	0	
Reboullet, J	R	1.000	1	1	2	0	0	2	0	
Surhoff, B	R	.992	133	128	247	11	2	260	3	
Tarasco, T	R	.991	81	39	105	4	1	110	1	
Walton, J	R	1.000	19	13	29	0	0	29	0	
Berroe, G - BAL	R	.959	40	40	70	1	3	74	0	

ORIOLES PINCH-HITTING STATISTICS

PLAYER	1997					CAREER				
	AVG	AB	H	HR	RBI	AVG	AB	H	HR	RBI
Alomar	.400	5	2	0	0	.250	16	4	0	1
Anderson	.000	2	0	0	0	.226	53	12	0	3
Baines*	.667	9	6	0	2	.374	123	46	3	36
Berroa*	.250	4	1	0	0	.207	87	18	0	2
Clyburn	.000	1	0	0	0	.000	1	0	0	0
Davis	.000	1	0	0	0	.122	49	6	1	0
Dellucci	.250	4	1	0	0	.250	4	1	0	0
Greene	.000	1	0	0	0	.000	1	0	0	0
Hammonds	.333	6	2	0	0	.375	16	6	0	3
Holles	.000	1	0	0	0	.111	27	3	1	3
Incaviglia	.200	10	2	0	0	.233	104	24	4	20
Ledesma	.250	4	1	1	0	.250	4	1	0	0
Palmeiro	.000	2	0	0	1	.167	48	8	2	9
Reboullet	.182	11	2	0	2	.244	41	10	1	7
Surhoff	.000	2	0	0	0	.197	61	12	0	0
Tarasco	.176	17	3	0	5	.222	90	20	1	11
Walton	.000	7	0	0	0	.182	77	14	1	5
Webster	.000	1	0	0	1	.149	47	7	0	8
TEAM	.227	88	20	1	11					

* with Orioles only

ORIOLES DESIGNATED HITTING STATISTICS

BATTER	1997					CAREER				
	AVG	G	AB	H	RBI	AVG	G	AB	H	RBI
Alomar	.000	2	2	0	0	.304	13	46	14	2
Anderson	.366	25	93	34	3	.331	51	124	41	3
Baines*	.264	35	125	33	4	.292	1331	4763	1381	190
Berroa*	.244	42	156	38	4	.286	238	1077	308	50
Davis	.116	12	43	5	0	.135	15	52	7	0
Dellucci	.000	5	7	0	0	.000	5	7	0	0
Hammonds	.400	4	5	2	0	.400	14	10	4	0
Holles	.130	8	23	3	0	.176	40	108	19	3
Incaviglia*	.236	25	89	21	3	.220	147	507	112	18
Palmeiro	.333	3	12	4	0	.219	22	64	14	3
Surhoff	.226	9	31	7	2	.293	167	215	63	5
Tarasco	.000	2	0	0	0	.059	8	17	1	0
Walton	.250	2	4	1	0	.250	2	4	1	0
Webster	.000	1	1	0	0	.200	2	5	1	0
TEAM	.250	175	591	148	16	.270				

* with Orioles only

AMERICAN LEAGUE 1997 CLUB HOME RUNS AT EACH PARK

	ANA	BAL	BOSC	WAS	CLE	DET	KC	MIL	MIN	NYOAK	SEA	TEX	TOR	NL	'97 TOT	'96 TOT
Anaheim	87	5	5	1	7	5	5	5	3	4	8	7	5	7	161	192
Baltimore	6	107	5	2	6	11	7	12	7	6	8	5	5	3	196	257
Boston	6	10	90	3	9	3	5	10	4	4	5	11	7	11	185	209
Chicago	4	5	4	73	11	4	10	7	8	5	4	5	8	3	158	195
Cleveland	11	5	8	9	96	6	4	16	6	10	10	9	12	6	220	218
Detroit	11	6	6	6	5	98	11	3	6	5	9	2	2	3	176	204
Kansas City	8	6	1	6	4	4	88	5	5	6	3	7	4	4	156	123
Milwaukee	10	6	1	7	9	9	5	56	3	3	3	6	5	6	135	178
Minnesota	6	2	0	7	5	5	4	9	59	9	4	9	4	1	132	118
New York	8	5	5	6	6	13	10	4	8	75	3	6	8	3	161	162
Oakland	3	5	4	9	7	7	6	4	5	2	107	10	9	6	13	197
Seattle	10	12	2	7	4	8	8	9	18	8	14	131	9	9	15	264
Texas	17	2	6	9	8	6	7	4	8	1	10	6	95	2	6	187
Toronto	9	8	6	2	3	8	9	2	6	2	6	4	8	68	6	147
NL	14	12	9	4	5	2	3	2	5	6	9	15	5	8	0	99
Totals	210	196	152	151	185	189	182	148	151	146	203	233	186	140	104	2576
'96 Totals	227	229	214	166	177	230	140	186	182	152	215	237	198	189		2742

ORIOLES VS. OPPONENTS IN 1997

	HOME		ROAD		TOTALS	
	W	L	W	L	W	L
VS. BOSTON	2	4	3	3	5	7
VS. DETROIT	3	3	3	3	6	6
VS. NEW YORK	3	3	5	1	8	4
VS. TORONTO	2	4	4	2	6	6
TOTALS VS. EAST	10	14	15	9	25	23
VS. CHICAGO	2	3	3	3	5	6
VS. CLEVELAND	4	2	2	3	6	5
VS. KANSAS CITY	3	2	4	2	7	4
VS. MILWAUKEE	1	4	4	2	5	6
VS. MINNESOTA	5	0	5	1	10	1
TOTALS VS. CENTRAL	15	11	18	11	33	22
VS. ANAHEIM	5	1	2	3	7	4
VS. OAKLAND	3	2	5	1	8	3
VS. SEATTLE	3	3	4	1	7	4
VS. TEXAS	5	0	5	1	10	1
TOTALS VS. WEST	16	6	16	6	32	12
TOTALS VS. AL	41	31	49	26	90	57
VS. ATLANTA	0	0	3	0	3	0
VS. FLORIDA	0	0	0	3	0	3
VS. MONTREAL	1	2	0	0	1	2
VS. NEW YORK	1	2	0	0	1	2
VS. PHILADELPHIA	3	0	0	0	3	0
TOTALS VS. NL	5	4	3	3	8	7
OVERALL TOTALS	46	35	52	29	98	64

206

1997 ORIOLES MISCELLANEOUS TEAM PITCHING STATISTICS

	ERA	W	L	Sv	SvOp	GS	CG	IP	H	R	ER	HR	TBB	IBB	SO
Total	3.91	98	64	59	69	162	8	1461.0	1404	681	635	164	563	31	1139
ST	4.19	65	400	0	0	162	8	983.1	996	490	458	115	335	15	701
REL	3.33	33	24	59	69	0	0	477.2	408	191	177	49	228	16	438
Home	3.98	46	35	27	33	81	4	741.0	717	351	328	89	276	9	575
Away	3.84	52	29	32	36	81	4	720.0	687	330	307	75	287	22	564
April	3.86	16	7	13	14	23	1	209.2	184	94	90	21	90	7	168
May	3.20	20	8	13	15	28	1	250.0	219	100	89	28	92	1	169
June	3.35	15	12	9	11	27	2	244.1	224	95	91	23	86	7	199
July	3.90	16	11	7	8	27	1	247.0	265	114	107	35	91	7	202
August	3.90	18	10	11	12	28	1	254.0	230	117	110	31	95	4	224
September	5.20	13	16	6	9	29	2	256.0	282	161	148	26	109	5	177
Grass	4.07	85	60	50	60	145	7	1307.0	1274	631	591	147	517	28	1013
Turf	2.57	13	4	9	9	17	1	154.0	130	50	44	17	46	3	126
Day	4.15	33	20	19	24	53	5	479.0	478	237	221	62	184	9	387
Night	3.79	65	44	40	45	109	3	982.0	926	444	414	102	379	22	752
vs. Bos	5.17	5	7	3	4	12	0	108.0	134	64	62	16	41	3	70
vs. Ana	3.80	7	4	5	5	11	0	97.0	88	43	41	10	38	2	56
vs. CHA	4.35	5	6	4	4	11	1	99.1	105	49	48	10	36	4	80
vs. Cle	3.51	6	5	2	2	11	1	95.0	94	41	37	7	41	2	60
vs. Del	5.35	6	6	4	6	12	0	106.0	109	68	63	15	53	2	89
vs. KC	3.97	7	4	5	5	11	0	99.2	94	50	44	12	38	2	87
vs. Mil	3.99	5	6	4	5	11	1	97.0	103	45	43	10	30	1	79
vs. Min	2.14	10	1	9	10	11	1	101.0	70	24	24	8	28	2	107
vs. NYA	6.17	8	4	4	5	12	2	108.0	123	82	74	12	54	3	73
vs. Oak	1.80	8	3	3	4	11	1	100.0	67	23	20	7	32	0	85
vs. Sea	3.88	7	4	4	5	11	1	101.0	85	36	36	6	42	4	90
vs. Tex	3.21	10	6	2	2	12	0	108.0	89	37	32	12	38	1	74
vs. Tor	2.72	6	62	2	12	0	0	31.0	24	10	10	4	12	2	33
vs. Atl	2.90	3	0	3	4	3	0	27.0	26	11	10	4	12	1	19
vs. Mon	3.33	1	2	1	1	3	0	30.0	36	20	20	4	14	1	13
vs. NYN	6.00	1	0	1	3	0	0	27.0	25	8	7	4	6	0	21
vs. Phi	2.33	3	0	1	3	0	0	26.0	30	20	20	4	12	0	20
vs. Fla	6.92	0	30	1	3	0	0								
Pre-All Star	3.63	55	30	37	43	85	4	764.0	693	331	308	85	300	17	588
Post-All Star	4.22	43	34	22	26	77	4	697.0	711	350	327	79	263	14	551


OPPOSING BATTERS VS. ORIOLES PITCHING

	AVG	AB	R	H	2B	3B	HR	RBI	SB	CS	TBB	SO	OBP	SLG
Total	.253	5540	681	1404	267	29	164	650	149	50	563	1139	.323	.401
vs. Left	.250	2244	—	561	115	14	73	280	67	17	264	422	.329	.411
vs. Right	.256	3296	—	843	152	15	91	370	82	33	299	717	.319	.394
ST	.263	3785	490	996	190	21	115	434	89	38	335	701	.324	.416
REL	.232	1755	191	408	77	8	49	216	60	12	228	438	.320	.369
Home	.254	2819	351	717	124	9	89	335	84	26	276	575	.322	.399
Away	.252	2721	330	687	143	20	75	315	65	24	287	564	.324	.402
None on	.262	3201	—	838	161	19	83	83	0	0	279	662	.324	.402
Runners on	.242	2339	—	566	106	10	81	567	149	50	284	477	.322	.400
None on/out	.267	1411	—	377	69	8	38	38	0	0	103	270	.318	.408
Scoring Posn	.229	1335	—	306	60	6	46	479	42	12	200	285	.324	.387
Pre-All Star	.242	2864	331	693	127	13	85	315	82	28	300	588	.314	.384
Post-All Star	.266	2676	350	711	140	16	79	335	67	22	263	551	.333	.419

1997 MISCELLANEOUS TEAM BATTING STATISTICS

Total	AVG	AB	R	H	2B	3B	HR	RBI	SB	CS	TBB	SO	OBP	SLG
	.268	5584	812	1498	264	22	196	780	63	26	586	952	.341	.428
vs. Left	AVG	AB	R	H	2B	3B	HR	RBI	SB	CS	TBB	SO	OBP	SLG
vs. Right	.258	1800	—	465	80	6	61	237	15	8	175	315	.329	.411
	.273	3784	—	1033	184	16	135	543	48	18	411	637	.347	.437
Home	.265	2691	389	712	108	5	107	374	33	14	271	470	.337	.426
Away	.272	2893	423	786	156	17	89	406	30	12	315	482	.346	.430
None on	.260	3144	—	817	147	10	112	112	0	0	288	554	.327	.420
Runners on	.279	2440	—	681	117	12	84	668	63	26	298	398	.359	.440
April	.295	808	132	238	34	3	29	124	11	4	84	116	.363	.452
May	.269	944	158	254	40	4	37	153	17	6	114	177	.353	.438
June	.251	938	110	235	40	2	24	104	12	4	92	173	.321	.374
July	.267	950	143	254	46	6	37	139	8	7	86	139	.332	.445
August	.258	943	133	243	48	4	34	130	8	2	98	158	.332	.423
September	.274	1001	136	274	58	3	35	130	7	3	112	189	.349	.443
None on/out	AVG	AB	R	H	2B	3B	HR	RBI	SB	CS	TBB	SO	OBP	SLG
Scoring Posn	.261	1396	—	364	63	5	54	54	0	0	111	240	.321	.429
ScPos/2 Out	.264	1360	—	359	72	6	36	552	17	4	208	234	.360	.466
	.243	653	—	159	35	5	20	229	2	0	110	123	.366	.404
Close & Late	.258	855	—	221	32	1	27	122	16	4	112	184	.347	.380
Bases Loaded	.318	148	—	47	11	1	6	135	0	0	12	32	.362	.527
Batting #1	.297	664	111	197	42	9	21	83	20	12	90	104	.394	.482
Batting #2	.297	663	105	197	35	4	16	81	14	2	66	100	.360	.434
Batting #3	.254	665	97	169	27	2	31	103	5	2	64	139	.320	.441
Batting #4	.253	640	92	162	31	1	25	92	5	2	75	107	.334	.422
Batting #5	.304	631	102	192	39	2	31	121	3	1	58	85	.360	.520
Batting #6	.269	606	89	163	23	2	27	93	6	2	63	95	.344	.447
Batting #7	.244	579	84	141	23	0	23	76	9	1	66	112	.328	.402
Batting #8	.253	570	70	144	22	1	15	76	1	2	61	120	.331	.374
Batting #9	.235	566	62	133	22	1	7	55	0	2	43	90	.289	.314
As p	.091	11	0	1	0	0	0	0	0	0	2	8	.231	.091
As c	.251	561	69	141	20	1	16	76	1	1	63	131	.338	.376
As 1b	.262	646	105	169	29	2	43	123	4	1	70	114	.336	.512
As 2b	.309	638	99	197	33	3	18	86	12	3	67	82	.373	.455
As 3b	.273	627	83	171	30	0	18	85	1	0	59	74	.336	.407
As ss	.239	553	61	132	21	1	7	55	0	2	37	75	.288	.318
As lf	.274	616	85	169	32	4	24	102	5	1	50	76	.330	.456
As cf	.281	655	110	184	40	7	23	76	22	10	83	112	.374	.469
As rf	.276	601	103	166	30	1	30	97	12	3	74	129	.357	.479
All OF	.277	1872	298	519	102	12	77	275	39	14	207	317	.354	.468
All DH	.250	595	85	149	24	3	16	70	4	5	74	131	.339	.382
All PH	.222	90	10	20	5	0	1	11	1	0	8	23	.283	.311
As pr	.000	0	2	0	0	0	0	0	1	0	0	0	.000	.000
Grass	.267	4960	728	1324	233	18	181	699	54	21	51	836	.341	.431
Turf	.279	624	84	174	31	4	15	81	9	5	68	116	.348	.413
Day	.279	1839	299	513	83	9	88	288	26	9	245	320	.366	.477
Night	.263	3745	513	985	181	13	108	492	37	17	341	632	.329	.405
Inning 1-6	.272	3769	556	1027	191	19	139	537	45	19	382	588	.344	.444
Inning 7+	.260	1815	256	471	73	3	57	243	18	7	204	364	.336	.397
vs. Bos	.280	432	64	121	26	2	15	61	5	1	31	51	.335	.454
vs. Ana	.269	364	50	98	21	3	12	49	4	1	42	54	.345	.442
vs. CHA	.257	381	41	98	20	0	9	39	6	3	41	51	.329	.381
vs. Cle	.275	357	52	98	18	0	14	51	4	2	50	70	.366	.443
vs. Det	.260	411	72	107	17	4	18	71	4	1	45	76	.342	.453
vs. KC	.255	372	53	95	17	0	13	50	2	2	32	70	.320	.406
vs. Mil	.236	368	43	87	17	0	16	41	2	1	28	63	.294	.413
vs. Min	.261	379	54	99	12	3	14	54	5	2	34	55	.323	.420
vs. NYA	.291	433	74	126	25	2	12	70	7	0	48	70	.365	.441
vs. Oak	.292	384	68	112	24	3	15	66	5	1	50	49	.384	.487
vs. Sea	.252	369	58	93	14	2	12	56	6	5	52	88	.344	.398
vs. Tex	.303	393	67	119	17	1	14	62	4	4	36	59	.364	.458
vs. Tor	.263	414	47	109	23	0	12	43	4	2	35	93	.319	.406
vs. Atl	.223	112	15	25	3	1	3	13	1	1	12	28	.305	.348
vs. Mon	.276	98	9	27	3	0	3	9	1	0	8	16	.327	.398
vs. NYN	.225	111	11	25	1	0	5	11	1	0	9	18	.295	.369
vs. Phi	.304	102	22	31	4	0	6	22	2	0	18	16	.415	.520
vs. Fla	.269	104	12	28	2	1	3	12	0	0	15	25	.367	.394
Pre-All Star	.272	2939	450	800	127	13	103	430	42	14	322	504	.349	.429
Post-All Star	.264	2645	362	698	137	9	93	350	21	12	264	448	.333	.428

ORIOLES VS. OPPONENTS



Ken Griffey, Jr. of the Seattle Mariners, was the American League MVP of 1997.

Orion vs.
Opponents

WON-LOST RECORDS VS. EACH OPPONENT

VS. OPPONENT	HOME			ROAD			TOTAL		
	W	L	PCT.	W	L	PCT.	W	L	PCT.
Anaheim-1	149	93	.616	128	118	.520	277	211	.568
Atlanta	0	0	-	3	0	1.000	3	0	1.000
Boston	178	175	.504	155	193	.445	333	368	.475
Chicago	176	135	.566	149	163	.478	325	298	.522
Cleveland	184	168	.523	163	188	.464	347	356	.494
Detroit	191	163	.540	180	179	.501	371	342	.520
Florida	0	0	1.000	0	3	.000	0	3	.000
Kansas City	100	64	.610	82	82	.500	182	146	.555
Milwaukee	109	74	.596	107	84	.560	216	158	.578
Minnesota	135	99	.577	120	121	.498	255	220	.537
Montreal	1	2	.333	0	0	.000	1	2	.333
New York Mets	1	2	.333	0	0	.000	1	2	.333
New York Yankees	177	175	.503	168	188	.472	345	363	.487
Oakland	93	83	.528	105	81	.565	198	164	.547
Philadelphia	3	0	1.000	0	0	.000	3	0	1.000
Seattle	72	50	.590	64	54	.542	136	104	.567
Texas	81	62	.566	91	53	.632	172	115	.599
Toronto	77	58	.570	62	67	.481	139	125	.527

(Figures include only teams at present locations)

* Tie Games: The Orioles have played 10 tie games, all in Baltimore (one in '96 and '82, and 8 others between '55 and '64). Most were Baltimore curfew related. Those curfews, which prohibited starting an inning after 11:59 p.m. six days a week and required the immediate suspension of play at 11:59 p.m. on Saturdays, are no longer in effect.

The ties were played against: Chicago-4, Kansas City A's-2, Milwaukee-1, New York-1, Oakland-1 and Texas-1

Legend: 1- includes Los Angeles, '61-'65; and California, '66-'96

ORIOLES WON-LOST RECORDS IN DIFFERENT BALLPARKS

ANAHEIM	Wrigley Field, LA (6-4, '61)...Dodger Stadium (15-20, '62-'65)...Anaheim Stadium (107-94, '66-'97, and 1-1 in '79 ALCS).
ATLANTA	Turner Field (3-0, '97).
BOSTON	Fenway Park (155-193, '54-'97).
CHICAGO	Old Comiskey Park (129-144, '54-'90, including 2-0 in '83 ALCS)...New Comiskey Park (18-19, '91-'96)...Milwaukee County Stadium (2-0, 5/28/68 & 9/1/69).
CLEVELAND	Municipal Stadium (157-173, '54-'93)...Jacobs Field (6-15, '94-'97, including 1-1 in the '96 Division Series and 1-2 in the '97 ALCS).
DETROIT	Tiger Stadium (180-179, '54-'97).
FLORIDA	Pro Player Stadium (0-3, '97).
KANSAS CITY	Municipal Stadium vs. both A's and Royals (93-71, '54-'67 and '69-'72; vs. Royals only, 17-7, '69-'72)...Ewing Kauffman Stadium (65-75, '73-'97).
MILWAUKEE	County Stadium (107-84 vs. Brewers, '70-'97; 2-0 vs. Chicago White Sox, 5/28/68 and 9/1/69).
MINNESOTA	Metropolitan Stadium (77-68, '61-'81, including 3-0 in the '69 and '70 ALCS)...Hubert H. Humphrey Metrodome (43-53, '82-'97).
NEW YORK	Yankee Stadium (91-100, '54-'73)...New Yankee Stadium (68-79, '76-'97, including 1-1 in 1996 ALCS)...Shea Stadium (9-9 vs. Yankees in '74 and '75; 0-3 in '69 World Series vs. Mets).
OAKLAND	Oakland-Alameda County Coliseum (105-81, '68-'97; 3-3 in the '71, '73, and '74 ALCS).
PHILADELPHIA	Connie Mack Stadium (2-9, '54).
SEATTLE	Sicks' Stadium (5-1, '69)...Kingdome (64-54, '77-'97).
TEXAS	Arlington Stadium (81-46, '72-'93)...The Ballpark in Arlington (10-7, '94-'97).
TORONTO	Exhibition Stadium (35-41, '77-'88)...SkyDome (27-26, '89-'97).
WASHINGTON	Griffith Stadium vs. both DC franchises (51-34, '54-'61) — 44-33 vs. original Senators and 7-1 vs. expansion Senators...Robert F. Kennedy Stadium (58-32, '62-'71)...NOTE: The Orioles had a combined overall record of 224-126 (.640) vs. the two Washington franchises and 109-66 (.623) in Washington only.

ORIOLES WON-LOST RECORDS VS. MULTI-CITY FRANCHISES

ANAHEIM	Los Angeles (49-41, '61-'65)...Anaheim (228-170, '66-'97, not including 3-1 in the 1979 ALCS).
MILWAUKEE	Seattle Pilots (9-3, '69)...Brewers (216-158).
MINNESOTA	Washington Senators (89-65, '54-'60)...Twins (255-220, '61-'97, not including 6-0 in '69 and '70 ALCS).
OAKLAND	Philadelphia A's (10-12, '54)...Kansas City A's (151-104, '55-'67)...Oakland A's (198-164, '68-'97, not including 3-3 in the '71, '73 and '74 ALCS).
TEXAS	Washington Senators (135-61, '61-'71)...Rangers (172-115, '72-'97).

ORIOLES VS. OPPONENTS

ANAHEIM ANGELS

2000 Gene Autry Way
Anaheim, CA 92806
(714) 940-2000

Edison International Field of Anaheim (1966)
Seating Capacity: 45,050
Dimensions (L-R) - 330-406-330

Angels Hotel in Baltimore: Baltimore Hilton & Towers (410) 539-8400
Baltimore Hotel in Anaheim: Doubletree (714) 634-4500
Director of Communications: Bill Robertson
Manager of Media Services: Larry Babcock
Traveling Secretary: Tom Taylor
Manager: Terry Collins

1997 RESULTS:

Date	At	W/L	Score
5/5	BAL	L	2-7
5/6	BAL	W	8-4
5/7	BAL	W	3-0
5/14	ANA	L	5-6
5/15	ANA	L	2-3
8/8	ANA	W	6-2
8/9	ANA	L	3-4
8/10	ANA	W	4-3
8/16	BAL	W	10-9
8/17	BAL	W	5-4
8/18	BAL	W	2-1

1998 SCHEDULE: SWEEPS:

Date	At	Time
4/20	ANA	10:05 PM
4/21	ANA	10:05 PM
4/22	ANA	10:35 PM
4/27	BAL	7:05 PM
4/28	BAL	7:05 PM
7/17	ANA	10:05 PM
7/18	ANA	10:05 PM
7/19	ANA	8:05 PM
9/11	BAL	7:05 PM
9/12	BAL	7:05 PM
9/13	BAL	1:35 PM

Last BAL sweep at home:
3 game: 8/16 - 8/18/97
4 game: 9/24-9/26/95
Last BAL sweep at ANA:
3 game: 8/31-9/2/93
4 game: Never
Last ANA sweep at BAL:
3 game: Never
4 game: Never
Last ANA sweep at ANA:
3 game: 5/28-5/30/93
4 game: Never

All-Time Series Results

Year	Home	Road	Total	Year	Home	Road	Total	Year	Home	Road	Total
1961	2-6	6-4	8-10	1974	4-2	3-3	7-5	1987	4-2	5-1	9-3
1962	6-3	2-7	8-10	1975	2-4	4-2	6-6	1988	3-3	2-4	5-7
1963	6-3	3-6	9-9	1976	4-2	4-2	8-4	1989	4-2	2-4	6-6
1964	6-3	5-4	11-7	1977	5-1	0-5	5-6	1990	4-2	3-3	7-5
1965	8-2	5-3	13-5	1978	2-3	2-3	4-6	1991	3-3	3-3	6-6
1966	6-3	6-3	12-6	1979	5-1	4-2	9-3	1992	4-2	4-2	8-4
1967	2-4	4-7	6-11	1980	4-2	6-0	10-2	1993	4-2	3-3	7-5
1968	5-4	5-4	10-8	1981	3-3	3-3	6-6	1994	3-3	5-1	8-4
1969	3-3	3-3	6-6	1982	3-3	4-2	7-5	1995	4-2	5-2	9-4
1970	4-2	3-3	7-5	1983	4-2	3-3	7-5	1996	3-3	3-3	6-6
1971	4-2	3-3	7-5	1984	5-1	3-3	8-4	1997	5-1	2-3	7-4
1972	4-2	2-4	6-6	1985	4-2	3-3	7-5	Totals	149-93	128-118	277-211
1973	3-3	3-3	6-6	1986	4-2	2-4	6-6				

Best Season Series Record: 10-2, 1980
Worst Season Series Record: 6-11, 1967
Most Runs, game by Baltimore: 17, 17-3: 8/26/85
Most Runs, game by Anaheim: 16, 16-8: 5/4/83
Longest winning streak: 12, 7/19/79-8/28/80
Longest losing streak: 5, twice, 5/11/77-8/7/77 and 7/29/78-8/20/78
Current streak: 4 wins, 8/10 - 8/18/97
Largest crowd at Memorial: 51,382, 7/21/79
Largest crowd at OPACY: 47,815, 8/16/97
Largest crowd at Anaheim Stadium: 63,073, 4/23/83

RECORD BY DECADE:

Year	Home	Away	Total
1960's	44-31	39-41	83-72
1970's	37-22	28-30	65-52
1980's	38-22	33-27	71-49
1990's	30-18	28-20	58-38

1997 HIGHLIGHTS: The Orioles went 7-4 against the Angels, marking the 9th straight year they have finished .500 or better against the Halos, and the 17th time in the last 18 years they have done so...Cal Ripken hit his sixth career grand slam against Anaheim on May 6. Eric Davis went 4-for-4 in the same game...The Angels handed the Orioles their first series loss of the year, sweeping a two-game series on May 14-15...With the help of a seven-run sixth inning, the Birds overcame an 8-3 deficit to defeat the Angels, 10-9 on August 16...The Orioles recorded sudden-death wins over Anaheim the next two games, and swept the Angels in Baltimore for the first time since 1990.

ALL-TIME SERIES NOTES: The Angels have won the season series with the Orioles only six times in 37 years, with nine series ties between the two teams...Cal Ripken played in his 2,131st consecutive game against the Angels at Camden Yards on September 6, 1995, breaking Lou Gehrig's record...Ripken tied Gehrig's record the night before against the Angels, and hit a home run in each game...The Orioles and Angels played before 63,073 fans on April 23, 1983, marking the largest regular season attendance for a night game at Anaheim Stadium...Nolan Ryan pitched his fourth career no-hitter against the Orioles on June 1, 1975...Bo Belinsky tossed a no-hitter against the Birds on May 5, 1962...The Angels (then called the Los Angeles Angels) defeated the Orioles 7-2 at Memorial Stadium in their inaugural game on April 11, 1961.

Orioles vs. Opponents

BOSTON RED SOX

4 Yawkey Way
Boston, MA 02215
(617)267-9400

Fenway Park (1912)
Seating Capacity: 33,871
Dimensions (L-R): 310-390-302

Red Sox Hotel in Baltimore: Renaissance Harborplace (410) 547-1200
Baltimore Hotel in Boston: Westin Waltham (617) 290-5600 and Sheraton (617) 236-2000
Director of Communications and Baseball Information: Kevin Shea
Traveling Secretary: Jack McCormick
Manager: Jimmy Williams

1997 RESULTS:

Red Sox won series, 7-5

Date	At	W/L	Score
4/20	BOS	W	11-1
4/21	BOS	L	2-4
4/24	BAL	L	1-2
4/25	BAL	W	2-0
4/26	BAL	W	14-5
4/27	BAL	L	7-13
6/10	BOS	W	7-2
6/10	BOS	W	4-2
6/11	BOS	L	1-10
6/12	BOS	L	5-9
7/16	BAL	L	1-4
7/17	BAL	L	9-12

1998 SCHEDULE:

Date	At	Time
6/3	BOS	7:05 PM
6/4	BOS	7:05 PM
7/9	BAL	7:35 PM
7/10	BAL	7:35 PM
7/11	BAL	7:05 PM
7/12	BAL	1:35 PM
9/16	BAL	7:05 PM
9/17	BAL	7:05 PM
9/24	BOS	7:05 PM
9/25	BOS	7:05 PM
9/26	BOS	5:05 PM
9/27	BOS	1:05 PM

(eastern standard times)

SWEEPS:

Last BAL sweep at home:
3 game: 9/2-9/4/74
4 game: 7/25-7/27/81
Last BAL sweep at BOS:
3 game: 6/10-6/12/94
4 game: 9/23-10/1/80
Last BOS sweep at BAL:
3 game: 6/8-6/10/87
4 game: 6/20-6/23/77
Last BOS sweep at BOS:
3 game: 6/22-6/24/90
4 game: 8/10-8/13/96

All-Time Series Results

Year	Home	Road	Total	Year	Home	Road	Total	Year	Home	Road	Total
1954	6-5	5-6	11-11	1970	8-1	5-4	13-5	1986	1-6	3-3	4-9
1955	3-8	5-6	8-14	1971	6-3	3-6	9-9	1987	1-6	0-6	1-12
1956	4-7	2-9	6-16	1972	4-5	3-6	7-11	1988	3-4	1-5	4-9
1957	5-6	3-8	8-14	1973	4-5	3-6	7-11	1989	4-2	2-5	6-7
1958	6-5	4-7	10-12	1974	4-5	6-3	10-8	1990	3-4	1-5	4-9
1959	5-6	3-8	8-14	1975	3-6	6-3	9-9	1991	4-2	4-3	8-5
1960	8-3	8-3	16-6	1976	5-4	2-7	7-11	1992	4-3	4-2	8-5
1961	8-1	3-6	11-7	1977	2-5	4-3	6-8	1993	2-4	4-3	6-7
1962	5-4	3-6	8-10	1978	5-3	2-5	7-8	1994	1-2	3-0	4-2
1963	4-5	3-6	7-11	1979	4-2	4-3	8-5	1995	4-3	0-6	4-9
1964	7-2	4-5	11-7	1980	3-4	5-1	8-5	1996	4-3	3-3	7-6
1965	6-3	5-4	11-7	1981	1-1	1-1	2-2	1997	2-4	3-3	5-7
1966	4-5	8-1	12-6	1982	3-4	1-5	4-9	Totals	178-175	155-193	333-368
1967	4-5	6-3	10-8	1983	3-3	5-2	8-5				
1968	6-3	3-6	9-9	1984	2-5	4-2	6-7				
1969	6-3	4-5	10-8	1985	1-5	4-3	5-8				

Best Season Series Record: 16-6, 1960
Worst Season Series Record: 1-12, 1987
Most Runs, game by Baltimore: 16 (4 times),
most recent, 16-4, 6/11/93
Most Runs, game by Boston: 16, 16-5, 5/3/57
Longest winning streak: 8, 4/27/60-5/30/60
Longest losing streak: 11, 9/25/76-6/23/77
Current streak: 4 losses, 6/11-7/17/97
Largest crowd at Memorial: 52,161, 4/3/89
Largest crowd at OPACY: 47,912, 7/17/97
Largest crowd at Fenway Park: 35,866, 8/4/75

1997 HIGHLIGHTS: The Red Sox won the season series, 7-5...On April 26, Roberto Alomar became the first player to hit three home runs in a game at Camden Yards...It was the 18th time in Orioles history a player homered three times in a game, and Alomar set a career-high with 6 RBI...The Red Sox hit five home runs off Oriole pitching on April 27...Two April rainouts changed a two-game series in Boston into a four-game set, with the Orioles sweeping a doubleheader on June 10...The Sox then scored 19 runs over the next two games to salvage a series split...The Red Sox then returned to Baltimore in July and swept a two-game series, pounding out 21 hits in a 12-9 victory on July 17...Boston batted .302 with 15 HR versus the Orioles in 1997...They were led by Mo Vaughn, who batted .386 with 6 HR and 12 RBI against the Birds...Vaughn has 24 HR and 67 RBI against the Orioles in his career.

ALL-TIME SERIES NOTES: Orioles pitchers allowed 23 hits against the Red Sox on June 16, 1988, marking the most hits yielded at home by Baltimore...Tom Phoebus pitched a no-hitter against Boston on April 27, 1968...Boog Powell homered 3 times against the Sox on August 15, 1966...Frank Robinson hit a home run in his first game as an Oriole, a 5-4 win over the Red Sox in the season opener on April 12, 1966...The Orioles allowed 12 runs in one inning against Boston on August 10, 1965, and it stood as a club record until 1996...Tex Williams hit a home run in the final at-bat of his career, against the Orioles on September 28, 1960 in Fenway Park.

RECORD BY DECADE:

Year	Home	Away	Total
1950's:	29-37	22-44	51-81
1960's:	58-34	47-45	105-79
1970's:	45-39	38-48	83-87
1980's:	22-40	26-33	48-73
1990's:	24-25	22-25	46-50

CHICAGO WHITE SOX

333 W. 35th Street
Chicago, IL 60616
(312) 874-1000

Comiskey Park (1991)
Seating Capacity: 44,321
Dimensions (L-R): 347-400-347

White Sox' Hotel in Baltimore: Renaissance Harborplace (410) 547-1200
Baltimore Hotel in Chicago: Swissotel (312) 565-0565 and Westin Chicago (312) 943-7200
Director of Public Relations: Scott Reifert
Manager of Public Relations: Bob Beghtol
Traveling Secretary: Glen Rosenbaum
Manager: Jerry Manuel

1997 RESULTS:

White Sox won series, 6-5

Date	At	W/L	Score
4/16	CHI	L	3-9
4/17	CHI	W	1-0
4/22	BAL	W	3-2
4/23	BAL	L	9-11
6/6	CHI	L	3-7
6/7	CHI	L	0-1
8/8	CHI	W	2-1
8/9	CHI	W	10-2
7/18	BAL	L	0-3
7/19	BAL	W	8-3
7/20	BAL	L	2-10

1998 SCHEDULE:

Date	At	Time
4/14	BAL	7:05 PM
4/15	BAL	7:05 PM
4/16	BAL	3:05 PM
4/29	CHI	8:05 PM
4/30	CHI	2:05 PM
8/25	CHI	8:05 PM
8/26	CHI	8:05 PM
8/27	CHI	8:05 PM
8/31	BAL	7:05 PM
9/1	BAL	7:05 PM
9/2	BAL	7:05 PM

(eastern standard times)

SWEEPS:

Last BAL sweep at home:
3 game: 5/17-5/18/83
4 game: 7/19-7/22/90
Last BAL sweep at CWS:
3 game: 5/22-5/24/89
4 game: 7/6-7/9/95
Last CWS sweep at BAL:
3 game: 6/7-6/9/96
4 game: 8/17-8/19/54
Last CWS sweep at CWS:
3 game: 5/15-5/17/90
4 game: 6/18-6/21/56

All-Time Series Results

Year	Home	Road	Total	Year	Home	Road	Total	Year	Home	Road	Total
1954	3-8	4-7	7-15	1970	5-1	4-2	9-3	1986	6-0	3-3	9-3
1955	5-6	5-6	10-12	1971	5-1	3-3	8-4	1987	2-4	6-0	8-4
1956	5-6	5-6	10-12	1972	5-1	3-3	8-4	1988	2-3	2-4	4-7
1957	6-5	3-8	9-13	1973	5-1	3-3	8-4	1989	2-4	4-2	6-6
1958	6-5	3-8	9-13	1974	4-2	1-5	5-7	1990	4-2	2-4	6-6
1959	6-5	5-6	11-11	1975	4-1	3-3	7-4	1991	1-5	3-3	4-8
1960	8-3	5-6	13-9	1976	4-2	4-2	8-4	1992	3-3	3-3	6-6
1961	7-2	4-5	11-7	1977	3-2	2-3	5-5	1993	2-4	2-4	4-8
1962	5-4	4-5	9-9	1978	4-1	4-0	8-1	1994	1-2	1-2	2-4
1963	4-5	3-6	7-11	1979	4-2	4-1	8-3	1995	2-1	4-0	6-1
1964	4-5	6-3	10-8	1980	4-2	2-4	6-6	1996	2-4	2-4	4-8
1965	5-4	4-5	9-9	1981	3-3	0-3	3-6	1997	2-3	3-3	5-6
1966	3-6	6-3	9-9	1982	5-1	0-6	5-7	Totals	176-135	149-163	325-298
1967	3-5	4-6	7-11	1983	4-2	3-3	7-5				
1968	6-3	5-4	11-7	1984	4-2	3-3	7-5				
1969	4-2	5-1	9-3	1985	4-2	4-2	8-4				

Best Season Series Record: 8-1, 1978
Worst Season Series Record: 7-15, 1954
Most Runs, game by Baltimore: 18, 18-2 (4/29/70)
Most Runs, game by Chicago: 18, 18-5 (4/23/81)
Longest winning streak: 9, twice, most recent 9/4/77-9/2/78
Longest losing streak: 9, 5/1/58-6/21/58
Current streak: lost 1, 7/20/97
Largest crowd at Memorial: 51,327, 4/2/84
Largest crowd at OPACY: 47,857, 7/19/97
Largest crowd at Old Comiskey: 48,952, 9/4/77
Largest crowd at Comiskey: 43,589, 5/28/94

1997 HIGHLIGHTS: Chicago won the season series, 6-5...It was the ninth time in 10 years that the White Sox finished 500 or better against the Orioles...The teams split a pair of two-game series in April...On April 17, Jerome Walton went 4-for-4 and Mike Mussina and Randy Myers combined on a 1-0 shutout...A week later the Orioles rallied from a seven run deficit behind a game-tying grand slam by Eric Davis, but lost 11-9 in 10 innings...The two teams split a four-game set in Chicago in early June, with the Orioles taking the final two games...The Birds left 14 men on base in a 1-0 loss to the Sox on June 7...Two days later, the Orioles pounded out five doubles in a 10-2 win...In his second game since returning from the disabled list, Chris Hoiles hit a go-ahead home run in a 8-3 victory over the ChiSox on July 19...The next day, Cal Ripken was ejected from a game for only the third time in his career for arguing balls and strikes following a second inning strikeout...Mike Mussina went 3-1 with a 1.69 ERA in four starts against the White Sox in '97.

ALL-TIME SERIES NOTES: The Orioles trailed the Chicago in the Wild Card race for most of 1996 before taking two of three from the White Sox in Baltimore on September 10-12, and moved into the lead which they would keep the remainder of the season...Wilson Alvarez hurled a no-hitter against the Orioles on August 11, 1991...The Birds defeated the White Sox 3 games to 1 in the 1983 ALCS...Mike Boddicker struck out a then-record of 14 batters in Game 2 of the series...The Orioles beat the White Sox 17-0 on July 27, 1969, marking the Orioles' largest margin of victory...Brooks Robinson hit for the cycle on July 15, 1960 against Chicago. He had five hits, including two singles...Jim Wilson and Dick Donovan combined to shutout the Orioles in both ends of a doubleheader on June 15, 1968...In a five year span from 1955 to 1959, Chicago and Baltimore played four tie games at Memorial Stadium...Three games were suspended by curfew and the game on August 6, 1959 was called after 18 innings, the fifth longest in White Sox history...The same year, the two clubs also played a pair of 17-inning games (June 4 & July 25).

Orioles vs. Opponents

CLEVELAND INDIANS

2401 Ontario Street
Cleveland, OH 44115
(216) 420-4200

Jacobs Field (1994)
Seating Capacity: 43,863
Outfield dimensions (L-R): 325-405-325

Indians Hotels in Baltimore: Marriott (410) 962-0202 & Renaissance Harborplace (410) 547-1200
Baltimore Hotel in Cleveland: Wyndham (216) 615-7500 & Radisson Gateway (216) 377-0000
Media Relations Director: Bart Swain
Media Relations Manager: Joel Gunderson
Traveling Secretary: Mike Seghi
Manager: Mike Hargrove

1997 RESULTS:

Orioles won series, 6-5

Date	At	W/L	Score
5/23	CLE	L	1-6
5/24	CLE	W	8-3
5/25	CLE	L	6-7
5/30	BAL	W	3-0
5/31	BAL	W	8-5
9/8	CLE	L	1-2
9/9	CLE	W	9-3
9/15	BAL	W	6-5
9/15	BAL	L	1-4
9/16	BAL	L	2-4
9/16	BAL	W	7-2

1998 SCHEDULE:

Date	At	Time
5/5	CLE	7:05 PM
5/6	CLE	7:05 PM
5/13	BAL	7:05 PM
5/14	BAL	7:05 PM
8/13	CLE	7:05 PM
8/14	CLE	7:05 PM
8/15	CLE	1:05 PM
8/16	CLE	1:05 PM
8/21	BAL	7:35 PM
8/22	BAL	7:05 PM
8/23	BAL	1:35 PM

(eastern standard times)

SWEEPS:

Last BAL sweep at home:
3 game: 8/6-8/10/93
4 game: 5/26-5/29/72
Last BAL sweep at CLE:
3 game: 4/10-4/12/87
4 game: 9/24-9/26/71
Last CLE sweep at CLE:
3 game: 9/6-9/10/95
4 game: 4/8-4/11/88
Last CLE sweep at BAL:
3 game: 4/15-4/17/84
4 game: 5/10-5/12/88

All-Time Series Results

Year	Home	Road	Total	Year	Home	Road	Total	Year	Home	Road	Total
1954	3-8	0-11	3-19	1970	7-2	7-2	14-4	1986	2-4	2-5	4-9
1955	2-9	1-10	3-19	1971	6-3	7-2	13-5	1987	3-4	4-2	7-6
1956	3-8	2-9	5-17	1972	5-4	3-6	8-10	1988	3-3	1-6	4-9
1957	5-5	4-7	9-12	1973	5-4	7-2	12-6	1989	4-3	3-3	7-6
1958	7-4	3-7	10-11	1974	6-3	6-3	12-6	1990	2-4	4-3	6-7
1959	5-6	5-6	10-12	1975	4-4	6-4	10-8	1991	4-3	3-3	7-6
1960	6-5	8-3	14-8	1976	4-5	3-6	7-11	1992	3-3	4-3	7-6
1961	5-4	4-5	9-9	1977	8-0	3-4	11-4	1993	5-2	3-3	8-5
1962	5-4	6-3	11-7	1978	5-2	4-4	9-6	1994	2-4	2-2	4-6
1963	4-5	6-3	10-8	1979	4-3	4-2	8-5	1995	2-4	0-6	2-10
1964	2-7	6-3	8-10	1980	3-3	3-4	6-7	1996	3-3	2-4	5-7
1965	7-1	3-7	10-8	1981	2-2	2-0	4-2	1997	4-2	2-3	6-5
1966	5-4	3-6	8-10	1982	2-4	4-3	6-7	Totals:	184-168	163-185	347-353
1967	4-5	5-4	9-9	1983	3-4	3-3	6-7				
1968	3-6	4-5	7-11	1984	4-2	3-4	7-6				
1969	8-1	5-4	13-5	1985	5-2	3-3	8-5				

Best Season Series Record: 14-4, 1970

Worst Season Series Record: 3-19, 1954 and 1955

Most Runs, game by Baltimore: 19, 19-6, 8/28/57

Most Runs, game by Cleveland: 14, twice, 14-3, 5/23/54 and 14-9, 7/26/96

Longest winning streak: 10, 9/24/69-7/1/70

Longest losing streak: 17, 5/21/54-9/6/54

Current streak: won 1 (9/16/97)

Largest crowd at Memorial: 52,292, 4/7/86

Largest crowd at OPACY: 47,759, 5/30/97

Largest crowd at Cleveland Stadium: 64,540, 4/10/87

Largest crowd at Jacobs Field: 43,045, 9/9/97

1997 HIGHLIGHTS: The Orioles won the season series for the first time in four years, 6-5...Indians took two of three in Cleveland at first meeting...Chad Ogea held the Birds to a season-low two hits in the series opener on May 23...The Orioles won the first two games of a four-game set, but had the other two postponed by rain...On May 30, Mike Mussina came two outs away from becoming the first Orioles pitcher to throw a perfect game. Sandy Alomar singled to break up the perfect game, but Mussina responded by striking out the final two batters to record his second career one-hitter...The teams split a two-game series in Cleveland in September. On September 15, Eric Davis returned to the lineup for the first time after being diagnosed with colon cancer...The teams met in the postseason for the second consecutive year...In the ALCS, the Indians defeated the Orioles 4-2...All 4 of Cleveland's victories were decided by one run...In Game 3, Orioles ace Mike Mussina set ALCS records striking out 15 batters...In Game 6, Tony Fernandez broke a scoreless tie in the 11th inning with a solo home run to put the Indians ahead and send them to the World Series.

ALL-TIME SERIES NOTES: The Orioles defeated the Indians in the 1996 Division Series, 3 games to 1...Roberto Alomar's RBI single in the ninth inning of Game 4 tied the game and his home run in the 12th earned the O's an ALCS berth...The Orioles lost 10 consecutive games at Jacobs Field from June 30, 1994-August 2, 1996...The Orioles defeated the Indians 2-0 in the first game played at Oriole Park on April 6, 1992...On April 19, 1977, the Orioles trailed Cleveland, 5-3 in the bottom of the 10th inning. With two men on, Brooks Robinson hit his 268th and final home run of his career to give the O's the win...Rocky Colavito hit four home runs against Baltimore on June 10, 1959...The Orioles lost 25 of their first 26 games in Cleveland from 1954 to 1956, including an 0-11 record at Municipal Stadium in 1954...The Indians set a major league record by scoring eight runs without an out against the Birds on July 6, 1954...Bob Turley struck out 14 Indian batters on April 21, 1954.

DETROIT TIGERS

3121 Trumbull Ave.
Detroit, MI 48216
(313) 962-4000

Tiger Stadium (1912)
Seating Capacity: 46,945
Dimensions (L-R) - 340-440-325

Tigers Hotel in Baltimore: Renaissance Harborplace (410) 547-1200
Baltimore Hotel in Detroit: Ritz Carlton Dearborn (313) 441-2000
Director of Public Relations: Tyler Barnes
Assistant Director of Public Relations: David Matheson
Traveling Secretary: Bill Brown
Manager: Buddy Bell

1997 RESULTS:

Tied series, 6-6

Date	At	W/L	Score
5/20	BAL	W	4-3
5/21	BAL	W	2-0
8/28	DET	W	8-1
7/3	DET	W	10-1
7/4	DET	W	4-3
7/4	DET	L	8-11
7/5	DET	L	5-6
7/6	DET	L	9-14
8/19	BAL	L	3-5
9/20	BAL	W	12-8
9/21	BAL	L	3-11
9/22	BAL	L	4-5

1998 RESULTS:

Date	At	Time
4/3	BAL	7:05 PM
4/4	BAL	1:35 PM
4/5	BAL	1:35 PM
4/10	DET	7:05 PM
4/11	DET	1:05 PM
4/12	DET	1:05 PM
7/28	DET	7:05 PM
7/29	DET	7:05 PM
7/30	DET	1:05 PM
8/4	BAL	7:35 PM
8/5	BAL	3:05 PM

(eastern standard times)

SWEEPS:

Last BAL sweep at home:
3 game: 6/4-6/6/96
4 game: 4/17-4/20/92
Last BAL sweep at DET:
3 game: 9/13-9/15/96
4 game: 6/1-6/4/89
Last DET sweep at BAL:
3 game: 9/24-9/26/93
4 game: 6/16-6/19/86
Last DET sweep at DET:
3 game: 6/16-6/18/95
4 game: 8/1-8/3/58

All-Time Series Results

Year	Home	Road	Total	Year	Home	Road	Total	Year	Home	Road	Total
1954	5-6	3-8	8-14	1970	7-2	4-5	11-7	1986	0-7	1-5	1-12
1955	5-6	4-7	9-13	1971	5-4	3-6	8-10	1987	1-5	3-4	4-9
1956	7-4	6-5	13-9	1972	5-4	5-4	10-8	1988	3-4	2-4	5-8
1957	6-5	3-8	9-13	1973	4-5	5-4	9-9	1989	4-2	6-1	10-3
1958	7-4	3-8	10-12	1974	6-3	8-1	14-4	1990	2-4	4-3	6-7
1959	8-3	5-6	13-9	1975	4-3	8-1	12-4	1991	4-3	2-4	5-8
1960	5-6	8-3	13-9	1976	6-3	6-3	12-6	1992	7-0	3-3	10-3
1961	4-5	5-4	9-9	1977	7-0	5-3	12-3	1993	3-3	4-6	5-8
1962	1-8	1-8	2-16	1978	4-4	3-4	7-8	1994	1-3	2-1	3-4
1963	8-1	5-4	13-5	1979	4-2	3-4	7-6	1995	5-1	3-4	8-5
1964	6-3	5-4	11-7	1980	5-2	5-1	10-3	1996	6-1	5-1	11-2
1965	5-4	6-3	11-7	1981	2-4	4-3	6-7	1997	3-3	3-3	6-6
1966	4-5	5-4	9-9	1982	4-3	3-3	7-6	Totals:	191-163	180-179	371-342
1967	2-7	1-8	3-15	1983	1-5	4-3	5-8				
1968	3-6	5-4	8-10	1984	3-4	4-2	7-6				
1969	6-3	5-4	11-7	1985	3-3	3-4	6-7				

Best Season Series Record: 11-2, 1996

Worst Season Series Record: 1-12, 1986

Most Runs, game by Baltimore: 16, 16-6, 9/15/96

Most Runs, game by Detroit: 17, 17-11, 8/12/93

Longest winning streak: 11, 9/7/96 - 7/4/97 (1)

Longest losing streak: 9 three times, most recent: 6/28/86-6/21/87

Current streak: 2 losses, 9/21-22/97

Largest crowd at Memorial: 51,764, 6/10/84

Largest crowd at OPACY: 48,003, 5/20/97

Largest crowd at Tiger Stadium: 53,959, 7/9/70

RECORD BY

DECADE:

Year	Home	Away	Total
1950's:	38-28	24-42	62-70
1960's:	44-48	46-46	90-94
1970's:	52-30	50-35	102-65
1980's:	26-39	35-30	61-69
1990's:	31-18	25-26	56-44

1997 HIGHLIGHTS: The two teams split the season series, 6-6...The Orioles won the first five games of the year against Detroit, but the Tigers won six of the last seven games...Baltimore set a club record by winning 11 consecutive games against the Tigers between Sept. 7, 1996 and July 4, 1997...On May 20-21, the Birds and Tigers drew 95,880, setting an Oriole Park record for largest attendance for a two-game series...On July 5, Mike Mussina tied a club record by striking out 14 batters...Mussina also struck out 14 against the Tigers on May 16, 1993...On July 6, Scott Erickson set a club record by allowing 12 runs in a 14-9 loss...Phil Nevin hit two pinch-hit home runs against the Orioles in '97...The Orioles scored nine runs in the second inning of a 12-8 win over the Tigers on September 20.

ALL-TIME SERIES NOTES: Eddie Murray hit his 500th home run against the Tigers' Felipe Lira on September 6, 1996 and became the third player in history with 500 home runs and 3,000 hits...On September 15, 1996, Mark Parent hit the Orioles' 241st home run to break the 1961 Yankees record for home runs in a season...The Tigers defeated the Orioles, 7-1, on October 6, 1991 in the final game played at Memorial Stadium...Steve Barber and Stu Miller combined to no-hit Detroit in the first game of a doubleheader on April 30, 1967. The Orioles lost, 2-1, when Detroit scored two runs in the 9th on a wild pitch and error...Ray Moore pitched 15 innings against the Tigers on May 21, 1957, but had to settle for a no-decision...The Orioles played their inaugural game in Detroit on April 13, 1954 with Don Larson losing, 3-0. The next day, the O's would get their first win, 3-2 against the Tigers.

KANSAS CITY ROYALS

P.O. Box 419969
Kansas City, MO 64141
(816) 921-2200

Kauffman Stadium (1973)
Seating Capacity: 40,625
Dimensions (L-R): 330-400-330

Royals' Hotel in Baltimore: Renaissance Harborplace (410) 547-1200
Baltimore Hotel in Kansas City: Ritz Carlton (816) 756-1500

Director, Media Relations: Steve Fink
Traveling Secretary: David Witty
Manager: Tony Muser

1997 RESULTS:

Orioles won series, 7-4

Date	At	W/L	Score
4/2	BAL	W	4-2
4/3	BAL	W	6-4
4/7	KC	L	5-6
4/9	KC	W	4-2
8/19	KC	W	12-9
8/19	KC	L	2-9
8/20	KC	W	4-2
8/26	BAL	L	4-5
8/27	BAL	W	7-3
8/28	BAL	L	1-5

1998 SCHEDULE:

Date	At	Time
3/31	BAL	3:05 PM
4/1	BAL	7:05 PM
4/2	BAL	7:05 PM
4/7	KC	2:05 PM
4/9	KC	8:05 PM
7/31	KC	8:05 PM
8/1	KC	8:05 PM
8/2	KC	2:05 PM
8/28	BAL	7:35 PM
8/29	BAL	7:05 PM
8/30	BAL	1:35 PM

(eastern standard times)

SWEEPS:

Last BAL sweep at home:
3 game: 4/2-4/4/96
4 game: Never
Last BAL sweep at KC:
3 game: 4/21-4/23/92
4 game: 7/16-7/19/97
Last KC sweep at BAL:
3 game: 6/11-6/13/91
4 game: Never
Last KC sweep at KC:
3 game: 8/9-8/11/88
4 game: 7/29-8/1/82

All-Time Series Results

Year	Home	Road	Total	Year	Home	Road	Total	Year	Home	Road	Total
1969	5-1	6-0	11-1	1980	4-2	2-4	6-6	1991	1-5	3-3	4-8
1970	6-0	6-0	12-0	1981	4-2	1-1	5-3	1992	4-2	4-2	8-4
1971	4-1	2-4	6-5	1982	4-2	0-6	4-8	1993	4-2	3-3	7-5
1972	3-3	3-3	6-6	1983	4-2	4-2	8-4	1994	2-0	2-1	4-1
1973	5-1	3-3	8-4	1984	3-3	2-4	5-7	1995	2-3	2-2	4-5
1974	4-2	4-2	8-4	1985	2-4	4-2	6-6	1996	5-1	4-2	9-3
1975	5-1	2-4	7-5	1986	3-3	3-3	6-6	1997	3-2	4-2	7-4
1976	4-2	2-4	6-6	1987	4-2	5-1	9-3	Totals:	100-64	82-82	182-146
1977	2-3	2-4	4-7	1988	0-6	0-6	0-12				
1978	2-3	0-5	2-8	1989	4-2	2-4	6-6				
1979	3-3	3-3	6-6	1990	4-1	4-2	8-3				

Best Season Series Record: 12-0, 1970
Worst Season Series Record: 0-12, 1988
Most Runs, game by Baltimore: 14, 14-1: 8/3/90
Most Runs, game by Kansas City: 15, 15-2: 8/16/92
Longest winning streak: 23, 5/10/69-8/2/70
Longest losing streak: 15, 7/26/87-4/11/89
Current streak: 1 loss, 8/28/97
Largest crowd at Memorial: 51,956, 4/5/82
Largest crowd at OPACY: 47,644, 6/21/96
Largest crowd at Municipal Stadium: 29,120, 5/2/71
Largest crowd at Kauffman Stadium: 41,334, 8/11/80

1997 HIGHLIGHTS: The Orioles won the season series, 7-4...Baltimore and Kansas City opened the season against each other for the fourth consecutive year, and for the second straight time, the Orioles came out victorious...Cal Ripken hit two doubles and a home run on Opening Day, and following the game signed a two-year contract extension with an option for a third year...Brady Anderson and Rafael Palmeiro hit grand slams on consecutive nights on August 26-27...Palmeiro batted .341 with 7 home runs and 16 RBI against Kansas City in '97.

ALL-TIME SERIES NOTES: Cal Ripken played his 2,216th consecutive game on June 14, 1996 at Kansas City, setting a new world record for consecutive games played. The previous record was held by Satcho Kinugasa, who played for the Hiroshima Carp in Japan's Central League...The Orioles and Royals combined to score 36 runs in a doubleheader on June 23, 1991...Cal Ripken made his major league debut against the Royals on August 10, 1981. He entered the game as a pinch-runner and scored a run...Ripken hit his first major league home run against the Royals on Opening Day the following season, April 5, 1982...The Orioles set a major league record by defeating the Royals 23 straight games from April 10, 1969 to August 2, 1970.

MINNESOTA TWINS

34 Kirby Puckett Place
Minneapolis, MN 55415
(612) 375-1365

Hubert H. Humphrey Metrodome (1982)
Seating Capacity: 46,678
Dimensions (L-R): 343-408-327

Twins' Hotel in Baltimore: Renaissance Harborplace (410) 547-1200
Baltimore Hotel in Minnesota: Minneapolis Marriott City Center (612) 349-4000

Manager of Media Relations: Sean Harlin
Assistant Manager of Media Relations: Brad Smith
Traveling Secretary: Remzi Kiratli
Manager: Tom Kelly

1997 RESULTS:

Orioles won series, 10-1

Date	At	W/L	Score
4/14	BAL	W	4-2
4/15	BAL	W	3-1
4/28	MIN	W	6-4
4/30	MIN	W	12-3
5/1	MIN	W	3-2
7/25	MIN	L	2-5
7/26	MIN	W	2-1
7/27	MIN	W	9-0
8/22	BAL	W	3-1
8/23	BAL	W	5-4
8/24	BAL	W	5-1

1998 SCHEDULE:

Date	At	Time
5/1	BAL	7:05 PM
5/2	BAL	1:35 PM
5/3	BAL	1:35 PM
5/11	MIN	8:05 PM
5/12	MIN	8:05 PM
8/7	MIN	8:05 PM
8/8	MIN	8:05 PM
8/9	MIN	2:05 PM
8/17	BAL	7:35 PM
8/18	BAL	7:35 PM

(eastern standard times)

SWEEPS:

Last BAL sweep at home:
3 game: 8/22-24/97
4 game: Never
5 game: 7/1-7/3/66
Last BAL sweep at MIN:
3 game: 4/29 - 5/1/97
4 game: Never
Last MIN sweep at BAL:
3 game: 7/22-7/24/96
4 game: Never
Last MIN sweep at MIN:
3 game: 5/13-5/15/94
4 game: Never

All-Time Series Results

Year	Home	Road	Total	Year	Home	Road	Total	Year	Home	Road	Total
1961	4-5	7-2	11-7	1976	2-4	2-4	4-8	1991	3-3	1-5	4-8
1962	4-5	2-7	6-12	1977	3-2	3-2	6-4	1992	3-3	3-3	6-6
1963	6-3	3-6	9-9	1978	3-2	2-3	5-5	1993	5-1	3-3	8-4
1964	5-4	5-4	10-8	1979	3-3	5-1	8-4	1994	2-1	2-4	4-5
1965	4-5	4-5	8-10	1980	5-1	5-1	10-2	1995	1-2	2-4	3-6
1966	6-3	4-5	10-8	1981	3-0	3-0	6-0	1996	2-4	5-1	7-5
1967	4-5	4-5	8-10	1982	5-1	3-3	8-4	1997	5-0	5-1	10-1
1968	5-4	5-4	10-8	1983	3-3	5-1	8-4	Totals:	135-99	120-121	255-220
1969	5-1	3-3	8-4	1984	4-2	1-5	5-7				
1970	2-4	3-3	5-7	1985	3-3	3-3	6-6				
1971	5-1	5-1	10-2	1986	5-1	3-3	8-4				
1972	2-4	4-2	6-6	1987	3-3	2-4	5-7				
1973	4-2	4-2	8-4	1988	2-4	1-5	3-9				
1974	4-2	2-4	6-6	1989	3-3	1-5	4-8				
1975	4-2	2-4	6-6	1990	3-3	3-3	6-6				

Best Season Series Record: 10-1, 1997
Worst Season Series Record: 3-9, 1988
Most Runs, game by Baltimore: 16, 16-4: 7/30/96
Most Runs, game by Minnesota: 15, 15-9: 5/7/78
Longest winning streak: 12, 7/21/80 (2)-5/17/81
Longest losing streak: 5 (twice), 9/9/66-9/30/66 and 7/14/88-7/22/88
Current streak: 5 wins, 7/26 - 8/24/97
Largest crowd at Memorial: 47,360, 5/28/77
Largest crowd at OPACY: 48,263, 8/23/97
Largest crowd at Metropolitan Stadium: 41,021, 8/1/65
Largest crowd at Metrodome: 52,286, 7/22/88

1997 HIGHLIGHTS: The Orioles finished with the best season series record in club history against Minnesota, winning 10 of 11 games...The Orioles pounded out a season-high 19 hits in a 12-3 win over the Twins on April 30...The Birds' sweep of the Twins, August 22-24 was their first at home against Minnesota since 1983...On August 23, the Orioles and Twins played before 48,263, the largest regular season crowd in Oriole Park history...Scott Erickson went 4-0 with a 1.34 ERA against his former team in '97...Scott Kamieniecki won three games against Minnesota...B.J. Surhoff batted .436 with 3 HR and 10 RBI versus the Twins.

ALL-TIME SERIES NOTES: In 1996 the Orioles headed to Minnesota for a three-game series, July 30-August 1, 12 games behind the Yankees. The Orioles swept the Twins to begin a stretch in which they won 28 of their final 42 games to reach the playoffs for the first time since 1983...On July 15, 1993 Cal Ripken hit his 278th home run as a shortstop, breaking Ernie Banks' record of home runs by a shortstop. He hit it off Minnesota's Scott Erickson at Camden Yards...Bob Milacki faced the minimum 27 batters against the Twins on April 23, 1989 in a 3-0 complete game. He allowed three hits and two walks. One runner was caught stealing and the other four were retired via double plays...The Orioles swept the Twins 3-0 in the 1969 and 1970 ALCS...Jim Gentile tied a major league record by hitting two grand slams in a single game against Minnesota on May 9, 1961.

Orioles vs.
Opponents

NEW YORK YANKEES

Yankee Stadium
Bronx, NY 10451
(718) 293-4300

Yankee Stadium (1923)
Seating Capacity: 57,545
Dimensions (L-R): 318-408-314

Yankees' Hotel in Baltimore: Marriott Inner Harbor (410) 962-0202
Baltimore Hotel in New York: Grand Hyatt (212) 883-1234
Director of Media Relations: Rick Carrone
Assistant Director of Media Relations: John Thursby
Traveling Secretary: David Szen
Manager: Joe Torre

1997 RESULTS:

Orioles won series, 8-4

Date	At	W/L	Score
5/26	NY	W	8-6
5/27	NY	W	10-6
6/3	BAL	W	7-5
6/4	BAL	W	9-7
9/4	NY	W	5-2
9/5	NY	W	13-9
9/6	NY	W	4-0
9/7	NY	L	3-10
9/11	BAL	L	2-14
9/12	BAL	L	5-13
9/13	BAL	W	6-1
9/14	BAL	L	2-8

1998 SCHEDULE:

Date	At	Time
5/19	NY	7:35 PM
5/20	NY	7:35 PM
5/21	NY	7:35 PM
6/15	BAL	7:35 PM
6/16	BAL	7:35 PM
6/17	BAL	7:35 PM
7/3	NY	7:35 PM
7/4	NY	4:05 PM
7/5	NY	1:35 PM
9/18	BAL	7:05 PM
9/19	BAL	7:05 PM
9/20	BAL	1:35 PM

(eastern standard times)

SWEEPS:

Last BAL sweep at home:
3 game: 9/9-9/11/91
4 game: 9/5-9/7/92
5 game: 8/24-8/28/92
Last BAL sweep at NY:
3 game: 6/6-6/8/95
4 game: 9/21-9/23/91
Last NY sweep at BAL:
3 game: 9/7-9/9/92
4 game: 7/11-7/14/96
Last NY sweep at NY:
3 game: 8/13-8/15/93
4 game: 6/15-6/18/87

All-Time Series Results

Year	Home	Road	Total	Year	Home	Road	Total	Year	Home	Road	Total
1954	3-8	2-9	5-17	1971	6-3	5-4	11-7	1988	2-5	1-5	3-10
1955	2-9	1-10	3-19	1972	4-4	3-2	7-6	1989	3-3	5-2	8-5
1956	6-5	3-8	9-13	1973	5-4	4-5	9-9	1990	3-4	3-3	6-7
1957	4-7	5-6	9-13	1974	5-4	6-3	11-7	1991	3-3	2-5	5-8
1958	5-6	3-8	8-14	1975	5-4	3-6	8-10	1992	2-5	3-3	5-8
1959	4-7	8-3	12-10	1976	5-4	8-1	13-5	1993	3-3	3-4	6-7
1960	4-3	1-10	5-13	1977	4-3	4-4	8-7	1994	1-3	3-3	4-6
1961	4-5	5-4	9-9	1978	2-6	4-3	6-9	1995	4-3	2-4	6-7
1962	7-3	4-4	11-7	1979	2-2	3-4	5-6	1996	0-6	3-4	3-10
1963	3-6	4-5	7-11	1980	4-3	3-3	7-6	1997	3-3	5-1	8-4
1964	6-3	4-5	10-8	1981	5-1	2-5	7-6	Totals	177-175	168-188	345-363
1965	3-4	10-1	13-5	1982	7-0	4-2	11-2				
1966	8-1	7-2	15-3	1983	3-3	3-4	6-7				
1967	6-3	7-2	13-5	1984	3-4	2-4	5-8				
1968	7-2	6-3	13-5	1985	1-5	0-7	1-12				
1969	7-2	4-5	11-7	1986	1-6	4-2	5-8				
1970	6-3	5-4	11-7	1987	2-4	1-6	3-10				

Best Season Series Record: 15-3, 1986
Worst Season Series Record: 1-12, 1985
Most Runs, game by Baltimore: 18, 18-9, 6/8/86
Most Runs, game by New York: 20, 20-6, 8/14/55(2)
Longest winning streak: 9, 8/15/67-5/22/68
Longest losing streak: 10, 4/21/55-6/29/55
Current streak: 1 loss, 9/14/97
Largest crowd at Memorial: 51,649, 8/16/80
Largest crowd at OPACY: 47,748, 6/4/97
Largest crowd at Yankee Stadium: 58,102, 8/9/64

1997 HIGHLIGHTS: Orioles went 8-4 vs. New York in '97, marking the first time the Birds won the season series since 1989. In their first meeting of the season, the O's erased a five-run deficit to defeat the Yankees 8-6. The Orioles also took game two and swept a two-game series in Baltimore. Palmeiro's home run in the 10th rung on June 3 gave the O's a 7-5 win. The O's extended their lead in the AL East to 9.5 games with a win on June 4 and took three of four games in early September in the Big Apple taking control of the East. On September 5, the two teams played 4 hours and 22 minutes, breaking their own record for the longest nine-inning game in ML history, set in 1996. The Birds improved their record to 7-0 vs. the Yankees matching their longest lead of the season at 9.5 games. New York won the next three games, outscoring the Orioles, 37-10. Mike Mussina gave the Orioles their only win in a four-game series with a three-hit complete game on September 13. The Orioles had a 6.17 ERA against NY, but batted .291 with 12 home runs and averaged over six runs per game. The average time of game between the Orioles and Yankees was 3:28, and 8 of the 12 games lasted at least 3:30.

ALL-TIME SERIES NOTES: The two teams have flip-flopped first and second place in the AL East in '96 and '97. The Yankees defeated the Orioles in the 1996 ALCS, 4 games to 1. In the first game of that series, New York tied the game on a controversial home run by Derek Jeter in which a 12-year old fan reached over the fence with his glove preventing OF Tony Tarasco from making a play on it. The Yankees eventually won the game on an 11th inning homer by Bernie Williams. Danny Tartabull knocked in eight runs against the Orioles on September 8, 1992. Lee Lacy hit three home runs in an 18-9 victory over the Yankees on June 8, 1986. Baltimore won 100 games in 1980, but were edged out of the division by New York who won 103 games. Ross Grimsley pitched 14 innings against the Yanks on September 11, 1974, receiving a no-decision. Jim Palmer faced the minimum 27 batters in a one-hitter against New York on May 12, 1967 (single, double play in the 7th). Roger Maris hit his 60th home run of the season off Jack Fisher on September 26, 1961, tying Babe Ruth's record for homers in a season. Hoyt Wilhelm threw the club's first no-hitter against the Yankees on September 20, 1958 in Baltimore. Connie Johnson struck out 14 Yanks on September 2, 1957, tying a club record.

218

OAKLAND ATHLETICS

7877 Oakport St.
Suite 200
Oakland, CA 94621
(510) 638-4900

Oakland Alameda County Coliseum (1968)
Seating Capacity: 43,662
Dimensions (L-R): 330-400-330

Athletics' Hotel in Baltimore: Renaissance Harborplace (410) 547-1200
Baltimore Hotel in Oakland: Parc 55 in San Francisco (415) 392-8000
Public Relations Manager: Eric Carrington
Baseball Information Manager: Mike Selleck
Traveling Secretary: Mickey Morabito
Manager: Art Howe

1997 RESULTS:

Orioles won series, 8-3

Date	At	W/L	Score
5/2	BAL	W	7-1
5/3	BAL	L	3-4
5/4	BAL	W	11-0
5/12	OAK	W	5-1
5/13	OAK	W	7-3
7/31	OAK	W	4-0
8/1	OAK	L	1-2
8/2	OAK	W	13-3
8/3	OAK	W	7-5
8/12	BAL	W	8-0
8/13	BAL	L	2-4

1998 SCHEDULE:

Date	At	Time
4/24	BAL	7:05 PM
4/25	BAL	1:35 PM
4/26	BAL	1:35 PM
5/22	OAK	10:35 PM
5/23	OAK	9:15 PM
5/24	OAK	3:05 PM
7/21	BAL	7:35 PM
7/22	BAL	7:35 PM
7/23	BAL	7:35 PM
8/8	OAK	10:05 PM
8/9	OAK	3:15 PM

(eastern standard times)

SWEEPS:

Last BAL sweep at home:
3 game: 6/7-6/9/93
4 game: Never
Last BAL sweep at OAK:
3 game: 9/3-9/5/93
4 game: 5/22-5/25/87
Last OAK sweep at BAL:
3 game: 8/29-8/31/95
4 game: Never
Last OAK sweep at OAK:
3 game: 5/26-5/28/75
4 game: 7/20-7/23/89

All-Time Series Results

Year	Home	Road	Total	Year	Home	Road	Total	Year	Home	Road	Total
1968	5-3	4-6	9-9	1981	4-2	3-3	7-5	1994	4-2	3-3	7-5
1969	5-1	3-3	8-4	1982	4-2	3-3	7-5	1995	2-4	3-3	5-7
1970	4-2	3-3	7-5	1983	5-1	3-3	8-4	1996	4-2	5-2	9-4
1971	4-2	4-2	7-4	1984	2-4	4-2	6-6	1997	3-2	5-1	8-3
1972	1-5	5-1	6-6	1985	4-2	3-3	7-5	Totals	93-83	105-81	198-164
1973	2-4	3-3	5-7	1986	2-2	3-5	5-7				
1974	2-4	4-2	6-6	1987	3-3	4-2	7-5				
1975	3-3	1-5	4-8	1988	2-4	2-4	4-8				
1976	2-4	2-4	4-8	1989	4-2	1-5	5-7				
1977	3-2	5-0	8-2	1990	1-5	3-3	4-8				
1978	5-0	6-0	11-0	1991	1-5	2-4	3-9				
1979	4-2	4-2	8-4	1992	1-5	5-1	6-6				
1980	3-3	4-2	7-5	1993	5-1	5-1	10-2				

Best Season Series Record: 11-0, 1978
Worst Season Series Record: 3-9, 1991
Most Runs, game by Baltimore: 18, 18-5 (8/15/96)
Most Runs, game by Oakland: 12, 3 times, most recent 12-9 (9/10/93)
Longest winning streak: 13, 8/14/77-4/27/79
Longest losing streak: 8, 3 times, most recent 7/14/91-5/29/92
Current streak: 1 loss, 8/13/97
Largest crowd at Memorial: 50,071, 7/27/91
Largest crowd at OPACY: 47,722, 7/7/94
Largest crowd at Oakland Coliseum: 47,741, 6/12/72

1997 HIGHLIGHTS: The Orioles won the season series against Oakland, 8-3. The Orioles won two of three games in their first meeting of the year in Baltimore. Randy Myers' only blown save in 46 opportunities came on May 3 against Oakland, when he allowed a two-run home run to Jason Giambi. The following day the Orioles rebounded to an 11-0 win behind a Roberto Alomar grand slam. The O's then swept a two-game set in Oakland a week later. The Orioles then won three of four games in against the Athletics on their second trip to the West Coast. In the first game of the series, the teams remained scoreless until the 11th inning when the Orioles broke through with four runs to win, 4-0. The O's dropped the next game, but rebounded to a 13-3 victory as former-Athletic Mike Bordick collected a career-high 5 RBI. The Orioles-Athletics game on August 12 was played without a public address announcer, in memory to longtime PA announcer Rex Barney, who passed away the night before. The Orioles won that night behind a three-hit complete-game shutout by Scott Erickson. Baltimore outscored Oakland 68-23, and held the A's to just over two runs per game. Jimmy Key went 2-0 with a 0.79 ERA in three starts against Oakland.

ALL-TIME SERIES NOTES: On May 25, 1996, Pedro Munoz hit a 463-foot home run against the Orioles, the longest in Camden Yards history. Bob Milacki, Mike Flanagan, Mark Williamson and Gregg Olson combined to no-hit the A's on July 13, 1991, tying a major league record for most pitchers used in a no-hitter. On August 28, 1986, the Orioles' Don Aase tied a major league record by losing both ends of a doubleheader against Oakland. The A's and Orioles have faced off three times in the ALCS. Baltimore swept Oakland in three games in 1971 on their way to the World Series. The Athletics then beat the Orioles 3 games to 2 in 1973, and 3 games to 1 in 1974. Jim Palmer pitched the only no-hitter of his career against Oakland on August 13, 1969 at Memorial Stadium.

219

Orioles vs.
Opponents

SEATTLE MARINERS

P.O. Box 4100
Seattle, WA 98104
(206) 296-3663

The Kingdome (1976)
Seating Capacity: 59,084
Dimensions (L-R): 331-405-312

Mariners' Hotel in Baltimore: Renaissance Harborplace (410) 547-1200
Baltimore Hotel in Seattle: Crowne Plaza (206) 464-1980
Director of Public Relations: Dave Aust
Assistant Director of Public Relations: Tim Hevly
Traveling Secretary: Ron Spelley
Manager: Lou Piniella

1997 RESULTS:

Orioles won series, 7-4

Date	At	W/L	Score
5/8	BAL	W	13-3
5/9	BAL	L	2-8
5/10	BAL	L	2-3
5/11	BAL	W	9-5
5/16	SEA	W	6-3
5/17	SEA	W	4-3
5/18	SEA	W	8-7
8/5	SEA	L	3-4
8/6	SEA	W	4-3
8/15	BAL	W	4-3
8/15	BAL	L	3-8

1998 SCHEDULE:

Date	At	Time
5/25	SEA	9:05 PM
5/26	SEA	6:35 PM
6/1	BAL	7:35 PM
6/2	BAL	3:05 PM
7/24	BAL	7:35 PM
7/25	BAL	7:05 PM
7/26	BAL	1:35 PM
9/4	SEA	10:05 PM
9/5	SEA	9:05 PM
9/6	SEA	9:05 PM
9/7	SEA	9:05 PM

(eastern standard times)

SWEEPS:

Last BAL sweep at home:
3 game: 7/4-7/6/94
4 game: Never
Last BAL sweep at SEA:
3 game: 5/16-18, 1997
4 game: Never
Last SEA sweep at BAL:
3 game: 9/3-5/90
4 game: Never
Last SEA sweep at SEA:
3 game: Never
4 game: Never

All-Time Series Results

Year	Home	Road	Total	Year	Home	Road	Total	Year	Home	Road	Total
1977	5-0	2-3	7-3	1985	3-3	3-3	6-6	1993	5-1	2-4	7-5
1978	5-0	4-1	9-1	1986	3-3	3-3	6-6	1994	5-1	1-3	6-4
1979	5-1	5-1	10-2	1987	1-5	3-3	4-8	1995	3-4	3-3	6-7
1980	4-2	2-4	6-6	1988	4-2	3-3	7-5	1996	4-2	3-3	7-5
1981	2-1	2-1	4-2	1989	2-4	4-2	6-6	1997	3-3	4-1	7-4
1982	4-2	3-3	7-5	1990	1-5	2-4	3-9	Totals	72-50	64-54	136-104
1983	3-3	5-1	8-4	1991	2-4	2-4	4-8				
1984	4-2	5-1	9-3	1992	4-2	3-3	7-5				

Best Season Series Record: 10-2, 1979
Worst Season Series Record: 3-9, 1990
Most Runs, game by Baltimore: 15 (twice), 15-1:
5/1/92 and 15-4; 5/19/87

Most Runs, game by Seattle: 14, 14-6; 8/22/87
Longest winning streak: 8, 8/10/77-8/15/78 and 8/25/78-5/12/79
Longest losing streak: 7, 8/14/90-4/30/91
Current streak: 1 loss, 8/15/97
Largest crowd at Memorial: 42,497, 6/22/80
Largest crowd at OPACY: 47,842, 7/5/94
Largest crowd at The Kingdome: 57,432, 5/18/97

1997 HIGHLIGHTS: The Orioles won the season series, 7-4, and then met Seattle again in the Division Series and won 3 games to 1. In the first meeting of the year, the Orioles behind Mike Mussina, snapped Randy Johnson's 16 game winning streak. Chris Hoiles started at first base and hit two home runs and drove in six runs. Seattle won the next two games, but the Orioles took the final game of the series as B.J. Surhoff came one hit short of the cycle and drove in career-high 6 RBI. The following weekend the Orioles recorded their first three-game sweep at Seattle since 1989. Once again, the O's bested Johnson in the series finale as Chris Hoiles tied the game with a three-run home run and Rafael Palmeiro delivered a two-run single in the 9th inning to put the Orioles ahead, 8-7. The teams split a two-game series in Seattle in early August. Russ Davis hit a game-winning home run in the 9th inning of the first game, and Brady Anderson 11th inning homer in the next game gave the Birds a 4-3 win. A week later the teams squared off at Camden Yards in a day-night doubleheader. The Orioles defeated Johnson again in the first game, but Baltimore native Kenny Cloutte shut down the O's in the nightcap. The Orioles then took the first two games of the Division Series in Seattle, winning both by scores of 9-3. The Orioles dropped Game 3 in Baltimore, but wrapped up the series with a 3-1 win the next day. The O's defeated Randy Johnson in Game 4, marking the fifth time they defeated the Big Unit in 57.

ALL-TIME SERIES NOTES: On May 17, 1996, Chris Hoiles hit a two-out grand slam in the bottom of the 9th inning to defeat Seattle, 14-13. It was only the 12th two-out grand slam to win a game by one run in baseball history. Randy Johnson (13) and Dave Fleming (4) combined to strikeout 17 Orioles on May 26, 1995, a Baltimore record. The O's tied an AL record when they stranded 15 runners on base in a shutout loss to the Mariners on April 9, 1993. In his first game back from the disabled list, Dan Ford hit three home runs against the Mariners on July 20, 1983. Mike Flanagan faced the minimum 27 batters in a complete game shutout against Seattle on May 3, 1983. He gave up three hits and a walk, but two runners were picked off first, one batter was thrown out trying to stretch a single into a double, and the final runner was retired on a double play.

RECORD BY DECADE:

Year	Home	Away	Total
1970's:	15-1	11-5	26-6
1980's:	30-27	33-24	63-51
1990's:	27-22	20-25	47-47

TAMPA BAY DEVIL RAYS

Tropicana Field
One Tropicana Drive
St. Petersburg, FL 33705
(813)825-3137

Tropicana Field (1998)
Seating Capacity: 45,200
Dimensions (L-R): 315-407-322

Devil Rays' Hotel in Baltimore: Renaissance Harborplace (410) 547-1200
Baltimore Hotel in Tampa: Renaissance Vinoy (813) 894-1000
Director of Public Relations: Andrew Maraniss
Assistant Director of Public Relations: Steve Matesich
Traveling Secretary: Ken Lehner
Manager: Larry Rothschild

1998 SCHEDULE:

Date	At	Time
5/8	TAM	7:05 PM
5/9	TAM	6:35 PM
5/10	TAM	1:35 PM
5/15	BAL	7:05 PM
5/16	BAL	1:35 PM
5/17	BAL	1:35 PM
5/18	BAL	7:05 PM
8/10	TAM	7:05 PM
8/11	TAM	7:05 PM
8/12	TAM	12:35 PM
8/19	TAM	7:35 PM
8/20	TAM	7:35 PM

(eastern standard times)

ORIOLES HOME RUN & RBI LEADERS, PER WEEK AND MONTH

HOME RUNS WEEKLY

HR	Player	Year	Week
7	Boog Powell	1964	June 23-27
6	Jim Gentile	1961	Aug. 23-29
	Jim Gentile	1962	May 19-25
	Frank Robinson	1966	July 18-24
	Boog Powell	1966	Aug. 14-20
	Reggie Jackson	1976	July 18-24
	Lee May	1977	May 30 - June 4
	Mike Young	1985	Aug. 11-17
	Chris Hoiles	1993	June 20-26

HOME RUNS MONTHLY

Home runs	Player	Month/Year
15	Jim Gentile	August, 1961
13	Frank Robinson	July, 1966
12	Boog Powell	June, 1964
	Frank Robinson	August, 1966
	Boog Powell	July, 1969
	Eddie Murray	June, 1978
	Mike Young	August, 1985
	Eddie Murray	July, 1987
11	Boog Powell	August, 1966
	Boog Powell	July, 1969
	Brady Anderson	April, 1996
10	Boog Powell	June, 1969
	Boog Powell	May, 1970
	Rafael Palmeiro	August, 1995
	Rafael Palmeiro	July, 1997

RBI PER WEEK

RBI	Player	Year	Week
17	Mike Young	1985	Aug. 11-17
16	Jim Gentile	1961	May 7-13
	Lee May	1977	May 30 - June 3
14	Boog Powell	1966	July 3-9
	Frank Robinson	1966	Sept. 18-24
	Ken Singleton	1979	July 22-28
	Joe Orsulak	1990	May 20-26
	B.J. Surhoff	1997	May 11-17
13	Jim Gentile	1961	June 25 - July 1
	Frank Robinson	1970	June 21-27
	Dan Graham	1980	July 20-27
	Cal Ripken	1990	July 29 - Aug. 4

RBI PER MONTH

RBI	Player	Month/Year
32	Mike Young	August, 1985
31	Doug DeCinces	July, 1978
	Boog Powell	July, 1969
30	Jim Gentile	August, 1961
	Eddie Murray	Sept., 1980
29	Frank Robinson	July, 1966
	Boog Powell	July, 1970
	Eddie Murray	July, 1985
	Eddie Murray	July, 1987
28	Cal Ripken	Sept., 1991
27	Eddie Murray	May, 1987
	B.J. Surhoff	May, 1997
	Eddie Murray	Sept., 1981
26	Eddie Murray	August, 1982
	Bobby Bonilla	Sept./Oct., 1995

Orioles vs.
Opponents

TEXAS RANGERS

The Ballpark in Arlington
1000 Ballpark Way
Arlington, TX 76011
(817) 273-5222

The Ballpark in Arlington (1994)
Seating Capacity: 49,166
Dimensions (L-R) - 332-400-325

Rangers' Hotel in Baltimore: Marriott Inner Harbor (410) 962-0202
Baltimore Hotel in Texas: Arlington Marriott (817) 261-8200
V.P. of Public Relations: John Blake
Assistant Director of PR: Charley Green
Director of Travel: Chris Lyngos
Manager: Johnny Oates

1997 RESULTS:

Orioles won series, 10-1				
Date	At	W/L	Score	
4/4	TEX	W	5-4	
4/5	TEX	W	9-7	
4/6	TEX	L	3-9	
4/11	BAL	W	9-3	
4/13	BAL	W	9-0	
7/21	TEX	W	5-1	
7/22	TEX	W	9-3	
7/23	TEX	W	3-2	
7/28	TEX	W	7-2	
7/29	TEX	W	5-4	
7/30	TEX	W	3-1	

1998 SCHEDULE:

Date	At	Time
4/17	TEX	8:35 PM
4/18	TEX	8:35 PM
4/19	TEX	3:05 PM
5/28	BAL	7:05 PM
5/29	BAL	7:05 PM
5/30	BAL	1:35 PM
5/31	BAL	1:35 PM
7/15	TEX	8:35 PM
7/16	TEX	8:35 PM
9/14	BAL	7:05 PM
9/15	BAL	7:05 PM

(eastern standard times)

SWEEPS:

Last BAL sweep at home:
3 game: 7/26-7/30/97
4 game: 8/13-8/15/91
Last BAL sweep at TEX:
3 game: 7/21-7/23/97
4 game: 6/17-6/20/96
Last TEX sweep at BAL:
3 game: 4/7-4/10/77
4 game: Never
Last TEX sweep at TEX:
3 game: 4/19-4/21/96
4 game: Never

All-Time Series Results

Year	Home	Road	Total	Year	Home	Road	Total	Year	Home	Road	Total
1972	1-5	5-1	6-6	1984	4-2	5-1	9-3	1996	2-5	1-5	3-10
1973	5-1	5-1	10-2	1985	6-0	4-2	10-2	1997	5-0	5-1	10-1
1974	2-4	2-4	4-8	1986	3-3	2-4	5-7	Totals	81-62	91-53	172-115
1975	3-3	4-2	7-5	1987	4-2	3-3	7-5				
1976	2-4	6-0	8-4	1988	4-2	2-4	6-6				
1977	0-5	4-1	4-6	1989	5-1	4-2	9-3				
1978	3-3	4-1	7-4	1990	4-2	4-2	8-4				
1979	5-1	1-5	6-6	1991	5-1	4-2	9-3				
1980	2-4	4-2	6-6	1992	2-4	5-1	7-5				
1981	0-0	2-1	2-1	1993	2-4	2-4	4-8				
1982	4-2	5-1	9-3	1994	1-2	2-1	3-3				
1983	5-1	4-2	9-3	1995	2-1	2-0	4-1				

Best Season Series Record: 10-1, 1997
Worst Season Series Record: 3-10, 1996
Most Runs, game by Baltimore: 14, 14-11/5/14/83
Most Runs, game by Texas: 26, 26-7, 4/19/96
Longest winning streak: 10, 7/29/83-7/23/84
Longest losing streak: 7, 7/27/95-4/28/96
Current streak: 8 wins, 4/11-7/30/97
Largest crowd at Memorial: 61,650, 4/6/87
Largest crowd at OPACY: 47,854, 7/30/97
Largest crowd at Arlington Stadium: 41,242, 7/4/90
Largest crowd at The Ballpark in Arlington: 46,607, 4/16/94

1997 HIGHLIGHTS: One year after having their worst season in club history against Texas, the Orioles had their best record against the Rangers in 1997, going 10-1...The Orioles took two of three against the Rangers in Arlington on the first weekend of the season...A week later the O's took both games of a rain-shortened series in Baltimore...Rafael Palmeiro became the first player to hit two home runs onto Eutaw Street in the same game when he accomplished the feat on April 11...Two days later, the Birds slammed four home runs and Jimmy Key tossed the O's first shutout of the season in a 9-0 win...In mid-July the Orioles began a long roadtrip with a three-game sweep in Texas that would see them win 20 of their next 26 games...Included in that stretch was a three-game sweep in Baltimore that concluded the season series with the Orioles winning the final eight games against the Rangers...Rafael Palmeiro batted .350 with six home runs and 18 RBI against his former team in '97...Armando Benitez recorded two saves and struck out 16 batters in seven innings against the Rangers.

ALL-TIME SERIES NOTES: The Rangers scored 26 runs against the Orioles on April 19, 1996, including 16 runs in the eighth inning, which set a O's record for most runs allowed in a game and inning...On June 17, 1996 the Orioles and Rangers played to a 1-1 tie when rain forced play to stop in the sixth inning...The two teams set an AL record on August 6, 1986 when the Orioles' Jim Dwyer and Larry Sheets and the Rangers' Toby Harrah hit three grand slams in a single game. Despite hitting both of their grand slams in the same inning, the Orioles blew a five-run lead and lost, 13-11. The loss plummeted the Orioles from 2 1/2 games out of first to a string in which they lost 42 of their final 56 games and a last place finish for the first time in club history...Cal Ripken hit for the cycle on May 6, 1984, making him only the second Oriole to do so (Brooks Robinson was the other, 7/15/60 vs. Chicago)...Texas and Baltimore combined for 41 hits (Texas - 22, Baltimore - 19) in 11 innings on May 14, 1983...Jim Palmer carried a perfect game into the ninth inning on June 16, 1973 before Ken Suarez singled with one out. Palmer finished with a two-hitter.

TORONTO BLUE JAYS

1 Blue Jays Way
Suite 5200
Toronto, ON M5V 1J1
(416) 341-1000

Skydome (1989)
Seating Capacity: 50,516
Dimensions (L-R): 328-375-328

Blue Jays' Hotel in Baltimore: Renaissance Harborplace (410) 547-1200
Baltimore Hotel in Toronto: Westin Harbour Castle (416) 869-1600
Director of Public Relations: Howard Starkman
Assistant Director of Public Relations: Jay Stenhouse
Traveling Secretary: John Brioux
Manager: Tim Johnson

1997 RESULTS:

Tied series, 6-6				
Date	At	W/L	Score	
6/20	TOR	L	0-3	
6/21	TOR	W	5-1	
6/22	TOR	W	5-2	
6/26	BAL	L	0-3	
6/27	BAL	L	1-2	
6/28	BAL	L	2-5	
6/29	BAL	L	2-3	
7/14	BAL	W	9-5	
7/15	BAL	W	8-4	
9/23	TOR	W	3-2	
9/24	TOR	W	9-3	
9/25	TOR	L	3-4	

1998 SCHEDULE: SWEEPS:

Date	At	Time
6/12	TOR	7:05 PM
6/13	TOR	4:05 PM
6/14	TOR	1:05 PM
6/18	BAL	7:35 PM
6/19	BAL	7:35 PM
6/20	BAL	7:05 PM
6/21	BAL	1:35 PM
7/13	BAL	7:35 PM
7/14	BAL	7:35 PM
9/21	TOR	7:05 PM
9/22	TOR	7:05 PM
9/23	TOR	7:05 PM

(eastern standard times)

Last BAL sweep at home:

3 game: 5/9-5/11/94
4 game: 6/29-7/1/79

Last BAL sweep at TOR:

3 game: 6/24-6/26/94
4 game: Never

Last TOR sweep at BAL:

3 game: 8/26-8/28/91
4 game: 6/26-29/97

Last TOR sweep at TOR:

3 game: 4/10-4/12/92
4 game: 6/26-6/28/78

All-Time Series Results

Year	Home	Road	Total	Year	Home	Road	Total	Year	Home	Road	Total
1977	5-3	5-2	10-5	1985	3-4	1-4	4-8	1993	3-4	2-4	5-8
1978	6-1	2-6	8-7	1986	3-3	5-2	8-5	1994	4-2	3-0	7-2
1979	7-0	4-2	11-2	1987	1-6	0-6	1-12	1995	3-4	4-2	7-6
1980	6-0	5-2	11-2	1988	4-2	1-6	5-8	1996	4-2	4-2	8-4
1981	3-1	2-1	5-2	1989	4-3	3-3	7-6	1997	2-4	4-2	6-6
1982	4-2	6-1	10-3	1990	3-3	2-5	5-8	Totals	77-58	62-67	139-125
1983	5-2	2-4	7-6	1991	2-5	3-3	5-8				
1984	2-4	2-5	4-9	1992	3-3	2-5	5-8				

Best Season Series Record: 11-2, 1979 & 1980
Worst Season Series Record: 1-12, 1987
Most Runs, game by Baltimore: 16, 16-6, 6/27/89
Most Runs, game by Toronto: 24, 24-10, 6/26/78
Longest winning streak: 15, 9/8/78-9/6/79
Longest losing streak: 7, 9/14/87-6/20/88
Current streak: 1 loss, 9/25/97
Largest crowd at Memorial: 47,387, 8/23/83
Largest crowd at OPACY: 47,900, 6/27/97
Largest crowd at Skydome: 50,528, 6/25/94

1997 HIGHLIGHTS: The Orioles split the season series against Toronto, 6-6...The Orioles took two of three at Skydome in their first series of the year...In the series opener, Pat Hentgen shutout the Orioles and snapped Mike Mussina's 8-game winning streak...The next day, Roger Clemens shutout the Birds for seven innings before the Orioles touched up the Toronto bullpen for five runs in the final two innings...The following weekend the Blue Jays held the Orioles to a combined five runs in the series and recorded the first four-game sweep in Baltimore in franchise history...The series drew 190,967, the largest four-date series in franchise history...Two weeks later, the O's bats woke up as they scored 17 runs and swept the Jays in a two-game set in Baltimore...For the second consecutive season, the Orioles went into Toronto in the final week of the season, and for the second straight year they clinched a postseason berth at Skydome...On September 24, the Orioles captured their first AL East Division title since 1983, scoring all nine runs in the last four innings...The previous night, rookie Nerio Rodriguez defeated eventual Cy Young Award winner Roger Clemens, 3-2, as the Orioles (with the help of a Yankee loss) reduced their magic number from three to one.

ALL-TIME SERIES NOTES: Roberto Alomar's game-winning home run in the 10th inning at Skydome on September 28, 1996 helped the Orioles clinch a Wild Card berth and their first postseason appearance since 1983...On July 15, 1996 against Toronto, Cal Ripken played third base for the first time since June 30, 1982, snapping a streak of 2,216 games at shortstop...In 1989 the Orioles went to Toronto for the final weekend of the season, trailing the Blue Jays by one game. The Jays won the first game in 11 innings and took the title the next day by coming back from a 3-1 deficit in the 8th inning...Toronto hit a major league record 10 home runs against the Orioles on September 14, 1987. It gave the Blue Jays an 18-3 lead in the bottom of the 8th inning, prompting manager Cal Ripken Sr. to insert Ron Washington at shortstop and ending Cal Ripken Jr.'s consecutive inning streak at 8,243, believed to be a major league record...In one of the most memorable games in Orioles' history, Tippy Martinez picked off three Toronto runners from first base and infielder Lenn Sakata, playing catcher, hit a game-winning home run in the 10th inning to defeat the Blue Jays on August 24, 1983...Toronto defeated the Orioles 24-10 on June 26, 1978, in a game which featured 2.1 scoreless innings by player/coach Elrod Hendricks.

Orioles vs. Opponents

ATLANTA BRAVES

755 Hank Aaron Dr.
Atlanta, GA 30315
(404) 522-7630

Turner Field (1997)
Seating Capacity: 50,062
Dimensions (L-R): 335-400-330

Braves' Hotel in Baltimore: Marriott Inner Harbor (410) 962-0202
Director of Public Relations: Jim Schultz
Manager of Public Relations: Glen Serra
Traveling Secretary: Bill Acree
Manager: Bobby Cox

1997 RESULTS:

Orioles won series, 3-0

Date	At	W/L	Score
6/13	ATL	W	4-3
6/14	ATL	W	6-4
6/15	ATL	W	5-3

1998 SCHEDULE:

Date	At	Time
5/5	BAL	7:35 PM
5/6	BAL	7:05 PM
5/7	BAL	1:35 PM

(eastern standard times)

1997 HIGHLIGHTS: The Orioles swept the Braves, June 13-15 at Turner Field in the first interleague series for each team...Billed as a possible World Series preview, the Braves sent their top three pitchers of Greg Maddux, John Smoltz and Tom Glavine to face the Orioles' Big Three of Jimmy Key, Mike Mussina and Scott Erickson...In the first game, Maddux and Key battled to a scoreless tie until the Orioles put together four runs on five hits in the 6th inning...The next day the Braves jumped ahead 3-1 before Brady Anderson tied the game with a 2-run HR in the 7th inning...Chris Hoiles, who struck out five times earlier that day, doubled in two runs in the 12th...Arthur Rhodes got the win in relief, pitching three no-hit innings and striking out six...In the series finale, the Orioles responded to a 3-0 deficit with three unearned runs in the 7th inning...In the 10th, Lenny Webster's two out, two-run homer gave the Birds a 5-3 lead they would keep...Randy Myers saved all three games of the series, as the bullpen allowed only two runs in 12 innings...The Orioles did not score before the sixth inning in any of the games of the series...The O's left Atlanta with the best record in baseball with a 45-19 mark, and went 53-45 the rest of the way.

FLORIDA MARLINS

Pro Player Stadium
2267 N.W. 199th Street
Miami, FL 33056

Pro Player Stadium (1993)
Seating Capacity: 42,531
Dimensions (L-R): 330-434-345

Marlins' Hotel in Baltimore: Renaissance Harborplace (410) 547-1200
Director, Baseball Information & Publicity: Ron Colangelo
Assistant Director, Baseball Information & Publicity: Julio C. Sarmiento
Director, Team Travel: Bill Beck
Manager: Jim Leyland

1997 RESULTS:

Marlins won series, 3-0

Date	At	W/L	Score
9/1	FLA	L	4-10
9/2	FLA	L	2-3
9/3	FLA	L	6-7

1998 SCHEDULE:

Date	At	Time
6/30	BAL	7:35 PM
7/1	BAL	7:35 PM
7/2	BAL	3:05 PM

(eastern standard times)

1997 HIGHLIGHTS: The Orioles were swept in a three-game series by the World Champion Marlins in Miami, September 1-3...Florida won the first game of the series, 10-4, behind a 6th inning grand slam by Devon White and six shutout innings from their bullpen...The next night Mike Mussina and Kevin Brown were locked in a pitchers' duel that went 2-2 into the 10th inning. Edgar Renteria singled in Gregg Zaun in the 10th to give the Marlins a 3-2 win...In the series finale the Orioles held a 6-3 lead before the Marlins rallied for three runs in the 6th inning...Gary Sheffield hit a solo home run in the bottom of the 9th to give Florida a 7-6 victory...The Orioles left 25 men on base in the series.

MONTREAL EXPOS

P.O. Box 500, Station 'M'
Montreal, QC H1V 3P2
(514) 253-8282

Olympic Stadium (1977)
Seating Capacity: 46,500
Dimensions (L-R): 325-404-325

Baltimore Hotel in Montreal: Le Centre Sheraton (514) 878-2000
Director, Media Relations: P.J. Loyello
Director, Media Services: Monique Giroux
Coordinator, Team Travel: Sean Cunningham
Manager: Felipe Alou

1997 RESULTS:

Expos won series, 2-1

Date	At	W/L	Score
6/16	BAL	L	4-6
6/17	BAL	W	5-4
6/18	BAL	L	0-1

1998 SCHEDULE:

Date	At	Time
6/26	MON	7:35 PM
6/27	MON	7:05 PM
6/28	MON	1:35 PM

(eastern standard times)

1997 HIGHLIGHTS: The Expos won two of three games against the Orioles in 1997, in the first ever meeting between the two teams...The Orioles entered the June 16-18 series fresh off a sweep of the Atlanta Braves and with the best record in baseball...Montreal, behind six extra-base hits, took the first game of the series, 6-4. In that game, Chris Hoiles sprained his medial collateral ligament on his right knee in a collision at the plate with F.P. Santangelo and was lost for the next month...The Orioles bounced back to win the second game of the series, 5-4. Henry Rodriguez hit the only Eutaw Street home run by a visiting player in 1997. The ball traveled 443 feet...In the series finale, Carlos Perez outdueled Jimmy Key in a 1-0 Expos' victory. Former Oriole Sherman Obando drove in the game's only run with a solo home run...The series was the first the Orioles lost at home in 97.

NEW YORK METS

Shea Stadium
123-01 Roosevelt Avenue
Flushing, NY 11368
(718) 507-6387

Shea Stadium (1964)
Seating Capacity: 55,775
Dimensions (L-R): 338-410-338

Mets' Hotel in Baltimore: Renaissance Harborplace (410) 547-1200
Director of Media Relations & Team Travel: Jay Horwitz
Media Relations Assistant: Shannon Dalton
Manager: Bobby Valentine

1997 RESULTS:

Mets won series, 2-1

Date	At	W/L	Score
8/29	BAL	W	4-3
8/30	BAL	L	6-13
8/31	BAL	L	1-4

1998 SCHEDULE:

Date	At	Time
6/22	BAL	7:35 PM
6/23	BAL	7:35 PM
6/24	NY	7:10 PM
6/25	NY	7:10 PM

(eastern standard times)

1997 HIGHLIGHTS: The Mets took two of three games from the Orioles in Baltimore in the first regular season meeting between the two teams...The Orioles took the series opener, 4-3, when Cal Ripken singled in the winning run in the 12th inning...The next day the Mets hit five doubles on their way to a 13-6 win...The Mets took the final game of the series, 4-1, behind the four-hit pitching of Rick Reed...The series drew 144,165, the largest three-game series at Oriole Park. The individual games of this series rank as the second, third and fourth largest regular season crowds in Camden Yards history...1997 was actually the second time New York has visited Camden Yards. The Mets and Orioles the first game in Oriole Park, an exhibition on April 3, 1992...The other these two teams faced each other was in the 1969 World Series, won by the Mets, 4 games to 1.

Orioles vs.
Opponents

PHILADELPHIA PHILLIES

P.O. Box 7575
Philadelphia, PA 19101
(215) 463-6000

Veterans Stadium (1971)
Seating Capacity: 62,409
Dimensions (L-R): 330-408-330

Baltimore Hotel in Philadelphia: Sheraton Society Hill (215) 238-6000

Vice President, Public Relations: Larry Shenk

Manager, Publicity: Leigh Tobin

Traveling Secretary: Eddie Ferenz

Manager: Terry Francona

1997 RESULTS:

Date	At	W/L	Score
6/30	BAL	W	8-1
7/1	BAL	W	4-1
7/2	BAL	W	10-6


1998 SCHEDULE:

Date	At	Time
6/8	PHI	7:35 PM
6/9	PHI	7:35 PM
6/10	PHI	7:35 PM

(eastern standard times)

1997 HIGHLIGHTS: The Orioles swept the Phillies in a three-game series in Baltimore... In the first game of the series on June 30, Mike Mussina defeated former Oriole farmhand Calvin Maduro to collect his 100th career win. Cal Ripken broke the game open with his seventh career grand slam, and second of the season... The following night Randy Myers struck out the side in the ninth for his 300th career save... President Bill Clinton threw out the first pitch of the series finale... The Orioles defeated Philadelphia, 10-8, despite four home runs by the Phillies, including two by NL Rookie of the Year Scott Rolen... The Birds rallied for six runs in the final two innings, keyed by a bases loaded double by Jeff Reboulet... That loss was Philadelphia's ninth straight and 17th in their last 18 games... The series drew a combined 143,232, fourth-largest attendance for a three-game series in Camden Yards history... In addition to the '97 season, the teams met one other time, when the Orioles defeated the Phillies 4 games to 1 in the 1983 World Series.

1998 MINOR LEAGUES



Ryan Minor, 1997 recipient of the Brooks Robinson Minor League Player of the Year Award.

Minor
League

ORIOLES SCOUTING DEPARTMENT

Scouting Director

Gary Nickels
1873 River Ridge Circle
Naperville, IL 60565

National Crosschecker

Mike Ledna
463 Bernard Drive
Buffalo Grove, IL 60089

Scouting Administrator

Matt Slater
5-J Misty Wood Circle
Timonium, MD 21093

Regional Supervisors

Logan White (Western US) 402 E. Glenhaven Dr. Phoenix, AZ 85048	Manny Estrada (International) 809 Regal Palm Court Brandon, FL 33510	Earl Winn (Midwestern US) 302 Crestlake Way Bowling Green, KY 42104	John Green (Eastern US) 852 Conowingo Road Conowingo, MD 21818
--	---	--	---

Special Assistant to General Manager

Fred Uhlman Sr.
1396 Rivermist Court
Baltimore, MD 21226

Special Assignment Scouts

Deacon Jones 1015 Gold Finch Sugar Land, TX 77478	Curt Motton 3107 Persimmon Tree Ct Woodstock, MD 21163	Don Welke 206 Beckley Wood Drive Louisville, KY 40245
---	--	---

International Scouts

Patrick Guerrero (Dom Republic) Alro Paulino #10-A, Apt 2A Encanche Naio Santo Domingo, DR	Jesus (Chu) Halabi (Aruba, Curacao, Caribbean) P.O. Box 724 Aruba	Ubaldo Heredia (Venezuela) AV. Fuerzas Armadas, Est. San Francisco, Piso 3, Apt 21 Caracas, Venezuela
Salvador Ramirez (Dom Republic) Calle Medicina #8 Barrio Hazin San Pedro de Macoris, DR	Arturo Sanchez (Venezuela) Apartado Postal 982 Barquisimeto, Lara Venezuela	Brett Ward (Australia) 7 Fan Simeon Road Queensland Australia 4226

Full-Time Scouts

Ray Kraczk (So CA/So NV) 27865 Via Arica Laguna Niguel, CA 92677	Jim Robinson (TX) 1212 Chapel Hill Dr Mansfield, TX 76063	Lane Decker (OK/KS/MO/NE/SD/ND) 4700 Matt Dr N.E. Piedmont, OK 73078	Gil Kubiak (So CA) 4542 Scenario Drive Huntington Beach, CA 92648
Marc Trumula (MD/DE/WV/VANC) 19700 Crystal Rock #24 Germantown, MD 20874	Jeff Morris (AZ/UT/WY/CO/NM) 2140 Bitter Cherry Tucson, AZ 85715	Jim Howard (NY/NJ/PA/New England) 30 Maple Ridge Ave Clifton Park, NY 12065	Harry Shelton (No FL) 1924 Cassingham Circle Orlando, FL 32818
Dean Decillis (So FL/PR) 8380 Lagos De Camp #110 Tamarac, FL 33321	Lamar North (GA/SC) 1307 South Crest Rd Rossville, GA 30741	Fred Petersen (IL/IN/IA/WI/MN) 2525 Old Tavern Road # 17 Lisle, IL 60532	Ed Sprague (No CA/No NV) 19015 N. Davis Drive Lodi, CA 95242
Mike Tullier (LA/AR/MS/AL) 7807 Fig Street New Orleans, LA 70125	John Gillette (WA/OR/ID/MT) 11002 Forbes Creek Dr. R 304 Kirkland, WA 98033	Marc Ziegler (MI/OH/KY/TN) 6809 Kristins Cove Lane Canal Winchester, OH 43110	

Part-Time Scouts

Gil Bassetti Brooklyn, NY	Bob Bellison Damascus, MD	Terry Brewer Charlotte, NC	Benito Rosario Dominican Republic
Mike Brookhart Highlands Ranch, CO	Jim Gilbert Hagerstown, MD	Dave Camic Danville, KY	Pat Ramone Hockessin, DE
Tony Segzda Elco, PA	Luis Silveira Atascadero, CA	Tom Sugimoto Sacramento, CA	Ivan Vojvoda Los Altos, CA
Jesus Carmona Mexico	Marco Cobos Panama	Ernst Meyer Curacao	

ORIOLES SCOUTING AND MINOR LEAGUE ORGANIZATION

Vice Chairman	Joe Foss
General Manager	Pat Gillick
Assistant General Manager	Kevin Malone
Director of Player Development	Syd Thrift
Director of Scouting	Gary Nickels
Special Assistant to the GM	Fred Uhlman, Sr.
Scouting Administrator	Matthew S. Slater
Assistant Director of Player Development	Don Buford
Administrative Assistant/General Manager	Ellen Harrigan
Administrative Assistant/Player Development	Ann Lange
Computer Services/Scouting	Marcy Zerhusen
Coordinator of Minor League Instruction	Tom Trebelhorn
Minor League Camp Coordinator	Lenny Johnston
Minor League Roving Hitting Instructor	Dave Stockstill
Minor League Pitching Coordinator	Moe Drabowsky
Minor League Medical Coordinator	Guido Van Rysseghem
Minor League Strength/Conditioning Coach	Pat Hedge
Minor League Groundskeeper	Jaime Rodriguez
Minor League Bunting/Baserunning Coordinator	Joe Tanner
Major League Scout/Instructor	John Stearns

1997 Minor League Summary

CLUB	LEAGUE	MANAGER	W-L	PCT	GB	PLACE
Rochester	International	Marv Foley	83-58	.589	+2.0	1st (East)
Bowie	Eastern	Joe Ferguson	75-67	.528	-11.0	2nd (Southern)
Fredrick	Carolina	Dave Hilton	69-71	.493		
	Overall		1st Half	.425	.643	1st (Northern)
			2nd Half	.246	.343	4th (Northern)
Delmarva	S. Atlantic	Tommy Shields	77-65	.550		
	Overall		1st Half	.403	.563	0.0
			2nd Half	.374	.521	-1.0
Bluefield	Appalachian	Bobby Dickerson	40-29	.580	+1.0	1st (East)
Sarasota	Gulf Coast	Butch Davis	27-33	.450	-9.0	6th (Western)
Overall Record			371-323	.535		

PLAYOFFS:

ROCHESTER: Defeated Pawtucket in International League semifinals, 3 games to 1
Defeated Columbus (OH) in Governors Cup final (Int. League championship), 3 games to 2
BOWIE: Lost to Harrisburg in Eastern League in Southern Division finals, 3 games to 2
FREDERICK: Lost to Lynchburg in Carolina League in Northern Division finals, 2 games to 1
DELMARVA: Defeated Hickory in South Atlantic League quarterfinals, 2 games to 0
Defeated Charleston (WV) in semifinals, 2 games to 1
Defeated Greensboro in South Atlantic League Championship, 2 games to 1
BLUEFIELD: Defeated Princeton in Appalachian League in Eastern Division Finals, 1 game to 0
Defeated Pulaski in Appalachian League Championship Series, 2 games to 0

Player of the Year

RYAN MINOR

POS	AVG	G	AB	R	H	2B	3B	HR	RBI	BB	SO	SB	CS	SLG
3B	.307	134	488	83	150	42	1	24	97	51	102	7	3	.545

Pitcher of the Year

STEVE MONTGOMERY

W-L	ERA	G	GS	CG	ShO	Sv	IP	H	R	ER	HR	BB	SO
10-7	3.52	26	24	2	0	0	143.0	131	68	56	16	55	129

ORIOLES 1997 MINOR LEAGUE SUMMARY

The Orioles farm system, ranked 28th and last among the existing major league franchises at the start of the 1997 season by *Baseball America*, brought home three league championships in 1997 — most in the majors. Rochester (AAA-International League), Delmarva (Class A-South Atlantic League) and Bluefield (Rookie-Appalachian League) all won playoffs for their league titles. In addition, two other Orioles affiliates, Bowie (AA-Eastern League) and Frederick (Class A-Carolina League) both advanced to league playoffs, matching the New York Yankees with five teams in post-season play, the most in baseball. Overall, Orioles farm teams finished with a 371-323 record (.535), the third best overall win-loss record in the minors behind the Yankees (.556, 386-308) and the Cincinnati Reds (.541, 342-290). It was the sixth time in the last eight seasons Orioles minor league teams have finished with a winning record.

In all, nine players were promoted from the minors to the major league roster during the 1997 season and 16 players were named to mid-season or year-end league All-Star teams. The organization's Player of the Year was Class A Delmarva 3B Ryan Minor, who batted .307 with 24 home runs and 97 RBI in his second pro season. The organization's Pitcher of the Year was right-hander Steve Montgomery, who went 10-5 at AA Bowie with a 3.10 ERA.

ROCHESTER (AAA)

The Red Wings moved into their new Frontier Field ballpark and won their 10th International League championship in 1997. It was their first Governors Cup title since 1990 and made manager Marv Foley the first to win a title in all three AAA leagues. Rochester won the Eastern Division title before beating Pawtucket and Columbus in the playoffs. The Red Wings finished second in the IL in attendance, setting a franchise record with 498,847 fans. Francisco Matos (.324) finished 2nd and Tommy Davis (.304) finished 10th in the league in batting, while Esteban Yan (11-10, 3.10) was 2nd and Rick Krivda (14-2, 3.39) was 5th in ERA. Nerio Rodriguez led the league with 160 strikeouts and Yan finished 5th with 131. Krivda tied for 2nd in wins despite being called up by the Orioles on July 28. Outfielder Danny Cilyburn (.300, 20 HR, 76 RBI) was named to the IL post-season All-Star squad, and Foley was named the league's manager of the year. Yan was drafted by Tampa Bay in the expansion draft following the season.

BOWIE (AA)

The Baysox finished 2nd in the Eastern League's Southern Division, 11 games behind Harrisburg, but pushed the Senators to a 5th and deciding game before losing, 6-3, in the playoffs. Bowie drew 409,285 fans, third in the league. Right-hander Steve Montgomery and outfielder David Dellucci led the Baysox on the field. Montgomery went 10-5, was 3rd in the EL with a 3.10 ERA and was named the organization's pitcher of the year. Dellucci finished 2nd in the league in batting (.327), on-base pct (.421) and slugging (.574) and became the first position player ever to make the jump from AA Bowie to the majors, spending two stints with the Orioles in '97. He was drafted by Arizona in the expansion draft following the season. Julio Moreno (9-6, 3.83) finished 7th in the league in ERA and Johnny Isom was 4th in the loop with 91 RBI.

FREDERICK (A)

The Keys had a true up-and-down season, winning the Carolina League's Northern Division's 1st half standings (45-25) before dropping to the cellar in the 2nd half (24-26). Frederick then fell to 2nd half winner Lynchburg in the playoffs. The Keys finished 3rd in the league in attendance, drawing 274,894 fans to Grove Stadium. Rick Short split time between 2B and 3B and earned team MVP and Carolina League all-star team honors, leading the league with a .319 average. Catcher Jimmy Foster batted .350 in 61 games for Frederick, splitting his time between three teams.

DELMARVA (A)

In their first season in the Orioles organization, the Shorebirds brought home the South Atlantic League title after tying for 1st place in the Sally's Northern Division 1st half and finishing 2nd in the 2nd half. Delmarva drew a league-leading 324,412 fans for 67 dates, and was honored with the Merritt Award as the SAL organization of the year. 3B Ryan Minor (.307, 24 HR, 97 RBI) was named the league's top major league prospect, while 1B Calvin Pickering batted .311 with 25 HR and 79 RBI. Right-hander Maximo Heredia (10-5, 2.13) led the Sally in ERA and Ryan Kohlmeier's 24 saves also topped the circuit.

BLUEFIELD (Rookie)

Bluefield had to win a one-game playoff with Princeton for the Appalachian League's East Division title, then swept Pulaski in the best-of-three championship series to earn its second consecutive league title. Bluefield became the first Orioles affiliate to earn back-to-back championships since Miami won four straight Florida State League crowns from 1969-72. Bluefield won consecutive titles in '62-'63 and '71-'72 when the Appalachian League did not have a post-season playoff. The Orioles drew 43,300 fans, tied for fourth in the Appy League. Shortstop Jerry Hairston finished 10th in the league with a .330 batting average, while right-hander Richard Bauer (8-3, 2.86) tied for 2nd in wins and was 6th in ERA.

GULFCOAST (Rookie)

The Orioles finished 6th in the Gulf Coast League's Western Division, but were only 4 1/2 games out of 3rd place under rookie manager Butch Davis. Craig Ratliff (2-5, 2.75) and Raymond Casteel (2-3, 2.77) finished 10th and 11th, respectively, in the GCL in ERA.

DOMINICAN SUMMER LEAGUE

The Orioles entry finished last in the seven-team San Pedro de Macoris division with a 24-46 record. Outfielder Napoleon Calzado led the club with a .321 batting average and 26 RBI.

MINOR LEAGUE STAFF

ROVING INSTRUCTORS/COORDINATORS

GUIDO A.M. VAN RYSEGEM MEDICAL COORDINATOR

HT: 6-1 WT: 190

Born: Aug. 4, 1959, Antwerp, Belgium

Resides: Port Charlotte, FL

NOTES: Replaces Kevin Harmon, who was named assistant trainer for the Tampa Bay Devil Rays...Is in his second season in Orioles organization...Served as trainer for AAA Rochester in '97 after serving three seasons in Texas organization...Spent '96 season at AA Tulsa after two seasons at Class A Charlotte...Began professional training career with Class A Eugene Emeralds in Kansas City organization in 1991...Worked in 1992-93 as head athletic trainer for club sports at the University of Oregon...While a student at Oregon, he had a series of training internships with the Seattle Mariners.

PERSONAL: Earned his masters degree in sports medicine and athletic training from the University of Oregon in Eugene, OR, in 1993...Received a nursing degree in his native Belgium in 1983...Is fluent in Dutch, French and English...Works as an athletic trainer in a sports medicine clinic in the off-seasons...Married to the former Martha Adams (7/23/83)...They have two children, Sam, 10, and Lisa, 6...Enjoys traveling, camping, hiking and reading.

TRAINING CAREER

1997 Trainer, Rochester Red Wings, International, AAA (Orioles)
1996 Trainer, Tulsa Drillers, Texas, AA (Rangers)
1994-95 Trainer, Charlotte Rangers, Florida State, A (Rangers)
1991 Trainer, Eugene Emeralds, Northwest, A (Royals)

MYRON WALTER (MOE) DRABOWSKY MINOR LEAGUE PITCHING COORDINATOR

HT: 6-2 WT: 193 B: R T: R

Born: July 21, 35, Ozanna, Poland Resides: Sarasota, FL

NOTES: Is in his fourth stint with the Birds, perhaps a modern-day record...Had two different stints with the O's as a player and served in 1992 as pitching coach for the AA Hagerstown Suns...Left Hagerstown after '92 to serve as the Cubs major league pitching coach in '93 and '94 and returned to Orioles system in '95 as minor league pitching coordinator...Began his coaching career in '86 as the major league relief pitching coach with the White Sox...Was assigned to Birmingham in '87 and moved to Vancouver in '89, serving as pitching coach under current Rochester Manager, Marv Foley, for the next three seasons...Moved back to the O's organization in '92 to coach the Hagerstown Suns, who were managed by Don Buford, the current O's Assistant Director of Player Development.

Spent 17 seasons in the big leagues, posting an 88-105 record and 55 saves with a 3.71 ERA as both a starter and a reliever...Began his pro career in the big leagues with the Cubs in 1956, spending five seasons in Chicago...Also pitched for the Braves, Reds and Athletics before being selected by the O's in the major league draft following the 1965 season...Posted a perfect 6-0 record for the 1966 World Champion Orioles...Enjoyed greatest moment in his career on Oct. 5, 1966, when he won the World Series opener vs. the Dodgers with a spectacular relief job...Went 6.2 innings in relief of Dave McNally and allowed just one hit while fanning a series-record 11...Six of the punch-outs were in succession to tie a mark set by the Reds' Hod Eller in 1919...Established a then-club record by winning 12 straight over a two-season stretch ('66-'67)...Was selected by the Royals in the 1968 expansion draft, but was required by the O's in 1970...Completed his pitching career in 1972 with the White Sox.

PERSONAL: Born in Ozanna, Poland...Studied economics at Trinity University in Hartford...Pitched no-hit, no-run game against Wesleyan College in 1956, striking out 16.

COACHING CAREER

1996 Pitching Coach, Chicago White Sox
1987-88 Pitching Coach, Birmingham Barons, Southern Assn., AA (ChiWS)
1989 Pitching Coach, Vancouver Canadians, Pacific Coast League, AAA (ChiWS)
1992 Pitching Coach, Hagerstown Suns, Carolina League, A (Orioles)
1993-4 Pitching Coach, Chicago Cubs
1995 Minor League Pitching Instructor, Baltimore Orioles

PATRICK (PAT) FRANCIS HEDGE
MINOR LEAGUE STRENGTH AND
CONDITIONING COACH

HT: 6-0 **WT:** 190 **B:** R **T:** R
Born: Dec. 10, 1966, New Haven, CT **Resides:** Bristol, CT
NOTES: Begins his 6th season in his current position and 9th overall within the organization...Works closely with major league strength and conditioning coach Tim Bishop in constructing a uniform method of conditioning throughout the organization...Began his career with the O's as an outfielder, selected in the 22nd round of the '89 June draft...Played three seasons in the Orioles farm system, including his final two with the Frederick Keys ('90 & '91), playing 210 games...Established a reputation for hustle, hard work and overachievement during his playing days...In his final season in Frederick, he ran through the outfield fence in Lynchburg in pursuit of a flyball...Was released following the 1991 season and returned to the University of Hartford to obtain a degree in physical education...Attends the University of Connecticut in effort to obtain his masters in exercise physiology.
PERSONAL: 1985 Graduate of the Morgan (CT) School...Lettered in baseball, football and basketball while at Morgan...Received a nomination to attend the Air Force Academy...Played three years of baseball at the University of Hartford where he was roommate of 1994 NL MVP Jeff Bagwell...Was MVP of the Eastern Regionals in 1988.

COACHING CAREER
 1993- Minor League Strength and Conditioning Coach (Orioles)

LEONARD (LEN) E. JOHNSTON
CAMP COORDINATOR

HT: 5-10 **WT:** 175 **B:** L **T:** L
Born: March 15, 1928, Pontiac, MI **Resides:** Carmel, IN
NOTES: Entering his 22nd season with the Orioles organization, he is one of the deans of the organization in terms of service, having been with the club since 1976 in a number of different capacities...Only area-scout Lamar North ('76) has been with the organization as long...Signed to first pro contract by White Sox upon graduation from college...Was named American Baseball Congress Rookie of the Year in 1953 while with Colorado Springs (A)...Led Southern Association in stolen bases in '54 (39), the American Association in '55 (25) and the International League in '56 (40), '57 (26) and '58 (37)...Spent his last 12 seasons in AAA, playing in Indianapolis his final six seasons...Finished with a .284 career mark with 325 stolen bases...Stole 20-or-more bases in eight professional seasons. Began his managerial career in 1967 in the Washington Senators farm system (managed Burlington in the Carolina League in '67-'68 and coached at Buffalo in International League in '69)...He later managed and scouted for the Cleveland Indians organization for five years...Joined the O's organization as a manager at Miami '76-'77...Also served as a Midwest scout and field coordinator, '79-'83; as a cross-checker, camp coordinator and Mid-American scout, '84-'88; and as an interim manager with Hagerstown in the second half of 1984...Was a regional scouting supervisor in '88 and has served as minor league camp coordinator for the last seven seasons.
PERSONAL: Graduated in 1946 from Saginaw Arthur Hill (MI) HS and from Western Michigan University in 1952...He played baseball at both schools...Was inducted into the Western Michigan Hall of Fame...Is featured in Baseball America's book The Minor League Register, an encyclopedia of minor league stars.

RECORD AS MANAGER				
Year	Class	Club	League	W-L Pct Pos
1967	A	Burlington	Carolina	70-69 .504 3rd
1968	A	Burlington	Carolina	56-84 .400 6th
1970	A	Sumter	West Coast	61-68 .473 6/2
1971	R	Sarasota	Gulf Coast	28-24 .538 3rd
1972	AA	Elmira	Eastern	46-91 .336 4th
1973	R	Sarasota	Gulf Coast	32-24 .571 2nd
1974	A	Peninsula	Carolina	58-76 .433 5/5
1976	A	Miami	Florida State	79-63 .556 1st
1977	A	Miami	Florida State	72-66 .522 2nd
1984	A	Hagerstown	Carolina	27-39 .409 4th
CAREER TOTALS			(10 years)	529 604 .457

JAIME RODRIGUEZ
MINOR LEAGUE HEAD GROUNDSKEEPER

HT: 5-10 **WT:** 170
Born: Feb. 7, 1946, Cagua, PR **Resides:** Sarasota, FL
NOTES: Begins his 25th year as the head groundskeeper for the Orioles' minor league operations...Oversees field and clubhouse operations at Orioles' minor league spring training complex in Sarasota and for Gulf Coast League games, and is a "troubleshooter" for all the organization's minor league fields during the season...Has been with the organization since 1960, except for two years (1977-79)...Was batboy and clubhouse and field attendant for the major league camp in Miami, 1960-68...Joined Pat Santarone's groundscrew in Baltimore at Memorial Stadium for three years, 1969-71, before being named head groundskeeper for the Orioles' minor league system in 1972...Worked briefly for the Miami Amigos in the Inter-American League in 1979...Signed and played 2B for the Orioles Class A Miami Farm Club in 1969 because of injuries to others...Played Winter Ball in Panama for several years.
PERSONAL: Has been married to his wife, Mirta, for 25 years...They have 2 children, Yvette, 19, and Jimmy, 22...Jimmy has worked with his father the last 4 years and is pursuing a landscaping degree.

DAVID STOCKSTILL
ROVING HITTING INSTRUCTOR

HT: 6-0 **WT:** 195 **B:** L **T:** R
Born: Oct. 4, 1957, Springfield, MO **Resides:** Hurley, MO
NOTES: Begins his 5th season as a hitting instructor in the Orioles organization...Played 16 years professionally including the last eight in Mexico...Originally signed with the Cubs as a free agent in June 1978...Played in the Cubs ('78-'81), Rangers ('81-'85), Giants ('87) and Expos ('91) organizations...Hit .283 with 27 homers and had a league-leading 101 RBI with Geneva (A) in 1979, capturing Midwest League's MVP honors...Played three seasons with Oklahoma City (AAA) before moving to the Mexican League in '86...Played eight seasons in the Mexican League for three teams: Puebla ('86-'87), Jalisco ('88) and Union Laguna ('89-'93)...Spent the last 1 1/2 seasons as player/manager...Finished with a .342 lifetime average, third on the all-time Mexican League's list...Averaged 21 homers and 91 RBI his first six seasons in the league ('86-'91)...Guided Union Laguna to 60-71 record in his last season and first full season as player/manager...Played numerous seasons in the Mexico Pacific League during the off-season...Served as batting coach for the Perth Heat during the '94-'95 off-season.
PERSONAL: Graduated from Hurley (MO) HS where he was All-State in baseball and basketball...Graduated from John Brown (AR) University where he played baseball for three seasons under former major league outfielder and former O's minor league hitting coordinator Wally Moon...Was a two-time NAIA All-America selection while at John Brown.

COACHING CAREER
 1992-93 Player/Manager, Union Laguna Cotton Pickers, Mexican League
 1994- Roving Minor League Hitting Instructor, Orioles

JOSEPH (JOE) TANNER
ROVING BUNTING/BASERUNNING INSTRUCTOR

HT: 6-2 **WT:** 210 **B:** R **T:** R
Born: Nov. 16, 1931 **Resides:** Sarasota, FL
NOTES: Returns for his 3rd season in the O's system...Started as bunting instructor and added baserunning instruction to his duties last year...Was out of baseball in '95 after spending 1992-94 in the Chicago Cubs organization...At Peoria (Midwest League, A) in '94, he was a coach for hitting, bunting, baserunning and fielding...Was a roving instructor for the Chicago White Sox in '89-'90 and for the Pittsburgh Pirates in '86-'87...In 1974, he was a baserunning instructor for the White Sox while former O's General Manager Roland Hemond was the GM there...Worked at the Kansas City Royals Baseball Academy in Sarasota, FL from the fall 1970 through the 1973 season...Signed with the Red Sox in 1953 and played through '61...Played AAA ball predominantly with Louisville, Minneapolis, Omaha and San Francisco, spanning the American Association, Pacific Coast League and the International League...Retired voluntarily in '61 to enter the stockbroker business, where he worked until 1970 and again from '75 to '86.
PERSONAL: Married with three kids and six grandchildren...Originally from Laurel, MS...Started at Texas University in 1950 but left in '53 to pursue

Minor
League

baseball career; earned a degree in finance and banking from TU through correspondence in 1960...Enjoys fishing and quayle-hunting.

COACHING CAREER

1974	Roving Baserunning Instructor, Chicago White Sox
1986-87	Roving Bunting Instructor, Pittsburgh Pirates
1989-90	Roving Bunting Instructor, Chicago White Sox
1992-93	Roving Bunting/Baserunning Instructor, Chicago Cubs
1994	Hitting and Fielding Coach, Peoria, Midwest League, A (Cubs)
1996-	Roving Bunting Instructor, Orioles

THOMAS (TOM) LYNN TREBELHORN MINOR LEAGUE COORDINATOR OF INSTRUCTION

HT: 5-11, WT: 178

Born: Jan. 27, 1948, Portland, Oregon **Resides:** Portland, OR

NOTES: Begins his 3rd season as Orioles coordinator of instruction for the minors...Joined O's with 14 years of managerial experience, two years as a coach, and five years as a minor league player under his belt...Managed the Milwaukee Brewers from 1986 through 1991 and the Chicago Cubs in 1994...Is 2nd to Phil Garner on the Brewer's all-time managing lists in games (819) and wins (422)...Named Baseball America's and Sports Illustrated's Manager of the Year in 1987...Was a coach for the American League All-Star team in 1988...Served as the Cubs bench coach and offensive coordinator in the 1992 and '93 seasons...Began managerial career in 1975 in the Oakland organization with Boise (A) of the Northwest League...Stayed at the A level for four years before managing three seasons in AAA ball in the Pittsburgh Pirates organization...In five minor league seasons as a catcher and infielder, had a .242 batting average and a .983 fielding mark in 244 professional games...Pro playing career began in 1970 in the Brewers organization with Bend (A), where he was an All-Star...Batted a career-high .315 and led the Northwest League catchers with a .997 fielding mark...Following brief stints with Walla Walla (Northwest League), Burlington (Midwest League) and Birmingham (Southwest League), he finished his active career at Oakland's Lewiston in the Northwest League in 1974 as a player-coach...Managed Perth in the Australian Winter League this past winter.

PERSONAL: Graduated from Portland State University in 1970 with a bachelor's degree in history and teaching...Played basketball for two years and baseball for four years at Portland State, earning All-Coast NCAA University honors as a senior in baseball...Has four sons: Rob, Jeff, Chris and Nick...Enjoys golf, ice skating, and downhill and cross country skiing.

RECORD AS MANAGER

Year	Class	Club	League	W-L	Pct	Pos
1975	A	Boise	Northwest	39-39	.500	3rd
1976	A	Boise	Northwest	33-38	.465	3rd
1977	A	Modesto	California	53-87	.379	4th, 6th
1979	A	Batavia	New York-Penn	37-34	.521	3rd
1982	AAA	Portland	Pacific Coast	65-79	.451	5th, 5th
1983	AAA	Hawaii	Pacific Coast	72-71	.503	4th, 2nd
1985	AAA	Vancouver	Pacific Coast	79-64	.552	2nd, 1st
1986	MLB	Milwaukee	American	6-3	.667	6th
1987	MLB	Milwaukee	American	91-71	.562	3rd
1988	MLB	Milwaukee	American	87-75	.537	3rd
1989	MLB	Milwaukee	American	81-81	.500	4th
1990	MLB	Milwaukee	American	74-88	.457	6th
1991	MLB	Milwaukee	American	83-79	.512	4th
1994	MLB	Chicago	National	49-64	.434	5th

CAREER MAJOR LEAGUE TOTALS (7 years) 471-461 .505
CAREER MINOR LEAGUE TOTALS (7 years) 378-412 .478

COACHING CAREER

1984	First Base Coach, Milwaukee Brewers
1986	Third Base Coach, Milwaukee Brewers
1996-	Minor League Coordinator of Instruction, Orioles

JOHN HARDIN STEARNS MAJOR LEAGUE SCOUT/INSTRUCTOR

HT: 5-11 WT: 190 B: R T: R

Born: August 21, 1951, Denver, CO **Resides:** Boulder, CO

NOTES: Will serve as a scout and roving minor league instructor this season after spending two years as Orioles first base coach...Will scout major league clubs in Arizona during spring training before assisting minor league staff...Has spent 11 of the past 12 years as a scout, coach or manager for six organizations since his playing career ended in spring training of 1986 with Texas...Prior to joining Orioles organization, spent three years with Cincinnati

organization...Was on Reds coaching staff in '95...Was Appalachian League "Manager of the Year" in '94 after guiding Reds' Rookie league Princeton team to Appy League title...Following season, managed Peoria to Arizona Fall League crown...Spent '93 as major league scout for Reds...Worked as an analyst on ESPN baseball broadcasts in 1992...Managed Toronto's AA club in Knoxville for two seasons ('91-'92), winning Southern League's Northern Division crown in first year...Was Yankees bullpen coach in 1989...Served as roving catching and hitting instructor with Houston in '88...Served in same capacity as well as serving as major league advance scout for Brewers in '87.

Enjoyed an 11-year major league playing career, the last 10 seasons as a catcher with the Mets...Was a 4-time National League all-star (1977-79-80-82)...Traveled with major league all-stars on post-season Japan tour in '79...Best season was 1978, when he caught 144 games and hit 15 Hr with 73 RBI...Finished career with a .260 average and 46 home runs...Began his career in Phillies organization and played one game with them in 1974 before being traded to New York.

PERSONAL: Graduated from the University of Colorado, where he earned All-Big Eight honors in football (defensive back) in 1972 and baseball (catcher) in '72 and '73...Won league batting title in '72 and was NCAA home run champ (with 15) in '73, earning All-America honors...Was 2nd player picked overall in 1973 draft, by Phillies...Also was drafted 17th round by NFL Buffalo Bills...In 1989, was honored by Denver Post as one of 10 best high school athletes in Colorado history and was named to CU's "All-Century Football Team"...In '94 he was named to *Baseball America's* All-Time College Baseball All-Star Team...Graduated from Thomas Jefferson HS in Denver in 1969 and was drafted by Oakland A's in 12th round but did not sign...In 1997, his #33 was retired by the Princeton Reds in honor of his managing the club to the 1994 Appalachian League title...Married to the former Marti Burns (10/27/79)...They have 3 children, Justin, Madden and Michael.

ORIOLES DRAFT NOTES

This year's amateur draft will be held June 2-3-4. The Orioles will have four of the first 69 picks in the draft, starting with the 26th selection in the first round. They also will have the 41st pick in the sandwich round (between the first and second rounds) and Toronto's second round pick (51st overall) as compensation for the Blue Jays' signing Randy Myers. The Orioles will then have their own second round selection (69th), and every 30th pick thereafter.

The amateur free agent draft began in 1965. The first player selected by the Orioles who played for the parent club was their 6th round pick in that draft, RHP Bill Dillman, out of Wake Forest University. The most dazzling 1-2 picks in O's history came out of the '71 June draft: No. 1 Bobby Grich and No. 2 Don Baylor.

ORIOLES FIRST ROUND DRAFT SELECTIONS

Year	Name	Position	School
1965	Scott McDonald	RHP	Marquette HS (WA)
1966	Ted Parks	SS	Univ. of California
1967	Bobby Grich	SS	Wilson HS (CA)
1968	Junior Kennedy	SS	Arvin HS (CA)
1969	Don Hood	LHP	Southside HS (CA)
1970	James West	C	Vashon HS (MO)
1971	Randy Stein	RHP	Ganesha HS (CA)
1972	Ken Thomas	C	Clear Fork HS (OH)
1973	Mike Parrott	RHP	Camarillo HS (CA)
1974	Rich Dauer	SS-2B	Univ. of Southern California
1975	Dave Ford	RHP-OF	Lincoln West HS (OH)
1976	Dallas Williams	OF	Abraham Lincoln HS (NY)
1977	Drungo Hazewood	C-OF	Sacramento HS (CA)
1978	Robert Bruce	3B	Deer Park HS (OH)
1979	Choice to Chicago (AL) as compensation for free agent Steve Stone		
1980	Jeff Williams	OF	Princeton HS (OH)
1981	Choice to Boston as compensation for free agent Jim Dwyer		
1982	Joe Kucharski	RHP	Univ. of South Carolina
1983	Wayne Wilson	RHP	Redondo Beach HS (CA)
1984	John Hoover	RHP	Fresno State Univ.
1985	Choice to California as compensation for free agent Fred Lynn		
1986	Choice to California as compensation for free agent Juan Beniquez		
1987	Chris Myers	LHP	Plant City HS (FL)
1988	Gregg Olson	RHP	Auburn Univ.
1989	Ben McDonald	RHP	Louisiana State Univ.
1990	Mike Mussina	RHP	Stanford Univ.
1991	Mark Smith	OF	Univ. of Southern California
1992	Jeffrey Hammonds	OF	Stanford Univ.
1993	Jay Powell	RHP	Mississippi State Univ.
1994	Choice to New York (NL) as compensation for free agent Sid Fernandez		
1995	Alvie Shepherd	RHP	Univ. of Nebraska
1996	Choice to Toronto as compensation for free agent Roberto Alomar		
1997	Jayson Werth	C	Glenwood HS (IL)
	Darrell McDonald	OF	Cherry Creek HS (CO)

Minor League



ROCHESTER RED WINGS

Frontier Field
1 Morrie Silver Way
Rochester, NY 14608
(716) 454-1001

International League
Class AAA
Frontier Field

Officials

Dan Mason, General Manager
Marv Foley, Manager
Larry McCall, Pitching Coach
Dave Cash, Field Coach
Al Price, Trainer

1998 ROCHESTER RED WINGS SCHEDULE

April 9-10	@ Buffalo	July 1	Pawtucket
April 11-12	Buffalo	July 2-3	Syracuse
April 14-15	Pawtucket	July 4-6	@ Buffalo
April 16-19	@ Scranton	July 7-8	AAA All Star Game
April 20-22	@ Pawtucket	July 9-10	@ Columbus
April 23-26	Scranton	July 11-12	@ Indianapolis
April 27-30	Syracuse	July 13-16	@ Louisville
		July 17-20	Indianapolis
May 1-2	Buffalo	July 21-22	@ Syracuse
May 3	@ Buffalo	July 23-24	Syracuse
May 4-5	@ Syracuse	July 25-26	@ Ottawa
May 7-10	Ottawa	July 28-29	Pawtucket
May 11-14	Columbus	July 30-31	@ Scranton
May 15-18	@ Norwich		
May 19-22	@ Durham	August 1-2	@ Pawtucket
May 23-26	Charlotte	August 3-6	Louisville
May 28-31	Durham	August 7-10	Scranton
		August 11-14	@ Charlotte
June 1-3	@ Ottawa	August 15-18	@ Richmond
June 5-7	@ Pawtucket	August 19-20	@ Scranton
June 8-11	Norwich	August 21-24	Buffalo
June 12-15	Richmond	August 25-26	Pawtucket
June 16-19	@ Toledo	August 27-28	Ottawa
June 20-21	@ Indianapolis	August 29-31	@ Syracuse
June 22-23	@ Columbus		
June 25-28	Toledo	September 1-3	@ Ottawa
June 29	@ Syracuse	September 4-5	@ Buffalo
June 30	Pawtucket	September 6-7	Ottawa

ROCHESTER RED WINGS 1997 STATISTICS

BATTERS	AVG	G	AB	R	H	2B	3B	HR	RBI	BB	SO	SB	CS
Berry, Mike	.299	54	177	23	53	11	3	1	19	13	31	1	1
* Bullett, Scott	.250	136	512	73	128	24	8	9	58	45	112	19	11
# Carney, Bart	.000	4	6	1	0	0	0	0	0	3	2	0	0
Clyburn, Danny	.300	137	520	91	156	33	5	20	76	53	107	14	4
Davis, Tommy	.304	119	438	74	133	22	2	15	62	43	90	6	1
Forbes, P.J.	.272	116	434	67	118	22	2	8	54	35	42	15	4
Foster, Jim	.556	3	9	4	5	2	0	0	4	3	0	0	1
# Fox, Eric	.222	5	18	2	4	1	0	0	0	2	2	0	0
# Frazier, Lou	.248	84	302	40	75	12	4	2	39	36	68	24	6
Gresham, Kris	.107	13	28	1	3	1	0	0	0	2	8	0	0
Gruber, Kelly	.250	38	144	26	36	9	2	2	23	15	14	1	1
Johns, Keith	.000	1	0	0	0	0	0	0	0	0	0	0	0
Laker, Tim	.259	79	290	45	75	11	1	11	37	34	49	1	2
Lawrence, Chip	.233	17	43	9	10	0	1	0	7	3	8	1	1
Ledesma, Aaron	.325	85	326	40	106	26	1	3	43	35	48	12	2
Luzinski, Ryan	.208	42	125	12	26	7	1	2	16	19	49	0	1
Marlinez, Eddy	.074	12	27	0	2	1	0	0	3	1	8	0	0
Matos, Francisco	.324	101	389	51	126	17	4	4	51	9	42	8	2
# Ojeda, Augie	.234	15	47	5	11	3	1	0	6	8	4	1	2
Olanez, Willis	.208	49	168	20	35	9	0	5	25	15	35	0	0
* Tarasco, Tony	.200	10	35	4	7	0	0	2	6	7	7	0	0
* Tolentino, Jose	.211	20	57	6	12	2	0	1	9	14	11	0	0
Waszgis, B.J.	.260	100	315	61	82	15	1	13	48	56	78	1	1
* Wawruck, Jim	.271	94	339	47	92	20	3	5	35	34	64	12	6

PITCHERS	W-L	PCT	ERA	G	GS	CG	SHO	SV	IP	H	R	BB	SO
Bennett, Chris	4-2	.667	3.54	25	0	0	0	1	40.2	40	17	7	28
Carrara, Giovanni	4-2	.667	4.44	8	8	1	0	0	46.2	45	23	16	48
Coppinger, Rocky	1-2	.333	5.52	3	3	0	0	0	14.2	16	10	11	9
Corbin, Archie	4-3	.571	4.00	43	1	0	0	5	69.2	47	32	62	66
Greer, Ken	0-2	.000	5.79	15	0	0	0	1	23.1	30	15	5	14
* Haynes, Jimmy	5-4	.556	3.44	16	16	2	1	0	102	89	49	55	113
* Johns, Doug	3-1	.750	3.74	9	8	2	1	0	55.1	57	25	13	42
* Knrda, Rick	14-2	.875	3.39	22	21	6	3	0	146	122	61	34	128
Montgomery, Steve	0-2	.000	12.15	2	1	0	0	0	6.2	15	12	3	2
Ramirez, Hector	8-7	.533	4.91	39	9	0	0	3	102.2	114	65	38	50
Rodriguez, Nerio	11-10	.524	3.90	27	27	1	1	0	168.1	124	82	62	160
Sackinsky, Brian	1-0	1.000	5.11	2	2	0	0	0	12.1	12	7	3	6
Schrenk, Steve	4-7	.364	4.66	25	24	1	0	0	125.2	127	73	36	99
* Shouse, Brian	6-2	.750	2.27	54	0	0	0	9	71.1	48	21	21	81
Steph, Rod	3-3	.500	4.25	41	0	0	0	0	3.2	2	2	3	2
Swift, Billy	0-1	.000	4.91	2	0	0	0	0	8	69.1	68	33	23
Williams, Brian	4-3	.571	3.89	22	9	0	0	2	119	107	54	37	131
Yan, Esteban	11-5	.688	3.10	34	12	0	0	0					

*-left handed
#-switch

Minor
League

ROCHESTER COACHING STAFF

MARVIS (MARV) EDWIN FOLEY MANAGER

HT: 6-0 WT: 220 B: L T: R

Born: Aug. 29, 1953, Stanford, KY

Resides: Sarasota, FL

NOTES: Enters his 4th season as manager at Rochester and as a member of the Orioles organization...Guided the Red Wings to the International League title last season, becoming the only manager to win championships in each of the three AAA leagues...Had won the Pacific Coast League crown in 1989 with Vancouver and the American Association title in 1993 with Iowa...With merger of American Association clubs into PCL and IL, feat may not be repeated...Has guided Rochester to two 1st place and one 2nd place finish in the IL Eastern Division...Spent the 1994 season as the Chicago Cubs bullpen coach before joining the O's organization...Managed seven years in the minors prior to joining the Cubs' big league staff...Began his coaching career as a player-coach in the White Sox chain in 1985-86 for the Buffalo Bison...Piloted the Sox Fall Instructional League entry in '86...First full-season managerial duties came in 1987 as skipper of the Peninsula (A) White Sox...Spent the '88 season as the manager of the Tampa Tarpons (A), guiding the club to first-place finishes in both halves before losing in the playoffs...Was named the circuit's Manager of the Year...Moved to AAA in 1989 at Vancouver and won the PCL championship his 1st season...Returned to Vancouver for '90 and the start of the '91 season...Moved over to the Cubs organization in 1992 as manager at Charlotte (AA), leading the club to the Southern League championship...Promoted to Iowa (AAA) in '93, where he won the American Association playoffs in his first year, beating Nashville...Has also managed winter ball in Puerto Rico, Venezuela and Mexico over the past few seasons, capturing the Mexican League Championship in 1993...Played professionally 12 seasons, including parts of five seasons with the White Sox ('78-'80, '82) and Texas ('84)...Was a catcher and finished with a lifetime .224 batting average.

PERSONAL: Graduated from Henry Clay (KY) HS and the University of Kentucky, where he was a two-time member of the All-Southeastern Conference team...Was originally selected by the White Sox in the 17th round of the 1975 draft and was signed by Walt Widmeyer.

COACHING CAREER

1985-86 Player-Coach, Buffalo Bison, American Association, AAA (White Sox)
1994 Bullpen Coach, Chicago Cubs

RECORD AS MANAGER

Year	Class	Club	League	W-L	Pct	Pos
1987	A	Peninsula	Carolina	66-74	.471	2nd/2nd
1988	A	Tampa	Florida State	71-59	.546	1st/1st
1989	AAA	Vancouver	Pacific Coast	73-69	.514	1st/5th
1990	AAA	Vancouver	Pacific Coast	74-67	.525	1st/3rd
1991	AAA	Vancouver	Pacific Coast	24-39	.381	5th
1992	AA	Charlotte	Southern	70-73	.490	3rd/2nd
1993	AAA	Iowa	American Assoc.	85-59	.590	1st
1995	AAA	Rochester	International	73-69	.514	1st
1996	AAA	Rochester	International	72-69	.511	2nd
1997	AAA	Rochester	International	83-58	.569	1st
CAREER TOTALS (9 years)				691-640	.519	

LARRY STEPHEN McCALL PITCHING COACH

HT: 6-2 WT: 195 B: L T: L

Born: Sept. 8, 1952, Asheville, NC Resides: Asheville, NC

NOTES: Begins his 9th season as a pitching coach in the Orioles organization...Moves to AAA Rochester, replacing Fred Dallimore who is on medical leave after having off-season surgery on both knees...Was pitching coach at AA Bowie last year after a season at Class A High Desert, teaming both years with manager Joe Ferguson...Returned to professional baseball in 1990 as pitching coach with Bluefield (Rookie), then served two seasons with Class A Kane County...Moved on to Frederick for the 1993 season and spent three seasons there before going to High Desert in '96...Spent the '91 off-season in Australia serving as the pitching coach for the Perth Heat...Began his professional career in the Orioles organization in 1971 as an undrafted free agent out of a tryout camp...Pitched at Bluefield, Lodi (where he was 14-7), Asheville and Rochester through '75...Released by the Orioles after the 1975 season and signed with the Yankees...Was 16-7 for Syracuse in '77 and later made major league debut with Yankees on Sept. 10 vs. Toronto...Traded with

Sparky Lyle, Dave Rajsich, Mike Heath and Domingo Ramos to the Rangers organization for Dave Righetti, Juan Beniquez, Greg Jemison, Paul Mirabella and Mike Griffin in '79...Later pitched in Cleveland and Toronto organizations before retiring...Was 2-2 lifetime in majors.

PERSONAL: Graduated from Enka (NC) HS...Was the winning pitcher in the 1970 North Carolina state championship game...Worked in private business after retiring from baseball in 1981...Helped the University of North Carolina-Asheville start a baseball program in '82.

COACHING CAREER

1990 Pitching Coach, Bluefield Orioles, Appalachian League, R (Orioles)
1991-92 Pitching Coach, Kane County Cougars, Midwest League, A (Orioles)
1991-95 Pitching Coach, Frederick Keys, Carolina League, A (Orioles)
1996 Pitching Coach, High Desert Mavericks, California League, A (Orioles)
1997 Pitching Coach, Bowie Baysox, Eastern League, AA (Orioles)

DAVID (DAVE) CASH, JR. COACH

HT: 5-11 WT: 170 B: R T: R

Born: June 11, 1948, Utica, NY

Resides: Odessa, FL

NOTES: Begins his 2nd season in the Orioles organization as a coach at Rochester...Spent the '96 season as 1B coach for the Philadelphia Phillies after 8 seasons as a coach and instructor in the Phillies farm system...He began his coaching career in 1988 at Batavia, then served as the Phillies' roving infield instructor until returning to coaching during the '92 season at AA Scranton-Wilkes Barre thru '95...Worked with Tempe Raptors of the Arizona Fall League as a coach following the season.

Batted .283 in 12 major league seasons with the Pirates ('69-'73), Phillies ('74-'76), Expos ('77-'79) and Padres ('80)...Was 3-time All-Star, all with Philadelphia...Led the NL in hits with 213 in 1975 and was 2nd to Joe Morgan for NL MVP...Led NL second basemen in fielding in 1976 and 1978...Played in 4 NLCS and in the 1971 World Series for Pittsburgh vs. the Orioles...Was Phillies team leader who coined phrase "Yes We Can!" which became team's rallying cry during '74 march to NL East Division title.

PERSONAL: Is a '66 graduate of Proctor HS (NY)...Married to the former Pamela Adams...Has 3 children, 2 daughters and a son, and two granddaughters...Was originally selected by the White Sox in the 17th round of the 1975 draft and was signed by Walt Widmeyer...Was the pitcher for the All-Star Game Home Run Derby contest at Veterans Stadium in 1996...Lives in the Clearwater, FL, area.

COACHING CAREER

1988 Coach, Batavia Clippers, NY-Penn, A (Phillies)
1989-92 Roving Infield Instructor, Phillies
1992-95 Coach, Scranton-Wilkes Barre Red Barons, International, AAA (Phillies)
1996 1B Coach, Philadelphia Phillies
1997 Coach, Rochester Red Wings, International, AAA (Orioles)

ALFRED (AL) BLAIR PRICE TRAINER

HT: 5-9 WT: 160

Born: April 14, 1958 Colfax, WA Resides: Bellingham, WA

NOTES: Joins Red Wings as trainer after serving 19 seasons in the Milwaukee Brewers organization, the last 10 years as assistant trainer for the major league club...He began as a trainer in the Brewers farm system in 1979 at Butte in the Pioneer League before moving up through the organization, spending four seasons at the AAA level in Vancouver ('84-'86) and Denver ('87)...He was named assistant trainer for the Brewers in 1988...He served as trainer for Ponce in the Puerto Rican Winter League in 1985-86 and also worked in the off-season on the high school level in his native Washington.

PERSONAL: Lives with his wife, Debbie, in Bellingham, WA, in the off-season...Received his B.S. degree in physical education at Washington State University, where he also was a student trainer...Earned Master of Education degree in Exercise Science from Western Washington University...Graduated from Medical Lake (WA) HS in 1976.

TRAINING CAREER

1979 Trainer, Butte Copper Kings, Pioneer, R (Brewers)
1980 Trainer, Stockton Ports, California, A (Brewers)
1981-83 Trainer, El Paso Diablos, Texas, AA (Brewers)
1984-86 Trainer, Vancouver Canadians, Pacific Coast, AAA (Brewers)
1987 Trainer, Denver Bears, American Association, AAA (Brewers)
1988-97 Assistant Trainer, Milwaukee Brewers
1994 Pitching Coach, Orlando Cubs, Southern, AA (Cubs)
1995-96 Pitching Coach, Harrisburg Senators, Eastern, AA (Expos)
1997 Pitching Coach, Ottawa Lynx, International, AAA (Expos)

Minor
League



BOWIE BAYSOX

P.O. Box 1661
Bowie, Maryland 20717
(301) 805-6000

Eastern League
Class AA
Prince George's County Stadium

Officials

John Danos, General Manager
Joe Ferguson, Manager
Bo McLaughlin, Pitching Coach
Bien Figueroa, Field Coach
Mitch Bibb, Trainer

1998 BOWIE BAYSOX SCHEDULE

April 10-12	@ Akron	July 2-6	@ Binghamton
April 13-17	Trenton	July 8	AA ALL-STAR GAME
April 18-19	Akron		@ New Haven
April 20-22	@ New Britain	July 9-10	@ New Britain
April 23-26	@ New Haven	July 11-15	New Britain
April 28-29	New Britain	July 16-19	New Haven
April 30	Harrisburg	July 21-23	@ Akron
		July 24-26	@ Reading
May 1-3	Harrisburg	July 27-30	Akron
May 4-5	@ Binghamton	July 31	@ Trenton
May 6-7	@ Harrisburg		
May 8-10	Norwich	August 1-2	@ Trenton
May 11-14	Reading	August 3-5	Binghamton
May 15-17	@ Trenton	August 6-9	Portland
May 19-21	@ Reading	August 10-12	New Haven
May 22-24	@ New Haven	August 13-16	@ Norwich
May 25-27	Akron	August 17-19	@ Portland
May 29-31	@ Harrisburg	August 20-23	Norwich
		August 24-28	Harrisburg
June 2-4	Portland	August 29-30	@ Harrisburg
June 5-7	Reading	August 31	@ Akron
June 8-10	@ Trenton		
June 11-14	@ Portland	September 1-2	@ Akron
June 15-17	@ Norwich	September 3-5	@ Reading
June 19-22	Binghamton	September 6-7	Reading
June 23-24	@ Harrisburg		
June 25-28	Trenton		
June 29-30	@ New Britain		

*Eastern League Playoffs Begin, Tuesday, September 8

BOWIE BAYSOX 1997 STATISTICS

BATTERS	AVG	G	AB	R	H	2B	3B	HR	RBI	BB	SO	SB	CS
Almonte, Wady	.207	69	222	25	46	7	2	6	25	27	64	2	4
Bautista, Juan	.250	21	68	9	17	1	0	0	3	5	17	1	2
Berry, Mike	.230	53	204	34	47	10	0	8	30	24	53	1	1
Bogle, Bryan	.255	102	384	50	98	17	0	13	58	27	92	3	4
Carney, Bartt	.269	66	156	27	42	5	0	0	8	31	31	8	5
Clark, Howie	.287	105	314	39	90	16	0	9	37	32	38	2	2
Curtis, Kevin	.269	22	67	7	18	6	0	1	13	7	22	1	1
Daedelow, Craig	.000	1	1	0	0	0	0	0	0	0	1	0	0
Dellucci, David	.327	107	385	71	126	29	3	20	55	58	69	11	4
Foster, Jim	.275	63	211	36	58	12	0	7	41	36	31	1	1
Frazier, Lou	.233	25	103	20	24	4	2	0	8	21	20	13	1
Garcia, Jesse	.236	141	437	52	103	18	1	5	42	38	71	7	7
Holles, Chris	.143	3	7	1	1	1	0	0	2	3	2	0	0
Isom, Johnny	.274	135	518	70	142	29	4	20	91	44	121	1	5
Kingsale, Eugene	.413	13	46	8	19	6	0	0	4	5	4	5	1
Kirgan, Chris	.230	139	504	72	116	25	0	19	71	60	141	0	0
Lamb, David	.331	73	269	46	89	20	2	4	38	34	35	0	0
Lassater, Chris	.250	3	4	0	1	0	0	0	0	1	0	0	0
Lawrence, Chip	.231	7	13	1	3	0	0	0	0	1	3	0	0
LeCronier, Jason	.300	6	10	0	3	0	0	0	2	0	4	0	0
Luzinski, Ryan	.284	30	81	12	23	4	0	5	15	10	17	3	0
Martin, Lincoln	.292	12	24	3	7	2	0	0	3	3	2	0	1
Martinez, Eddy	.156	16	45	3	7	3	0	1	2	23	31	17	7
Ojeda, Augie	.294	58	204	33	60	9	0	2	31	9	19	0	1
Otanez, Willis	.333	19	78	13	26	9	0	3	13	9	19	0	0
Paxton, Chris	.136	12	22	1	3	1	0	0	1	1	7	0	0
Rosario, Mel	.263	123	430	68	113	26	1	12	60	27	106	4	7

PITCHERS	W-L	PCT	ERA	G	GS	CG	SHO	SV	IP	H	R	BB	SO
Bennett, Chris	2-1	.667	2.89	10	0	0	0	0	18.2	15	9	11	9
Bennett, Joel	6-8	.429	3.18	44	10	0	0	4	113.1	89	45	40	146
Bullard, Jason	7-2	.778	2.62	61	0	0	0	3	92.2	84	39	38	77
Callaro, Rocco	3-3	.500	5.40	13	6	0	0	0	48.1	50	34	16	43
Clark, Howie	0-0	.000	16.88	2	0	0	0	0	2.2	5	5	3	3
Coppinger, Rocky	1-1	.500	4.80	3	3	0	0	0	15.0	15	9	3	15
Curtis, Chris	6-1	.857	3.62	36	6	0	0	2	87.0	100	41	17	48
Dykhoiff, Radhames	0-0	.000	8.31	7	0	0	0	0	8.2	10	9	7	7
Falkenberg, Brian	0-1	.000	16.20	1	1	0	0	0	1.2	3	3	3	0
Fussell, Chris	1-8	.111	7.11	19	18	0	0	0	82.1	102	71	58	71
Gallagher, Kevin	1-5	.167	4.46	26	1	0	0	8	42.1	50	27	15	36
Greer, Ken	1-1	.500	4.08	11	0	0	0	0	17.2	17	9	3	12
Hernandez, Francisco	0-0	.000	1.59	6	0	0	0	0	5.2	7	1	4	2
Kirgan, Chris	1-0	1.000	6.75	5	0	0	0	0	4	4	3	1	2
Kohlmeier, Ryan	0-0	.000	0.00	2	0	0	0	1	2.2	0	0	2	5
Lane, Aaron	0-1	.000	7.94	7	0	0	0	0	5.2	6	5	7	4
LeCronier, Jason	0-0	.000	0.00	1	0	0	0	0	1.2	0	0	1	2
Maine, Dalton	0-0	.000	0.00	9	0	0	0	0	12.2	4	0	6	11
Montgomery, Steve	10-5	.667	3.10	24	23	2	0	0	136.1	116	56	52	127
Moreno, Julio	9-6	.600	3.83	27	25	1	0	0	138.2	141	76	64	106
Osteen, Gavin	1-1	.500	2.05	18	2	0	0	0	30.2	20	7	11	22
Parrish, John	1-0	1.000	1.80	1	1	0	0	0	5.0	3	1	2	3
Paxton, Chris	0-0	.000	0.00	1	0	0	0	0	2.0	1	0	0	1
Peribai, Billy	0-1	.000	3.00	1	1	0	0	0	6.0	5	2	1	5
Ponson, Sidney	2-7	.222	5.42	13	13	1	1	0	74.2	77	51	32	56
Saneaux, Francisco	0-0	.000	8.56	8	0	0	0	0	13.2	8	14	32	13
Shepherd, Alvie	10-6	.625	5.33	22	19	0	0	0	106.1	98	68	57	80
Smith, Hut	5-4	.556	4.22	14	13	0	0	0	81.0	90	45	22	46
Snyder, Matt	7-5	.583	4.16	67	0	0	0	19	80.0	89	48	42	68
Steph, Rod	1-0	1.000	1.32	7	0	0	0	0	13.2	6	3	3	9

*left handed
#-switch

ORGANIZATIONAL 1997 AWARDS OF THE MONTH

Month	Player	Pitcher
April	Danny Clyburn, Roch	Jimmy Haynes, Roch
	Jim Foster, Fred	Dan Reed, Fred
May	David Dellucci, Bow	Rick Krivda, Roch
June	Ryan Minor, Delm	Esteban Yan, Roch
July	David Dellucci, Bow	Esteban Yan, Roch
	Calvin Pickering, Delm	Nerio Rodriguez, Roch
August	David Lamb, Bow	David Mastroianni, Blue
		John Stephens, GCL/Blue

Minor
League

BOWIE COACHING STAFF

JOSEPH (JOE) FERGUSON MANAGER

HT: 6-2 WT: 195 B: R T: R

Born: Sept. 19, 1946, San Francisco, CA **Resides:** Woodland Hills, CA
NOTES: Begins his 3rd season in the Orioles organization and his 2nd at AA Bowie...Moved up from Class A High Desert last year...This is his 30th year in professional baseball...Managed High Desert to 76-64 overall record and 1st place finish in California League Southern Division in 2nd half with a 41-29 mark before losing to Lake Elsinore in division championship...Was out of baseball in 1995 after serving as a coach for the Los Angeles Dodgers the previous seven seasons...Was first base coach ('92-'94), positioning coach ('90-'91) and bench coach ('88-'89)...Began his coaching career as positioning coach for Dodgers in 1985, then joined Texas Rangers as bench coach in '86-'87 before rejoining LA...Managed the Perth Heat to the Australian League championship last winter...Major league playing career spanned 12 years as a catcher and outfielder with the Dodgers ('70-'76, '78-'81), St. Louis Cardinals ('76), Houston Astros ('77-'78), and California Angels ('81-'83)...Compiled a .240 career batting average, including 122 home runs...Played in the World Series with the Dodgers in '74 and '78...Best season at the major league level came in 1973, his first full season in the bigs, when he smacked 25 HR's and 26 doubles while racking up 88 RBI's and hitting .263 with the Dodgers...Set a National League record for fewest errors by a catcher (700 or more chances) with three in 1973.

PERSONAL: Played baseball and basketball for three seasons each at the University of the Pacific in Stockton, CA...Starred in baseball, basketball and football at Camden HS in San Jose, CA, where he grew up...Has a 22-year-old daughter, Kristie...Hobbies include golf and art.

COACHING CAREER

1985	Player Positioning Coach, Los Angeles Dodgers
1986-87	Bench Coach, Texas Rangers
1988-89	Bench Coach, Los Angeles Dodgers
1990-91	Player Positioning Coach, Los Angeles Dodgers
1992-94	First Base Coach, Los Angeles Dodgers
1996	Manager, High Desert Mavericks, California League, A (Orioles)
1997-	Manager, Bowie Baysox, Eastern League, AA (Orioles)

RECORD AS MANAGER

Year	Class	Club	League	W-L	Pct	Pgs
1996	A	High Desert	California	76-64	.543	2nd/1st
1997	A	Frederick	Eastern	75-67	.528	2nd
CAREER TOTALS				(1 year)	151-131	.535

MICHAEL DUANE (BO) McLAUGHLIN PITCHING COACH

HT: 6-3 WT: 250 B: R T: R

Born: Oct. 23, 1953, Oakland, CA **Resides:** Mesa, AZ

NOTES: Begins his 1st season in the Orioles organization as pitching coach at Delmarva...Spent the last three seasons in the Montreal organization, serving as AAA Ottawa pitching coach last season...Was pitching coach at AA Harrisburg in '95-'96...Began his coaching career in the Cubs organization in 1993 at Class A Peoria and AA Orlando in 1994.

Spent all or part of six years in the majors as a pitcher with Houston, Atlanta and Oakland...Went 10-20 with a 3.73 ERA overall...Was Houston's 1st round selection (14th overall) in 1975 June draft...Made his debut with Astros in '76, going 4-5 with a 2.85 ERA...His 1st major league win came July 25, 1976, when he went 10 innings to beat San Francisco 1-0.

PERSONAL: Graduated from Amelia (OH) HS, where he played baseball and basketball...Is a 1975 graduate of David Lipscomb University in Nashville, TN, where he was an All-American in 1974-75...Lives in Mesa, AZ, with his wife, Edna, and their 3 children, Nate, Natalie and Nic.

COACHING CAREER

1993	Pitching Coach, Peoria Chiefs, Midwest, A (Cubs)
1994	Pitching Coach, Orlando Cubs, Southern, AA (Cubs)
1995-96	Pitching Coach, Harrisburg Senators, Eastern, AA (Expos)
1997	Pitching Coach, Ottawa Lynx, International, AAA (Expos)

BIEN FIGUEROA COACH

HT: 5-10 WT: 170 B: R T: R

Born: Feb. 7, 1964, Santo Domingo, Dominican Republic

Resides: Tallahassee, FL

NOTES: Concluded 11-year professional playing career in '96 with Rochester and joined O's minor league staff as coach at Bowie in 1997...Signed with St. Louis in 1986 and spent eight seasons in Cardinals organization...Was selected to all-star teams in the NY-Penn League (1986) and Midwest League (1987) as shortstop...Played 12 games in majors with Cards in 1992, with 2 hits in 11 at bats (.182)...Later played in Expos, Rangers and Rockies organizations before joining Rochester last July...Batted 312 in 50 games for Red Wings.

PERSONAL: Attended Canada Junior College (1983-84) and Florida State University (1985-86), playing baseball at both schools...Graduated from high school in Santo Domingo, DR, in 1982...Wife's name is Cindy...Continues to play in the Dominican Winter League.

COACHING CAREER

1997-	Coach, Bowie Baysox, Eastern League, AA (Orioles)
-------	---

DOUGLAS MITCHELL (MITCH) BIBB, A.T., C. TRAINER

HT: 5-4 WT: 180

Born: Dec. 14, 1966, Birmingham, AL **Resides:** Annapolis, MD

NOTES: Enters his 6th season as Bowie trainer and his 10th season in the O's system...Pro career began in 1989 with the Bluefield Orioles...Moved to Wausau in '90 before serving two seasons as the trainer for the Frederick Keys...Is certified by the National Athletic Trainers' Association (NATA)...Was honored as the 1994 Eastern League Trainer of the Year by the EL trainers.

PERSONAL: Received his BS in Physical Education from the University of Alabama-Birmingham, where he served as a student trainer during recent off-seasons...Has worked as an athletic trainer with Simmons (AL) Middle School and W.A. Berry (AL) High School during the off-season.


TRAINING RECORD

1989	Trainer, Bluefield Orioles, Appalachian League, R (Orioles)
1990	Trainer, Wausau Timbers, Midwest League, A (Orioles)
1991-92	Trainer, Frederick Keys, Carolina League, A (Orioles)
1993-	Trainer, Bowie Baysox, Eastern League, AA (Orioles)

BOWIE WINS FREITAS AWARD

The Bowie Baysox, the Orioles' affiliate in the Eastern League, was honored by *Baseball America* as the 1998 Bob Freitas Award winner for AA baseball clubs. It was the second time in the nine years the awards have been presented that an Orioles affiliate earned the honor. Bluefield was the first Orioles farm club to receive a Freitas Award in 1997. The awards honor clubs at each minor league level for franchise excellence in the areas of facilities, community involvement and the fans' experiences at the ballpark.

Minor
League



FREDERICK KEYS

P.O. BOX 3169
Frederick, Maryland 21705
(301) 662-0013

Carolina League
Class A
Harry Grove Stadium

Officials

Joe Preseren, General Manager
Tommy Shields, Manager
Larry Jaster, Pitching Coach
Todd Brown, Field Coach
Dave Walker, Trainer

1998 FREDERICK KEYS SCHEDULE

April 10-12	@ Wilmington	July 1-3	Kinston
April 14-16	@ Lynchburg	July 4-6	@ Prince William
April 17-19	Salem	July 8-10	@ Danville
April 20-23	Lynchburg	July 11-13	Prince William
April 24-26	@ Kinston	July 15-17	Danville
April 28-30	@ Winston-Salem	July 18-20	@ Wilmington
May 1-3	Wilmington	July 21-23	@ Lynchburg
May 4-7	Winston-Salem	July 24-27	Salem
May 8-10	@ Salem	July 28-30	Lynchburg
May 11-14	Danville	July 31	@ Kinston
May 15-17	@ Prince William	August 1-2	@ Kinston
May 19-21	@ Danville	August 4-6	@ Winston-Salem
May 22-24	Prince William	August 7-10	Wilmington
May 25-27	Kinston	August 11-13	Winston-Salem
May 28-31	@ Wilmington	August 14-17	@ Salem
June 1-4	@ Lynchburg	August 18-21	Kinston
June 5-7	Salem	August 22-25	@ Prince William
June 8-10	Lynchburg	August 26-29	@ Danville
June 11-14	@ Kinston	August 30-31	Prince William
June 15-18	@ Winston-Salem	September 1-2	Prince William
June 19-21	Wilmington	September 3-5	Danville
June 23	A ALL-STAR GAME		
June 25-27	Winston-Salem		
June 28-30	@ Salem		

FREDERICK KEYS 1997 STATISTICS

BATTERS	AVG	G	AB	R	H	2B	3B	HR	RBI	BB	SO	SB	CS
Akins, Carlos	.212	110	335	53	71	16	0	2	30	54	79	14	4
Almonite, Wady	.257	57	202	34	52	13	2	10	36	16	59	4	1
Bello, Jilberto	.286	2	7	0	2	1	0	0	1	1	2	0	0
Bryant, Chris	.274	91	317	53	87	17	1	7	36	47	65	6	3
Carney, Bartt	.000	4	6	2	0	0	0	0	0	2	0	0	0
Chavez, Eric	.188	82	272	29	51	16	0	11	34	22	69	1	3
Diaz, Maikell	.000	7	15	2	0	0	0	0	0	3	3	0	1
Foster, Jim	.350	61	200	48	70	12	1	16	65	45	28	8	0
Gresham, Kris	.237	43	131	17	31	7	0	3	19	15	30	3	2
Hendricks, Ryan	.194	77	222	21	43	9	0	6	25	30	71	1	4
Kurtz, Tony	.218	81	262	35	57	11	4	3	17	38	90	7	2
Lamb, David	.261	70	249	30	65	21	1	2	39	25	32	3	1
Lanza, Mike	.224	23	67	4	15	4	0	0	5	3	13	1	2
Lawrence, Chip	.268	57	164	18	44	5	0	2	14	13	19	2	4
LeCronier, Jason	.273	117	421	68	115	25	2	19	59	31	112	6	0
Luzinski, Ryan	.667	1	3	1	2	0	0	0	1	0	0	0	0
Martin, Lincoln	.194	79	253	42	49	6	5	2	23	33	52	11	2
Martinez, Eddy	.241	54	174	14	42	6	0	1	14	19	43	6	7
McKinnis, Leroy	.288	88	319	36	92	24	1	4	39	20	62	3	3
O'Toole, Bobby	.276	12	29	5	8	2	0	1	4	7	4	0	0
Ojeda, Augie	.344	34	128	25	44	11	1	1	20	18	18	2	5
Paxton, Chris	.267	4	15	1	4	0	0	1	1	0	5	0	0
Rivera, Roberto	.226	16	53	8	12	1	0	1	8	3	16	1	1
Short, Rick	.319	126	480	73	153	29	1	10	72	38	44	10	7
Walton, Jerome	.211	7	19	1	4	0	0	1	2	5	0	1	1
Wolff, Mike	.252	112	321	50	81	12	0	8	34	45	47	4	4

PITCHERS	W-L	PCT	ERA	G	GS	CG	SHO	SV	IP	H	R	BB	SO
Chavez, Eric	0-1	.000	27.00	1	0	0	0	0	1.0	2	3	1	1
Dyess, Todd	4-2	.667	3.28	10	10	0	0	0	46.2	32	19	23	50
Dykhoft, Radhames	3-3	.500	2.42	31	0	0	0	5	67.0	48	19	38	124
Estes, Eric	9-8	.529	3.47	26	25	1	0	0	148.0	142	70	30	1
Freedberg, Todd	0-0	.000	3.00	1	0	0	0	0	3.0	1	1	1	3
Fussell, Chris	3-3	.500	3.96	9	9	1	1	0	50.0	42	23	31	54
Gresham, Kris	0-0	.000	108.00	1	0	0	0	0	0.2	9	8	0	2
Hernandez, Francisco	4-4	.500	2.31	49	0	0	0	24	58.1	51	23	21	51
Marache, Luis	0-2	.000	10.13	2	2	0	0	0	8.0	12	14	7	6
McClinton, Pat	4-0	1.000	3.03	20	0	0	0	1	29.2	31	13	12	22
Markham, Andy	0-1	.000	27.00	1	0	0	0	0	0.1	1	1	2	0
Morseman, Bob	0-5	.000	4.81	38	0	0	0	2	63.2	61	37	46	61
Olzewski, Tim	3-1	.750	5.43	34	0	0	0	1	64.2	75	48	29	41
Parrish, John	1-3	.250	6.04	5	5	0	0	0	22.1	23	18	16	17
Percibal, Billy	1-3	.250	5.74	7	6	0	0	0	26.2	28	18	18	28
Reed, Dan	10-10	.500	4.21	28	27	2	0	0	173.1	139	104	75	108
Rhodes, Joey	7-11	.389	5.45	28	22	0	0	0	117.1	180	86	61	75
Rogers, Jason	5-3	.625	5.73	36	5	0	0	0	70.2	68	46	48	57
Saneaux, Francisco	2-6	.250	4.50	32	5	0	0	0	74.0	56	48	84	89
Seaver, Mark	3-2	.600	3.05	11	10	0	0	0	62.0	57	29	17	68
Smith, Hut	4-1	.800	3.87	16	11	0	0	1	79.0	63	42	27	77
Towers, Josh	6-2	.750	4.86	25	3	0	0	1	53.2	74	36	18	64
Wolff, Mike	0-0	.000	0.00	1	0	0	0	0	0.1	0	0	0	0

*—left handed

#—switch

Brooks Robinson Minor League Player of the Year*

1979 Tom Eaton (2b)	1989 David Segui (1b)
1980 Cal Ripken (3b)	1990 Leo Gomez (3b)
1981 Victor Rodriguez (2b)	1991 Chito Martinez (of)
1982 John Shelby (of)	1992 Stanton Cameron (of)
1983 Mike Boddicker (rhp)	1993 Alex Ochoa (of)
1984 Al Pardo (c)	1994 Harry Berrios (of)
1985 John Habyan (rhp)	1995 Scott McClain (3b)
1986 Eric Bell (rhp)	1996 Calvin Pickering (1b)
1987 Leo Gomez (3b)	1997 Ryan Minor (3b)
1988 Steve Finley (of)	

Jim Palmer Prize—Orioles Minor League Pitcher of the Year**

1988 Bob Milacki (rhp)	1994 Jimmy Haynes (rhp)
1989 Mike Linskey (lhp)	1995 Rocky Coppinger (rhp)
1990 Anthony Telford (rhp)	1996 Nerio Rodriguez (rhp)
1991 Mike Mussina (rhp)	1997 Steve Montgomery (rhp)
1992 Rick Krivda (rhp)	
1993 Garrett Stephenson (rhp)	
and Armando Benitez (rhp)	

* Originally known as the Clyde Klutz Award; changed in 1992 to Most Valuable Minor League Award and in 1993 to Brooks Robinson Award

** Created in 1988 to honor separately the minor league player and pitcher of the year

Minor
League

FREDERICK COACHING STAFF

THOMAS (TOMMY) CHARLES SHIELDS MANAGER

HT: 6-0 WT: 180 B: L T: R

Born: Aug. 14, 1964, Fairfax, VA Resides: Devon, PA

NOTES: Begins his 4th season on the Orioles minor league staff and his 3rd season as a manager...Moves to Class A Frederick after taking Delmarva to Class A South Atlantic League title last year...Managed Orioles' Gulf Coast team in 1996, finishing with a 36-24 record, 4th best mark in league...Club missed playoffs, however, finishing 2nd in Northwest Division by 1 game...It was Shields' 1st season as manager...He began his coaching career in 1995 when he returned to Orioles organization as a coach at Bluefield in the Appalachian Rookie League...Played 2 seasons at Rochester, 1991-92, after beginning career in Pittsburgh organization in 1986...Batted .289 and .302 in his 2 years with Red Wings...In 1991, he played all nine positions, along with Shane Turner, during the season-finale, Sept. 4, against Syracuse; believed to be the first time two players played all nine positions in one game...He appeared in 2 games with the Orioles in 1992 without an at bat...Made Cubs' opening day roster in '93 and had 3 separate stints in majors that year, batting .176 in 20 games...Concluded career with Cubs' Iowa (AAA) farm club in 1994...Began his playing career in Pirates organization, playing for three different A clubs (Watertown, Prince William, and Salem) from '86-'88, at Harrisburg (AA) in '88 & '89, and at Buffalo (AAA) in '90.

PERSONAL: Graduated in 1982 from Conestoga HS in Berwyn, PA...Played baseball there and at the University of Notre Dame...Earned degree in government and economics from ND in 1986...Was the Pirates' 15th round pick in the June, 1986 draft...Married to the former Melonni Erkins (2/10/90)...They have 2 children, Kelsey (6/6/92) and Derrick (10/18/93).

COACHING CAREER

1995 Coach, Bluefield Orioles, Appalachian, R (Orioles)

RECORD AS MANAGER

Year	Class	Club	League	W-L	Pct	Pos
1996	R	Orioles	Gulf Coast	36-24	.600	2nd
1997	R	Delmarva	South Atlantic	77-65	.550	Overall
CAREER TOTALS				(1 years)	113-89	.559

LARRY EDWARD JASTER PITCHING COACH

HT: 6-3 WT: 195 B: L T: L

Born: Jan. 13, 1944, Midland, MI Resides: Wellington, FL

NOTES: Begins his 2nd season in the Orioles organization, moving with manager Tommy Shields from Delmarva to Frederick as pitching coach...Spent 10 years in the Atlanta Braves farm system as pitching coach, all at the Class A level...Served at Durham ('86 and '89-'91), Sumter ('87-'88) and Macon ('92-'95)...Had worked part-time for Braves with their rookie camps 1983-85...Retired as active player after 3 seasons at Richmond (AAA) in 1975...and earned bachelors degree in education from Georgia State College in Atlanta...Served as coach with Braves' Savannah (AA) farm club in 1976 before going to University of New Mexico as graduate assistant coach...Later returned to Albuquerque as assistant coach for Lobos, 1981-85...Compiled a 35-33 record with a 3.65 ERA in 7 major league seasons. He was 32-25 in 4 seasons with the Cardinals ('65-'68), whom he chose to sign with over the Orioles and White Sox in 1962. Was primarily a starter, but pitched in relief in the '67 and '68 World Series. Spent one year with the expansion Expos and finished his career with parts of 2 seasons ('70 & '72) with the Braves. In '66, he shutout the Dodgers 5 consecutive times, tying the M.L. record for shutouts against one club held by Hall of Famer Grover Cleveland Alexander.

PERSONAL: Attended Michigan State and earned bachelors degree from Georgia State College in Atlanta in 1976...Received master's degree in physical education from University of New Mexico in 1977, then taught and coached high school for 4 years in Colorado Springs, CO...Has 3 children: oldest son, Scott, was a minor league outfielder for 3 organizations and now scouts for Arizona Diamondbacks; daughter, Kimberly; and youngest son, Brent, and 2 grandchildren...Brother, Dan, also pitched in Cardinals organization...Lives in West Palm Beach, FL suburbs.

COACHING CAREER

1978 Pitching Coach, Savannah, Southern, AA (Braves)
1983-85 Part-time Pitching Instructor, Atlanta Braves
1986 Pitching Coach, Durham Bulls, Carolina, A (Braves)
1987-88 Pitching Coach, Sumter Braves, South Atlantic, A (Braves)
1989-91 Pitching Coach, Durham Bulls, Carolina, A (Braves)
1992-95 Pitching Coach, Macon Braves, South Atlantic, A (Braves)
1997 Pitching Coach, Delmarva Shorebirds, South Atlantic, A (Orioles)

TODD DALE BROWN FIELD COACH

HT: 5-10 WT: 155 B: S T: R

Born: April 15, 1972, Baton Rouge, LA Resides: Venice, FL

NOTES: Begins his 2nd season at Frederick, his 1st as a field coach...Served last year as a part-time strength and conditioning coach...Played parts of two seasons, 1994-95, in Orioles organization...An outfielder, he was the Orioles' 39th pick in 1994 Amateur Draft...Played at Bluefield and Albany in '94 and at Frederick in '95...Hit .237 as an Orioles farmhand before injuring his shoulder...Finished playing career in '95 with Mobile in the independent Texas-Louisiana League.

PERSONAL: Following his playing career, he returned to University of Florida to complete degree in exercise physiology...Had attended Auburn University, Manatee (FL) JC and Florida for one year each before being drafted by O's...Attended University HS in Louisiana and Benice (FL) HS for 2 years each, earning 4 letters in baseball and football and 2 letters in track...Was named Venice HS athlete of the year as a senior...Is the son of former Orioles minor leaguer and current AAA Oklahoma City pitching coach Tom Brown.

DAVID (DAVE) WALKER, A.T., C. TRAINER

HT: 6-1 WT: 175

Born: April 10, 1967, Kansas City, MO Resides: Orlando, FL

NOTES: Entering his 5th season in the O's organization and his 2nd at Frederick...Started pro training career at Bluefield in 1994 before moving to Class A High Desert for two seasons ('95-'96)...Worked as the Assistant Athletic Trainer for Apopka (FL) HS prior to joining the Orioles...Is certified by the National Athletic Trainers' Association (NATA)...Is also a member of the American College of Sports Medicine and the National Strength and Conditioning Association.

PERSONAL: Received his BS in Physiology of Exercise and Rehabilitation from Southwest Missouri State University...Served in the HealthSouth Sports Medicine and Rehabilitation Center's Athletic Training Program upon graduation.

TRAINING CAREER

1994 Trainer, Bluefield Orioles, Appalachian League, R (Orioles)
1995-96 Trainer, High Desert Mavericks, California League, A (Orioles)
1997 Trainer, Frederick Keys, Carolina League, A (Orioles)



DELMARVA SHOREBIRDS

P.O. Box 1557
Salisbury, MD 21802
(410) 219-3112

South Atlantic League
Class: A
Arthur W. Perdue Stadium

Officials

David Machemer, Manager
Dave Schmidt, Pitching Coach
Bobby Rodriguez, Hitting Coach
Mike Myers, Trainer

1998 DELMARVA SHOREBIRDS SCHEDULE

April 2-5	@ Macon	July 1-2	Cape Fear
April 6-9	@ Piedmont	July 3-6	@ Greensboro
April 10-13	Capital City	July 8-9	@ Cape Fear
April 14-15	@ Hagerstown	July 10-13	@ Hagerstown
April 16-19	Charleston-WV	July 14-15	@ Charleston-WV
April 20-21	Cape Fear	July 16-19	Piedmont
April 23-26	@ Hickory	July 20-21	Hagerstown
April 27-30	Hagerstown	July 23-26	@ Savannah
		July 27-30	@ Capital City
		July 31	Asheville
May 1-3	@ Charleston-WV	August 1-3	Asheville
May 4-7	@ Hagerstown	August 4-7	Hickory
May 8-11	Cape Fear	August 8-11	@ Charleston-WV
May 12-13	Charleston-WV	August 12-15	@ Charleston-SC
May 14-16	Hagerstown	August 17-20	Columbus
May 18-21	@ Cape Fear	August 21-24	Charleston-WV
May 22-25	@ Asheville	August 25-27	Cape Fear
May 26-29	@ Charleston-WV	August 28-30	@ Hagerstown
May 30-31	Charleston-SC		
June 1-2	Charlestown-SC		
June 4-7	Augusta		
June 8-10	@ Cape Fear		
June 11-14	Greensboro		
June 15-17	ALL-STAR BREAK		
June 18-21	@ Cape Fear		
June 22-25	Hagerstown		
June 26-28	Charleston-WV		
June 29-30	Cape Fear		

DELMARVA SHOREBIRDS 1997 STATISTICS

BATTERS	AVG	G	AB	R	H	2B	3B	HR	RBI	BB	SO	SB	CS
# Alley, Chip	.236	82	250	19	59	17	1	3	32	34	45	7	2
# Carney, Bartt	.100	14	30	3	3	1	0	0	1	5	10	4	1
Casmiro, Carlos	.243	122	457	54	111	21	8	9	51	26	108	20	13
Charles, Curtis	.193	95	244	29	47	12	2	3	8	16	104	20	10
Chavez, Eric	.224	26	85	10	19	4	0	1	12	10	23	1	0
* Coffie, Evanon	.275	90	305	41	84	14	5	3	48	23	45	19	10
Daedelow, Craig	.267	101	277	37	74	17	1	1	35	24	46	11	5
* DeCinces, Tim	.257	127	416	65	107	20	0	13	70	97	117	3	4
* Dent, Darrell	.234	128	441	69	103	17	4	1	37	63	110	60	15
* Figueroa, Franky	.179	7	28	2	5	1	0	0	3	0	8	0	0
Fowler, Maleke	.230	105	339	49	78	9	2	0	18	20	69	36	16
# Garavito, Eddy	.000	2	4	0	0	0	0	0	0	0	0	0	0
Hooper, Daren	.000	7	15	1	0	0	0	0	0	1	7	1	0
* Kutz, Tony	.244	38	119	13	29	6	4	0	9	11	49	4	0
Lasater, Chris	.181	25	72	6	13	5	0	2	11	7	16	0	0
Matos, Luis	.210	36	119	10	25	1	2	0	13	9	21	8	5
Minor, Ryan	.307	134	488	83	150	42	1	24	97	51	102	7	3
Paz, Richard	.242	111	389	60	94	14	4	2	48	38	60	15	5
Perez, Richard	.235	27	68	9	16	5	2	0	8	9	21	5	2
* Pickering, Calvin	.311	122	444	88	138	31	1	25	79	53	139	6	3
Rivera, Roberto	.153	17	59	6	9	0	1	2	5	1	20	1	1
* Stephens, Joel	.224	33	76	14	17	4	0	2	4	12	26	4	2

PITCHERS	W-L	PCT	ERA	G	GS	CG	SHO	SV	IP	H	R	BB	SO
Achilles, Matt	0-0	.000	9.53	3	0	0	0	1	5.2	11	9	3	2
Bauer, Richard	0-0	.000	0.00	1	0	0	0	1	2.0	0	0	1	2
Brown, Derek	0-0	.000	0.00	2	0	0	0	0	2.0	2	0	1	2
Daedelow, Craig	0-0	.000	0.00	3	0	0	0	0	2.1	1	0	1	2
* Dykhoff, Radhames	0-0	.000	0.00	1	0	0	0	1	3.0	3	0	0	3
* Ebey, Scott	10-4	.714	1.83	47	0	0	0	7	93.1	65	25	33	82
Falkenberg, Brian	7-9	.438	4.46	25	25	0	0	0	127.0	122	73	46	107
Forbes, Cameron	6-7	.462	3.74	34	17	1	0	1	130.0	108	68	64	111
Freedberg, Todd	0-1	.000	3.26	9	0	0	0	0	19.1	19	9	15	12
Hacen, Abraham	7-5	.583	4.25	23	23	0	0	0	112.1	95	59	58	103
Heredia, Maximo	10-5	.667	2.13	37	6	0	0	1	114.0	97	29	20	73
Kohmeier, Ryan	2-2	.500	2.65	50	0	0	0	24	74.2	48	22	17	99
* McNatt, Joshua	6-2	.750	3.63	28	11	0	0	1	96.2	97	48	45	73
Molina, Gabe	8-6	.571	2.18	46	0	0	0	7	91.0	59	24	32	119
* Morseman, Bob	0-1	.000	4.73	7	0	0	0	0	13.1	13	11	1	18
Olazewski, Tim	0-0	.000	3.18	3	0	0	0	0	5.2	4	3	0	7
Paronito, Chad	6-9	.400	4.74	28	23	0	0	0	127.1	133	95	56	93
* Parrish, John	3-3	.500	3.84	23	10	0	0	1	72.2	69	39	32	76
Peguero, Americo	11-10	.524	4.87	27	26	1	0	0	142.1	152	97	53	133
Ramagill, Matt	1-1	.500	5.63	4	0	0	0	0	8.0	13	6	5	6
Towers, Josh	0-0	.000	3.44	9	1	0	0	1	18.1	18	8	2	16

*-left handed
#-switch

ORIOLES EXPANSION LOSSES

With the addition of the Arizona Diamondbacks and the Tampa Bay Devil Rays for the 1998 season, Major League Baseball underwent its fifth expansion draft following last season. Below is a breakdown of players lost by the Orioles in each of baseball's five expansion drafts:

December 1960 — The Los Angeles Angels selected RHP Dean Chance, RHP Ron Moeller and IF Don Ross, each for \$75,000. OF Albie Pearson was selected from the Rochester roster for \$25,000. The Washington Senators selected C Gene Green, IF Billy Klaus, OF Chuck Hinton and OF Gene Woodling, each for \$75,000. IF Leo Burke was selected from the Rochester roster for \$25,000.

October 1968 — The Kansas City Royals selected RHP Roger Nelson (first pick in the draft), RHP Wally Bunker, RHP Moe Drabowsky and 1B Mike Fiore, each for \$175,000. The Seattle Pilots selected C Larry Haney and LHP John Morris, each for \$175,000.

November 1976 — The Toronto Blue Jays selected IF Bob Bailor (2nd overall pick behind Ruppert Jones), RHP Mike Darr and IF Mike Willis, each for \$175,000. The Seattle Mariners selected RHPs Dave Pagan and Bob Galasso, each for \$175,000.

November 1992 — The Florida Marlins selected RHP Kip Yaughn in the 1st round and RHP Richie Lewis in the 2nd round. The Colorado Rockies did not select any Orioles in the 3-round draft.

November 1997 — The Tampa Bay Devil Rays selected RHP Esteban Yan in the 1st round and IF Aaron Ledesma in the 3rd round. The Arizona Diamondbacks selected OF David Dellucci in the 2nd round.

Minor
League

DELMARVA COACHING STAFF

DAVID (DAVE) RITCHIE MACHEMER MANAGER

HT: 5-11 WT: 180 B: R T: R

Born: May 24, 1951, St. Joseph, MO

Resides: St. Joseph, MI

NOTES: Has spent 13 years in Milwaukee and Montreal farm systems, including 8 years as a minor league manager...Spent last two seasons as manager at AA El Paso, returning to Brewers organization after four seasons in Expos farm system...Served three years as roving field instructor ('92-'94) and one year ('95) as coordinator of minor league instruction for Expos...Began his career in Milwaukee system in 1985 as manager at Beloit (A)...Moved to Stockton for two years ('86-'87), winning the California League championship his first season...Managed at AA El Paso in 1988, losing the Texas League finals, 4 games to 2...Managed at AAA Denver in 1989-90 before becoming roving field instructor for '91 season...His teams have finished 1st or 2nd in seven of his eight seasons as manager...Also managed Mexicali ('89-'90) and Navjoa ('94-'95) in Mexican Pacific League.

Played in 29 games over two seasons with Angels ('78) and Tigers ('79), batting .229 (11-48)...His only home run came in his 1st major league at bat June 21, 1978 at Minnesota off Geoff Zahn...Played 11 years of pro ball, mostly at second base...Named to California League and Topps Class A all-star teams in 1974 with Salinas...Led Texas League in games, runs, hits and walks and made all-star team in '75...Batted .324 and scored 87 runs for Salt Lake City in 1978...Finished career in Twins organization, playing 2 1/2 seasons for Baltimore native Cal Ermer at AAA Toledo.

PERSONAL: Graduated in 1973 from Central Michigan University with degree in education...Was an honorable mention All-America there in 1972...Raised and still resides in St. Joseph, MI (Grand Rapids area)...Played on two National Baseball Congress championship teams as an amateur.

COACHING CAREER

1991 Roving Infield Instructor, Milwaukee Brewers
1992-94 Roving Infield Instructor, Montreal Expos
1995 Coordinator of Minor League Instruction, Montreal Expos

RECORD AS MANAGER

Year	Class	Club	League	W-L	Pct
1985	A	Beloit	Midwest	79-57	.580
1986	A	Stockton	California	83-59	.585
1987	A	Stockton	California	94-48	.662
1988	AA	El Paso	Texas	74-60	.552
1989	AAA	Denver	American Assn.	69-77	.473
1990	AAA	Denver	American Assn.	68-78	.465
1996	AA	El Paso	Texas	76-63	.547
1997	AA	El Paso	Texas	74-66	.529
Career Totals		(8 years)		617-508	.548

DAVID (DAVE) JOSEPH SCHMIDT PITCHING COACH

HT: 6-1 WT: 195 B: R T: R

Born: April 22, 1957, Niles, MI Resides: Aguora, CA

NOTES: Returns to Orioles organization to begin his pro coaching career...Has spent the last three years, since retiring as an active player, as an assistant coach and pitching coach at UCLA, his alma mater...Served as a volunteer assistant in 1994 and as pitching coach the last two years...Bruins pitchers ERA was lower than previous season all 3 years he worked with the team...Compiled a 54-55 record and 3.88 ERA in 12 major league seasons, 1981-92...Pitched for Rangers, White Sox, Expos and Mariners in addition to Orioles...Was with O's '87-'89, going 28-23...Tied for club lead in wins in '87 (10) and '88 (8)...Earned save in win over ChiSox, April 29, 1988, to end Orioles' major league-record 21-game losing streak...Was the O's Opening Day starter in 1989...Was Texas' 26th round pick in the 1979 free agent draft.
PERSONAL: A is a 1975 graduate of Granada Hills (CA) HS...Compiled a 24-7 record in three years at UCLA, including 15 straight wins...Married to the former Deborah Ann Luther...They have two children, Brian Donald (11/17/84) and Tanya Ann (3/19/87)...Enjoys golf.

ROBERT (BOBBY) E. RODRIGUEZ HITTING COACH

HT: 5-8 WT: 205 B: R T: R

Born: May 16, 1957, San Antonio, TX

Resides: Salisbury, MD

NOTES: Returns to Shorebirds for his 2nd season as hitting coach...Served as trainer and traveling secretary for Laredo Apaches of independent Texas-Louisiana League in 1995...Since retiring as a player in 1983, he has umpired at the junior college and high school level, coached youth baseball and conducted private instructional clinics...Batted a composite .327 in an 8-year career as an outfielder in the AAA Mexican League, 1976-83...With Union Laguna in 1980, he won the Mexican League batting championship with a .404 average.

PERSONAL: Is a graduate of South San Antonio (TX) HS...Jumped directly to Mexican League after high school...Has been married for 20 years to wife Leticia...They have 4 children: daughters Leticia and Veronica, and sons Robert Jr. and Ruben David...They moved to Salisbury during the off-season.

MICHAEL (MIKE) G. MYERS, A.T.,C. TRAINER

HT: 5-11 WT: 205 B: R T: R

Born: Sept. 6, 1963, Grand Forks, ND

Resides: Greenville, NC

NOTES: Joined Orioles training staff in 1995...Is a certified member of the National Athletic Trainers Association and a member of the National Strength and Conditioning Association...Was a Graduate Assistant Athletic Trainer for East Carolina University ('93-'95) and obtained his M.S. degree in health education in 1996...Served as staff student trainer from '91 to '93 while obtaining his undergraduate degree from ECU in sports medicine...Worked for Eastern Orthopaedic Group, Inc., in '93...Prior to attending East Carolina, was part-owner of an indoor batting cage business for three years.

PERSONAL: Served in the United States Army ('82-'86), trained as an air assault infantryman, achieving rank of sergeant...Received two Army Achievement Medals, as well as the Good Conduct Medal and the Non Commissioned Officer Professional Development Ribbon...Hobbies are jogging and racquetball.

TRAINING CAREER

1995 Trainer, Bluefield Orioles, Appalachian, R (Orioles)
1996- Trainer, Delmarva Shorebirds, South Atlantic, A (Orioles)

THE STATE OF BASEBALL

Professional baseball games drew more than 4.8 million fans in the state of Maryland last year. In addition to 3,711,132 fans who attended Orioles games at Camden Yards, the Orioles three minor league affiliates in the state — Bowie, Frederick and Delmarva — combined to draw 1,008,591. And Hagerstown, Toronto's Class A Carolina League affiliate, drew another 115,011 fans.



BLUEFIELD ORIOLES

P.O. Box 356
Bluefield, West Virginia 24701
(540) 326-1326

Appalachian League
Class: Rookie
Bowen Field

Officials

George McGonagle, President
Andy Etchebarren, Manager
Charlie Puleo, Pitching Coach
P.J. Mainville, Trainer
Chris Dunaway, Strength & Conditioning

BLUEFIELD ORIOLES

1997 STATISTICS

BATTERS	AVG	G	AB	R	H	2B	3B	HR	RBI	BB	SO	SB	CS
Davison, Ashanti	.247	49	162	31	40	10	4	2	25	17	29	8	2
Figueras, Franky	.267	63	243	32	65	14	1	8	41	14	70	4	2
Garavito, Eddy	.303	61	231	47	70	12	3	5	44	21	30	26	9
Hairston, Jerry	.330	59	221	44	73	13	4	2	36	21	29	13	9
Haman, Mack	.226	47	133	28	30	6	0	5	17	24	51	6	5
Hooper, Daren	.125	10	32	4	4	1	0	1	4	6	11	0	1
Lasater, Chris	.257	11	35	8	9	4	0	2	9	3	6	0	1
Martin, Tommy	.289	40	90	17	26	3	1	1	9	8	31	9	3
Matos, Luis	.275	61	240	37	66	7	3	2	35	20	36	26	4
McGee, Thomas	.244	27	86	14	21	5	0	1	8	11	22	2	1
Morales, Domingo	.000	4	6	2	0	0	0	0	0	0	0	0	0
Pacheco, Juan	.197	47	132	21	26	3	1	1	12	11	32	2	4
Paxton, Chris	.303	38	109	19	33	8	0	3	22	19	26	0	0
Perez, Richard	.173	20	52	11	9	3	0	0	5	6	17	6	0
Rivera, Roberto	.318	50	192	28	61	20	2	3	27	13	43	6	6
Stephens, Joel	.167	6	18	3	3	0	0	0	1	2	2	2	1
Utting, Andy	.230	51	152	22	35	7	1	4	18	30	41	2	4
Vanasselberg, Ricky	.210	27	62	5	13	2	0	1	7	6	9	1	0
Wilson, Cliff	.240	46	129	16	31	2	2	1	14	15	35	3	1

PITCHERS	W-L	PCT	ERA	G	GS	CG	SHO	SV	IP	H	R	BB	SO
Achilles, Matt	7-2	.778	3.95	14	13	0	0	0	73.0	60	37	33	68
Andrade, Jancy	0-0	.000	2.51	4	4	0	0	0	14.1	9	5	11	13
Bauer, Richard	8-3	.727	2.86	13	13	0	0	0	72.1	58	31	20	67
Bray, Chris	0-0	.000	15.75	3	0	0	0	0	4.0	1	7	4	5
Brown, Derek	2-5	.286	5.01	17	5	1	0	1	41.1	44	26	13	48
Fontaine, Tom	5-1	.833	6.02	21	2	0	0	0	40.1	44	31	28	50
Freedberg, Todd	2-1	.667	1.98	11	1	0	0	0	27.1	29	14	12	29
Halpin, Jeremy	1-0	1.000	3.24	15	0	0	0	0	25.0	30	14	4	22
Lee, Chris	2-0	1.000	4.06	23	0	0	0	2	31.0	24	17	14	32
Mastrolonardo, David	4-0	1.000	1.08	26	0	0	0	12	33.1	15	5	12	45
McGee, Thomas	0-1	.000	54.00	1	0	0	0	0	0.1	2	2	0	0
Murphy, Darren	1-3	.250	5.82	23	1	0	0	0	38.2	48	28	18	42
Perez, Norberto	3-5	.375	3.46	10	10	0	0	0	54.2	52	29	16	58
Phipps, Jeff	0-2	.000	10.80	4	2	0	0	0	10.0	12	13	8	6
Romero, Jordan	1-3	.250	6.51	12	5	0	0	0	27.2	31	20	17	38
Sims, Kenny	1-2	.333	3.06	18	2	0	0	1	35.1	30	18	22	33
Spurgeon, Jay	1-1	.500	3.34	9	7	0	0	0	35.0	35	13	14	32
Stephens, John	2-0	1.000	2.25	4	4	0	0	0	24.0	17	6	5	34
Theodile, Simeon	0-0	.000	21.86	4	0	0	0	0	7.0	21	20	4	6
Wilson, Cliff	0-0	.000	9.00	1	0	0	0	0	1.0	2	1	0	0

*—left handed
#—switch

BLUEFIELD COACHING STAFF

ANDREW (ANDY) AUGUSTE ETCHEBARREN MANAGER

HT: 6-0 WT: 200 B: R T: R

Born: June 20, 1943, Whittier, CA Resides: Walnut, CA

NOTES: Returns to Bluefield as manager after two seasons as bench coach with the major league club...Was manager at Bluefield for three seasons, 1993-95...His Bluefield teams had a 3-year mark of 132-69, including a 49-16 record in '95, winning the Appalachian League's Northern Division by 17 games and posting the 9th best winning percentage (.745) by a National Association short-season club...Spent seven years (1985-91) as the Milwaukee Brewers first base coach and catching instructor...Began his coaching career while winding down his playing career, serving as player-coach for California Angels...Returned to it full-time in 1983 as Brewers minor league catching instructor for 3 seasons...Also served as interim manager at Class A Stockton in final weeks of 1984 season.

Played 15 seasons in the majors, the first 11 1/2 with the Orioles...Signed with Orioles out of high school in 1961...Was starting catcher and had career-high 11 homers and 50 RBI for O's '66 World Series champs...Was a member of four pennant-winning Orioles teams...Was named to A.L. All-Star team in '66 & '67...Batted .235 with 49 homers in his career...Also played for Angels and Brewers.

PERSONAL: Owned and operated a health and racquetball club in Hacienda, CA, for 4 years after retiring as a player...Also worked with MLB Alumni in '92 assisting with clinics conducted at military bases worldwide...Has two daughters, Kim and Lisa...Enjoys golf.

COACHING CAREER

1977 Player/Coach, California Angels
1982-4 Minor League Catching Instructor, Milwaukee Brewers
1985-86 First Base Coach, Milwaukee Brewers
1987-88 Bench Coach, Milwaukee Brewers
1989-91 First Base Coach, Milwaukee Brewers
1996-97 Bench Coach, Baltimore Orioles

RECORD AS MANAGER

Year	Class	Club	League	W-L	Pct
1993	R	Bluefield	Appalachian	44-24	.647
1994	R	Bluefield	Appalachian	39-29	.574
1995	R	Bluefield	Appalachian	49-16	.754

CAREER TOTALS (3 years) 132-69 .657

CHARLES (CHARLIE) MICHAEL PULEO PITCHING COACH

HT: 6-2 WT: 190 B: R T: R

Born: Feb. 7, 1955, Glen Ridge, NJ Resides: Knoxville, TN

NOTES: Joined the O's organization in 1992 as pitching coach at Bluefield...Spent '93 with Albany in the South Atlantic League and returned to Bluefield in 1994...Former big league hurler, pitched eight seasons in the big leagues with three teams: Mets ('81-'82), Reds ('83-'84) and Braves ('86-'89)...Originally signed by Toronto as a free agent in 1978...Won nine games in his first full year in the bigs with the Mets in 1982...Led Mets hurlers in starts (24) and innings (171)...Posted a 3.47 ERA in 53 games with Atlanta in '88.

PERSONAL: 1973 graduate of Bloomfield (NJ) HS...Graduated from Seton Hall University in 1977 with a degree in Education...Has worked as a broadcaster for the Knoxville Blue Jays of the Southern League.

COACHING CAREER

1992 Pitching Coach, Bluefield Orioles, Appalachian League, R (Orioles)
1993 Pitching Coach, Albany Polecats, South Atlantic League, A (Orioles)
1994- Pitching Coach, Bluefield Orioles, Appalachian League, R (Orioles)

Minor
League

CHRISTOPHER (CHRIS) A. DUNAWAY

STRENGTH & CONDITIONING COACH: Bluefield & GCL

HT: 5-9 WT: 155 B: R T: R

Born: Feb. 12, 1974, Wheeling, WV Resides: Wheeling, WV

NOTES: Joins Orioles organization on full-time basis this season...Will work with Gulf Coast League and extended spring training as well as Bluefield...Was an intern last year, working with GCL and extended spring training players as well as Florida Instructional League...Is a member of the National Strength and Conditioning Association.

PERSONAL: Graduated in 1997 with exercise physiology degree from West Virginia University...Interned with Mountaineers' athletic department, working as a strength and conditioning assistant for football, basketball and swimming and diving teams...Was a 3-year letter-winner on WVU track team...Graduated from Wheeling Park High School in 1992...Ran 200 and 400 meters in high school and college...Is a certified strength and conditioning coach...Single.

PETER A. (P.J.) MAINVILLE, JR.

TRAINER-Bluefield & GCL

HT: 6-4 WT: 210 B: R T: R

Born: January 29, 1975, Hollywood, FL Resides: Warrenton, VA

NOTES: This will be his 1st season as a full-time member of the Orioles minor league training staff...Spent last two summers as an intern with Orioles Gulf Coast League in Sarasota, FL...Was a student athletic trainer for four years at East Carolina University in Greenville, NC...Is a member of the National Athletic Trainers Association and the Professional Baseball Athletic Trainers Society.

PERSONAL: Graduated from East Carolina University in August, 1997, with degree in exercise and sports science...Has served as an emergency room volunteer at hospitals in Virginia and North Carolina as well as with the Warrenton (VA) Volunteer Rescue Squad...Umpired Babe Ruth League Baseball in Fauquier Co., VA, from '91-'95.



GULF COAST ORIOLES

Twin Lakes Park
6700 Clark Road
Sarasota, Florida 34241
(941) 923-1996

Gulf Coast League
Class: Rookie
Twin Lakes Park

Officials

Butch Davis, Manager
John O'Donoghue, Pitching Coach
Jesus Alfaro, Field Coach

GULF COAST ORIOLES 1997 STATISTICS

BATTERS	AVG	G	AB	R	H	2B	3B	HR	RBI	BB	SO	SB	CS
Bautista, Juan	.111	3	9	3	1	0	0	0	0	1	2	1	1
Bello, Gilberto	.245	33	102	8	25	5	1	0	14	8	29	2	2
Bethea, Larry	.164	36	116	6	19	3	2	0	15	11	32	2	1
Carter, Shannon	.195	50	159	22	31	3	2	0	11	12	45	13	5
Charles, Curtis	.250	6	20	4	5	1	0	1	3	2	5	0	0
Collier, Marc	.183	24	71	10	13	2	0	0	6	10	16	2	0
Diaz, Maikel	.255	46	137	19	35	5	2	1	15	20	30	18	2
# Escalante, Jaime	.273	50	143	12	39	9	1	0	17	18	34	0	1
Guzman, Juan	.149	15	47	1	7	1	0	0	4	1	18	0	0
Hooper, Daren	.323	19	62	7	20	5	1	1	5	9	20	1	1
Ide, Antoine	.207	33	92	13	19	0	0	0	6	8	21	12	4
# Kingsale, Eugene	.294	6	17	2	5	0	0	0	0	2	2	1	0
* Kirkpatrick, Michael	.252	38	115	18	29	6	3	1	12	9	22	7	2
Morales, Domingo	.255	33	98	8	25	4	0	0	6	9	11	5	2
Morgan, Todd	.000	9	16	1	0	0	0	0	0	1	11	0	0
# Ndungidi, Ntema	.185	18	54	10	10	2	1	2	7	12	15	4	0
Nolasco, Regino	.224	58	165	17	37	10	0	1	18	21	33	3	7
O'Toole, Bobby	.286	6	21	1	6	0	0	1	3	1	5	0	0
Otanez, Willis	.320	8	25	5	8	2	0	2	3	2	4	0	0
# Perez, Jesse	.227	35	110	12	25	1	1	0	7	7	39	1	4
Ramirez, Luis	.237	45	156	24	37	5	5	1	24	12	49	5	2
Werth, Jayson	.295	32	88	16	26	6	0	1	8	22	22	7	1
Ziths, Deshawn	.152	17	33	7	5	0	0	0	3	3	16	1	0
PITCHERS	W-L	PCT	ERA	G	GS	CG	SHO	SV	IP	H	R	BB	SO
Casteel, Raymond	2-3	.400	2.77	15	9	0	0	1	65.0	63	31	30	37
Coplinger, Rocky	0-0	.000	1.80	3	3	0	0	0	10.0	7	3	0	13
Cruz, Charlie	2-2	.500	9.41	15	0	0	0	1	22.0	36	23	14	7
Curtis, Gregory	1-2	.333	4.57	15	4	0	0	1	41.1	54	29	23	28
Douglass, Sean	1-3	.250	6.11	9	1	0	0	0	17.2	20	14	9	10
Escalante, Jaime	0-0	.000	0.00	1	0	0	0	0	1.0	0	0	1	1
Huntsman, Brandon	0-0	.000	0.00	2	0	0	0	0	4.2	3	0	1	6
Jimenez, Ricardo	3-1	.750	3.46	6	0	0	0	1	39.0	30	22	21	27
Johnson, Jeremiah	2-1	.667	2.84	6	0	0	0	1	6.1	4	2	4	4
Jones, Sean	0-0	.000	3.00	9	0	0	0	0	15.0	18	7	7	7
Maine, Dalton	0-0	.000	0.00	2	0	0	0	1	3.0	1	0	0	4
* Marache, Luis	4-6	.400	3.14	11	10	1	1	0	57.1	48	26	17	45
* Morales, Johnny	3-4	.429	4.23	18	1	0	0	1	38.1	40	21	12	47
Percibal, Billy	0-0	.000	0.90	4	3	0	0	0	10.0	11	1	2	12
Ponson, Sidney	1-0	1.000	0.00	1	0	0	0	0	2.0	0	0	0	1
Ratiff, Craig	2-5	.286	2.75	12	12	0	0	0	59.0	60	26	32	50
Ryba, Jason	3-4	.429	4.60	14	8	1	0	1	43.0	51	33	19	30
Santos, Juan	0-1	.000	1.50	3	0	0	0	0	6.0	6	4	2	5
Stephens, John	3-0	1.000	0.82	9	3	0	0	1	33.0	15	3	9	43
Theodile, Simeon	0-1	.000	1.99	15	0	0	0	6	22.2	22	6	7	17

*—left handed
#—switch

Minor
League

GULF COAST COACHING STAFF

WALLACE MCARTHUR (BUTCH) DAVIS MANAGER

HT: 6-0 WT: 193 B: R T: R

Born: June 19, 1958, Williamston, NC **Resides:** Garner, NC

NOTES: Returns for his 2nd season as manager at Gulf Coast after leading the O's rookie team to a 27-33 record last year in his 1st season as a manager...Returned to the O's organization in '95 as an instructor after a 14-year professional playing career...Spent '95-'96 seasons as a coach at Rochester...Spent one full season ('93, Texas), and parts of six other seasons in the big leagues: Royals ('83-'84), Pirates ('87), Dodgers ('91) and Orioles ('88 & '89)...Was the Royals' 10th round selection in the 1980 June draft...Was two-time league All-Star coming up in the Royals chain, including Gulf Coast League Player of Year in 1980...Played 3 1/2 seasons before making his big league debut on Aug. 23, 1983, with KC...Burst upon the scene with the Royals that season, hitting .344 with 6 triples in 122 at-bats...Opened '84 with Kansas City, but hit just .147 and was optioned to Omaha May 10...Did not return to majors until September 1987 when he appeared in seven games with Pittsburgh...Attended '88 spring training with the Angels, but was released April 4...Signed with the O's May 3 and was assigned to Charlotte (AA)...Hit .301 with 13 HR and 82 RBI, earning a 13-game stint with the O's in September...Batted .303 with 29 doubles, 10 homers and 19 SB for Rochester in '89...Signed with the Dodgers in 1990 and put together his finest season with Albuquerque (AAA), batting .342 with 31 doubles and 25 stolen bases...Spent the entire '93 season with the Rangers, batting .245 in 159 at-bats...Hit the first ever inside-the-park HR in Camden Yards against the Birds, Aug. 21, 1993 (it was also the first inside-the-park HR by an O's opponent in Baltimore in 33 years)...Finished his pro career playing for Oklahoma City in '94.

PERSONAL: Graduated from East Carolina in 1980...Enjoys bowling, basketball, and chess.

COACHING CAREER

1995-96 Coach, Rochester Red Wings, International, AAA (Orioles)

RECORD AS MANAGER

Year	Class	Club	League	W-L	Pct
1997	R	Sarasota	Gulf Coast	27-33	.450

JESUS ALFARO COACH/INSTRUCTOR

HT: 5-10 WT: 170 B: R T: R

Born: Sept. 26, 1958, Maracaibo, VEN **Resides:** Maracaibo, VEN

NOTES: Rejoined the Orioles organization in '95 as an instructor for Extended Spring Training and the Gulf Coast League Orioles...Played professionally for 18 seasons, including three with the Orioles organization ('82-'84)...Was a member of the 1984 Charlotte (AA) O's, winners of the Southern League Championship...Originally signed with the Philadelphia Phillies in 1976...Also played for the Cubs ('78-'81), Brewers ('85-'87, '89-'90), and Angels ('88) organizations...Finished his playing career with one season in Italy ('91) and three seasons in the Mexican Summer League (92-94).

Has played winter ball in his native Venezuela each year since 1973...Has served as player-coach for the Caracas Lions the past few winters...Attended the Major League Scouting Bureau's scouting school in '90.

COACHING CAREER

1995- Instructor, Extended Spring Training/Gulf Coast League, R (Orioles)

JOHN EUGENE O'DONOGHUE, SR. PITCHING COACH

HT: 6-2 WT: 215 B: R T: L

Born: Oct. 7, 1939, Kansas City, MO **Resides:** Baltimore, MD

NOTES: Returns for 4th season in Florida and 8th in O's organization...Worked in private business as a vice-president of a company in Wilmington, DE before returning to baseball as pitching coach at Frederick in '91...Moved to Bowie for '93 and '94 seasons...Coached two off-seasons with the Perth Heat of the Australian Baseball League...Pitched nine seasons in the major leagues for

five different organizations: Kansas City Athletics ('63-'65), Cleveland ('66-'67), Baltimore ('68), Seattle Pilots ('69), Milwaukee ('70) and Montreal ('70-'71)...Won 19 games for the Athletics over two seasons...Was named to the American League All-Star team in 1965, but did not appear in the game...Was traded to the Orioles in November 1967 and appeared in 16 games without a decision for the Birds in '68.

PERSONAL: Originally signed by the KC Athletics in 1959...Graduated from De LaSalle (MO) HS in Kansas City where he earned three letters in baseball and two letters in basketball...Attended University of Missouri where he played baseball for three years...Posted a 0.48 ERA as a junior...His son, John, made his big league debut with the O's on June 26, 1993, making them just the third father-son combo to ever play for the O's; the Kennedy's, Bob ('54-'55) and Terry ('87-'88), and the Buford's, Don ('68-'72) and Damon ('93-'95), are the others.

COACHING CAREER

1991-92 Pitching Coach, Frederick Keys, Carolina League, A (Orioles)
1993-94 Pitching Coach, Bowie Baysox, Eastern League, AA (Orioles)
1995- Pitching Coach, Extended/Gulf Coast League, R (Orioles)

DOMINICAN SUMMER LEAGUE COACHING STAFF

MIGUEL TABALARA MANAGER-San Pedro de Macoris Orioles

EURIPEDES NUNEZ COACH-San Pedro de Macoris Orioles

AUGUSTIN LINARES COACH-San Pedro de Macoris Orioles

NEY ORTEGA TRAINER-San Pedro de Macoris Orioles

VENEZUELAN SUMMER LEAGUE COACHING STAFF

RUSSELL VASQUEZ MANAGER-VSL

LONGEST AFFILIATIONS

Bluefield celebrates its 41st season as an Orioles affiliate this season, the longest continuing relationship in baseball. The O's Appalachian League team since 1958, Bluefield is one of only 3 minor league teams that have been affiliated with the same parent club continuously since 1961. The others are Lakeland (Class A, Florida State League), with Detroit since 1960, and Rochester, the Orioles AAA team in the International League starting in 1961.

Minor
League

ORIOLES FARM SYSTEM PLAYERS

ACHILLES, Matthew Jeffrey (Matt) [RHP]

HT: 6-3; WT: 175; B: R; T: R; Signed by: Fred Peterson; Born: Aug. 18, 1976, Rock Island, IL; Resides: East Moline, IL; Acquired: Orioles 23rd round selection in 1995 Amateur Draft; signed May 14, 1996.

Year	Club	CL	W	L	ERA	G	GS	CG	SHO	SV	IP	H	R	ER	HR	BB	SO
1996	Orioles	R	0	1	2.25	5	5	0	0	0	20.0	16	6	5	2	10	12
	Bluefield	R	3	2	3.80	13	0	0	0	0	23.2	20	16	10	0	19	22
1997	Delmarva	A	0	0	9.53	3	0	0	0	1	5.2	11	9	6	0	3	2
	Bluefield	R	7	2	3.95	14	13	0	0	0	73.0	60	37	32	9	33	68
Minor Lg. Totals			10	5	3.90	35	18	0	0	1	122.1	107	68	53	11	65	104

1997: Began season in bullpen at Delmarva before going to Bluefield as a starter...Led Bluefield hurlers in innings (73.0) and strikeouts (68)...Was tied for 5th in wins in Appalachian League with 7...Opponents batted only .228 off him...Was winning pitcher in Bluefield's 4-2 play-off win over Pulaski to clinch the Appy League title...1996: Began season as a starter in Gulf Coast League before moving to bullpen at Bluefield...Held opponents to combined .225 (36-160) average...Personal/Amateur: Graduated from United Township HS in East Moline, IL, where he played baseball, basketball and soccer...Threw a 1-hitter for Blackhawk CC in Moline, IL...Earned all-conference honors at Blackhawk...Enjoys playing beach volleyball...Single...Worked for a food service company in the off-season.

ACOSTA, Virgilio Daniel [CA]

HT: 6-2; WT: 180; B: R; T: R; Signed by: Carlos Bernhardt; Born: May 31, 1980, San Pedro de Macoris, DR; Resides: San Pedro de Macoris, DR; Acquired: Signed as a non-drafted free agent May 31, 1997.

Year	Club	CL	W	L	ERA	G	GS	CG	SHO	SV	IP	H	R	ER	HR	BB	SO
1997	Dominican Summer League																

1997: Batted .238 (24-101) in 35 games for San Pedro Orioles in Dominican Summer League...Had 5 doubles and drove in 9 runs.

ADAMES, Benny A. [OF]

HT: 6-1; WT: 135; B: R; T: R; Signed by: Carlos Bernhardt; Born: Oct. 8, 1979, San Pedro de Macoris, DR; Resides: San Pedro de Macoris, DR; Acquired: Signed as a non-drafted free agent July 2, 1996, to a 1997 contract.

Year	Club	CL	AVG	G	AB	R	H	2B	3B	HR	RBI	BB	SO	SB	CS
1997	Dominican Summer League														

1997: Batted .237 (42-177) in 50 games for San Pedro Orioles in Dominican Summer League...Led team with 15 doubles...Scored 23 runs and had 14 RBI.

ADVINCOLA, JOSE [LHP]

HT: 6-0; WT: 140; B: L; T: L; Signed by: Carlos Bernhardt; Born: May 20, 1980, San Cristobal, DR; Resides: San Cristobal, DR; Acquired: Signed as a non-drafted free agent Dec. 7, 1996.

Year	Club	CL	W	L	ERA	G	GS	CG	SHO	SV	IP	H	R	ER	HR	BB	SO
1997	Dominican Summer League																

1997: Went 3-7 with a 5.94 ERA in 12 games for San Pedro Orioles in Dominican Summer League...Made 8 starts...Pitched 47.0 innings and allowed 50 hits and 42 walks while striking out 36 batters.

AKINS, Carlos Montre [OF]

HT: 6-0; WT: 180; B: R; T: R; Signed by: Earl Winn; Born: July 12, 1974, Oklahoma City, OK; Resides: Oklahoma City, OK; Acquired: Orioles 12th round selection in 1995 Amateur Draft.

Year	Club	CL	AVG	G	AB	R	H	2B	3B	HR	RBI	BB	SO	SB	CS
1995	Gulf Coast	R	.283	42	138	35	39	9	1	3	20	22	28	9	3
1996	High Desert	R	.208	11	24	4	5	1	0	0	2	6	8	1	0
	Bluefield	R	.298	18	57	19	17	4	0	0	14	15	11	15	0
	Frederick	A	.290	42	145	36	42	7	1	5	14	34	31	9	5
1997	Frederick	A	.212	110	335	53	71	16	0	2	30	54	79	14	4
Minor Lg. Totals			.280	223	699	147	174	37	2	10	80	131	157	48	12

1997: Was 4th on team and 1st among outfielders in games played for Class A Frederick...Hit safely in 15 straight games May 27-June 13, going 20-for-50 to raise his average from .198 to .251...Batted only .167 (26-156) the rest of the

season...Led Carolina League outfielders with a .992 fielding pct....1996: Batted a combined .283 (64-226) with 12 doubles, a triple and 5 HR...Drew 55 walks and struck out 50 times, with 25 steals in 30 attempts between 3 clubs...Started at High Desert, then moved to extended spring training before being assigned to Bluefield on June 18...Promoted to Frederick on July 20...Had a 9-game hitting streak (.406, 13-32) Aug. 1-9 and hit safely in 15 of 17 games from Aug. 14-30, batting .385 (25-65) with 19 runs scored and 8 extra base hits...Batted .339 (38-112) overall in August for Keys...Played CF for Frederick, except for part of 1 game at 2B...1995: Batted .326 (14-43) in 15 games, June 21-July 21, with 3 doubles, a homer, 9 RBI and 4 steals...Batted .339 (19-56) in 15 games, July 28-Aug. 19, with 5 doubles, a triple, 2 homers, 7 RBI and 3 steals. Personal/Amateur: Graduated from Del City (OK) HS, where he was all-state centerfielder...Attended Hutchinson (KS) CC and Western Kentucky University...Led the Sun Belt Conference in stolen bases as a junior.

ALCANTARA, Juan Carlos [SS]

HT: 6-1; WT: 135; B: R; T: R; Signed by: Carlos Bernhardt; Born: June 13, 1980, San Jose de Los Llanos, DR; Resides: San Pedro de Macoris, DR; Acquired: Signed as a non-drafted free agent April 6, 1997.

Year	Club	CL	AVG	G	AB	R	H	2B	3B	HR	RBI	BB	SO	SB	CS
1997	Dominican Summer League														

1997: Batted .224 (22-98) in 41 games for San Pedro Orioles...Had 3 doubles, 1 home run and 8 RBI.

ALVAREZ, Darwin German [OF]

HT: 6-0; WT: 160; B: S; T: R; Signed by: Arturo Sanchez; Born: Apr. 11, 1980, Caracas, Venezuela; Resides: Caracas, Venezuela; Acquired: Signed as a non-drafted free agent Aug. 30, 1996, to a 1997 contract.

Year	Club	CL	AVG	G	AB	R	H	2B	3B	HR	RBI	BB	SO	SB	CS
1997	Venezuelan Summer League														

1997: Batted .222 (10-45) in 22 games for Guacara co-op team...Had 2 doubles, 1 home run and 4 RBI.

ANDRADE, Jancy Jose [RHP]

HT: 6-2 WT: 165; B: R; T: R; Signed by: Arturo Sanchez; Born: June 29, 1978, Cumana, Venezuela; Resides: Cumana, Venezuela; Acquired: Signed as a non-drafted free agent, June 23, 1995, to a 1996 contract.

Year	Club	CL	W	L	ERA	G	GS	CG	SHO	SV	IP	H	R	ER	HR	BB	SO
1995	Dominican Summer League																
1996	Gulf Coast	R	3	2	2.88	18	3	0	0	5	37.0	30	13	11	0	13	30
1997	Bluefield	R	0	0	2.51	4	4	0	0	0	14.1	9	5	4	1	11	13
Minor Lg. Totals			3	2	2.63	22	7	0	0	5	51.1	39	18	15	1	24	43

1997: Appeared in 4 games before suffering pinched muscle in right shoulder on July 8...Was sidelined remainder of season...1996: Pitched in relief until his last 3 appearances...Went 1-0 with a 1.20 ERA as a starter...From June 29 to July 30, allowed only 1 earned run in 13 IP over 10 appearances (0.69 ERA)...Pitched in 4 games for Lara in Venezuelan Winter League (7.2 IP, 5 H, 0 ER)...1995: Pitched for San Pedro de Macoris in the Dominican Summer League...Made 3 starts and 3 relief appearances, pitching to a 4.66 ERA (19.1 IP, 10 ER)...Personal/Amateur: Graduated from Nuevo Andalucia Institute in Cumana...Enjoys playing basketball...Single.

ANEZ, Omar Antonio [RHP]

HT: 6-3; WT: 170; B: R; T: R; Signed by: Arturo Sanchez & Ubaldo Heredia; Born: February 1, 1981, Valencia, Venezuela; Resides: Valencia, Venezuela; Acquired: Signed as a non-drafted free agent August 26, 1997.

Year	Club	CL	W	L	ERA	G	GS	CG	SHO	SV	IP	H	R	ER	HR	BB	SO
1998	Will be first professional season																

APONTE, Jose Arturo [RHP]

HT: 6-1; WT: 175; B: R; T: R; Signed by: Ubaldo Heredia; Born: Sep. 2, 1979, Guarenas, Venezuela; Resides: Guarenas, Venezuela; Acquired: Signed as a non-drafted free agent, Sep. 16, 1996, to a 1997 contract.

Minor League

Year	Club	CL	W	L	ERA	G	GS	CG	SHO	SV	IP	H	R	ER	HR	BB	SO
------	------	----	---	---	-----	---	----	----	-----	----	----	---	---	----	----	----	----

1997 Venezuelan Summer League

1997: Went 4-3 w/— 2 saves and a 4.62 ERA in 25 games for Guacara co-op team...Allowed 60 hits and 16 walks in 48.2 innings...Struck out 29 batters...Pitched for Zulia in Venezuelan Winter League following season, going 0-2 with 6.75 ERA in 6 games.

AQUILE, Pedro [RHP]

HT: 6-3; WT: 160; B: R; T: R; Signed by: Carlos Bernhardt; Born: February 15, 1981, LaRomana, DR; Resides: LaRomana, DR; Acquired: Signed as a non-drafted free agent November 7, 1997.

Year	Club	CL	W	L	ERA	G	GS	CG	SHO	SV	IP	H	R	ER	HR	BB	SO
------	------	----	---	---	-----	---	----	----	-----	----	----	---	---	----	----	----	----

1998 Will be first professional season

BAUER, Richard [RHP]

HT: 6-5; WT: 190; B: R; T: R; Signed by: Jerry Zimmerman; Born: January 10, 1977; Eagle, ID; Resides: Eagle, ID; Acquired: Orioles 5th round selection in 1997 Amateur Draft.

Year	Club	CL	W	L	ERA	G	GS	CG	SHO	SV	IP	H	R	ER	HR	BB	SO
------	------	----	---	---	-----	---	----	----	-----	----	----	---	---	----	----	----	----

1997: Led Bluefield and was tied for 2nd in the Appalachian League with 8 wins...Was 6th in ERA (2.86) and 5th among starting pitchers allowing a .218 batting average against...Won 4 straight starts July 13-30...Led the Orioles and was 6th in the league with a 2.86 ERA...Opponents batted only .218 off him...Was 7-0 in 8 starts at Bowen Field...Struck out 12 batters and allowed only 1 hit over 7 innings in a 7-1 win at Princeton on July 18.

BELLO, Gilberto Montas [CA/RHP]

HT: 6-3; WT: 150; B: R; T: R; Signed by: Carlos Bernhardt; Born: Feb. 26, 1977, San Jose de los Llanos, DR; Resides: San Pedro de Macoris, DR; Acquired: Signed as non-drafted free agent, Jan. 5, 1994.

Year	Club	CL	AVG	G	AB	R	H	2B	3B	HR	RBI	BB	SO	SB	CS
------	------	----	-----	---	----	---	---	----	----	----	-----	----	----	----	----

Note: Will work as a pitcher during spring training.

1997: Served as DH most of season for Gulf Coast O's...Went 7-for-18 with 6 RBI in his first 4 games and batted .407 (11-29) through the first month (June)...Batted .250 (12-48) in July and only .071 (2-27) in August...Played for Orioles' Dominican Winter League team and hit .306 (15-49)...1996: Threw out 15 of 44 baserunners (.341) in first season in Gulf Coast League...1994-95: Played 2 years with San Pedro de Macoris in Dominican Summer League...Batted .296 in '95 with a .447 slugging pct., 4 homers and team-leading 38 RBI...Personal/Amateur: Enjoys fishing...Single.

BENNETT, Joel Todd [RHP]

HT: 6-1; WT: 160; B: R; T: R; Signed by: Phil Rossi (Red Sox)...Was Boston's 24th pick (21st round) in 1991 Amateur Draft; Born: Jan. 31, 1970, Binghamton, NY; Resides: Sidney, NY; Acquired: Signed as a 6-year minor league free agent Oct. 7, 1996.

Year	Club	CL	W	L	ERA	G	GS	CG	SHO	SV	IP	H	R	ER	HR	BB	SO
------	------	----	---	---	-----	---	----	----	-----	----	----	---	---	----	----	----	----

1997: Led AA Bowie and was 3rd in Eastern League with 146 strikeouts, 2nd in Baysox history behind Jimmy Haynes' 177 in '94...Was 2nd to Nerio

Rodriguez (160) among all Orioles minor leaguers...Fanned 11 Reading players twice, Aug. 16 & 26...Was 3-5 with a 2.88 ERA in 10 starts (56.1IP, 18 ER) and 3-3 with 4 saves and a 3.47 ERA in 34 relief outings (57.0IP, 22 ER)...Baysox scored only 2.7 runs/game in his starts, including 6 runs total in his 5 losses...Was 2/3 inning shy of qualifying for 4th in the EL in ERA at 3.18...Was 4th in organization in ERA...Did not pitch in playoffs because of tendinitis in his right shoulder...1996: Began season with AA Trenton...signed with independent Newburgh Nighthawks after release by Red Sox...Went 6-0 with 0.79 ERA (57 IP, 5 ER) and threw a no-hitter on July 10...Hurled 6 hitless innings in next start but was taken out...Signed with O's on July 25 and spent remainder of season at Bowie...Of his 8 starts, 6 were "quality starts" (6 or more IP, 3 or fewer ER)...Struck out 12 batters in 7 innings vs. Harrisburg, Sept. 2, but lost 4-0...Lefties batted only .153 (23-85) off him with 3 extra bases hits...Right-handers hit .213 (23-108)...Promoted to Rochester for International League playoffs and made one appearance vs. Columbus (3.1IP, 2BB, 4K)...1995: Promoted to Red Sox' 40-man roster...Spent season at Pawtucket...Was on disabled list July 8-Aug. 3 with right shoulder soreness...1994: Was a combined 12-10 with a 4.45 ERA with AA New Britain and AAA Pawtucket...Tied for 2nd in Boston organization in wins (12) and 3rd in Ks (154)...Was 2nd in Eastern League with 8.95 K/9IP...Overall averaged 9.14 K/9IP...Went 3-1 with 1.80 ERA in Arizona Fall League...1993: Led all minor leaguers with 221 strikeouts...Led Carolina League with 29 starts...1992: Was 4th in strikeouts (154) and 5th in IP (161.2) in Florida State League...Was 4th in FSL with 8.57 K/9IP...1991: Was named New York-Penn League Pitcher of the Week, July 6-12...Pitched in Florida Instructional League following season...Personal/Amateur: Graduated from Windson Central HS (NY) in 1988...Attended East Stroudsburg (PA) University for 3 years...Earned all-conference and all-region honors and was named ECAC Division II Player of the Year as a junior...Married to the former Jennifer Boushie (10/8/94)...Enjoys playing golf and visiting zoos.

BETHEA, Larry Wayne [1B]

HT: 6-3; WT: 255; B: R; T: R; Signed by: Lon Joyce (Dodgers)...Was Los Angeles' 79th round pick in 1995 Amateur Draft; Born: October 9, 1976, Lumberton, NC; Resides: Red Springs, NC; Acquired: Signed as a free agent Feb. 13, 1997.

Year	Club	CL	AVG	G	AB	R	H	2B	3B	HR	RBI	BB	SO	SB	CS
------	------	----	-----	---	----	---	---	----	----	----	-----	----	----	----	----

1997: Went 0-for-16 with 8 strikeouts in 4 games, June 24-July 1...Had 12 RBI in 63 plate appearances at home and 3 RBI in 64 plate appearances on the road...1996: Was released by Los Angeles organization May 17 and did not play organized ball the remainder of the season...1995: Began his pro career with Dodgers entry in Pioneer League...Personal/Amateur: Graduated from Red Springs (NC) HS in 1995.

BOGLE, Bryan Alan [OF]

HT: 6-1; WT: 205; B: R; T: R; Signed by: Preston Douglas (Cubs)...Was signed as a non-drafted free agent by Chicago on June 6, 1994; Born: May 18, 1973, Merritt Island, FL; Resides: Melbourne, FL; Acquired: Signed as a free agent July 15, 1995.

Year	Club	CL	AVG	G	AB	R	H	2B	3B	HR	RBI	BB	SO	SB	CS
------	------	----	-----	---	----	---	---	----	----	----	-----	----	----	----	----

1997: Began season in extended spring training, joining Bowie on May 4...Hit safely in his first 10 games (15-44, .341)...Did not homer in his first 31 games, then homered in 3 straight games June 5-7 vs. Akron...Also homered in 3 straight games June 12-14...Was on D.L. with hamstring injury June 17-24...Had RBI in 6 straight games, July 14-19...1996: Finished 8th in California League with a .317 average...Was 8th among all Class A players and 5th in California League with 157 hits...Homered once every 15.11 at bats, best ratio in league...Was 6th among Class A players and 3rd in league with 267 total

Minor League

bases...Was 10th among Class A players with a .539 slugging pct. and 7th among Class A OFs with a .317 batting average...His average was 3rd in organization, and he finished 4th in homers (22) and 5th in RBI (92)...Was 3rd in California League with 142 strikeouts...Finished season with 13-game hitting streak, Aug. 19 to Sept. 1, hitting .481 (25-52) with 10 extra base hits, 18 runs and 14 RBI...Batted .337 (83-246) in July-Aug-Sept. after hitting .297 (74-249) in Apr-May-June...1995: Signed by Orioles after release by Cubs and moved from OF to 3B...Earned Appalachian League Player of the Week honors in his 1st week at Bluefield, July 17-23, batting .714 (10-14) with 2 doubles, a homer, 7 runs, 3 RBI and a 1.071 slugging pct...In 29 games between Bluefield and High Desert, he batted .263 (25-95)...1994: Had a .450 slugging pct. at Huntington in Appalachian League...**Personal/Amateur:** Graduated from Merritt Island (FL) HS, where he played football and baseball...Attended Brevard (FL) CC for 2 years and St. Leo College in Florida for 1 year...Played baseball at both...Worked in landscaping and lawn maintenance in the off-season...Hobbies include drag racing, fishing and lifting weights.

BROCK, Samuel [OF]

HT: 6-1; **WT:** 170; **B:** R; **T:** R; **Signed by:** Carlos Bernhardt; **Born:** February 18, 1981, San Pedro de Macoris, DR; **Resides:** San Pedro de Macoris, DR; **Acquired:** Signed as a non-drafted free agent November 1, 1997.

Year	Club	CL	AVG	G	AB	R	H	2B	3B	HR	RBI	BB	SO	SB	CS
1998															

Will be first professional season

BROWN, Derek Keith [RHP]

HT: 6-1; **WT:** 180; **B:** R; **T:** R; **Signed by:** Jim Gilbert; **Born:** July 23, 1976, Hagerstown, MD; **Resides:** Clear Spring, MD (west of Hagerstown); **Acquired:** Orioles 40th round selection in 1994 Amateur Draft.

Year	Club	CL	AVG	G	AB	R	H	2B	3B	HR	RBI	BB	SO	SB	CS
1994	Gulf Coast	R	.164	32	73	8	12	3	0	0	3	11	23	0	1
1995	Gulf Coast	R	.233	49	146	15	34	5	0	0	11	23	32	3	3
Minor Lg. Totals			.210	81	219	23	46	8	0	0	14	34	55	3	4

Year	Club	CL	W	L	ERA	G	GS	CG	SHO	SV	IP	H	R	ER	HR	BB	SO
1996	Gulf Coast	R	6	1	3.11	9	8	1	1	1	55.0	50	19	19	1	11	37
	Bluefield	R	0	1	16.88	2	2	0	0	0	5.1	12	10	10	5	2	3
	Frederick	A	0	1	9.00	1	1	0	0	0	4.0	6	4	4	0	3	0
1997	Delmarva	A	0	0	0.00	2	0	0	0	0	2.0	2	0	0	0	1	2
	Bluefield	R	2	5	5.01	17	5	1	0	1	41.1	44	26	23	3	13	48
Minor Lg. Totals			8	8	4.68	31	16	2	1	2	107.2	114	59	56	9	30	90

1997: In second season as pitcher, made 2 scoreless appearances for Delmarva before being sent to Bluefield...Averaged 10.5 strikeouts per 9 innings at Bluefield...Lost 3 straight starts, July 17-29...Moved to bullpen in August and went 1-1 with a 3.21 ERA in 10 appearances and walked only 1 batter in 14 innings...Was 4th among Appy relievers with 1.35 BB/9IP and 8.10 runners/9IP...1996: Converted to pitcher after 2 seasons as an infielder...Led the Gulf Coast League in winning pct. (.857, 6-1) and was 3rd in wins...Was GCL Pitcher of the Week, July 8-14, when he threw a complete game shutout and picked up a save, hurling 13 scoreless innings for the week including a 9-inning, 6-hit shutout of the GC White Sox on July 13...His 1.41 BB/9IP ratio was 5th best in the GCL...Opponents batted .244 off him...1995: Played 33 games at 3B, 16 at 1B and only 2 at the position he was drafted, 2B...1994: Raised average to season-high .226 (7-31) on July 19 with 3-for-3 outing...**Personal/Amateur:** Graduated from South Hagerstown HS, where he played baseball and basketball...Was an Orioles fan growing up in western Maryland...Worked as a host in a restaurant in the off-season...Hobbies are basketball and tennis.

BRYANT, Christopher (Chris) Wayne [3B]

HT: 6-2; **WT:** 195; **B:** R; **T:** R; **Signed by:** Jim Gilbert; **Born:** Dec. 15, 1972, Wilson, NC; **Resides:** Middlesex, NC; **Acquired:** Orioles 14th round selection in 1995 Amateur Draft.

Year	Club	CL	AVG	G	AB	R	H	2B	3B	HR	RBI	BB	SO	SB	CS
1995	Bluefield	A	.287	58	195	39	56	10	1	5	37	25	30	6	4
1996	High Desert	A	.299	68	234	53	70	10	2	5	41	32	55	3	2
	Frederick	A	.000	3	8	0	0	0	0	0	0	0	4	0	0
1997	Frederick	A	.274	91	317	53	87	17	1	7	36	47	65	6	3
Minor Lg. Totals			.282	220	754	145	213	37	4	17	114	104	154	15	9

1997: Did not homer in his first 46 games before homering in back-to-back games June 23-24 vs. Lynchburg...Played 71 games at 3B and 13 games in the outfield...Also saw time at 1st base and 2nd base...Batted .393 (33-84) with 11 walks in lead-off situations...Hit safely in 15 of 17 games from June 20 to July 21...Batted .312 (49-157) at Grove Stadium and .237 (38-160) on the road...Batted .295 (51-173) over final two months of season...1996: Began season at extended spring training, moved to Frederick on May 1 and back to EST on May 6...Two weeks later was assigned to High Desert...Batted .317 (65-205) over 52 games in July-August...Went 2-for-29 (.069) at the start with Frederick and High Desert, then batted .335 (65-194) over his next 52 games...Had 5 consecutive multi-hit games, July 5-9, going 11-21 (.524)...Had an 8-game hitting streak July 13-20, batting .333 (12-36)...Was hitting .300 until final day of season...With Mavericks, played 31 games at 3B, 22 at SS and 1 each at 1B and 2B...1995: Homered in his 1st professional at bat for Bluefield...Tied for 3rd for team HR lead, 1 behind team co-leaders Wady Almonte and Johnny Isom...Led Appalachian League 3Bs in fielding pct. (.923)...Named Appy League Player of the Week, June 26-July 2, hitting .500 (8-16) with 2 doubles, 5 runs, 5 RBI and 3 steals...Hit .333 (34-102) at home and .237 (22-93) on the road. **Personal/Amateur:** Graduated from Southern Nash HS, where he played basketball and baseball...Attended North Carolina Wesleyan College and played baseball there...Was a physical education major...Worked in a sandwich shop and a sports store in the off-season...Hobby is playing golf.

CABRERA, Raymond [1B-OF]

HT: 6-3; **WT:** 170; **B:** R; **T:** R; **Signed by:** Carlos Bernhardt; **Born:** Nov. 10, 1978, Santo Domingo, DR; **Resides:** Upata, Venezuela; **Acquired:** Signed as a non-drafted free agent May 21, 1996.

Year	Club	CL	AVG	G	AB	R	H	2B	3B	HR	RBI	BB	SO	SB	CS
1996															
1997															

Dominican Summer League

Venezuelan Summer League

1997: Was second in the Venezuelan Summer League with a .297 average (41-138) in 44 games for Guacara co-op team...Tied for league lead with 41 hits and was 5th in slugging pct. (.406) and tied for 3rd in runs scored (24)...Had 7 doubles, 1 triple and 2 home runs with 16 RBI...1996: Batted .273 (39-143) in 46 games for San Pedro Orioles of Dominican Summer League...Had 2 doubles, a triple and 14 RBI.

CALZADO, Napoleon [OF]

HT: 6-3; **WT:** 165; **B:** R; **T:** R; **Signed by:** Carlos Bernhardt; **Born:** Feb. 9, 1980, Santo Domingo, DR; **Resides:** Santo Domingo, DR; **Acquired:** Signed as a non-drafted free agent Sep. 11, 1996.

Year	Club	CL	AVG	G	AB	R	H	2B	3B	HR	RBI	BB	SO	SB	CS
1997															

Dominican Summer League

1997: Led San Pedro Orioles of Dominican Summer League with a .321 average (75-234), 41 runs, 26 RBI and 18 stolen bases in 64 games...Had 7 doubles and 3 triples.

CARNEY, Bartt Matthew (Matt) [OF]

HT: 5-11; **WT:** 170; **B:** S; **T:** R; **Signed by:** Marc Ziegler; **Born:** Dec. 16, 1973, Iowa City, IA; **Resides:** Parnell, IA; **Acquired:** Signed as a free agent June 1, 1996.

Year	Club	CL	AVG	G	AB	R	H	2B	3B	HR	RBI	BB	SO	SB	CS
1996	Gulf Coast	R	.250	6	12	4	3	0	0	0	1	5	1	1	0
	High Desert	A	.250	47	116	31	29	3	3	1	11	15	26	6	4
1997	Delmarva	A	.100	14	30	3	3	1	0	0	1	5	10	4	1
	Bowie	AA	.269	66	156	27	42	5	0	0	8	31	31	8	5
	Rochester	AAA	.000	4	6	1	0	0	0	0	0	3	2	0	0
	Frederick	A	.000	4	6	2	0	0	0	0	0	2	0	0	0
Minor Lg. Totals			.236	141	326	68	77	9	3	1	21	61	70	19	10

NOTE: Signed with Red Sox after being Boston's 20th round selection in 1994 Amateur Draft...Contract was voided Sept. 1, '94, and Carney returned to school at Cumberland Univ. in Tennessee.

1997: Saw action with 4 teams at 3 classifications but spent most of the season at AA Bowie...Started season at Class A Delmarva before going to Bowie on May 17...Batted .400 (16-40) in first 15 games with Baysox through June 8, then hit .210 (18-86) until being called up to AAA Rochester for 1st time on

August 10...Did not have an RBI after July 3 in 26 games and 46 at bats...Was sent to Class A Frederick from Rochester and returned to Bowie from the Keys on August 23...Had 3 of his 5 doubles and hit safely in his final 4 games after his return to Bowie...Was called back to Rochester on August 31...1996: Began season in Gulf Coast League and moved to Class A High Desert on June 30...Batted .367 (11-30) in his 1st 8 games for Mavericks...Was still batting .286 through 31 games before going 3-for-last-18 to finish at .250...Played 45 games in CF, 1 at catcher, and often pinch-ran... **Personal/Amateur:** Graduate of Williamsburg (IA) Community HS, where he played football, basketball and baseball...Earned his Associate of Arts degree from Indian Hills CC in Centerville, IA, and attended Cumberland (TN) University, where he studied criminal justice...Named all-region and played in the state juco all-star game at Indian Hills...Hobby is hunting... Single.

CARRASCO, Danny [RHP]

HT: 6-3; **WT:** 200; **B:** R; **T:** R; **Signed by:** John Green; **Born:** April 12, 1977, Safford, AZ; **Resides:** Safford, AZ; **Acquired:** Orioles' 26th round selection in 1997 Amateur Draft; signed to a 1998 contract.

Year	Club	CL	W	L	ERA	G	GS	CG	SHO	SV	IP	H	R	ER	HR	BB	SO
1998																	

Will be first professional season

Personal/Amateur: Graduated in '95 from Hayward (CA) HS, where he won all-league, all-East Bay and all-state honors...Was drafted by Texas in the 36th round but chose to attend Chabot JC in Hayward...Transferred after one year to Pima JC in Tucson, AZ, and earned all-conference honors as a sophomore...Enjoys fishing and video games.

CARTER, Shannon Michael [OF]

HT: 6-0; **WT:** 170; **B:** L; **T:** L; **Signed by:** Lane Decker; **Born:** March 23, 1979, El Reno, OK; **Resides:** El Reno, OK; **Acquired:** Orioles' 4th round selection in 1997 Amateur Draft.

Year	Club	CL	AVG	G	AB	R	H	2B	3B	HR	RBI	BB	SO	SB	CS
1997	Gulf Coast	R	.195	50	159	22	31	3	2	0	11	12	45	13	5
Minor Lg. Totals			.195	50	159	22	31	3	2	0	11	12	45	13	5

1997: Got off to hot start, batting .345 (10-29) in first 8 games through June...Led the GCL in runs (12) and stolen bases (8) through July 1...Batted only .162 (21-130) over final two months, including a 1-for-32 stretch in 8 games, July 18-29...Tied for 2nd on team in games played...**Personal/Amateur:** Is a second cousin of new Orioles OF Joe Carter...Graduated from El Reno HS in '97...Was a 3-sport star in football, basketball and baseball...Earned city, conference and district honors in football and all-conference, all-city and all-state honors in baseball...Was a 3-year starter in basketball.

CASTEEL, Raymond Isaiah (Ricky) [RHP]

HT: 6-2; **WT:** 190; **B:** R; **T:** R; **Signed by:** Jim Robinson; **Born:** October 29, 1970, Texarkana, TX; **Resides:** Texarkana, TX; **Acquired:** Orioles' 7th round selection in 1997 Amateur Draft.

Year	Club	CL	W	L	ERA	G	GS	CG	SHO	SV	IP	H	R	ER	HR	BB	SO
1997	Gulf Coast	R	2	3	2.77	15	9	0	0	1	65.0	63	31	20	2	30	37
Minor Lg. Totals			2	3	2.77	15	9	0	0	1	65.0	63	31	20	2	30	37

1997: Finished third in the Gulf Coast League with 65 innings pitched...Was 11th in GCL with a 2.77 ERA...Did not allow an earned run over 4 appearances and 14 innings, June 24-July 4, earning a win and a save...Was 2-1 with a 1.46 ERA in 10 games through July...In August, made 5 starts and went 0-2 with a 4.50 ERA...His ERA as a reliever was 1.69...**Personal/Amateur:** Graduated from Liberty Eylau HS in 1996...Earned 1st team all-state honors and was named pitcher of the year as a senior...Was captain and MVP of the track team and captained the basketball team...Attended Northeast Texas CC for one year...Biggest sports thrill was getting four dunks in one basketball game in high school...Is a cousin of former Chicago Bulls center Cliff Levingston.

CASTRO, Juan Carlos [RHP]

HT: 6-7; **WT:** 155; **B:** R; **T:** R; **Signed by:** Carlos Bernhardt; **Born:** Dec. 27, 1979, Hato Mayor, DR; **Resides:** Hato Mayor, DR; **Acquired:** Signed as a non-drafted free agent Sep. 11, 1996.

Year	Club	CL	W	L	ERA	G	GS	CG	SHO	SV	IP	H	R	ER	BB	SO
1997																

Dominican Summer League

1997: Played for San Pedro Orioles in Dominican Summer League...Went 2-4 with a 7.89 ERA in 11 games...Made 3 starts...Allowed 50 hits and 14 walks in 29.2 innings.

CELESTEN, Fisne [RHP]

HT: 6-3; **WT:** 165; **B:** R; **T:** R; **Signed by:** Carlos Bernhardt; **Born:** Dec. 23, 1980, La Romana, DR; **Resides:** La Romana, DR; **Acquired:** Signed as a non-drafted free agent Nov. 28, 1997.

Year	Club	CL	W	L	ERA	G	GS	CG	SHO	SV	IP	H	R	ER	BB	SO
1998																

Will be first professional season

CENTENO, Edwin Gilberto [OF]

HT: 6-0; **WT:** 165; **B:** S; **T:** R; **Signed by:** Arturo Sanchez; **Born:** Mar. 15, 1978, Baruta, Venezuela; **Resides:** Baruta, Venezuela; **Acquired:** Signed as a non-drafted free agent Dec. 20, 1995.

Year	Club	CL	AVG	G	AB	R	H	2B	3B	HR	RBI	BB	SO	SB	CS
1996															
1997															

Dominican Summer League

Venezuelan Summer League

1997: Played in 39 games for Guacara co-op team in new Venezuelan Summer League and batted .189 (20-106)...Had 2 doubles, 2 triples, 1 home run and 11 RBI...Struck out 41 times...1996: Batted .234 (36-154) in 54 games for San Pedro Orioles in Dominican Summer League...Had 4 doubles, 4 triples, 3 HR and 16 RBI...Had 8 assists in 108 chances in CF.

CHARLES, Curtis Ancyl [OF]

HT: 6-1; **WT:** 179; **B:** R; **T:** R; **Signed by:** Jesus Halabi; **Born:** Mar. 15, 1976, Trinidad & Tobago; **Resides:** Caracas, Venezuela; **Acquired:** Signed as a non-drafted free agent, Dec. 19, 1994.

Year	Club	CL	AVG	G	AB	R	H	2B	3B	HR	RBI	BB	SO	SB	CS
1995	Gulf Coast	R	.159	25	63	6	10	2	0	0	3	9	29	1	1
1996	Bluefield	R	.203	60	182	36	37	7	1	6	17	32	76	31	6
1997	Delmarva	A	.193	95	244	29	47	12	2	3	8	16	104	20	10
	Gulf Coast	R	.250	6	20	4	5	1	0	1	3	2	5	0	0
Minor Lg. Totals			.194	186	509	75	99	22	3	10	31	59	214	52	17

1997: Batted above .200 in only one month, hitting .259 (15-58) in June...Scored 4 runs on June 27 at Hagerstown...Hit .261 (6-23) with a double and triple in Sally League playoffs...Batted .231 in 23 games for Lara in Venezuelan Winter League following season...1996: His 31 steals led the Orioles organization, were 2nd in the Appalachian League and 11th among all short-season players...Was 2nd in Appy in SB pct. (.838, 31-37)...Struck out 76 times, 5th in league...Reached high batting average of .257 on July 14, then hit .167 (18-108) over last 38 games...Played primarily RF...1995: Began season in extended spring training...**Personal/Amateur:** Single.

CLARK, Howard Roddy (Howie) [INF]

HT: 5-10; **WT:** 179; **B:** L; **T:** R; **Signed by:** Rick Arnold; **Born:** Feb. 13, 1974, San Diego, CA; **Resides:** Huntington Beach, CA; **Acquired:** Orioles 27th pick in 1992 Amateur Draft.

Year	Club	CL	AVG	G	AB	R	H	2B	3B	HR	RBI	BB	SO	SB	CS
1992	Gulf Coast	R	.239	43	138	12	33	7	1	0	6	12	21	1	2
1993	Albany	A	.235	7	17	2	4	0	0	0	1	0	3	1	0
	Bluefield	R	.294	58	180	29	53	10	1	3	30	26	34	2	2
1994	Albany	A	.269	108	353	56	95	22	7	2	47	51	58	5	4
	Frederick	A	.143	2	7	1	1	1	0	0	0	0	2	0	0
1995	High Desert	A	.258	100	329	50	85	20	2	5	40	32	51	12	6
1996	Bowie	AA	.272	127	449	55	122	29	3	4	52	59	54	2	8
1997	Bowie	AA	.287	105	314	39	90	16	0	9	37	32	38	2	2
Minor Lg. Totals			.270	550	1787	244	483	105	14	23	213	212	261	25	24

1997: Had up-and-down season in second year at AA...Batted .281 in April, .250 in May, .303 in June, .260 in July and .299 in August...Had career high 9 homers...From July 19 to end of season, batted .326 (43-132)...Had back-to-back 3-hit games August 26-27...Hit .333 (5-15) as a pinch-hitter...Played 66 games at 3B, 20 at 2B and 7 at 1B...Made 2 pitching appearances, allowing 5 runs and 5 hits in 2.2 innings...1996: Bowie's co-MVP with Willis Otanez...Led club in batting (.272), doubles (29) and walks (59)...Was batting only .194 (13-67) thru May 17, then batted .285 (109-382) the rest of the season...Played all 9 positions Sept. 1 in next-to-last game of season, retiring only batter he faced

Minor League

as pitcher on a pop-up...Broke up 2-out, 9th-inning no-hitter by Canton-Akron's Travis Driskill on July 17 with single...Led Eastern League 2Bs in games (123) and putouts (249) and was 2nd in fielding pct. (.974)...1995: Batted .410 (16-39) in July...Played 82 games at 3B, but appeared at every position defensively except pitcher...1994: Was batting only .186 (11-59) after 22 games (May 3), then hit .286 (84-294) in his last 86 games with Albany...Batted .321 in May & June (50-156)...Led the Polecats in triples (7), was 2nd in walks and 3rd in doubles (22), runs (56), hits (95), total bases (137), and RBI (47)...Played 60 games at 1st base, 35 at 2nd and 4 in the outfield...Called up to Frederick in July as an injury replacement, appeared in only 2 games and returned to Albany...1993: Began the season in Extended Spring Training...Was transferred to Albany on May 29...Made 3 starts with the Polecats at 2B...Transferred June 19 to Bluefield and made starts at 2B (12), LF (7), RF (3) and 1B (1)...Had 10 hits in his first 22 at bats (.455) with the baby Orioles, June 19-27...Posted a .375 (80-30) average over 30-game, month-long span (July 21-August 2), and raised his average from .250 to .314...1992: Played all 4 infield positions, mostly 2B (22 games)...Personal/Amateur: Played Little League baseball for Santana National (CA)...Graduated from Huntington Beach (CA) HS, where he earned 3 baseball letters and graduated with honors...Named to all-county squad his senior season...Fellow Orioles prospect SS Craig Daedelow and former Orioles RHP Jim Dedrick also attended Huntington Beach HS...His grandfather played football at the U.S. Naval Academy.

COFFIE, Ivanon Angelino [INF]

HT: 6-1; **WT:** 170; **B:** L; **T:** R; **Signed by:** Cha Halabi; **Born:** May 16, 1977, Curacao, Netherland Antilles; **Resides:** Curacao, Netherland Antilles; **Acquired:** Signed as a non-drafted free agent, July 28, 1995, to 1996 contract.

Year	Club	CL	AVG	G	AB	R	H	2B	3B	HR	RBI	BB	SO	SB	CS
1996	Gulf Coast	R	.218	56	193	29	42	8	4	0	20	23	26	6	2
1997	Delmarva	A	.275	90	305	41	84	14	5	3	48	23	45	19	10
Minor Lg. Totals			.253	146	498	70	126	22	9	3	68	46	71	25	12

1997: Batted .315 (28-89) in June, including 10-game hitting streak June 9-22...Hit .291 (43-148) on the road and .261 (41-157) at home...Was batting .289 with 43 RBI thru June but hit .190 (8-42) and had 5 RBI in 15 games the rest of the season...Went on D.L. with sore right shoulder on Aug. 11 and missed remainder of season...1996: Led Gulf Coast League SS with a .941 fielding pct...Batted .320 (16-50) from Aug. 5 to end of season... Personal/Amateur: Single...Hobby is basketball.

COLLIER, Marc Justin [INF]

HT: 5-11; **WT:** 170; **B:** R; **T:** R; **Signed by:** Tom Burns (Angels)...Was California's 43rd round selection in 1996 Amateur Draft; **Born:** March 25, 1978, Hershey, PA; **Resides:** Hummelstown, PA; **Acquired:** Signed as a free agent July 21, 1997.

Year	Club	CL	AVG	G	AB	R	H	2B	3B	HR	RBI	BB	SO	SB	CS
1996	Mesa	R	.207	30	87	9	18	6	0	0	7	7	22	4	2
1997	Butte	R	.071	5	14	0	1	0	0	0	0	1	6	0	0
	Gulf Coast	R	.183	25	71	10	13	2	0	0	6	10	16	2	0
Minor Lg. Totals			.186	60	172	19	32	8	0	0	13	18	44	6	2

1997: Began season in Angels' organization but was released July 13...Signed with Orioles 8 days later...1996: Played 23 games at 2B, 5 at SS and 2 at 3B at Mesa in the Arizona League... Personal/Amateur: Graduated from Lower Dauphin HS in '96...His father, Ronald L. Collier, pitched in the Yankees and Phillies farm systems 1969-72.

CONNER, Scott Alan [RHP]

HT: 6-2; **WT:** 192; **B:** R; **T:** R; **Signed by:** Logan White; **Born:** March 22, 1972, St. Cloud City, MN; **Resides:** Mission Viejo, CA; **Acquired:** Orioles 34th round choice in 1991 Amateur Draft.

Year	Club	CL	W	L	ERA	G	GS	CG	SHO	SV	IP	H	R	ER	HR	BB	SO
1991	Gulf Coast	R	1	4	5.36	12	7	0	0	1	48.2	49	33	29	0	18	35
1992	Gulf Coast	R	4	5	1.93	12	11	3	1	0	70.0	56	29	15	2	31	39
1993	Albany	A	6	6	5.14	37	13	0	0	0	115.2	133	92	66	8	71	90
1994	Frederick	A	2	1	3.56	53	0	0	0	8	73.1	65	34	29	5	49	61
1995	Bowie	AA	5	1	4.17	44	0	0	0	0	82.0	57	43	38	7	74	82
1996	Frederick	A	1	2	3.65	12	10	0	0	0	61.2	52	29	25	7	27	47
1997	Bowie	AA	1	5	5.05	21	11	0	0	0	82.0	86	54	46	12	36	59
Minor Lg. Totals			20	24	4.19	191	52	3	1	9	533.1	498	314	248	41	306	413

1997: Had right shoulder surgery and missed the entire season...1996: His combined 4.45 ERA was 7th best in organization among hurlers with 92 or more IP...Pitched a career-high 143.2 innings with a combined record of 2-7...With Frederick, lefthanders batted only .194 (14-72) off him, righties .239 (38-158)...Went 6 or more innings in 9 of his 10 starts for the Keys...Promoted to Bowie on May 31...In 11 starts for Baysox was 0-4 with a 5.37 ERA (55.1 IP, 33 ER)...In relief, went 1-1 with a 4.39 ERA (26.2 IP, 13 ER)...Pitched 18.1 consecutive scoreless innings, July 5-21...1995: Led the Baysox with 44 appearances...Was 4th in the Eastern League in walks allowed (74)...Opposing batters hit only .201 (57-283) against him, 7th best in the EL. Was 0-1 with a 5.29 ERA in 18 appearances through June 13...Walked at least 1 batter in each of his last 20 games (45 walks in 34.1 IP)...1994: Led Frederick Keys in appearances (53)...Was 2nd in saves and tied for 2nd in games finished (22)...Had 3.08 ERA until his last appearance of the season (Sept. 2) when he was charged with 4 runs in 0.1 innings vs. Wilmington...Picked up all 8 saves in his 1st 35 outings (thru July 23)...1993: Began the season in Class A Albany's rotation and made 11 starts in a row, then relieved in all but 2 of his 26 remaining appearances, starting June 11...Was 3-4 with 5.29 ERA as starter (GS-13) and 3-2, 4.94 ERA in relief...1992: Tied for 3rd in GCL (R) with 3 complete games...Allowed 2 or fewer runs in 9 of his 11 starts...1991: With Gulf Coast, credited with 1st pro save on July 17 (4 IP, 1 ER) against the Twins...Earned 1st pro win July 27 vs. GCL Braves...Personal/Amateur: Was born in St. Cloud, MN, but grew up in Aurora, CO...Played in Aurora Youth Little League...Graduated from Gateway (CO) HS in 1990...Won 4 letters in baseball and was named all-state as a senior...Also played football, basketball and golf...Was drafted by the Cincinnati Reds in the 27th round of the '90 June draft...Attended New Mexico JC for 1 year, where he was named all-conference as a 1st baseman and a pitcher...Enjoys golf in his spare time...Married to the former Kimberly Douglas (2/10/96)...Painted office buildings in the off-season.

CONWAY, Keith P. [LHP]

HT: 6-2; **WT:** 200; **B:** R; **T:** L; **Signed by:** L Joe Rigoli (Cardinals)...Was St. Louis' 23rd round pick in 1993 Amateur Draft; **Born:** May 8, 1973, Philadelphia, PA; **Resides:** Philadelphia, PA; **Acquired:** Signed as a free agent Jan. 12, 1998.

Year	Club	CL	W	L	ERA	G	GS	CG	SHO	SV	IP	H	R	ER	HR	BB	SO
1993	Cardinals	R	1	1	2.97	28	0	0	0	0	39.1	31	13	13	1	21	47
1994	Madison	A	1	2	2.79	55	0	0	0	0	58.0	49	21	18	2	37	71
1995	Savannah	A	7	2	1.46	60	0	0	0	10	74.0	49	14	12	1	26	87
1996	St. Pete	A	7	3	2.08	59	0	0	0	2	69.1	63	18	16	1	25	67
1997	Pr. William	A	1	0	2.79	15	0	0	0	0	19.1	18	6	6	2	8	22
Minor Lg. Totals			17	8	4.19	217	0	0	0	12	260.0	210	72	65	7	117	294

1997: Was on disabled list from April 17 to May 7...Released on June 2...1996: Tied for staff lead with 59 games pitched...Tied for 3rd on staff in wins despite pitching in relief all season...1995: Was 2nd on team and in Cardinals organization in appearances with 60...1994: Was 2nd on staff with 2.79 ERA and 3rd in games with 55...1993: Led Arizona League in appearances (28)...Was 4.2 innings shy of qualifying for 9th in ERA...Personal/Amateur: Attended Gloucester (NJ) CC and Villanova University in Philadelphia...Graduated from Archbishop Carroll HS in Philadelphia.

CRUZ, Charlie J. [RHP]

HT: 6-5; **WT:** 240; **B:** R; **T:** R; **Signed by:** Ralph Avila (Dodgers)...Signed as a non-drafted free agent by Los Angeles in 1994; **Born:** Feb. 12, 1977, Santiago, DR; **Resides:** Santiago, DR; **Acquired:** Signed as a free agent May 20, 1996.

Year	Club	CL	W	L	ERA	G	GS	CG	SHO	SV	IP	H	R	ER	HR	BB	SO
1995	Eugene	A	6	7	2.55	15	15	0	0	0	81.1	68	34	23	2	36	90
1996	Durham	A	1	1	5.79	8	0	0	0	0	18.2	15	12	12	2	7	12
	Macon	A	5	4	3.72	35	0	0	0	0	77.1	70	40	32	8	34	89
	Gulf Coast	R	1	0	4.50	9	0	0	0	0	14.0	19	10	7	0	6	7
1997	Gulf Coast	R	2	2	9.41	15	0	0	0	1	22.0	36	23	23	4	14	7
Minor Lg. Totals			15	14	4.09	82	15	0	0	5	213.1	208	119	97	20	97	205

1997: Earned lone save with 3 scoreless innings on July 28 vs. GCL White Sox...Was tied for 3rd in Gulf Coast League with 4 HR allowed...1996: Began season with San Pedro Orioles in Dominican Summer League and finished in Gulf Coast League...Went 3-1 with a 3.06 ERA in 12 games for San Pedro...Was finishing pitcher in 11 of his 12 appearances, all in relief...Allowed 18 hits in

17.2 IP, with 10 walks and 16 strikeouts...1995: Played for Dodgers team in the Dominican Summer League.

CURTIS, Christopher (Chris) Eugene [RHP]

HT: 6-2; WT: 195; B: R; T: R; Signed by: Doug Gassaway & Pat Rigby (Rangers)...Was Texas' 4th round pick in the 1991 Amateur Draft; Born: May 8, 1971, Hearne, TX; Resides: Victoria, TX; Acquired: Signed as a free agent on April 24, 1997.

Year	Club	CL	W	L	ERA	G	GS	CG	SHO	SV	IP	H	R	ER	HR	BB	SO
1991	Butte	R	0	2	9.95	6	3	0	0	0	12.2	27	23	14	1	4	7
	Rangers	R	4	0	2.06	7	7	0	0	0	35.0	27	9	8	1	9	23
1992	Gastonia	A	8	11	2.63	24	24	1	1	0	147.0	117	60	43	3	54	107
1993	Charlotte	A	8	8	3.99	27	26	1	0	0	151.0	159	76	67	6	51	55
1994	Tulsa	AA	3	13	5.36	25	23	3	1	0	142.2	173	102	85	17	57	62
1995	Oklahoma City	AAA	3	5	5.00	51	0	0	0	5	77.1	81	53	43	5	39	40
1996	Oklahoma City	AAA	2	5	5.11	41	2	0	0	1	75.2	91	50	43	6	34	38
1997	Bowie	AA	6	1	3.62	36	6	0	0	2	87.0	100	41	35	10	17	48
Minor Lg. Totals			34	45	4.18	217	91	5	2	8	728.1	775	414	338	49	265	380

1997: Signed with Orioles on April 24 after being released by Texas in spring training...Was 5th among Eastern League relievers allowing 1.63 walks/9IP...Had a 4.60 ERA (47.0 IP, 24ER) through June...Allowed only 11 ER on 34 hits in 40.0 innings in July and August...Made 6 starts and went 3-0 with a 3.66 ERA...Made 5 of his 6 starts in August and worked at least 5 innings in each start...Was 3-0 with a 3.10 ERA in August...1996: Was on Rangers' 40-man roster for spring training...Spent second season at AAA Oklahoma City...Was second on 89ers in games (41)...1995: In first year as a reliever, led Oklahoma city staff in appearances (51), saves (5) and games finished (22)...Posted 2.43 ERA (29.2 IP, 8 ER) in his first 23 appearances through June 18...Had a 6.61 ERA (47.2 IP, 35 ER) in his final 28 outings...Went 2-2 with a 4.19 ERA in the Arizona Fall League following the season...1994: Tied for fourth in the Texas League in complete games (3) and led the league with 13 losses...Was 2-3 with a 3.80 ERA at home but 1-10 with a 6.91 ERA on the road...Went 6 or more innings in 16 of 23 starts...1993: Ranked second on Charlotte staff in starts (26) and was third in innings (151)...1992: Had eighth lowest ERA (2.63) in South Atlantic League at Gastonia...Tied for second on staff in starts (24)...1991: Began season at Gulf Coast before promotion to Class A Butte on July 16...Personal/Amateur: Graduated from Duncanville (TX) HS in 1989...Played one season each at Dallas Baptist University and Binn JC in Brenham, TX.

CURTIS, Gregory Shaun (Shaun) [RHP]

HT: 6-2; WT: 190; B: R; T: R; Signed by: Marc Zeigler; Born: May 26, 1978, Lexington, KY; Resides: Lexington, KY; Acquired: Orioles 41st round selection in 1997 Amateur Draft.

Year	Club	CL	W	L	ERA	G	GS	CG	SHO	SV	IP	H	R	ER	HR	BB	SO
1997	Gulf Coast	R	1	2	4.57	15	4	0	0	1	41.1	54	29	21	1	23	28
Minor Lg. Totals			1	2	4.57	15	4	0	0	1	41.1	54	29	21	1	23	28

1997: Was 4th on staff with 41.1 innings pitched...Did not allow an earned run over a 9-inning stretch in relief July 8-14...Personal/Amateur: Graduated from Fayette County (KY) HS...Was his 3rd school in three years of high school...Played baseball at Lafayette HS (two years) and Fayette Co. (one)...Played American Leagion baseball in Lexington...Works in construction in the off-season.

DAEDELLOW, Craig Steven [SS]

HT: 5-11; WT: 165; B: R; T: R; Signed by: Rick Arnold; Born: Apr. 3, 1976, Lakewood, CA; Resides: Huntington Beach, CA (LA area); Acquired: Orioles 29th round selection in 1994 Amateur Draft.

Year	Club	CL	AVG	G	AB	R	H	2B	3B	HR	RBI	BB	SO	SB	CS
1994	Gulf Coast	R	.224	46	116	19	26	2	0	0	8	19	20	6	1
1995	Bluefield	R	.000	5	13	1	0	0	0	0	1	4	3	0	1
	Gulf Coast	R	.259	49	170	35	44	9	0	1	11	24	19	7	2
1996	Bakersfield	A	.235	86	298	37	70	17	1	1	28	31	60	10	4
	Frederick	A	.208	26	72	13	15	4	0	0	8	6	9	2	0
1997	Delmarva	A	.267	101	277	37	74	17	1	1	35	24	46	11	5
	Bowie	AA	.000	1	1	0	0	0	0	0	0	0	1	0	0
Minor Lg. Totals			.242	314	947	142	229	49	2	3	91	108	158	36	13

1997: Primarily a shortstop but played every position but catcher for Delmarva...Batted .316 as a pinch-hitter...Hit .359 (28-78) in 36 games in May and June...Was called up to Bowie June 16 for three days then returned to

Delmarva...1996: Split season between Bakersfield (co-op) of California League and Frederick of Carolina League, both Class A...Was batting season-high .302 through 37 games at Bakersfield thru May 18...After May 18, batted only .187 (32-172) until being assigned to Frederick in mid-July...Combined batted .230 (85-370) with 21 doubles, a triple, a HR and 36 RBI...Pitched 1 inning for Bakersfield in a blow-out loss to High Desert on April 18, allowing 3 hits and 1 earned run...1995: Began season with an 8-game hitting streak...Batted .341 (15-44) in June...Blasted a grand slam for his 1st pro homer on July 29 vs. GCL Red Sox with his parents in the stands...1994: Played 45 games at short (.925, TC-159, E-12) and 2 at 2B...Hit .286 (10-35) in 1st 10 pro games, then hit only .198 (16-81) in his last 36 games...Personal/Amateur: As a shortstop from Huntington Beach HS he played in the Orange County All-Star Game in '94, and the prestigious California Area Code tournament, played at Anaheim Stadium...Was named 1st team All-Sunset League as junior and senior...Batted .373 in 3 years as a starter, including .392 as a senior...Enjoys surfing and golfing...Single...Fellow Orioles farmhand 2B Howie Clark and former Orioles RHP Jim Dedrick also graduated from Huntington Beach HS...Delivered Christmas trees in the off-season.

DAVIS, Thomas (Tommy) James Jr. [3B]

HT: 6-1; WT: 195; B: R; T: R; Signed by: Mike Tullier; Born: May 21, 1973, Mobile, AL; Resides: Semmes, AL (Mobile area); Acquired: Orioles 2nd round selection (1st pick) in 1994 Amateur Draft.

Year	Club	CL	AVG	G	AB	R	H	2B	3B	HR	RBI	BB	SO	SB	CS
1994	Albany	A	.273	61	216	35	59	10	1	5	35	18	52	2	4
1995	Frederick	A	.268	130	496	62	133	26	3	15	57	41	105	7	1
	Bowie	AA	.313	9	32	5	10	3	0	3	10	1	9	0	0
1996	Bowie	AA	.261	137	524	75	137	32	2	14	54	41	113	5	8
1997	Rochester	AAA	.304	119	438	74	133	22	2	15	62	43	90	6	1
Minor Lg. Totals			.277	456	1706	251	472	93	8	52	218	144	369	20	14

NOTE: If he gets to the big leagues, he'll be the 7th straight Orioles' 1st round selection starting in 1988 to get there...Gregg Olson-'88, Ben McDonald-'89, Mike Mussina-'90, Mark Smith-'91 and Jeffrey Hammonds-'92 made it with the O's, and '93 1st-rounder Jay Powell made it in '95 with the Florida Marlins. 1997: Established career highs in batting average (.304) and walks (43)...Was 10th in the International League in batting and 8th among Orioles farmhands...Was 2nd on Red Wings in runs scored (74), homers (15), RBI (62) and slugging pct. (.466) and 3rd in average...Led International League 1st basemen with a .994 fielding pct. (E-6, TC-953)...Batted .323 (74-229) on the road...Got off to slow start, batting .173 (9-52) in April...Was on disabled list April 22-May 8 with sprained left shoulder...Hit .333 (92-277) from May through July, with 10 homers and 39 RBI...Homered in 3 straight games, May 30-June 2...Had 36 multi-hit games...Twice beat Ottawa with 9th inning hits, a 2-run homer on June 1 for a 3-2 win and a 2-run double on August 4 to win 8-7...1996: Led Bowie in at bats, runs, hits and doubles...Tied for 3rd in Eastern League with 32 doubles...Was 4th in league in games (137) and 2nd in at bats (524)...Led EL 1Bs with a .995 fielding pct. (1,259 TC, 6 E), total chances and putouts (1,158)...Set club record with a 17-game hitting streak, June 1-17...Batted .391 (27-69) to raise average from .235 to .277...Batted only .214 (27-126) in last 30 games and hit only .096 (5-52) with runners in scoring position after All-Star break, with 10 RBI in 52 games...Batted .280 (37-132) with 9 doubles and 25 RBI in 35 games for Phoenix in Arizona Fall League following season...1995: Was 2nd in Carolina League in at bats (496) and tied for 3rd in hits (133)...Ranked 4th in the Orioles organization in home runs with 18...Had a pair of 10-game hitting streaks and an 8-game streak...Batted .358 (34-95) in April...Was leading the Carolina League in batting (.349) thru May 17 but went 22-112 over the next 5 weeks...Promoted to AA Bowie on Aug. 27 and had pinch-hit single in his 1st Eastern League at bat...Led Carolina League 3Bs in games (120), total chances (360), putouts (83) and errors (37)...1994: Batted .167 (10-60) in his 1st 19 pro games, then hit .314 (49-156) over his last 42 games...Personal/Amateur: Was 54th player picked in '94 June draft...O's didn't have a 1st round pick because of compensation given to the Mets for signing Type-A free agent Sid Fernandez...As a junior in '94, he hit .409 (103-252) at the University of Southern Mississippi...Was named 1st team All-America by both Baseball America and Mizuno (Sporting Goods)...Set single-season Golden Eagle records in average, runs (81) and total bases (189), and also had a .750 slugging percentage, 2nd best in school history...Moved from 3B to 1B his final year...In 3 years at USM, he batted .364 (269-740) in 179 games with 58 doubles, 10 triples, 43 homers and 204 RBI...Also stole 35

bases in 42 attempts (83 pct.)...His father played football and baseball at USM...Played for Wareham in the 1993 Cape Cod League and was 2nd in the league in batting (.343) and hits and 4th in slugging (.500)...Graduate of Mary G. Montgomery HS.

DAVISON, Ashanti K. [OF]

HT: 5-10; **WT:** 170; **B:** R; **T:** R; **Signed by:** Ed Sprague; **Born:** Oct. 31, 1978, Stockton, CA; **Resides:** Stockton, CA; **Acquired:** Orioles 20th round selection in 1996 Amateur Draft.

Year	Club	CL	AVG	G	AB	R	H	2B	3B	HR	RBI	BB	SO	SB	CS
1996	Gulf Coast	R	.263	31	76	13	20	2	0	0	4	11	14	9	2
1997	Bluefield	R	.247	49	162	31	40	10	4	2	25	17	29	8	2
Minor Lg. Totals			.252	80	238	44	60	12	4	2	29	28	43	17	4

1997: Tied for Bluefield lead and for 5th in Appalachian League with 4 triples...Had 12 multi-hit games...Batted .500 (11-22) with 3 doubles, 3 triples and 8 RBI over 6-game span, Aug. 14-19...1996: Had a 9-game hitting streak July 31-Aug. 12, batting .333 (11-33)...Batted .263 in 13 games in August...**Personal/Amateur:** Graduated from St. Mary's HS in Stockton, where he played football and baseball...Plays the trumpet in his spare time...Member of the U.S. Junior Olympic team that won a gold medal in Iowa...Also played in China during the Goodwill Games...Ran fastest 40-yard dash time in California, 4.3 seconds...Single.

DE LA ROSA, Cristian Alberto [RHP]

HT: 6-1; **WT:** 150; **B:** R; **T:** R; **Signed by:** Carlos Bernhardt; **Born:** Feb. 5, 1979, San Pedro de Macoris, DR; **Resides:** San Pedro de Macoris, DR; **Acquired:** Signed as a non-drafted free agent Mar. 20, 1996.

Year	Club	CL	W	L	ERA	G	GS	CG	SHO	SV	IP	H	R	ER	HR	BB	SO
1996		Dominican Summer League															
1997		Dominican Summer League															

1997: Was 0-0 with a 8.92 ERA in 16 relief appearances for San Pedro Orioles in Dominican Summer League...1996: Was 3-0 with 1 save and a 5.55 ERA in 14 games for San Pedro Orioles...Made 6 starts...Threw 47.0 innings, allowing 56 hits and 29 walks with 30 strikeouts.

DECINCES, Timothy (Tim) Douglas [CA-3B]

HT: 6-2; **WT:** 195; **B:** L; **T:** R; **Signed by:** Gil Kubski; **Born:** Apr. 26, 1974, Rochester, NY; **Resides:** Newport Beach, CA; **Acquired:** Orioles 17th round pick in 1996 Amateur Draft.

Year	Club	CL	AVG	G	AB	R	H	2B	3B	HR	RBI	BB	SO	SB	CS
1996	Bluefield	R	.297	39	128	24	38	8	0	7	32	24	28	3	1
1997	Delmarva	A	.257	127	416	65	107	20	0	13	70	97	117	3	4
Minor Lg. Totals			.267	166	544	89	145	28	0	20	102	121	145	6	5

1997: Finished 3rd on Delmarva in RBI (70), runs (65), home runs (13) and games (127)...Led the South Atlantic League and was 7th in the minors with 97 walks...Caught and DH'd for Delmarva...Had highest fielding avg. (.990) among Sally League catchers with 50 or more games...Batted .300 (30-100) in May with 6 doubles, 6 homers and 22 RBI...Was batting .278 (70-252) through June...1996: Joined Bluefield 3 weeks into season but led club in sac flies (5) and was 3rd in homers (7)...Hit in 9 straight games, July 29-Aug. 8, batting .419 (13-31) with 4 HR, 9 runs scored and 5 RBI...On July 19 vs. Princeton, went 4-5 with 3 doubles, a HR and 5 RBI...Averaged a homer every 18.3 AB...Caught 17 games (3rd on club) and played 10 games at 3B and 1 at 1B...**Personal/Amateur:** Son of former Orioles third baseman Doug DeCinces, who played 19 years in the majors including his first 9 with the O's ('73-'81)...Doug was signed by Orioles scout Al Kubski, whose son, Gil, signed Tim...Tim was born in Rochester, NY, while his dad was there playing for the O's AAA farm club, the Red Wings...Was a 2-time All-Pac 10 player at UCLA, where he set the Bruins career doubles records (54)...Was Pac-10 HR leader in '96 and was named to NCAA All-Regional team...His 10th-inning grand slam in '96 NCAA Regional beat SW Missouri State...Had 2 homers to lead team to Cape Cod League title in '95...Graduated from Corona del Mar HS in '92...Played football and baseball...Hobbies are golf, hunting, basketball and weightlifting...Single...Finished up studies in history at UCLA during the off-season...Married the former Melissa Goetsch (10-4-97).

DEL ORBE, Omar [2B]

HT: 5-10; **WT:** 155; **B:** S; **T:** R; **Signed by:** Patrick Guerrero; **Born:** July 2, 1979, Santo Domingo, DR; **Resides:** Santo Domingo, DR; **Acquired:** Signed as a non-drafted free agent Feb. 2, 1997.

Year	Club	CL	AVG	G	AB	R	H	2B	3B	HR	RBI	BB	SO	SB	CS
1997		Dominican Summer League													

1997: Batted .277 (46-166) in 56 games for San Pedro Orioles in Dominican Summer League...Had 12 doubles and led team with 4 triples and 3 homers...Drove in 20 RBI with 28 runs scored.

DEL ROSARIO, Emmanuel [SS]

HT: 5-11; **WT:** 145; **B:** S; **T:** R; **Signed by:** Carlos Bernhardt; **Born:** July 8, 1981, Hato Mayor del Rey, DR; **Resides:** Hato Mayor del Rey, DR; **Acquired:** Signed as a non-drafted free agent November 7, 1997.

Year	Club	CL	AVG	G	AB	R	H	2B	3B	HR	RBI	BB	SO	SB	CS
1998		Will be first professional season													

DENT, Darrell Cedric [OF]

HT: 6-2; **WT:** 172; **B:** L; **T:** L; **Signed by:** Paul Fryer; **Born:** May 26, 1977, Inglewood, CA; **Resides:** Panorama City, CA; **Acquired:** Orioles 3rd round selection in 1995 Amateur Draft.

Year	Club	CL	AVG	G	AB	R	H	2B	3B	HR	RBI	BB	SO	SB	CS
1995	Gulf Coast	R	.280	36	125	24	35	7	3	0	6	21	22	6	2
1996	Bluefield	R	.223	59	193	40	43	6	2	0	14	28	49	30	9
1997	Delmarva	A	.234	128	441	69	103	17	4	1	37	63	110	60	15
Minor Lg. Totals			.238	223	759	133	181	30	9	1	57	112	181	96	26

1997: Led Orioles farmhands and was 8th among all full-season minor leaguers with 60 stolen bases...Finished 4th in South Atlantic League in steals...Stole bases in 9 of 10 games, August 7-16...Batted .209 (39-187) through May, then hit .286 (22-77) in June to raise average to .234...1996: His 30 steals were tied for 3rd in the Appalachian League, 2nd (by 1) to teammate Curtis Charles among all Orioles farmhands and tied for 12th among all short-season players...Was 5th in Appy League in SB pct. (.769)...Hit in 7 of last 8 games, going 10-for-26 (.385) with 6 runs scored...Played primarily CF...1995: Went 5-for-6 with 2 doubles vs. GCL Twins on Aug. 15...**Personal/Amateur:** A 1995 graduate of Montclair Prep in Sepulveda, CA...Was voted Athlete of the Year at Montclair...Won a Gold Medal as part of Team USA Junior...Nickname is "Double Dee"...Is a cousin of former Chicago Bears defensive lineman Richard Dent and professional golfer Jim Dent.

DIAZ, Maikell P. [SS]

HT: 5-10; **WT:** 158; **B:** R; **T:** R; **Signed by:** Arturo Sanchez; **Born:** Sept. 29, 1978, Estado Miranda, Venezuela; **Resides:** Estado Miranda, Venezuela; **Acquired:** Signed as a non-drafted free agent Sept. 29, 1995.

Year	Club	CL	AVG	G	AB	R	H	2B	3B	HR	RBI	BB	SO	SB	CS
1996		Dominican Summer League													
1997	Frederick	A	.000	7	15	2	0	0	0	0	0	3	3	0	1
	Gulf Coast	R	.255	46	137	19	35	5	2	1	15	20	30	18	2
Minor Lg. Totals			.230	53	152	21	35	5	2	1	15	23	33	18	3

1997: Led club and was tied for 5th in Gulf Coast League with 18 stolen bases...Was 2nd on GCL Orioles in runs (22)...Hit .289 (22-76) on the road but only .213 (13-61) at home...Batted .318 (14-44) in August...1996: Played for San Pedro Orioles of Dominican Summer League...Batted .244 (44-180) in 56 games with 7 doubles, a triple, 2 HR and 18 RBI...**Personal/Amateur:** Signed a contract on his 17th birthday... Graduated from Yare Miranda HS in Venezuela...Single.

DOUGLAS, Sean R. [RHP]

HT: 6-6; **WT:** 200; **B:** R; **T:** R; **Signed by:** Gil Kubski; **Born:** April 28, 1979, Lancaster, CA; **Resides:** Lancaster, CA; **Acquired:** Orioles 2nd round selection in 1997 Amateur Draft.

Year	Club	CL	W	L	ERA	G	GS	CG	SHO	SV	IP	H	R	ER	HR	BB	SO
1997	Gulf Coast	R	1	3	6.11	9	1	0	0	0	17.2	20	14	12	2	9	10
Minor Lg. Totals			1	3	6.11	9	1	0	0	0	17.2	20	14	12	2	9	10

1997: Did not allow a run in his 1st 2 pro outings covering 5.0 innings...**Personal/**

Amateur: Is a 1997 graduate of Antelope Valley HS in Lancaster, CA...Enjoys fishing and camping.

DYESS, David Todd (Todd) [RHP]

HT: 6-3; **WT:** 195; **B:** R; **T:** R; **Signed by:** Mike Tullier; **Born:** Mar. 20, 1973, Jackson, MS; **Resides:** Florence, MS; **Acquired:** Orioles 12th round selection in 1994 Amateur Draft.

Year	Club	CL	W	L	ERA	G	GS	CG	SHO	SV	IP	H	R	ER	HR	BB	SO
1994	Gulf Coast	R	1	0	0.90	10	0	0	0	2	20.0	14	3	2	0	4	25
1995	Frederick	A	0	2	6.59	3	3	0	0	0	13.2	17	10	10	1	5	8
	High Desert	A	6	9	5.10	23	22	0	0	0	125.1	145	94	71	9	58	118
1996	Frederick	A	4	7	5.25	20	17	0	0	0	96.0	99	63	56	7	39	90
1997	Frederick	A	4	2	3.28	10	10	0	0	0	46.2	32	19	17	3	23	50
Minor Lg. Totals			15	20	4.65	66	52	0	0	2	301.2	307	189	156	20	129	291

1997: Went 3-0 with a 2.73 ERA in 7 road starts...Struck out 12 vs. Salem on May 28...Opponents batted .195 (32-164) off him...Went on disabled list in April with a sprained right elbow, then went back on June 24 with a sore right shoulder and missed the remainder of the season...1996: Pitched into 7th inning 7 times in 17 starts...Struck out 10 batters and allowed 3 hits in 7 scoreless innings in July 11 win vs. Wilmington...Was 0-5 with a 6.70 ERA (41.2 IP, 31 ER) at Frederick's Grove Stadium...Led Carolina League pitchers in wild pitches (15) and tied for lead in errors (5)...Dislocated his shoulder in late July and didn't pitch after July 28...1995: Finished 5th among California League starting pitchers with 8.41 strikeouts per 9 innings pitched...Won 5 of his 1st 7 decisions, then went 1-7...1994: Averaged fewer than 2 walks and more than 11 strikeouts per 9 innings...Earned his 1st pro win in 2nd appearance, July 13 vs. GCL Rangers...**Personal/Amateur:** 1991 graduate of McLaurin HS, where he played baseball, football and golf...Led McLaurin to state championship in baseball his senior year, earning All-State honors...Graduated from Tulane University in New Orleans with a degree in accounting...Played baseball 3 years for the Green Wave, who advanced to the NCAA Regionals in '92 and '94...Played with LA Dodgers prospect Darren Driefort in the Alaska Central Baseball League...He and his wife, Kimm, were married 2/4/95.

DYKHOFF, Radhames Alviro [LHP]

HT: 6-0; **WT:** 160; **B:** L; **T:** L; **Signed by:** Jesus Halabi; **Born:** Sept. 27, 1974, Paradera, Aruba; **Resides:** Oranjestad, Aruba; **Acquired:** Signed as a non-drafted free agent, Jan. 6, 1993.

Year	Club	CL	W	L	ERA	G	GS	CG	SHO	SV	IP	H	R	ER	HR	BB	SO
1993	Gulf Coast	R	1	2	3.40	14	3	0	0	1	45.0	37	22	17	2	11	29
1994	Gulf Coast	R	3	6	3.33	12	12	1	0	0	73.0	69	34	27	2	17	67
1995	High Desert	A	1	5	5.02	34	2	0	0	3	80.2	95	68	45	8	44	88
1996	Frederick	A	2	6	5.66	33	0	0	0	3	62.0	77	45	39	7	22	75
1997	Frederick	A	3	3	2.42	31	0	0	0	5	67.0	48	19	18	4	38	98
	Bowie	AA	0	0	8.31	7	0	0	0	0	8.2	10	9	8	2	7	7
	Delmarva	A	0	0	0.00	1	0	0	0	1	3.0	3	0	0	0	0	3
Minor Lg. Totals			10	22	4.08	132	17	1	0	13	339.1	339	197	154	25	139	367

NOTE: One of 4 Arubans signed by Halabi for Orioles...Others are OF Eugene Kingsale, the first Aruban to play in the majors, who made his major league debut in Sept. '96 with O's; RHP Calvin Maduro, who made his debut later in Sept. '96 with the Phillies; and RHP Sidney Ponson, currently on the Orioles 40-man roster.

1997: Combined to pitched 78.2 innings in 39 games with a 2.97 ERA and 108 strikeouts for 3 teams...Led Carolina League relievers with 13.16 K/9IP...Was promoted from Frederick to Bowie on April 25 and made 3 appearances before being sidelined May 1 with a strained elbow...Did not pitch again until June 1...Was sent back to Frederick on June 9...Struck out 9 in 3.1 innings on Opening Day, April 4 at Wilmington...Finished season with 8 scoreless innings over his last 5 appearances...1996: Was 5th among Carolina League relievers with 10.89 K/9 IP...Opposing batters hit .297 against him, however...Pitched season-high 4 innings 4 times...Spent 10 days on DL, July 13-23, with tendinitis...1995: Struck out 9 and allowed only 1 hit over 4.2 innings of relief at Modesto on July 15...1994: Averaged only 2 walks per 9 innings while striking out almost 1 per inning...In a 35-inning stretch over 5 starts from July 19-Aug. 12, he gave up only 24 hits, 2 ER (0.51 ERA) and 5 BB and struck out 33...Fanned career-high 11 in 7 innings vs. GCL White Sox on Aug. 7...1993: Began the season playing for the San Pedro de Macoris Orioles (Dominican Summer League)...Transferred to Gulf Coast O's June 25...Allowed 15 earned runs in his 1st 17 innings thru July 20...Earned his 1st win, in relief, July 26 vs.

GCL Red Sox...From that point, allowed only 2 earned runs over final 28 innings (0.62 ERA in 8 games), lowering his ERA from season-high 7.94 to season-ending 3.40...**Personal/Amateur:** Played Little League and Babe Ruth League as youth in Aruba...Was a member of the Aruban National team for both programs and was twice honored as team MVP...Enjoys cycling...Name is pronounced "Rad-ham-es Dike-off"...Worked as a delivery truck driver in the off-season.

EIBEY, Scott Lee [LHP]

HT: 6-4; **WT:** 210; **B:** L; **T:** L; **Signed by:** Fred Peterson; **Born:** Jan. 19, 1974, Waterloo, IA; **Resides:** Waterloo, IA; **Acquired:** Orioles 8th round pick in 1995 Amateur Draft.

Year	Club	CL	W	L	ERA	G	GS	CG	SHO	SV	IP	H	R	ER	HR	BB	SO
1995	Bluefield	R	3	1	5.56	14	6	0	0	2	43.2	51	32	27	4	24	26
1996	High Desert	R	1	0	8.49	11	0	0	0	0	11.2	17	16	11	0	10	7
	Bluefield	R	5	1	2.80	24	0	0	0	2	45.0	30	19	14	3	17	59
1997	Delmarva	A	10	4	1.83	47	0	0	0	7	93.1	65	25	19	3	33	82
Minor Lg. Totals			19	6	3.30	96	6	0	0	11	193.2	163	92	71	10	84	174

1997: Led Orioles organization with 1.83 ERA...Tied for 2nd on Delmarva staff with 10 wins...Also was tied for 5th among Orioles farmhands...Did not allow an earned run in 10 outings in May (21.0 innings)...Was Shorebirds pitcher of the month for May and August...Held opponents to a .198 (65-329) batting average...1996: Remained in extended spring training until May 7, then went to High Desert for 3 weeks...California League batters hit .321 against him in 11 games...Moved to Bluefield at start of June and Appalachian League batters hit only .183 (30-164) against him, 3rd in league...Averaged nearly 12 K/9 IP at Bluefield and allowed only 47 baserunners in 45 IP...In August, compiled a 0.53 ERA in 10 appearances, with 26 strikeouts in 17 IP...Did not allow an earned run in 15 IP over his last 9 games...Combined with Amerigo Peguero and Gabe Molina to no-hit Elizabethton, 3-0, on July 17, pitching 1.2 innings...Was voted Bluefield's most valuable pitcher...Combined to go 6-1 with 11 saves and a 3.97 ERA...1995: Picked up 1st pro victory on July 3, beating Huntington (co-op) 11-3...Won his next start, July 7, beating Danville (Atl) 13-4...**Personal/Amateur:** Graduated from West Waterloo (IA) West HS, where he played baseball, basketball, football and ran track...Pitched in the state championship game...Attended the University of Northern Iowa and played baseball there...Majored in elementary education...Hobbies are golf, basketball and fishing...Attended UNI and worked at Sears store in off-season.

ESCALANTE, Jaime Alejandro (Jimmy) [CA]

HT: 6-2; **WT:** 210; **B:** S; **T:** R; **Signed by:** Jim Gilbert; **Born:** April 5, 1977, Los Angeles, CA; **Resides:** Federalsburg, MD; **Acquired:** Orioles 36th round selection in 1996 Amateur Draft; signed May 21, 1997.

Year	Club	CL	AVG	G	AB	R	H	2B	3B	HR	RBI	BB	SO	SB	CS
1997	Gulf Coast	R	.273	50	143	12	39	9	1	0	17	18	34	0	1
Minor Lg. Totals			.273	50	143	12	39	9	1	0	17	18	34	0	1

1997: Tied for 2nd on Orioles in games played (50) and was 3rd in RBI (17) and 4th in batting average (.273)...Played 27 games at 1B and 15 as catcher...Threw out 13 of 23 base stealers (43.5%), best in Gulf Coast League...**Personal/Amateur:** Was drafted in '96 after first season at Hagerstown (MD) JC but did not sign until completing his second season there, shortly before '97 draft...Batted .336 and .393 in his two years at Hagerstown...Did not start switch-hitting until his second year at Hagerstown and hit 5 HR as lefty and 2 right-handed...Was named MVP and all-JuCo...Earned A.A. degree in elementary education...Graduated in '95 from Colonel Richardson HS in Carolina Co., on Maryland's Eastern Shore...Grew up in East Los Angeles until his father was transferred to Federalsburg...Played for Oriolelanders amateur team in summer of '96 under part-time O's scout Jim Gilbert...Did not play baseball in summer '96, instead working out on his own and with Delmarva Shorebirds while serving as volunteer interpreter for Shorebirds' Latin players and local media...Enjoys golf, fishing and hunting.

ESCALONA, Jesus A. [RHP]

HT: 5-11; **WT:** 165; **B:** R; **T:** R; **Signed by:** Arturo Sanchez; **Born:** Dec. 2, 1980, Barquisimeto, Venezuela; **Resides:** Barquisimeto, Venezuela; **Acquired:** Signed as a non-drafted free agent Nov. 21, 1997.

Year	Club	CL	W	L	ERA	G	GS	CG	SHO	SV	IP	H	R	ER	HR	BB	SO
1998																	

Will be his first professional season

ESTES, Eric Meredith [RHP]

HT: 6-4; WT: 185; B: R; T: R; Signed by: Syd Thrift; Born: September 4, 1972, Vancouver, WA; Resides: Vancouver, WA; Acquired: Signed as a non-drafted free agent March 5, 1997.

Year	Club	CL	W	L	ERA	G	GS	CG	SHO	SV	IP	H	R	ER	HR	BB	SO
1995	Tri City	IND	0	0	2.70	3	0	0	0	0	3.1	3	2	1	0	2	1
1996	Grays Harbor	IND	6	7	3.06	43	0	0	0	10	64.2	49	23	22	3	25	87
1997	Frederick	A	9	8	3.47	26	25	1	0	0	148.0	142	70	57	8	30	124
Minor Lg. Totals			15	15	3.33	72	25	1	0	10	216.0	194	95	80	11	57	212

1997: Finished 7th in Class A Carolina League and among Orioles minor leaguers with a 3.47 ERA...Was 3rd among league starting pitchers with 1.85 BB/9IP and 4th allowing 10.66 runners/9IP...Was 4th among Orioles farmhands with 148.0 IP and 7th with 124 strikeouts...Was 2nd on Frederick staff with 9 wins...Won 5 straight starts, May 29-June 16, including complete-game 1-hitter on June 4 at Salem...Had a 1.99 ERA in August, going 1-1 in 5 games...1996: Spent 2nd season in Western League, with Grays Harbor Gulls...1995: Began pro career with Tri-City Posse of newly formed independent Western League, where he played for current Orioles coordinator of minor league instruction Tom Trebelhorn...Personal/Amateur: Is a 1991 graduate of Hudson's Bay HS in Vancouver, WA...Graduated from Washington State University with a degree in kinesiology...Enjoys playing golf.

EUSEBIO, Jose [RHP]

HT: 6-0; WT: 165; B: R; T: R; Signed by: Carlos Bernhardt; Born: Nov. 19, 1979, San Pedro de Macoris, DR; Resides: San Pedro de Macoris, DR; Acquired: Signed as a non-drafted free agent Sep. 11, 1996.

Year	Club	CL	W	L	ERA	G	GS	CG	SHO	SV	IP	H	R	ER	HR	BB	SO
1997																	

Dominican Summer League

1997: Went 2-3 with a 6.16 ERA in 16 relief appearances for San Pedro Orioles in the Dominican Summer League...Allowed 26 ER in 38.0 innings.

FALKENBORG, Brian Thomas [RHP]

HT: 6-6; WT: 187; B: R; T: R; Signed by: Jerry Zimmerman; Born: Jan. 18, 1978, Newport Beach, CA; Resides: Redmond, WA; Acquired: Orioles 2nd round selection (1st pick) in 1996 Amateur Draft.

Year	Club	CL	W	L	ERA	G	GS	CG	SHO	SV	IP	H	R	ER	HR	BB	SO
1996	Gulf Coast	R	0	3	2.57	8	6	0	0	0	28.0	21	13	8	1	8	36
	High Desert	A	0	0	0.00	1	0	0	0	0	1.0	1	0	0	0	0	1
1997	Delmarva	A	7	9	4.46	25	25	0	0	0	127.0	122	73	63	6	46	107
	Bowie	AA	0	1	16.20	1	1	0	0	0	1.2	3	3	3	0	3	0
Minor Lg. Totals			7	13	4.22	35	32	0	0	0	157.2	147	89	74	7	57	144

1997: Tied for 4th in organization with 26 starts...Walked only 49 batters in 128.2 innings...Had a 2.3/1 strikeout/walk ratio at Delmarva...Posted 2.25 ERA in 5 starts in April...1996: Pitched to a 2.80 ERA in his 6 Gulf Coast starts (25 IP, 5 ER)...Allowed only 30 baserunners in 29 innings...Between Gulf Coast and High Desert, made 3 relief appearances and did not allow a run in 4 innings while striking out 7...Pitched 4.2 innings of 1-hit shutout ball with 9 strikeouts on July 31 vs. GCL Rangers...Pitched in only 1 regular season game at High Desert but relieved in 2 playoff games (1.2 IP, 3 H, 2 ER)...Personal/Amateur: Graduate of Redmond (WA) HS, same school that produced former Oriole reliever Tom Niedenfuer...Played baseball and basketball there...Younger brother Wes was his catcher...As a senior, went 6-2 with a 0.75 ERA and 75 K in 56 IP...Hobbies are golf and basketball.

FIGUERA, Alejandro [RHP]

HT: 6-3; WT: 175; B: R; T: R; Signed by: Ubaldo Heredia; Born: March 25, 1981, Aragua, Venezuela; Resides: Aragua, Venezuela; Acquired: Signed as a non-drafted free agent July 3, 1997, to a 1998 contract.

Year	Club	CL	W	L	ERA	G	GS	CG	SHO	SV	IP	H	R	ER	HR	BB	SO
1998																	

Will be first professional season

NOTE: Went 1-0 with a 7.36 ERA in 4 relief appearances for Zulia in Venezuelan Winter League.

FIGUEROA, Francisco (Franky) [1B]

HT: 6-6; WT: 225; B: R; T: R; Signed by: Dean Decillis; Born: Feb. 9, 1977, Orlando, FL; Resides: Hialeah, FL; Acquired: Orioles 5th round selection in 1996 Amateur Draft.

Year	Club	CL	AVG	G	AB	R	H	2B	3B	HR	RBI	BB	SO	SB	CS
1996	Gulf Coast	R	.340	43	150	22	51	8	1	0	23	8	25	3	0
1997	Delmarva	A	.179	7	28	2	5	1	0	0	3	0	8	0	0
	Bluefield	R	.267	63	243	32	65	14	1	8	41	14	70	4	2
Minor Lg. Totals			.287	113	421	56	121	23	2	8	67	22	103	7	2

1997: Sent to Bluefield after 7 games at Delmarva...Had .432 slugging pct. for Appalachian League champs...Hit .455 (20-44) during 10-game hitting streak, August 12-21...Had 5-hit game July 13 vs. Danville...1996: Was 3rd in Gulf Coast League with a .340 batting average...Was named to GCL post-season All-Star team...Had 15 multi-hit games...Hit .419 (18-43) over 10 games, Aug. 15-25, with 8 runs and 9 RBI...Played briefly for Ponce in the Puerto Rican Winter League following the season...Personal/Amateur: Attended Florida Bible HS.

FONTAINE, Tom [RHP]

HT: 5-11; WT: 175; B: R; T: R; Signed by: Syd Thrift; Born: March 17, 1975, Greenville, PA; Resides: Greenville, PA; Acquired: Signed as a non-drafted free agent, June 17, 1997.

Year	Club	CL	W	L	ERA	G	GS	CG	SHO	SV	IP	H	R	ER	HR	BB	SO
1997	Bluefield	R	5	1	6.02	21	2	0	0	0	40.1	44	31	27	3	28	50
Minor Lg. Totals			5	1	6.02	21	2	0	0	0	40.1	44	31	27	3	28	50

1997: Was 3rd on Bluefield staff with 5 wins...Allowed 5 ER in 8.1 IP over his 1st 5 appearances, then pitched to a 4.50 ERA the rest of the year...Personal/Amateur: Graduated from Greenville (PA) HS and Kent (OH) State University.

FORBES, Cameron [RHP]

HT: 6-1; WT: 170; B: R; T: R; Signed by: Brett Ward; Born: Feb. 28, 1977, Geelong, Australia; Resides: Lara, Victoria, Australia; Acquired: Signed as a non-drafted free agent, Jan. 24, 1996.

Year	Club	CL	W	L	ERA	G	GS	CG	SHO	SV	IP	H	R	ER	HR	BB	SO
1996	Gulf Coast	R	4	5	4.34	13	13	0	0	0	76.2	73	48	37	5	22	71
1997	Delmarva	A	6	7	3.74	34	17	1	0	1	130.0	108	68	54	6	64	111
Minor Lg. Totals			10	12	3.96	47	30	1	0	1	206.2	181	116	91	11	86	182

1997: Began season as starter and moved to bullpen in late June...Made only 2 starts in 17 appearances in July-August...Had a 3.76 ERA as a starter and 3.70 in relief...Was 10th in Orioles organization with 3.74 ERA...Held opponents to a .225 (108-479) batting average...Pitched for Melbourne Monarchs in Australian Baseball League following season, going 0-0 with 7.83 ERA in 13 relief outings...1996: Tied for 1st in Gulf Coast League with 13 starts...Was tied for 4th in IP (76.2) and strikeouts (71)...Tied for 2nd with 5 HR allowed...Won his 1st 2 pro starts, going 12 innings and striking out 14 batters while allowing 3 earned runs...1995: Pitched for the Melbourne Monarchs in the Australian Winter League...Personal/Amateur: Played amateur baseball with fellow Oriole farmhand Andrew Utting...Is 1 of 3 Australians in the Orioles farm system, joining Utting and John Stephens...Attended Corio CC in Australia...Enjoys comics, computer games and movies.

FOWLER, Maleke [OF]

HT: 5-11; WT: 180; B: R; T: R; Signed by: Mike Tullier; Born: Dec. 2, 1978, Baton Rouge, LA; Resides: Baton Rouge, LA; Acquired: Orioles 26th round selection in 1996 Amateur Draft.

Year	Club	CL	AVG	G	AB	R	H	2B	3B	HR	RBI	BB	SO	SB	CS
1996	Bluefield	R	.372	26	86	23	32	5	0	0	8	14	16	17	3
	Frederick	A	.182	5	11	3	2	0	0	0	1	3	2	1	1
1997	Delmarva	A	.230	105	339	49	78	9	2	0	18	20	69	36	16
Minor Lg. Totals			.257	136	436	75	112	14	2	0	27	37	87	54	20

1997: His 36 steals were 3rd in Orioles organization...Was top-fielding OF in South Atlantic League with a .994 fielding pct...Batted .344 (22-64) in August...1996: Hit safely in his 1st 11 pro games, June 19-July 3, going 18-37 (.486)...Had back-to-back 4-hit games July 17 & 19 and was batting .410 before going 0-for-8 his last 2 games at Bluefield...Promoted to Frederick in August but appeared in only 5 games before going on disabled list with a

Minor League

broken left hand...**Personal/Amateur:** Attended Nicholls (LA) State University...Single.

FRANCISCO, Ruben D. [OF]

HT: 6-0; **WT:** 160; **B:** L; **T:** L; **Signed by:** Carlos Bernhardt; **Born:** May 13, 1981, San Pedro de Macoris, DR; **Resides:** San Pedro de Macoris, DR; **Acquired:** Signed as a non-drafted free agent November 7, 1997.

Year	Club	CL	W	L	ERA	G	GS	CG	SHO	SV	IP	H	R	ER	HR	BB	SO
1998																	

Will be first professional season

FREEDBERG, Todd Phillip [RHP]

HT: 5-9; **WT:** 172; **B:** S; **T:** R; **Signed by:** Syd Thrift; **Born:** January 8, 1975, Chicago, IL; **Resides:** North Miami Beach, FL; **Acquired:** Signed as a non-drafted free agent June 20, 1997.

Year	Club	CL	W	L	ERA	G	GS	CG	SHO	SV	IP	H	R	ER	HR	BB	SO
1996	LaFayette	IND	7	4	4.73	14	11	3	1	1	83.2	84	53	44	6	41	52
1997	Delmarva	A	0	1	3.26	9	0	0	0	0	19.1	19	9	7	1	15	22
	Frederick	A	0	0	3.00	1	0	0	0	0	3.0	1	1	1	1	1	3
	Bluefield	R	2	1	1.98	11	1	0	0	0	27.1	29	14	6	0	12	29
Minor Lg. Totals			9	6	3.92	35	12	3	1	1	133.1	133	77	58	8	69	106

1997: Combined to go 2-2 with a 2.54 ERA in 21 games...Pitched 49.2 innings and allowed 49 hits...Struck out 54 and walked 28...Did not allow more than 1 run in any game at Bluefield...1996: Began pro career for LaFayette Leopards, champions of independent Heartland League...**Personal/Amateur:** Graduated from Miami Beach HS in 1993...Attended Broward (FL) CC.

GARAVITO, Eddy Jorge [2B]

HT: 5-8; **WT:** 170; **B:** S; **T:** R; **Signed by:** Orlando Alvarez; **Born:** Dec. 2, 1978, Manreza, DR; **Resides:** Manreza, DR; **Acquired:** Signed as a non-drafted free agent March 30, 1996.

Year	Club	CL	AVG	G	AB	R	H	2B	3B	HR	RBI	BB	SO	SB	CS
1996															
1997	Delmarva	A	.000	2	4	0	0	0	0	0	0	0	0	0	0
	Bluefield	R	.303	61	231	47	70	12	3	5	44	21	30	26	9
Minor Lg. Totals			.303	61	231	47	70	12	3	5	44	21	30	26	9

1997: Was 2nd on Bluefield in batting (.303)...Led team and was tied for 2nd in Appalachian League with 26 steals, including 3 in one game June 21 at Burlington...Went 4-for-6 with 5 RBI on July 8 at Kingsport...Was Appy League's top defensive 2B...Played for San Pedro Orioles in Dominican Winter League and batted .263 (17-60)...1996: Batted .275 (69-251) for San Pedro Orioles in Dominican Summer League...Was tied for 4th in league in triples (6)...Also had 9 doubles and 1 HR...Led club in hits and RBI (28)...Also had 25 SB in 35 attempts...**Personal/Amateur:** Graduated from high school in June '95...Played for Carlinia Indios amateur team in Manreza.

GARCIA, Jesus Jesse (Jesse) Jr. [INF]

HT: 5-10; **WT:** 155; **B:** R; **T:** R; **Signed by:** Ray Crone; **Born:** Sept. 24, 1973, Corpus Christi, TX; **Resides:** Robstown, TX; **Acquired:** Orioles 26th round selection in 1993 Amateur Draft.

Year	Club	CL	AVG	G	AB	R	H	2B	3B	HR	RBI	BB	SO	SB	CS
1993	Gulf Coast	R	.237	48	156	20	37	4	0	0	16	21	32	14	6
1994	Bluefield	R													
1995	Frederick	A	.225	124	365	52	82	11	3	3	27	49	75	5	10
1996	High Desert	R	.266	137	459	94	122	21	5	10	66	57	81	25	7
1997	Bowie	AA	.236	141	437	52	103	18	1	5	42	38	71	7	7
Minor Lg. Totals			.243	450	1417	218	344	54	9	18	151	165	259	51	30

1997: Led Eastern League 2Bs in fielding pct. (.985) and was named league's best defensive 2B in *Baseball America's* mid-season survey of EL managers...Led EL in games played, missing only 1 game...Led all minor leaguers and set Bowie franchise record with 24 sacrifices...Hit safely in 8 of first 9 games...Average peaked at .248 on August 8...With Perth in Australian Baseball League this winter, batted .271 (32-118) in 40 games...1996: Named in *Baseball America's* "Tools of the Trade" as best defensive 2B in the California League...Led league 2Bs in fielding (.968), total chances (694), putouts (263), assists (409), double plays (81) and errors (22, tied)...Tied for league lead with 137 games played...His 20 sacrifice bunts led all Class A players and was 2nd among all minor leaguers...Led High Desert with 25 steals...Batted .327 (35-107) in July with 4 HR and 20 RBI in 29 games...Had a 14-game hitting streak, July 23 to Aug. 7, batting .393 (22-56)...Hit league's

1st grand slam of season April 4 vs. Lake Elsinore...1995: Had a 9-game hitting streak (.429, 12-28) from Aug. 11-17...Led Carolina League second basemen with 28 errors...1994: Was placed on the minor league disabled list June 19 and missed the season with pneumonia...1993: Made 23 starts at 2B, 17 at SS and one at 3B for Gulf Coast...Finished 2nd on the club with 16 RBI...**Personal/Amateur:** Played Little League and American Legion baseball...'92 graduate of Robstown (TX) HS, where he played 4 years of baseball, basketball and football and ran track for 3 years...Was selected to All-State team in baseball and was named MVP for South Texas...Also boxed competitively for 10 years...Won several Golden Gloves titles, posting a 53-2 record in the ring...Attended Lee (TX) JC for one year and was named All-Conference and All-Region...Led national juco players with 42 steals (in 43 tries) in 1993.

GARCIA, Jose M. [3B]

HT: 6-3; **WT:** 180; **B:** R; **T:** R; **Signed by:** Carlos Bernhardt; **Born:** April 10, 1980, Ramon Santana, DR; **Resides:** San Pedro de Macoris, DR; **Acquired:** Signed as a non-drafted free agent July 1, 1997.

Year	Club	CL	AVG	G	AB	R	H	2B	3B	HR	RBI	BB	SO	SB	CS
1997															

Dominican Summer League

1997: Batted .252 (38-151) in 41 games for San Pedro Orioles in Dominican Summer League...Had 6 doubles and 2 triples with 12 RBI and 15 runs scored.

GUTIERREZ, Fernando J. [CA]

HT: 6-2; **WT:** 175; **B:** R; **T:** R; **Signed by:** Arturo Sanchez; **Born:** September 25, 1980, Arcaigua, Venezuela; **Resides:** Araure, Venezuela; **Acquired:** Signed as a non-drafted free agent July 2, 1997, to a 1998 contract.

Year	Club	CL	AVG	G	AB	R	H	2B	3B	HR	RBI	BB	SO	SB	CS
1998															

Will be first professional season

GUZMAN, Juan Ramon [CA]

HT: 6-2; **WT:** 160; **B:** R; **T:** R; **Signed by:** Carlos Bernhardt; **Born:** March 4, 1978; San Pedro de Macoris, DR; **Resides:** San Pedro de Macoris, DR; **Acquired:** Signed as a non-drafted free agent Dec. 16, 1994.

Year	Club	CL	AVG	G	AB	R	H	2B	3B	HR	RBI	BB	SO	SB	CS
1995															
1996															
1997	Gulf Coast	R	.149	15	47	1	7	1	0	0	4	1	18	0	0
Minor Lg. Totals			.149	15	47	1	7	1	0	0	4	1	18	0	0

1997: Committed 1 error in 15 games behind the plate...Hit .210 for San Pedro Orioles in Dominican Winter League...1995-96: Named all-star catcher in 2nd Dominican Summer League season in '96...Batted .225 (45-200) with 8 doubles, 3 triples, 2 HR and 19 RBI for San Pedro Orioles...**Personal/Amateur:** Lists fishing as a hobby.

GUZMAN, Sandy [2B]

HT: 6-0; **WT:** 160; **B:** R; **T:** R; **Signed by:** Carlos Bernhardt; **Born:** March 31, 1980, Ramon Santana, DR; **Resides:** San Pedro de Macoris, DR; **Acquired:** Signed as a non-drafted free agent May 31, 1997.

Year	Club	CL	AVG	G	AB	R	H	2B	3B	HR	RBI	BB	SO	SB	CS
1997															

Dominican Summer League

1997: Batted .262 (48-183) in 57 games for San Pedro Orioles in Dominican Summer League...Had 3 doubles, 2 triples and 2 homers...Drove in 24 RBI and scored 34 runs, 2nd on team...In Dominican Winter League, batted .220 (11-50) in 18 games.

HACEN, Abraham Andres [RHP]

HT: 6-2; **WT:** 175; **B:** R; **T:** R; **Signed by:** Carlos Bernhardt; **Born:** June 22, 1971, La Romana, DR; **Resides:** La Romana, DR; **Acquired:** Signed as a free agent on Jan. 15, 1993.

Year	Club	CL	W	L	ERA	G	GS	CG	SHO	SV	IP	H	R	ER	HR	BB	SO
1993																	
1994																	
	Gulf Coast	R	0	1	6.32	7	0	0	0	0	16.0	21	13	11	0	8	13
1995	Gulf Coast	R	2	3	2.54	13	8	0	0	0	46.0	34	21	13	2	32	37
1996	High Desert	R	0	0	32.40	3	0	0	0	0	3.1	12	13	12	4	7	2
	Bluefield	R	8	3	3.41	15	12	2	0	0	63.1	54	29	24	4	36	69
1997	Delmarva	A	7	5	4.25	23	23	0	0	0	112.1	95	59	53	9	58	103
Minor Lg. Totals			17	12	4.22	61	43	2	0	2	241.0	216	135	113	19	141	224

1997: Held opponents to .229 (95-414) batting average...Struck out season-high 8 batters in 4 innings in season opener, April 3 at Columbus...Was 2-3 with a 3.19 ERA in 12 starts at home (62.0 IP, 22 ER) and 5-2 with a 5.54 ERA in 11 road starts (50.1 IP, 31 ER)...Went 3-0 with a 3.48 ERA in 5 starts in June...Went 2-0 with 3.33 ERA in 7 games for San Pedro Orioles in Dominican Winter League following season...**1996:** Pitched in 3 games at High Desert before being reassigned to extended spring training until Bluefield's season opener...Tied for 2nd in Appalachian League in wins (8) and complete games (2)...Was Appy Pitcher of the Week, June 17-23...Had a pair of wins (1 as starter, 1 in relief) while allowing 0 runs and 3 hits over 8 innings...Was Bluefield's Pitcher of the Month in August, going 3-0 in 5 games, including 4 starts, with a 1.75 ERA (25.2 IP, 5 ER) and 23 strikeouts...Held opponents to a .229 batting average (54-236)...Following season pitched in 9 games for Estrellas in Dominican Winter League, going 0-2 with a 4.00 ERA...Pitched **1995:** Went 1-1 with a 1.71 ERA in July (21.0 IP, 17 H, 14 K)...Opposing batters hit just .211 (34-161) off him...**1994:** Started in Dominican Summer League and made his stateside pro debut with the GCL Orioles Aug. 5...**1993:** Played with the San Pedro de Macoris Orioles (Dominican Summer League)...**Personal/Amateur:** Enjoys playing dominos.

HAIRSTON, Jerry W. Jr. [SS]

HT: 5-10; **WT:** 172; **B:** R; **T:** R; **Signed by:** Fred Petersen; **Born:** May 29, 1976 Naperville, IL; **Resides:** Naperville, IL; **Acquired:** Orioles 11th round selection in 1997 Amateur Draft.

Year	Club	CL	AVG	G	AB	R	H	2B	3B	HR	RBI	BB	SO	SB	CS
1997	Bluefield	R	.330	59	221	44	73	13	4	2	36	21	29	13	9
Minor Lg. Totals			.330	59	221	44	73	13	4	2	36	21	29	13	9

1997: Was 10th in Appy League with .330 average and tied for 5th with 4 triples...Led league shortstops with .949 fielding pct...Had 12-game hitting streak, July 3-13, and hit .438 (21-48) during streak, raising his average from .222 to .404 at the time...Drove in a run in 6 straight games, Aug. 18-23, going 11-for-24...**Personal/Amateur:** Father, grandfather and an uncle all played in majors...Father Jerry played 13 of 14 big league seasons with the White Sox...Grandfather Sam Hairston, who died in Oct. 31, 1996, was first African-American to play for ChiSox in July, 1951 (Cuban-born Minnie Minoso broke the Sox color-barrier two months earlier)...Uncle John played for Cubs and another uncle, Sam Jr., played in minors...Graduated from Naperville North HS in 1995...Was all-Chicago area in basketball and a two-time all-state pick in baseball...Attended Southern Illinois University and was Missouri Valley Conference freshman of the year and earned all-conference honors...Naperville is hometown of O's Scouting Director Gary Nickels...Enjoys basketball, movies and music in his spare time.

HALPIN, Jeremy D. [RHP]

HT: 6-3; **WT:** 190; **B:** R; **T:** R; **Signed by:** Syd Thrift; **Born:** Nov. 20, 1974, Rome, NY; **Resides:** Rome, NY; **Acquired:** Signed as a non-drafted free agent July 12, 1997.

Year	Club	CL	W	L	ERA	G	GS	CG	SHO	SV	IP	H	R	ER	HR	BB	SO
1997	Bluefield	R	1	0	3.24	15	0	0	0	0	25.0	30	14	9	0	4	22
Minor Lg. Totals			1	0	3.24	15	0	0	0	0	25.0	30	14	9	0	4	22

1997: Was 5th among Appalachian League relievers, allowing only 1.44 walks/9IP...Allowed only 3 earned runs in his last 11 outings, spanning 17.1 IP...**Personal/Amateur:** Graduate of Rome Catholic HS...Attended Francis Marion College (SC).

HAMAN, Antwain T. (Mack) [OF]

HT: 6-4; **WT:** 205; **B:** R; **T:** R; **Signed by:** Lamar North; **Born:** December 11, 1975, Wilmington, DE; **Resides:** Newark, DE; **Acquired:** Orioles 13th round selection in 1997 Amateur Draft.

Year	Club	CL	AVG	G	AB	R	H	2B	3B	HR	RBI	BB	SO	SB	CS
1997	Bluefield	R	.226	47	133	28	30	6	0	5	17	24	51	6	5
Minor Lg. Totals			.226	47	133	28	30	6	0	5	17	24	51	6	5

1997: Batted .304 (7-23) with 9 walks in his 1st 9 games through June...Had three 3-hit games...Hit only .100 (3-30) in 14 games in August...**Personal/Amateur:** Batted .315 as junior at Coastal Carolina University (Myrtle Beach, SC)...Hit .344 over two seasons at Hagerstown (MD) JC...Graduate of Glasgow (DE) HS...Was all-state wide receiver and scored 1,011 points in basketball,

making state's all-star team.

HENDRICKS, Ryan Anthony [1B]

HT: 6-3; **WT:** 210; **B:** L; **T:** R; **Signed by:** Jim Gilbert; **Born:** Aug. 3, 1972, Baltimore, MD; **Resides:** Randallstown, MD (near Baltimore); **Acquired:** Orioles 38th round selection in 1994 Amateur Draft.

Year	Club	CL	AVG	G	AB	R	H	2B	3B	HR	RBI	BB	SO	SB	CS
1994	Bluefield	R	.225	59	187	24	42	6	1	4	26	37	65	3	2
1995	Frederick	A	.133	5	15	1	2	1	0	1	3	2	6	0	0
	Huntington	R	.258	58	178	38	46	12	0	11	36	46	50	8	1
1996	Bakersfield	A	.160	30	94	13	15	1	0	3	8	12	31	1	0
	High Desert	R	.241	14	29	3	7	2	0	0	4	5	11	1	0
1997	Frederick	A	.194	77	222	21	43	9	0	6	25	30	71	1	4
Minor Lg. Totals			.213	243	725	100	155	31	1	25	102	132	234	14	7

1997: Played 1B and DH at Frederick...Homered in back-to-back games April 25-26, including pinch-hit grand slam vs. Wilmington on April 25...Hit .238 (10-42) through April...Batted .310 in 13 games against Lynchburg...**1996:** Split season between High Desert and Bakersfield (co-op) in California League...Went to Bakersfield in late May but did not play after July 14 because of herniated disc in his back...Had fusion surgery to repair disc in August...Hit his only 3 home runs within a 10-game period for Bakersfield, May 27 thru June 7...**1995:** Played for co-op Huntington club...Tied for 4th in league with 11 homers and his HR/AB ratio of one homer every 16.48 AB led the league...Was 2nd in league in walks (46) and 5th in slugging percentage (.511)...**1994:** Batted .378 (17-45) during a 14-game stretch in early season (June 23-July 9)...Tied for the club lead in games (59), and led in walks (37)...**Personal/Amateur:** Older son of longtime Orioles catcher and bullpen coach Elrod Hendricks, he virtually grew up at Memorial Stadium and Camden Yards...Was in the outfield shagging flies at Oriole Park during pregame workouts on draft day in '94 June when he learned from Scouting Director Gary Nickels that the Orioles had selected him...Hit 13 home runs and drove in 69 runs in 267 at bats during his 2 years at St. Andrews College (NC)...Stole 13 bases in '94 for St. Andrews which went 43-7, won the Carolina Conference and which ranked as high as 4th nationally among NAIA schools...Graduated with a degree in accounting...Played his first 2 collegiate seasons at George Washington University (D.C.)...Played in the NCAA-sanctioned Great Lakes League in the summer of '92...Starred in baseball at McDonogh School in Baltimore...Enjoys fishing and computers...Works as an accounting clerk in the off-season.

HEREDIA, Mario N. [LHP]

HT: 6-3; **WT:** 180; **B:** L; **T:** L; **Signed by:** Patrick Guerrero; **Born:** Dec. 4, 1980, Duverge, DR; **Resides:** Duverge, DR; **Acquired:** Signed as non-drafted free agent Nov. 28, 1997.

Year	Club	CL	W	L	ERA	G	GS	CG	SHO	SV	IP	H	R	ER	HR	BB	SO
1998																	

HEREDIA, Maximo Santos [RHP]

HT: 6-0; **WT:** 163; **B:** R; **T:** R; **Signed by:** Carlos Bernhardt; **Born:** Sept. 27, 1976, San Pedro de Macoris, DR; **Resides:** San Pedro de Macoris, DR; **Acquired:** Signed as non-drafted free agent Jan. 5, 1994.

Year	Club	CL	W	L	ERA	G	GS	CG	SHO	SV	IP	H	R	ER	HR	BB	SO
1994																	
1995																	
1996	Gulf Coast	R	3	1	2.88	17	0	0	0	4	34.1	22	15	11	1	12	25
1997	Delmarva	A	10	5	2.13	37	6	0	0	1	114.0	97	29	27	4	20	73
Minor Lg. Totals			13	6	2.31	54	6	0	0	5	148.1	119	44	38	5	32	98

1997: Led South Atlantic League and was 2nd in Orioles organization with a 2.13 ERA...Tied for 5th among O's farmhands with 10 wins...Walked fewer than 1.6 batters per 9 innings...In July went 4-2 with a 1.32 ERA (34.0 IP, 5 ER) in 9 games...Pitched in 4 games for San Pedro Orioles in Dominican Winter League following season, going 1-0 with a 0.90 ERA...**1996:** Did not allow an earned run in his final 9 appearances, from July 18 to season's end...In August posted a 2-0 record with 2 saves and a 0.00 ERA in 5 games, 13 IP...**1994-95:** Pitched for San Pedro de Macoris in Dominican Summer League...**Personal/Amateur:** Enjoys playing dominos.

HERNANDEZ, Argenis [1B]

HT: 6-2; **WT:** 180; **B:** L; **T:** L; **Signed by:** Ubaldo Heredia; **Born:** August 4, 1980, Caracas, Venezuela; **Resides:** Caracas, Venezuela; **Acquired:** Signed as a non-drafted free agent November 23, 1997.

Year	Club	CL	AVG	G	AB	R	H	2B	3B	HR	RBI	BB	SO	SB	CS
1998															

Will be first professional season

HERNANDEZ, Francisco (Francis) [RHP]

HT: 6-0; **WT:** 160; **B:** R; **T:** R; **Signed by:** Carlos Bernhardt; **Born:** Dec. 17, 1976, San Pedro de Macoris, DR; **Resides:** San Pedro de Macoris, DR; **Acquired:** Signed as non-drafted free agent Jan. 5, 1994.

Year	Club	CL	W	L	ERA	G	GS	CG	SHO	SV	IP	H	R	ER	HR	BB	SO
1994																	
1995	Frederick	A	0	1	6.00	3	0	0	0	1	3.0	3	2	2	1	3	3
	Gulf Coast	R	2	2	1.32	24	0	0	0	11	27.1	18	4	4	1	6	23
1996	Frederick	A	4	3	4.57	37	0	0	0	12	45.1	44	26	23	6	21	39
1997	Frederick	A	4	4	2.31	49	0	0	0	24	58.1	51	23	15	8	21	51
	Bowie	AA	0	0	1.59	6	0	0	0	0	5.2	7	1	1	0	4	2
Minor Lg. Totals			10	10	2.90	119	0	0	0	48	139.2	123	56	45	16	55	118

1997: Combined for a 2.25 ERA in 55 games (64 IP, 16 ER)...Was 3rd in organization in relief appearances...Set Class A Frederick franchise record with 24 saves, 3rd in Carolina League and 2nd among Orioles farmhands (1 behind Ryan Kohlmeier at Delmarva)...Had 72 relief points, also 3rd in league...Had 1.59 ERA (28.1 IP, 5 ER) on the road...Had a 1.04 ERA in August before promotion to AA Bowie on August 19...Appeared in 6 of Baysox' last 13 games...Allowed 11 of 26 batters to reach base but only 1 run...Pitched briefly for San Pedro Orioles in Dominican Winter League, going 1-0 with a 2.25 ERA in 4 games...1996: Was 4th in the Carolina League in relief points (38)...Tied for 4th in the league in saves (12) and games finished (30)...His 12 saves tied for 2nd among Orioles farmhands...Did not allow an earned run in 9 consecutive appearances, June 23-July 23...Was 2-0 with a 2.49 ERA in 12 games for Estrellas in Dominican Winter League following season...1995: Tied for Gulf Coast League lead in appearances with 24...Was 2nd in league with 11 saves and 33 relief points...Finished 20 games, tied for 2nd in GCL...Did not allow a run over 11 consecutive games, July 22-Aug. 18 (12.0 IP), earning 1 win and 7 saves...1994: Pitched for San Pedro de Macoris Orioles (Dominican Summer League)...**Personal/Amateur:** Single...No relation to fellow farmhand Francisco M. Hernandez, who also is from San Pedro de Macoris.

HERNANDEZ, Francisco M.[OF]

HT: 6-3; **WT:** 160; **B:** R; **T:** R; **Signed by:** Carlos Bernhardt; **Born:** Oct. 10, 1979, San Pedro de Macoris, DR; **Resides:** San Pedro de Macoris, DR; **Acquired:** Signed as undrafted free agent Sep. 11, 1996, to a 1997 contract.

Year	Club	CL	AVG	G	AB	R	H	2B	3B	HR	RBI	BB	SO	SB	CS
1997															

Dominican Summer League

NOTE: No relation to Francis Hernandez, pitcher in the Orioles organization, who also hails from San Pedro de Macoris.

1997: Batted .230 (20-87) in 29 games for San Pedro Orioles in Dominican Summer League...Led team with only 10 strikeouts in 88 plate appearances.

HOOPER, Daren [OF]

HT: 6-1; **WT:** 230; **B:** R; **T:** R; **Signed by:** John Green & Ed Sprague; **Born:** May 15, 1977, Sacramento, CA; **Resides:** Woodside, CA; **Acquired:** Orioles 3rd round selection in 1996 Amateur Draft.

Year	Club	CL	AVG	G	AB	R	H	2B	3B	HR	RBI	BB	SO	SB	CS
1996	Gulf Coast	R	.250	33	104	22	26	4	0	3	12	16	30	1	0
1997	Gulf Coast	R	.323	19	62	7	20	5	1	1	5	9	20	1	1
	Bluefield	R	.125	10	32	4	4	1	0	1	4	6	11	0	1
	Delmarva	A	.000	7	15	1	0	0	0	0	0	1	7	1	0
Minor Lg. Totals			.235	69	213	34	50	10	1	5	21	32	68	3	2

1997: Hit safely in 14 of 19 games at Gulf Coast...Combined to bat .220 (24-109) for three teams...1996: Used mostly as a DH...Joined Gulf Coast Orioles on July 1...Batted .208 (11-53) in July, then hit .294 (15-51) in August...Hit all 3 HR in his last 5 games...**Personal/Amateur:** Graduated from Aragon HS in San Mateo, CA...Was all-state in both football and baseball and was named San Mateo County Athlete of the Year...Was a running back at University of Arizona...Enjoys snowboarding and dancing...Was a member of the AAU Junior Olympic team that won a bronze medal in 1994.

HORSMAN, Vincent (Vince) Stanley Joseph [LHP]

HT: 6-2; **WT:** 180; **B:** T; **T:** L; **Signed by:** Bob Prentice (Blue Jays)...Signed by Toronto as a free agent Sept. 26, 1984; **Born:** March 9, 1967, Halifax, Nova Scotia; **Resides:** Palm Harbor, FL; **Acquired:** Signed as a minor league free agent February 12, 1998.

Year	Club	CL	W	L	ERA	G	GS	CG	SHO	SV	IP	H	R	ER	HR	BB	SO
1985	Medicine Hat	R	0	3	6.25	18	1	0	0	1	40.1	56	31	28	1	23	30
1986	Florence	A	4	3	4.07	29	9	1	1	1	90.2	93	56	41	8	49	64
1987	Myrtle Beach	A	7	7	3.32	30	28	0	0	0	149.0	144	74	55	20	37	109
1988	Knoxville	AA	3	2	4.63	20	6	1	0	0	58.1	57	34	30	5	28	40
	Dunedin	A	3	1	1.36	14	2	0	0	1	39.2	28	7	6	1	13	34
1989	Dunedin	A	5	6	2.51	35	1	0	0	8	79.0	72	24	22	3	27	60
	Knoxville	AA	0	0	1.80	4	0	0	0	1	5.0	3	1	1	0	2	3
1990	Dunedin	A	4	7	3.24	28	0	0	0	1	50.0	53	21	18	0	15	41
	Knoxville	AA	2	1	4.63	8	0	0	0	0	11.2	11	7	6	1	5	10
1991	Knoxville	AA	4	1	2.34	42	2	0	0	3	80.2	80	23	21	2	19	80
	TORONTO	AL	0	0	0.00	4	0	0	0	0	4.0	2	0	0	0	3	2
1992	OAKLAND	AL	2	1	2.49	58	0	0	0	1	43.1	39	13	12	3	21	18
1993	Tacoma	AAA	1	2	4.28	26	0	0	0	3	33.2	37	25	16	11	9	23
	OAKLAND	AL	2	0	5.40	40	0	0	0	0	25.0	25	15	15	2	15	17
1994	Tacoma	AAA	1	0	2.57	7	0	0	0	0	7.0	5	2	2	1	1	6
	OAKLAND	AL	0	1	4.91	33	0	0	0	0	29.1	29	17	16	2	11	20
1995	Salt Lake	AAA	1	0	10.38	16	0	0	0	0	13.0	23	15	15	3	4	10
	MINNESOTA	AL	0	0	7.0	6	0	0	0	0	9.0	12	8	7	2	4	4
1996	Syracuse	AAA	0	3	5.40	29	0	0	0	0	35.0	37	22	21	7	11	21
1997	Taichung Agan TWN		0	4	4.21	19	-	-	-	0	37.0	52	-	-	-	14	17
Minor Lg. Totals			35	40	3.48	325	49*	2*	1*	19	730.0	751	342*	282*	63*	257	548
BALTIMORE Totals			-	-	-	-	-	-	-	-	-	-	-	-	-	-	-
American League			4	2	4.07	141	0	0	0	1	110.2	107	53	50	9	54	61
National League			-	-	-	-	-	-	-	-	-	-	-	-	-	-	-
ML Totals			4	2	4.07	141	0	0	0	1	110.2	107	53	50	9	54	61

*Minor Lg. Total statistics do not reflect 1997 statistics with Taichung Agan of the Taiwan League

1997: Played for Taipei Gida and Chia-nan Luka in Taiwan Major League...Combined for a 0-4 record and 5.21 ERA in 19 games...1996: Signed minor league contract with Toronto and pitched at AAA Syracuse...1995: Signed minor league contract with Minnesota on April 6 and began season at AAA Salt Lake...Purchased by Twins on April 25 and spent 3 weeks with major league club before being optioned back to Salt Lake on May 15...1994: Began season at AAA Tacoma...Recalled by A's on April 27 to replace Dave Righetti...Stayed with A's remainder of season until release on Dec. 5...1993: Began season at AAA Tacoma...Recalled by A's on June 17 and spent the remainder of season in short, left-handed relief role...Lefties batted .298 (14-47) while righties batted only .216 (11-51)...In 18-game stretch July 26-Sept. 16, allowed only 3 ER in 13.2 IP, lowering his ERA from 7.56 to 4.09 during that stretch...1992: Claimed on waivers by Oakland during spring training and filled short-inning left-handed relief role for A's...Picked up 1st major league save April 15 at KC, pitching final 2.1 innings in his 4th game of season...Earned 1st M.L. win at Detroit on April 30...Did not allow a run in his 1st 16 appearances (14.2 IP) until Albert Belle 3-run HR on May 25...Lefties batted .205 (15-73) off him...1991: Spent season at AA Knoxville...Called up to Toronto on Sept. 1 and made his major league debut on Sept. 5 with 1.1 innings in relief vs. Cleveland, striking out 2...1990: Pitched exclusively out of bullpen for 1st time...Pitched 61.2 innings, fewest since his 1st pro season...Combined for a 3.45 ERA in 36 games for Dunedin and Knoxville...Was promoted to Knoxville on Aug. 3...1989: Spent most of the season at Dunedin...Led staff in appearances (35), games finished (23) and saves (8)...Allowed only 3 HR in 84.0 IP...1988: Began season with Class A Dunedin...Combined with Bob Watts to no-hit Miami on May 1, earning win after pitching 1st 5 innings...Moved to AA Knoxville in mid-season...Combined to go 6-3 with a 3.31 ERA...1987: Was 3rd among South Atlantic League starting pitchers with only 2.16 walks/9 IP...1986: Lowered his ERA by more than 3 runs per game from previous season...1985: Made pro debut with Medicine Hat of Pioneer League...**Personal/Amateur:** Attended Prince Andrew HS in Nova Scotia, where he played basketball and softball...Struck out 17 batters while throwing a no-hitter in amateur ball...Vince and his wife, Tiffany, have two children.

HUNTSMAN, Brandon L. [RHP]

HT: 6-4; **WT:** 195; **B:** R; **T:** R; **Signed by:** John Green; **Born:** Nov. 19, 1975, Provo, UT; **Resides:** Pleasant Grove, UT; **Acquired:** Orioles 6th round selection in 1994 Amateur Draft.

Minor

Year	Club	CL	W	L	ERA	G	GS	CG	SHO	SV	IP	H	R	ER	HR	BB	SO
1994	Gulf Coast	R	2	4	4.50	12	10	0	0	0	40.0	29	21	20	2	36	36
1995	Gulf Coast	R	6	3	3.86	13	12	1	0	0	65.1	53	38	28	4	33	64
1996	High Desert	R	1	3	9.55	13	2	0	0	0	27.1	36	29	29	6	27	25
	Bluefield	R	5	4	4.08	14	13	0	0	0	68.1	54	37	31	4	36	79
1997	Gulf Coast	R	0	0	0.00	2	0	0	0	0	4.2	3	0	0	0	1	6
Minor Lg. Totals			14	14	4.73	54	37	1	0	0	205.2	175	125	108	16	135	210

1997: Was diagnosed with testicular cancer in early April and missed the remainder of the season while undergoing chemotherapy treatment...Is now in remission...**1996:** Began season at High Desert before moving to extended spring training in late May...Went to Bluefield on June 18...Tied for 2nd in Appalachian League with 13 starts and was 4th in strikeouts with 79 and 3rd in strikeout ratio among starters with 10.49 K/9 IP...Held Appy League hitters to .215 average (51-254)...Combined to strikeout 104 in 95.2 innings between High Desert and Bluefield...In August at Bluefield, went 4-1 with a 2.89 ERA in 6 games, with 37 strikeouts in 28 IP...**1995:** Tied for 3rd in GCL with 6 wins...Tied for 2nd with 12 starts and was 4th in strikeouts (64), 5th in walks (33) and tied for 5th in innings pitched (65.1)...Opponents batted only .215 off him, which was 5th among GCL starting pitchers...**1994:** Pitched sparingly during his 10 weeks with the GCL O's...Struck out 9 in each of back-to-back starts Aug. 1 & 7...**Personal/Amateur:** Was MVP in Utah's 4-A High School division (second tier of schools by size) while going 10-0 with a 1.52 ERA at Pleasant Grove HS (between Salt Lake City on the north and Orem and Provo to the south)...Struck out 115 in 58 innings while allowing only 34 hits...Was named co-MVP in state tournament after throwing a no-hitter in the semifinals...Earlier in the season he fanned 19 batters in a 7-inning game...Single...Enjoys camping, hiking and biking in the off-season.

IDE, Antoine [OF]

HT: 6-0; **WT:** 170; **B:** R; **T:** R; **Signed by:** Jerry Zimmerman; **Born:** March 2, 1979, Portland, OR; **Resides:** Portland, OR; **Acquired:** Orioles 21st round selection in 1997 Amateur Draft.

Year	Club	CL	AVG	G	AB	R	H	2B	3B	HR	RBI	BB	SO	SB	CS
1997	Gulf Coast	R	.207	33	92	13	19	0	0	0	6	8	21	12	4
Minor Lg. Totals			.207	33	92	13	19	0	0	0	6	8	21	12	4

1997: Went 5-for-11 (.455) in 1st 4 pro games in June...Batted only .173 (14-81) after that...Did not commit an error in 30 games in the outfield...**Personal/Amateur:** Graduated from Madison HS in '97...His team won the Oregon state championship his senior year...Nickname is "Twon".

ISOM, Johnny Cornell [OF]

HT: 5-11; **WT:** 210; **B:** R; **T:** R; **Signed by:** Ray Crone; **Born:** Aug. 9, 1973, Urbana, IL; **Resides:** Fort Worth, TX; **Acquired:** Orioles 28th round selection in 1995 Amateur Draft.

Year	Club	CL	AVG	G	AB	R	H	2B	3B	HR	RBI	BB	SO	SB	CS
1995	Bluefield	R	.344	59	212	47	73	14	4	6	56	25	27	9	2
1996	Frederick	A	.290	124	486	69	141	27	3	18	104	40	87	8	6
1997	Bowie	AA	.274	135	518	70	142	28	4	20	91	44	121	1	5
Minor Lg. Totals			.293	318	1216	186	356	69	11	44	251	109	235	18	13

1997: "Ice" tied Bowie franchise record with 91 RBI, 4th in Eastern League, and set club record with 238 total bases, breaking Willis Otanez' '96 mark by 1...Led Baysox with 142 hits, 9th in EL, and tied David Dellucci for team lead in doubles (29) and homers (20)...Was 3rd in organization in RBI, 4th in HR and 5th in hits...Batted .330 (29-88) with 4 homers and 22 RBI in April...Hit .331 (39-118) in June...Had a 10-game hitting streak (17-40, .425) May 31-June 10...Hit game-winning HR in bottom of 11th vs. Harrisburg on August 3...Played for Perth in Australian Baseball League after season and batted .260 (39-150) with 8 HR in 45 games...**1996:** Led Carolina League with 104 RBI, a Keys record and 7th most among Class A players...Named to post-season Carolina League All-Star team and also played in California-Carolina League All-Star Game at mid-season...Was 5th in league in total bases (228), and tied for 4th in extra base hits (48)...Batted .364 (52-143) with runners in scoring position...Was Carolina Player of the Week, Aug. 15-21, batting .400 (12-30) with 3 HR and 11 RBI...In August, hit .361 (.44-122) 8 doubles, 2 triples, 6 HR and 37 RBI...37 RBI was 2nd among all minor leaguers in August...Had a 17-game hitting streak, Aug. 15-31, batting .429 (29-68) with 4 HR and 21 RBI...Also had 11-game hitting streak, May 2-12 (.372, 16-43)...Committed only 1 error in 120 chances in outfield...Missed 1st 2 weeks of season while

recuperating from off-season shoulder problems...**1995:** Named to post-season Appalachian League All-Star team...Was 2nd in league with 56 RBI...Finished 3rd in league in batting (.344) and slugging (.533)...Also finished 4th in hits (73) and runs (47) and 5th in total bases (113)...Hit .378 (14-37) in his 1st 12 games in pro ball, June 20-July 4, including 2 doubles, 2 triples, 7 RBI and 2 steals...Named Appalachian League Player of the Week from Aug. 21-27 after hitting .455 (10-22) with 2 doubles, 2 homers, 9 runs scored and 10 RBI...Batted .361 (35-97) in August...Hit .380 (41-108) at home and .308 (32-104) on the road...Batted .385 (5-13) with 2 home runs and 4 RBI in 3 playoff games...**Personal/Amateur:** Graduated from Crowley HS in Fort Worth, TX...Was All-State and Heart of Texas Conference MVP as a senior...Played football in high school and was All-Tarrant County punter...Enjoys working on computers and collecting baseball cards...Spent the '95 off-season as an intern in the Texas Rangers marketing department...Played baseball 3 years at Texas Wesleyan University and finished his degree in 1996 in sports management...Single.

JOHNS, Keith Robert Jr. [SS]

HT: 6-1; **WT:** 175; **B:** R; **T:** R; **Signed by:** Roger Smith (Cardinals)...Was St. Louis' 6th round pick in 1992 Amateur Draft; **Born:** July 19, 1971, Callahan, FL; **Resides:** St. Louis, MO; **Acquired:** Outright from Tucson on Aug. 31, 1997 for a player to be named later.

Year	Club	CL	AVG	G	AB	R	H	2B	3B	HR	RBI	BB	SO	SB	CS
1992	Hamilton	A	.284	70	275	36	78	11	1	2	28	27	42	15	10
1993	Springfield	A	.259	132	467	74	121	24	1	2	40	70	68	4	9
1994	St. Petersburg	A	.228	122	464	52	106	20	0	3	47	37	49	18	9
1995	Arkansas	AA	.280	111	396	69	111	13	2	2	28	55	53	14	7
	Louisville	AAA	.000	5	10	0	0	0	0	0	0	0	2	0	0
1996	Arkansas	AA	.246	127	447	52	110	17	1	1	40	47	61	8	9
1997	Tucson	AAA	.264	112	333	45	88	21	3	5	36	43	61	4	2
	Rochester	AAA	.000	1	1	0	0	0	0	0	0	0	0	0	0
Minor Lg. Totals			.257	680	2393	328	614	106	8	14	219	279	336	99	57

1997: Was acquired prior to Rochester's final regular season game from Tucson, Milwaukee's AAA affiliate...Started at SS in 7 games of Rochester's post-season march to International League championship, batting .227 with a HR and 3 RBI...Was acquired by Brewers on March 27 from St. Louis organization for player to be named...**1996:** Was Arkansas' starting shortstop for second straight season...**1995:** Was 2nd among St. Louis minor leaguers in runs scored, was 6th in walks and 10th in hits...Batted .319 over final two months with Arkansas before promotion to AAA Louisville...**1994:** Led Florida State League shortstops with 588 total chances and 186 putouts...Struck out only once every 10.6 at bats, 3rd best in league...**1993:** Led Midwest League shortstops with 415 assists...Led Springfield with 121 hits and 40 SB...**1992:** Hit .315 during winter instructional league...**Personal/Amateur:** Played at University of Mississippi...Graduated in '89 from Sandalwood HS in Jacksonville, FL, earning All-City, All-Metro and 2nd team All-State honors in baseball...Enjoys fishing and golf.

JONES, Sean E. [RHP]

HT: 6-7; **WT:** 180; **B:** R; **T:** R; **Signed by:** Wayne Norton; **Born:** April 12, 1978, Niagara Falls, Ontario, Canada; **Resides:** Hamilton, Ontario, Canada; **Acquired:** Orioles 14th round selection in 1997 Amateur Draft.

Year	Club	CL	W	L	ERA	G	GS	CG	SHO	SV	IP	H	R	ER	HR	BB	SO
1997	Gulf Coast	R	0	0	3.00	9	0	0	0	0	15.0	18	7	5	0	7	7
Minor Lg. Totals			0	0	3.00	9	0	0	0	0	15.0	18	7	5	0	7	7

1997: Allowed single runs in 2 of his 1st 7 appearances over 13.0 IP...**Personal/Amateur:** Graduated from Barton HS in Ontario in 1996...Hobbies are music, volleyball and basketball.

JUSTAVINO, Julio Joaquin [1B]

HT: 6-0; **WT:** 165; **B:** L; **T:** L; **Signed by:** Marco Cobos; **Born:** August 1, 1980, David, Panama; **Resides:** David, Panama; **Acquired:** Signed as a non-drafted free agent May 19, 1997.

Year	Club	CL	AVG	G	AB	R	H	2B	3B	HR	RBI	BB	SO	SB	CS
1997															

1997: Was on roster of Guacara co-op team in Venezuelan Summer League but did not play while completing high school.

KELLEY, Richard (Rich) John [LHP]

HT: 6-3; **WT:** 210; **B:** L; **T:** L; **Signed by:** Steve Souchock (Tigers)...Was Detroit's 22nd pick in the 1991 Amateur Draft; **Born:** May 27, 1970, Brockton, MA; **Resides:** Scituate, MA; **Acquired:** Signed as a free agent.

Year	Club	CL	W	L	ERA	G	GS	CG	SHO	SV	IP	H	R	ER	HR	BB	SO
1991	Niagara Falls	A	4	8	3.32	15	13	0	0	0	81.1	76	38	30	7	33	78
1992	Fayetteville	A	13	5	2.82	28	26	2	0	0	162.2	140	62	51	15	63	117
1993	Lakeland	A	4	5	3.05	26	9	0	0	2	85.2	78	31	29	2	31	45
	London	AA	0	0	9.00	7	0	0	0	0	5.0	7	5	5	1	5	3
1994	Lakeland	A	4	2	2.37	13	0	0	0	1	38.0	32	15	10	2	15	23
	Trenton	AA	1	2	5.74	16	4	0	0	0	42.1	46	28	27	8	20	29
1995	Jacksonville	AA	1	0	4.50	7	0	0	0	0	6.0	9	3	3	1	0	2
	Monclova	MEX	3	8	3.10	12	12	2	0	0	72.2	68	33	25	2	39	48
1996	Monclova	MEX	6	10	3.75	23	21	4	0	0	125.0	116	63	52	10	86	52
1997	Reynosa	MEX	4	9	4.26	19	18	0	0	0	95.0	101	62	45	5	50	51
Minor Lg. Totals			56	49	3.49	166	103	8	0	3	713.2	673	340	277	53	342	448

1997: Pitched for Reynosa Broncs of Mexican League...**1996:** Pitched 2nd season at Monclova...Was 3rd in Mexican League in walks allowed (86)...**1995:** Pitched in 7 games at AA Jacksonville before being released on April 25...Signed with Monclova Steelers of Mexican League...Had lowest ERA among staff's starters (3.10)...**1994:** Combined to go 5-4 with a 4.15 ERA in 29 games between Class A Lakeland and AA Trenton...**1993:** Began season as starter at Class A Lakeland before switching to bullpen...Finished season at AA London...**1992:** Led Class A Fayetteville with 13 wins, 2nd among all Tiger farmhands for season...**1991:** Led Niagara Falls staff and was 3rd in NYP League with 8 losses...**Personal/Amateur:** Attended Jacksonville (FL) University.

KIDD, Juan Ismael [CA]

HT: 6-1; **WT:** 160; **B:** R; **T:** R; **Signed by:** Carlos Bernhardt; **Born:** Oct. 8, 1979, San Pedro de Macoris, DR; **Resides:** San Pedro de Macoris, DR; **Acquired:** Signed as a non-drafted free agent Sep. 11, 1996.

Year	Club	CL	AVG	G	AB	R	H	2B	3B	HR	RBI	BB	SO	SB	CS
1997	Dominican Summer League														

1997: Batted .172 (25-145) in 48 games for San Pedro Orioles in Dominican Summer League...Had 3 doubles and 1 home run.

KIRKPATRICK, Michael Zinnie[OF]

HT: 6-0; **WT:** 180; **B:** L; **T:** L; **Signed by:** Jim Gilbert; **Born:** Nov. 12, 1977, Wilmington, DE; **Resides:** New Castle, DE; **Acquired:** Orioles 42nd round selection in 1996 Amateur Draft.

Year	Club	CL	AVG	G	AB	R	H	2B	3B	HR	RBI	BB	SO	SB	CS
1996	Gulf Coast	R	.226	17	31	3	7	0	0	0	2	0	5	2	3
1997	Gulf Coast	R	.252	38	115	18	29	6	3	1	12	9	22	7	0
Minor Lg. Totals			.247	55	146	21	36	6	3	1	14	9	27	9	3

1997: Hit .290 (18-62) during July, including 8-game hitting streak July 9-18...Had 9 of his 12 RBI in that span...**1996:** Average never rose above .250 following 1st day 1-for-4...Batted .300 (3-10) on the road and .190 (4-21) at home...**Personal/Amateur:** A '96 graduate of St. Elizabeth HS in New Castle, DE...Was 1st team all-state as a senior...Also played football...Nickname is "Dirt."

KOHLMEIER, Ryan [RHP]

HT: 6-2; **WT:** 195; **B:** R; **T:** R; **Signed by:** Lane Decker; **Born:** June 25, 1977, Salina, KS; **Resides:** Cottonwood Fall, KS; **Acquired:** Orioles 14th round selection in 1996 Amateur Draft...Signed to a 1997 contract on Aug. 16, 1996.

Year	Club	CL	W	L	ERA	G	GS	CG	SHO	SV	IP	H	R	ER	HR	BB	SO
1997	Delmarva	A	2	2	2.65	50	0	0	0	24	74.2	48	22	22	8	17	99
	Bowie	AA	0	0	0.00	2	0	0	0	1	2.2	0	0	0	0	2	5
Minor Lg. Totals			2	2	2.56	52	0	0	0	25	77.1	48	22	22	8	19	104

1997: Led Sally League with 24 saves and 72 relief points...His 25 saves for season and 5.5 strikeouts/walk topped Orioles farm system...Averaged 11.9 strikeouts per 9 innings, 5th best among Sally relievers...Opponents batted only .189 off him...Called up to Bowie during SAL All-Star break...Earned save in his AA debut, June 16 at Norwich, striking out 5 of 6 batters faced and walking 1 in an 8-7 win...Pitched for Maui in Hawaiian Winter League, going 2-1 with a 3.18 ERA and leading the league with 8 saves in 23 relief appearances...**Personal/Amateur:** Graduated from Chase County (KS) HS in

1995...Played football, basketball and baseball...Was all-state in football and baseball his senior year...Attended Butler CC in El Dorado, KS for 1 year...Played Little League, Babe Ruth and American Legion ball in Kansas...Was member of '96 NBC national championship team...Hobbies are golf and fishing...Worked in a lumber yard in the off-season.

KURTZ, Anthony (Tony) [OF]

HT: 5-10; **WT:** 183; **B:** L; **T:** R; **Signed by:** Syd Thrift; **Born:** November 2, 1973, Minneapolis, MN; **Resides:** Columbia Heights, MN; **Acquired:** Signed as a non-drafted free agent March 29, 1997.

Year	Club	CL	AVG	G	AB	R	H	2B	3B	HR	RBI	BB	SO	SB	CS
1996	Newark	IND	.297	63	232	41	69	13	4	3	26	26	50	20	4
1997	Frederick	A	.218	81	262	35	57	11	4	3	17	38	90	7	2
	Delmarva	A	.244	38	119	13	29	6	4	0	9	11	49	4	0
Minor Lg. Totals			.253	182	613	89	155	30	12	6	52	75	189	31	6

1997: Combined to bat .226 (86-381) in 119 games at Class A...Did not make an error in 38 games in the outfield for Delmarva...Batted .306 (19-62) at home for Delmarva...**1996:** Played for Newark (NY) Barge Bandits of independent North Atlantic League...His .297 average was 15th in the league...**Personal/Amateur:** Graduated from Minnetonka HS in Minneapolis...Graduated from Lynn University in Florida in 1996 with a behavioral science degree...Hobbies include weightlifting, travel and doing crossword puzzles.

LANE, Aaron Joseph [RHP]

HT: 6-1; **WT:** 180; **B:** L; **T:** L; **Signed by:** Mike Tullier; **Born:** June 2, 1971, Springfield, IL; **Resides:** Taylorville, IL; **Acquired:** Orioles 24th round selection in 1992 Amateur Draft.

Year	Club	CL	W	L	ERA	G	GS	CG	SHO	SV	IP	H	R	ER	HR	BB	SO
1992	Bluefield	R	5	1	3.00	14	7	0	0	0	45.0	37	24	15	7	24	39
1993	Albany	A	2	10	4.97	29	11	0	0	0	76.0	92	62	42	6	42	48
1994	Albany	A	3	2	2.30	35	0	0	0	11	54.2	42	20	14	0	24	56
	Frederick	A	1	1	3.68	5	0	0	0	2	7.1	10	3	3	1	3	6
1995	Rochester	AAA	0	0	6.30	9	0	0	0	0	10.0	11	11	7	2	5	9
	Bowie	AA	5	3	4.55	40	0	0	0	2	45.1	45	23	21	2	21	31
1996	Rochester	AAA	1	0	5.64	9	0	0	0	1	22.1	31	16	14	0	8	13
	Bowie	AA	3	5	4.59	13	8	1	1	2	51.0	44	37	26	7	24	35
1997	Bowie	AA	0	1	7.94	7	0	0	0	0	5.2	6	5	5	2	7	4
Minor Lg. Totals			20	23	4.17	161	26	1	1	18	317.1	317	201	147	27	158	241

1997: Made 7 relief appearances before going on disabled list April 24 with elbow soreness and did not pitch the rest of the season...Allowed 3 runs in 1.2 innings on first appearance on April 5, then worked 5 scoreless outings...Did not retire a batter in his final game April 22...**1996:** Began season in Rochester bullpen, then moved to Bowie on May 17...Relieved 5 times for Baysox before moving into starting rotation May 31...Went 3-4 with a 4.43 ERA (42.2 IP, 21 ER) in 8 starts at Bowie...Pitched a 2-0, 7-inning no-hitter vs. Norwich in 2nd game of doubleheader June 25...Righthanders batted only .196 (28-143) off him at Bowie...Lefties hit .333 (16-48)...Pitched only twice after his no-hitter because of elbow injury which required surgery...Combined went 4-5 with 3 saves and a 4.91 ERA (73.1 IP, 40 ER)...**1995:** Combined to post 5-3 record with 2 saves and a 4.82 ERA in 58 relief appearances between Bowie and Rochester...Pitched for Scottsdale in Arizona Fall League following season, going 1-2 with a 3.12 ERA...Was added to Orioles 40-man roster following season...**1994:** Led Albany in saves (11), appearances (35) and games finished (30)...Had a 1.45 ERA (56IP, 9ER) in his last 28 outings at Albany...**1993:** Was 1-7 with a 4.72 ERA as a starter (47.2IP, 25ER) and 1-3 with a 5.22 ERA in relief (29.1IP, 17ER)...Did not allow a run in 7 of his last 8 outings, all in relief...**1992:** Tied for team lead with 5 wins...Was 2-1 with a 2.84 ERA as a starter...**Personal/Amateur:** Attended Lincoln Land (IL) CC and University of New Orleans...Led Privateers in wins as a junior...Originally drafted by O's in '91 (18th round) but did not sign, opting for UNO instead...Played in Taylorville (IL) Little League, Pony and Colt League programs, as well as for Taylorville American Legion Post 191...Graduated from Taylorville HS in 1989...Holds school strikeout record with 157...Single...Conducted baseball camp for YMCA in the off-season.

LAWRENCE, Edwin Walter Jr. (Chip) [INF]

HT: 6-2; **WT:** 192; **B:** R; **T:** R; **Signed by:** Syd Thrift; **Born:** Nov. 14, 1974, Bryn Mawr, PA; **Resides:** St. Petersburg, FL; **Acquired:** Signed as a non-drafted free agent June 17, 1996.

Year	Club	CL	AVG	G	AB	R	H	2B	3B	HR	RBI	BB	SO	SB	CS
1996	Bluefield	R	.206	15	34	6	7	0	0	1	4	4	4	0	0
	Frederick	A	.235	43	132	9	31	1	1	0	14	8	13	6	3
1997	Frederick	A	.268	57	164	18	44	5	0	2	14	13	19	2	4
	Rochester	AAA	.233	17	43	9	10	0	1	0	7	3	8	1	1
	Bowie	AA	.231	7	13	1	3	0	0	0	0	1	3	0	0
Minor Lg. Totals			.246	139	386	43	95	6	2	3	39	29	47	9	8

1997: Combined to bat .259 (57-220) for 3 teams...Had 2 tours with Rochester, May 16-June 9 and August 11-19...Had only 76 games of pro experience before his first promotion to Red Wings...1996: Batted a combined .232 (38-164) between Bluefield and Frederick...Began pro career 1-for-15, but went 6-for-19 before being assigned to Frederick on July 13...Played 3B (9) and SS (6) for Bluefield, but played all 42 games defensively as SS with Frederick...Raised his average from .122 to .247 from Aug. 2-13, going 14-for-36 (.389)...Hit 1st pro homer in his last game at Bluefield, July 9 vs. Bristol...**Personal/Amateur:** Graduated from Lakewood HS in St. Petersburg, FL...Played baseball, basketball and golf...Graduated from Southern University in Baton Rouge, LA, with an accounting degree...Was named to All-Southwest Athletic Conference team all 4 years...His father, Ed Lawrence Sr., played in the Milwaukee Braves organization and retired last year as executive director of the Major League Umpire Development System...Hobbies are golf, fishing and music.

LeCRONIER, Jason John (Jay) [OF]

HT: 6-0; WT: 180; B: L; T: R; **Signed by:** Mike Tullier; **Born:** Mar. 30, 1973, Bay City, MI; **Resides:** Lafayette, LA; **Acquired:** Orioles 17th round selection in 1995 Amateur Draft.

Year	Club	CL	AVG	G	AB	R	H	2B	3B	HR	RBI	BB	SO	SB	CS
1995	Frederick	A	.282	40	131	17	37	8	1	6	19	12	40	1	0
	Bluefield	R	.246	21	69	11	17	4	1	2	10	11	17	1	1
1996	High Desert	A	.237	52	135	20	32	3	1	4	25	6	37	1	0
	Frederick	A	.228	29	92	13	21	3	0	4	12	10	29	0	0
1997	Frederick	A	.273	117	421	68	115	25	2	19	59	31	112	6	0
	Bowie	AA	.300	6	10	0	3	0	0	0	2	0	4	0	0
Minor Lg. Totals			.262	265	858	129	225	43	5	35	127	70	239	9	1

1997: Spent most of season with Class A Frederick...Was called up to Bowie on June 17 and returned to Keys on June 25...Batted safely in last 3 games at Bowie and pitched 1.2 scoreless innings vs. Reading on June 24...Had 10-game hitting streak, May 10-19...1996: Began season at High Desert and moved to Frederick on July 6...Batted a combined .233 (53-227)...Was batting only .159 for Keys after 21 games, but hit .414 (12-29) over his last 11 games to finish at .228...1995: Started at Bluefield and moved to Frederick on July 21...Homered in 3 straight games at Frederick, July 28-Aug. 1...Batted .347 (25-72) at home and .203 (12-59) on the road with Frederick...Between 2 teams, hit .270 (54-200) with 12 doubles, 2 triples, 8 homers, 28 runs and 29 RBI in 61 games...**Personal/Amateur:** Played football and baseball at Bay City (MI) Central HS...Homered during a tournament game at Detroit's Tiger Stadium...Attended University of Oklahoma for two years before transferring to McNeese (LA) State University...Was named Southland Conference Newcomer of the Year...Studied criminal justice...Worked for an outdoor advertising firm in the off-season...Enjoys hunting, camping and fishing...Married to the former Kelli Hardy (2/1/97).

LEE, Christopher (Chris) Tod [RHP]

HT: 6-1; WT: 235; B: R; T: R; **Signed by:** Marc Tramuta; **Born:** September 8, 1975, LaGrange, GA; **Resides:** LaGrange, GA; **Acquired:** Orioles 23rd round selection in 1997 Amateur Draft.

Year	Club	CL	W	L	ERA	G	GS	CG	SHO	SV	IP	H	R	ER	HR	BB	SO
1997	Bluefield	R	2	0	4.06	23	0	0	0	2	31.0	24	17	14	4	14	32
Minor Lg. Totals			2	0	4.06	23	0	0	0	2	31.0	24	17	14	4	14	32

1997: Held opponents to a .224 batting average in 23 relief appearances...Finished 10 games...**Personal/Amateur:** Was both pitcher and hitter of the year for Troup Co. (GA) HS as a senior in '94...Lettered 4 years in baseball...Pitched three years at Georgia Southern University, earning All-America honors from *Collegiate Baseball* magazine...Used exclusively as a closer in college...Was Southern Conference Freshman of the Year in '95 and Pitcher of the Year in '96 and '97...Former Oriole pitcher Jimmy Haynes, now with Oakland, was a high school teammate...Enjoys golf and hunting...Nickname is "Snacks."

LEON, Alfredo Jose [SS]

HT: 6-0; WT: 170; B: R; T: R; **Signed by:** Arturo Sanchez; **Born:** Mar. 14, 1980, Puerto Ordaz, Venezuela; **Resides:** Puerto Ordaz, Venezuela; **Acquired:** Signed as a non-drafted free agent Sep. 18, 1996.

Year	Club	CL	AVG	G	AB	R	H	2B	3B	HR	RBI	BB	SO	SB	CS
1997		Venezuelan Summer League													

1997: Batted .171 (6-35) in 14 games for Guacara co-op team in Venezuelan Summer League.

LLUBERES, Alberto Antonio [RHP]

HT: 6-4; WT: 179; B: R; T: R; **Signed by:** Carlos Bernhardt; **Born:** Jan. 24, 1979, San Pedro de Macoris, DR; **Resides:** San Pedro de Macoris, DR; **Acquired:** Signed as a non-drafted free agent Mar. 20, 1996.

Year	Club	CL	W	L	ERA	G	GS	CG	SHO	SV	IP	H	R	ER	HR	BB	SO
1996		Dominican Summer League															
1997		Dominican Summer League															

1997: Went 1-7 with a 6.45 ERA in 11 games for San Pedro Orioles in Dominican Summer League...Tied for club lead in losses...Mada 6 starts...Pitched 44.2 innings, allowing 74 hits and 18 walks with 35 strikeouts...1996: Went 3-2 with 1 save for San Pedro O's...Pitched to a 5.32 ERA in 13 games, including 3 starts...Allowed 54 hits and 20 walks in 42.1 IP...Struck out 10.

LUZINSKI, Ryan Michael [CA]

HT: 6-0 WT: 215; B: R; T: R; **Signed by:** Gil Bassetti (Dodgers)...Was Los Angeles' 1st round pick and 1st selection overall in the 1992 supplemental draft; **Born:** August 22, 1973, Willingboro, NJ; **Resides:** Medford, NJ; **Acquired:** from the Los Angeles Dodgers in exchange for outfielder Rolando Avila, December 11, 1996.

Year	Club	CL	AVG	G	AB	R	H	2B	3B	HR	RBI	BB	SO	SB	CS
1992	Great Falls-1	R	.251	61	227	26	57	14	4	4	29	22	47	2	1
1993	Bakersfield	A	.279	48	147	18	41	10	1	3	9	13	24	2	2
	Yakima	A	.257	69	237	32	61	10	3	4	46	41	44	6	1
1994	Vero Beach	A	.261	112	379	48	99	18	3	11	61	33	91	2	1
1995	San Antonio	AA	.229	44	144	18	33	5	0	1	9	13	32	1	0
	Vero Beach	A	.336	38	134	15	45	12	0	5	23	9	21	1	0
1996	Albuquerque	AAA	.143	9	14	0	2	0	0	0	1	0	6	0	0
	San Antonio	AA	.291	32	103	12	30	6	0	0	10	11	19	2	0
	San Bernardino	A	.347	30	118	24	41	10	0	5	21	11	33	6	1
1997	Frederick	A	.667	1	3	1	2	0	0	0	0	1	0	0	0
	Bowie	AA	.284	30	81	12	23	4	0	5	15	10	17	3	0
	Rochester	AAA	.208	42	125	12	26	7	1	2	16	19	49	0	1
Minor Lg. Totals			.269	516	1712	218	460	96	12	40	240	183	383	25	8

1997: Was a non-roster invite to major league spring training camp...Batted combined .244 (51-209) at 3 levels of farm system...Went to Bowie from Frederick on April 11...Batted .364 (20-55) through 1st 20 games at Bowie, then went 3-26 (.115) in final 10 games with Baysox...Called up to Rochester on June 6 and spent remainder of season there...Hit .476 (10-21) in 1st 7 games after call-up...1996: Batted a combined .311 for three clubs in the Dodgers organization...Started the year in the AA Texas League...Played in the AAA Pacific Coast League from May 30 through June 16 and moved to the Class A California League on June 19...Returned to the Texas League July 14 then went back to San Bernardino (Cal) in early August for the rest of the season...1995: Split the year between AA San Antonio and Class A Vero Beach...Hit a combined .281 (78-278) combined in 82 games...1994: Belted a 1st inning 3-run home run on June 25 at the Florida State League All-Star Game...Hit a grand slam vs. the West Palm Beach Expos on August 11...Played in the Hawaiian Winter League following the season...1993: Hit a grand slam vs. Spokane on Sept. 2...1992: Began professional career at Great Falls...Led the club with 14 doubles...**Personal/Amateur:** Is the son of former Phillies and White Sox star Greg Luzinski, who hit 307 homers in 15 big league seasons...Graduated from Holy Cross High School in NJ...Hobbies include hunting... Married (4/3/93)...Wife's name is Kerri...One child: Ashlee.

LYDY, Donald Scott (Scott) [OF]

HT: 6-5; **WT:** 195; **B:** R; **T:** R; **Signed by:** John Kazanas (A's)...Was Oakland's 1st pick (2nd round selection) in 1989 Amateur Draft; **Born:** October 26, 1968, Mesa, AZ; **Resides:** Chandler, AZ; **Acquired:** Signed as a free agent September 30, 1997.

Year	Club	CL	AVG	G	AB	R	H	2B	3B	HR	RBI	BB	SO	SB	CS
1989	Southern Oregon	A	.209	67	230	37	48	11	2	3	28	31	72	8	5
1990	Scottsdale	A	.340	18	50	8	17	6	0	2	11	10	14	0	0
	Madison	A	.190	54	174	33	33	6	2	4	19	25	62	7	5
1991	Madison	A	.259	127	464	64	120	26	2	12	69	66	109	24	9
1992	Reno	A	.395	33	124	29	49	13	2	2	27	26	30	9	4
	Huntsville	A	.305	109	387	64	118	20	3	9	65	67	95	16	5
1993	Tacoma	AAA	.293	95	341	70	100	22	6	9	41	50	87	12	4
	OAKLAND	AL	.225	41	102	11	23	5	0	2	7	8	39	2	0
1994	Tacoma	AAA	.315	135	508	98	160	37	3	17	73	58	108	22	8
1995	Edmonton	AAA	.290	104	400	78	116	29	7	16	65	33	66	15	4
1996	Daiet Hawks	JAPAN	.281	81	249	29	70	11	1	7	29	28	60	11	4
1997	Red Devils	AAA	.306	121	458	93	140	30	5	18	107	55	70	20	5
Minor Lg. Totals			.287	863	3136	574	901	200	32	92	505	457	812	133	51
BALTIMORE TOTALS			.225	41	102	11	23	5	0	2	7	8	39	2	0
American League			.225	41	102	11	23	5	0	2	7	8	39	2	0
National League			.225	41	102	11	23	5	0	2	7	8	39	2	0
ML Totals			.225	41	102	11	23	5	0	2	7	8	39	2	0

1997: Played for Mexican League runners-up Mexico City Red Devils...Was 2nd in league in RBI, one behind teammate Ty Gainey...Finished 4th in league in runs (93), tied for 2nd in doubles (30), tied for 6th in homers (18) and tied for 10th in hits (140)...**1996:** Played for Fukuoka Daiet Hawks of Japanese Pacific League...Was 3rd among American-born players with a .281 batting average...**1995:** Led Edmonton in runs and HR and was 2nd in doubles and SB...**1994:** tLed all A's minor leaguers with 98 runs, 160 hits and 254 total bases and tied for led with 37 doubles...**1993:** Started the season at AAA Tacoma but was up and down twice with A's...First call-up came May 18...Made his big league debut that night at Kansas City and got his 1st hit and RBI the following night with a double at KC...Sent back to Tacoma May 25 after 5 games (3-17)...Returned to Oakland on Aug. 3 for remainder of season...Homered in his 1st game back, Aug. 4 off Seattle's Tim Lear...Appeared in 36 of A's final 60 games and hit .235 (20-85)...Made 25 starts for A's, 25 in LF, 4 in CF and 7 in RF...**1992:** Hit safely in 28 of 33 games at Reno before promotion to AA Huntsville on May 11...Was named to Southern League All-Star outfield...Led Stars with .305 average and was 5th in the Southern League...His .409 on-base pct. was 2nd in league...His 167 hits combined was tops among A's farmhands and his 92 RBI was 2nd...**1991:** Led Madison with 40 extra base hits and was 2nd on team with 12 HR and 69 RBI...**1990:** Suffered strained right shoulder and opened season at Scottsdale...Spent most of season at Madison in Midwest League...**1989:** x Started career at Southern Oregon, 1st of 4 seasons in Class A...**Personal/Amateur:** Attended South Mountain JC in Mesa, AZ, for two years...Is a 1985 graduate of Mountain View HS in Mesa.

MAINE, Dalton C.W. [RHP]

HT: 6-3; **WT:** 185; **B:** R; **T:** R; **Signed by:** Jim Gilbert; **Born:** Mar. 22, 1972, Worcester, MA; **Resides:** Framingham, MA; **Acquired:** Signed as a non-drafted free agent, Jan. 4, 1995.

Year	Club	CL	W	L	ERA	G	GS	CG	SHO	SV	IP	H	R	ER	HR	BB	SO
1995	Frederick	A	1	1	3.68	19	0	0	0	0	22.0	20	10	9	2	11	21
	Bluefield	R	0	1	11.25	1	0	0	0	0	4.0	7	5	5	2	0	2
	Gulf Coast	R	1	0	2.08	18	0	0	0	2	30.1	24	7	7	0	9	32
1996	Bowie	AA	0	1	5.06	11	0	0	0	0	21.1	24	14	12	3	11	18
	Bakersfield	A	2	3	3.23	23	2	0	0	6	47.1	42	25	17	4	14	58
	High Desert	A	1	0	1.50	10	0	0	0	2	12.0	8	2	2	1	2	9
1997	Gulf Coast	A	0	0	0.00	2	0	0	0	1	3.0	1	0	0	0	0	4
	Bowie	AA	0	0	0.00	9	0	0	0	0	12.2	4	0	0	0	6	11
Minor Lg. Totals			5	6	3.07	93	2	0	0	11	152.2	130	63	52	12	53	155

1997: Began season on disabled list with shoulder tendinitis...Was at extended spring training until June 28...Made 2 appearances for Bowie before going back on D.L. through July 15...Went back on the D.L. August 6 for remainder of season...Longest outing was 2.0 innings...Opponents batted only .105 (4-38) off him...**1996:** Began season in California League with Bakersfield (co-op) and went to AA Bowie before returning to California League with High Desert on Aug. 9...Combined with the 3 clubs he went 3-4 with 8 saves and a 3.46 ERA (80.2 IP, 74 H, 31 ER, 27 BB, 85 K)...Was 5th in

California League with 2.49 walks per 9 IP...At Bakersfield compiled a 2.95 ERA in 21 games in relief and finished his last 18 games...Over his final 14 games (4 with Bowie, 10 with High Desert) beginning July 29, he allowed only 10 hits and 3 ER in 18.2 IP (1.45 ERA)...Cal League batters hit only .219 off him (50-228), but Eastern League foes batted .289 (24-83)...**1995:** Allowed only 1 run in July in 11.2 IP (9 H, 1 BB, 12 K) for GCL O's...**Personal/Amateur:** Graduated from Framingham (MA) North HS, where he played baseball, basketball and football...Graduated from University of Richmond (VA) with a business administration degree...Played baseball for the Spiders...Earned several athletic, academic and fraternal honors at Richmond...Single.

MARACHE, Luis [LHP]

HT: 6-4; **WT:** 165; **B:** L; **T:** L; **Signed by:** Carlos Bernhardt; **Born:** Sep. 4, 1979, La Romana, DR; **Resides:** La Romana, DR; **Acquired:** Signed as a non-drafted free agent July 2, 1996 to a 1997 contract.

Year	Club	CL	W	L	ERA	G	GS	CG	SHO	SV	IP	H	R	ER	HR	BB	SO
1997	Frederick	A	0	2	10.13	2	2	0	0	0	8.0	12	14	9	4	7	6
	Gulf Coast	R	4	6	3.14	11	10	1	1	0	57.1	48	26	20	4	17	45
Minor Lg. Totals			4	8	3.99	13	12	1	1	0	65.1	60	40	29	8	24	51

1997: Finished 20th in Gulf Coast League with 3.14 ERA...Was starter and pitched 5 innings in back-to-back combination shutouts July 8 and 14...Lost 3 straight starts, July 19-31...His ERA otherwise was 2.13 for the year (42.1IP, 10 ER).

MARTIN, Mervin Thomas Jr. [SS]

HT: 5-10; **WT:** 175; **B:** R; **T:** R; **Signed by:** Marc Zeigler; **Born:** September 12, 1975, Ypsilanti, MI; **Resides:** Ypsilanti, MI; **Acquired:** Orioles 40th round selection in 1997 Amateur Draft.

Year	Club	CL	AVG	G	AB	R	H	2B	3B	HR	RBI	BB	SO	SB	CS
1998															

Will be first professional season

Personal/Amateur: Played 3 years of football and baseball at Hillsdale (MI) College...Is a 1994 graduate of Milan (MI) HS, where he was captain of both the football and baseball teams.

MARTINEZ, Eddy [SS]

HT: 6-2; **WT:** 150; **B:** R; **T:** R; **Signed by:** Carlos Bernhardt; **Born:** Oct. 23, 1977, San Pedro de Macoris, DR; **Resides:** San Pedro de Macoris, DR; **Acquired:** Signed as non-drafted free agent Dec. 19, 1994.

Year	Club	CL	AVG	G	AB	R	H	2B	3B	HR	RBI	BB	SO	SB	CS
1995	Bluefield	R	.308	57	185	42	57	11	3	1	35	23	42	5	5
1996	Bluefield	R	.221	37	122	18	27	3	0	1	15	13	29	15	5
	Frederick	A	.221	74	244	21	54	4	0	2	25	21	48	13	8
1997	Frederick	A	.241	54	174	14	42	6	0	1	14	19	43	6	7
	Bowie	AA	.156	16	45	3	7	3	0	0	1	6	12	2	0
	Rochester	AAA	.074	12	27	0	2	1	0	0	3	1	8	0	0
Minor Lg. Totals			.237	250	797	98	189	28	3	5	93	83	182	41	25

1997: Started season at Frederick...Was recalled by Bowie on May 23 to replace injured Juan Bautista and started 16 games for Baysox...Went 7-26 between 0-10 stretches...Was promoted to Rochester on June 10 before returning to Frederick on June 16...Was youngest player (19) at Triple A level in '97...Rejoined Rochester on August 21...Batted .325 (14-43) in 14 games for San Pedro Orioles in Dominican Winter League...**1996:** Finished 3rd in organization with 28 steals, behind Bluefield teammates Curtis Charles (31) and Darrell Dent (30)...Named in Baseball America's "Tools of the Trade" survey as best defensive shortstop in the Carolina League...Began season as Frederick's regular shortstop and batted .353 (12-34) in 9 games, April 17-25...Batted .278 (37-133) at home but only .153 (17-111) on the road...Sent to Bluefield July 14...At Bluefield, batted .448 (13-29) over 8-game stretch, July 29-Aug. 5, to raise average from .159 to .274...Went 7-for-49 (.143) in his last 16 games to finish at .221...**1995:** Selected to the post-season All-Star team in the Appalachian League...Led league shortstops in double plays with 31...Played for Orioles during spring training game on April 20 at Fort Myers (FL) and hit an inside-the-park grand slam off Boston's Chris Howard...**Personal/Amateur:** Enjoys playing dominos.

Minor

MARTINEZ, William A. [1B]

HT: 6-3; **WT:** 230; **B:** R; **T:** R; **Signed by:** Carlos Bernhardt; **Born:** May 18, 1980, San Jose de Los Llanos, DR; **Resides:** Santo Domingo, DR; **Acquired:** Signed as a non-drafted free agent Sep. 11, 1996, to a 1997 contract.

Year	Club	CL	AVG	G	AB	R	H	2B	3B	HR	RBI	BB	SO	SB	CS
1997	Dominican Summer League														

1997: Batted .111 (11-99) in 34 games for San Pedro Orioles in Dominican Summer League...Had 1 double and 2 homers with 7 RBI...Played for same team in Dominican Winter League following season and batted .267 (4-24) in 15 games.

MASTRONLONARDO, David [RHP]

HT: 6-4; **WT:** 220; **B:** R; **T:** R; **Signed by:** Syd Thrift; **Born:** August 23, 1974, Staten Island, NY; **Resides:** Satellite Beach, FL; **Acquired:** Signed as a non-drafted free agent June 11, 1997.

Year	Club	CL	W	L	ERA	G	GS	CG	SHO	SV	IP	H	R	ER	HR	BB	SO
1997	Bluefield	R	4	0	1.08	26	0	0	0	12	33.1	15	5	4	3	12	45
Minor Lg. Totals			4	0	1.08	26	0	0	0	12	33.1	15	5	4	3	12	45

1997: Led Appalachian League in saves (12) and relief points (44)...Held opponents to .128 (15-117)...Did not allow an earned run in 11 consecutive games, July 7-Aug. 5 (15.1 IP, 4 H, 1 R)...Named as relief pitcher on Appy League's post-season all-star team...**Personal/Amateur:** Graduated from Satellite Beach (FL) HS in 1993...Attended Brewton-Parker College in Georgia.

MATOS, Luis D. [OF]

HT: 6-0; **WT:** 155; **B:** R; **T:** R; **Signed by:** Dean Decillis; **Born:** Oct. 30, 1978, Bayamon, PR; **Resides:** Bayamon, PR; **Acquired:** Orioles 10th round pick in the 1996 Amateur Draft.

Year	Club	CL	AVG	G	AB	R	H	2B	3B	HR	RBI	BB	SO	SB	CS
1996	Gulf Coast	R	.292	43	130	21	38	2	0	0	13	15	18	12	7
1997	Delmarva	A	.210	36	119	10	25	1	2	0	13	9	21	8	5
	Bluefield	R	.275	61	240	37	66	7	3	2	35	20	36	26	4
Minor Lg. Totals			.264	140	489	68	129	10	5	2	61	44	119	46	16

1997: Began season at Delmarva before moving to Bluefield...Tied for 2nd in Appalachian League with 26 steals...Tied for 1st in stolen base pct. at .867 (26-30)...Stole bases in 6 straight games, going 7-for-7, Aug. 19-24...Batted .309 (34-110) in August...Batted .253 (91-359) combined between Delmarva and Bluefield...1996: Batted .395 (17-43) while hitting safely in 13 of 14 games from Aug. 7-23...Committed his only error in his 1st game in the outfield July 3, then played errorless ball in final 40 games...**Personal/Amateur:** Graduated with honors from the Disciple of Christ Academy in Bayamon, PR, on June 19 and left that day for rookie ball...Was MVP of school's baseball, basketball and volleyball teams and also ran track...Member of Puerto Rico teams that won the Mustang level World Series in Puerto Rico, was runner-up at the Pony World Series and won the Colt World Series...Was 3rd pick overall by Caguas in Puerto Rican Winter League draft.

McGEE, Thomas S. (Tom) [CA]

HT: 5-11; **WT:** 190; **B:** R; **T:** R; **Signed by:** Gil Kubschi; **Born:** January 29, 1975, Glendale, CA; **Resides:** Rialto, CA; **Acquired:** Signed as a non-drafted free agent June 13, 1997.

Year	Club	CL	AVG	G	AB	R	H	2B	3B	HR	RBI	BB	SO	SB	CS
1997	Bluefield	R	.244	27	86	14	21	5	0	1	8	11	22	2	1
Minor Lg. Totals			.244	27	86	14	21	5	0	1	8	11	22	2	1

Year	Club	CL	W	L	ERA	G	GS	CG	SHO	SV	IP	H	R	ER	HR	BB	SO
1997	Bluefield	R	0	1	54.00	1	0	0	0	0	0.1	2	2	2	1	0	0
Minor Lg. Totals			0	1	54.00	1	0	0	0	0	0.1	2	2	2	1	0	0

1997: Batted .304 (7-23) in 7 games, all as a DH, in June...**Personal/Amateur:** Is a 1993 graduate of Eisenhower HS in Rialto, CA...Was MVP and all-conference as a senior...Attended California Lutheran University for two years, batting .407 with 14 home runs as a senior...Enjoys volleyball and fishing.

McKINNIS, Leroy Jr. [CA]

HT: 6-1; **WT:** 185; **B:** R; **T:** R; **Signed by:** Hosken Powell (Padres)...Was San Diego's 32nd round pick in 1993 Amateur Draft; **Born:** Nov. 14, 1972, Atlanta, GA; **Resides:** Atlanta, GA; **Acquired:** Acquired from San Diego in exchange for OF Mark Smith on January 9, 1997.

Year	Club	CL	AVG	G	AB	R	H	2B	3B	HR	RBI	BB	SO	SB	CS
1994	Springfield	A	.278	121	421	70	117	30	3	9	67	44	84	3	2
1995	Memphis	AA	.245	15	49	9	12	1	0	1	6	10	10	1	0
1996	Rancho Cucum	A	.268	87	328	49	88	20	2	4	39	38	74	2	3
1997	Frederick	A	.289	88	318	36	92	24	1	4	39	20	61	3	3
Minor Lg. Totals			.277	311	1116	164	309	75	6	18	151	112	229	9	8

1997: Served as DH and also caught and played OF at Frederick...His .289 average was 8th in Carolina League, but he was 40 plate appearances shy of qualifying...1996: Caught in 53 of 87 games played...Was used as DH in 32 games, including his last 21...Had .993 fielding pct. (431 TC, 3 E) as catcher with 17 passed balls...Was batting .297 (71-239) thru Aug. 3 but hit only .191 (17-89) in his last 23 games...1995: Missed most of season because of a blood clot in his neck...1994: Led Padres organization with 30 doubles...**Personal/Amateur:** Graduated from Ronald E. McNair HS in Atlanta...Attended Jackson State University in Jackson, MS...Played baseball at both...Married, wife's name is Markeetia.

McNATT, Joshua Brett (Josh) [LHP]

HT: 6-4; **WT:** 200; **B:** S; **T:** L; **Signed by:** Marc Ziegler; **Born:** July 23, 1977, Jackson, TN; **Resides:** Jackson, TN; **Acquired:** Orioles 6th round selection in 1996 Amateur Draft.

Year	Club	CL	W	L	ERA	G	GS	CG	SHO	SV	IP	H	R	ER	HR	BB	SO
1996	Gulf Coast	R	3	2	2.18	12	8	0	0	0	53.2	36	15	13	1	12	42
	Bluefield	R	0	1	8.53	2	1	0	0	0	6.1	10	6	6	1	6	7
1997	Delmarva	A	6	2	3.63	28	11	0	0	1	96.2	97	48	39	4	45	73
Minor Lg. Totals			9	5	3.33	42	20	0	0	1	156.2	143	69	58	6	63	122

1997: Began season in bullpen before moving into starting rotation in late June...In 11 starts went 5-2 with a 2.84 ERA (57.0IP, 18 ER)...Had a 1.71 ERA in July in 5 games (4 starts)...Was 9th in Orioles organization with a 3.63 ERA...1996: Was 3rd among Gulf Coast League starters allowing opponents only a .188 batting average (36-191)...Was 2nd among starters allowing only 8.18 baserunners/9 IP...Was 12th in league with a 2.18 ERA...Was 2-1 with a 1.16 ERA in 5 games (4 starts) in July...**Personal/Amateur:** Played baseball at Motlow State CC in Tullahoma, TN...Played in state tournament in baseball and state championship game in football at University School...Played in the Connie Mack World Series...Hobbies are golf and skiing.

MEJIA, Francisco [LHP]

HT: 6-1; **WT:** 140; **B:** L; **T:** L; **Signed by:** Carlos Bernhardt; **Born:** June 17, 1980, La Romana, DR; **Resides:** San Rafael del Yuma, DR; **Acquired:** Signed as a non-drafted free agent Dec. 7, 1996.

Year	Club	CL	W	L	ERA	G	GS	CG	SHO	SV	IP	H	R	ER	HR	BB	SO
1997	Dominican Summer League																

MERCADO, Francisco Alberto [OF]

HT: 6-1; **WT:** 160; **B:** L; **T:** L; **Signed by:** Patrick Guerrero; **Born:** May 15, 1980, Esperanza, DR; **Resides:** Santo Domingo, DR; **Acquired:** Signed as a non-drafted free agent April 21, 1997.

Year	Club	CL	AVG	G	AB	R	H	2B	3B	HR	RBI	BB	SO	SB	CS
1997	Dominican Summer League														

1997: Batted .224 (34-152) in 48 games for San Pedro Orioles in Dominican Summer League...Had 6 doubles, 1 triple and 10 RBI.

MOLINA, Cruz Gabriel (Gabe) [RHP]

HT: 5-11; **WT:** 190; **B:** R; **T:** R; **Signed by:** John Green; **Born:** May 3, 1975, Denver, CO; **Resides:** Denver, CO; **Acquired:** Orioles 21st round selection in 1996 Amateur Draft.

Year	Club	CL	W	L	ERA	G	GS	CG	SHO	SV	IP	H	R	ER	HR	BB	SO
1996	Bluefield	R	4	0	3.60	23	0	0	0	7	30.0	29	12	12	1	13	33
1997	Delmarva	A	8	6	2.18	46	0	0	0	7	91.0	59	24	22	3	32	119
Minor Lg. Totals			12	6	2.53	69	0	0	0	14	121.0	88	36	34	4	45	152

1997: Held opponents to .183 average (59-322)...From May through July, pitched 26 games and had a 1.38 ERA (58.2 IP, 32 H, 9 ER)...Had a 1.68 ERA at Perdue Stadium for season (48.1 IP, 9 ER)...Pitched 9 straight scoreless innings, June 5-27...Went 2-1 with a 4.45 ERA in 16 games for Perth in the Australian Baseball League following season...1996: Led Bluefield and tied for 4th in Appalachian League with 7 saves and 19 games finished...Was 4th in league with 29 relief points...Earned save in 3 straight outings, July 22-23-28...Did not allow an earned run in his last 5 games (7.0 IP)...Combined with Amerigo Peguero and Scott Eibey to throw no-hitter vs. Elizabethton, 3-0, on July 17, working final 1/3 inning for save...**Personal/Amateur:** Attended Arizona State University, where he was named All-Region and All-PAC 10 as a freshman and sophomore...Played football, baseball and basketball at John F. Kennedy HS in Denver, graduating in 1993...Enjoys golf.

MONTILLA, Elvis D. [RHP]

HT: 6-3; **WT:** 165; **B:** R; **T:** R; **Signed by:** Carlos Bernhardt; **Born:** Aug. 26, 1981, Ramon Santana, DR; **Resides:** Ramon Santana, DR; **Acquired:** Signed as a non-drafted free agent Nov. 28, 1997.

Year	Club	CL	W	L	ERA	G	GS	CG	SHO	SV	IP	H	R	ER	HR	BB	SO
1998																	

Will be his first professional season

MORALES, Johnny [LHP]

HT: 6-4; **WT:** 206; **B:** L; **T:** L; **Signed by:** John Green; **Born:** June 24, 1977, Phoenix, AZ; **Resides:** Glendale, AZ; **Acquired:** Signed as a non-drafted free agent May 4, 1997.

Year	Club	CL	W	L	ERA	G	GS	CG	SHO	SV	IP	H	R	ER	HR	BB	SO
1997	Gulf Coast	R	3	4	4.23	18	1	0	0	1	38.1	40	21	18	2	12	47
Minor Lg. Totals			3	4	4.23	18	1	0	0	1	38.1	40	21	18	2	12	47

1997: Went 2-1 with a 2.61 ERA in 9 games in August (20.2 IP, 6 ER)...**Personal/Amateur:** Attended Central Arizona (Junior) College for two years...Graduated from Glendale (AZ) HS in 1995.

MUNOZ, Roberto (Bobby) [RHP]

HT: 6-7; **WT:** 210; **B:** R; **T:** R; **Signed by:** Rudy Santin (Yankees)...Was New York's 15th round pick in the 1988 Amateur Draft; **Born:** Mar. 3, 1968, Rio Piedras, PR; **Resides:** Carrollton, TX; **Acquired:** Signed as a minor league free agent, Feb. 6, 1998.

Year	Club	CL	W	L	ERA	G	GS	CG	SHO	SV	IP	H	R	ER	HR	BB	SO
1989	Yankees	R	1	1	3.48	2	2	0	0	0	10.1	5	4	4	0	4	13
	Ft. Lauderdale A	1	2	4.73	3	3	0	0	0	0	13.1	16	8	7	2	7	2
1990	Greensboro A	5	12	3.73	25	24	0	0	0	0	132.2	133	70	55	4	58	100
1991	Ft. Lauderdale A	5	8	2.33	19	19	4	2	0	0	108.0	91	45	28	4	40	53
	Columbus AAA	0	1	24.00	1	1	0	0	0	0	3.0	8	8	8	0	3	2
1992	Albany AA	7	5	3.28	22	22	0	0	0	0	112.1	96	55	41	2	70	66
1993	Columbus AAA	3	1	1.44	22	1	0	0	0	0	31.1	24	6	5	0	8	16
	NEW YORK AL	3	3	5.32	38	0	0	0	0	0	45.2	48	27	27	1	26	33
1994	Scranton AAA	2	3	2.12	6	5	0	0	0	0	34.0	27	9	8	2	14	24
	PHILADELPHIA NL	7	5	2.67	21	14	1	0	1	0	104.1	101	40	31	8	35	59
1995	PHILADELPHIA NL	0	2	5.74	3	3	0	0	0	0	15.2	15	13	10	2	9	6
	Reading AA	0	4	10.80	4	4	0	0	0	0	15.0	28	19	18	4	3	8
	Scranton AAA	1	0	0.56	2	2	1	1	0	0	16.0	8	2	1	0	3	10
1996	Clearwater A	1	1	1.93	2	2	0	0	0	0	14.0	15	4	3	0	2	7
	Scranton AAA	4	2	3.91	8	8	0	0	0	0	50.2	50	24	22	6	7	34
	PHILADELPHIA NL	0	3	7.82	6	6	0	0	0	0	25.1	42	28	22	5	7	8
	Reading AA	0	1	2.93	4	4	0	0	0	0	27.2	24	13	9	3	8	29
1997	PHILADELPHIA NL	1	5	8.91	8	7	0	0	0	0	33.1	47	35	33	4	15	20
	Las Vegas AAA	0	2	9.93	17	1	0	0	0	0	22.2	30	26	25	2	11	13
	Albuquerque AAA	0	3	4.35	18	0	0	0	0	0	31.0	43	17	15	2	15	20
Minor Lg. Totals			30	46	3.60	155	94	5	3	0	622.0	598	310	249	31	253	397
BALTIMORE Totals																	
	American League	3	3	5.32	38	0	0	0	0	0	45.2	48	27	27	1	26	33
	National League	8	15	4.84	38	30	1	0	1	0	178.2	205	116	96	19	66	93
ML Totals			11	18	4.93	76	30	1	0	1	224.1	253	143	123	20	92	126

1997: Began season with Phillies but requested and received his release after being outrighted to Scranton on May 16...Finished season with 2 Pacific Coast League teams...Signed with Las Vegas on June 1...Was released July 15 but signed with Albuquerque 6 days later and finished season there...Combined to go 0-5 with a 6.71 ERA in 35 games at AAA...1996: Began season on D.L. while recovering from surgery...Made 4 rehab starts before being activated on June 11...Made 2 starts before returning to D.L. and doing more rehab with Scranton on June 17...Went 4-0 with a 2.61 ERA in 6 more rehab starts...Returned to Phillies on July 22 and had best outing that night (6.0 IP, 1 ER) vs. Cincinnati...Made 4 starts before returning to D.L. on Aug. 11...

Played winter ball in Arecibo, VZ...1995: Went on D.L. in spring training with mild sprain of ligament in his right elbow...Made 6 rehab starts between Reading and Scranton...Named IL Pitcher of the Week, July 17-23, after going 1-0 with a 0.56 ERA in 2 starts for Scranton...Activated and made 1st start for Phillies July 22...Pitched through 6 innings in 1st 2 starts but lasted only 3.2 innings in his 3rd start Aug. 2 at Atlanta...Went on D.L. again Aug. 3 and was operated on twice by Dr. Frank Jobe, Aug. 18 to remove loose bodies from right elbow and Aug. 22 for reconstructive "Tommy John" ligament surgery on his right elbow...1994: Began season in bullpen...Earned only major league save April 7 at Colorado...Optioned to Scranton April 19 after 5 relief appearances and a 5.68 ERA...Recalled May 20 and made 1st major league start May 30, losing 3-0 at Chicago...Remained in rotation for remainder of season...Was N.L. Pitcher of the Month for June, going 4-1 with a 1.40 ERA and 25 K in 6 starts...Hit 1st M.L. homer June 25 at Atlanta off Kent Mercker...Opponents batted only .182 (18-99) off him with RISP...1993: Moved to bullpen and started season at Columbus...Went 2-1 with a 1.27 ERA and 9 saves in 19 relief appearances before recall by Yankees on May 25...Made major league debut May 29 vs. Chicago, striking out 1st 2 batters he faced, Joey Cora and Frank Thomas...Earned 1st M.L. win June 17 vs. Minnesota...Optioned to Columbus on Aug. 25 but returned to Yankees again Sept. 5...1992: Ranked 3rd on Albany staff in wins and 4th in starts...Held opponents to .234 batting average...1991: Led Ft. Lauderdale staff with 2.33 ERA...Was named to Florida State League All-Star team...Promoted to Columbus on Aug. 31...Rated Yankees' 9th best minor league prospect by *Baseball America*...1990: Was added to New York's 40-man major league roster following season...1989: Combined to go 2-3 with a 4.18 ERA in 5 games in 1st pro season...**Personal/Amateur:** Is a 1986 graduate of Hialeah Miami Lakes (FL) HS...Led team to state basketball championship as a senior...Attended West Palm Beach JC and Polk CC, both in Florida...Was member of 1987 bronze-medal winning Puerto Rican Junior Olympic basketball team in Italy...Was MVP of Willie Mays Baseball national championship tournament in Atlanta in 1977...Married to former Lisa Williams (11/6/93) and they have one son, Gannon (2/8/96).

MURPHY, Darren C. [LHP]

HT: 6-3; **WT:** 170; **B:** L; **T:** L; **Signed by:** Rick Arnold; **Born:** September 13, 1976, San Diego, CA; **Resides:** Santee, CA; **Acquired:** Orioles 12th round selection in 1997 Amateur Draft.

Year	Club	CL	W	L	ERA	G	GS	CG	SHO	SV	IP	H	R	ER	HR	BB	SO
1997	Bluefield	R	1	3	5.82	23	1	0	0	0	38.2	48	28	25	8	18	42
Minor Lg. Totals			1	3	5.82	23	1	0	0	0	38.2	48	28	25	8	18	42

1997: Averaged 9.8 strikeouts/9 IP...Pitched to 3.86 ERA in August (14.0 IP, 6 ER)...**Personal/Amateur:** Went 8-1 for Grossmont (CA) JC as sophomore in '97...Attended University of California-Santa Barbara and was 3-0 as freshman for Gauchos before transferring to Grossmont JC...Graduated from Santan HS in Santee, CA, in 1995...Was an all-state selection as senior, going 10-0 with a 0.97 ERA...Enjoys golf.

NDUNGIDI, Ntema [OF]

HT: 6-2; **WT:** 165; **B:** L; **T:** R; **Signed by:** Wayne Norton & Manny Estrada; **Born:** March 15, 1979, Kisangani, Zaire; **Resides:** Montreal, Quebec, Canada; **Acquired:** Orioles 3rd selection (sandwich pick between 1st and 2nd rounds) of 1997 Amateur Draft, 36th selection overall...Draft choice was acquired as compensation from NY Yankees for free agent signing of LHP David Wells.

Year	Club	CL	AVG	G	AB	R	H	2B	3B	HR	RBI	BB	SO	SB	
1997	Gulf Coast	R	.185	18	54	10	10	2	1	2	7	12	15	4	0
Minor Lg. Totals			.185	18	54	10	10	2	1	2	7	12	15	4	0

1997: Did not sign until August and played only final month of season...Half his hits were for extra bases...Hit .294 (7-24) on the road and .100 (3-30) at home in Sarasota...**Personal/Amateur:** Name is pronounced ENN-teema DOON-gee-dee...Nickname is "Pappy"...Moved with family from Africa to Montreal in 1982 at age 3...Graduated from Edouard Montpetit HS in Quebec...School did not have a baseball team...Played for Canada's Academy of Baseball select team, comprised of best amateur players in country...Homered off a speaker bank near the top of Montreal's Olympic Stadium in an amateur game...Was the highest drafted Quebecer ever when Orioles selected him...Pitcher Martin Mainville was selected with the 55th

pick of the 1995 draft by the hometown Expos...Worked out with Orioles in Toronto before signing.

NOLASCO, Regino [SS]

HT: 6-0; **WT:** 145; **B:** R; **T:** R; **Signed by:** Carlos Bernhardt; **Born:** July 28, 1979, San Pedro de Macoris, DR; **Reside:** San Pedro de Macoris, DR; **Acquired:** Signed as a non-drafted free agent Mar. 20, 1996.

Year	Club	CL	AVG	G	AB	R	H	2B	3B	HR	RBI	BB	SO	SB	CS
1996															
1997	Gulf Coast	R	.224	58	165	17	37	10	0	1	18	21	33	3	7
Minor Lg. Totals			.224	58	165	17	37	10	0	1	18	21	33	3	7

1997: Was 2nd among Gulf Coast League 2Bmen with .971 fielding pct....Batted .262 (22-84) in July...In Dominican Winter League, batted .238 (21-88) in 32 games for San Pedro Orioles...1996: Played for San Pedro Orioles in Dominican Summer League...Batted .265 (60-226) in 69 games with 10 doubles, 2 triples, 2 HR and 13 RBI...Was 3rd in DSL and led team with 32 steals and was caught only 3 times.

NUNEZ, Jose M. [SS]

HT: 5-10; **WT:** 155; **B:** R; **T:** R; **Signed by:** Carlos Pascual (Mets)...Was signed as a non-drafted free agent by New York on June 15, 1996; **Born:** October 3, 1976, New York, NY; **Resides:** Miami, FL; **Acquired:** Signed as a free agent by the Orioles on Sept. 21, 1997 to a 1998 contract.

Year	Club	CL	AVG	G	AB	R	H	2B	3B	HR	RBI	BB	SO	SB	CS
1996	Gulf Coast Mets	R	.233	41	120	11	28	3	1	0	15	16	28	4	9
1997	Gulf Coast Mets	R	.333	5	15	3	5	1	0	0	2	1	4	0	1
Minor Lg. Totals			.234	48	141	15	33	4	1	0	17	17	34	4	10

1997: Began 2nd season in Gulf Coast League...Was recalled to Kingsport on July 1 but was released by Mets without playing a game at Class A on July 12...1996: Tied for 4th on team with 15 RBI...Led team in stolen base attempts with 13...**Personal/Amateur:** Graduated from Jackson HS in Miami in 1995.

OJEDA, Octavio (Augie) [INF]

HT: 5-9 **WT:** 165; **B:** S; **T:** R; **Signed by:** Lamar North; **Born:** Dec. 20, 1974, Los Angeles, CA; **Resides:** South Gate, CA; **Acquired:** Orioles 13th round selection in the 1996 Amateur Draft.

YEAR	CLUB	AVG	G	AB	R	H	2B	3B	HR	RBI	BB	SO	SB	CS
1996														
1997	Bowie	.294	58	204	33	60	9	1	2	23	31	17	7	0
	Frederick	.344	34	128	25	44	11	1	1	20	18	18	2	5
	Rochester	.234	15	47	5	11	3	1	0	6	8	4	1	2
Minor Lg. Totals		.303	107	379	63	115	23	3	3	49	57	39	10	7

1997: Invited to Orioles spring training camp as non-roster player in 1st pro season...Became 3rd player to make pro debut with AA Bowie (Jeffrey Hammonds and Robby Lasater are the others)...Batted .222 (18-81) in 24 games before being sent to Class A Frederick on May 4...Hit .344 for Keys before return to Bowie June 14...Batted .341 (42-123) in 2nd stint with Baysox...Called up to AAA Rochester on July 17 and played 15 games before strained right hamstring ended season in early August...Combined to hit .303 (115-379) for 3 teams...Batted .315 (90-286) left-handed and .269 (25-93) right-handed...Played for Phoenix in Arizona Fall League, batting .187 in 32 games...**Personal/Amateur:** Played two years ('95-'96) for Team USA that won a bronze medal at the Atlanta Olympics in 1996...Appeared in 34 games, 15 starts, for USA Baseball in 1996 and batted .213 (10-47)...Hit .287 (23-80) the previous year...Was one of five non-NCAA Division I players invited to USA Baseball's spring camp in 1995...Won the Individual Sportsmanship Award at the National Baseball Congress World Series while playing for USA Baseball...Hit .317 in 54 games in only season at University of Tennessee...Was 1st team All-Southeastern Conference...Played for Cypress (CA) Community College in 1994-95...Named California Jr. College State Tournament MVP and to the All-Southern California Team in '94...Played in Cape Cod League that summer...In 1995 was co-MVP of the Orange Empire Conference and an All-America selection...Graduated from Pius X HS in Downey, CA where he lettered in baseball 4 years and in football once...Was a three-time All-League choice in baseball and the school's "Athlete of the Year" as a senior...Hobbies include baseball card collecting and playing sports...Single.

OLSZEWSKI, Timothy (Tim) Jason [RHP]

HT: 6-2; **WT:** 200; **B:** R; **T:** R; **Signed by:** Fred Peterson; **Born:** Feb. 24, 1974, Milwaukee, WI; **Resides:** Germantown, WI; **Acquired:** Orioles 15th round selection in 1995 Amateur Draft.

Year	Club	CL	W	L	ERA	G	GS	CG	SHO	SV	IP	H	R	ER	HR	BB	SO
1995	Bluefield	R	3	2	3.06	16	0	0	0	3	35.1	34	19	12	2	19	29
1996	High Desert	R	6	3	6.61	49	0	0	0	0	64.0	78	53	47	5	41	38
1997	Delmarva	A	0	0	3.18	3	0	0	0	0	5.2	4	3	2	1	0	7
	Frederick	A	3	1	5.43	34	0	0	0	1	64.2	75	48	39	14	29	41
Minor Lg. Totals			12	6	5.31	102	0	0	0	1	169.1	191	123	100	22	89	115

1997: Began season at Delmarva before moving to Frederick in mid-April...Had a 1.59 ERA (in 6 games (11.1 IP, 2 ER) at Frederick in April...Earned lone save May 13 at Winston-Salem or at Hagerstown with 4 scoreless innings...Finished 7 of 37 games...1996: Had a 5-game scoreless stretch, April 25-May 19, and a 6-game scoreless streak June 21-July 1...Opponents batted .306 (78-255)...Finished 16 of 49 games...1995: Was finishing pitcher in 9 of his 16 relief appearances for Bluefield...**Personal/Amateur:** Graduate of Germantown (WI) HS, where he played basketball and baseball...Pitched a no-hitter in high school...Attended Triton JC in River Grove, IL, and the University of Wisconsin-Milwaukee...Enjoys hunting and fishing...Answers to "Oly"...Single...Worked for the Village of Germantown in the off-season.

OSTEEN, Gavin Edward [LHP]

HT: 6-0; **WT:** 195; **B:** R; **T:** L; **Signed by:** Mike Jones (A's)...Was Oakland's 9th round selection in the 1989 Amateur Draft; **Born:** November 27, 1969, Orange City, DE; **Resides:** Bethany Beach, DE; **Acquired:** Signed as a free agent on July 6, 1997.

Year	Club	CL	W	L	ERA	G	GS	CG	SHO	SV	IP	H	R	ER	HR	BB	SO
1989	So. Oregon	A	2	2	3.50	16	6	0	0	0	46.1	44	24	18	3	29	42
1990	Madison	A	10	10	3.10	27	27	1	1	0	154.0	126	69	53	6	80	120
1991	Huntsville	AA	13	9	3.54	28	28	2	1	0	173.0	176	82	68	4	65	105
1992	Tacoma	AAA	0	2	10.05	4	4	0	0	0	14.1	21	18	16	4	13	7
	Huntsville	AA	5	5	3.61	16	16	1	0	0	102.1	106	45	41	9	27	56
1993	Huntsville	AA	7	3	2.30	11	11	2	0	0	70.1	56	21	18	1	25	46
	Tacoma	AAA	7	7	5.08	16	15	0	0	0	83.1	89	51	47	4	31	46
1994	Tacoma	AAA	8	9	5.27	24	24	2	1	0	138.1	169	95	81	17	39	71
1995	Athletics	R	0	0	0.00	1	1	0	0	0	2.0	1	0	0	0	0	1
1996																	
1997	Bowie	AA	1	1	2.05	18	2	0	0	0	30.2	20	7	7	1	11	22
Minor Lg. Totals			53	48	3.86	161	134	8	3	0	814.2	808	412	349	49	320	516

1997: Signed on July 6 and made 1st appearance in more than 2 years that day vs. New Britain...Allowed runs in only 1 of his first 12 appearances, posting a 1.42 ERA (12.2 IP, 2 ER)...Final 2 appearances were starts, going 0-1...1995-96: Missed virtually all of '95 and was out of baseball in '96 after suffering recurring left shoulder injury...Was on D.L. 3 times with shoulder injury in '95...1994: Led AAA Tacoma with 24 starts...Was 2nd in innings (138.1) and 3rd in wins (8)...1993: Led A's minor leaguers with 14 wins between AA Huntsville and AAA Tacoma...Combined to go 14-7 with a 3.81 ERA in 27 games...With Tacoma he made his first relief appearance since his first pro season...1992: Began season at Tacoma and made 4 starts before being sent to Huntsville...1991: Advanced to AA Huntsville and led A's minor leaguers in innings pitched with 173.0...Led Southern League with 176 hits allowed...1990: Led Madison qualifiers and was 13th in Midwest League in ERA (3.10)...1989: Was spot starter and reliever in 1st pro season for Northwest League champs...**Personal/Amateur:** Graduated from Annville-Cleona (PA) HS in 1988...Is the son of former pitcher Claude Osteen, who won 196 major league games with six clubs from 1957-75...Claude was pitching coach at Rochester in 1995...His brother, David, pitched in the Cardinals organization 1985-91.

O'TOOLE, Robert Michael (Bobby) [CA]

HT: 6-1; **WT:** 200; **B:** R; **T:** R; **Signed by:** Leo Labossiere; **Born:** May 19, 1974, Newton, MA; **Resides:** Newton, MA; **Acquired:** Orioles 13th round pick in 1995 Amateur Draft...Signed to a 1996 contract on Aug. 30, 1995.

Year	Club	CL	AVG	G	AB	R	H	2B	3B	HR	RBI	BB	SO	SB	CS
1996	Bluefield	R	.263	8	19	2	5	1	0	1	4	4	7	2	0
	High Desert	A	.171	16	35	8	6	1	0	0	3	8	10	0	0
	Frederick	A	.143	3	7	0	1	0	0	0	0	0	2	0	0
	Bowie	AA	.000	6	10	0	0	0	0	0	0	0	5	0	0
1997	Frederick	A	.276	12	29	5	8	2	0	1	4	7	4	0	0
	Gulf Coast	R	.286	6	21	1	6	0	0	1	3	1	5	0	0
Minor Lg. Totals			.215	51	121	16	26	4	0	3	14	20	33	2	0

1997: Served as back-up catcher at Frederick and Gulf Coast...Had three 3-hit games, 2 at Frederick and one for Gulf Coast...1996: Played only 33 games but was only player in organization to play with 4 teams last year...Began season with Bluefield on June 18...Went to Bowie 9 days later as injury replacement...Returned to Bluefield July 10 but went to High Desert July 12...Finished last few days of season at Frederick...Personal/Amateur: Graduated from Newton (MA) South HS, where he earned conference MVP honors in baseball as a senior...Attended Providence (RI) College, same school that produced fellow Oriole minor league catcher Jim Foster...Was Big East Conference MVP and earned 3rd team All-American honors in '95...Single...Returned to Providence College as a student in the off-season.

PACHECO, Juan Carlos [SS]

HT: 6-0; WT: 170; B: R; T: R; Signed by: Jim Howard; Born: November 4, 1976, Santo Domingo, DR; Resides: Newark, NJ; Acquired: Orioles 22nd round selection in 1997 Amateur Draft.

Year	Club	CL	AVG	G	AB	R	H	2B	3B	HR	RBI	BB	SO	SB	CS
1997	Bluefield	R	.197	47	132	21	26	3	1	12	11	32	2	4	
Minor Lg. Totals			.197	47	132	21	26	3	1	12	11	32	2	4	

1997: Played 3B (22 games), SS (16) and 2B (9) for Bluefield...Personal/Amateur: Graduated from Newark (NJ) Eastside HS in 1994...Earned 4 letters in baseball and 3 letters in football...Attended Rutgers University-Newark for three years and earned all-conference in baseball all three seasons...Played Little League and American Legion baseball...Once homered at Fenway Park in a summer league game...Works in customer service for NY/NJ Port Authority in off-season.

PARONTO, Chad M. [RHP]

HT: 6-5; WT: 250; B: R; T: R; Signed by: Leo Labossiere; Born: July 28, 1975, Haverhill, NH; Resides: North Haverhill, NH; Acquired: Orioles 8th round selection in 1996 Amateur Draft.

Year	Club	CL	W	L	ERA	G	GS	CG	SHO	SV	IP	H	R	ER	HR	BB	SO
1996	Frederick	A	0	1	4.80	8	1	0	0	0	15.0	11	9	8	0	8	6
	Bluefield	R	1	1	1.69	9	2	0	0	1	21.1	16	4	4	0	5	24
1997	Delmarva	A	6	9	4.74	28	23	0	0	0	127.1	133	95	67	9	56	93
Minor Lg. Totals			7	11	4.34	45	26	0	0	1	163.2	160	108	79	9	69	123

1997: Did not allow an earned run over 3 straight games, including 2 starts, July 18-28 (11.0 IP, 7 H, 0 R)...Went 4-1 with a 2.41 ERA in 7 starts for Perth in the Australian Baseball League following season...1996: Combined for 1-2 record and 2.97 ERA (36.1 IP, 12 ER) between Frederick and Bluefield and held opponents to a .208 average (27-130)...Began pro career June 30 at Bluefield and was promoted to Frederick 12 days later...Did not allow a run in his 1st 5 games at Frederick (10.1 IP)...Returned to Bluefield on Aug. 5 and allowed only 2 earned runs in 13.1 IP (1.35 ERA) with 15 strikeouts in 5 appearances...Personal/Amateur: Played at University of Massachusetts-Amherst...Team advanced to NCAA Regionals in '95 and '96...Graduated from Woodsville (NH) HS, where he played soccer, basketball and baseball...Was all-state in basketball and baseball...Scored more than 1,000 points in basketball and was named New Hampshire's Player of the Year in baseball...His uncle, Dennis Paronto, played in the Braves organization in the 70's...Does carpentry and painting in the off-season...Hobbies are music, sailing and coin collecting.

PARRISH, Jr., John Henry [LHP]

HT: 5-11; WT: 165; B: L; T: L; Signed by: Jim Howard; Born: Nov. 26, 1977, Lancaster, PA; Resides: Lancaster, PA; Acquired: Orioles 25th round selection in 1996 Amateur Draft.

Year	Club	CL	W	L	ERA	G	GS	CG	SHO	SV	IP	H	R	ER	HR	BB	SO
1996	Gulf Coast	R	2	0	1.86	11	0	0	0	2	19.1	13	5	4	0	11	33
	Bluefield	R	2	1	2.70	8	0	0	0	1	13.1	11	6	4	0	9	18
1997	Delmarva	A	3	3	3.84	23	10	0	0	1	72.2	69	39	31	7	32	76
	Bowie	AA	1	0	1.80	1	1	0	0	0	5.0	3	1	1	0	2	3
	Frederick	A	1	3	6.04	5	5	0	0	0	22.1	23	18	15	3	16	17
Minor Lg. Totals			9	7	3.73	48	16	0	0	4	132.2	119	69	55	10	70	147

1997: Combined to go 5-6 with a 4.23 ERA in 29 games (100.0 IP, 95H, 47ER, 50BB, 96K) for Delmarva, Frederick and Bowie...Called up for spot start for Bowie on June 17 at Norwich and won, 5-1, allowing 1st inning run...Went 2-3 with a 5.06 ERA in 10 games for Maui in the Hawaiian Winter

League following season...1996: Combined to go 4-1 with 3 saves and a 2.20 ERA between Gulf Coast and Bluefield (32.2 IP, 8 ER)...Allowed 24 hits, walked 20 and struck out 51...Led Gulf Coast relievers in strikeouts/9 IP (15.36)...Opposing hitters in the 2 leagues batted only .200 (24-120) against him...Personal/Amateur: Graduate of J.P. McCaskey HS in Lancaster...Played football, baseball, and wrestled...Made all-league team as a pitcher/outfielder...Enjoys golf and bowling in his spare time.

PAULINO, Gil M. [OF]

HT: 6-0; WT: 155; B: L; T: L; Signed by: Carlos Bernhardt; Born: January 12, 1981, Ramon Santana, DR; Resides: Ramon Santana, DR; Acquired: Signed as a non-drafted free agent November 7, 1997.

Year	Club	CL	AVG	G	AB	R	H	2B	3B	HR	RBI	BB	SO	SB	CS
1998															

NOTE: Batted .275 in 11 games for San Pedro Orioles in Dominican Winter League.

PAULINO, Modesto [OF]

HT: 6-1; WT: 170; B: L; T: L; Signed by: Patrick Guerrero; Born: July 22, 1980, Bani, DR; Resides: Bani, DR; Acquired: Signed as a non-drafted free agent July 4, 1997, to a 1998 contract.

Year	Club	CL	AVG	G	AB	R	H	2B	3B	HR	RBI	BB	SO	SB	CS
1998															

NOTE: Played in 2 games for San Pedro Orioles in Dominican Winter League, going 3-for-8.

PAXTON, Christopher (Chris) Wayne [CA]

HT: 6-2; WT: 210; B: L; T: R; Signed by: Paul Fryer; Born: Dec. 11, 1976, Tarzana, CA; Resides: Palmdale, CA; Acquired: Orioles 45th round selection in 1995 Amateur Draft.

Year	Club	CL	AVG	G	AB	R	H	2B	3B	HR	RBI	BB	SO	SB	CS
1995	Gulf Coast	R	.226	11	31	1	7	1	1	0	6	1	4	0	0
1996	Bakersfield	COOP	.248	85	270	30	67	14	0	11	39	35	90	0	0
1997	Frederick	A	.267	4	15	1	4	0	0	1	1	0	5	0	0
	Bluefield	R	.303	38	109	19	33	8	0	3	22	19	26	0	0
	Bowie	AA	.136	12	22	1	3	1	0	0	1	1	7	0	0
Minor Lg. Totals			.255	150	447	52	114	24	1	15	69	56	132	0	0

Year	Club	CL	W	L	ERA	G	GS	CG	SHO	SV	IP	H	R	ER	HR	BB	SO
1997	Bowie	AA	0	0	0.00	1	0	0	0	0	2.0	1	0	0	0	0	1
Minor Lg. Totals			0	0	0.00	1	0	0	0	0	2.0	1	0	0	0	0	1

1997: Combined to hit .274 (40-146) at 3 levels...Hit .436 (17-39) over 14-game span July 18-Aug. 1 at Bluefield...Was with Bowie June 13-July 5 and again for 1 game on July 10...Pitched 2 scoreless innings for Baysox at Binghamton on June 20...1996: Caught 39 games, played 20 at 1B and was DH in 28...Batted .129 (4-34) in 1st 12 games, then hit .298 (50-168) over next 58 games thru July 14 to raise average to season-high .271...Went on DL Aug. 7 with a broken foot and was out the rest of the season...1995: Caught all 11 games he played for Sarasota in Gulf Coast League...Personal/Amateur: Is a 1995 graduate of Palmdale (CA) HS...Played baseball, football and basketball there...Was Golden League Player of the Year in '95...Set a California Interscholastic Federation record with 43 doubles...Selected All-SS-CIF catcher by the Los Angeles Times and the Daily News...Enjoys golf, fishing, bowling and collecting baseball cards...Develops trophies and awards in the offseason.

PAZ (PENA), Richard Alexander [SS]

HT: 5-8; WT: 130; B: R; T: R; Signed by: Jesus Halabi; Born: July 30, 1977, Los Teques, Est. Miranda, Venezuela; Resides: Los Teques, Est. Miranda, Venezuela; Acquired: Signed as undrafted free agent, Aug. 3, 1993.

Year	Club	CL	AVG	G	AB	R	H	2B	3B	HR	RBI	BB	SO	SB	CS
1995															
1996	High Desert	A	.176	7	17	2	3	1	0	0	0	1	4	0	0
	Bluefield	R	.294	50	170	42	50	7	0	1	21	42	24	9	4
1997	Delmarva	A	.242	111	389	60	94	14	4	2	48	38	60	15	5
Minor Lg. Totals			.255	168	576	104	147	22	4	3	69	81	88	24	9

1997: Led South Atlantic League SS with .969 fielding pct...Batted .367 in 15 games as DH...1996: His .434 on-base pct. was 2nd in Appalachian League and 12 among all short-season players...Tied for 2nd in Appy with 42

walks...Was batting .314 on Aug. 21 but went 2-for-17 in his last 6 games...Played 27 games at SS, 17 at 3B and 8 at 2B...Was promoted to High Desert briefly, July 31 to Aug. 10...Played 20 consecutive errorless games, July 11-Aug. 16...Played for Magallanes Navigators in Venezuelan League following season, batting .276 (16-56) in 25 games...1994-95: Played for San Pedro de Macoris Orioles in the Dominican Summer League...In '95, he batted .287 in 67 games...Had .949 fielding pct. at shortstop (316 TC, 16 E)...**Personal/Amateur:** Graduated from Dr. Jesus Munoz Tebar HS in Los Teques, Venezuela...Hobbies are dancing, listening to music and camping.

PAZ, Rolando Enrique [RHP]

HT: 6-2; **WT:** 180; **B:** R; **T:** R; **Signed by:** Marco Cobos; **Born:** January 31, 1979, Vacamonte, Panama; **Resides:** Vacamonte, Panama; **Acquired:** Signed as a non-drafted free agent May 19, 1997.

Year	Club	CL	W	L	ERA	G	GS	CG	SHO	SV	IP	H	R	ER	HR	BB	SO
1997		Venezuelan Summer League															

1997: Went 4-6 with a 2.29 ERA in 11 games for Guacara co-op team in Venezuelan Summer League...Was 4th in VSL in ERA and tied for league lead with 6 losses and 9 hit batters...Struck out 50 batters in 55.0 IP, allowing 42 hits and 27 walks...**Personal/Amateur:** Played in Panama's Naitonal "AAA" youth championship tournament before signing.

PEGUERO, Americo [RHP]

HT: 6-0; **WT:** 140; **B:** R; **T:** R; **Signed by:** Carlos Bernhardt; **Born:** May 20, 1977, San Pedro de Macoris, DR; **Resides:** La Romana, DR; **Acquired:** Signed as non-drafted free agent, Dec. 19, 1994.

Year	Club	CL	W	L	ERA	G	GS	CG	SHO	SV	IP	H	R	ER	HR	BB	SO
1995		Dominican Summer League															
1996	Bluefield	R	4	2	2.82	9	9	0	0	0	51.0	38	24	16	6	22	54
1997	Delmarva	A	11	10	4.87	27	26	1	0	0	142.1	152	97	77	14	53	133
Minor Lg. Totals			15	12	4.33	36	35	1	0	0	193.1	190	121	93	20	75	187

1997: Led Delmarva with 11 wins, tied for 2nd in organization...Was 3rd among O's farmhands with 133 strikeouts...Went 7-2 at home...Had a 2.35 ERA in July but only a 2-3 record in 6 starts (38.1 IP, 30 H, 15 R/10 ER, 8 BB, 51 K)...Struck out league-high 14 batters in 7 innings on July 3 at Capital City...Had 11 Ks in 6 innings on July 25 vs. Macon...Went 1-0 with a 1.35 ERA in 4 games for San Pedro Orioles in Dominican Winter League following season...1996: Held Appalachian League hitters to a .204 average (38-186)...Pitched into the 7th inning in 4 of 9 starts...Was Bluefield's Pitcher of the Month in July, going 4-1 with a 2.78 ERA (35.2 IP, 25 H, 11 ER) in 6 starts...Only bad outing of season came July 1 (2 IP, 6 ER)...Season ERA otherwise was 1.84...Combined with Scott Eibey and Gabe Molina to throw 3-0 no-hitter vs. Elizabethton on July 17, hurling 1st 7 innings...Allowed 4 hits in 8 innings in next start, July 23 vs. Bristol, for 2nd straight win...Fanned 10 in both outings...Also pitched 7 shutout innings on July 6 vs. Kingsport and struck out 9...With Azucareros in Dominican Winter League, went 2-0 with 2 saves and a 3.32 ERA in 16 relief appearances...1995: Pitched for San Pedro de Macoris in the Dominican Summer League...Set DSL record with 120 strikeouts...Averaged 10.6 strikeouts per 9-inning game...Fanned league-record 18, including 12 consecutive batters, in beating the Giants on Aug. 28...Needed only 89 pitches to complete the game...Made 13 starts and 2 relief appearances...**Personal/Amateur:** Enjoys playing dominos.

PENA, Cesar A. [SS]

HT: 6-0; **WT:** 155; **B:** S; **T:** R; **Signed by:** Ubaldo Heredia; **Born:** Jan. 10, 1981, Barcelona, Venezuela; **Resides:** Barcelona, Venezuela; **Acquired:** Signed as a non-drafted free agent Nov. 11, 1997.

Year	Club	CL	AVG	G	AB	R	H	2B	3B	HR	RBI	BB	SO	SB	CS
1998		Will be first professional season													

PEREZ, Felipe [CA/OF]

HT: 6-3; **WT:** 190; **B:** R; **T:** R; **Signed by:** Carlos Bernhardt; **Born:** Sep. 2, 1979, Higüey, DR; **Resides:** La Romana, DR; **Acquired:** Signed as a non-drafted free agent Dec. 7, 1996.

Year	Club	CL	AVG	G	AB	R	H	2B	3B	HR	RBI	BB	SO	SB	CS
1997		Dominican Summer League													

1997: Was 2nd on San Pedro Orioles with a .286 (50-175) batting average and 25 RBI in Dominican Summer League...Led team with .455 slugging pct. and .438 on base pct....Tied for 2nd with 3 triples and 2 homers.

PEREZ, Jesse James [IF]

HT: 6-4; **WT:** 175; **B:** S; **T:** R; **Signed by:** Orlando Alvarez & Dean Decillis; **Born:** July 19, 1978, Mayaguez, PR; **Resides:** Mayaguez, PR; **Acquired:** Orioles 23rd round selection in 1996 Amateur Draft.

Year	Club	CL	AVG	G	AB	R	H	2B	3B	HR	RBI	BB	SO	SB	CS
1996	Gulf Coast	R	.173	36	104	9	18	3	0	0	10	7	33	2	3
1997	Gulf Coast	R	.227	35	110	12	25	1	1	0	7	7	39	1	4
Minor Lg. Totals			.201	71	214	21	43	4	1	0	17	14	72	3	7

1997: Played mostly 3B at Gulf Coast...Batted .286 (14-49) at home and only .180 (11-61) on the road...1996: Hit 100 points higher in August than he did in July...Played mostly SS...**Personal/Amateur:** Graduate of Eugenio Maria de Hostos HS in Mayaguez.

PEREZ, Norberto Francisco [RHP]

HT: 6-4; **WT:** 175; **B:** R; **T:** R; **Signed by:** Carlos Bernhardt; **Born:** Oct. 10, 1977, Santa Cruz de El Seibo, DR; **Resides:** El Seybo, DR; **Acquired:** Signed as a non-drafted free agent, July 15, 1995.

Year	Club	CL	W	L	ERA	G	GS	CG	SHO	SV	IP	H	R	ER	HR	BB	SO
1995		Dominican Summer League															
1996		Dominican Summer League															
1997	Bluefield	R	3	5	3.46	10	10	0	0	0	54.2	52	29	21	5	16	58
Minor Lg. Totals			3	5	3.46	10	10	0	0	0	54.2	52	29	21	5	16	58

1997: Was 8th in Appalachian League with 3.46 ERA...Held opposing batters to a .224 average (52-232)...Allowed only 11.2 runners/9 IP...For Sanm Pedro Orioles in Dominican Winter League following season, went 3-1 with a 3.29 ERA in 5 relief appearances...1995-96: Pitched for San Pedro de Macoris in the Dominican Summer League...In '96 he was 4-3 with a 3.94 ERA in 14 starts...Was 3rd in DSL in innings pitched (93.2) and 5th in strikeouts with 75.

PEREZ, Richard Alex [OF]

HT: 6-0; **WT:** 155; **B:** R; **T:** R; **Signed by:** Carlos Bernhardt; **Born:** Feb. 18, 1978, San Pedro de Macoris, Dominican Republic; **Resides:** San Pedro de Macoris, DR; **Acquired:** Signed as a non-drafted free agent, June 1, 1995.

Year	Club	CL	AVG	G	AB	R	H	2B	3B	HR	RBI	BB	SO	SB	CS
1995		Dominican Summer League													
1996	Gulf Coast	R	.254	41	138	25	35	5	2	3	18	12	34	10	5
1997	Bluefield	R	.173	20	52	11	9	3	0	0	5	6	17	6	0
	Delmarva	A	.235	27	68	9	16	5	2	0	8	9	21	5	2
Minor Lg. Totals			.233	88	258	45	60	13	4	3	31	27	72	21	7

1997: Batted .208 (25-120) combined between Bluefield and Delmarva...1996: Batted .391 (9-23) in June...Hit .328 (21-64) on the road and .189 (14-74) at home...Finished season with 7-game hitting streak (.375, 9-24) including 2 HR...1995: Played for San Pedro de Macoris in the Dominican Summer League...Batted .307 (67-218) in 60 games, with 6 doubles, 4 triples and 3 homers...**Personal/Amateur:** Enjoys fishing.

PICKERING, Calvin E. [1B]

HT: 6-5; **WT:** 283; **B:** L; **T:** L; **Signed by:** Harry Shelton; **Born:** Sept. 29, 1976, St. Thomas, Virgin Islands; **Resides:** Temple Terrace, FL (near Tampa); **Acquired:** Orioles 35th round selection in 1995 Amateur Draft.

Year	Club	CL	AVG	G	AB	R	H	2B	3B	HR	RBI	BB	SO	SB	CS
1995	Gulf Coast	R	.500	15	60	8	30	10	0	1	22	2	6	0	0
1996	Bluefield	R	.325	60	200	45	65	14	1	18	66	28	64	8	2
1997	Delmarva	A	.311	122	444	88	138	31	1	25	79	53	139	6	3
Minor Lg. Totals			.331	197	704	141	233	55	2	44	167	83	209	14	5

1997: Ranked among South Atlantic League leaders in slugging (.455, 2nd), homers (25, 3rd), extra base hits (57, 5th) and batting average (.311, 7th)...Led team in each category except extra base hits (2nd to Ryan Minor)...Led Orioles farmhands in homers and was 4th in RBI and 6th in batting average...Was hitting only .258 (42-163) thorough May with 6 HR...Batted .426 (26-61) in June, including 3 consecutive 3-hit games June 10-12...Hit .343 (35-102) in July...Had 5 multi-homer games, including back-to-back contests June 14-15 at Fayetteville...Played for Maui Stingrays in Hawaiian Winter League and

was co-league leader with 10 HR, 6th in batting (.301, 46-153) and 2nd in on-base pct. (.426) and slugging (.558)...1996: Was named Orioles organization's Player of the Year, the 1st Rookie League player so honored since award's inception in '79...Led Appy League in homers (18), RBI (66), total bases (135), extra base hits (33), slugging pct. (.675) and intentional walks (4) and finished 4th with a .325 batting average...Was named to league's post-season All-Star team...Was tied for 3rd among short-season players with 18 homers, tied for 4th with 66 RBI, and 2nd in slugging pct. (.675)...His 13 homers in August tied High Desert's Chris Kirgan for organization high for month and was 2nd among all minor leaguers...Named Howe SportsData's Star of Stars for Appalachian League for overall statistical performance...Twice was named Appy Player of the Week: Aug. 5-11, when he batted .444 (12-27) with 4 HR, 9 runs and 10 RBI; and Aug. 19-25, when he hit .400 (10-25) with 5 HR, 8 runs and 12 RBI...Had 18 multi-hit games...Finished year with 9-game hitting streak, Aug. 18-27, batting .471 (16-34) with 7 HR, 10 runs and 20 RBI...Drove in 6 RBI Aug. 23 vs. Bristol Was Bluefield's Player of the Month in both July and August...1995: Hit safely in 14 of 1st 15 games including a 13-game hitting streak (28-54) Aug. 12-25...Earned 2 GCL Player of the Week Awards in August...Personal/Amateur: Grew up in the U.S. Virgin Islands and came to the United States while in high school...Graduated in 1995 from King HS in Tampa, FL...Enjoys working out and swimming...Very agile for his size.

RAMIREZ, Enrique Art [RHP]

HT: 6-2; WT: 180; B: R; T: R; Signed by: Carlos Bernhardt; Born: Aug. 15, 1979, El Seibo, DR; Resides: El Seibo, DR; Acquired: Signed as a non-drafted free agent Dec. 7, 1996.

Year	Club	CL	W	L	ERA	G	GS	CG	SHO	SV	IP	H	R	ER	HR	BB	SO
1997	Dominican Summer League																

1997: Went 2-1 with a 5.35 ERA in 10 games for San Pedro Orioles in the Dominican Summer League...Made 5 starts...Pitched 37.0 innings, allowing 47 hits and 22 walks with 26 strikeouts...Pitched in Dominican Winter League, going 1-2 with a 4.31 ERA in 11 games for San Pedro Orioles.

RAMIREZ, Frank [1B]

HT: 6-2; WT: 175; B: R; T: R; Signed by: Carlos Bernhardt; Born: Dec. 15, 1979, San Pedro de Macoris, DR; Resides: San Pedro de Macoris, DR; Acquired: Signed as a non-drafted free agent July 12, 1996.

Year	Club	CL	AVG	G	AB	R	H	2B	3B	HR	RBI	BB	SO	SB	CS
1997	Dominican Summer League														

1997: Batted .182 (2-11) in 6 games for San Pedro Orioles in Dominican Summer League...Had 1 home run and 3 RBI.

RAMIREZ, Luis [OF]

HT: 6-3; WT: 180; B: R; T: R; Signed by: Dean Decillis; Born: Sep. 26, 1978, Arroyo, PR; Resides: Arroyo, PR; Acquired: Orioles 9th round selection in 1996 Amateur Draft.

Year	Club	CL	AVG	G	AB	R	H	2B	3B	HR	RBI	BB	SO	SB	CS
1996	Gulf Coast	R	.160	41	131	13	21	4	3	0	12	7	47	1	2
1997	Gulf Coast	R	.237	45	156	24	37	5	5	1	24	12	49	5	2
Minor Lg. Totals			.202	86	287	37	58	9	8	1	36	19	96	6	4

1997: Was 2nd in Gulf Coast League with 5 triples...Batted .318 while playing OF...Also played 3B and DH...1996: Did not commit an error in 62 chances in the outfield...Had a 4-game hitting streak, Aug. 7-12, batting .333 (5-15)...Personal/Amateur: Graduate of Puerto Rico's Carmen B. Huy HS.

RATLIFF, Craig Venson [RHP]

HT: 6-7; WT: 215; B: R; T: R; Signed by: Marc Ziegler; Born: Jan. 19, 1978, Floyd Co., KY; Resides: West Van Lear, KY; Acquired: Orioles 37th round selection in 1996 Amateur Draft and signed to 1997 contract.

Year	Club	CL	W	L	ERA	G	GS	CG	SHO	SV	IP	H	R	ER	HR	BB	SO
1997	Gulf Coast	R	2	5	2.75	12	12	0	0	0	59.0	60	26	18	2	32	50
Minor Lg. Totals			2	5	2.75	12	12	0	0	0	59.0	60	26	18	2	32	50

1997: Finished 10th in Gulf Coast League with 2.75 ERA...Allowed 2 ER over a span of 5 starts July 9-Aug 9, going 2-2 (26.0 IP, 25 H, 8 R, 2 ER, 10BB, 22 K)...Was 3rd in GCL with a 1.78 ERA until final game of season, when he allowed 7 ER in 3.1 IP in an 8-3 loss to Pirates on Aug. 26...Per-

sonal/Amateur: Graduated from Paintsville (KY) Independent HS...Played on state championship basketball team and was 1st-team all-state his final 2 years...Also made all-state as a pitcher...Enjoys basketball and golf...Married to the former Amber LeMaster (12/14/96)...Her father, Johnnie LeMaster, was an infielder with four teams, 1975-87.

REED, Daniel (Dan) K. [LHP]

HT: 6-3; WT: 195; B: R; T: L; Signed by: Ed Sprague; Born: Oct. 20, 1974, McLean, VA (outside Washington, DC); Resides: Rochester, MN; Acquired: Orioles 21st round pick in 1995 Amateur Draft.

Year	Club	CL	W	L	ERA	G	GS	CG	SHO	SV	IP	H	R	ER	HR	BB	SO
1995	Bluefield	R	1	0	2.57	6	1	0	0	1	14.0	10	5	4	1	5	11
1996	Bakersfield	COOP	2	4	5.00	20	7	0	0	0	68.1	83	52	38	4	36	48
	High Desert	R	4	0	4.76	17	6	0	0	0	51.0	53	28	27	7	22	43
1997	Frederick	A	10	10	4.21	28	27	2	0	0	173.1	189	104	81	14	75	108
Minor Lg. Totals			17	14	4.40	71	41	2	0	1	306.2	335	189	150	26	138	210

1997: Led Frederick with 10 wins and 173.1 innings...Was organizational leader in IP and tied for 5th in wins...Was 3rd in Carolina League in innings pitched...Led all minor leaguers by winning his 1st 7 starts thru May 6 (49.0 IP, 38 H, 16 R, 14 ER, 14 BB, 31 K)...After his 7-0 start, he did not win his next game until June 25 and won only 3 of his next 13...1996: Spent season in California League, starting at Bakersfield before moving to High Desert on June 24...In 24 relief appearances, was 1-1 with a 6.55 ERA (44 IP, 57 H, 37 ER)...As starter, went 5-3 with a 3.94 ERA (75.1 IP, 79 H, 33 ER)...In 6 appearances, July 11-30, pitched to a 1.37 ERA allowing 2 earned runs in 13.2 IP...1995: Made 1 start in 6 appearances for Bluefield...Personal/Amateur: Graduated from Gonzaga HS in Washington, DC...Is 1 of 5 current Orioles to have played at Stanford...Joins Mike Mussina and Jeffrey Hammonds (both on the major league roster) and fellow minor league pitchers Matt Marengi and Brian Sackinsky as ex-Cardinals currently in the Orioles system...Married to the former Ann Sheehy (9/20/96)...Is a patient service representative for the Mayo Clinic in the off-season and teaches a baseball clinic in Rochester, MN.

REYES, Luis M. [CA]

HT: 5-10; WT: 175; B: R; T: R; Signed by: Patrick Guerrero; Born: Nov. 3, 1980, Santiago, DR; Resides: Santiago, DR; Acquired: Signed as a non-drafted free agent Nov. 28, 1997.

Year	Club	CL	AVG	G	AB	R	H	2B	3B	HR	RBI	BB	SO	SB	CS
1998	Will be first professional season														

RHODES, Joseph (Joey) Carl [RHP]

HT: 6-4; WT: 190; B: R; T: R; Signed by: Jim Gilbert; Born: Jan. 8, 1975, Hendersonville, NC; Resides: Hendersonville, NC; Acquired: Signed as an undrafted free agent, July 20, 1994.

Year	Club	CL	W	L	ERA	G	GS	CG	SHO	SV	IP	H	R	ER	HR	BB	SO
1994	Gulf Coast	R	2	1	7.98	8	1	0	0	0	15.0	19	14	13	1	9	10
1995	Frederick	A	0	1	4.50	2	1	0	0	0	6.0	8	3	3	0	2	2
	Gulf Coast	R	4	2	3.04	13	11	0	0	0	71.0	72	36	24	0	28	43
1996	High Desert	R	5	9	5.11	25	21	0	0	0	123.1	133	85	70	13	66	81
	Bowie	AA	2	1	1.50	4	1	0	0	0	12.0	6	2	2	0	5	9
1997	Frederick	A	7	11	5.45	28	22	0	0	0	117.1	130	86	71	16	61	75
Minor Lg. Totals			20	25	4.78	80	57	0	0	0	344.2	368	226	183	30	171	220

1997: Went 2-0 with a 3.75 ERA in 6 relief appearances...Won games in 3 straight outings, June 7-15...Struck out 10 batters in 7 innings on July 12 at Wilmington...1996: Overall 4.79 ERA was 8th best among Oriole minor leaguers with 92 or more IP...Went 6 or more innings 11 times in 21 starts at High Desert...Promoted to Bowie on Aug. 20...In 1st 3 AA appearances, all in relief, worked 9 scoreless innings allowing only 4 hits and winning 2...Lost his only start, Sep. 1, allowing 2 earned runs in 3 innings...Pitched in 3 games for Perth in Australian Winter League...1995: Finished 2nd in Gulf Coast League with 71.0 innings pitched...Allowed 3 earned runs or less in 10 of his 11 starts in GCL...Overall, compiled 4-3 record and a 3.16 ERA in 15 games, 12 starts (77.0 IP, 27 ER)...1994: Beat GCL White Sox in pro debut, July 31, with 2 scoreless innings in relief...Allowed 7 R, 6H, 4 BB in 2 IP in lone start, Aug. 22 vs. GCL Pirates...Personal/Amateur: Graduated from East Henderson (NC) HS in 1993...Was MVP in both baseball and football...Passed for over 3,200 yards in 2 years...Also played 2 years of basketball...Went 22-0 in Little League...Also played in Babe Ruth program (13-15)...Was playing semi-pro

ball with Brunswick Orioles in Maryland when he signed with O's organization...Was 9-0 with 2 saves and a 2.02 ERA for Brunswick...Pitched perfect game in amateur ball.

RIVERA, Roberto Erasmo [OF]

HT: 6-2; **WT:** 160; **B:** R; **T:** R; **Signed by:** Carlos Bernhardt; **Born:** Nov. 25, 1976, La Romana, DR; **Resides:** La Romana, DR; **Acquired:** Signed as undrafted free agent, Jan. 5, 1994.

Year	Club	CL	AVG	G	AB	R	H	2B	3B	HR	RBI	BB	SO	SB	CS
1994															
1995	Gulf Coast	R	.293	42	150	21	44	7	3	3	26	10	38	6	3
1996	Gulf Coast	R	.625	4	8	7	5	1	1	0	2	3	1	3	0
	Bluefield	R	.215	46	158	20	34	7	0	5	26	10	54	14	2
1997	Delmarva	A	.153	17	59	6	9	0	1	2	5	1	20	1	2
	Frederick	A	.226	16	53	8	12	1	0	1	8	3	16	1	1
	Bluefield	R	.318	50	192	28	61	20	2	3	27	13	43	6	6
Minor Lg. Totals			.266	175	620	90	165	36	7	14	94	40	172	31	14

1997: Started season at Delmarva before moving to Frederick and then Bluefield...Led Bluefield with .318 average, 18th in Appalachian League...Was 4th in Appy League with 20 doubles...Hit in 15 of last 16 games, including 5-hit game on August 19 at Bristol...Played for Azucareros in Dominican Winter League following season, batting .185 in 24 games...**1996:** Moved to Bluefield after 4 games at Gulf Coast...Was batting .287 in 26 games thru Aug. 4, then batted only .088 (9-102) in his final 20 games...Hit 2 grand slams, July 20 vs. Martinsville and Aug. 9 vs. Kingsport...**1995:** Batted .400 (18-45) in June and .343 (12-35) in August, but only .200 (14-70) in July...His 150 at bats were 2nd on club...**1994:** Played for San Pedro de Macoris Orioles (Dominican Summer League)...**Personal/Amateur:** Played Little League and Babe Ruth League baseball...Attended Liceo Medio de Reforma HS...Plays dominoes as a hobby...Has a brother who signed with Pirates.

RODRIGUEZ (Gutierrez), Frei [1B]

HT: 6-2; **WT:** 198; **B:** R; **T:** R; **Signed by:** Arturo Sanchez; **Born:** Sept. 5, 1978, Barquisimeto, Venezuela; **Resides:** Barquisimeto, Venezuela; **Acquired:** Signed as a non-drafted free agent, Sept. 16, 1995.

Year	Club	CL	AVG	G	AB	R	H	2B	3B	HR	RBI	BB	SO	SB	CS
1995															
1996															
1997															

1997: Batted .091 (5-55) in 25 games for Guacara co-op team in Venezuelan Summer League...Had 1 double and 5 RBI...**1996:** Played for San Pedro Orioles in Dominican Summer League...Batted .150 (3-20) in 8 games, with 1 double and 1 RBI.

ROGERS, Edward A. [SS]

HT: 6-1; **WT:** 165; **B:** R; **T:** R; **Signed by:** Carlos Bernhardt; **Born:** August 10, 1981, San Pedro de Macoris, DR; **Resides:** San Pedro de Macoris, DR; **Acquired:** Signed as non-drafted free agent November 1, 1997.

Year	Club	CL	AVG	G	AB	R	H	2B	3B	HR	RBI	BB	SO	SB	CS
1998															

Will be first professional season

ROGERS, Jason Matthew [LHP]

HT: 6-6; **WT:** 220; **B:** L; **T:** L; **Signed by:** Ed Sprague; **Born:** Apr. 5, 1973, Norwalk, CA (LA area); **Resides:** Reno, NV; **Acquired:** Orioles 4th round selection in 1994 Amateur Draft.

Year	Club	CL	W	L	ERA	G	GS	CG	SHO	SV	IP	H	R	ER	HR	BB	SO
1994	Bluefield	R	1	2	2.31	9	8	0	0	0	39.0	39	14	10	0	10	30
1995	Frederick	A	1	3	4.32	15	14	1	0	0	66.2	64	38	32	1	45	39
	High Desert	A	1	3	7.83	5	5	0	0	0	23.0	32	26	20	0	18	10
1996	Frederick	A	7	8	5.48	31	18	1	0	0	115.0	136	87	70	8	62	87
1997	Frederick	A	5	3	5.73	36	5	0	0	0	70.2	68	46	45	6	48	57
Minor Lg. Totals			15	19	5.07	96	50	2	0	0	314.1	339	211	177	15	183	223

1997: Had a 2.60 ERA in 8 games, all in relief, in April (17.1 IP, 5 ER)...Pitched 8.1 scoreless innings over 2 consecutive relief outings, April 17 and 20...Had a 2.16 ERA in 7 relief appearances in August (8.1 IP, 2 ER)...**1996:** Was 6-7 in 18 starts for Frederick, with a 5.36 ERA (92.1 IP, 115 H, 55 ER)...Was 1-1 with a 5.96 ERA (22.2 IP, 21 H, 15 ER) in 13 relief appearances...Threw 1st complete game of his career April 29 vs. Prince William, 1 of only 3 games he pitched as many as 6 innings...Was tied for 4th in Carolina League with 62 walks allowed...Tied for league lead in putouts by pitcher (16)...Opponents

hit .294 (136-463)...**1995:** Made 19 starts overall between Keys and Mavericks...Was 2-6 with a 5.22 ERA (89.2 IP, 52 ER)...**1994:** Pitched career-high 7 innings in his last start, Aug. 25, at Bluefield vs. Danville (Atl)...**Personal/Amateur:** Played Little League, Babe Ruth League and American Legion baseball as a youth in Reno...Graduated from McQueen (NV) HS, where he earned 3 letters for baseball and basketball...Attended the University of Nevada-Reno, where he pitched for 3 seasons...Married to the former Melissa Smith (1/21/95)...Enjoys camping and fishing.

ROJAS, Ysaías [OF]

HT: 6-2; **WT:** 165; **B:** R; **T:** R; **Signed by:** Carlos Bernhardt; **Born:** Oct. 19, 1978, San Jose de Los Llanos, DR; **Resides:** San Pedro de Macoris, DR; **Acquired:** Signed as a non-drafted free agent March 20, 1996.

Year	Club	CL	AVG	G	AB	R	H	2B	3B	HR	RBI	BB	SO	SB	CS
1996															
1997															

Dominican Summer League
Dominican Summer League

1997: Batted .268 (52-194) in 59 games for San Pedro Orioles in Dominican Summer League...Drove in 22 RBI...Led team with 27 walks...Was 2nd with 16 stolen bases and 59 games played...For San Pedro Orioles in Dominican Winter League following season, batted .245 (15-61) in 31 games...**1996:** Hit .247 (38-154) in 50 games for San Pedro Orioles in Dominican Summer League...Had 4 doubles, a triple, 2 HR and 22 RBI.

ROMERO, Jordan Thomas [RHP]

HT: 6-1; **WT:** 170; **B:** R; **T:** R; **Signed by:** Ed Sprague; **Born:** October 8, 1976, Mt. View, CA; **Resides:** San Jose, CA; **Acquired:** Orioles 15th round selection in 1997 Amateur Draft.

Year	Club	CL	W	L	ERA	G	GS	CG	SHO	SV	IP	H	R	ER	HR	BB	SO
1997	Bluefield	R	1	3	6.51	12	5	0	0	0	27.2	31	20	20	0	17	38
Minor Lg. Totals			1	3	6.51	12	5	0	0	0	27.2	31	20	20	0	17	38

1997: Made 6 relief appearances before starting in 5 of 6 appearances in August...As starter, went 1-2 with a 8.38 ERA (19.1 IP, 25 H, 18 R/ER)...Pitched complete game 4-hit shutout to beat Pulaski 8-0 in Game 1 of Best-of-3 Appy League Championship Series, walking 1 and striking out 12...**Personal/Amateur:** Was 2nd team all-conference for DeAnza (CA) College...Attended Lynnbrook HS for 3 years before graduating from South Tahoe HS in '94...Played baseball at both...Was captain and MVP at South Tahoe as a senior...Played for Nevada's state Babe Ruth League champs in '94...Also played American League baseball...Enjoys basketball and video games.

RYBA, Jason Paul [RHP]

HT: 6-3; **WT:** 190; **B:** R; **T:** R; **Signed by:** Marc Zeigler; **Born:** October 5, 1978, Parma, OH; **Resides:** Brooklyn Heights, OH; **Acquired:** Orioles 19th round selection in 1997 Amateur Draft.

Year	Club	CL	W	L	ERA	G	GS	CG	SHO	SV	IP	H	R	ER	HR	BB	SO
1997	Gulf Coast	R	3	4	4.60	14	8	1	0	1	43.0	51	33	22	3	19	30
Minor Lg. Totals			3	4	4.60	14	8	1	0	1	43.0	51	33	22	3	19	30

1997: Allowed 1 ER in his 1st six pro outings, going 1-0 with a 0.69 ERA (13.0 IP, 9 H, 3 R, 1 ER, 3 BB, 14 K)...Had a 2.60 ERA through July in 10 games including 5 starts...Pitched complete game on Aug. 5 at Pirates but lost, 2-0...**Personal/Amateur:** Was a three-sport star at Cuyahoga Heights HS...In baseball, won all-conference, all-district and all-state honors...As a wide receiver in football, was all-district and 1st team all-Ohio while being named offensive player of the year in the Cleveland area...Was a 2nd team all-Ohio selection in basketball...Enjoys sports, cars and motorcycles...Works in landscaping and coaches a youth basketball team in the off-season.

SACKINSKY, Brian Walter [RHP]

HT: 6-4; **WT:** 220; **B:** R; **T:** R; **Signed by:** Ed Sprague; **Born:** June 22, 1971, Pittsburgh, PA; **Resides:** Bethel Park, PA; **Acquired:** Orioles 2nd selection in 1992 Amateur Draft.

Year	Club	CL	W	L	ERA	G	GS	CG	SHO	SV	IP	H	R	ER	HR	BB	SO
1992	Frederick	A	0	3	13.06	5	3	0	0	0	10.1	20	15	15	3	6	10
	Bluefield	R	2	2	3.58	5	5	0	0	0	27.2	30	15	11	0	9	33
1993	Albany	A	3	4	3.20	9	8	0	0	0	50.2	50	29	18	2	16	41
	Frederick	A	6	8	3.20	18	18	1	0	0	121.0	117	55	43	13	37	112
1994	Bowie	AA	11	7	3.36	28	26	4	0	0	177.0	165	73	66	24	39	145
1995	Rochester	AAA	3	3	4.60	14	11	0	0	0	62.2	70	33	32	6	10	42
1996	Gulf Coast	R	1	0	5.19	3	1	0	0	0	8.2	11	6	5	0	1	3
	Rochester	AAA	7	3	3.46	14	13	1	0	0	67.2	75	28	26	12	15	38
	BALTIMORE	AL	0	0	3.86	3	0	0	0	0	4.2	6	2	2	1	3	2
1997	Rochester	AAA	1	0	5.11	2	2	0	0	0	12.1	12	7	7	3	3	6
Minor Lg. Totals			34	30	3.73	98	87	6	0	0	538.0	550	261	223	63	136	430
BALTIMORE Totals			0	0	3.86	3	0	0	0	0	4.2	6	2	2	1	3	2
American League			0	0	3.86	3	0	0	0	0	4.2	6	2	2	1	3	2
National League			-	-	-	-	-	-	-	-	-	-	-	-	-	-	-
ML Totals			0	0	3.86	3	0	0	0	0	4.2	6	2	2	1	3	2

1997: Made two starts for Rochester before undergoing "Tommy John" surgery on his right elbow on May 1...Missed the remainder of the season...Started first game ever at Frontier Field in Rochester on April 11...1996: Placed on Orioles' 40-man roster...Made 1 relief appearance and 1 start for Rochester before being recalled by Orioles on April 20...Struck out Rangers' Juan Gonzalez in his major league debut...Returned to Rochester 5 days later and made 3 starts before going on disabled list in mid-May...Rehabbed with Gulf Coast Orioles before returning to Red Wings July 17...Went 6-1 with a 3.47 ERA in 9 starts after return...1995: Went 3-0 with a 2.38 ERA (41.2 IP, 11 ER) in his 1st 10 appearances, then 0-3 with a 9.00 ERA (21 IP, 21 ER) in his last 4 starts...Was on DL twice...His season ended in mid-July when he underwent arthroscopic surgery to remove bone chips in his right elbow...1994: Finished 10th in Eastern League with a 3.36 ERA and 3rd with 177 IP...Named Orioles Minor League Pitcher of the Month for May, going 4-0 with a 3.07 ERA...1993: Combined to go 9-12 with a 3.20 ERA at Albany and Frederick...Ranked 3rd among O's farmhands with 153 strikeouts and 5th with 171.2 IP...Finished 10th in Carolina League with 3.20 ERA...Pitched at least 5 innings in all 18 starts at Frederick...1992: Started pro career at Frederick but transferred to Bluefield on Aug. 1...Fanned season-high 9 batters in Appalachian League playoff game vs. Elizabethton...Personal/Amateur: Was a 4-sport letterman (baseball, basketball, football and golf) at South Park HS in Library, PA...Was a high school All-America in baseball...Played Little League and American Legion baseball in Pittsburgh...Pitched for U.S. Junior National Team in 1989, striking out 20 batters vs. Brazil...Originally selected by Orioles in 39th round of 1989 June draft but went to Stanford instead...Earned degree in economics and played on same Cardinal team as current Orioles Jeffrey Hammonds and Mike Mussina...Named to freshman All-America team...Married in 1995 to the former Patty DelSanto.

SALAZAR, Luis Enrique [INF]

HT: 6-1; WT: 165; B: R; T: R; Signed by: Arturo Sanchez; Born: Nov. 18, 1979, San Felix, Venezuela; Resides: San Felix, Venezuela; Acquired: Signed as a non-drafted free agent Oct. 10, 1996.

Year	Club	CL	AVG	G	AB	R	H	2B	3B	HR	RBI	BB	SO	SB	CS
1997	Venezuelan Summer League														

1997: Batted .246 (16-65) in 27 games for Guacara co-op team in Venezuelan Summer League...Had 4 doubles, 1 triple and 12 RBI.

SANEAX, Francisco [RHP]

HT: 6-3; WT: 175; B: R; T: R; Signed by: Carlos Bernhardt; Born: Nov. 24, 1979, El Seybo, DR; Resides: La Romana, DR; Acquired: Signed as a non-drafted free agent July 2, 1996, to a 1997 contract.

Year	Club	CL	W	L	ERA	G	GS	CG	SHO	SV	IP	H	R	ER	HR	BB	SO
1997	Dominican Summer League																

NOTE: Is 1 of 2 RHPs named Francisco Saneaux born in El Seybo, DR, in Orioles organization...Francisco (Francis) Antonio Saneaux, a cousin, is on the Orioles' 40-man roster.

1997: Went 2-2 with a 2.52 ERA in 12 games for San Pedro Orioles in Dominican Summer League...Made 10 starts and had 1 complete game...Led staff with 64.1 innings...Allowed 45 H, 18 ER, 28 BB and tied for team lead with 61 strikeouts...Also had 1 save in 2 relief outings.

SENA, Sonel [CA]

HT: 6-0; WT: 170; B: R; T: R; Signed by: Carlos Bernhardt; Born: July 28, 1981, La Romana, DR; Resides: La Romana, DR; Acquired: Signed as a non-drafted free agent November 7, 1997.

Year	Club	CL	AVG	G	AB	R	H	2B	3B	HR	RBI	BB	SO	SB	CS
1998	Will be first professional season														

SHEPHERD, Alvie Jr. [RHP]

HT: 6-7 WT: 220; B: R; T: R; Signed by: Lane Decker; Born: May 12, 1974, Berwyn, IL; Resides: Bellwood, IL; Acquired: Orioles 1st round selection (22nd overall) in the 1995 Amateur Draft.

Year	Club	W	L	ERA	G	GS	CG	SHO	SV	IP	H	R	ER	HR	BB	SO
1995	Signed but did not play-1															
1996	Frederick	6	5	5.59	41	6	0	0	10	96.2	112	67	60	13	47	104
1997	Bowie	10	6	5.33	22	19	0	0	0	106.1	98	68	63	19	57	80
Minor Lg. Totals		16	11	5.45	63	25	0	0	10	203.0	210	135	123	32	104	184
BALTIMORE Totals		-	-	-	-	-	-	-	-	-	-	-	-	-	-	-
American League		-	-	-	-	-	-	-	-	-	-	-	-	-	-	-
National League		-	-	-	-	-	-	-	-	-	-	-	-	-	-	-
ML Totals		-	-	-	-	-	-	-	-	-	-	-	-	-	-	-

1-Selected as Orioles 1st round selection (22nd overall) in June 1995 draft...Signed to a 1996 contract.

1997: Tied for AA Bowie team lead with 10 wins...Was also tied for 5th among Orioles farmhands...Made 1st 3 appearances out of bullpen, then made 19 starts...Was 5-1 with a 3.22 ERA (44.2IP, 16 ER) through June 5...Allowed 17 ER in 3.2 innings over consecutive starts June 15-20...ERA otherwise was 3.86 for season...Won 5 of final 8 starts...Walked 39 in 1st 53.1IP but only 18 in final 53.0IP...Went on disabled list Aug. 8 with back spasms and did not pitch remainder of season...Rated Orioles 8th best prospect by *Baseball America*...1996: Named as Orioles 7th Best Prospect by *Baseball America*...Used out of the bullpen in his first 34 outings for the Keys then started six of seven games beginning August 4...In relief he was 4-4 with 10 saves and a 6.29 ERA...Was 6th in the Carolina League with 30 relief points and 4th in O's farm system with 10 saves...As a starter went 2-1 with a 3.86 ERA...Pitched exactly 5.0 innings in five of his starts and 3.0 in the other...On August 28 vs. Winston-Salem he struck out a career-high 11 batters in 5.0 innings...Following the season, Alvie was used as a starter for Perth of the Australian Winter League and went 5-0 with a 3.32 ERA in nine starts, including two complete games...1995: Signed in August to a 1996 contract...Pitched for Maui Stingrays in the Hawaiian Winter League and was voted to league's All-Star team...Earned save in championship game...Personal/Amateur: Graduated in 1992 from Proviso West HS in Hillside, IL...Was 1st team All-State...Two-time team MVP...As a senior, set school-records for strikeouts (129) and ERA (0.53)...Set school career records with 22 wins, 284 strikeouts, a 1.07 ERA and 9 home runs...Also earned All-Conference honors in basketball and football...Drafted in 32nd round by Angels but went to U. of Nebraska instead...Had 3-year record of 7-15 with 6 saves and a 6.04 ERA for Cornhuskers...Pitched in 51 games, including 23 starts...As a junior, made 21 of 23 appearances out of bullpen, going 2-5 with 5 saves...As sophomore and junior, he also played 1st base and DH for Nebraska, hitting 21 homers in 2 years...Batted .343 with 12 homers and 70 RBI as a junior...Often came in to pitch with no warm-ups after playing 1st base...Rated by *Baseball America* as collegian with "Best Velocity" in '95 draft...Pitched in Alaskan Summer League before signing and was voted best prospect by the league's managers...Single.

SHORT, Richard (Rick) Ryan [2B/3B]

HT: 6-0; WT: 190; B: R; T: R; Signed by: Fred Peterson; Born: Dec. 6, 1972, Elgin, IL (due west of Chicago); Resides: Peoria, IL; Acquired: Orioles 33rd selection in 1994 Amateur Draft.

Year	Club	CL	AVG	G	AB	R	H	2B	3B	HR	RBI	BB	SO	SB	CS
1994	Bluefield	R	.301	64	229	39	69	8	0	4	35	22	23	4	6
1995	Bluefield	R	.282	11	39	9	11	2	0	2	12	2	1	2	1
	Frederick	A	.077	5	13	1	1	0	0	0	2	1	2	1	0
	High Desert	A	.418	29	98	14	41	3	0	4	12	10	5	1	2
1996	Frederick	A	.312	126	474	68	148	33	0	3	54	29	44	12	7
1997	Frederick	A	.319	126	480	73	153	29	1	10	72	38	44	10	7
Minor Lg. Totals			.317	361	1333	204	423	75	1	23	187	102	119	30	23

1997: Led Carolina League with .319 batting average...Was 2nd in league and 3rd in Orioles organization with 153 hits...Named to Carolina League All-Star team at 2B...Played both 2B (63 games) and 3B (54)...Hit .429 (33-77) in June...1996: His .312 BA was 11th among all full-season 3Bs in minors and 4th best at Class A level, but still only 2nd best at 3B in organization behind Mike Berry's .354 (High Desert), which led all minors...Was 3rd in Carolina League in batting and 5th overall in Orioles organization...Tied for 2nd in league in hits (148)...Finished 2nd in league with 33 doubles and with only 1 strikeout every 11.75 plate appearances, 13th best ratio among Class A players...Named as utility infielder on Carolina League's post-season all-star team...Set Keys records with 33 doubles and a 22-game hitting streak (.472, 42-89), June 28-July 23...Primarily played 3B, but also played 2B and SS...Batted .357 (82-230) in 65 games from June 28 to end of season...Batted .411 (39-95) in July, 5th best average in minors for the month...Batted .296 (42-142) vs. lefties and .319 (106-332) vs. righthanders...1995: Batted .516 (16-31) with 2 homers and 8 RBI in his 1st 8 games with High Desert, playing mostly at 2B...Overall, hit .353 (53-150) in 45 games between 3 clubs, with 5 doubles and 6 homers...1994: Led Bluefield in batting (.301), games (64), hits (69) and was 2nd in RBI (35)...Hit over .300 all season except for his 1st 3 games...Batted .398 (45-113) at Bluefield's Bowen Field, but only .207 (24-116) on the road...**Personal/Amateur:** Was All-Conference 3 years at Larkin HS in Elgin, IL (graduated '91)...Chosen as school's Athlete of the Year in '91 and was named to Chicago Tribune's All-Area team his senior year...Holds school record for highest batting average...Also earned 2 football letters...Was a 3-year starter at Western Illinois University and had a career .344 average...Finished as all-time one-season hit leader at WIU, and led club in batting each of his last 2 seasons...Captained team in '94...Played Little League (South Elgin), Babe Ruth (Elgin Teener League) and American Legion (Elgin Post 57) Baseball...Went to Babe Ruth World Series in '86...Married to the former Karyn Metz (1/6/96)...Enjoys fishing and mountain biking...Worked with mentally and physically challenged young adults for the Peoria (IL) School District in the off-season.

SIMS, Kenneth W. [RHP]

HT: 6-4; **WT:** 187; **B:** R; **T:** R; **Signed by:** John Green; **Born:** July 24, 1975, Union, SC; **Resides:** Union, SC; **Acquired:** Orioles 38th round selection in 1995 Amateur Draft...Signed May 15, 1996.

Year	Club	CL	W	L	ERA	G	GS	CG	SHO	SV	IP	H	R	ER	HR	BB	SO
1996	Gulf Coast	R	0	2	4.96	11	2	0	0	2	16.1	22	12	9	2	8	20
1997	Bluefield	R	1	2	3.06	18	2	0	0	1	35.1	30	18	12	2	22	33
Minor Lg. Totals			1	4	3.66	29	4	0	0	3	51.2	52	30	21	4	30	53

1997: Was 1-0 with 1.53 ERA in 9 home games (17.2 IP, 3 ER)...After 1st four pro outings, allowed only 8 ER in 31.2 IP (2.27 ERA)...Did not allow an earned run in his last 5 outings of the season and had a 0.79 ERA in 6 games in August (11.1 IP, 1 ER)...1996: In June had a 1.93 ERA in 5 games (9.1 IP, 2 ER)...**Personal/Amateur:** Attending University of Southern California, where he plays for Trojans basketball team...Started 10 of 1st 17 games, averaging 3.3 pts and 2.8 rebounds per game...Attended New Mexico JC...Was 1st team all-conference pitcher...Graduated from Union (SC) HS in '94...Played basketball and baseball...Nickname is "Duck"...Hobbies include writing, cutting hair and playing sports...Played Little League and American League baseball, earning awards for hustle and sportsmanship.

SINGLETON, Duane Earl [OF]

HT: 6-1; **WT:** 177; **B:** L; **T:** R; **Signed by:** Ken Califano & Ed Mathes (Brewers)...Was Milwaukee's 5th round selection in 1990 Amateur Draft; **Born:** August 6, 1972, Staten Island, NY; **Resides:** Corona, NY; **Acquired:** Signed as a 6-year minor league free agent Dec. 29, 1997.

Year	Club	CL	AVG	G	AB	R	H	2B	3B	HR	RBI	BB	SO	SB	CS
1990	Brewers	R	.231	46	134	30	31	6	1	1	13	41	39	5	9
1991	Beloit	A	.289	101	388	57	112	13	7	3	44	40	57	42	17
1992	Salinas	A	.306	19	72	6	22	5	2	1	8	6	11	4	1
	Stockton	A	.288	97	389	73	112	15	10	5	51	39	66	34	15
1993	El Paso	AA	.230	125	456	52	105	21	6	2	61	34	90	23	19
1994	Stockton	A	.291	38	134	31	39	6	0	4	13	18	23	15	6
	El Paso	AA	.288	39	139	25	40	11	3	2	24	19	33	10	5
	New Orleans	AAA	.278	41	133	26	37	4	5	0	14	18	26	6	4
	MILWAUKEE	AL	.000	2	0	0	0	0	0	0	0	0	0	0	0
1995	New Orleans	AAA	.268	106	355	48	95	10	4	4	29	39	63	31	15
	MILWAUKEE	AL	.065	13	31	0	2	0	0	0	0	1	10	1	0
1996	Toledo	AAA	.221	88	294	42	65	15	6	8	30	36	84	17	7
	DETROIT	AL	.161	18	56	5	9	1	0	0	3	4	15	0	2
1997	Midland	AAA	.309	13	55	15	17	5	1	2	8	6	8	4	0
	Vancouver	AAA	.206	108	383	56	79	17	3	5	36	37	79	15	12
Minor Lg. Totals			.257	821	2932	461	754	128	48	37	331	333	579	206	110
BALTIMORE Totals															
American League			.126	33	87	5	11	1	0	0	3	5	25	1	2
National League															
ML Totals			.126	33	87	5	11	1	0	0	3	5	25	1	2

1997: Signed with Anaheim as a free agent...Played 13 games at AA Midland before moving up to AAA Vancouver...Was 3rd on Canadians in steals...1996: Was traded to Detroit for RHP Henry Santos on January 23...Went to spring training with Tigers but spent most of the season with AAA Toledo...Recalled by Tigers on May 14 and optioned back to Toledo on June 7...1995: Was on Milwaukee's 40-man roster but spent season at AAA New Orleans...Was called up by Brewers at the end of American Association playoffs on September 12...Flied out in his 1st major league at bat on September 15 at Toronto...Got his 1st hit 3 days later at Boston off Mike Stanton in his 13th at bat...1994: Invited to major league camp with the Brewers...Played at 4 levels, including brief stint with Milwaukee...Played defensively in 2 games in CF after being recalled from AAA New Orleans on August 2...Also played at El Paso and Stockton...Had 6 RBI for El Paso vs. Midland on June 8...Played for Chandler in the Arizona Fall League and with Licey in the Venezuelan Winter League...1993: Led AA El Paso in games (125), was 2nd in steals (23) and at bats (456), tied for 2nd in triples (6) and was 3rd in hits (105) and RBI (61)...Led league OFs for 3rd straight year with 20 assists...Doubled in 4 straight games, June 2-5...1992: Combined to bat .291 with 6 homers and 59 RBI in 116 games for Stockton and Salinas of the Class A California League...Tied for 2nd in the league with 12 triples and tied for 5th with 38 stolen bases...Led league OFs with 20 assists...1991: Was 8th in the Midwest League with a .289 batting average...Led league's outfielders with 25 assists...1990: Began pro career with Peoria in Arizona League...Led league with 43 walks and was 3rd with a .433 on-base pct...**Personal/Amateur:** Graduated from McKee Vocational & Technical HS on Staten Island (NY) in 1990...Was captain and earned all-star honors in both baseball and basketball...Played American Legion ball with Brooklyn Post in 1989...His father converted him from the infield to the outfield...Enjoys jogging and basketball...Married to the former Lisa Boone (10/16/96)...They have one daughter, Raven (6/22/97).

SMITH, Byron Ladrear (Hut) [RHP]

HT: 6-3; **WT:** 195; **B:** R; **T:** R; **Signed by:** Jim Gilbert; **Born:** June 8, 1973, Concord, NH; **Resides:** Kannapolis, NC; **Acquired:** Orioles 4th round pick in 1992 Amateur Draft.

Year	Club	CL	W	L	ERA	G	GS	CG	SHO	SV	IP	H	R	ER	HR	BB	SO
1992	Gulf Coast	R	4	3	1.95	11	10	2	2	0	60.0	37	20	13	0	18	54
1993	Gulf Coast	R	0	0	0.00	3	0	0	0	1	4.0	0	0	0	0	1	5
1994	Albany	A	8	9	3.79	29	12	2	0	1	121.0	127	67	51	13	32	96
1995	Frederick	A	3	2	6.47	20	2	0	0	2	32.0	39	23	23	4	31	28
	High Desert	A	3	4	9.13	11	9	0	0	0	46.1	58	54	47	10	15	38
1996	High Desert	A	3	4	5.36	10	7	1	0	0	50.1	59	34	30	7	16	34
1997	Frederick	A	4	1	3.87	16	11	0	0	1	79.0	63	42	34	7	27	77
	Bowie	AA	5	4	4.22	14	13	0	0	0	81.0	90	45	38	14	22	46
Minor Lg. Totals			30	27	4.48	114	64	5	2	5	473.2	473	285	236	55	162	378

1997: Combined to go 9-5 with a 4.05 ERA in 30 games (24 starts) between Frederick and Bowie...Set career high with 160.0 IP, 3rd in Orioles organization...Started season at Class A Frederick...Joined AA Bowie on June 19 and was Eastern League Pitcher of the Week his first full week with Bowie, June 23-29, going 2-0 with a 1.80 ERA in 2 starts (15.0 IP, 3 ER)...Lost his last 2 starts despite allowing only 2 runs in each outing...Won 2nd game of EL playoffs, 7-3 at Harrisburg, allowing 6 hits and 2 runs in 6.2 innings...1996: Began season rehabbing from previous year's "Tommy John" surgery and didn't pitch until June 14...Had a 3.64 ERA until his last 2 starts (8.1 IP, 15 H, 13 ER)...Did not pitch after July 28...1995: Won his only 3 games at High

Desert in consecutive starts, July 13-25...Was placed on disabled list in early August with sore right shoulder and underwent reconstructive (Tommy John) surgery...1994: Was 5-6 with a 3.87 ERA in 12 starts (79 IP, 86 H, 34 ER) and 3-3 with a 3.64 ERA in 17 relief appearances (42 IP, 41 H, 17 ER)...Pitched into 7th inning 9 times as starter...1993: Did not allow a run in his 3 appearances...1992: Pitched organization's only no-hitter of year on Aug. 10, beating GCL Blue Jays 3-0 in a 7-inning contest...Hurled complete game 4-hitter in his prior start, July 28 vs. GCL Rangers...Allowed 2 or fewer runs in 8 of 10 starts...Personal/Amateur: Pitched for the 1985 North Carolina State Little League championship team from Kannapolis, NC (north of Charlotte)...Attended A.L. Brown HS where he pitched 12 no-hitters and was named team MVP 3 straight years...Was also named Graduate Player of the Year in NC his senior season...Enjoys fishing and hunting.

SNYDER, Matthew (Matt) Alan [RHP]

HT: 5-11 WT: 190; B: R T: R; Signed by: Syd Thrift; Born: July 7, 1974, Akron, OH; Resides: Newtown, PA; Acquired: signed as a free agent June 12, 1995.

Year	Club	W	L	ERA	G	GS	CG	SHO	SV	IP	H	R	ER	HR	BB	SO
1995	Bluefield	0	0	1.04	17	0	0	0	8	34.2	35	9	4	1	13	46
1996	High Desert	6	2	3.75	58	0	0	0	20	72.0	60	34	30	6	38	93
1997	Bowie	7	5	4.16	67	0	0	0	19	80.0	89	48	37	11	42	68
Minor Lg. Totals		13	7	3.42	142	0	0	0	47	186.2	184	91	71	18	93	207

1997: Tied the Eastern League record for appearances with 67...Mark was established in 1964 (Carlos Medrano, York) and tied in '96 (Wayne Gomes, Reading)...Was 2nd among all minor leaguers in pitching appearances behind Wichita's Steve Prihoda (70)...Named to AA All-Star squad and pitched scoreless inning in game played at San Antonio...Converted 19 of 26 save opportunities...Recorded his 19th save, one shy of club record, on Aug. 1, but did not pitch in a save situation the rest of the year...Had 1.94 ERA (41.2IP, 9 ER in 32 appearances) through June 12...Pitched in 6 games for Perth in Australian Baseball League following season, with 3 saves and a 2.16 ERA...1996: Was 2nd in the California League in appearances (58), 3rd in relief points (68), strikeouts per 9IP among relievers (11.63) and games finished (49)...His 20 saves were 4th most in the league and led all Orioles farmhands...Was High Desert's "Pitcher of the Month" in July and August and shared Orioles organizational honors for July with Nerio Rodriguez...From July 1 through the end of the season he went 4-0 with 8 saves in 23 outings and a 3.34 ERA (32.1IP, 26H, 12ER, 13BB, 55K)...Following the season he pitched for Maui in the Hawaiian Winter League and was 1-1 with a 1.17 ERA in 14 relief appearances...Helped lead Maui to its second straight league title...1995: Finished 15 of 17 games in relief for Bluefield...Led team with 8 saves...Averaged 11.9 strikeouts per 9IP (46 K, 34.2 IP)...Recorded his 1st win in the Appy League playoffs...Personal/Amateur: Graduated from Council Rock (PA) High School...Played on 1992 Essex (MD) CC National Junior College Division II championship team...Went 7-2 with a 2.37 ERA and 77 strikeouts in 68 IP for the Knights...Enjoys playing video games...Single

SOSA, Milciades [RHP]

HT: 6-3; WT: 165; B: R; T: R; Signed by: Carlos Bernhardt; Born: August 20, 1981, San Jose de Los Manos, DR; Resides: San Jose de Los Manos, DR; Acquired: Signed as a non-drafted free agent November 7, 1997.

Year	Club	CL	W	L	ERA	G	GS	CG	SHO	SV	IP	H	R	ER	HR	BB	SO
1998	Will be first professional season																

SOTO, Ruben A. [SS]

HT: 6-0; WT: 165; B: S; T: R; Signed by: Patrick Guerrero; Born: August 4, 1980, Santo Domingo, DR; Resides: Nigua, DR; Acquired: Signed as a non-drafted free agent September 5, 1997, to a 1998 contract.

Year	Club	CL	AVG	G	AB	R	H	2B	3B	HR	RBI	BB	SO	SB	CS
1998	Will be first professional season														

SPURGEON, Jay [RHP]

HT: 6-6; WT: 225; B: R; T: R; Signed by: Gil Kubski; Born: July 5, 1976, West Covina, CA; Resides: Coarsegold, CA; Acquired: Orioles 8th round selection in 1997 Amateur Draft.

Year	Club	CL	W	L	ERA	G	GS	CG	SHO	SV	IP	H	R	ER	HR	BB	SO
1997	Bluefield	R	1	1	3.34	9	7	0	0	0	35.0	35	13	13	4	14	32
Minor Lg. Totals			1	1	3.34	9	7	0	0	0	35.0	35	13	13	4	14	32

1997: Joined team in late July after signing...Went 1-1 with a 2.00 ERA in 5 starts in August, including 3-game stretch Aug. 5-16 in which he allowed 1 run in 17.0 IP...Personal/Amateur: Was a 27th round selection of the Houston Astros in the 1994 Amateur Draft...Graduated from Yosemite (CA) HS in '94...Was a two-time all-league selection in baseball and basketball and was named school's senior male athlete of the year...Attended University of Hawaii at Manoa for three years...Played 28 games in outfield as a freshman before switching to pitching as a sophomore...Led team in appearances as a sophomore and junior...Enjoys golf, jet skiing and snowboarding.

SPYKSTRA, David [RHP]

HT: 6-2; WT: 200; B: R; T: R; Signed by: Tom Thomas (Dodgers)...Was Los Angeles' 3rd round pick in the 1992 Amateur Draft; Born: August 26, 1973, Denver, CO; Resides: Denver, CO; Acquired: Selected by Orioles in minor league phase of Rule 5 draft, December 15, 1997.

Year	Club	CL	W	L	ERA	G	GS	CG	SHO	SV	IP	H	R	ER	HR	BB	SO
1992	Great Falls	R	0	6	9.62	8	8	0	0	0	24.1	34	35	26	4	23	17
1993	Yakima	A	2	6	5.20	13	12	0	0	0	55.1	65	43	32	3	36	39
1994	Yakima	A	3	1	3.67	13	7	0	0	2	41.2	43	22	17	1	33	32
Did Not Play																	
1995	Savannah	A	6	4	3.31	28	14	2	0	0	100.2	83	47	37	8	44	104
1997	Vero Beach	A	2	6	5.91	25	14	0	0	0	70.0	79	54	46	5	51	48
Minor Lg. Totals			13	23	4.85	87	55	2	0	2	293	304	201	158	21	187	240

1997: Was added to Dodgers' 40-man winter roster and went to major league spring training camp...Spent his 4th season in Class A ball...Was on disabled list twice for extended stays with sore right shoulder...1996: Lowered ERA for 4th consecutive season...Allowed 2 runs or fewer in 6 consecutive starts, July 8-August 5...Averaged a strikeout per inning for 1st time...9 of 47 runs allowed came in one outing, June 23 vs. Macon...Struck out 12 and 11 Columbia batters in back-to-back outings, July 25 and 30...1995: Was on voluntarily retired list and did not play during season...1994: Split time between starting rotation and bullpen...One of 9 pitchers with 6-to-10 starts...1993: Tied for 2nd on Yakima staff with 12 starts and 65 hits allowed...1992: Struggled with control in first pro season at Great Falls...Tied for team lead with 6 losses...Personal/Amateur: Graduated from Cherry Creek HS in Englewood, CO in 1992...That's also alma mater of Orioles 1997 1st round draft pick Darrell McDonald.

STEPHENS, Joel [OF]

HT: 6-1; WT: 207; B: R; T: R; Signed by: Jim Howard; Born: Mar. 15, 1976, Elmira, NY; Resides: Tioga, PA; Acquired: Orioles 9th round selection in 1995 Amateur Draft.

Year	Club	CL	AVG	G	AB	R	H	2B	3B	HR	RBI	BB	SO	SB	CS
1995	Gulf Coast	R	.232	23	82	8	19	3	1	0	10	5	25	2	1
1996	Bluefield	R	.248	41	101	14	25	5	0	0	9	15	17	8	3
1997	Delmarva	A	.224	33	76	14	17	4	0	2	4	12	26	4	1
	Bluefield	R	.167	6	18	3	3	0	0	0	1	2	2	2	1
Minor Lg. Totals			.231	103	277	39	64	12	1	2	24	34	70	16	6

1997: Went 4-for-10 with 2 doubles in his 1st three games at Delmarva...Went to extended spring training in May and to Bluefield in June before returning to Delmarva for final 2 months of season...1996: Batted .300 (12-40) in 14 games in July...Was batting .282 (24-85) thru Aug. 19, then went 1-for-16 in his last 6 games...Batted .320 (8-25) as a DH...1995: Played 16 games in the outfield for the GCL Orioles...Personal/Amateur: Played football, basketball and baseball at Elmira (NY) Notre Dame HS...Was named NY State High School player of the year in football, breaking the rushing record of the late Ernie Davis, 1961 Heisman Trophy winner...Was named to USA Today All-America baseball and football teams...Signed with Orioles instead of accepting scholarship offer from Clemson University...Hobbies are hunting and collecting sports memorabilia.

STEPHENS, John [RHP]

HT: 6-1; WT: 175; B: R; T: R; Signed by: Brett Ward; Born: Nov. 15, 1979, Sydney, Australia; Resides: Berela, New South Wales, Australia; Acquired: Signed to a 1997 contract as a non-drafted free agent July 3, 1996.

Year	Club	CL	W	L	ERA	G	GS	CG	SHO	SV	IP	H	R	ER	HR	BB	SO
1997	Bluefield	R	2	0	2.25	4	4	0	0	0	24.0	17	6	6	4	5	34
	Gulf Coast	R	3	0	0.82	9	3	0	0	1	33.0	15	3	3	1	9	43
Minor Lg. Totals			5	0	1.42	13	7	0	0	1	57.0	32	9	9	5	14	77

1997: Combined to go 5-0 with a 1.42 ERA in his 1st pro season...Averaged 12.2 strikeouts/9 innings...Allowed runs in only his 1st and last games in Gulf Coast League...Moved up to Bluefield in early August and struck out 12 in 8 innings in 3-0 win at Bristol on Aug. 18...Made 2 starts for Sydney in Australian Baseball League following season, going 0-1 with a 9.00 ERA...**Personal/Amateur:** Played for Australian AAA National Team's USA Tour in fall...Scheduled to play in Australian Under-19 Jr. National Team...Played at Camden Yards in 1995 on Australian AA Team's U.S. tour...Graduate of Parramatta Marist HS in Weastmead, New South Wales...Also played basketball and soccer...Lists music as a hobby...One of 3 Australians currently in O's system, with Andrew Utting and Cameron Forbes.

STEWART, Rachaad Kenyon [LHP]

HT: 6-4; **WT:** 212; **B:** L; **T:** L; **Signed by:** Fred Peterson (Orioles)...Was Orioles' 16th round pick in 1994 Amateur Draft; **Born:** October 8, 1974, Elgin, IL; **Resides:** Elgin, IL; **Acquired:** Selected by Orioles during minor league phase of Rule 5 draft, December 15, 1997.

Year	Club	CL	W	L	ERA	G	GS	CG	SHO	SV	IP	H	R	ER	HR	BB	SO
1994	Gulf Coast	R	0	0	15.00	1	1	0	0	0	3.0	6	5	5	0	0	3
	Bluefield	R	3	1	1.66	14	3	0	0	2	43.1	34	11	8	0	10	43
1995	Frederick	A	8	8	3.64	26	26	1	1	0	150.2	126	71	61	8	66	140
1996	Greenville	AA	3	5	6.06	24	13	0	0	0	71.1	89	55	48	4	48	74
1997	Durham	A	1	0	2.90	8	5	0	0	0	31.0	26	12	10	3	15	19
	Greenville	AA	1	2	8.50	6	3	0	0	0	18.0	20	18	17	3	12	11
Minor Lg. Totals			16	16	4.23	79	51	1	1	2	317.1	301	172	149	18	151	290

NOTE: Originally drafted and played in the Orioles organization for two seasons before being traded to Atlanta with RHP Joe Borowski for LHP Kent Mercker on December 17, 1995.

1997: Combined to go 2-2 with a 4.96 ERA in 14 games between Class A Durham and AA Greenville...1996: Traded to Atlanta organization in off-season and split time between starting rotation and bullpen in 1st year at AA with Greenville...Was 2nd on staff with 74 strikeouts but only 9th in innings pitched (71.1)...1995: Led Frederick staff in starts (26), innings (150.2), strikeouts (140) walks (66) and hits (126)...Tied with Calvin Maduro (now with Phillies) for team lead with 8 wins...Tied for 2nd in Orioles farm system in strikeouts...1994: With Bluefield, went 3-0 with a 2.12 ERA in 3 starts (17 IP, 10 H, 4 ER) and 0-1-2 with a 1.37 ERA in 11 relief appearances...Never allowed more than 2 runs in any game he pitched at Bluefield...Walked 3 batters once but never more than 1 in any of his other 13 games...**Personal/Amateur:** Attended Triton College in Illinois.

TAPIA, Rafael [RHP]

HT: 6-2; **WT:** 160; **B:** R; **T:** R; **Signed by:** Carlos Bernhardt; **Born:** Apr. 28, 1978, San Pedro de Macoris, DR; **Resides:** San Pedro de Macoris, DR; **Acquired:** Signed as non-drafted free agent, Dec. 19, 1994.

Year	Club	CL	W	L	ERA	G	GS	CG	SHO	SV	IP	H	R	ER	HR	BB	SO
1995	Dominican Summer League																
1996	Dominican Summer League																
1997	Dominican Summer League																

NOTE: Played first two years under name of Rafael Linares.

1997: Went 3-3 with 5.82 ERA in 16 games, all in relief, for San Pedro Orioles in Dominican Summer League...Pitched 34.0 innings, allowing 40 hits and 19 walks with 34 strikeouts...On Dominican Winter League, went 1-1 with 2.55 ERA in team-leading 14 games for San Pedro Orioles...95-96: Played for San Pedro Orioles in Dominican Summer League...In '96 was 1-3 with a 4.28 ERA (40 IP, 19 ER)...Led club with 21 appearances (all in relief), 17 games finished and 4 saves...Allowed 34 hits and 39 walks while striking out 20.

THEODILE, Simieon de'Andray [RHP]

HT: 6-2; **WT:** 190; **B:** R; **T:** R; **Signed by:** Mike Tullier; **Born:** April 15, 1977, New Iberia, LA; **Resides:** Jeanerette, LA; **Acquired:** Orioles 12th round selection in 1996 Amateur Draft...Signed May 26, 1997.

Year	Club	CL	W	L	ERA	G	GS	CG	SHO	SV	IP	H	R	ER	HR	BB	SO
1997	Bluefield	R	0	0	21.86	4	0	0	0	0	7.0	21	20	17	1	4	6
	Gulf Coast	R	0	1	1.99	15	0	0	0	0	22.2	22	6	5	0	7	17
Minor Lg. Totals			0	1	6.67	19	0	0	0	0	29.2	43	26	22	1	11	23

1997: Finished 4th in Gulf Coast League with 16 relief points, 6 saves and a 1.99 ERA...**Personal/Amateur:** Attended Galveston (TX) JC for one year...Graduated from Acadiana (LA) HS in 1996 after attending Jeanerette (LA) HS for three years...His older brother, Robert, was picked in the 8th round by the White Sox in 1992 and has a 37-33 record in six seasons in their farm system...Is a cousin of NBA basketball star Clyde Drexler...Enjoys hunting and fishing.

TOWERS, Joshua Eric (Josh) [RHP]

HT: 6-1; **WT:** 150; **B:** R; **T:** R; **Signed by:** Gil Kubski; **Born:** Feb. 26, 1977, Ventura, CA; **Resides:** Port Hueneme, CA; **Acquired:** Orioles 15th round selection in 1996 Amateur Draft.

Year	Club	CL	W	L	ERA	G	GS	CG	SHO	SV	IP	H	R	ER	HR	BB	SO
1996	Bluefield	R	4	1	5.24	14	9	0	0	0	55.0	63	35	32	9	5	61
1997	Delmarva	A	0	0	3.44	9	1	0	0	1	18.1	18	8	7	1	2	16
	Frederick	A	6	2	4.86	25	3	0	0	1	53.2	74	36	29	4	18	64
Minor Lg. Totals			10	3	4.82	48	13	0	0	2	127.0	155	79	68	14	25	141

1997: Won his last 4 decisions at Frederick...Walked only 20 batters in 72.0 innings between Delmarva and Frederick...1996: Led Appy League starters with only 74 walks per 9 IP...Was tied for 3rd with 9 homers allowed...Had a 1.35 ERA and fanned 12 batters in 5 relief outings (6.2 IP, 1 ER)...As a starter, was 3-1 with a 5.77 ERA (48.1 IP, 31 ER)...**Personal/Amateur:** Attended Oxnard (CA) JC...Was named conference MVP and Juco All-America...Graduated from Hueneme HS in Oxnard and was all-county...His uncle, Roger Frash, was an IF-OF in Mets organization 1980-82...Single.

TRINIDAD, Fernando [RHP]

HT: 6-2; **WT:** 180; **B:** R; **T:** R; **Signed by:** Carlos Bernhardt; **Born:** November 1, 1979, Santo Cruz de el Seibo, DR; **Resides:** Hato Mayo, DR; **Acquired:** Signed as a non-drafted free agent July 3, 1997.

Year	Club	CL	W	L	ERA	G	GS	CG	SHO	SV	IP	H	R	ER	HR	BB	SO
1997	Dominican Summer League																

1997: Went 2-3 with a 5.35 ERA in 7 games, all starts, for San Pedro Orioles of Dominican Summer League...Pitched 38.2 innings, allowing 59 hits and only 6 walks while striking out 24.

UGUETO, Carlos E. [RHP]

HT: 6-1; **WT:** 170; **B:** R; **T:** R; **Signed by:** Ubaldo Heredia; **Born:** April 15, 1981, Parroquia Caruao, Venezuela; **Resides:** Catia La Mar, Venezuela; **Acquired:** Signed as a non-drafted free agent July 3, 1997, to a 1998 contract.

Year	Club	CL	W	L	ERA	G	GS	CG	SHO	SV	IP	H	R	ER	HR	BB	SO
1998	Will be first professional season																

UTTING, Andrew (Andy) [CA]

HT: 6-1; **WT:** 175; **B:** S; **T:** R; **Signed by:** Brett Ward; **Born:** Sept. 9, 1977, Melbourne, Victoria, Australia; **Resides:** Melbourne, Australia; **Acquired:** Signed as non-drafted free agent, Feb. 23, 1996.

Year	Club	CL	AVG	G	AB	R	H	2B	3B	HR	RBI	BB	SO	SB	CS
1996	Gulf Coast	R	.263	36	114	10	30	7	2	1	19	17	16	4	0
	Frederick	A	.333	1	3	0	1	0	0	0	1	0	1	0	0
1997	Bluefield	R	.230	51	152	22	35	7	1	4	18	30	41	2	4
Minor Lg. Totals			.245	88	269	32	66	14	3	5	38	47	58	6	0

1997: Homered in opening night win vs. Princeton on June 18...Hit 3 of his 4 homers in season's 1st 7 games...1996: Reassigned to extended spring training after 1 game at Frederick...With Gulf Coast Orioles, was batting .340 (16-47) after 13 games thru July 17, then went 4-for-35 (.114) in his next 14 games...Batted .194 (14-72) for Melbourne Reds in Australian Winter League...**Personal/Amateur:** Is 4th of 6 Australians to play in the Baltimore organization, joining Dean Robertson, Scott Metcalf and Clayton Byrne, all of whom have been released...Cameron Forbes and John Stephens have since joined O's...Played for the Australian Junior National Team, which competed in the World Junior Championships at Cape Cod, MA...Was named to the World Junior All-Star Team...Graduate of Fairhills HS...His older brother, Ben, is a shortstop in the Atlanta Braves organization.

WILSON, Cliff [3B]

HT: 6-2; **WT:** 198; **B:** L; **T:** R; **Signed by:** Lamar North; **Born:** April 10, 1977, Greer, SC; **Resides:** Lyman, SC; **Acquired:** Orioles 16th round selection in 1997 Amateur Draft.

Year	Club	CL	AVG	G	AB	R	H	2B	3B	HR	RBI	BB	SO	SB	CS
1997	Bluefield	R	.240	46	129	16	31	2	2	1	14	15	35	3	1
Minor Lg. Totals			.240	46	129	16	31	2	2	1	14	15	35	3	1

1997: Was batting only .167 (12-72) through July 29...Hit .333 (19-57) in his final 22 games...Had a 9-game hitting streak, July 31-August 10...**Personal/Amateur:** Graduated from Byrnes (SC) HS in 1995, earning all-state honors as a senior...Attended Spartanburg (SC) Methodist College for 2 years, graduating in '97...Played on state championship Little League team that advanced to 1989 District 5 championship in Hattiesburg, MS...Played 4 years for Greer, SC, American Legion team...Enjoys hunting, fishing and old cars.

ZITHS, Deshawn [OF]

HT: 6-2; **WT:** 185; **B:** R; **T:** R; **Signed by:** Jim Howard; **Born:** July 29, 1975, Brooklyn NY; **Resides:** Brooklyn, NY; **Acquired:** Orioles 34th round selection in 1996 Amateur Draft...Signed May 23, 1997.

Year	Club	CL	AVG	G	AB	R	H	2B	3B	HR	RBI	BB	SO	SB	CS
1997	Gulf Coast	R	.152	17	33	7	5	0	0	0	3	3	16	1	0
Minor Lg. Totals			.152	17	33	7	5	0	0	0	3	3	16	1	0

1997: Played sparingly after signing in July...Singled in his 1st game July 9 vs. Red Sox but went 2-for-20 in his next 9 games...**Personal/Amateur:** Attended Columbia-Green (NY) CC...Did not play baseball his final two years of high school...Nickname is "Dee".


ZWIRCHITZ, David Alan [RHP]

HT: 6-2; **WT:** 190; **B:** R; **T:** R; **Signed by:** Fred Petersen; **Born:** January 8, 1979, Merrill, WI; **Resides:** Appleton, WI; **Acquired:** Orioles 10th round selection in 1997 Amateur Draft.

Year	Club	CL	W	L	ERA	G	GS	CG	SHO	SV	IP	H	R	ER	HR	BB	SO
1998	Will be first professional season																

Personal/Amateur: Is a 1997 graduate of Appleton (WI) East HS...Lettered in baseball three years but did not play his senior year because of a disciplinary problem...Played for Waterloo (IA) Black Yaks in the Iowa Wood Bat League...His brother, Andy, signed with the NY Mets and currently is pitching in the Atlanta Braves organization...Played for Appleton's state champs in both Little League and Babe Ruth League baseball...Enjoys sports, fishing and music.

RECORDS and HISTORY



Orioles 1998 bench coach, Eddie Murray

ORIOLES BIGGEST WINNERS SINCE START OF DIVISIONAL PLAY (1969 thru 1997—29 Years)

Rank	Won-Lost	Pct	Rank	Won-Lost	Pct
1-ORIOLES	2490-2060	.5473	15-Braves	2246-2311	.4929
2-Yankees	2465-2094	.5407	16-Blue Jays (since '77)	1612-1666	.4917
3-Reds	2459-2107	.5385	17-White Sox	2239-2316	.4915
4-Dodgers	2457-2112	.5378	18-Phillies	2238-2331	.4898
5-Red Sox	2431-2134	.5325	19-Twins	2227-2336	.4881
6-Pirates	2363-2197	.5182	20-Rockies (since '93)	363-384	.4859
7-A's	2341-2228	.5124	21-Angels	2218-2353	.4852
8-Royals	2335-2226	.5119	22-Cubs	2194-2343	.4836
9-Cardinals	2312-2251	.5067	23-Brewers#	2200-2367	.4817
10-Astros	2307-2265	.5046	24-Rangers	2177-2381	.4776
11-Tigers	2286-2282	.5004	25-Marlins (since '93)	354-390	.4758
12-Giants	2272-2301	.4968	26-Indians	2146-2404	.4716
13-Mets	2261-2301	.4956	27-Padres	2067-2500	.4526
14-Expos	2254-2310	.4939	28-Mariners (since '77)	1469-1809	.4481

#includes record as Seattle Pilots, 1969

O'S HAVE BEST RECORD 1960-1997 (1960 thru 1997—38 Years)

Rank	Won-Lost	Pct	Rank	Won-Lost	Pct
1-ORIOLES	3292-2705	.5489	15-Blue Jays (since '77)	1612-1666	.4917
2-Yankees	3272-2733	.5449	16-A's	2939-3076	.4886
3-Dodgers	3250-2764	.5404	17-Phillies	2934-3075	.4883
4-Reds	3230-2776	.5378	18-Astros (since '62)	2781-2923	.4876
5-Pirates	3123-2878	.5204	19-Rockies (since '93)	363-384	.4859
6-Cardinals	3109-2894	.5179	20-Angels (since '61)	2832-3032	.4830
7-Red Sox	3108-2904	.5170	21-Brewers# (since '69)	2200-2367	.4817
8-Giants	3084-2933	.5126	22-Cubs	2837-3141	.4809
9-Royals (since '69)	2335-2226	.5120	23-Mets	2808-3038	.4803
10-Tigers	3078-2939	.5116	24-Indians	2867-3131	.4780
11-White Sox	3023-2982	.5034	25-Marlins (since '93)	354-390	.4758
12-Braves	3004-2995	.5008	26-Rangers+ (since '61)	2698-3149	.4614
13-Twins*	2992-3018	.4978	27-Padres (since '69)	2067-2500	.4526
14-Expos (since '69)	2254-2310	.4939	28-Mariners (since '79)	1469-1809	.4481

*includes record as Washington Senators, 1960

#includes record as Seattle Pilots, 1969

+includes record as Washington Senators, 1961-71

AL/NL CLUB RECORDS SINCE O'S RETURN TO MAJORS IN 1954 (Teams that existed in 1954 only)

Rank	Won-Lost	Pct	Rank	Won-Lost	Pct
1-Yankees	3837-3092	.5538	9-Braves	3543-3382	.5116
2-Dodgers	3776-3163	.5442	10-Tigers	3538-3403	.5097
3-ORIOLES	3696-3222	.5343	11-Pirates	3526-3399	.5092
4-Reds	3700-3230	.5339	12-Indians	3401-3519	.4915
5-Red Sox	3581-3355	.5163	13-Phillies	3367-3566	.4856
6-White Sox	3559-3370	.5136	14-Twins*	3349-3585	.4829
7-Cardinals	3555-3372	.5132	15-Athletics	3303-3635	.4761
8-Giants	3560-3381	.5129	16-Cubs	3325-3680	.4747

*Formerly Senators, 1954-60

ORIOLES YEAR-BY-YEAR BATTING LEADERS

YR	AVG	HOMERS	RBI	STEALS	YR
'54	Abrams .293	8 Stephens	46	Coan 9	'54
'55	Triandos .277	12 Triandos	65	Diering 5	'55
				Pope 5	
'56	Nieman .322	21 Triandos	88	Francona 11	'56
'57	Boyd .318	19 Triandos	72	Pilarcik 14	'57
'58	Woodling .276	30 Triandos	79	Pilarcik 7	'58
'59	Woodling .300	25 Woodling	77	Pilarcik 9	'59
'60	B. Robinson .294	22 Hansen	98	Breeding 10	'60
'61	Gentile .302	46 Gentile	141	Brandt 10	'61
'62	B. Robinson .303	33 Gentile	87	Brandt 9	'62
'63	A. Smith .272	25 Powell	82	Aparicio* 40	'63
'64	B. Robinson .317	39 B. Robinson*	118	Aparicio* 57	'64
'65	B. Robinson .297	22 B. Robinson	80	Aparicio 26	'65
'66	F. Robinson* .316	49 F. Robinson*	122	Aparicio 25	'66
'67	F. Robinson .311	30 F. Robinson	94	Aparicio 18	'67
'68	B. Robinson .253	22 Powell	85	Buford 27	'68
'69	F. Robinson .308	37 Powell	121	Blair 20	'69
'70	F. Robinson .306	35 Powell	114	Blair 24	'70
'71	Rettenmund .318	28 F. Robinson	99	Buford 15	'71
				Ret'nm'nd 15	
'72	Grich .278	21 Powell	81	Baylor 24	'72
'73	T. Davis .306	22 T. Davis	89	Baylor 32	'73
'74	T. Davis .289	19 T. Davis	84	Baylor 29	'74
'75	Singleton .300	25 L. May	99	Baylor 32	'75
'76	Singleton .278	27 L. May*	109	Bumby 42	'76
'77	Singleton .328	27 L. May	99	Kelly 25	'77
				99	
'78	Singleton .293	28 DeCinces	95	Harlow 14	'78
'79	Murray .295	35 Singleton	111	Bumby 37	'79
	Singleton .295				
'80	Bumby .318	32 Murray	116	Bumby 44	'80
'81	Murray .294	22 Murray*	78	Bumby 22	'81
'82	Murray .316	32 Murray	110	Bumby 10	'82
'83	C. Ripken .318	33 Murray	111	Shelby 15	'83
'84	Murray .306	29 Murray	110	Shelby 12	'84
'85	Murray .297	31 Murray	124	Wiggins 30	'85
'86	Murray .305	25 C. Ripken	84	Wiggins 21	'86
'87	Sheets .316	31 C. Ripken	98	Wiggins 20	'87
'88	Murray .284	28 Murray	84	Stanicek 12	'88
'89	Bradley .277	26 C. Ripken	93	Devereaux 22	'89
'90	Finley .256	21 C. Ripken	84	Finley 22	'90
'91	C. Ripken .323	34 C. Ripken	114	Devereaux 16	'91
'92	Devereaux .276	24 Devereaux	107	Anderson 53	'92
'93	Holles .310	29 C. Ripken	90	Anderson 24	'93
'94	Palmeiro .319	23 Palmeiro	76	Anderson 31	'94
'95	Palmeiro .310	39 Palmeiro	104	Anderson 26	'95
'96	Alomar .328	50 Palmeiro	142	Anderson 21	'96
'97	Anderson .288	38 Palmeiro	110	Anderson 18	'97

* Led league + Tied for League lead

300 HITTERS

Avg	Player(s)
.3283	Singleton-'77
.3282	Alomar-'96
.323	C. Ripken-'91
.322	Nieman-'56
.319	Palmeiro-'94*
.318	Boyd-'57, Rettenmund-'71, Bumby-'80, C. Ripken-'83, B. Robinson-'64, Bumby-'77
.317	F. Robinson-'66*, Murray-'82, Sheets-'87
.315	C. Ripken-'94*
.311	F. Robinson-'67
.310	Holles-'93
.310	Palmeiro-'95
.308	F. Robinson-'69
.306	F. Robinson-'70, T. Davis-'73, Murray-'83, Murray-'84
.305	Murray-'86
.304	Powell-'69, Singleton-'80, C. Ripken-'84
.303	B. Robinson-'62
.302	Gentile-'61
.300	Woodling-'59, Singleton-'75, Murray-'80

Total: Min. 477 apps thru '60 and 502 plate apps from '61, except 1994 strike season (447 plate apps needed)...Leaders: Murray-5 times, Singleton, C. Ripken & F. Robinson-4 each.

30 HR SEASONS

Yr	Player(s)
50	Anderson-'96
49	F. Robinson-'66*
46	Gentile-'61
39	Powell-'64, Palmeiro-'95, Palmeiro-'96
38	Palmeiro-'97
37	Powell-'69
35	Powell-'70, Singleton-'79
34	Powell-'66, C. Ripken-'91
33	Gentile-'62, Murray-'83
32	F. Robinson-'69, Murray-'80, Murray-'82
31	Murray-'85, Sheets-'87
30	Triandos-'58, F. Robinson-'67, Murray-'87

100 RBI SEASONS

RBI	Player(s)
142	Palmeiro-'96
141	Gentile-'61
124	Murray-'85
122	F. Robinson-'66
121	Powell-'69
118	B. Robinson-'64
116	Murray-'80, Bonilla-'96
114	Powell-'70, C. Ripken-'91
111	Singleton-'79, Murray-'83
110	Murray-'82, Murray-'84, C. Ripken-'85
109	Anderson-'96, Palmeiro-'97
107	Devereaux-'92
104	Singleton-'80
104	Palmeiro-'95
102	C. Ripken-'83, C. Ripken-'96
100	B. Robinson-'66, F. Robinson-'69

Notes: F. Robinson in '66 is only Oriole to lead AL outright in HR...Murray tied for lead with 22 in '81...Leaders: Murray-5 times, Powell-4, F. Robinson-3, Gentile, Palmeiro-2 each.

Notes: O's had four 100-RBI men in '96...Seven O's have had 100 RBI in a season two or more times...Leaders: Murray-5 times, C. Ripken-4, Powell-3, B. Robinson, F. Robinson, Singleton, Palmeiro-2 each.

ORIOLES YEAR-BY-YEAR PITCHING LEADERS

YR	WON	LOST	INNINGS	ERA	YR				
'54	Turley	14	Larson	21	Coleman	221.1	Pilette	3.12	'54
'55	Wilson	12	Wilson	18	Wilson	235.1	Wilson	3.45	'55
'56	Moore	12	Wright	12	Moore	185.0	C. Johnson	3.42	'56
'57	C. Johnson	14	Moore	13	C. Johnson	242.0	C. Johnson	3.20	'57
'58	Portocarrero	15	Harshman	15	Harshman	236.1	Harshman	2.90	'58
'59	Pappas	15	O'Dell	12	Wilhelm	226.0	Wilhelm	2.19	'59
	Wilhelm	15							
'60	Estrada+	18	Estrada	11	Estrada	208.2	Brown	3.06	'60
			J. Fisher	11					
			Pappas	11					
'61	Barber	18	Fisher	13	Barber	248.1	Pappas	3.03	'61
'62	Pappas	12	Estrada+	17	Estrada	223.1	Roberts	2.78	'62
'63	Barber	20	Barber	13	Barber	258.2	Barber	2.75	'63
'64	Bunker	19	Barber	13	Pappas	251.2	Bunker*	2.69	'64
'65	Barber	15	Barber	10	Pappas	221.1	Pappas	2.61	'65
			Barber			220.2			
'66	Palmer	15	Palmer	10	McNally	213.0	McNally	3.17	'66
'67	Phoebeus	14	S. Miller	10	Phoebeus	208.0	Phoebeus	3.33	'67
			Richert	10					
'68	McNally	22	Phoebeus	15	McNally	273.0	McNally	1.95	'68
'69	Cuellar	23	Cuellar	11	Cuellar	290.2	Palmer	2.34	'69
'70	Cuellar+	24	Palmer	10	Palmer+	305.0	Palmer	2.71	'70
	McNally+	24							
	McNally+	21	Cuellar	9	Cuellar	292.0	Palmer	2.68	'71
			Palmer	9					
'72	Palmer	21	Dobson+	18	Palmer	274.1	Palmer	2.07	'72
'73	Palmer	22	McNally	17	Palmer	296.0	Palmer*	2.40	'73
'74	Cuellar	22	Grimsley	13	Grimsley	296.0	Grimsley	3.07	'74
'75	Palmer+	23	Grimsley	13	Palmer	323.0	Palmer*	2.09	'75
'76	Palmer*	22	Cuellar	13	Palmer*	315.0	Palmer	2.51	'76
			Palmer	13					
'77	Palmer+	20	R. May	14	Palmer*	319.0	Palmer	2.91	'77
'78	Palmer	21	Flanagan	15	Palmer*	296.0	Palmer	2.46	'78
'79	Flanagan*	23	D. Martinez	16	D. Martinez+	292.0	Flanagan	3.08	'79
'80	Stone*	25	Flanagan	13	McGregor	252.0	Stone	3.23	'80
'81	D. Martinez+	14	Palmer	8	D. Martinez	179.0	Stewart	2.33	'81
			Stewart	8					
'82	D. Martinez	16	D. Martinez	12	D. Martinez	252.0	Palmer	3.13	'82
			McGregor	12					
'83	McGregor	18	D. Martinez	16	McGregor	260.0	Boddicker	2.77	'83
'84	Boddicker*	20	Flanagan	13	Boddicker	261.1	Boddicker	2.79	'84
'85	McGregor	14	Boddicker	17	McGregor	204.0	Dixon	3.67	'85
'86	Boddicker	14	McGregor	15	Boddicker	218.1	Flanagan	4.24	'86
'87	Bell	10	Bell	13	Boddicker	226.0	Boddicker	4.18	'87
	Boddicker	10							
'88	Schmidt	10							
	Ballard	8	Bautista	15	Bautista	171.2	Bautista	4.30	'88
'89	Schmidt	8							
'90	Ballard	18	Schmidt	13	Milacki	243.0	Ballard	3.43	'89
	D. Johnson	13	Harnisch	11	Harnisch	188.2	D. Johnson	4.10	'90
			Ballard	11					
'91	Milacki	10	Ballard	12	Milacki	184.0	Milacki	4.01	'91
'92	Mussina	18	Sutcliffe	15	Mussina	241.0	Mussina	2.54	'92
'93	Mussina	14	McDonald	14	McDonald	220.1	McDonald	3.39	'93
'94	Mussina	16	McDonald	7	Mussina	176.1	Mussina	3.06	'94
			Moyer	7					
'95	Mussina*	19	Brown	9	Mussina	221.2	Mussina	3.29	'95
			Mussina	9					
'96	Mussina	19	Wells	14	Mussina	243.1	Mussina	4.81	'96
'97	Erickson	16	Key	10	Mussina	224.2	Mussina	3.20	'97
	Key	16							

* Led league + Tied for League lead

ORIOLES CAREER PITCHING LEADERS

ERA (500 or more innings)	STRIKEOUTS	GAMES
S. Miller 2.37	Palmer 2,212	Palmer 558
Wilhelm 2.42	McNally 1,476	T. Martinez 499
Watt 2.73	Flanagan 1,297	Flanagan 450
Dobson 2.78	Cuellar 1,011	McNally 424
Palmer 2.86	MUSSINA 978	Williamson 365
O'Dell 2.86	Pappas 944	Watt 363
Hall 2.89	Barber 918	McGregor 356
Hardin 2.95	McGregor 904	Hall 342
Phoebeus 3.06	D. Martinez 858	Olson 320
Roberts 3.09	Boddicker 836	D. Martinez 319
WINS	INNINGS	SHUTOUTS
Palmer 268	Palmer 3,947.2	Palmer 53
McNally 181	McNally 2,653.0	McNally 33
Cuellar 143	Flanagan 2,317.2	Cuellar 30
Flanagan 141	McGregor 2,141.1	Pappas 26
McGregor 138	Cuellar 2,028.0	McGregor 23
Pappas 110	D. Martinez 1,775.1	Barber 19
D. Martinez 108	Pappas 1,632.0	Flanagan 17
Boddicker 105	Barber 1,415.0	Boddicker 13
Barber 95	MUSSINA 1,362.1	MUSSINA 12
Boddicker 79	Boddicker 1,273.2	Phoebeus 11
LOSSES	SAVES	WON-LOST PCT
Palmer 152	Olson 160	MUSSINA 682 (105-49)
Flanagan 116	T. Martinez 105	Stone 656 (40-21)
McNally 113	S. Miller 92	Palmer 638 (268-152)
McGregor 108	Myers 76	ERICKSON 623 (38-23)
D. Martinez 93	Watt 72	Bunker 620 (44-27)
Cuellar 88	Stoddard 57	Cuellar 619 (143-88)
Barber 75	Hall 51	Hall 619 (65-40)
Pappas 74	Aase 50	McNally 616 (181-113)
Boddicker 73	Stanhouse 45	Pappas 598 (110-74)
McDonald 53	Stewart 42	Davis 586 (61-43)

ORIOLES CAREER BATTING LEADERS

GAMES	AT BATS	RUNS
B. Robinson 2,986	B. Robinson 10,654	C. RIPKEN 1,445
C. RIPKEN 2,543	C. RIPKEN 9,832	B. Robinson 1,232
Belanger 1,962	Murray 7,075	Murray 1,084
Murray 1,884	Powell 5,912	Powell 796
Powell 1,763	Belanger 5,734	Bumbry 772
Blair 1,700	Blair 5,606	Blair 737
Singleton 1,446	Singleton 5,115	ANDERSON 712
Bumby 1,428	Bumby 4,958	Singleton 684
Dempsey 1,245	ANDERSON 4,292	Belanger 670
Dauer 1,140	Dauer 3,829	F. Robinson 555
HITS	DOUBLES	TRIPLES
B. Robinson 2,848	C. RIPKEN 517	B. Robinson 68
C. RIPKEN 2,715	B. Robinson 482	ANDERSON 53
Murray 2,080	Murray 363	Bumby 52
Powell 1,574	Blair 269	Blair 51
Singleton 1,455	Powell 243	C. RIPKEN 43
Blair 1,426	ANDERSON 235	Aparicio 34
Bumby 1,403	Singleton 235	Belanger 33
Belanger 1,304	Bumby 217	Devereaux 32
ANDERSON 1,125	Dauer 193	Grich 27
Dauer 984	D. Johnson 186	Murray 25
HOME RUNS	TOTAL BASES	RUNS BATTED IN
C. RIPKEN 370	C. RIPKEN 4,428	C. RIPKEN 1,453
Murray 343	B. Robinson 4,270	B. Robinson 1,357
Powell 303	Murray 3,522	Murray 1,224
B. Robinson 268	Powell 2,748	Powell 1,063
Singleton 182	Singleton 2,274	Singleton 767
F. Robinson 179	Blair 2,175	Blair 567
Triandos 142	ANDERSON 1,886	F. Robinson 545
ANDERSON 140	Bumby 1,883	ANDERSON 517
PALMEIRO 139	Belanger 1,604	Triandos 517
HOILES 136	F. Robinson 1,598	L. May 487
EXTRA-BASE HITS	BATTING AVERAGE	STOLEN BASES
C. RIPKEN 930	Nieman 303	Bumby 252
B. Robinson 818	BAINES 301	ANDERSON 222
Murray 731	Boyd 301	Blair 167
Powell 557	F. Robinson 300	Aparicio 166
Blair 446	Murray 294	Belanger 166
Singleton 436	T. Davis 291	Baylor 118
ANDERSON 428	PALMEIRO 291	Buford 85
F. Robinson 340	Rettenmund 284	Grich 77
Bumby 322	Singleton 284	Devereaux 73
DeCinces 282	Bumby 283	Wiggins 71
WALKS	SLUGGING PCT.	
C. RIPKEN 1,016	F. Robinson 543	
Powell 889	PALMEIRO 539	
Singleton 885	Gentile 512	
Murray 883	BAINES 503	
B. Robinson 860	Murray 498	
ANDERSON 604	Nieman 491	
Belanger 571	Lynn 478	
Bumby 464	HOILES 467	
F. Robinson 460	Powell 465	
Grich 457	Lowenstein 460	

*Won-Lost Pct.—minimum 50 decisions

**Batting Average—minimum 1,200 at-bats

ORIOLES HOME RUN AND RBI RECORDS BY POSITION

Pos	Player	HR	Yr	Pos	Player	RBI	Yr
1B	Jim Gentile	45*(46)	'61	1B	Rafael Palmeiro	142	'96
2B	Roberto Alomar	20*(22)	'96	2B	Roberto Alomar	84*(94)	'96
3B	Brooks Robinson	28	'64	3B	Brooks Robinson	118	'64
SS	Cal Ripken Jr.	34	'91	SS	Cal Ripken Jr.	114	'91
LF	Boog Powell	39	'64	LF	Boog Powell	94*(99)	'64
CF	Brady Anderson	50	'96	CF	Brady Anderson	109*(110)	'96
RF	Frank Robinson	47*(49)	'66	RF	Frank Robinson	117*(122)	'66
C	Gus Triandos	30	'58	C	Chris Hoiles	82	'93
P	Jack Harshman	6	'58	P	Jack Harshman	14	'58
DH	Lee May	25	'78	DH	Tommy Davis	83*(89)	'73
						83*(84)	'74
						83*(84)	'83

*HR & RBI at that position only. Total HR/RBI for season are in parentheses.

BALTIMORE ORIOLES RECORDS

1954 thru 1997

BATTING: Individual—By Game

KEY

*—American League Record

**—Ties American League Record

§—Major League Record

§§—Ties Major League Record

a—Boyd & Goodman were the first two of only 4 O's to get 5 hits in one game in 38 seasons at Memorial Stadium,

and they did it in the same game, Sep 15, '57

b—only Orioles to get 200 hits in a season

c—M.L. record for a relief pitcher

d—Does not include errors

e—Record held by many players

f—Rolaids Relief formula: (3pts for save+2 pts for win-2pts for loss-2 pts for blown save)

Most Hits	5	Accomplished 32 times, most recently by Rafael Palmeiro , 5/17/96 vs. Sea (H); 3 times— Luis Aparicio (all in '66); Cal Ripken (8/22/82 vs. Tex (A), 9/3/83 vs. Min (A), 5/5/85 vs. Min (A))... Twice— Don Baylor , Bob Boyd , Al Bumbry , Tommy Davis , Brooks Robinson ... Once— Jerry Adair , Mark Belanger , Paul Blair ('69 ALCS), Phil Bradley , Rich Coggins , Clint Courtney , Rich Dauer , Mike Devereaux , Billy Goodman , Mark McLemore , Bob Melvin , Eddie Murray , Joe Orsulak , Russ Snyder , Gene Woodling
Most Hits, Home Games	5	Accomplished 6 times, most recently by Rafael Palmeiro 5/17/96 vs. Sea (H); also by Jerry Adair [8/24/62—vs. NYY] Bob Boyd [9/15/57 vs. Cle] Rich Dauer [6/2/80]—vs. Mil], Billy Goodman [9/15/57], Mark McLemore [6/9/93—vs. Oak]
Most Runs	4	Accomplished 37 times, most recently by Roberto Alomar , 4/26/97 vs. Bos (H); 4 times by Brady Anderson [6/23/91 vs. KC (A), 4/26/94 vs. Oak (H), 4/29/95 vs. Min (A), 6/16/96 vs. KC (A)]... 3 times— Merv Rettenmund
Most RBI	9	Jim Gentile —May 9, '61 vs. Minnesota (A) Eddie Murray —Aug 26, '85 vs. California (A)
Most RBI, Home Game	7	Boog Powell —July 6, '86 vs. KC A's Eddie Murray —May 18, '86 vs. Oakland
Most RBI, at OPACY	6	Roberto Alomar —Apr 26, '97 vs. Boston (H) Eric Davis —Apr 23, '97 vs. Chicago (H)
Most RBI, Opp	8	Danny Tartabull —Sept 8, '92, New York (H)
Most RBI, D-header	11	Boog Powell —July 6, '86 vs. KC A's (H)
Most Doubles	4	Charlie Lau —July 13, '62 vs. Cleveland (H) Dave Duncan —June 30, '75 vs. Boston (A)
Most Triples	3	Al Bumbry —Sept 22, '73 vs. Milwaukee (A)
Most Home Runs	3	See Home Run Section on page 309
Most Total Bases	13	Eddie Murray (twice)—Sept 14, '80 vs. Toronto (A) & Aug 26, '85 vs. California (A) Boog Powell —Aug 15, '66 vs. Boston (A) Cal Ripken —Sept 3, '83 vs. Minnesota (A) Dan Ford —July 20, '83 vs. Seattle (A) Lee Lacy —June 8, '86 vs. New York (A) Roberto Alomar —Apr 26, '97 vs. Boston (H)
Most Total Bases, Home Game	13	Roberto Alomar —Apr 26, '97 vs. Boston (H)
Most Total Bases, Opp	16	Rocky Colavito —June 10, '59 vs. Cleveland (H)
Most Stolen Bases	3	Accomplished 15 times, most recently by Brady Anderson , 6/11/96 vs. Det (A); 5 times— Luis Aparicio ; 3 times— Don Baylor ; Once— Paul Blair , Don Buford , Al Bumbry , Mike Devereaux , Steve Finley , Larry Harlow
Most Stolen Bases, Opp	4	Rickey Henderson —June 26, '85 vs. New York (A) Dave Collins —Aug 5, '84 vs. Toronto (H) John Jaha —Sept 12, '92 vs. Milwaukee (H) Chad Curtis —Apr 17, '93, vs. California (H) Roberto Alomar —June 8, '91 vs. Toronto (H)
Most Base on Balls	5	Bobby Grich —Aug 9, '75 vs. Chicago (A) [9 inn, consecutive] Phil Bradley —Sept 7, '89 vs. Texas (A)
Most Strikeouts, Extra Inning Game	5§§	Sam Horn —July 17, '91 vs. Kansas City (A) [15 inn, consecutive] Chris Hoiles —June 14, '97 vs. Atlanta (A) [12 inn, consecutive]
Most Consecutive Hits	10	Ken Singleton —Aug 26-28, '81
Most Consecutive Times, Reached Safely	13	Jim Dwyer —Sept 29 thru Oct 2, '82 [5 walks/8 hits] Harold Baines —Apr 30 thru May 4, '93 [5 walks/8 hits]
Most Times Reaching Base on Error	3*§§	Phil Bradley —Aug 4, '89 vs. Texas (H)

BATTING: Individual—By Season

Most Games	163	Brooks Robinson '61, '64 163 Cal Ripken '96
Most Consec Games, One or more seasons	2,478	Cal Ripken May 30, '82-'97
Most Consec Games at one position	2,216§	Cal Ripken July 1, '82 thru July 14, '96
Most Consec Innings, one or more seasons	8,234§	Cal Ripken June 5, '82 thru Sep 14, '87
Most At Bats	668	Brooks Robinson '61
Most Plate Appnces	749	Brady Anderson '92
Most Runs	132	Roberto Alomar '96
Most Hits	211	Cal Ripken '83
	210	Cal Ripken '91

205	Al Bumbry '80
Most Total Bases	369 Brady Anderson '96
Most Singles	158 Al Bumbry '80
Most Doubles	47 Cal Ripken '83
Most Triples	12 Paul Blair '67
Most HR, RHB	49 Frank Robinson '66
Most HR, LHB	50 Brady Anderson '96
Most HR, Leadoff Hitter	34§ Brady Anderson '96
Most HR, leading off game	12§ Brady Anderson '96
Most Consec Games	
Leading off with HR	4§ Brady Anderson Apr 18-21 '96
Most Extra Base Hits	92 Brady Anderson '96
Most RBI, LHB	142 Rafael Palmeiro '96
Most RBI, RHB	122 Frank Robinson '66
Most RBI, Switch	124 Eddie Murray '82
Most RBI, Month	32 Mike Young Aug '85
Most GWRBI	21 Jim Gentile (unofficial) '61
	20 Eddie Murray '82
Most Consec Games	
Hit Safely	24 Rafael Palmeiro '94
Most Sac Hits	23 Mark Belanger '75
Most Sac Flies	17** Bobby Bonilla '96
Most Stolen Bases	57 Luis Aparicio '64
Most Walks	118 Ken Singleton '75
Most Int Walks	25 Eddie Murray '84
Most Strikeouts	160 Mickey Tettleton '90
Fewest Strikeouts	19 Rich Dauer (618 app) '80
	7 Clint Courtney (437 apps: non-qualifier) '54
Most Hit by Pitch	22 Brady Anderson '96
Most GDP	32 Cal Ripken '85
Most Pinch Hits	24* Dave Philley '61
Most Consec Pinch Hits	6 Bob Johnson '64
Most Pinch Hit RBI	18 Dave Philley '61
Highest Batting Avg	.3283 Ken Singleton (536-176) '77
	.3282 Roberto Alomar (588-193) '96
Highest Slugging Avg	.646 Jim Gentile (486-314) '61
Highest On-Base Pct	.438 Ken Singleton (651-285) '77

CLUB BATTING: Game—Inning

Most Runs, Inning	10	Jul 8, '69—vs. New York (H) Apr 29, '79—vs. Oakland (A) Aug 21, '85—vs. Seattle (A)
Most Runs, Game	19	Aug 28, '67—vs. Cleveland (A)
Most Runs, Home Game	18	Sept 28, '73—vs. Cleveland (A)
Most Runs, Game Both Clubs	34	June 26, '78—Tor-24, Bal-10 (A)
Most Runs, Both Clubs Home Game	27	May 17, '96—Bal-14, Sea-13
Most Runs Yielded, Inning	16	Apr 19, '96 vs. Tex (A) [8th inning]
Most Runs Yielded, Inning, Home	11	May 11, '62—to Washington
Most Runs Yielded, Game	26	Apr 19, '96—to Texas (A)
Largest Win Margin	17	July 27, '69—vs. Chicago (H), [17-0]
Largest Loss Margin	19	Apr 19, '96—to Texas (A), [7-26]
Largest Loss Margin, Shutout	16	Apr 30, '80—to New York (H), [0-16]
Most Hits, Inning	9	July 8, '69—vs. New York (H) Aug 28, '80—vs. California (H)
Most Hits Yielded, Inning	11	Sept 20, '83—to Detroit (A)
Most Hits, Game	26	Aug 28, '80—vs. California (H), [9 innings]
Most Hits, Game, Both Clubs	42	May 17, '96—Bal-21, Sea-21 [9 innings]
Most Hits, Doubleheader	35	June 23, '91—vs. Kansas City (A)
Most Hits Yielded, Home Game	23	June 19, '88—to Boston [9 innings]
Most Doubles, Game	9	July 30, '96—vs. Minnesota (A)
Most Triples, Game	3	5 Times—Most recently: Apr 29, '93 vs. Minnesota (H)
Most Home Runs, Game	7	See "Home Run" page 320
Most Total Bases, Game	41	Sept 16, '85—vs. Detroit (A)
	40	May 9, '87—vs. Chicago (A); Apr 27, '94—vs. California (A)
Most Total Bases, Game, Opp	53	Sept 14, '87—by Toronto (A)
Most Extra Base Hits, Game	11	Apr 27, '94—vs. California (A)
	10	June 26, '93—vs. New York (H)
		May 9, '87—vs. Chicago (A) Sept 16, '85—vs. Detroit (A) Sept 20, '84—vs. Boston (H)
Most Extra Base Hits, Game, Opp	12	June 21, '87—by Detroit (H) Sept 14, '87—by Toronto (A)
Most Stolen Bases, Game	7	Aug 28, '86 vs. Oakland (A)
Most Stolen Bases, Game, Opp	8	Sept 27, '65—by Kansas City (H)
Most Left on Base, Game	21	Aug 25, '68—vs. Boston (H), [18 innings] July 6, '92—vs. Chicago (H), [14 innings]
Most Left on Base, 9 Inn	18	May 15, '71—vs. Boston (A)
Most Left on Base, Shutout Loss	15**	Apr 9, '93 vs. Seattle (A)

HITTING FOR CYCLE

Brooks Robinson	Jul 15, '60—vs. Chicago (A) [5 hits...2 singles]
Cal Ripken	May 6, '84—vs. Texas (A) [4 hits]
VS O's: Tony Horton, Cle, July 2, '70 (at Bal); Larry Hise, Min, June 4, '76 (at Bal); George Brett, KC, May 28, '79 (at KC); Bob Watson, Bos, Sept 15, '79 (at Bal); Tony Phillips, Oak, May 16, '86 (at Bal); Mike Greenwell, Bos, Sept 14, '88 (at Bos)	

Most Strikeouts, Game, 9 Inn	17	May 26, '95—vs Seattle (A)—Randy Johnson 13, Dave Fleming 4
Most Strikeouts Game, Extra Inn	23	Oct 5, '96 vs Cle (A) (12 inn) (Division Series)
	21	Sept 12, '62 vs Wash (H) (16 inn) (regular season), all by Tom Cheney
Most Walks, Game	15	(Sept 28, '73)—vs Cleveland (H)—Wilcox, 5, Lamb 4, Johnson 5, Bosman 1

CLUB BATTING: Season

Highest Average	274	'96	Most Extra Base Hits	585	'96
Lowest Average	225	'68	Most GDP	159	'86
Highest Slugging Pct	472	'96	Most Sacrifice Hits	110	'57
Most Runs	949	'96	Most Sacrifice Flies	67	'96
Most Hits	1557	'96	Most Stolen Bases	150	'76
Most Total Bases	2685	'96	Most Walks	717	'70
Most Doubles	299	'96	Most Intentional Walks	69	'71
Most Triples	49	'54	Most Strikeouts	1019	'64, '88
Most Home Runs	257	'96	Most Hit by Pitch	65	'97

MOST HOME RUNS: Individual

Most Consecutive	4§§	Don Baylor—July 1-2, '75—vs Bos (A)—1 vs Det (A)—3 and Jeff Manto—June 8-9-10, '95—vs Sea (H)—1, Cal (H)—2, Cal (H)—1
Most, Game	3	Accomplished 15 times
3 Times:	Eddie Murray—	Aug 29, '79—vs Minnesota (A-Metro)
	Boog Powell—	Sept 14, '80—vs Toronto (A-Exhib Stadium)
		Aug 26, '85—vs California (A)
		Aug 10, '63—vs Washington (A-RFK)
		June 27, '64—vs Washington (A-RFK)
		Aug 15, '66—vs Boston (A)
Once:	Don Baylor—	July 2, '75—vs Detroit (A)
	Juan Beniquez—	June 12, '86—vs New York (H)
	Paul Blair—	Apr 29, '70—vs Chicago (A)
	Curt Blefary—	June 16, '67—vs California (A)
	Dan Ford—	July 20, '83—vs Seattle (A)
	Bobby Grich—	June 18, '74—vs Minnesota (H)
	Lee Lacy—	June 8, '86—vs New York (A)
	Randy Milligan—	June 9, '90—vs New York (H)
	Cal Ripken—	May 28, '96—vs Seattle (A)
	Roberto Alomar—	Apr 26, '97 vs Boston (H)
Most, Home Game	3	Bobby Grich—June 18, '74 vs Minnesota
		Juan Beniquez—June 12, '86 vs New York
		Randy Milligan—June 9, '90 vs New York
		Roberto Alomar—Apr 26, '97 vs Boston (H)
Most, Home Game, by Opp	4§§	Rocky Colavito—June 10, '59, Cleveland
	3	Manny Jimenez—July 4, '64, K.C. A's
		Lee Stanton—July 10, '73, California
Most, Road Game, by Opp	3	Preston Ward—Sept 9, '58, K.C. A's
		Bill Madlock—June 28, '87, Detroit
		Ernie Whitt—Sept 14, '87, Toronto
		Harold Baines—May 7, '91, Oakland
		Juan Gonzalez—Aug 28, '93, Texas
Most in Month of April	11	Brady Anderson—'96
Most, Season	50	Brady Anderson—'96
Most, Season, MS	27	Frank Robinson—'66
Most, Season, OPACY	21	Rafael Palmeiro—'95, '96
Most, Season, Rookie	28	Cal Ripken—'82
Most, Season, Pitcher	6	Jack Harshman—'58
Most, Lifetime, Oriole	353	Cal Ripken—'81-'96
Most, Lifetime, MS	160	Eddie Murray—'77-'88
	138	Brooks Robinson—'55-'77
	133	Boog Powell—'61-'74
Most, Lifetime, OPACY	74	Rafael Palmeiro—(73 as an Oriole)
Most Multi-Homer Games, Season	7	Frank Robinson—'66
		Brady Anderson—'96
Most Multi-Homer Games, Career	21	Eddie Murray—'77-'88, '96
Most Leading off, Career	27	Brady Anderson—'88-'97
Most Grand Slams, Season	5	Jim Gentile—'61
Most Grand Slams, Game	2§§	Jim Gentile—May 9, '61—vs Minnesota (A)
		Frank Robinson—June 26, '70—vs Washington (A)
Most Grand Slams, Lifetime	16	Eddie Murray—'77-'88, '96
Most, Season vs. One Opponent	11	Frank Robinson—vs Detroit, '66
Most, Season, by One Opponent	9	Frank Howard—Washington, '68
Most, Season, by Opponent, MS	5	Rocky Colavito—Detroit, '59
		Tony Perez—Boston, '80
		Jim Sundberg—Texas, '80
Most, Season, by Opponent, OPACY	6	Dean Palmer—Texas, '93
Most, Lifetime, by Opponent	70	Harmon Killebrew—Wash, Min '55-'75
Most, Lifetime, by Opponent, M.S.	30	Harmon Killebrew—Wash, Min '55-'75
Most, Lifetime, by Opponent, OPACY	12	Albert Belle—Cle, Cws '92-'97
Most, Pinch-Hit, Season	3	Whitey Herzog—'62
		Sam Bowens—'67
		Pat Kelly—'79
		Jim Dwyer—'86
		Sam Horn—'91

Most, Pinch-Hit, Lifetime, O's	9	Jim Dwyer—'80-'88
Most Consecutive Games, Hit HR	6	Reggie Jackson—July 18-23, '76
Most Extra Innings HRs, Game	2§§	Mike Young—May 28, '87 vs Cal (H)
Most Times Career, Hitting HRs Left & Right-handed Same Game	8	Eddie Murray—'77-'87
Most Times Season, Hitting HRs Left & Right-handed, Same Game	2**	Eddie Murray (twice): '82—Apr 24 vs Chi (A) & Aug 26 vs Tor (H); '87—May 8-9 vs Chi (A)
Most Consecutive Games Hitting HRs Left & Righthanded	2§§	Eddie Murray—'87—May 8-9 vs Chi (A)

Club Records: Game & Inning

Most, Game	7	May 17, '67—vs Bos (A) [Blair, B. Robinson, F. Robinson, Etchebarren, Bowens, Powell, D. Johnson]
		Aug 26, '85—vs Cal (A) [Murray—3, Shelby Rayford, Roenicke, Dempsey]
Most, Home Game, MS	6	May 28, '87—vs Cal
Most, Home Game, OPACY	6	July 1, '94—vs Cal
		Sept 5, '95—vs Cal
		Apr 11, '96—vs Cle
		Sept 14, '87—by Tor (A)
Most, Game, Opponent	10§	Sept 14, '87—by Tor (A)
Most, Home Game, MS, Opponent	6	June 10, '59—Cle [Colavito—4, Martin, Minosa]
Most, Home Game, OPACY, Opponent	5	July 1, '94—by Cal
		Apr 27, '97—by Bos
Most, Home Game, MS Both Clubs	8	May 28, '87—Bal-6, Cal-2
Most, Home Game, OPACY, Both Clubs	11	July 1, '94—Bal-6, Cal-5 (tied ML record)
Most, Inning	4	May 17, '67—vs Bos (A) [Etchebarren, Bowens, Powell, D. Johnson]
Most Succession	3	Apr 30, '61—Det (A) [Gentile, Triandos, Hansen]
		Sept 10, '65—vs KC (H) [B. Robinson, Blefary, Adair]
		Sept 4, '69—vs Det (A) [F. Robinson, Powell, B. Robinson]
		May 8, '79—vs Oak (H) [Murray, L. May, Roenicke]
		Sept 16, '85—vs Det (A) [Ripken, Murray, Lynn]
		Sept 5, '95—vs Cal (H) [Manto, Smith, Anderson]
Most consec games with HR	17	June 14-July 1, '94
		Aug 23-Sept 9, '97
Most, 11 consec games	32§	May 8-18, '87
Most, 12 consec games	35§	May 8-19, '87
Most, 13 consec games	36§	May 8-20, '87
Most, 14 consec games	38§	May 8-22, '87
Most, consec games, 2 or more	9§	May 8-16, '87
		Aug 3-11, '96

CLUB RECORDS: Season

Most, Season	257	'96	Most Opp, Home	125	'87
Most, Season, Home	121	'96	Most, O's & Opp, Home	235	'87
Most, Season, Opp	226	'87	Most, Pinch-Hit	11**	'82
Most, Season, O's & Opp	466§	'96	Most, Grand Slams	11	'96
Most Players with 20 or more HR, Season	7§	'96			
					[Brady Anderson-50, Rafael Palmeiro-39, Bobby Bonilla-28, Cal Ripken-26, Chris Hoiles-25, Roberto Alomar-22, B.J. Surhoff-21]
Most Pinch Hit Grand Slams	35§	'82			
Most, vs. One Club	32	vs Detroit, 18 games '66			
	28	vs Detroit, 13 games '96			
	25	vs Cleveland, 12 games '96			
Most, Month	58§	May '87			

THE ORIOLES "20-20" CLUB

In 1996, Brady Anderson became the first Oriole to hit at least 20 homers and steal at least 20 bases in the same season twice. Four Orioles in 44 seasons have hit at least 20 homers and stolen at least 20 bases in the same season:

1969—Paul Blair (HR-26, SB-20)	1976—Reggie Jackson (HR-27, SB-28)
1975—Don Baylor (HR-25, SB-32)	1992—Brady Anderson (9HR-21, SB-53)
	1996—Brady Anderson (HR-50, SB-21)

GRAND SLAM HOME RUNS

Lifetime Grand Slams by Current Orioles

TOTAL	AT BAL	PLAYER	OPPONENT	PITCHER
10	0	Joe Carter (1) Aug 12, '84 (2) June 20, '86 (3) Sept 4, '86 (4) April 22, '88 (5) April 23, '90 (6) Aug 4, '90 (7) July 8, '93 (8) April 22, '96 (9) July 10, '97 (10) July 23, '97	Cle vs NY Cle at Min Cle at Mil Cle at Min SD vs SF SD at Cin Tor vs Cal Tor at Sea Tor at Bos Tor vs Mil	Ron Guidry Frank Viola John Henry Johnson Keith Atherton Eric Gunderson Rick Mahler Darryl Scott Tim Davis Tom Gordon Joel Adamson
9	1	Eric Davis (1) Aug 27, '86 (2) May 1, '87 (3) May 3, '87 (4) May 30, '87 (5) July 16, '90 (6) May 18, '93 (7) May 4, '96 (8) May 5, '96 (9) April 23, '97	Cin at Pit Cin at Phi Cin at Phi Cin at Pit Cin vs Mon LA vs Cin Cin at SF Cin at SF Bal vs Cws	Don Robinson Don Carman Dan Schatzeder Don Taylor Zane Smith John Smiley Mark Dewey Jeff Juden Jamie Navarro
7	6	Cal Ripken Jr. (1) Sep 14, '82 (2) July 13, '83 (3) July 3, '94 (4) June 3, '95 (5) May 28, '96 (6) May 6, '97 (7) June 30, '97	Bal vs NY Bal vs Oak Bal vs Cal Bal vs Oak Bal at Sea Bal vs Ana Bal vs Phi	Mike Morgan Tim Conroy Brian Anderson Mike Harkey Mike Jackson Pep Harris Calvin Maduro
5	4	Chris Hoiles (1) June 23, '91 (2) May 4, '92 (3) June 22, '93 (4) May 17, '96 (5) Aug 26, '96	Bal at KC Bal vs Tex Bal vs Det Bal vs Sea Bal vs Oak	Jeff Montgomery Todd Burns Kurt Knudsen Norm Charlton Carlos Reyes
4	1	B.J. Surhoff (1) Apr 26, '89 (2) Apr 4, '92 (3) May 14, '96 (4) June 6, '96	Mil vs Min Mil vs Min Bal at Oak Bal vs Det	Gary Wayne Rick Aguilera Carlos Reyes Felipe Lira
4	2	Rafael Palmeiro (1) Oct 1, '88 (2) Apr 22, '92 (3) July 27, '96 (4) Aug 22, '97	ChiC at Pit Tex at Det Bal vs Cle Bal vs KC	Bob Kipper Scott Aldred Orel Hershiser Hector Carrasco
3	2	Roberto Alomar (1) Aug 29, '93 (2) May 4, '96 (3) May 4, '97	Tor at Sea Bal vs. Mil Bal vs Oak	Eric Hanson Kevin Wickander Don Wengert
2	2	Brady Anderson (1) Sep 30, '95 (2) Aug 26, '97	Bal vs. Det Bal vs KC	Sean Bergman Glendon Rusch
1	0	Mike Bordick (1) Aug 5, '95	Oak vs Sea	Salomon Torres
1	0	Ozzie Guillen (1) Sept 5, '91	CWS vs KC	Storm Davis

GRAND SLAM NOTES

ORIOLES LEAD MAJORS SINCE '80: The O's have belted 90 grand slams starting in 1980, more than any other team...Boston is next with 77, followed by Seattle with 75.

THRU THE YEARS: The O's have "out-slammed" their opponents, 175-117, over the last 44 years (including post-season)...*They have a 94-53 advantage in Baltimore, 19-12 at Oriole Park at Camden Yards.*

THREE IN ONE GAME: The Orioles and Texas combined to hit a major league-record 3 grand slams on Aug 6, '86 in the Rangers' 13-11 win at Memorial Stadium. **Jim Dwyer** and **Larry Sheets** hit 4th inning grand slams for the O's, only the 5th time in history one club has hit 2 grand slams in an inning. It was the 4th time the O's had hit 2 grand slams in one game. **Toby Harrah** hit Texas' slam. Houston and Chicago tied the record on June 3, '87.

TWO IN ONE GAME: **Jim Gentile** and **Frank Robinson** are among 8 players who have hit 2 grand slams in one game, and they are among 4 players who have done it in consecutive at bats. Gentile hit slams in the 1st and 2nd innings at Minnesota on May 9, '61. Robinson did it in the 5th and 6th innings at Washington on June 26, '70.

GENTILE HIT 5 IN '61: Gentile set an American League record and tied the major league record then held by the Cubs' **Ernie Banks** when he hit 5 bases loaded homers in '61. The Yankees' **Don Mattingly** broke the mark with 6 grand slams in '87.

POST-SEASON SLAMMING PITCHERS: **Mike Cuellar** and **Dave McNally** are the only 2 major league pitchers to hit grand slams in post-season play, and both did it in '70 with the Orioles. Cuellar connected in ALCS Game 1 off the Twins' **Jim Perry** (at Minnesota). McNally hit his in World Series Game 3 off the Reds' **Wayne Granger** at Memorial Stadium. Cuellar's slam was the first in LCS history.

OPPONENTS: The 1978 and 1993 Orioles allowed grand slams in 3 consecutive games, tying the major league record set by the 1901 Reds...The '78 O's allowed slams in 3 straight games, Apr 7-9, at Milwaukee...The '93 O's did it Aug. 10-12, all at Detroit...Eight opponents have hit two career grand slams against the Orioles...Nobody has hit more...Three hit both of theirs at Memorial Stadium: **Roy Sievers** (Wash), **Moose Skowron** (NY) and **Mike Epstein** (Wash)...Oakland's **Carlos Reyes** in '96 became the 14th opposing pitcher to give up two grand slams against the Orioles and the third to throw them both in the same season, joining Chicago's **Terry Forster** ('76) and **Jack Harshman** ('55).

GOPHER PITCHERS: **Milt Pappas** gave up 6 bases loaded homers as an Oriole, most by any O's hurler. Pappas gave up 9 overall in his career, tying **Jerry Reuss** (1969-90) and **Ned Garver** (1948-61) for most career grand slams allowed...**Dave McNally** and **Scott McGregor** are next among Orioles pitchers, allowing 4 apiece...Among current O's hurlers, **Mike Mussina** and **Armando Benitez** have allowed 3 each, with one of Benitez's coming in the 1996 Division Series to Cleveland's **Albert Belle**...On the other hand, **Jim Palmer** never allowed a slam in 558 games spanning nearly 4,000 innings.

GRAND SLAMS BY ORIOLES

1954 thru 1997

TOTAL	ATBAL	PLAYER	TOTAL	ATBAL	PLAYER
16	10	Eddie Murray	1	0	Luis Aparicio
7	4	Boog Powell	1	1	Benny Ayala
7	6	Cal Ripken	1	1	Frank Baker
6	2	Jim Gentile	1	0	Bret Barberie
6	4	Brooks Robinson	1	1	Phil Bradley
5	3	Doug DeCinces	1	0	Jim Busby
5	4	Chris Hoiles	1	0	Mike Cuellar
5	5	Lee May	1	1	Eric Davis
5	1	Gary Roenicke	1	1	Jim Dwyer
5	2	Ken Singleton	1	1	Jim Dyck
5	1	Gus Triandos	1	1	Dwight Evans
4	3	Terry Crowley	1	0	Steve Finley
4	3	Pat Kelly	1	1	Dan Ford
4	2	Fred Lynn	1	1	Tito Francona
3	2	Harold Baines	1	0	Leo Gomez
3	2	Paul Blair	1	0	Dan Graham
3	2	Curt Blefary	1	0	Pete Incaviglia
3	2	Bobby Bonilla	1	1	Dave Johnson
3	2	Mike Devereaux	1	1	Bob Kennedy
3	1	Reggie Jackson	1	0	Billy Klaus
3	1	John Lowenstein	1	1	Curt Motton
2	2	Roberto Alomar	1	0	Joe Orsulak
2	2	Brady Anderson	1	1	Mike Pagliarulo
2	1	Don Buford	1	0	Albie Pearson
2	0	Fritz Connally	1	1	Dave Philley
2	1	Tommy Davis	1	1	Merv Rettenmund
2	1	Rick Dempsey	1	1	Lenn Sakata
2	1	Bobby Grich*	1	0	Rick Schu
2	0	Wayne Gross	1	1	Larry Sheets
2	1	Elrod Hendricks	1	0	John Shelby
2	0	Sam Horn	1	1	Jim Traber
2	2	Dave McNally	1	1	Dick Williams
2	2	Randy Milligan	1	1	Earl Williams
2	2	Joe Nolan	1	0	Mike Young
2	2	Rafael Palmeiro	175	101	Orioles Totals
2	0	Frank Robinson			
2	0	Billy Smith			
2	1	B.J. Surhoff			
2	1	Gene Woodling			

* NOTE: Grich's grand slams came off brothers—Gaylord and Jim Perry

PITCHING: Individual—By Game(s)

Most Strikeouts, Game	15	Mike Mussina—Oct 11, '97 vs Cle (A)—ALCS #3
	14	Bob Turley—Apr 21, '54 vs Cle (H)
		Connie Johnson—Sept 2, '57 vs NYY (H)
		Mike Boddicker—Oct 6, '83 vs Cws (H)—ALCS#2
Most Bases on Balls, Game	12	Mike Mussina—May 16, '93 vs Det (A); July 5, '97 vs Det (A)
Most Inn Pitched, Game	16	Jack Fisher—Aug 30, '61 vs LA (A), 9 Inn
Fewest Batters Faced, 9 Inning Game	27	Jerry Walker—Sept 11, '59 vs Chi (H)
		Bob Milacki—Apr 23, '89 vs Minn (H)
		Jim Palmer—May 12, '67 vs NYY (A)
		Mike Flanagan—May 3, '82 vs Sea (H)
Most Consec. Shutout inn	41	Gregg Olson—Aug 4, '89 to May 4, '90
Most Consec. Shutouts	3	Jack Fisher—1960; Hal Brown—1961; Milt Pappas—1964; Tom Phoebus—1967; Jim Palmer—1978
Most Consecutive Games Won, Reliever, 3		
Consecutive Games	355	Grant Jackson—Sept 29, 30, Oct 1, '74, 5.1 innings
Most Wins, One Day	255	Wes Stock—May 26, '63 vs Cle (A)
Most Losses, One Day	255	Don Aase—Aug 28, '86 vs Oak (A)

CLUB PITCHING: By Game(s)

Most Strikeouts, 9 inn game	17	Sept 18, '68 vs. Bos (A)—Roger Nelson 13, Moe Drabowsky 3, Fred Beene 1
Most Strikeouts, extra inn game	21	July 5, '97 vs Det (A)—Mike Mussina 14, Terry Mathews 3, June 4, '67 vs Wash (H), 19 Innings—Steve Barber 2, Wally Bunker 5, Eddie Watt 5, Eddie Fisher 3, Stu Miller 6; Oct 11, '97 vs Cle (A)—ALCS #3—Mike Mussina 15, Amardo Benitez 1, Jesse Orosco 1, Arthur Rhodes 2, Randy Myers 2
Most Base on Balls, game	14	Apr 30, '68 vs. NYY (H)—Bruce Howard 6, Gene Brabender 5, Eddie Watt 3; and May 25, '95 vs Oak (A)—Arthur Rhodes 6, Mike Oquist 2, Alan Mills 2, Amardo Benitez 4

INDIVIDUAL PITCHING: By Season

Most Games	76	Tippy Martinez	'82
Most Games, Rookie	64	Gregg Olson	'89
Most Games Started	40	Dave McNally	'69-'70
		Mike Cuellar	'70
		Mike Flanagan	'78
Most Games Started, Rookie	36	Bob Milacki	'89
Most Complete Games	25	Jim Palmer	'75
Most Games Finished	62	Gregg Olson	'91
Most Wins	25	Steve Stone	'80
Most Wins, Rookie	19	Wally Bunker	'64
Most Losses	21	Don Larsen (W-3)	'54
Best Won-Lost Pct	.808	Dave McNally (21-5)	'71
Most Bases on Balls	181	Bob Turley	'54
Most Hit Batsmen	15	Chuck Estrada	'60
Most Strikeouts	218	Mike Mussina	'97
Most Innings Pitched	323	Jim Palmer	'75
Most Innings Pitched, Rookie	243	Bob Milacki	'89
Most Shutouts	10	Jim Palmer	'75
Most Consec. Shutout Inn, season	36	Hal Brown	July 7 to Aug 8, '81
Most Consec. Shutout inn.	41	Gregg Olson	Aug 4, '89 to May 4, '90
Most Home Runs Allowed	35	Robin Roberts	'63
		Scott McGregor	'86
Fewest Home Runs Allowed (by qualifier)	8	Milt Pappas (209 ip)	'59
		Billy Loes (155 ip)	'68
Lowest ERA (by qualifier)	1.95	Dave McNally	'68
Highest ERA (by qualifier)	5.75	Rick Sutcliffe	'93
Most Saves	45	Randy Myers	'97
Most Saves, Rookie	27	Gregg Olson	'89
Most Wins, Reliever	14	Stu Miller	'65
Most Relief Points	131	Randy Myers	'97
Most Innings Pitched by Reliever	140.1	Sammy Stewart	'83
Most Consecutive Scoreless Appearances	29	Gregg Olson—Aug 4, '89—May 4, '90	
Most Consecutive Wins	17	Dave McNally—Sept 22, '68 to Aug 3, '69	
Most Consecutive Losses	13	Mike Boddicker—('87-'88)	
Most Consecutive Wins, Season	15	Dave McNally—Apr 12 to Aug 3, '69	
Most Consecutive Losses, Season	10	Jay Tibbs—('88)	
Most Wins vs One Club, Season	6	Wally Bunker—vs KC, '64	
Most Losses vs. One Club, Season	5	Don Larsen—1954 vs Cws	
		Joe Coleman—1954 vs NYY	
		Jim Wilson—1955 vs Cle	
		Bud Daley, K.C.—1959	
Most Wins by Opp, Season	6	Joe Coleman, Jr., Det—1973	
Most Wins by Opp, Season, (Since '61 Expansion)	5	Pat Dobson, Cle—1976	
	5	Ned Garver, KC—1957	
	5	Dick Stigman, Min—1963	
		Stan Williams, Cle—1969	
		"Catfish" Hunter, NYY—1976	

CLUB PITCHING: By Season

Most Consecutive Shutouts	5	Sept 2 thru 6, '74 vs Bos (H) 3 games, vs Cle (A) 2 games [Grimsley-cg, Cuellar-cg, Palmer-cg, McNally-cg, Cuellar-cg] and Sept 26 thru Oct 1, '95 vs Tor (A) 2 games, vs Det (H) 3 games [Mussina-cg,
---------------------------	---	--

Erickson-cg, Brown-cg, McDonald, Mussina-cg)	
Sept 1 (from 9th Inn) - 7 (thru 8th Inn), '74	
Most Consecutive Shutout Innings	54
Most Complete Games, Season	71
Most Consecutive Complete Games	7
Most Shutouts, Season	21
Fewest Shutouts, Season	1
Most Strikeouts, Season	1,139
Most Bases on Balls, Season	688
Fewest Base on Balls, Season	395
Lowest ERA, Season	2.53
Highest ERA, Season	5.01
Most Saves, Season	59
Most Hits Allowed, Season	1,604
Most Runs Allowed, Season	880
Most Home Runs Allowed, Season	226
Fewest Home Runs Allowed, Full Season	78
Most Grand Slams Allowed, Season	7

BIGGEST LIFETIME WINNERS/LOSERS VS. O'S

WINNERS: Yankees Hall of Famer **Whitey Ford**, who retired in 1967, has beaten the Orioles more than any other pitcher. He was 30-16 against the Birds and was one of 13 pitchers to have posted 20 or more wins lifetime against the O's. The others: "Catfish" Hunter (26-24), **Mickey Lolich** (25-19), **Billy Pierce** (23-11), **Early Wynn** and **Frank Sullivan** (both 21-8), **Bert Blyleven** (20-14), **Frank Tanana** (21-17), **Jim Kaat** (21-21), **Earl Wilson** (20-9), **Luis Tiant** and **Jim Perry** (both 20-22) and **Camillo Pascual** (20-23).

Among active hurlers, **Mark Langston** (17-10) has the most wins against the Orioles, followed by **Roger Clemens** (14-9). Others with at least 10 wins vs. the Birds are **Jack McDowell** (10-6) and current Oriole **Jimmy Key** (12-10).

LOSERS: Hunter, the 2nd biggest lifetime winner vs. Baltimore, also is the biggest lifetime loser (24 losses)...At one time, Catfish had a 23-16 mark vs. the O's but lost 8 of his last 11 decisions against them from '76 thru '79...There have been 4 other 20-game losers vs. the Orioles: Tiant and Jim Perry (22 each), Kaat and Fritz Peterson (14-21)...Three pitchers lost 19 games to the O's: Lolich, **Gaylord Perry** (12-19) and **Sam McDowell** (9-19)...**Noan Ryan** finished 10-17 vs. Baltimore.

Among active pitchers, **Bobby Witt** (7-12) has the most losses. Key and Langston are the only others with as many as 10 losses, followed by Clemens and **Danny Darwin** (9-9)...**Randy Johnson** is 3-7 vs. the Orioles.

O'S 20-GAME WINNERS

Year	Pitcher	Record	Year	Pitcher	Record
1963	Steve Barber	20-13	1973	Jim Palmer	22-9
1968	Dave McNally	22-10	1974	Mike Cuellar	22-10
1969	Dave McNally	20-7	1975	Jim Palmer	23-11
	Mike Cuellar	23-11		Mike Torrez	20-9
1970	Dave McNally	24-9	1976	Jim Palmer	22-13
	Mike Cuellar	24-8		Wayne Garland	20-7
	Jim Palmer	20-10	1977	Jim Palmer	20-11
1971	Dave McNally	21-5	1978	Jim Palmer	21-12
	Mike Cuellar	20-9	1979	Mike Flanagan	23-9
	Jim Palmer	20-9	1980	Steve Stone	25-7
	Pat Dobson	20-8		Scott McGregor	20-6
1972	Jim Palmer	21-10	1984	Mike Boddicker	20-11

Notes on 20-Game Winners

Although the Orioles have not had one in the past 13 seasons, Baltimore pitchers have produced 24 20-game winners in the past 30 years (starting in '68), more than any other major league club. The A's (14), Yankees and White Sox (11 each) and Dodgers (10) are the only other teams with more than nine in that time.

From '68 thru '80, a span of 13 years, at least one Oriole pitcher accumulated 20 or more victories to set a major league record. The old standard was 12 by the New York Giants from '03 to '14, a mark single-handedly assured by **Christy Mathewson**, who won 20+ in each of those years.

In 1971, four Baltimore pitchers reached the 20-win plateau. The only other foursome in the entire history of major league baseball to have achieved the feat was a quartet from the 1920 White Sox (51 years earlier): Urban "Red" Faber-23, Claude Williams-22, Dickie Kerr-21, and Ed Cicotte-21. Despite that achievement, the White Sox finished second that year, two games behind Cleveland.

The four Orioles all won their 20th games within 6 days: Dave McNally was the first on 9/21; then in a series in Cleveland, the other three joined him: Mike Cuellar (9/24—first game-clinched division title), Pat Dobson (9/24—2nd game), and Jim Palmer (9/26).

Steve Stone was the earliest 20-game winner in club history, winning his 20th game on August 19 en route to a team record 25 victories in '80. Three other Orioles' hurlers have recorded their 20th wins in August: McNally (8/25) and Cuellar (8/27) in '71 and Palmer (8/20) in '75.

The first Oriole to win 20, and the only one in the club's first 14 seasons in Baltimore ('54 thru '67), was lefthander Steve Barber in '63.

LOW HIT GAMES

No-Hit Games (5)

- * Hoyt Wilhelm, vs NYY, 9/20/58 (H)
- * Steve Barber—Stu Miller, vs. Det, 4/30/67* (H) [O's lost 2-1 when Det scored twice in top of 9th inn on wild pitch and error]
- * Tom Phoebus, vs. Bos, 4/27/68 (H)
- * Jim Palmer, vs. Oak, 8/13/69 (H)
- * \$\$\$Bob Milacki—Mike Flanagan—Mark Williamson—Gregg Olson, vs. Oak 7/13/91 (A)

\$\$—Ties Major League Record for most pitchers used in a no-hitter

One-Hit Games (32)

- Joe Coleman, vs NY, 9/9/54 (H)
- *C. Johnson—G. Zuverink, vs Chi, 6/21/56 (A)
- Hoyt Wilhelm, vs NY, 5/22/59 (H)
- Steve Barber, vs KC, 7/28/60 (H)
- Billy Hoelt, vs Was, 8/19/61 (A)
- Wally Bunker, vs Was, 5/5/64 (H)
- Wally Bunker, vs KC, 7/3/64 (H)
- Milt Pappas, vs Min, 9/2/64 (A)
- *Frank Bertina, vs KC, 9/12/64 (H)
- Dave McNally, vs Was, 10/1/64 (H)
- Steve Barber, vs Cal, 4/16/67 (A)
- Jim Palmer, vs NY, 5/12/67 (A)
- Dave Leonhard, vs Det, 5/6/68 (H)
- Dave McNally, vs Min, 5/15/69 (A)
- Mike Cuellar, vs Min, 8/10/69 (H)
- Mike Cuellar, vs KC, 5/12/71 (H)
- Jim Palmer, vs Cle, 7/27/73* (H)
- Mike Cuellar, vs Cal, 5/31/75 (A)
- Jim Palmer, vs Min, 8/10/76 (H)
- S. Stone-T. Martinez, vs Mil, 7/30/79 (A)
- Jim Palmer, vs Min, 9/4/82 (H)
- Mike Boddicker—Sammy Stewart—T. Martinez, vs NY, 10/2/83 (H)
- Mike Boddicker, vs Tor, 8/13/84 (A)
- D. Martinez, vs Cal, 6/5/85 (H)
- Mike Boddicker, vs KC, 4/28/87 (A)
- Bob Milacki—Tom Niedenfuer vs Det, 9/18/88 (A)
- Mike Mussina, vs Tex, 7/17/92 (A)
- Ben McDonald, vs KC, 7/20/93 (H)
- Ben McDonald, vs Mil, 8/5/94 (A)
- Mike Mussina, vs Cle 5/30/97 (H)

a—Johnson and Zuverink were beaten, 1-0, by Jack Harshman who also pitched one-hitter.
b—Bertina defeated Bob Myer who also threw one-hitter, 1-0.

NO-HITTERS BY OPPONENTS (4)

- (1) May 5, 1962 by **Bo Belinsky** for the California Angels at Dodger Stadium. Belinsky defeated his former roommate in the O's farm system, **Steve Barber**, 2-0.
- (2) June 1, 1975 by **Nolan Ryan** for the California Angels at Anaheim Stadium. He defeated **Ross Grimsley**, 1-0. It was the 4th of Ryan's 7 major league no-hitters.
- (3) April 15, 1987 by **Juan Nieves** for the Milwaukee Brewers at Baltimore Memorial Stadium. The score was 7-0 and the losing pitcher was **Mike Flanagan**.
- (4) August 11, 1991 by rookie **Wilson Alvarez** for the Chicago White Sox at Baltimore Memorial Stadium. The score was 7-0 and the losing pitcher was **Dave Johnson**.

LONG GAMES BY ORIOLES PITCHERS

IP	PITCHER	OPPONENT	DATE	W/L/ND	CG/SHO
16	Jerry Walker	Chi	9/11/59	W, 1-0	CG-SHO
15	Ray Moore	Det	5/21/57	ND	
14	Ross Grimsley	NY	9/11/74	ND	
13.1	Robin Roberts	KC	6/30/63	L, 1-3	
13	Jim Wilson	Cle	5/31/55	L, 1-2	CG
	Billy O'Dell	Cle	5/3/58	W, 3-2	CG

NEAR NO-HITTERS SPOILED IN THE 9TH INNING

No.	Pitcher	Date	Opp	Outs	Final	Details
1.	Bob Turley	4/21/54	vs. Cle	1	1-2	An Al Rosen single, followed by a Larry Doby home run pinned the 2-1 loss on Turley. Andy Carey and Hank Bauer hit back-to-back singles. Ferrarese finished the game with a 2-hit shutout.
2.	Don Ferrarese	5/12/56	at NY	0	1-0	Cesar Tovar singled and the next batter, Rod Carew, gld'd to end it. For the second time in 3 months Cesar Tovar managed to end a Baltimore no-no with a single. Cuellar retired the next 3 batters in order for the win.
3.	Dave McNally	5/15/69	at Minn	1	5-0	With a perfect game going, Ken Suarez hit a single followed by a walk and an rbi single before Toby Harrah gld'd to end it.
4.	Mike Cuellar	8/10/69	vs. Minn	0	2-0	O's leading 4-1 when Dick Green led off with hit...A's went on to score 5 runs on 4 hits and 3 errors...Loser was Garland.
5.	Jim Palmer	6/16/73	vs. Tex	1	9-1	Gary Alexander hit a homer...2 singles followed before Don Stanhouse came on to fan Wayne Cagle.
6.	Wayne Garland	7/15/74	vs. OAK	0	4-6	Rick Leach, pinch hitting for Tom Brookers, led off with his first homer of the year...Next hitter walked and Tippy Martinez came on to give up another hit but retired the side for a combined two-hitter.
7.	Mike Flanagan	9/26/78	vs. Cle	2	3-1	Tom Nieto singled after Greg Gagne led off by reaching on an error...The Twins went on to score 4 runs before Ken Dixon (the 4th reliever that inning) got the final out.
8.	Storm Davis	6/26/83	vs. Det	0	3-1	Sandy Alomar singled to left on 2-0 pitch to end perfect game bid...Mussina K'd final two batters for a one-hitter.
9.	Eric Bell	5/5/87	at Minn	0	5-4	
10.	Mike Mussina	5/30/97	vs Cle	1	3-0	

FIELDING: Club—By Season

Most Double Plays	189	77
Most Errors	167	55
Fewest Errors	87	89
	72	95
Highest Fielding Pct	.9865	.95
	.9863	.94
	.9860	.89
Most Errorless Games	97	91
Most Consecutive Errorless Games	13	91

Club—By Game

Most Errors	6	May 19, '74 vs Bos (H) and June 9, '83 vs Mil (H)
Most Double Plays	5	8 times (latest Jun 29, '94 vs Cleveland) (A)

FIELDING—1954 THRU 1997

Individual AL and ML Fielding Records

FIRST BASE

Most Errors, Game	4	(AL) Glenn Davis (Apr 18, '91 at Mil)
-------------------	---	---

SECOND BASE

Most Consec Errorless Games, Season	86	(AL) Rich Dauer (Apr 10 thru Sep 29, '78)
Most Consec Errorless Games, League	89	(AL) Jerry Adair (Jul 22, '64 thru May 6, '65)
Most Consec Errorless Chances, Season	425	(AL) Rich Dauer (Apr 10 thru Sep 30 [part], '78)
Most Consec. Errorless Chances, League	458	(AL) Jerry Adair (Jul 22, '64 thru May 6, '65)
Most Putouts, Season	484	(ML) Bobby Grich 74
Most Games, Season	162	(AL-tie) Bobby Grich 73
Highest Fielding Avg, Season	995	(ML) Bobby Grich 73
(150 or more games)		
Fewest Errors, Season	5	(AL-tie) ... Jerry Adair '65
(150 or more games)		Bobby Grich 73

THIRD BASE

Most Seasons	23	(ML) B. Robinson
Highest Fielding Avg Lifetime	971	(ML) B. Robinson
(1,000 or more games)		
Most Games, Lifetime	2,870	(ML) B. Robinson
Most Putouts, Lifetime	2,697	(ML) B. Robinson
Most Assists, Lifetime	6,205	(ML) B. Robinson
Most Chances, Lifetime	8,902	(ML) B. Robinson
Most Double Plays, Lifetime	618	(ML) B. Robinson
Most Yrs Leading Lge in Fldg Avg	11	(AL) B. Robinson
Most Yrs Leading Lge in Games	8	(ML) B. Robinson
Most Yrs Leading Lge in Assists	8	(ML) B. Robinson
Most Yrs Leading Lge in Chances	8	(AL-tie) B. Robinson
Most Games, Season	163	(AL) B. Robinson—'61, '64
Most Errors, Game	4	(AL-tie) Floyd Rayford (Apr 21, '86 at Cle)

SHORTSTOP

Most Yrs Leading Lge in Games	12	(ML) Cal Ripken—'83, '84, '87, '88, '89, '90, '91, '92, '93, '94, '95, '96
Most Yrs Leading Lge in Putouts	6	(ML-tie) Cal Ripken—'84, '85, '88, '89, '91, '92
Most Yrs Leading Lge in Double Plays	8	(ML) Cal Ripken—'83, '85, '89, '91, '92, '94, '95
Most Yrs Leading Lge in Assists	7	(AL-tie) Cal Ripken—'83, '84, '86, '87, '89, '91, '93
Fewest Errors, Season, 150 or more games	3	(ML) Cal Ripken '90
Most Consec Errorless Games, League	95	(ML) Cal Ripken (Apr 14 thru July 27, '90)
Most Consec Errorless Games, Season	95	(ML) Cal Ripken (Apr 14 thru July 27, '90)
Most Consec Errorless Chances, Lge	431	(ML) Cal Ripken (Apr 14 thru July 27, '90)
Most Consec Errorless Chances, Season	431	(ML) Cal Ripken (Apr 14 thru July 27, '90)
Fewest Chances Offered, Two Consec Games	0	(ML-tie) Cal Ripken (May 26-27, '90)
Most Consec Games, One Position	2,216	(ML) Cal Ripken (July 1, '82 thru July 14, '96)

OUTFIELDERS

Highest Fielding Avg. Season	1.000	\$(ML-tie) ... Russ Snyder '65
(100 or more games)		Gary Roenicke '80
		John Lowenstein

PITCHERS

Most Putouts, Lifetime	292	(AL) Jim Palmer
------------------------	-----	-----------------------

GENERAL CLUB RECORDS

Longest Win Streak	14	Sept 20, '70 thru Apr 10, '71
Longest Win Streak, Season	14	Aug 12, '73 thru Aug 27, '73
Longest Home Win Streak	12	July 16 thru Aug 10, '69
Longest Losing Streak	21	Apr 4 thru Apr 28, '88
Most Consec. Wins, Start of Season	5	Apr 7 thru Apr 11, '70
Most Consec. Losses, Start of Season	21	Apr 4 thru Apr 28, '88
Longest Game, By Innings	19	June 4, '57 vs Wash (H)—[Bal-7, Was-5]
Longest Extra Inning Game, By Time	5:46	June 4, '88 vs NYY (H)—[14 inn, Bal-7, NYY-6]
Longest 9 Inning Game, By Time	4:22	Sept 5, '97 vs NYY (A)—[Bal-13, NYY-9]
Longest 9 Inning Home Game, By Time	4:21	Apr 30, '96 vs NYY (H)—[NY-13, Bal-10]
Shortest Game, By Time	1:32	Sept 26, '62 vs KC (H)—[9 inn, Bal-3, KC-0, Big League debut—McNally, Etchebarren]
Most Players, Game	24	Sept 7, '58 vs Bos (H) [10 inn.]
Most Players, Game, Both Clubs	45	Sept 9, '89 vs Tex (A) [10 inn.]
Most Wins vs One Club, Season	16	vs KC A's ('57) & Bos ('60)
	15	Since '61 Expansion (to 162 games): vs Wash ('63) & NY ('66)
Most Consecutive Wins vs. One Club	23	vs KC Royals (May 10, '89 thru Aug 2, '70)
Most Losses vs One Club, Season	19	to Cle ('54, '55) to NYY ('55)
Most Night Games Won, Season	79	'80
Most Games, Season	163	'61, '64, '82, '96
Most One-Run Games, Season	63	'78
Most One-Run Wins, Season	40	'70, '74
Most One-Run Losses, Season	35	'91
Most One & Two-Run Games, Season	97	'78
Most One & Two-Run Wins, Season	60	'70
Most Extra Inning Games, Season	27	'57
Most Extra Inning Wins, Season	16	'70
Most Extra-Inning Losses, Season	13	'62
Most Home Wins, Season	60	'69
Fewest Home Wins, Season, 162 Game Schedule	31	'87
Most Road Wins, Season	52	'97
Fewest Road Wins, Season, 162 Game Schedule	20	'88
Most Doubleheader Sweeps, Season	9	'65
Most Wins, Home Stand	11	3 Times
		('60, '73, '78), '60 (11-3), '73 (11-1), '78 (11-4)
Most Wins, Road Trip	12	June 15 thru 30, '66 (12-5)
	11	3 Times ('61-twice, '78)
Most Losses, Home Stand	13	July 26 thru Aug 15, '55 (8-13)
Most Losses, Road Trip	19	July 5 thru 25, '54 (3-19)
Longest Home Stand, Games	21	'56 (July 24 thru Aug 12, 20 days), 8-14
		'57 (May 27 thru June 16, 21 days), 8-13
Longest Road Trip, Games	22	'54 (July 5 thru 25, 21 days), 3-19

INSIDE THE PARK HOME RUNS

On Aug 22, '93, Texas Rangers (and former Orioles) outfielder **Butch Davis** circled the bases on an inside-the-park home run, off **Arthur Rhodes** at Oriole Park at Camden Yards. It was the first ever hit in the new park and the first by a visiting player in Baltimore since 1960 when Washington's Lenny Green hit one off Jack Fisher on August 17.

The Orioles haven't had an inside-the-park homer to call their own since June 8, '90 when outfielder **Phil Bradley** did it at Memorial Stadium...He victimized the Yankees' **Greg Cadaret**.

Bradley's homer was the 11th and final inside-the-park job at Memorial Stadium (10th by an Oriole) and the first for the O's at home since his childhood baby sitter, **Al Bumbry**, hit one off the Yankees' **Steve Kline**, Apr 19, '74.

Bradley's blast remains the only Oriole inside-the-park homer, home or away, since Bumbry did it against **Jesse Jefferson** of the White Sox at old Comiskey Park, Aug 21, '76.

TRIPLE PLAYS

The Orioles have executed 11 triple plays and hit into 16 in 44 seasons.

The last triple play pulled by the Orioles came August 25, '92 at Oriole Park at Camden Yards against California...With Tim Salmon on 3rd and Chad Curtis on 1st, Gary Gaetti lined out to O's 3B Leo Gomez, who stepped on the bag to catch Salmon and threw to 1B Randy Milligan to triple up Curtis. That is the only triple play turned in by the Orioles at Oriole Park at Camden Yards.

On the other hand, the O's have hit into 2 triple plays at Camden Yards. The most recent TP involving the Orioles came April 3, '96, against Kansas City at Oriole Park at Camden Yards, when O's DH Bobby Bonilla grounded into a 5-4-3-2 triple play. With Roberto Alomar at 3rd and Rafael Palmeiro at 1st, Bonilla grounded to Royals 3B Joe Randa, who threw to 2B Bip Roberts for the force on Palmeiro. Roberts threw to 1B Bob Hamelin to get Bonilla, at which point Alomar tried to score from 3rd. Hamelin's throw to CA Sal Fasano was in time to nail Alomar to end the inning.

ORIOLES GOLD GLOVE AWARD WINNERS

Year	Winner (pos)	Year	Winner (pos)	Year	Winner (pos)
1960	B. Robinson (3b)	1972	B. Robinson (3b)	1981	None
1961	B. Robinson		Blair (of)	1982	Murray (1b)
1962	B. Robinson	1973	B. Robinson (3b)	1983	Murray (1b)
1963	B. Robinson		Belanger (ss)	1984	Murray (1b)
1964	B. Robinson (3b)		Grich (2b)	1985	None
	Aparicio (ss)		Blair (of)	1986	None
1965	B. Robinson (3b)	1974	B. Robinson (3b)	1987	None
1966	B. Robinson (3b)		Belanger (ss)	1988	None
	Aparicio (ss)		Grich (2b)	1989	None
1967	B. Robinson (3b)		Blair (of)	1990	None
	Blair (of)	1975	B. Robinson (3b)	1991	C. Ripken (ss)
1968	B. Robinson (3b)		Belanger (ss)	1992	C. Ripken (ss)
1969	B. Robinson (3b)		Grich (2b)	1993	None
	Belanger (ss)		Blair (of)	1994	None
	D. Johnson (2b)	1976	Belanger (ss)	1995	None
	Blair (of)		Grich (2b)	1996	Alomar (2b)
1970	B. Robinson (3b)		Palmer (p)		Mussina (p)
	D. Johnson (2b)	1977	Belanger (ss)	1997	Mussina (p)
	Blair (of)		Palmer (p)		Palmeiro (1b)
1971	B. Robinson (3b)	1978	Belanger (ss)		
	Belanger (ss)		Palmer (p)		
	D. Johnson (2b)	1979	Palmer (p)		
	Blair (of)	1980	None		

NOTES: The Gold Glove Awards were initiated in '57 by the Rawlings Sporting Goods Co. in cooperation with *The Sporting News* to acknowledge individual defensive excellence by a vote of managers and coaches in each league...Selection is based on a player's overall defensive ability, not simply on fielding percentage.

For the second year in a row, the Orioles had two players who earned Gold Glove Awards...Mike Mussina won his second straight and Rafael Palmeiro earned his first...They give the Orioles a total of 54 Gold Gloves, most among AL teams since the award was created in 1957...Only one ML team, St. Louis, has won more Gold Gloves than the O's.

Cardinals 57 1/2, **ORIOLES 54**, Yankees 47, Pirates 44, Reds 43, Red Sox & Tigers 34, White Sox 33, Phillies 32, Cubs 31, Dodgers 30, Braves & Giants 29, Twins 28, Angels 25, Expos, Indians & Rangers 20, Blue Jays & Padres 17, Royals & Astros 16, Mariners 15, A's 14, Mets 10 1/2, Brewers 9, Marlins 3, Rockies 1.

Multiple Winners: A total of 10 Orioles have won multiple Gold Gloves...Leading the list is Brooks Robinson, whose 16 awards are matched only by pitcher Jim Kaat for the most won by an individual (Roberto Clemente & Willie Mays are tied for 3rd with 12 each; Ozzie Smith won 11)...Other Oriole multiple winners: Paul Blair & Mark Belanger (8 each); Jim Palmer & Bobby Grich (4 each); Davey Johnson & Eddie Murray (3 each); Cal Ripken, Mike Mussina & Luis Aparicio (2 each); although Aparicio won a total of 9 in his ML career)...Roberto Alomar has one as an Oriole and 6 in his career.

PRESIDENTIAL VISITS

#	Year	President	Date	vs.	W/L/Score
1	1979	Carter	7th Game W.S.	Pittsburgh	(L) 4-1
2	1983	Reagan	1st Game W.S.	Philadelphia	(L) 2-1
3	1984	Reagan	Opening Day	Chicago	(L) 2-5
4	1986	Reagan	Opening Day	Cleveland	(L) 4-6
5	1989	Bush	Aug 4	Texas	(L) 4-6
6	1989	Bush	June 28	Toronto	(W) 2-1
7	1989	Bush	Opening Day ^a	Boston	(W) 5-4 (11 inn)
8	1990	Bush	July 16	Texas	(W) 7-7
9	1991	Bush	May 15 ^a	Oakland	(L) 6-3
10	1992	Bush	Opening Day ^a	Cleveland	(W) 2-0
11	1993	Clinton	Opening Day	Texas	(L) 7-4
12	1995	Clinton	Sept 6 ^a	California	(W) 8-0
13	1996	Clinton	April 1	KC	(W) 4-2
14	1997	Clinton	July 2	Philadelphia	(W) 10-6

^aThe Orioles set what is believed to be a major league record when they hosted, not one, but two incumbent presidents, each from a different part of the world—President George Bush and Hosni Mubarak of Egypt.

^bPresident and Mrs. Bush brought with them Queen Elizabeth II of England and her husband, Prince Philip, the Duke of Edinburgh.

^cPresident Bush and his grandson, George P. Bush, threw ceremonial first balls on Opening Day, 1992, which was the first regular season game ever played at Oriole Park at Camden Yards.

^dPresident Bill Clinton and Vice President Al Gore attended Cal Ripken's "2131" game, the first time both a president and vice president attended a game together outside of Washington.

ALL-TIME ORIOLES ROSTER 1954 THRU 1997 (44 SEASONS)

MANAGERS (12)							
MANAGER	Uniform	DoB	Birthplace	Residence			
ALTOBELLI, Joe (83-85)	26	5/26/32	Detroit, MI	Rochester, NY			
BAUER, Hank (84-85)	42	7/31/22	E. St Louis, IL	Shawnee Mission, KS			
DYKES, Jimmy (54)	25	11/10/96	Philadelphia, PA	Died 6/15/76 (79)			
JOHNSON, Davey (96-97)	15	1/30/43	Orlando, FL	Winter Park, FL			
HARRIS, Luman (61)	26	1/17/15	New Castle, AL	Died 11/11/96 (81)			
OATES, Johnny (82-83)	45	7/31/16	Inverness, AL	Opelika, AL			
REGAN, Phil (95)	26	1/21/46	Sylva, NC	Colonial Heights, VA			
RICHARDS, Paul (55-61)	27	4/6/37	Otsego, MI	Byron Center, MI			
RIPKEN, Cal Sr (87-88)	12	11/21/08	Waxahachie, TX	Died 5/4/86 (77)			
ROBINSON, Frank (88-91)	7	12/17/35	Aberdeen, MD	Aberdeen, MD			
WEAVER, Earl (88-92, 85-86)	20	8/31/35	Beaumont, TX	Bel Air, CA			
	4	8/14/30	St Louis, MO	Pembroke Pines, FL			
COACHES (55)							
COACH	Number	DoB	Birthplace	Residence			
ADAIR, Jimmy (57-61)	45	1/25/07	Waxahachie, TX	Died 12/9/82 (75)			
APPLING, Luke (63)	41	4/20/09	High Point, NC	Died 1/31/81 (71)			
BAMBERGER, George (68-77)	31	8/1/25	Staten Island, NY	Redington Beach, FL			
BAUER, Hank (63)	42	7/31/22	E. St Louis, IL	Shawnee Mission, KS			
BIAGINI, Greg (92-94)	24	3/12/52	Chicago, IL	Greenview, NC			
BORGES, Steve (95)	43	9/3/36	Flint, MI	Charles City, IA			
BOSMAN, Dick (92-94)	27	2/17/44	Kenosha, WI	Palm Harbor, FL			
BRECHEN, Harry (54-57)	10	10/14/14	Broken Bow, OK	Ada, OK			
BUFORD, Don (88, 94)	13	2/23/37	Linden, TX	Sherman Oaks, CA			
BUMBRY, Al (95)	1	4/21/47	Fredericksburg, VA	Lutherville, MD			
BUSBY, Jim (61)	33,23,16	1/8/27	Kenedy, TX	Died 7/8/96 (69)			
COTTER, Chuck (95)	15	1/8/36	Delto, CO	Edmonds, WA			
CROWLEY, Terry (85-88)	10	2/16/47	Staten Island, NY	Cockeysville, MD			
DOBSON, Pat (96)	37	2/12/42	Depew, NY	Cape Coral, FL			
DOWN, Rick (96-)	48	12/14/50	Wyandotte, MI	Las Vegas, NV			
ERMER, Cal (82)	42	11/10/23	Baltimore, MD	Chattanooga, TN			
ETCHEBARREN, Andy (96-97)	13	8/20/43	Whittier, CA	Walton, CA			
FERRARO, Mike (93)	43	8/18/44	Kingston, TX	Coral Springs, FL			
FLANAGAN, Mike (95)	46	12/16/51	Manchester, NH	Cockeysville, MD			
FREY, Jim (70-79)	28	5/26/31	Cleveland, OH	Timonium, MD			
HARRIS, Luman (55-61)	26	1/17/15	New Castle, AL	Died 11/11/96 (81)			
HART, John (88)	44	7/21/48	Tampa, FL	Fairview Park, OH			
HENDRICKS, Elrod (78-)	41	12/22/40	St Thomas, VI	Randallstown, MD			
HOSCHKEIT, Vern (68)	55	4/1/22	Brunswick, NE	Plainville, NE			
HUNTER, Billy (64-77)	31	8/4/28	Punxsutawney, PA	Lutherville, MD			
JACKSON, Al (89-91)	36	12/25/35	Waco, TX	Dix Hills, NJ			
JOHNSON, Darrell (62)	41	8/25/28	Horace, NE	Ord, NE			
LAU, Charlie (69)	15	4/12/33	Romulus, MI	Died 3/18/84 (50)			
LOLLAR, Sherman (64-67)	14	8/23/24	Durham, AR	Died 2/24/77 (53)			
LOPES, Davey (92-94)	14	5/3/46	East Providence, RI	Providence, RI			
MAY, Lee (95)	40	1/21/40	Birmingham, AL	Cincinnati, OH			
MCCRAW, Tom (89-91)	40	1/16/33	Malvern, AR	Huddleston, VA			
MENDOZA, Minnie (88)	31	4/30/45	Havana, CUBA	Charlottesville, VA			
MILLER, Ray (78-85, 97-)	21,43	9/24/40	Takoma Park, MD	New Athens, OH			
MOTTON, Curt (89-91)	26,46	1/15/56	Damascus, VA	Cockeysville, MD			
NARRON, Jerry (93-94)	29	12/21/46	Goldboro, NC	Goldboro, NC			
OATES, Johnny (89-91)	2	1/15/03	Sylva, NC	Colonial Heights, VA			
OLIVER, Tom (54)	5	3/4/51	Montgomery, AL	Died 2/26/88 (56)			
PERLOZZO, Sam (96-)	37	12/17/35	Cumberland, MD	Cumberland, MD			
RIPKEN, Cal Sr (76-86, 89-92)	5	5/18/37	Aberdeen, MD	Aberdeen, MD			
ROBINSON, Brooks (77)	37	12/17/36	Little Rock, AR	Baltimore, MD & So. California			
ROBINSON, Eddie (57-59)	20	1/15/20	Paris, TX	Fl Worth, TX			
ROBINSON, Frank (78-80, 85-87)	42,31	8/31/35	Beaumont, TX	Bel Air, CA			
ROWE, Ken (85-86)	54	12/31/33	Farmdale, MI	Norcross, GA			
ROWE, Ralph (81-84)	48	7/14/24	Newberry, SC	Died 22/9/96 (71)			
SCARBOROUGH, Ray (68)	30	7/12/47	Mid Gilead, NC	Died 7/18/82 (64)			
SKAFF, Frank (54)	48,41	9/30/13	LaCrosse, WI	Died 4/12/88 (74)			
STALLER, George (62, 88-75)	31	4/11/16	Rutherford Hgts, PA	Died 7/30/76 (76)			
STARRETTE, Herm (88)	18	11/20/38	Statenville, NC	Statenville, NC			
STEARNS, John (96-97)	30	8/21/51	Denver, CO	Beaumont, TX			
VINCENT, Al (55-59)	4	12/23/06	Birmingham, AL	Pembroke Pines, FL			
WEAVER, Earl (88)	31	8/14/30	St Louis, MO	Miami Springs, FL			
WILEY, Mark (87)	40	2/28/48	National City, CA	Joppa, MD			
WILLIAMS, Jimmy (81-87)	14	5/15/26	Toronto, ONT	Medina, OH			
WOODLING, Gene (64-67)		8/16/22	Akron, OH				
PLAYERS (612)							
PLAYER	Number	DoB	Birthplace	Residence			
AASE, Don (85-88), RHP	41	9/8/54	Orange, CA	Yorba Linda, CA			
ABRAMS, Cal (54-55), OF, L-L	18	3/2/24	Philadelphia, PA	Died 2/25/97 (72)			
ADAIR, Jerry (58-66), 2B, R-R	6,20,8,7	12/17/36	Sand Springs, OK	Died 5/31/87 (50)			
ADAMS, Bobby (56), IF, R-R	5	12/14/21	Tuolumne, CA	Died 2/13/97 (75)			
ADAMS, Mike (67-68), RHP	17	9/13/47	San Diego, CA	Moorestown, NJ			
ALDRICH, Jay (90), RHP	58	4/14/61	Alexandria, LA	Pine Brook, NJ			
ALEXANDER, Bob (55), RHP	37	8/7/22	Vancouver, BC	Died 4/7/73 (70)			
ALEXANDER, Doyle (72-78), RHP	13	9/4/50	Cordova, AL	Arlington, TX			
ALEXANDER, Manny (92-96), IF, R-R	1,48,6	3/20/71	SP de Macoris, DR	SP de Macoris, DR			
ALOMAR, Roberto (96-), 2B, S-R	12	2/5/68	Ponce, PR	Salinas, PR			
ANDERSON, Brady (88-), OF, L-L	9,16	1/18/64	Silver Spring, MD	Newport Beach, CA			
ANDERSON, John (60), RHP	18	11/23/32	St Paul, MN	Browning, MT			
ANDERSON, Mike (78), OF, R-R	39	6/22/51	Florence, SC	Florence, SC			
APARICIO, Luis (63-67), SS, R-R	11	4/29/34	Maracabo, VEN	Barquisimeto, VEN			
ARNOLD, Tom (86-87), RHP	57	5/3/59	El Paso, TX	El Paso, TX			
AVILA, Bobby (59), 2B, R-R	8	4/2/24	Veracruz, MEX	Veracruz, MEX			
AYALA, Benny (79-84), OF, R-R	27	2/7/54	Yauco, PR	Tor Baja, PR			
BAILOR, Bob (75-76), IF, R-R	21	7/10/51	Connettsville, PA	Palm Harbor, FL			
BAINES, Harold (93-95, 97-), DH, L-L	3,10	3/15/59	St Michaels, MD	St Michaels, MD			
BAKER, Frank (73-74), IF, L-R	15	10/29/46	Meridian, MS	Meridian, MS			
BALLARD, Jeff (87-91), LHP	29,34	8/13/63	Billings, MT	Billings, MT			
BAMBERGER, George (59), RHP	16	8/1/25	Staten Island, NY	Redington Beach, FL			
BARBER, Steve (80-87), LHP	28,13	2/22/39	Takoma Park, MD	Las Vegas, NV			
BARBERIE, Bret (95), IF, S-R	2	8/16/67	Long Beach, CA	Cerritos, CA			
BARKER, Ray Buddy (50), 1B, L-R	44	3/12/36	Marlinsburg, WV	Marlinsburg, WV			
BARNOWSKI, Ed (65-66), RHP	38	8/23/43	Scranton, PA	Scranton, PA			
BASS, Kevin (95), OF, S-R	17	5/12/59	Redwood City, CA	Sugar Land, TX			
BAUTISTA, Jose (88-91), RHP	48	7/24/64	Bani, DR	Cooper City, FL			
BAYLOR, Don (70-75), OF, R-R	23,25						
BEAMON, Charlie (56-58), RHP	27,43						
BEENE, Fred (66-70), RHP	50,33						
BEHLINGER, Mark (65-81), SS, R-R	7,33						
BELL, Eric (85-87), LHP	47,45						
BELL, Juan (89-91), SS, S-R	11						
BENITEZ, Armando (94-), RHP	12						
BENITEZ, Juan (86), OF, R-R	64,49						
BERRAO, Gerónimo (97), OF	10,29						
BERRY, Connie Neil (54), IF, R-R	2						
BERTAINA, Frank (64-67, 69), LHP	18,40,23						
BESANA, Fred (56), LHP	38,27						
BICKFORD, Vern (54), RHP	24						
BIRNER, Werner Babe (56), RHP	41						
BLAIR, Paul (64-76), OF, R-R	6,33						
BLEFARY, Curt (65-68), OF, L-R	3						
BLYZKA, Mike (54), RHP	34						
BODDICKER, Mike (80-88), RHP	52						
BOLTON, Tom (94), LHP	21						
BONILLA, Bobby (95-96), OF-3B, S-R	26						
BONILLA, Juan (88), 2B, R-R	3						
BONNER, Bob (80-83), IF, R-R	2						
BOONE, Dan (90), LHP	37						
BORDI, Rich (86), RHP	42						
BORDICK, Mike (97-), SS, R-R	14						
BOROWSKI, Joe (95), RHP	77						
BOSKIE, Shawn (97), RHP	32						
BOSWELL, Dave (71), RHP	32						
BOWENS, Sam (63-67), OF, R-R	16,14						
BOWERS, Brent (96), OF, L-R	30						
BOYD, Bob (56-60), 1B, L-L	1,9						
BRABENDER, Gene (66-68), RHP	32						
BRADLEY, Phil (89-90), OF, R-R	16						
BRANDT, Jackie (60-65), OF, R-R	25						
BREEDING, Mary (60-62), 2B, R-R	1						
BRIDGES, Jim (54-57), IF, R-R	2,40						
BRILES, Nellie (77-78), RHP	55,34						
BROWN, Dick (63-65), C, R-R	10						
BROWN, Hal Skinny (55-62), RHP	28						
BROWN, Jarvis (95), OF, R-R	32						
BROWN, Kevin (95), RHP	41						
BROWN, Larry (73), IF, R-R	21						
BROWN, Mark (84), RHP	21						
BROWN, Marty (90), IF, R-R	28						
BRUNET, George (63), LHP	28						
BUFORD, Damon (93-95), OF, R-R	18						
BUFORD, Don (68-72), OF, S-R	9						
BUMBRY, Al (72-84), OF, L-R	1						
BUNKER, Wally (63-68), RHP	27,35						
BURKE, Leo (58-59), IF-OF, R-R	19,23						
BURLES, Rick (87), IF, R-R	17						
BURNSIDE, Pete (63), LHP	20						
BUSBY, Jim (57-58, 60-61), OF, R-R	23,33,16						
BUZHARDT, John (67), RHP	30						
BYRD, Harry (55), RHP	24						
CABELL, Enos (72-74), IF, R-R	24						
CABER, Paul (93)1B, L-R	88						
CARRASQUEL, A. Chico (59), SS, R-R	17						
CARREON, Camilo (86), C, R-R	35						
CASTLEMAN, Foster (58), IF, L-R	8						
CAUSEY, Wayne (55-57), IF, L-R	38,33						
CECCARELLI, Al (57), LHP	16						
CHAKALES, Bob (54), RHP	20						
CHEVEZ, Tony (77), RHP	45						
CHISM, Tom (79), 1B, L-L	45						
CIMOLLI, Gino (64), OF, R-R	20						
CLARK, Terry (95), RHP	36						
CLEMENTS, Pat (92), LHP	29						
CLYBURN, Danny (97-), OF, R-R	37						
COAN, Gil (54-55), OF, L-R	16,21						
COGGINS, Richie (72-74), OF, L-L	2						
COLEMAN, Joe (54-55), RHP	35						
COLEMAN, Walter "Rip" (59-60), LHP	5						
CONNALLY, Fritz (85), 3B, R-R	11						
CONSIGRUA, Sandy (56-57), RHP	20,21						
COOK, Michael (93), RHP	55,63						
COPPINGER, Rocky (96), RHP	27						
CORBIN, Archie (96), RHP	41						
CORBETT, Doug (87), RHP	23						
COREY, Mark (79-81), OF, R-R	15						
COURTNEY, Clint (54, 60-61), C, L-R	11,10,2						
COX, Billy (55), 3B, R-R	3						
CRISCIONE, Dave (77), C, R-R	40						
CROWLEY, Terry (69-73, 78-82), 1B-OF, L-L	37,11,10						
CRUZ, Todd (83-84), 3B, R-R	10						
CUELLAR, Mike (69-76), LHP	35						
DAGRES, Angelo (55), OF, L-L	34,5,20						

MARSHALL, Jim ('58), 1B, L-L	44	5/25/32	Danville, IL	Scottsdale, AZ	PERAZA, Oswald ('68), RHP	23	10/19/62	Puerto Cabello, VEN	Puerto Cabello, VEN
MARTIN, Morris ('56), LHP	19	9/23/32	Dixon, MO	Washington, MO	PETERSON, Carl Buddy ('57), IF, R-R	8	4/23/25	Portland, OR	Sacramento, CA
MARTINEZ, Dennis ('76-'86), RHP	30,61	5/14/55	Granada, NIC	Miami, FL	RAILEY, Dave ('55-'56, '60-'61), OF-1B, S-R	4, 22	5/16/20	Paris, TX	Paris, TX
MARTINEZ, Felix Tippy ('76-'86), LHP	36,23	5/31/50	LaJunta, CO	Towson, MD	RHOEBUS, Tom ('66-'70), RHP	36	4/7/42	Baltimore, MD	Stuart, FL
MARTINEZ, Chito ('91-'93), OF, L-L	14	12/19/65	Belize City, BELIZE	Maitland, FL	PIARCK, Al ('57-'60), OF, L-L	2	7/3/30	Whiting, IN	Schererville, IN
MATCHICK, Tom ('72), 3B, L-R	32	9/7/43	Hazleton, PA	Maunee, OH	PILETTE, Duane ('54-'55), RHP	28	7/4/22	Detroit, MI	San Jose, CA
MATTHEWS, Terry ('96-), RHP	51	10/5/64	Alexandria, LA	Alexandria, LA	PINELLA, Lou ('64), OF, R-R	24	8/28/43	Tampa, FL	Allendale, NJ
MAXWELL, Charlie ('55), OF, L-L	34	4/8/27	Lewton, MI	Paw Paw, MI	POLONIA, Luis ('96), OF, L-L	29	12/10/64	Santiago City, DR	Santiago City, DR
MAY, Dave ('87-'70), OF, L-R	12	12/23/43	New Castle, DE	New Castle, DE	POOLE, Jim ('91-'94), LHP	45	4/28/68	Rochester, NY	Ellicott City, MD
MAY, Lee ('75-'80), 1B, R-R	14	3/23/43	Birmingham, AL	Cincinnati, OH	POPE, Dave ('55-'56), OF, L-R	3	6/17/25	Talladega, AL	Cleveland, OH
MAY, Rudy ('76-'77), LHP	43	7/18/44	Coffeyville, KS	North Fork, CA	PORTOCARRERO, Arnie ('58-'60), RHP	17,24	7/5/31	New York, NY	Died 7/21/86 (55)
MCCORMICK, Mike ('63-'64), LHP	40	9/29/38	Pasadena, CA	Cupertino, CA	POWELL, John Boog ('61-'74), 1B, L-R	26,16,30	8/17/41	Lakeview, FL	Key West, FL
MCDONALD, Ben ('89-'95), RHP	19	11/24/67	Baton Rouge, LA	Denham Springs, LA	POWERS, John ('60), OF, L-R	20	7/8/29	Birmingham, AL	Birmingham, AL
MCDONALD, Jim ('55), RHP	25	5/17/27	Grants Pass, OR	Downey, CA	POWIS, Carl ('57), OF, R-R	42	1/11/28	Philadelphia, PA	Crosby, TX
MCDOWELL, Roger ('96), RHP	31	12/21/60	Cincinnati, OH	Stuart, FL	PRICE, Joe ('90), LHP	23	11/29/56	Inglewood, CA	Powsy, CA
McGEHEE, Kevin ('93) RHP	48	1/19/69	Alexandria, LA	Pineville, LA	PYBURN, Jim ('55-'57), OF, R-R	8	11/1/32	Fairfield, AL	Jasper, AL
MCGREGOR, Scott ('76-'88), LHP	39,16	1/18/54	Inglewood, CA	Towson, MD	QUIRK, Art ('62), LHP	27,15	4/11/38	Providence, RI	Glastonbury, CT
McGUIRE, Mickey ('62, '67), IF, R-R	34, 2	1/18/41	Dayton, OH	Dayton, OH	QUIRK, Jamie ('89), C, L-R	15	10/22/54	Whittier, CA	Overland Park, KS
McKNIGHT, Jeff ('90-'91), IF-OF, S-R	13	2/18/63	Conway, AR	Bee Branch, AR	RAMIREZ, Allan ('83), RHP	42,36	5/1/57	Victoria, TX	Victoria, TX
McEMORE, Mark ('92-'94), IF, S-R	2	10/4/64	San Diego, CA	Gilbert, AZ	RAYFORD, Floyd ('80, '82, '87, '88, '89, '90, '91), INF, R-R	9, 6	12/27/57	Memphis, TN	Columbia, MD
McNALLY, Dave ('62-'74), LHP	19	10/31/42	Billings, MT	Quincy, MA	REBOULET, Jeff ('97), INF, R-R	36	4/30/64	Dayton, OH	Kettering, OH
MELE, Sam ('54), OF, R-R	15	1/21/23	Astoria, NY	Juana Diaz, PR	REINBACH, Mike ('74), OF, L-R	9	8/6/49	San Diego, CA	Died 5/20/89 (39)
MELENDEZ, Francisco ('89), 1B, L-L	35,43	1/25/64	Palo Alto, CA	Germananton, TN	RETTENMUND, Merv ('68-'73), OF, R-R	14	6/6/43	Flint, MI	Poway, CA
MELVIN, Bob ('89-'91), C, R-R	2	10/26/61	Palo Alto, CA	SP de Macoris, DR	REYNOLDS, Bob ('72-'75), RHP	34	1/21/47	Seattle, WA	Beverly Hills, CA
MERCEDES, Luis ('91-'93), OF, R-R	11	2/20/68	Dublin, OH	Dublin, OH	REYNOLDS, Harold ('93), 2B, S-R	25	11/26/64	Eugene, OR	Corvallis, OR
MERCER, Kent ('96), LHP	38,21	2/1/68	Dublin, OH	Rochester, NY	RHODES, Arthur ('91-), LHP	53	10/24/69	Waco, TX	Waco, TX
MESA, Jose ('87, '90-'92), RHP	51	5/22/66	Pueblo Viejo, DR	Huntingdon Valley, PA	RICE, Del ('60), C, R-R	35	10/27/22	Portsmouth, OH	Died 1/26/83 (60)
MIKSIS, Eddie ('57-'58), IF, R-R	16,6	9/11/26	Burlington, NJ	Lake Havasu City, AZ	RICHART, Pete ('67-'71), LHP	24	10/29/39	Floral Park, NY	Palm Springs, CA
MILACKI, Bob ('88-'92), RHP	52,18	7/28/64	Trenton, NJ	Vero Beach, FL	RINEER, Jeff ('79), LHP	43	7/3/55	Lancaster, PA	Nottingham, PA
MILCHIN, Mike ('96), LHP	21	2/28/68	Knoxville, TN	Hatboro, PA	RIPKEN, Bill ('87-'92, '96), 2B, R-R	3,7	12/16/64	Havre de Grace, MD*	Fallston, MD
MILLER, Bill ('55), LHP	13	7/26/26	Minersville, PA	Sarasota, FL	RIPKEN, Cal Jr ('81-), SS, R-R	8	8/24/60	Havre de Grace, MD*	Reisterstown, MD
MILLER, Dyer ('75-'77), RHP	37	5/29/46	Batesville, IN	Baltimore, MD	ROBERTS, Robin ('62-'65), RHP	38	9/30/26	Springfield, IL	Temple Terrace, FL
MILLER, John ('62-'63, '65-'67), RHP	17,35	5/30/41	Baltimore, MD	La Jolla, CA	ROBINSON, Earl ('61-'62, '64), OF, R-R	14,34	5/18/37	Little Rock, AR	Baltimore, MD & So. California
MILLER, Randy ('77), RHP	35	3/18/53	Oxnard, CA	Cameron Park, CA	ROBINSON, Earl ('61-'62, '64), OF, R-R	14,34	11/3/36	New Orleans, LA	Oakland, CA
MILLER, Stu ('63-'67), RHP	37	12/26/27	Northampton, MA	Virginia Beach, VA	ROBINSON, Eddie ('57), 1B, L-R	37	12/15/20	Paris, TX	Fl Worth, TX
MILLIGAN, Randy ('89-'92), 1B, R-R	39	1/12/61	San Diego, CA	Lakeland, FL	ROBINSON, Frank ('66-'71), OF, R-R	20	8/31/35	Beaumont, TX	Bel Air, CA
MILLS, Alan ('92-), RHP	75	10/18/66	Lakeland, FL	Bannett Manor, NJ	ROBINSON, Jeff M. ('91), RHP	34	12/14/61	Ventura, CA	San Diego, CA
MIRABELLA, Paul ('83), LHP	39	3/20/54	Belleville, NJ	Died 9/7/96 (70)	ROBLES, Sergio ('72-'73), C, R-R	30,10,51	4/16/46	Magdalena, MEX	Magdalena, MEX
MIRANDA, Willy ('55-'59), SS, S-R	7	5/24/26	Velasco, CUBA	Nashville, TN	RODRIGUEZ, Aurelio ('83), 3B, R-R	6	12/28/47	Cananea, MEX	Los Mochis, MEX
MITCHELL, John ('90), RHP	24	8/11/65	Dickson, TN	Berlin, MA	RODRIGUEZ, Neri ('96-), RHP	39	3/22/73	San Pedro de Macoris, PR	San Pedro de Macoris, PR
MITCHELL, Paul ('75), RHP	36	8/19/49	Worcester, MA	Cincinnati, OH	RODRIGUEZ, Vic ('84), 2B, R-R	2	7/14/61	New York, NY	Carolina, PR
MOELLER, Ron ('56, '58), LHP	32,40	10/13/38	Cincinnati, OH	Del Ray Beach, FL	ROENICK, Gary ('78-'85), OF, R-R	35	12/5/54	Covina, CA	Nevada City, CA
MOLINARO, Bob ('79), OF, L-R	9	5/21/50	Newark, NJ	Died 3/2/95 (68)	ROGOVIN, Saul ('55), RHP	27	10/10/23	Brooklyn, NY	Died 1/23/95 (71)
MORA, Andres ('76-'78), OF, R-R	52,27	5/25/55	Rio Bravo, MEX	Saltillo, Coahuila, MEX	ROSARIO, Melvin ('97-), CA, S-R	50	5/25/73	Santo Domingo, DR	Miami, FL
MORALES, Jose ('81-'82), C-PH, R-R	34	12/30/44	Frederiksted, VI	Orlando, FL	ROWDON, Wade ('88), 3B, R-R	11	9/7/60	Riverhead, NY	Orlando, FL
MORELAND, Keith ('89), DH, R-R	6,15	5/2/54	Dallas, TX	Deerfield, IL	ROWE, Ken ('64-'65), RHP	17,35	12/31/33	Ferndale, MI	Norcross, GA
MORGAN, Mike ('88), RHP	12	10/8/59	Tulare, CA	Ogden, UT	ROYSTER, William ('81), C, R-R	59	4/11/54	Clarksville, VA	Washington, DC
MOROGLIO, Dan ('83), LHP	21	3/26/55	Brooklyn, NY	Brooklyn, NY	ROZNOVSKY, Vic ('68-'67), C, L-R	23	10/19/38	Shiner, TX	Fresno, CA
MORRIS, John ('88), LHP	37	8/23/41	Lewes, DE	Scottsdale, DE	RUDOLPH, Ken ('77), C, R-R	12	12/29/46	Rockford, IL	Mesa, AZ
MOSS, Les ('54-'55), C, R-R	10	5/14/25	Tulsa, OK	Longwood, FL	SABO, Chris ('94), IF-OF, R-R	17	1/19/62	Detroit, MI	Sarasota, FL
MOYTER, Jamie ('93-'95), LHP	51	11/18/62	Sellersville, PA	Granger, IL	SACKINSKY, Brian ('96-), RHP	57	6/22/71	Pittsburgh, PA	Bethel Park, CA
MURPHY, Curt ('71-'73, '74), OF, R-R	21,43	9/24/40	Darnell, LA	Cockeysville, MD	SAKATA, Lynn ('80-'85), IF, R-R	12	6/8/54	Honolulu, HI	Merced, CA
MURRAY, Eddie ('77-'88, '96), 1B, S-R	33	10/24/56	Los Angeles, CA	Los Angeles, CA	SALMON, Rufford Chico ('89-'72), IF, R-R	30	12/2/38	Colon, PANAMA	Panama City, PANAMA
MURRAY, Ray ('54), C, R-R	8,19,14	10/12/17	Spring Hope, NC	Fl Worth, TX	SANCHEZ, Orlando ('84), C, L-R	41	9/7/56	Canovanas, PR	Canovanas, PR
MUSER, Tony ('75-'77), 1B, L-L	16	8/14/47	Van Nuys, CA	Los Alamitos, CA	SAVERINE, Bob ('58-'62, '64), IF-OF, S-R	33,1,2	6/24/41	Norwalk, CT	Stamford, CT
MUSSINA, Mike ('91-), RHP	35	12/8/68	Montoursville, PA	Memphis, TN	SCARSONE, Steve ('92-'93), IF, R-R	27	4/11/66	Anaheim, CA	Anaheim, CA
MYERS, Jimmy ('96), RHP	46	4/28/69	Oklahoma City, OK	Vancouver, WA	SCHALLLOCK, Art ('55), LHP	20	4/25/24	Mill Valley, CA	Novato, CA
MYERS, Randy ('96-'97), LHP	28	9/19/62	Vancouver, WA	Cleanwater, FL	SCHERRER, Bill ('88), LHP	37	12/20/58	Tonawanda, NY	Tampa, FL
NARUM, Leslie Buster ('63), RHP	35	11/16/40	Philadelphia, PA	Dallas, TX	SCHILLING, Curt ('88-'90), RHP	43	11/14/66	Anchorage, AK	Phoenix, AZ
NELSON, Bob ('55-'57), OF	37	8/7/36	Dallas, TX	Shawnee, KS	SCHMIDT, Dave ('87-'89), RHP	24	4/22/57	Niles, MI	Agoura, CA
NELSON, Roger ('68), RHP	35	6/7/44	Altadena, CA	Modesto, CA	SCHMITZ, Johnny ('56), LHP	40	11/27/20	Wausau, WI	Wausau, WI
NICHOLS, Carl ('86-'88), C, R-R	26	10/14/62	Los Angeles, CA	Schaumburg, IL	SCHNEIDER, Jeff ('81), LHP	57	12/6/52	Bremerton, WA	Geneseo, IL
NICHOLSON, Dave ('80, '82), OF, R-R	33	8/29/39	St Louis, MO	Beverly Hills, CA	SCHU, Rick ('88-'89), 3B, R-R	25, 13	1/26/62	Philadelphia, PA	Carmichael, CA
NIDENFUER, Tom ('87-'88), RHP	49	8/13/59	St Louis Park, MN	Died 3/10/85 (58)	SEGRIST, Al ('55), IF, R-R	8, 4	4/14/31	Greenville, TX	Binghamton, NY
NIEMAN, Bob ('56-'59), OF, R-R	4	1/26/27	Cincinnati, OH	Evergreen, NC	SEGUI, David ('90-'93), 1B-OF, S-L	21	7/19/66	Kansas City, KS	Lubbock, TX
NOKES, Matt ('95), C, L-R	52,21	12/31/61	Evergreen, NC	San Diego, CA	SEVERINSEN, Al ('69), RHP	18	11/9/44	Brooklyn, NY	Kansas City, KS
NOLAN, Joe ('82-'85), C, L-R	24	10/31/63	San Diego, CA	St Louis, MO	SHEETS, Larry ('84-'89), OF-DH, L-R	18,19	12/6/59	Stoughton, KY	Baldwin, NY
NOLES, Dickie ('88), RHP	17	5/12/51	St Louis, MO	Aston, PA	SHELBY, John ('81-'87), OF, S-R	37	2/23/58	Lexington, KY	Luxington, KY
NORDBROOK, Tim ('74-'76), IF, R-R	43,8	7/7/49	Baltimore, MD	Baltimore, MD	SHEPHERD, Keith ('96), RHP	27,45	1/21/68	Wabash, IN	Wabash, IN
NORTHROP, Jim ('74-'75), OF, L-R	2,28	11/24/39	Breckeridge, MI	Pontiac, MI	SHETRONE, Barry ('59-'62), OF, L-R	40	7/6/38	Baltimore, MD	Towson, MD
OATES, Johnny ('70, '72), C, L-R	12	1/21/46	Sylva, NC	Colonial Heights, VA	SHIELDS, Tommy ('92), IF, L-R	1	8/14/64	Fairfax, VA	Devon, PA
OBANDO, Sherman ('93-'95), OF, R-R	42	1/23/70	Bocas del Tor, PANAMA	Changuinola, PANAMA	SHOPAY, Tom ('71-'72, '75-'77), OF, L-R	28	2/21/45	Bristol, CT	Miami, FL
O'CONNOR, Jack ('87), LHP	21	6/2/58	29 Palms, CA	Yucca Valley, CA	SHORT, Billy ('62, '66), LHP	30,24	11/27/37	Kingston, NY	Sarasota, FL
O'DELL, Billy ('54, '56-'59), LHP	24,18,38,41	2/10/33	Whitmore, SC	Newberry, SC	SIEBERN, Nelson ('64-'65), 1B, L-R	4	7/26/33	St Louis, MO	Naples, FL
O'DONOGHUE, John, Jr. ('93), LHP	46	5/26/69	Wilmington, DE	Elkton, MD	SIMMONS, Nelson ('87), OF, S-R	42	6/27/63	Washington, DC	San Diego, CA
O'DONOGHUE, John, Sr. ('88), LHP	28	10/7/39	Kansas City, MO	Elkton, MD	SINGLETON, Ken ('75-'84), OF, S-R	29	6/10/47	New York, NY	Lutherville, MD
OERTEL, Chuck ('58), OF, L-R	40	3/12/31	Coffeyville, KS	Naubinway, MI	SISK, Doug ('88), RHP	39	9/26/57	Renton, WA	Tacoma, WA
OLIVER, Bob ('74), OF-1B, R-R	33	2/28/43	Shreveport, LA	Linda, CA	SKAGGS, Dave ('77-'80), C, R-R	8	6/12/51	San Antonio, CA	Norco, CA
OLSON, Gregg ('88-'93), RHP	30	10/11/66	Scribner, NE	Reisterstown, MD	SLEATER, Lou ('58), LHP	19	9/8/26	St Louis, MO	Towson, MD
O'MALLEY, Tom ('85-'86), 3B, L-R	17	12/25/60	Orange, NJ	Montoursville, PA	SMITH, Al ('63), OF, R-R	16	7/27/28	Kirkwood, MO	Chicago, IL
OQUIST, Mike ('93-'95), RHP	46,56	5/30/68	LaJunta CO	LaJunta, CO	SMITH, Billy ('77-'79), 2B, S-R	2	7/14/53	Hodge, LA	Austin, TX
OROSCO, Jesse ('95-), LHP	47	4/21/57	Santa Barbara, CA	Poway, CA	SMITH, Dwight ('94), OF, L-R	24	11/8/63	Tallahassee, FL	Fairburn, GA
ORSINO, John ('63-'65), C, R-R	10,56	4/22/38	Teaneck, NJ	Bonyton Beach, FL	SMITH, Hal ('55-'56), C, L-R	22	12/7/30	West Frankfort, IL	Houston, TX
ORSULAK, Joe ('88-'92), OF, L-L	6	5/31/62	Glen Ridge, NJ	Cockeysville, MD	SMITH, Lee ('94), RHP	47	12/4/57	Jamestown, LA	Caster, LA
PACELLA, John ('84), RHP	41	9/15/56	Brooklyn, NY	Westerville, OH	SMITH, Lonnie ('93), OF, R-R	39	12/22/55	Chicago, IL	Atlanta, GA
PAGAN, Dave ('76), RHP	30	9/15/49	Nipawin, SASK	Nipawin, SASK CAN	SMITH, Mark ('94-'96), OF, R-R	61	5/7/70	Pasadena, CA	San Antonio, TX
PAGLIARULO, Mike ('93), 3B, L-R	13	3/15/60	Medford, MA	Winchester, MA	SMITH, Texas Mike ('89-'90), RHP	27	10/31/63	San Antonio, TX	Houston, TX
PALICA, Erv ('55-'56), RHP	16	2/9/28	Lomita, CA	Died 5/29/82 (54)	SMITH, Nate ('62), C, R-R	43	4/26/35	Chicago, IL	Chicago, IL
PALMER, Jim ('65-'67, '69-'84), RHP	22	10/15/45	New York, NY	Brooklandville, MD	SMITH, Roy ('91), RHP	36	9/6/61	Mt Vernon, NY	Vance, SC
PALMEIRO, Rafael ('94-), 1B, L-L	25	9/24/64	Havana, Cuba	Arlington, TX	SNELL, Nate ('84-'86), RHP	9	6/22/34	Oak NE	Nelson, NE
PAPA, John ('61-'62), RHP	39	12/5/40	Bridgeport, CT	Huntington, CT	SNEYD, Russ ('61-'67), OF, L-R	26	2/12/51	DuQuoin, IL	Dallas, TX
PAPPAS, Milt ('57-'55), RHP	23,32	5/11/39	Detroit, MI	Becher, IL	STANHOUSE, Don ('78-'79, '82), RHP	24	4/18/63	Harvey, IL	Park Forest, IL
PARDIO, AJ ('85-'86), C, S-R	26,14	9/8/62	Oviedo, SPAIN	Lutz, FL	STARTECK, Herm ('83-'85), RHP	9,21	11/20/38	Statenville, NC	Statenville, NC
PARENT, Mark ('92-'93, '96), C, R-R	6,27,24	9/16/61	Ashland, OR	San Diego, CA	STEFFER, John ('83, '86), C, L-R	8	9/22/59	Sumter, SC	Pasadena, MD
PARET, Kelly ('85-'86), IF, S-R	21,30	10/17/57	Encino, CA	Westlake Village, CA	STEPHENS, Gene ('60-'61), OF, L-R	8	10/23/20	McAlister, NM	Died 11/3/68 (48)
PARROTT, Mike ('77), RHP	32	12/6/55	Oxnard, CA	Lyons, CO	STEPHENS, Vern ('54-'55), 3B, R-R	52	7/14/47	Benson, NC	Tampa, FL
PATTON, Tom ('57), C, R-R	10	9/5/35	Honey Brook, PA	Honey Brook, PA	STEPHENSON, Earl ('77-'78), LHP	52	1/2/72	Takoma Park, MD	Kimberly, ID
PEARSON, Albie ('59-'60), OF, L-L	21	9/12/34	Alhambra, CA	LaQuinta, CA	STEPHENSON, Garrett ('96), RHP	52	10/28/54	Asheville, NC	Asheville, NC
PENA, Orlando ('71, '73), RHP	27	11/17/33	Victoria de las Tunas CUBA	Miami, FL	STEWART, Sammy ('78-'85), RHP	53	1/2/51	Santa Monica, CA	Westminster, CA
PENNINGTON, Brad ('93-'95), LHP	29,47	4/14/69	Salem, IN	Salem, IN	STILLMAN, Royle ('75-'76), 1B-DH, L-L	15	4/10/34	Longview, WA	Tacoma, WA
					STOCK, Wes ('59-'64), RHP	27,18			

ORIOLES STANDINGS, 1954-1997

YEAR	WON	LOST	PCT	GB/GA	PLACE	MANAGER(S)
1997	98	64	.605	(2)	1st	Davey Johnson
1996	98	64	.605	2	1st	Davey Johnson
1995	71	73	.493	15	3rd	Phil Regan
1994	63	49	.563	6 1/2	**2nd	Johnny Oates
1993	85	77	.525	10	T-3rd	Johnny Oates
1992	89	73	.549	7	3rd	Johnny Oates
1991	67	95	.414	24	6th	Frank Robinson/Johnny Oates (5)
1990	76	85	.472	11-1/2	5th	Frank Robinson
1989	87	75	.537	2	2nd	Frank Robinson
1988	54	107	.335	34-1/2	7th	Ripken Sr/Frank Robinson (4)
1987	67	95	.414	31	6th	Cal Ripken Sr
1986	73	89	.451	22-1/2	7th	Earl Weaver
1985	83	79	.516	16	4th	Altobelli/Ripken/Earl Weaver (3)
1984	85	77	.525	19	5th	Joe Altobelli
1983	98	64	.605	(6)	1st	Joe Altobelli
1982	94	68	.580	1	2nd	Earl Weaver
1981	59	46	.562	1	*2nd	Earl Weaver
1980	100	62	.617	3	2nd	Earl Weaver
1979	102	57	.642	(8)	1st	Earl Weaver
1978	90	71	.559	9	4th	Earl Weaver
1977	97	64	.602	2	2nd	Earl Weaver
1976	88	74	.543	10-1/2	2nd	Earl Weaver
1975	90	69	.566	4-1/2	2nd	Earl Weaver
1974	91	71	.562	(2)	1st	Earl Weaver
1973	97	65	.599	(8)	1st	Earl Weaver
1972	80	74	.519	8	3rd	Earl Weaver
1971	101	57	.639	(12)	1st	Earl Weaver
1970	108	54	.667	(15)	1st	Earl Weaver
1969	109	53	.673	(19)	1st	Earl Weaver
1968	91	71	.562	12	2nd	Hank Bauer/Earl Weaver (2)
1967	76	85	.472	15-1/2	T-6th	Hank Bauer
1966	97	63	.606	(9)	1st	Hank Bauer
1965	94	68	.580	8	3rd	Hank Bauer
1964	97	65	.599	2	3rd	Hank Bauer
1963	86	76	.531	18-1/2	4th	Billy Hitchcock
1962	77	85	.475	19	7th	Billy Hitchcock
1961	95	67	.586	14	3rd	Paul Richards/Luman Harris (1)
1960	89	65	.578	8	2nd	Paul Richards
1959	74	80	.481	20	6th	Paul Richards
1958	74	79	.484	17-1/2	6th	Paul Richards
1957	76	76	.500	21	5th	Paul Richards
1956	69	85	.448	28	6th	Paul Richards
1955	57	97	.370	39	7th	Paul Richards
1954	54	100	.351	57	7th	Jimmy Dykes
Totals	3,696	3,222	.5343			

*—First Half: 31-23, .574, 2 GB...Second Half: 28-23, .549, 2 GB

**—Strike on August 12, 1994 caused suspension of the rest of the season (no post-season play)

***—Qualified for post-season as American League Wild Card

T-Tie in standings ('93 with Detroit; '97 with Washington)

5-Oates (54-71) replaced Robinson (13-24) on May 23

4-Robinson (54-101) replaced Ripken (0-6) on Apr 12

3-Altobelli (29-26) was relieved after June 12 game;

Ripken (1-0) managed June 13; Weaver (53-52) took over June 14

2-Weaver (48-34) replaced Bauer (43-37) on July 11

1-Harris (17-10) replaced Richards (78-57) on Sep 1

MOST VALUABLE ORIOLES, '54-'97

1954-Chuck Diering (OF)	1976-Lee May (1B)
1955-Dave Philley (OF)	1977-Ken Singleton (OF)
1956-Bob Nieman (OF)	1978-Eddie Murray (1B)
1957-Billy Gardner (2B)	1979-Ken Singleton (OF)
1958-Gus Triandos (C)	1980-Al Bumbry (OF)
1959-Gene Woodling (OF)	1981-Eddie Murray (1B)
1960-Brooks Robinson (3B)	1982-Eddie Murray (1B)
1961-Jim Gentile (1B)	1983-E. Murray (1B)/C. Ripken (SS)
1962-Brooks Robinson (3B)	1984-Eddie Murray (1B)
1963-Stu Miller (RHP)	1985-Eddie Murray (1B)
1964-Brooks Robinson (3B)	1986-Don Aase (RHP)
1965-Stu Miller (RHP)	1987-Larry Sheets (OF)
1966-Frank Robinson (OF)	1988-E. Murray (1B)/C. Ripken (SS)
1967-Frank Robinson (OF)	1989-Gregg Olson (RHP)
1968-Dave McNally (LHP)	1990-Cal Ripken (SS)
1969-Boog Powell (1B)	1991-Cal Ripken (SS)
1970-Boog Powell (1B)	1992-Mike Devereaux (OF)
1971-B. Robby (3B)/F. Robby (OF)	1993-Chris Holles (C)
1972-Jim Palmer (RHP)	1994-No award given
1973-Jim Palmer (RHP)	1995-Rafael Palmeiro (1B)
1974-Paul Blair (OF)/Mike Cuellar (LHP)	1996-Rafael Palmeiro (1B)
1975-Ken Singleton (OF)	1997-Randy Myers (LHP)

FEWEST ERRORS ONE SEASON, MAJOR LEAGUE HISTORY

	Team	Year	Errors
1)	Minnesota	1988	84
2)	Toronto	1990	86
3)	Baltimore	1989	87
	Oakland	1990	87
	Texas	1996	87
6)	Milwaukee	1992	89
7)	Baltimore	1991	91
8)	Kansas City	1997	91
9)	Detroit	1997	92
10)	Baltimore	1992	93

ORIOLES HOME-ROAD RECORD, 1954-1997

YEAR	Won	HOME Lost	Pct.	Won	ROAD Lost	Pct.
1954	32	45	.416	22	55	.286
1955	30	47	.390	27	50	.351
1956	41	36	.532	28	49	.364
1957	42	33	.560	34	43	.442
1958	46	31	.597	28	48	.368
1959	38	39	.494	36	41	.468
1960	44	33	.571	45	32	.584
1961	48	33	.593	47	34	.580
1962	44	38	.537	33	47	.413
1963	48	33	.593	38	43	.469
1964	49	32	.605	48	33	.593
1965	46	33	.582	48	35	.578
1966	48	31	.608	49	32	.605
1967	35	42	.455	41	43	.488
1968	47	33	.588	44	38	.537
1969	60	21	.741	49	32	.605
1970	59	22	.728	49	32	.605
1971	53	24	.688	48	33	.593
1972	38	39	.494	42	35	.545
1973	50	31	.617	47	34	.580
1974	46	35	.568	45	36	.556
1975	44	33	.571	46	36	.561
1976	42	39	.519	46	35	.568
1977	54	27	.667	43	37	.538
1978	51	30	.638	39	41	.488
1979	55	24	.696	47	33	.588
1980	50	31	.617	50	31	.617
1981	33	22	.600	26	24	.520
1982	53	28	.654	41	40	.506
1983	50	31	.617	48	33	.593
1984	44	37	.543	41	40	.506
1985	45	36	.556	38	42	.475
1986	37	42	.468	36	47	.438
1987	31	51	.378	36	44	.450
1988	34	46	.425	20	61	.247
1989	47	34	.580	40	41	.494
1990	39	40	.494	37	45	.451
1991	33	48	.407	34	47	.420
1992	43	38	.531	46	35	.568
1993	48	33	.593	37	44	.457
1994	28	27	.509	35	22	.614
1995	36	36	.500	35	37	.486
1996	43	38	.531	45	36	.556
1997	46	35	.568	52	29	.642
TOT.	1930	1517	.560	1766	1705	.509

at Memorial Stadium:

1686 1310 .563

at Oriole Park at Camden Yards:

244 207 .541

MAJOR ORIOLES AWARD WINNERS

Most Valuable Player, AL (BBWAA): Brooks Robinson ('64), Frank Robinson ('66), Boog Powell ('70), Cal Ripken Jr ('83 and '91).

Cy Young Award, AL (BBWAA): Mike Cuellar ('69 tied with Denny McLain), Jim Palmer ('73, '75, '76); Mike Flanagan ('79), Steve Stone ('80).

Manager of the Year (BBWAA): Frank Robinson ('89), Davey Johnson ('97).

Manager of the Year, Major League (TSN): Hank Bauer ('66), Earl Weaver ('77, '79), Frank Robinson ('89), Johnny Oates ('93).

Manager of the Year, AL (AP): Paul Richards ('60), Hank Bauer ('64, '66), Earl Weaver ('73, '77, '79), Frank Robinson ('89).

Manager of the Year, AL (UPI): Earl Weaver ('79), Joe Altobelli ('83), Frank Robinson ('89).

Rookie of the Year, AL (BBWAA): Ron Hansen ('60), Curt Blefary ('65), Al Bumbry ('73), Eddie Murray ('77), Cal Ripken Jr ('82), Gregg Olson ('89).

Rookie of the Year, AL (TSN): Ron Hansen ('60), Curt Blefary ('65), Al Bumbry ('73), Cal Ripken ('82), Craig Worthington ('89).

Rookie Pitcher of the Year, AL (TSN): Wally Bunker ('64), Tom Phoebus ('67), Mike Boddicker ('83).

Player of the Year, AL (TSN): Brooks Robinson ('64), Frank Robinson ('66), Cal Ripken Jr ('83 and '89).

Player of the Year, AL (Baseball America): Cal Ripken Jr ('83 & '91).

Pitcher of the Year, AL (TSN): Chuck Estrada ('60), Jim Palmer ('73, '75, '76), Mike Flanagan ('79), Steve Stone ('80).

Player of the Year, Major League (TSN): Frank Robinson ('66), Cal Ripken Jr ('83 and '89).

Executive of the Year, Major League (TSN): Harry Dalton ('70), Hank Peters ('79), Roland Hemond ('89).

Executive of the Year, Major League (UPI): Hank Peters ('79), Roland Hemond ('89).

Roberto Clemente Award (Commissioner's Office): Presented annually to player who best typifies the game of baseball, both on and off the field—Brooks Robinson ('72), Ken Singleton ('82), Cal Ripken Jr ('92), Eric Davis ('97).

Joe Cronin Award (AL Office): Presented annually to an AL player for significant achievement—Jim Palmer ('76), Brooks Robinson ('77).

Bart Giamatti Caring Award (Baseball Alumni Team): For exceptional devotion and contribution to both Baseball and the Community—Cal Ripken Jr ('90)...It was the first time presented.

Most Valuable Player, World Series: Frank Robinson ('66), Brooks Robinson ('70), Rick Dempsey ('83).

Most Valuable Player, ALCS (Leland S. MacPhail Jr Award): Mike Boddicker ('83).

Most Valuable Player, All-Star Game (Commissioner's Office): Now known as Arch Ward Memorial Trophy—Billy O'Dell ('58), Brooks Robinson ('66), Frank Robinson ('71), Cal Ripken ('91).

Jack Dunn Memorial Community Service Award: Elrod Hendricks ('87), Ken Singleton ('88), Brooks Robinson ('89), Jim Palmer ('91), Cal Ripken Jr. ('95), Eric Davis ('97).

ORIOLES ALL-STAR GAME SELECTEES

1954 Bob Turley (DNP)	1969 Paul Blair Dave Johnson * Dave McNally Boog Powell (ST) Brooks Robinson Frank Robinson (ST)	1983 Tippy Martinez (DNP) Eddie Murray Cal Ripken
1955 Jim Wilson (DNP)		1984 Mike Boddicker (DNP) Eddie Murray Cal Ripken (ST)
1956 George Kell (ST)	1970 Mike Cuellar (DNP) Dave Johnson (ST)+ Dave McNally (DNP) Jim Palmer (ST)+ Boog Powell (ST) Brooks Robinson Frank Robinson (ST)	1985 Eddie Murray (ST) Cal Ripken (ST)
1957 George Kell (ST) Billy Loes Gus Triandos (DNP)		1986 Don Aase Eddie Murray (ST) Cal Ripken (ST)
1958 Billy O'Dell Gus Triandos (ST)	1971 Don Buford Mike Cuellar Jim Palmer Boog Powell * Brooks Robinson (ST) Frank Robinson (ST)	1987 Terry Kennedy (ST) Cal Ripken (ST)
1959 Billy O'Dell2 Gus Triandos (ST)1 Jerry Walker (ST)+2 Hoyt Wilhelm (DNP 1st) Gene Woodling2		1988 Cal Ripken (ST)+
1960 Chuck Estrada (DNP 2nd) Jim Gentile (DNP 2nd) Ron Hansen (ST both) Brooks Robinson	1972 Pat Dobson (DNP) Bobby Grich (ST)+ Dave McNally Jim Palmer (ST)+ Brooks Robinson (ST)	1989 Mickey Tettleton Cal Ripken (ST)
1961 Jack Brandt (DNP 2nd) Jim Gentile (DNP 2nd) Brooks Robinson (ST both) Hoyt Wilhelm (DNP 2nd)	1973 Paul Blair Brooks Robinson (ST)	1990 Gregg Olson (DNP) Cal Ripken (ST)
1962 Jim Gentile (ST both) Milt Pappas (both) Brooks Robinson (both) Hoyt Wilhelm *	1974 Mike Cuellar (DNP) Bobby Grich Brooks Robinson (ST)	1991 Cal Ripken (ST)
1963 Luis Aparicio Brooks Robinson Steve Barber *	1975 Jim Palmer (DNP)	1992 Brady Anderson Mike Mussina Cal Ripken (ST)
1964 Luis Aparicio * Brooks Robinson (ST) Norm Siebern	1976 Mark Belanger Bobby Grich (ST)	1993 Mike Mussina Cal Ripken (ST)
1965 Milt Pappas (ST)+ Brooks Robinson (ST)	1977 Jim Palmer (ST)+ Ken Singleton	1994 Mike Mussina Cal Ripken (ST) Lee Smith
1966 Steve Barber (DNP) Andy Etchebarren (DNP) Brooks Robinson (ST) Frank Robinson (ST)	1978 Jim Palmer (ST)+ Mike Flanagan (DNP) Eddie Murray (DNP)	1995 Cal Ripken (ST)
1967 Andy Etchebarren (DNP) Brooks Robinson (ST) Frank Robinson (DNP)	1979 Ken Singleton Don Stanhouse (DNP)	1996 Roberto Alomar (ST) Brady Anderson (ST)+ Cal Ripken (ST)
1968 Dave Johnson Boog Powell Brooks Robinson (ST)	1980 Al Bumbry Steve Stone (ST)+	1997 Roberto Alomar (ST) Brady Anderson (ST) Jimmy Key *** Mike Mussina (DNP) Randy Myers Cal Ripken (ST)
	1981 Scott McGregor (DNP) Eddie Murray Ken Singleton (ST)	
	1982 Ken Singleton (ST)	

Managers: Paul Richards, '61**; Hank Bauer, '67; Earl Weaver, '70, '71, '72, '74+*, '80; Joe Altobelli, '84.
 * Selected but did not attend due to injury
 + Started but not elected
 ** Replaced Casey Stengel who left Yankees after they won pennant in 1960
 *** Selected but did not attend—getting married

ALL-STAR NOTES

FIVE PLAYERS, THREE STARTERS: The five players named to the 1997 All-Star team were the most by the Orioles since 1972...For the second straight season, Roberto Alomar, Brady Anderson and Cal Ripken started for the Orioles...For Ripken, it was his first start at 3B after 14 years being selected at SS...All four Orioles who attended the game saw action...Pitcher Jimmy Key was selected by A.L. Manager Joe Torre but declined because of a prior commitment — he got married that day!

ALL-STAR STARTS/APPEARANCES: Ten different Orioles have been elected starters since fan voting was reinstituted in 1969...Cal Ripken has started the last 14 years, 13 of those by fan vote...Last year was his first start at 3B...Other Orioles elected to starting berths are Brooks Robinson (4 times); Boog Powell, Frank Robinson & Roberto Alomar (2 each); and Bobby Grich, Ken Singleton, Eddie Murray, Terry Kennedy and Brady Anderson (1 each).

ORIOLES ALL-STAR MVPs: The Orioles have had 4 All-Star MVPs, the most recent being Cal Ripken in 1991...In that game, played at Toronto's SkyDome, Cal was 2-for-3 with a 3-run homer off former teammate Dennis Martinez and a single off Cy Young-winner Tom Glavine to lead the AL to a 4-2 win...Cal became only the 3rd shortstop to hit an All-Star Game homer, joining Lou Boudreau ('42) and Dick McAuliffe ('65)...In the home run hitting contest the day before the All-Star Game, Cal hit an incredible 12 homers in 22 swings to help the AL to a 20-7 pasting of the NL. Other Oriole All-Star MVPs:

Billy O'Dell huled 3 perfect inning to save the AL's 4-3 win in Baltimore in 1958.

Brooks Robinson won the trophy in St. Louis in 1966, going 3-for-4 with a triple at the plate and 8-for-8 fielding...He was the 1st player from a losing team to be so honored.

Frank Robinson's 4th-inning homer at Detroit in the 1971 game put the AL ahead to stay and earned him MVP honors...It was the AL's 1st All-Star victory since 1962 and its last until 1983.

ORIOLES ALL-STAR HOMERS: In '91, Cal became the 4th and most recent Oriole to home in All-Star play, joining Brooks (7/11/67 at Anaheim off Fergie Jenkins, none on); Frank (7/13/71 at Detroit off Dock Ellis, one on) and Ken Singleton (8/9/81 at Cleveland off Tom Seaver, none on).

BALTIMORE AS ALL-STAR HOST: The Orioles have played host to two All-Star Games...The 25th mid-season classic was held at Memorial Stadium in 1958, and the 64th All-Star Game was held at Camden Yards in 1993.

On July 8, 1958, Orioles pitcher Billy O'Dell retired the final 9 batters as the AL posted a 4-3 win before 48,829 fans at Memorial Stadium...The Orioles' Gus Triandos was the starting catcher, and 11 future Hall of Famers saw action in the game.

In its 2nd year of existence, Oriole Park at Camden Yards played host to baseball's first-ever "All-Star Week," including the AL's 9-3 win on July 13, 1993...The game drew 48,147 fans...Cal Ripken was the only Oriole to appear in the game, going 0-for-3...Pitcher Mike Mussina was selected to the team but did not get into the game.

FanFest, the baseball theme park that is now a part of All-Star Week, drew 111,883 visitors during the five-day celebration. Perhaps the most lasting memories from All-Star Week '93 came on Monday, July 12, at the annual Gatorade All-Star Workout. Juan Gonzalez crushed a ball off the facing of the upper deck in left field, and Ken Griffey Jr. became the first player to hit the B&O Warehouse during the home run hitting contest.

1997 POSTSEASON NOTES

The Orioles advanced to post-season play in '97 for the 2nd straight season, the first time they've made back-to-back post-season appearances since 1973-74...For the 2nd straight year, the Orioles won their Division Series before losing to the eventual World Series champs in the American League Championship Series. In 1997 they beat the Seattle Mariners, 3-1 in the Division Series before losing to the Cleveland Indians, 4-2 in the ALCS.

DIVISION SERIES: The Orioles have appeared in two Division Series, winning both...They are 6-2 overall (.750)...The O's are 3-1 at home and 3-1 on the road.

ALCS: The Orioles have appeared in 9 LCS, going 5-4...They are 21-16 (.568)...The O's are 10-9 at home and 11-6 on the road...Only the Oakland A's, with 23 wins, have won more games in League Championship Series play...The Los Angeles Dodgers are third with 19 wins.

The O's won the 1st 10 ALCS games they played (including the 1st 9 ever played)...They swept the Twins twice ('69-'70) and the A's ('71) in the 1st 3 ALCS, then won Game 1 against Oakland in '73 before losing the 2nd game that year.

WORLD SERIES: Baltimore has gone 3-3 in its 6 World Series, but has a .576 pct. in games (19-14)...The Birds are 10-7 at home and 9-7 away.

POST-SEASON TOTAL: The O's have gone to the post-season in 10 different seasons and are 46-32 (.590)...They are 23-17 at home and 23-15 on the road.

ATTENDANCE: The Orioles played 30 post-season games at Memorial Stadium, drawing a total of 1,422,209 fans (average 47,407)...In their 10 post-season games at Oriole Park at Camden Yards in '96 & '97, the Orioles drew 488,079 fans (average 48,808).

The largest crowd for a post-season game in Baltimore was 54,458 for Game 4 (the final game) vs. the Dodgers in '66...That also is the largest crowd for any Orioles home game...The largest home LCS crowd was 52,787 for Game 1 vs. the Angels in '79...The four largest crowds for any games at Camden Yards came in the 1997 post-season, topped by the 49,137 who attended Division Series Game 1 vs. Seattle on October 4.

Orioles Division Series Summary

Game #	Date/Site	Line	Score	Attendance
1996				
1	10/1 (Tues) Baltimore	Cle Bal	4-10-0 10-12-1 Nagy (L), Embree (6), Shuey (6) Tavarez (8) Wells (W), Orosco (7), Mathews (7) Rhodes (8), Myers (9) HR: Anderson, Ramirez, Surhoff -2, Bonilla	47,644
2	10/2 (Wed) Baltimore	Cle Bal	4-8-2 7-9-0 Hershiser, Plunk (6) (L), Assenmacher (8), Tavarez (8) Erickson, Orosco (7), Benitez (8) (W), Myers (9), (S) HR: Anderson, Belle	48,970
3	10/4 (Fri) Cleveland	Bal Cle	4-8-2 9-10-0 Mussina, Orosco (7) (L), Benitez (7) Rhodes (8), Mathews (8) McDowell, Embree (6), Shuey (7) Assenmacher (7), (W), Plunk (8), Mesa (9)	44,250
4	10/5 (Sat) Cleveland	Bal (12 Inn) Cle	4-14-1 3-7-1 Wells, Mathews (8), Orosco (9) Benitez (10) (W), Myers (12) (S) Nagy, Embree (7), Shuey (7) Assenmacher (7), Plunk (8), Mesa (9) (L), Ogea (12) HR: Palmeiro, Bonilla, R. Alomar	44,280 (185,144)
1997				
1	10/1 (Wed) Seattle	Bal Sea	9-13-0 3-7-1 Mussina (W), Orosco (8), Benitez (9) Johnson (L), Timlin (6), Spoljaric (6), Wells (7) Charlton (8) HR: Berroa, Hoiles, Martinez, Buhner, Rodriguez	59,579
2	10/2 (Thurs) Seattle	Bal Sea	9-14-0 3-9-0 Erickson (W), Benitez (7), Orosco (8), Myers (9) Moyer (L), Spoljaric (5), Ayala (7), Charlton (8) Slocumb (9) HR: Baines, Anderson	59,309
3	10/4 (Sat) Baltimore	Sea Bal	4-11-0 2-5-0 Fassero (W), Slocumb (9) Key (L), Mills (5), Rhodes (6), Mathews (9) HR: Buhner, Sorrento	49,137
4	10/5 (Sun) Baltimore	Sea Bal	1-2-0 3-7-0 Johnson (L) Mussina (W), Benitez (8), Myers (9) (S) HR: Rebolet, Berroa, Martinez	48,766 (216,791)

Orioles League Championship Series Summary

Game #	Date/Site	Line	Score	Attendance
1969				
1	10/4 (Sat)	Min Baltimore	3-4-2 J. Perry, Perranoski (9) (L) Bal (12 inn) 4-10-1 Cuellar, Richert (9), Watt (10), Lopez (12), D. Hall (12) (W) HR: F. Robinson, Belanger, Powell, Oliva	39,324
2	10/5 (Sun)	Min Baltimore	0-3-1 Boswell (L), Perranoski (11) Bal (11 inn) 1-8-0 McNally (W) HR: None	41,704
3	10/6 (Mon)	Min Minnesota	11-18-0 Palmer (W) Min 2-10-2 R. Miller (L), Woodson (2), T. Hall (4), Worthington (5), Grzenda (6), Chance (7), Peranoski (9) HR: Blair	32,735 (113,763)

1970				
1	10/3 (Sat)	Min Minnesota	10-13-0 Cuellar, D. Hall (5) (W) Min 6-11-2 J. Perry (L), Zepp (4), Woodson (5), Williams (6), Perranoski (9) HR: Cuellar (3 on J. Perry), Buford, Pwell, Killebrew	26,847
2	10/4 (Sun)	Min Minnesota	11-13-0 McNally (W) Min 6-11-2 T. Hall (L), Zepp (4), Williams (5), Perranoski (9) HR: F. Robinson, Killebrew, Oliva, D. Johnson	27,490
3	10/5 (Mon)	Min Baltimore	1-7-2 Kaat (L), Blyleven (3), T. Hall (5), J. Perry (7) Bal 6-10-0 Palmer (W) HR: D. Johnson	27,608 (81,945)

1971				
1	10/3 (Sun)	Oak Baltimore	3-9-0 Blue (L), Fingers (8) Bal 5-7-1 McNally (W) , Watt (8) (S) HR: None	42,621
2	10/4 (Mon)	Oak Baltimore	1-6-0 Hunter (L) Bal 5-7-0 Cuellar (W) HR: B. Robinson, Powell-2, Hendricks	35,003
3	10/5 (Tue)	Oak Oakland	5-12-0 Palmer (W) Oak 3-7-0 Segui (L), Fingers (5), Knowles (7), Locker (7), Grant (8) HR: Jackson-2, Bando	33,176 (110,800)

1973				
1	10/6 (Sat)	Oak Baltimore	0-5-1 Blue (L), Pina (1), Odom (3), Fingers (8) Bal 6-12-0 Palmer (W) HR: None	41,279
2	10/7 (Sun)	Oak Baltimore	6-9-0 Hunter (W) , Fingers (8) (S) BAL 3-8-0 McNally (L), Reynolds (8), G. Jackson (9) HR: Campaneris, Rudi, Bando-2	48,425
3	10/9 (Tue)	Bal Oakland	1-3-0 Cuellar (L) Oak 2-4-3 Holtzman (W) HR: Williams, Campaneris	34,367
4	10/10 (Wed)	Bal Oakland	5-8-0 Palmer, Reynolds (2), Watt (7) Oak 4-7-0 Blue, Fingers (7) (L) G. Jackson (7) (W) HR: Etchebarren, Grich	27,497
5	10/11 (Thu)	Bal Oakland	0-5-2 Alexander (L), Palmer (4) Oak 3-7-0 Hunter (W) HR: None	24,265 (175,833)

1974				
1	10/5 (Sat)	Bal Oakland	6-10-0 Cuellar (W) , Grimsley (9) Oak 3-9-0 Hunter (L), Odom (5), Fingers (9) HR: Blair, B. Robinson, Grich	41,609
2	10/6 (Sun)	Bal Oakland	0-5-2 McNally (L), Garland (6), Reynolds (7), G. Jackson (8) Oak 5-8-0 Holtzman (W) HR: Bando, Fosse	42,810
3	10/8 (Tue)	Oak Baltimore	1-4-2 Blue (W) Bal 0-2-1 Palmer (L) HR: Bando	32,060

4	10/9 (Wed)	Oak Baltimore	2-1-0 Hunter (W) , Fingers (8) (S) Bal 1-5-1 Cuellar (L), Grimsley (5) HR: None	28,136 (144,615)
---	------------	------------------	--	---------------------

1979				
1	10/3 (Wed)	Cal Baltimore	3-7-1 Ryan, Montague (8) (L) Bal (10 inn) 6-6-0 Palmer, Stanhouse (10) (W) HR: Ford, Lowenstein	52,787
2	10/4 (Thu)	Cal Baltimore	8-10-1 Frost (L), Clear (8), Aase (8) Bal 9-11-1 Flanagan (W) , Stanhouse (8) HR: Ford, Murray	52,108
3	10/5 (Fri)	Bal California	3-8-3 D. Martinez, Stanhouse (9) (L) Cal 4-9-0 Tanana, Aase (6) (W) HR: Baylor	41,199
4	10/6 (Sat)	Bal California	8-12-1 McGregor (W) Cal 0-6-0 Kriapp (L), Larocche (3), Frost (4), Montague (7), Barlow (9) HR: Kelly	43,199 (189,213)

1983				
1	10/5 (Wed)	Chi Baltimore	2-7-0 Hoyt (W) Bal 1-5-1 McGregor (L), Stewart (7), T. Martinez (7) HR: None	51,289
2	10/6 (Thu)	Chi Baltimore	0-5-2 F. Bannister (L), Barojas (7), Lamp (8) Bal 4-6-0 Boddicker (W) HR: Roenicke	52,347
3	10/7 (Fri)	Bal Chicago	11-8-1 Flanagan (W) , Stewart (6) (S) Chi 1-6-1 Dotson (L), Tidrow (6), Koosman (9), Lamp (9) HR: Murray	46,635
4	10/8 (Sat)	Bal (10 inn) Chicago	3-9-0 Davis, T. Martinez (7) (W) Chi 0-10-0 Burns (L), Barojas (10), Agosto (10), Lamp (10) HR: Landrum	45,477 (195,748)

1996				
1	10/9 (Wed)	Bal New York	4-11-1 Erickson, Orosco (7), Benitez (7), Rhodes (8), Mathews (9), Myers (9) (L) NYY 5-11-0 Pettitte, Nelson (8), Wetteland (9), Rivera (10), (W) HR: Anderson, Palmeiro, Jeter, Williams	56,495
2	10/10 (Thur)	Bal New York	5-10-0 Wells (W) , Mills (7), Orosco (7), Myers (9), Benitez (9) (S) NYY 3-11-1 Cone, Nelson (7) (L), Lloyd (8), Weathers (9) HR: Zeile, Palmeiro	56,432
3	10/11 (Fri)	NYY Baltimore	5-8-0 Key (W) , Wetteland (9) (S) Bal 2-3-2 Mussina (L), Orosco (8), Mathews (9) HR: Zeile, Fielder	48,635
4	10/12 (Sat)	NYY Baltimore	8-9-0 Rogers, Weathers (4) (W) , Lloyd (6), Rivera (7), Wetteland (9) Bal 4-11-0 Coppinger (L), Rhodes (6), Mills (7), Orosco (8), Benitez (8), Mathews (9) HR: Williams, Strawberry-2, Holles, O'Neill	48,974
5	10/13 (Sun)	NYY Baltimore	6-11-0 Pettitte (W) , Wetteland (9) (S) Bal 4-4-1 Erickson (L), Rhodes (6), Mills (7), Myers (8) HR: Leyritz, Fielder, Strawberry, Zeile, Murray, Bonilla	48,718 (259,254)

1997				
1	10/8 (Wed)	Cle Baltimore	0-4-1 Ogea (L), Anderson (7) Bal 3-6-1 Erickson (W) , Myers (9) (S) HR: Anderson, Alomar	49,029
2	10/9 (Thurs)	Cle Baltimore	5-6-3 Nagy, Moremon (6), Juden (7) Bal 4-8-1 Assenmacher (W) , Jackson (8), Mesa (9) (S) HR: Ripken, Ramirez, Grissom	49,131
3	10/11 (Sat)	Bal Cleveland	1-8-1 Mussina, Benitez (8), Orosco (9) Cle 2-6-0 Hershiser, Assenmacher (8), Jackson (8), Mesa (9), Juden (11), Morman (11), Plunk (12) (W) HR: None	45,047
4	10/12 (Sun)	Bal Cleveland	7-12-2 Erickson, Rhodes (5), Mills (7) (L), Orosco (9), Benitez (9) Cle 8-13-0 Wright, Anderson (4), Juden (7), Assenmacher (7), Jackson (7), Mesa (8) (W) HR: Anderson, Baines, Palmeiro, Alomar, Ramirez	45,081
5	10/13 (Mon)	Bal Cleveland	4-10-0 Kamieniecki (W) , Key (6), Myers (9) Cle 2-8-1 Ogea (L), Assenmacher (9), Jackson (9) HR: Davis	45,068
6	10/15 (Wed)	Cle Baltimore	1-3-0 Nagy, Assenmacher (8), Jackson (8) Bal 0-10-0 Mussina, Myers (9), Benitez (11) (L) HR: Fernandez	49,075 (282,431)

Orioles World Series Summary

1969

1	10/11 (Sat)	N.Y.	1-6-1	Seaver (L), Cladwell (6), Taylor (7)	50,429
	Baltimore	Bal	4-6-0	Cuellar (W)	
		HR: Buford			
2	10/12 (Sun)	N.Y.	2-6-0	Koosman (W), Taylor (9) (S)	50,850
	Baltimore	Bal	1-2-0	McNally (L)	
		HR: Clendenon			
3	10/14 (Tue)	Bal	0-4-1	Palmer (L), Leonhard (7)	56,335
	New York	N.Y.	5-6-0	Gentry (W), Ryan (7) (S)	
		HR: Agee, Kranepool			
4	10/15 (Wed)	Bal	1-6-1	Cuellar, Watt (8), Hall (10) (L)	57,367
	New York	N.Y. (10 inn)	2-10-1	Seaver (W)	
		HR: None			
5	10/16 (Thu)	Bal	3-5-2	McNally, Watt (8) (L)	57,397
	New York	N.Y.	5-7-0	Koosman (W)	
		HR: McNally, F. Robinson, Clendenon, Weis			(272,378)

1970

1	10/10 (Sat)	Bal	4-7-2	Palmer (W), Richert (9) (S)	51,531
	Cincinnati	Cin	3-5-0	Nolan (L), Carrol (7)	
		HR: L. May, Powell, Hendricks, B. Robinson			
2	10/11 (Sun)	Bal	6-10-2	Cuellar, Phoebus (3) (W), Drabowsky (5), Lopez (7), D. Hall (7) (S)	51,531
	Cincinnati	Cin	5-7-0	McGlothlin, Wilcox (5) (L), Carroll (5), Gullett (8)	
		HR: Tolan, Powell, Bench			
3	10/13 (Tue)	Cin	3-9-0	Cloninger (L), Granger (6), Gullett (7)	51,773
	Baltimore	Bal	9-10-1	McNally (W)	
		HR: F. Robinson, Buford, McNally (3 on Granger)			
4	10/14 (Wed)	Cin	6-8-3	Nolan, Gullett (7), Carroll (6) (W)	53,007
	Baltimore	Bal	5-8-0	Palmer, Watt (8) (L), Drabowsky (9)	
		HR: B. Robinson, Rose, L. May			
5	10/15 (Thu)	Cin	3-6-0	Merritt (L), Granger (2), Wilcox (3), Cloninger (5), Washburn (7), Carroll (8)	45,341
	Baltimore	Bal	9-15-0	Cuellar (W)	
		HR: F. Robinson, Rettenmund			(253,183)

1971

1	10/9 (Sat)	Pit	3-3-0	Ellis (L), Moose (3), R. Miller (7)	53,229
	Baltimore	Bal	5-10-3	McNally (W)	
		HR: F. Robinson, Rettenmund, Buford			
2	10/11 (Mon)	Pit	3-8-1	B. Johnson (L), Kison (4), Moose (4), Veale (5), R. Miller (6), Giusti (8)	53,239
	Baltimore	Bal	11-14-1	Palmer (W), R. Hall (9) (S)	
		HR: Hebner			
3	10/12 (Tue)	Bal	1-3-3	Cuellar (L), Dukes (7), Watt (8)	50,403
	Pittsburgh	Pit	5-7-0	Blass (W)	
		HR: Robertson, F. Robinson			
4	10/13 (Wed)	Bal	3-4-1	Dobson, Jackson (6), Watt (7) (L), Richert (8)	51,378
	Pittsburgh	Pit	4-14-0	Walker, Kison (1) (W), Giusti (8) (S)	
		HR: None			
5	10/14 (Thu)	Bal	0-2-1	McNally (L), Leonhard (5), Dukes (6)	51,377
	Pittsburgh	Pit	4-9-0	Briles (W)	
		HR: Robertson			
6	10/16 (Sat)	Pit	2-9-1	Moose, B. Johnson (6), Giusti (7), R. Miller (9)	44,174
	Baltimore	Bal (10 inn)	3-8-0	Palmer, Dobson (10), McNally (10) (W)	
		HR: Clemente, Buford			
7	10/17 (Sun)	Pit	2-6-1	Blass (W)	47,291
	Baltimore	Bal	1-4-0	Cuellar (L), Dobson (9), McNally (9)	
		HR: Clemente			(351,091)

1979

1	10/10 (Wed)	Pit	4-11-3	Kison (L), Rooker (1), Romo (5), D. Robinson (6), G. Jackson (8)	53,735
	Baltimore	Bal	5-6-3	Flanagan (W)	
		HR: DeCinces, Stargell			
2	10/11 (Thu)	Pit	3-11-2	Blyleven, D. Robinson (7) (W), Tekulve (9) (S)	53,739
	Baltimore	Bal	2-6-1	Palmer, T. Martinez (8), Stanhouse (9) (L)	
		HR: Murray			
3	10/12	Bal	8-13-0	McGregor (W)	50,848
	Pittsburgh	Pit	4-9-2	Candelaria (L), Romo (4), G. Jackson (7), Tekulve (8)	
		HR: Ayala			

4	10/13 (Sat)	Bal	9-12-0	D. Martinez, Stewart (2), Stone (5), Stoddard (7) (W)	50,883
	Pittsburgh	Pit	6-17-1	Bibby, G. Jackson (7), D. Robinson (8), Tekulve (8) (L)	
		HR: Stargell			
5	10/14 (Sun)	Bal	1-6-2	Flanagan (L), Stoddard (7), D. Martinez (7), Stanhouse (8)	50,920
	Pittsburgh	Pit	7-13-1	Rooker, Blyleven (6) (W)	
		HR: None			
6	10/16 (Tue)	Pit	4-10-0	Candelaria (W), Tekulve (7) (S)	53,739
	Baltimore	Bal	0-7-1	Palmer (L), Stoddard (9)	
		HR: None			
7	10/17 (Wed)	Pit	4-10-0	Bibby, D. Robinson (5), G. Jackson (5) (W), Tekulve (8) (S)	53,733
	Baltimore	Bal	1-4-2	McGregor (L), Stoddard (9), T. Martinez (9), D. Martinez (9)	
		HR: Dauer, Stargell			(367,597)

1983

1	10/11 (Tue)	Phi	2-5-0	Denny (W), Holland (8) (S)	52,204
	Baltimore	Bal	1-5-1	McGregor (L), Stewart (9), T. Martinez (9)	
		HR: Dwyer, Morgan, Maddox			
2	10/12 (Wed)	Phi	1-3-0	Hudson (L), Hernandez (5), Andersen (6), Reed (8)	52,132
	Baltimore	Bal	4-9-1	Boddicker (W)	
		HR: Lowenstein			
3	10/14 (Fri)	Bal	3-6-1	Flanagan, Palmer (5) (W), Stewart (7), T. Martinez (9) (S)	65,792
	Philadelphia	Phi	2-8-2	Carlton (L), Holland (7)	
		HR: Matthews, Morgan, Ford			
4	10/15 (Sat)	Bal	5-10-1	Davis (W), Stewart (6), T. Martinez (8) (S)	66,947
	Philadelphia	Phi	4-10-0	Denny (L), Hernandez (6), Reed (6), L. Andersen (8)	
		HR: None			
5	10/16 (Sun)	Bal	5-5-0	McGregor (W)	67,064
	Philadelphia	Phi	0-5-1	Hudson (L), Bystrom (5), Hernandez (6), Reed (9)	
		HR: Murray-2, Dempsey			(304,139)

THE ORIOLES HALL OF FAME

The Orioles Hall of Fame was conceived in 1977 by the Oriole Advocates at the suggestion of two former presidents, Allen Barrett and Jack Buckley, both of whom have since passed away. The Advocates continue to administer the annual elections under the direction of their Hall of Fame Committee.

Candidates may be elected to the Orioles Hall of Fame through two channels: the regular vote by a panel of some 80 people, comprising sports-writers, broadcasters, Oriole Advocates and Orioles personnel; or by a vote of the veterans committee, a group of 25 senior representatives from the sports media, Oriole Advocates and the Orioles front office. In 1995, the Oriole Advocates created the Herbert E. Armstrong Award, to honor non-uniformed personnel who have distinguished themselves on behalf of the club. The award is named for the Orioles' longtime business manager.


Procedures for election to the Orioles Hall of Fame are based on those used by the National Baseball Hall of Fame, requiring mention on 75% of ballots cast. All candidates must have served a minimum of three full seasons with the Orioles. To be eligible for regular election, a player, manager or coach must have ceased serving in the position for which he was nominated for at least one year. For consideration by the veterans committee, formed in 1989, a candidate must have ceased serving in the capacity of consideration for at least 20 years.

ORIOLES HALL OF FAME MEMBERS (33)

Brooks Robinson, 3b ('77)	Stu Miller, rhp ('89)—V
Frank Robinson, of ('77)	Dick Hall, rhp ('89)
Dave McNally, lhp ('78)	Hank Bauer, mgr ('90)—V
Boog Powell, 1b ('79)	Scott McGregor, lhp ('90)
Gus Triandos, c ('81)	Hal Brown, rhp ('91)—V
Luis Aparicio, ss ('82)	Gene Woodling, of ('92)—V
Mike Cuellar, lhp ('82)	Don Buford, of ('93)—V
Mark Belanger, ss ('83)	Mike Flanagan, lhp ('94)
Earl Weaver, mgr ('83)	George Bamberger, coach ('95)
Paul Blair, of ('84)	Chuck Thompson ('95)—A
Paul Richards, mgr ('84)	Jerold Hoffberger, owner ('96)—A
Milt Pappas, rhp ('85)	Bill Hunter, coach ('96)
Jim Palmer, rhp ('86)	Cal Ripken Sr., coach ('96)
Ken Singleton, of ('86)	Harry Dalton, executive ('97)—A
Al Bumbry, of ('87)	Rick Dempsey, c ('97)
Steve Barber, lhp ('88)	Davey Johnson, 2b ('97)
Jim Gentile, 1b ('89)	

V—Veteran's Committee selection
A—Herbert Armstrong Award winner

NATIONAL BASEBALL HALL OF FAME



Earl Weaver's election to the Baseball Hall of Fame by the veteran's committee in 1996 brought to nine the number of modern Orioles who have been enshrined at Cooperstown. In addition to Weaver, old-time Orioles manager Ned Hanlon also was inducted, the sixth member of the 1890's Orioles juggernaut to be immortalized.

Weaver joins Jim Palmer, Brooks and Frank Robinson as the only Hall of Famers wearing modern Orioles uniforms in their official busts/portraits. (See "Orioles Retired Numbers" for their biographies and statistics.)

Palmer, the Robinsons and Reggie Jackson all were selected in their first year of eligibility for the Hall. They are 4 of only 25 first-ballot electees among the 228 Hall of Fame members. Palmer polled 92.6% of the total vote (411 of 444 ballots cast) in '90, the highest percentage ever by an Oriole and 4th among Hall of Fame pitchers behind Tom Seaver (98.8%), Steve Carlton (95.8%) and Bob Feller (93.75%). Seaver's percentage was the highest ever recorded in a Baseball Hall of Fame election.

Another beloved Oriole was honored by the Hall of Fame in 1993 when veteran O's broadcaster Chuck Thompson was the recipient of the Ford C. Frick Award, presented by the Hall of Fame to a broadcaster for major contributions to the game of baseball.

MODERN ORIOLES IN BASEBALL HALL OF FAME

Robin Roberts ('76, 87%)	Hoyt Wilhelm ('85, 84%)
Frank Robinson ('82, 89%)	Jim Palmer ('90, 93%)
Brooks Robinson ('83, 92%)	Reggie Jackson ('93, 94%)
George Kell ('83, VCS+)	Earl Weaver ('96, VCS+)
Luis Aparicio ('84, 85%)	

+ Veterans' Committee Selection

Sixteen others who played and/or managed for the Orioles during the early days of Baltimore's rich baseball heritage also are enshrined at Cooperstown:

OLD ORIOLES IN BASEBALL HALL OF FAME

Frank (Home Run) Baker (3b)	Hughie Jennings (ss)
Charles (Chief) Bender (rhp)	Wee Willie Keeler (of)
Roger Bresnahan (c)	Joe Kelley (of-if)
Dan Brouthers (1b)	Rube Marquard (lhp)
William Candy Cummings (rhp)	Joe (Iron Man) McGinnity (rhp)
Robert M. (Lefty) Grove (lhp)	John McGraw (mgr, 3b)
Edward (Ned) Hanlon (mgr)	Wilbert Robinson (mgr, c)
Rogers Hornsby (2b)	George Herman (Babe) Ruth (of)

SAM LACY EARNS TAYLOR SPINK AWARD

It is only fitting that Sam Lacy, sports editor of the *Baltimore Afro-American* newspaper since 1943, this year became the first black selected for the Hall of Fame's J.G. Taylor Spink Award, honoring sportswriters "for meritorious contributions to baseball writing." But Sam's contributions to baseball go beyond writing. He pushed for the integration of the game and covered Jackie Robinson's breaking of baseball's color barrier in the mid-1940s. In 1948, he became the first black member of the Baseball Writers Association of America. Born in Connecticut but raised and still living in Washington, DC, Lacy, 94, still writes for the *Afro-American* at the age of 94. He will be inducted July 26, in Cooperstown, NY.

3 More: There are 3 additional Hall of Famers to have represented the Orioles, though not as players: **George Weiss**, who immortalized himself as a general manager of the Yankees, served part of his apprenticeship as an International League Orioles general manager; the late **Luke Appling**, a legendary hitter/shortstop for the White Sox coached one year under Birds' Manager **Billy Hitchcock**; and the late **Burleigh Grimes**, the famed spitball pitcher who won 270 games in the majors, scouted for the Orioles from '60 thru '71.

Notes: **John McGraw** had a .334 lifetime batting average in 16 big league seasons but was elected to the Hall of Fame primarily because of his achievements as a manager. The same is true of his buddy, **Wilbert Robinson**. **Rube Marquard** pitched only 30 innings for the Orioles, all in '27.

Baltimore-born **Babe Ruth** signed his first pro contract with **Jack Dunn Sr** in '14, and made his professional debut with the IL Orioles that year as a pitcher. **Chief Bender** was based in Baltimore twice. He pitched both for the '27 Orioles (G-18, W-6 L-3) and the '15 Baltimore Terrapins (W-4, L-16) in the ill-fated Federal League.

Other native Marylanders in the Hall of Fame include "**Home Run Baker**" (Trappe), **Lefty Grove** (Lonaconing), and 4 others who never played for the Orioles: **Jimmie Foxx** (Sudlersville), **Judy Johnson** (Snow Hill), **Al Kaline** (Baltimore), and **Vic Willis** (Elkton), who was elected in 1995.

ORIOLES IN THE HALL OF FAME

Notable Artifacts at the Hall: The baseball from **Jim Palmer's** no-hitter on 9/13/69 vs. Oak...**Brooks Robinson's** glove used in making 14 assists during the 1970 World Series...Triple Crown Award won by **Frank Robinson** in 1966 when he hit .316 with 49 HR and 122 RBI...Uniform jersey #4 worn by Orioles manager **Earl Weaver** during the 1982 season.

ORIOLES TO PLAY IN HALL OF FAME GAME

The Orioles will face the Toronto Blue Jays in the annual Hall of Fame Game at Doubleday Field in Cooperstown, NY on Monday, July 27 at 2 p.m. It is the fifth time the Orioles have been selected to play in the game. The O's previous results:

1961	Los Angeles 6, Orioles 2
1983	St. Louis 4, Orioles 1
1967	Orioles 3, Cincinnati 0
1990	Montreal vs. Orioles, rained out

THE HISTORY OF THE ORIOLES

What do Black Sox, Elite Giants, Marylands, Monumentals, Orioles and Terrapins all have in common? They're all nicknames for professional baseball teams that have played in the city of Baltimore, dating back to the game's 19th century roots.

Baltimore first experienced professional baseball in 1872, when the Lord Baltimores played their inaugural games in the old National Association. Ten years later, another incarnation of the Lord Baltimores made its debut in the American Association; one year after that, the franchise adopted the name "Orioles," honoring Maryland's state bird. It was the first time the nickname would become affiliated with Baltimore's professional baseball team.

In 1884, the Orioles encountered some intra-city competition when the Baltimore Monumentals became one of the charter franchises in the new Union Association. By mid-season, the Monumentals had transferred to Lancaster; and by the end of one year, the new league was done.

Although both the American and National Associations have come to be regarded as major league by baseball historians, Baltimore stepped up a notch further when it joined the National League in 1892. Spearheaded by the skilled batting of Dan Brouthers, Joe Kelley and Willie Keeler, and the scrappy play of Hughie Jennings and John McGraw, the Orioles of the 1890s played an aggressive, fire-breathing kind of baseball never seen before. Under the direction of the innovative Ned Hanlon, the Orioles won three consecutive National League pennants from 1894 to 1896.

In spite of their success, Baltimore's National League franchise lasted for only eight seasons, folding after the 1899 campaign. Within two years, Baltimore baseball found a new home—in the upstart American League. Once again adopting the nickname Orioles, the franchise played for two seasons before relocating to New York. First playing as the Highlanders, the former Baltimore club eventually became the New York Yankees.

The transfer of the franchise to New York left Baltimore without a major league team until 1914. The Baltimore Terrapins, named for the varieties of edible turtles common to the state of Maryland, entered the newly-formed Federal League that season. Alas, the league, and its franchises, lasted just the one year. Baltimore would not enjoy major league baseball for another four decades.

Yet, professional baseball did not completely abandon Baltimore. Minor league entries, still playing under the popular name of Orioles, thrived in the Eastern League (1903-11) and the International League (1912-53). During the early years of Baltimore's existence in the International League, a young left-handed pitcher named Babe Ruth starred for the team. Ruth split the 1914 season between Baltimore and Providence, winning a combined 22 games and losing only nine.

From the 1920s through the 1940s, area baseball fans also enjoyed the exploits of the city's two Negro League teams, the Black Sox and Elite Giants. Second baseman James "Junior" Gilliam and Hall of Fame catcher Roy Campanella played two different stints for the Elite Giants—on their way to major league careers with the Brooklyn Dodgers' "Boys of Summer."

In September of 1953, Bill Veeck's financial problems helped Baltimore land another major league team. Veeck sold his American League franchise, the St. Louis Browns, to a Baltimore-based syndicate headed by Mayor Tommy D' Alesandro and attorney Clarence Miles. Playing in the renovated Memorial Stadium, the new Orioles made their return to the American League in 1954.

In the late 1950s, the Orioles' farm system began to produce a bevy of talent, led by future Hall of Famer Brooks Robinson. With a young nucleus in place, the Orioles sought veteran assistance to complete their championship puzzle. After the 1965 season, the Orioles made arguably the greatest trade in franchise history, acquiring former All-Star outfielder Frank Robinson from the Cincinnati Reds. Led by Robinson's Triple Crown season, the slugging of young first baseman Boog Powell, and the terrific bullpen combination of Moe Drabowsky, Eddie Fisher and Stu Miller, the 1966 Orioles won the first World Series in the franchise's history.

The Orioles returned to American League dominance three years later, with Hall of Fame manager Earl Weaver now leading the charge. Pitching, three-run homers, and outstanding defensive play stamped Weaver's Orioles as winners. From 1969 to 1971, the O's captured three American League East titles, a trio of AL pennants, and the 1970 World Series, where Brooks Robinson compiled a highlight reel's worth of defensive brilliance. After some lean years in the middle of the decade, the Orioles returned to glory in 1979, when they extended the Pittsburgh Pirates to seven games before losing the World Series. Four years later, with a new generation of stars headed up Eddie Murray and Cal Ripken, Jr., the Orioles won their third world championship—four games to one against the Philadelphia Phillies.

The endurance and excellence of Ripken served as a hallmark for much of the 1980s and 90s, culminating in the breaking of a baseball legend's record. On the night of September 5, 1995, Ripken played in his 2,131st consecutive game, eclipsing the mark of Hall of Famer Lou Gehrig. The 1990s also saw the Orioles move into a new era, as they departed Memorial Stadium for a ballpark considered a state-of-the-art model for all new stadium projects—Oriole Park at Camden Yards.

Bruce Markusen
Senior Researcher, National Baseball Hall of Fame



ORIOLES RETIRED NUMBERS

EARL WEAVER—4

Inducted into the Baseball Hall of Fame at Cooperstown in August 1996, Earl ranks 18th in victories among 20th century managers. His .583 winning percentage (1,480-1,060) over 17 seasons—all in Baltimore—ranks 5th on the all-time list of those who managed 10 or more seasons exclusively in this century.

Earl was a minor league 2nd baseman for 13 years, mostly in his hometown St. Louis Cardinals organization. He began his managing career in the minors in 1956 and joined the Orioles organization a year later. He came up to the Orioles as 1st base coach in 1968 and was named manager on July 11 of that year. From 1969 through 1982, he won 6 A.L. East titles, 4 A.L. pennants and 1 World Series, beating the Cincinnati Reds in 1970. Earl's Orioles won 100 games or more 5 times, and he earned Manager of the Year honors 3 times.

He retired following the 1982 season, which ended 1-game shy of another A.L. East title when the Orioles lost to the Milwaukee Brewers on the final day of the season. He came back to manage in mid-1985 for 1 1/2 years before retiring for good. The only time in his year 17 seasons as manager that he posted a losing record was his last, in 1986.

Earl and his wife, Marianna, live in Hialeah, FL. He has a son and 2 daughters from a previous marriage as well as a stepdaughter.

MANAGERIAL RECORD	W	L	PCT	POS
1956 Knoxville	10	24	.294	8th
1957 Fitzgerald	65	74	.468	4th
1958 Dublin	72	56	.563	3rd
1959 Aberdeen	69	55	.556	2nd
1960 Fox Cities	82	56	.594	1st
1961 Fox Cities	67	62	.519	4th
1962 Elmira	72	68	.514	2nd
1963 Elmira	76	64	.543	2nd
1964 Elmira	82	58	.586	1st
1965 Elmira	83	55	.601	2nd
1966 Rochester	83	64	.565	1st
1967 Rochester	80	61	.567	2nd
1968 BALTIMORE	48	34	.585	2nd
1969 BALTIMORE	109	53	.673	1st
1970 BALTIMORE	108	54	.667	1st
1971 BALTIMORE	101	57	.639	1st
1972 BALTIMORE	80	74	.519	3rd
1973 BALTIMORE	97	65	.599	1st
1974 BALTIMORE	91	71	.562	1st
1975 BALTIMORE	90	69	.566	2nd
1976 BALTIMORE	88	74	.543	2nd
1977 BALTIMORE	97	64	.602	2nd-T
1978 BALTIMORE	90	71	.559	4th
1979 BALTIMORE	102	57	.642	1st
1980 BALTIMORE	100	62	.617	2nd
1981 BALTIMORE	59	46	.562	2nd
1982 BALTIMORE	94	68	.580	2nd
1985 BALTIMORE	53	52	.505	4th
1986 BALTIMORE	73	89	.451	7th
Minor League Totals	769	641	.545	
ML Totals	1480	1060	.583	

PLAYING RECORD		AVG	G	AB	R	H	2B	3B	HR	RBI
1948	West Frankfort	.268	120	447	96	120	20	4	2	49
1949	St. Joseph	.282	138	500	80	141	22	4	2	101
1950	Winston-Salem	.276	127	439	57	121	20	0	3	60
1951	HOUSTON	.233	13	43	9	10	4	0	0	2
	Omaha	.279	142	506	81	141	35	2	0	52
1952	HOUSTON	.219	57	201	24	44	7	1	2	21
	Omaha	.278	97	353	63	98	15	0	0	34
1953	Omaha	.243	141	478	57	116	16	0	3	47
1954	Denver	.283	143	541	124	153	30	2	6	59
1955	New Orleans	.278	119	392	77	109	19	2	6	69
1956	Mont-Knox	.237	113	417	47	99	10	3	4	22
	New Orleans	.228	26	101	11	23	4	0	0	8
1957	Fitzgerald	.288	112	354	70	102	15	3	6	38
1958	Dublin	.294	37	85	27	25	6	0	4	21
1959	Aberdeen	.200	13	35	8	7	2	0	0	3
1960	Fox Cities	.233	28	30	3	7	1	0	0	4
1965	Elmira	.000	1	0	0	0	0	0	0	0
Totals		.267	1427	4922	834	1316	226	21	38	590

BROOKS ROBINSON—5

"Mr. Oriole" spent 23 seasons with the Orioles and started 20 consecutive opening day games. He won the A.L. Most Valuable Player Award in 1964 and shares the record (with former pitcher Jim Kaat) for most Gold Gloves with 16. His election to baseball's Hall of Fame (his 1st year of eligibility in 1983) was cemented with his performance against the Cincinnati Reds in the 1970 World Series, when he was named MVP and earned the nickname "Hoover" (as in vacuum cleaners) for his play in the field.

Brooks played in 18 All-Star games and is the Orioles' all-time leader in games, at bats, hits, and triples, and is second in runs, doubles, total bases, RBI and extra base hits. In addition to his A.L. MVP Award in '64 and his World Series MVP Award in '70, he was the All-Star Game MVP in 1966 and was voted the Most Valuable Oriole in '60, '62, '64 and co-winner in '71 with Frank Robinson. He also earned the Commissioner's Trophy (now the Roberto Clemente Award) for exemplifying the game of baseball in 1972 and the Joe Cronin Award for significant achievement by an A.L. player in 1977.

Brooks holds 10 major league fielding records and 3 American League records for third basemen, including highest lifetime fielding percentage (.971). He is 10th on the all-time list of games played, 3rd in the A.L. and 4th in games played with one franchise.

A native of Little Rock, AR, Brooks and his wife, Connie, have four children. They split their time living in the northern Baltimore suburbs and in Southern California.

YEAR	CLUB	AVG	G	AB	R	H	2B	3B	HR	RBI	BB	SO	SB	CS	HP
1955	York—1	.331	95	354	72	117	17	3	11	67	47	64	1	-	6
	Baltimore	.091	6	22	0	2	0	0	0	1	0	10	0	0	0
1956	San Antonio	.272	154	577	72	157	28	6	9	74	54	57	1	2	4
	Baltimore	.227	15	44	5	10	4	0	1	1	1	5	0	0	0
1957	Baltimore	.239	50	117	13	28	6	1	2	14	7	10	1	0	1
	San Antonio	.266	33	124	10	33	5	1	1	9	5	16	0	1	0
1958	Baltimore	.238	145	463	31	110	16	3	32	31	51	1	2	5	0
	Baltimore	.284	88	313	29	89	15	2	4	24	17	37	2	2	2
1959	Baltimore	.331	42	163	20	54	9	2	6	30	6	14	2	1	0
	Vancouver	.294	152	595	74	175	27	9	14	88	35	49	2	2	0
1960	Baltimore	.287	163	668	89	192	38	7	7	61	47	57	1	3	4
1961	Baltimore	.303	162	634	77	192	29	9	23	86	42	70	3	1	1
1962	Baltimore	.251	161	589	67	148	26	4	11	67	46	84	2	3	1
1963	Baltimore	.317	163	612	82	194	35	3	28	118	51	64	1	0	4
1964	Baltimore	.297	144	559	81	166	25	2	18	80	47	37	3	0	2
1965	Baltimore	.269	157	620	91	167	35	2	23	100	56	36	2	3	5
1966	Baltimore	.253	162	608	65	154	36	6	17	75	44	55	1	1	4
1967	Baltimore	.234	156	598	73	140	21	3	23	84	56	55	2	1	3
1968	Baltimore	.276	158	608	84	168	31	4	18	94	53	53	1	1	4
1969	Baltimore	.272	156	589	67	160	21	1	20	92	63	50	0	0	3
1970	Baltimore	.250	153	556	48	139	23	2	8	64	43	45	1	0	2
1971	Baltimore	.257	155	549	53	141	17	2	9	72	55	50	2	0	3
1972	Baltimore	.288	153	553	46	159	27	0	7	59	56	47	2	0	3
1973	Baltimore	.201	144	482	50	97	15	1	6	53	44	33	0	0	1
1974	Baltimore	.211	71	218	16	46	8	2	3	11	8	24	0	0	1
1975	Baltimore	.149	24	47	3	7	2	0	1	4	4	4	0	0	0
1976	Baltimore	.267	2896	10654	1232	2842	482	68	268	1357	860	989	28	23	53
ML Totals															

ALCS	AVG	G	AB	R	H	2B	3B	HR	RBI	BB	SO	SB	CS	HP
1969 Bal vs. Min	.500	3	14	1	7	1	0	0	0	0	0	0	0	0
1970 Bal vs. Min	.583	3	12	3	7	2	0	0	1	0	1	0	0	0
1971 Bal vs. Oak	.364	3	11	2	4	1	0	1	3	0	1	0	0	0
1973 Bal vs. Oak	.250	5	20	1	5	2	0	0	2	1	1	0	0	0
1974 Bal vs. Oak	.083	4	12	1	1	0	0	1	1	1	0	0	0	0
LCS Totals	.348	18	69	8	24	6	0	2	7	2	3	0	0	0

World Series	AVG	G	AB	R	H	2B	3B	HR	RBI	BB	SO	SB	CS	HP
1966 Bal vs. L.A.	.214	4	14	2	3	0	0	1	1	1	0	0	0	0
1969 Bal vs. N.Y.	.053	5	19	0	1	0	0	0	2	1	0	0	0	0
1970 Bal vs. Cin	.429	5	21	5	9	2	0	2	6	0	2	0	0	0
1971 Bal vs. Pit	.318	7	22	2	7	0	0	0	5	3	1	0	0	0
W.S. Totals	.263	21	76	9	20	2	0	3	14	4	6	0	0	0

All-Star	AVG	G	AB	R	H	2B	3B	HR	RBI	BB	SO	SB	CS	HP
1960-74	.289	18	45	5	13	0	3	1	5	2	4	0	0	1

BALLPARK TOURS SET RECORD IN '97

A record 72,348 fans took tours of Oriole Park at Camden Yards in 1997, shattering the record set the previous year of 61,466. Since the ballpark's opening in 1992, nearly 300,000 people have toured the nation's most talked about ballpark. Public tours of Oriole Park and the grounds are given daily throughout the year except when the Orioles play an afternoon game at home. Tour tickets are sold on the day of tours and are available on a first-come, first-served basis at the Orioles Box Office, located at the north end of the B&O Warehouse. For tour schedule, prices and private group tour information, call (410) 547-6234.

FRANK ROBINSON—20

Frank's achievements during his 21 seasons as a player rank him among the top players of all-time in 10 categories. He hit 586 home runs, 4th on the all-time list.

The trade that brought Frank from Cincinnati to Baltimore turned the Orioles from contenders to World Champions in 1966. He won the Triple Crown (.316 average, 49 homers, 122 RBI) and was both the A.L. and World Series MVP in his 1st season with the Orioles. In all, the Orioles went to the World Series 4 times in his 6 seasons as a player with them. When he was traded to the Dodgers after the '71 season, he became the 1st to have his number retired by the Orioles.

Frank was N.L. Rookie of the Year with the Reds in 1956 and is the only player to win MVP honors in both leagues ('61 N.L., '66 A.L.). He played in 11 All-Star games and was MVP of the 1971 classic. While still an active player, he became the first black manager in major league history with the Cleveland Indians in 1975. He later managed the San Francisco Giants and the Orioles. He spent 19 seasons with the Orioles as a player, coach ('79-'80 and '85-'87), manager ('88-'91) and assistant general manager ('91-'95).

Elected to baseball's Hall of Fame the 1st year he was eligible in 1982, Frank serves as a special assistant in the commissioner's office and is in charge of the Arizona Fall League. He lives with his wife, Barbara, in Bel Air, CA. They have two children.

YEAR	CLUB	AVG	G	AB	R	H	2B	3B	HR	RBI	BB	SO	SB	CS	HP
1953	Ogden	.348	72	270	70	94	20	6	17	83	53	69	3	-	10
1954	Tulsa	.267	8	30	4	8	0	0	0	1	-	-	-	-	-
	Columbia	.336	132	491	112	165	32	9	25	110	88	65	6	-	5
1955	Columbia	.263	80	243	50	64	15	7	12	52	41	44	3	-	6
1956	Cincinnati	.290	152	572	122	166	27	6	38	83	64	95	8	4	20
1957	Cincinnati	.322	150	611	97	197	29	5	29	75	44	92	10	2	12
1958	Cincinnati	.269	148	554	90	149	25	6	31	83	62	80	10	1	7
1959	Cincinnati	.311	146	540	106	168	31	4	36	125	69	93	18	8	8
1960	Cincinnati	.297	139	464	86	138	33	6	31	83	82	67	13	6	9
1961	Cincinnati	.323	153	545	117	176	32	7	37	124	71	64	22	3	10
1962	Cincinnati	.342	162	609	134	208	51	2	39	136	76	62	18	9	11
1963	Cincinnati	.259	140	482	79	125	19	3	21	91	81	69	26	10	14
1964	Cincinnati	.306	156	568	103	174	38	6	29	96	79	67	23	5	9
1965	Cincinnati	.296	156	582	109	172	33	5	33	113	70	100	13	9	18
1966	Baltimore	.316	155	576	122	182	34	2	49	122	87	90	8	5	10
1967	Baltimore	.311	129	479	83	149	23	7	30	94	71	84	2	3	7
1968	Baltimore	.268	130	421	69	113	27	1	15	52	73	84	11	2	12
1969	Baltimore	.308	148	539	111	166	19	5	32	100	88	62	9	3	13
1970	Baltimore	.306	132	471	88	144	24	1	25	78	69	70	1	1	7
1971	Baltimore	.281	133	455	82	128	16	2	28	99	72	62	3	0	9
1972	LA	.251	103	342	41	86	6	1	19	59	55	76	2	3	2
1973	California	.266	147	534	85	142	29	0	30	97	82	93	1	1	10
1974	Cal-Cle	.245	144	477	81	117	27	3	22	68	85	95	5	2	10
1975	Cleveland	.237	49	118	19	28	5	0	9	24	29	15	0	0	0
1976	Cleveland	.224	36	67	5	15	0	0	3	10	11	12	0	0	0
AL Totals		.286	1203	4137	745	1184	204	21	243	744	667	667	40	19	78
NL Totals		.300	1605	5869	1084	1759	324	51	343	1068	753	865	163	58	120
ML Totals		.294	2808	10006	1829	2943	528	72	586	1812	1420	1532	203	77	198

ALCS	AVG	G	AB	R	H	2B	3B	HR	RBI	BB	SO	SB	CS	HP
1969 Bal vs. Min	.333	3	12	1	4	2	0	1	2	3	3	0	0	0
1970 Bal vs. Min	.200	3	10	3	2	0	0	1	2	5	2	0	0	0
1971 Bal vs. Oak	.083	3	12	2	1	1	0	0	1	1	4	0	0	0
ALCS Totals	.206	9	34	6	7	3	0	2	5	9	9	0	0	0

World Series	AVG	G	AB	R	H	2B	3B	HR	RBI	BB	SO	SB	CS	HP
1961 Cin vs. NY	.200	5	15	3	3	2	0	1	4	5	3	0	0	1
1966 Bal vs. LA	.286	4	14	4	4	4	0	1	2	3	2	3	0	0
1969 Bal vs. NY	.188	5	16	2	3	0	0	1	1	4	3	0	0	0
1970 Bal vs. Cin	.273	5	22	5	6	0	0	2	4	0	5	0	0	0
1971 Bal vs. Pit	.280	7	25	5	7	0	0	2	2	1	8	0	0	1
WS Totals	.250	26	92	19	23	2	1	8	14	12	22	0	0	2

All-Star	AVG	G	AB	R	H	2B	3B	HR	RBI	BB	SO	SB	CS	HP
1956-1974	.250	11	24	2	6	0	0	2	3	-	-	-	-	-

LET'S NOT REPEAT THIS RECORD...

The 1995 Orioles became only the second franchise to draw more than 3 million fans while finishing with a losing record (71-73). The Los Angeles Dodgers are the only other franchise to draw 3 million fans and finish below .500, doing it twice in a full 162-game season. The 1984 Dodgers (79-83) drew 3,134,824 fans and the '86 Dodgers (73-89) drew 3,023,208 fans. The Orioles drew 3,098,475 in only 72 home dates, nine fewer than the LA teams.

JIM PALMER—22

The greatest pitcher in Orioles history, Jim won 268 games in a 19-year career, all of it with Baltimore. He won 3 Cy Young Awards in a 4-year span ('73, '75, '76) and his 2.86 ERA is 4th on the all-time list among pitchers with 3,000 or more innings pitched.

Jim won 20 games in a season 8 times, one of only 6 who pitched exclusively in the 20th century to do that. He put that string together in a 9-year stretch, 1970-78, during which he went 176-97 with a 2.54 ERA.

In 1966, at age 20, he became the youngest pitcher ever to throw a World Series shutout, and in 1983 he became the only hurler to have won a World Series game in each of 3 decades. He was the winning pitcher in the Orioles' 1st 4 pennant-clinching games and was 8-3 in 17 post-season appearances. He was a 6-time All-Star and was the A.L.'s starting pitcher 4 times.

Jim was elected to baseball's Hall of Fame on the 1st ballot in January, 1990. He is in his 6th season as an analyst and play-by-play broadcaster for Home Team Sports, the Orioles' cable broadcast partner, and has also worked for ABC-TV and ESPN.

Jim and his wife, Joni, live in the northern Baltimore County suburb of Brooklandville. He has 2 daughters, Jamie Michelle and Kelly Christina.

YEAR	CLUB	W	L	ERA	G	GS	CG	SHO	SV	IP	H	R	ER	BB	SO
1964	Aberdeen	11	3	2.51	19	19	9	4	—	129	75	42	36	130	107
1965	Baltimore	5	4	3.72	27	6	0	0	—	92	75	49	38	56	76
1966	Baltimore	15	10	3.46	30	30	6	0	—	208.1	176	83	80	91	147
1967	Baltimore	3	1	2.94	9	9	2	1	—	49	34	18	16	20	23
	Rochester	0	0	11.57	2	2	0	0	—	7	12	9	9	5	6
	Miami	1	1	2.00	5	5	0	0	—	27	20	6	6	10	16
1968	Elmira	0	2	4.32	6	6	0	0	—	25	18	13	12	19	26
	Rochester	0	0	13.50	2	2	0	0	—	4	4	6	6	8	6
	Miami	0	0	0.00	2	2	0	0	—	8	4	2	0	9	5
1969	Baltimore	16	4	2.34	26	23	11	6	0	181	131	48	47	64	123
1970	Baltimore	20	10	2.71	39	39	17	5	0	305	263	98	92	100	199
1971	Baltimore	20	9	2.68	37	37	20	3	0	282	231	94	84	106	184
1972	Baltimore	21	10	2.07	36	36	18	3	0	274.1	219	73	63	70	184
1973	Baltimore	22	9	2.40	38	37	19	6	1	296	225	86	79	113	158
1974	Baltimore	7	12	3.27	26	26	5	2	0	179	176	78	65	69	84
1975	Baltimore	23	11	2.09	39	38	25	10	1	323	253	87	75	80	193
1976	Baltimore	22	13	2.51	40	40	23	6	0	315	255	101	88	84	159
1977	Baltimore	20	11	2.91	39	39	22	3	0	319	263	106	103	99	193
1978	Baltimore	21	12	2.46	38	38	19	6	0	296	246	94	81	97	138
1979	Baltimore	10	6	3.29	23	22	7	0	0	156	144	66	57	43	67
1980	Baltimore	16	10	3.98	34	33	4	0	0	224	238	108	99	74	109
1981	Baltimore	7	8	3.75	22	22	5	0	0	127	117	60	53	46	35
1982	Baltimore	15	5	3.13	36	32	8	2	1	227	195	85	79	63	103
1983	Baltimore	5	4	4.23	14	11	0	0	0	76.2	86	42	36	19	34
	Hagerstown	2	0	3.46	2	2	0	0	0	13	13	6	5	2	11
1984	Baltimore	0	3	9.17	5	3	0	0	0	17.2	22	19	18	17	4
ML Totals		268	152	2.86	558	521	211	53	3	3948	3349	1395	1253	1311	2212
ALCS		W	L	ERA	G	GS	CG	SHO	SV	IP	H	R	ER	BB	SO
1969	Bal vs. Min	1	0	2.00	1	1	1	0	0	9	10	2	2	2	4
1970	Bal vs. Min	1	0	1.00	1	1	1	0	0	9	7	1	1	3	12
1971	Bal vs. Oak	1	0	3.00	1	1	1	0	0	9	7	3	3	3	8
1973	Bal vs. Oak	1	0	1.84	3	2	1	1	0	14.2	11	3	3	8	15
1974	Bal vs. Oak	0	1	1.00	1	1	1	0	0	9	4	1	1	1	4
1979	Bal vs. Cal	0	0	3.00	1	1	0	0	0	9	7	3	3	2	3
1983	Bal vs. Chi														
ALCS Totals		4	1	1.96	8	7	5	1	0	59.2	46	13	13	19	46
WORLD SERIES		W	L	ERA	G	GS	CG	SHO	SV	IP	H	R	ER	BB	SO
1966	Bal vs. LA	1	0	0.00	1	1	1	1	0	9	4	0	0	3	6
1969	Bal vs. NY	0	1	6.00	1	1	0	0	0	6	5	4	4	4	5
1970	Bal vs. Cin	1	0	4.60	2	2	0	0	0	15.2	11	8	8	9	9
1971	Bal vs. Pit	1	0	2.65	2	2	0	0	0	17	15	5	5	9	15
1979	Bal vs. Pit	0	1	3.60	2	2	0	0	0	15	18	6	6	5	8
1983	Bal vs. Pha	1	0	0.00	1	0	0	0	0	2	2	0	0	1	1
WS Totals		4	2	3.20	9	8	1	1	0	64.2	55	23	23	31	44
ALL STAR		W	L	ERA	G	GS	CG	SHO	SV	IP	H	R	ER	BB	SO
1970-1978		0	1	5.27	5	4	0	0	0	13.2	11	8	8	7	14

EDDIE MURRAY—33

Eddie's biography and playing record can be found on page 24.

ORIOLE PARK AT CAMDEN YARDS



Oriole Park at Camden Yards

ORIOLE PARK AT CAMDEN YARDS

THE HISTORY

Oriole Park at Camden Yards, the beautiful baseball-only facility in downtown Baltimore, became the official home of the Orioles on April 6, 1992. The construction of the park was completed in essentially 33 months from the time razing previous structures on the 85-acre parcel began June 28, '89 in the area known as Camden Yards.

The one-time railroad center is 12 minutes west by foot from the City's Inner Harbor and only 2 blocks from the birthplace of baseball's most legendary hero, George Herman "Babe" Ruth. Ruth's father operated Ruth's Cafe on the ground floor of the family residence located at Conway Street & Little Poca, now center field at Oriole Park. The ballpark seats 48,876 (including standing room) and the project cost was approximately \$110 million. It was designed by the Kansas City architectural firm of Helmut, Obata & Kassabaum (HOK) with direction and input from the Orioles and the State of Maryland, which owns and operates the facility through its agency, the Maryland Stadium Authority (MSA).

Working under contract to HOK were the urban design firm of RTKL, the landscape architecture firm of Wallace, Roberts and Todd, and the engineering firms of Bliss and Nyitray: Rummel, Klepper and Kahl; and Kilde Consultants, Inc. Working under contract to the Orioles were the interior design firm of Forte Design and the graphic design firm of David Ashton and Associates.

Oriole Park is state-of-the-art yet unique, traditional and intimate in design. It blends with the urban context of downtown Baltimore while taking its image from baseball parks built in the early 20th century. Steel, rather than concrete trusses, an arched brick facade, a sun roof over the gentle slope of the upper deck, an asymmetrical playing field, and natural grass turf are just some of the features that tie it to those magnificent big league ballparks built in the early 1900's. Ebbets Field (Brooklyn), Shibe Park (Philadelphia), Fenway Park (Boston), Crosley Field (Cincinnati), Forbes Field (Pittsburgh), Wrigley Field (Chicago), and The Polo Grounds (New York) were among the ballparks that served as powerful influences in the design of Oriole Park.

THE PLAYING FIELD

The field is 16' below street level and is made up of Prescription Athletic Turf (PAT), a sophisticated irrigation and drainage system below a natural grass turf. It is designed to reduce the frequency of rainouts while shortening the length of baseball's most exasperating feature, the rain delay. The PAT system makes it possible to get the field ready for play within half an hour after the end of a heavy rain storm. It automatically removes as many as 75,000 gallons of rainwater from the field in an hour.

The park's deepest point is left of dead center (410') just as Fenway Park's (420') is to the right of the center line. Though it is 15 feet shorter from home plate to the right field corner than down the left field line, that difference is compensated by a 25' high wall which extends 100' from the right field line toward center. The fence in the rest of the park is only 7' high.

THE WAREHOUSE

Located beyond right field, the B&O Warehouse is 432 feet from home plate. Built between 1898-1905, the warehouse is the longest building on the East Coast at 1016' (but only 51' wide). It has been preserved and now provides unique office space for the Orioles as well as home for the banquet facilities, the ballpark's central kitchen and space for ballpark operations. The Orioles' main ticket office operates out of the north end of the Warehouse.

Three public facilities- a souvenir shop (The Orioles Baseball Store, open daily), a cafeteria (Pastimes) and a bar/lounge (Bambino's)- are located on the ground floor of the warehouse and on the 8th floor is the exclusive members-only Camden Club. The ballpark and warehouse are separated by a 60' wide promenade, an extension of Eutaw Street.

Open daily, Eutaw St. is home to plaques dedicated to members of the Orioles Hall of Fame, the Mid-Atlantic Baseball Scouts Hall of Fame and the Maryland Athletic Hall of Fame, as well as monuments to the players whose numbers have been retired by the Orioles. Ballpark tours depart regularly from the Baseball Store on Eutaw St.

SCOREBOARDS

There are 2 major electronic information centers in the ballpark to enhance enjoyment of the game. Two big boards are located on the main scoreboard in center field: The Sony JumboTRON video board (22'9" by 31'4") and an equally innovative incandescent lamp matrix game in progress board (24' 1/2" by 78' 1/2") built by Daktronics, Inc. (Brookings, SD) which is located on top of the JumboTRON.

Mounted on top of the 2 boards is a large double-faced clock built in Maryland by Triangle Signs that can be read from both inside the ballpark and in downtown Baltimore. That main scoreboard system also supports 2 weathervane Oriole birds to show players and fans alike the direction of wind flow.

Embedded in the tall right field wall is another electronic board (also built by Daktronics) that provides a good-ole-days feature missing from most current major league ballparks- continuously posted out-of-town scores. It accommodates 16 games at one time posting up-to-the-minute scores via a direct connection with SportsTicker the computerized service that tracks all big league games inning-by-inning. Above the out-of-town board are flag poles which sport the pennants of each American League team in order of their daily standings in each division. There are additionally 3 auxiliary boards for the convenience of those who do not face the 2 big boards in center field.

SEATING

Every aisle seat in the park bears an extra feature: a reproduction of the 100-year old logo used by the Baltimore Orioles of the 1890's, a National League team that won consecutive pennants in 1894-95-96.

The lower deck comprises some 18,000 box seats between the foul poles. Behind the lower boxes are some 6,800 terrace box seats. Seats in the lower stand are generally closer to the field. From the front row of seats to first and 3rd bases, for example, the distance is 45'. From home plate to the screen measures 57'.

The Mezzanine or Club Level, stretches from the right field foul pole ground to left-center field and is accessible by escalators, elevators, stairs, and ramps. Behind the lower boxes are some 6,800 terrace box seats. Seats in the lower stand are generally closer to the field. From the front row of seats to first and 3rd bases, for example, the distance is 45'. From home plate to the screen measures 57'.

There is waiter service available at the seats and behind the seating area on the club level concourse is a climate controlled lounge with private dining and bar areas plus many other amenities including the Diamond Club restaurant.

At Club Level also are 72 luxury suites each containing 10 to 14 seats. These suites can be leased on a yearly basis from \$75,000 to \$175,000. In addition, there are a number of suites that are available for rent on an individual game basis, several which hold 10-18 people, and 3 larger party suites which can accommodate groups of up to 60 people.

The Upper Deck contains 25 rows of seats (the first 12 are boxes, the last 13 reserved seats) and has a gentle slope of 31 degrees (Memorial Stadium, like many parks, was 33 degrees). A sun roof was constructed to cover half of the upper deck seating area.

Some 1850 bleacher seats, among the most popular in the park, are located in right-center field. There are also 275 standing room only locations that go on sale 2 hours before game time. These areas are found on the right field flag court and just above the visitor's bullpen in left field.

More than 400 seats are available to fans with disabilities in the equal access areas (EA) which are located in all price categories throughout the ballpark.

ACCESSIBILITY/PARKING

It is easily reached via rail, bus and subway lines as well as 4 major highways (I-95, I-83, I-70 and the Baltimore-Washington Parkway). The MARC train and light rail trains both have stops directly on site. About 4,000 parking spaces are located south of the park on-site and numerous spaces are located in garages and lots in walking distance to the ballpark.

IMPROVEMENTS MADE TO ORIOLE PARK

Since Oriole Park at Camden Yards opened in 1992, a number of exciting improvements have been made to help enhance our fans' experience at the ballpark...

- In the off-season ('97-'98), the Club Level and Suites underwent a complete refurbishing that included new furniture, wallpaper, and carpeting.

- On Eutaw Street, brass baseball plates were embedded into the sidewalk marking the spots where home runs cleared the right field fence wall. These plates contain the home run hitter's name, his team's logo, the distance the ball traveled, and the date the home run was hit.

- The Orioles Hall of Fame, located at the north end of the warehouse on the wall at the base of the scoreboard. The wall holds plaques, similar in appearance to those enshrined in Cooperstown. The plaques feature the Hall of Famer's likeness and a brief description of his accomplishments.

- An auxiliary scoreboard was added on the facade of the club level near 3rd base to allow more fans access to baseball information.

- Orioles retired numbers...erected at the north end of the warehouse in front of the Orioles ticket windows. These 4-foot monuments honor Frank Robinson, Earl Weaver, Jim Palmer, and Brooks Robinson.

- Also noteworthy, 1993 marked the first time smoking at Orioles home games was designated to specific areas. Smoking was banned from the seating bowl, but permitted on the concourses on all levels.

- The Maryland Athletic Hall of Fame, located at the south end of Eutaw Street...This display honors native Marylanders representing 27 different sports. Plaques have been mounted on Eutaw Street in honor of these selected athletes. The selection committee is comprised of 12 Marylanders with extensive sports backgrounds.

- As a tribute to baseball scouts over the years, the Mid-Atlantic Scouts Hall of Fame plaques were mounted on Eutaw Street.

- In honor of Cal's historic homer...On July 15, 1993 at Oriole Park, Cal Ripken hit his 278th homer, most ever hit by a major league shortstop, surpassing Ernie Banks's previous major league record of 277. Cal's home run was hit off then Minnesota's Scott Erickson in the 6th inning of the Orioles 5-3 win. The home run landed in the lower box seats in left field and the point at which it landed is marked with a red seat.

- In honor of Eddie Murray's 500th career home run, the Orioles have marked where the ball landed...On September 6, 1996 Eddie went deep off Detroit's Felipe Lira to become the 15th member of the 500 HR Club...The ball landed in the right field bleachers and a special seat marks the spot.

FIRSTS AT ORIOLE PARK AT CAMDEN YARDS

FIRST GAME: April 6, 1992 vs. Cleveland Indians

FIRST PITCH: Thrown by Rick Sutcliffe

FIRST PITCH AND GAME TIME TEMPERATURE: 3:20 pm EDT; it was a ball...Temperature was 63 degrees

FIRST BATTER: Kenny Lofton, Indians center fielder, flied out to right fielder Joe Orsulak on a 3-2 pitch

FIRST HIT: Cleveland's first baseman Paul Sorrento, singled to left-center with one out in the top of the 2nd inning

FIRST ORIOLES HIT: Orioles first baseman Glenn Davis led off the bottom of the 2nd inning with a single to center

FIRST RUN: In the 5th inning, O's designated hitter Sam Horn walked, went to 2nd base on 3rd baseman Leo Gomez's single and scored on catcher Chris Holles' double

FIRST RBI: Catcher Chris Holles hit a ground-rule double (ball bounced over the left-center fence) to score Sam Horn

FIRST DOUBLE: Chris Holles, driving in Sam Horn for the ballpark's first rbi

FIRST STRIKEOUT: Sutcliffe victimized Cleveland's right fielder Mark Whiten in the 2nd inning

FIRST HOME RUN: Cleveland's Paul Sorrento (3-run homer), 1st inning, off Bob Milacki, April 8

FIRST ORIOLES HOME RUN: Mike Devereaux, leading off the 4th inning (off Cleveland's Jack Armstrong), April 9

FIRST STOLEN BASE: Cleveland's Mark Lewis (against Ben McDonald and Chris Holles), 3rd inning, April 9

FIRST GRAND SLAM: Randy Milligan, 7th inning, off Les Lancaster, April 17, vs. Detroit

FIRST MULTI-HOME RUN GAME: Milligan (2), off Detroit's Scott Aldred (one on) and Les Lancaster (grand slam), April 17

FIRST TRIPLE: Cal Ripken, 6th inning, April 17 vs. Detroit, off Scott Aldred

FIRST SAVE: Gregg Olson, April 19 vs. Detroit, in a 3-2 victory

ORIOLE PARK AT CAMDEN YARDS GROUND RULES

- 1) Foul poles with screens attached are outside of playing field.
- 2) Thrown or fairly batted ball that remains behind or under the canvas or canvas holder: 2 bases. Ball rebounding in playing field: In play.
- 3) Ball striking surfaces, pillars or facings surrounding the dugout: In dugout.
- 4) Ball striking railings around photographer's booths: In play.
- 5) Fair bounding ball striking railings above cement wall down right field line: Out of play.
- 6) Fly ball hitting the grounds crew shed roof in right field and bouncing back into play: Home Run.

Pre-Game Workout Schedule at Oriole Park

1:05 PM Start			4:05 PM Start		
In Uniform	10:20		In Uniform	1:20	
Orioles Batting	10:35 -	11:45	Orioles Batting	1:35 -	2:45
Visitors Batting	11:45 -	12:25	Visitors Batting	2:45 -	3:25
Orioles Infield	12:25 -	12:35	Orioles Infield	3:25 -	3:35
Visitors Infield	12:35 -	12:45	Visitors Infield	3:35 -	3:45
Ground Crew	12:45		Ground Crew	3:45	
1:15 PM Start			7:05 PM Start		
In Uniform	10:30		In Uniform	4:20	
Orioles Batting	10:45 -	11:55	Orioles Batting	4:35 -	5:45
Visitors Batting	11:55 -	12:35	Visitors Batting	5:45 -	6:25
Orioles Infield	12:35 -	12:45	Orioles Infield	6:25 -	6:35
Visitors Infield	12:45 -	12:55	Visitors Infield	6:35 -	6:45
Ground Crew	12:55		Ground Crew	6:45	
1:35 PM Start			7:35 PM Start		
In Uniform	10:50		In Uniform	4:50	
Orioles Batting	11:05 -	12:15	Orioles Batting	5:05 -	6:15
Visitors Batting	12:15 -	12:55	Visitors Batting	6:15 -	6:55
Orioles Infield	12:55 -	1:05	Orioles Infield	6:55 -	7:05
Visitors Infield	1:05 -	1:15	Visitors Infield	7:05 -	7:15
Ground Crew	1:15		Ground Crew	7:15	
3:05 PM Start			8:05 PM Start		
In Uniform	12:20		In Uniform	5:20	
Orioles Batting	12:35 -	1:45	Orioles Batting	5:35 -	6:45
Visitors Batting	1:45 -	2:25	Visitors Batting	6:45 -	7:25
Orioles Infield	2:25 -	2:35	Orioles Infield	7:25 -	7:35
Visitors Infield	2:35 -	2:45	Visitors Infield	7:35 -	7:45
Ground Crew	2:45		Ground Crew	7:45	

ORIOLE ADVOCATES

The Oriole Advocates, Inc is a unique non-profit organization, dedicated to promoting and stimulating interest in the game of baseball at both the amateur and professional levels. Founded in July 1960, the Advocates celebrated their 37th anniversary the summer in 1997.

Membership comprises some 75 men and women, drawn from a broad cross-section in the Baltimore area.

Through the years, the Advocates have made substantial financial donations to worthy causes, primarily to baseball-oriented youth organizations; have played a key role in the restoration of Babe Ruth's birthplace at 216 Emory Street and its conversion into the Babe Ruth/Orioles Museum; and in '77 established the Orioles Hall of Fame.

The organization has also served as an essential right arm to the Orioles Public Relations and Marketing Departments. In that connection, the Advocates initiated the popular Junior Orioles program (low cost tickets for kids) back in '63, then administered it for 25 years. Membership in that program rose from 75 youngsters the first year to a record 20,000 in '77.

The Oriole Advocates don't get paid for anything they do. They are volunteers, constantly demonstrating the importance of competence and dedication whenever there is a job to be done.

1998 Officers: President—Charles Bragg...First Vice President—Ray Weinstein...Second Vice President—George Bollock, Jr...Treasurer—Joseph N. Kárey...Secretary—Herbert Humphreys...Board Members—Diane Foster, Mike Yobbagy, Blaine Baer (Immediate Past President) and Ann Serio.

ORIOLES DESIGNATED HITTERS

The Orioles Designated Hitters is a group of volunteers from throughout the community that was formed in 1979 to help the Orioles increase their season ticket sales base. Through their efforts, the Orioles were able to raise their season ticket sales from 1,600 in 1979 to more than 27,500 in 1992 when Camden Yards opened. The current role of the Orioles DHs includes helping the ballclub with ticket sales to business and organizations throughout the Orioles region.

1998 Officers: President—Bill Jones...Secretary—Glenn Babcock...Treasurer—Jody Palmisano...Board Members—Harry Baumohl, Hal Hackerman, Jack Hughes, Doug Murphy, Tim Redmond and Scott Zimmerman.

ORIOLES ATTENDANCE INFORMATION ANNUAL ATTENDANCE FIGURES, 1954-1997

YEAR	AT HOME			ON THE ROAD			YEAR
	ATTENDANCE	DATES	AVG/DATE	ATTENDANCE	DATES	AVG/DATE	
1997\$	3,711,132	81	45,816	2,289,102	81	28,261	\$1997
1996\$	3,646,950	81	45,024	2,167,563	79	27,437	\$1996
1995*\$	3,098,475	72	43,034	1,750,902	72	24,318	\$*1995
1994*	2,535,359	54	46,951	1,664,767	57	29,206	\$*1994
1993	3,644,965	80	45,562	2,192,041	81	27,062	1993
1992	3,567,819	80	44,598	2,188,437	81	27,018	1992
1991	2,552,753	79	32,313	2,129,408	80	26,615	1991
1990	2,415,189	79	30,572	2,034,936	79	25,759	1990
1989	2,535,208	78	32,503	2,041,702	81	25,206	1989
1988	1,660,738	74	22,442	1,879,950	81	23,209	1988
1987	1,835,692	78	23,535	1,880,669	80	23,508	1987
1986	1,973,176	79	24,977	1,737,994	80	21,725	1986
1985	2,132,387	80	26,655	1,657,415	76	21,808	1985
1984	2,045,784	76	26,918	1,759,964	81	21,728	1984
1983	2,042,071	77	26,520	1,854,401	77	24,083	1983
1982	1,613,031	74	21,798	1,622,107	80	20,276	1982
1981*	1,024,247	53	19,325	954,002	46	20,739	1981
1980	1,797,438	80	22,468	1,608,616	77	20,891	1980
1979	1,681,009	72	23,347	1,598,750	76	21,036	1979
1978	1,051,724	73	14,407	1,495,193	78	19,169	1978
1977	1,195,769	77	15,529	1,409,544	72	19,577	1977
1976	1,058,609	74	14,306	1,307,920	74	17,675	1976
1975	1,002,157	68	14,738	1,163,631	74	15,725	1975
1974	962,572	74	13,008	1,286,501	75	17,153	1974
1973	958,667	72	13,329	1,185,247	75	15,803	1973
1972	899,950	69	13,042	1,243,111	74	16,799	1972
1971	1,023,037	64	15,985	1,166,471	76	15,348	1971
1970	1,057,069	75	14,094	1,312,337	78	16,825	1970
1969	1,058,168	73	14,495	1,242,751	74	16,794	1969
1968	943,977	71	13,295	1,266,254	76	16,661	1968
1967	955,053	64	14,923	1,145,275	74	15,477	1967
1966	1,203,366	67	17,961	1,307,246	76	17,201	1966
1965	781,649	68	11,495	930,537	73	12,747	1965
1964	1,116,215	69	16,177	1,057,173	72	14,683	1964
1963	774,343	72	10,755	928,612	71	13,079	1963
1962	790,254	72	10,976	886,544	70	12,665	1962
1961	951,089	70	13,587	1,001,302	71	14,103	1961
1960	1,187,549	71	16,730	1,151,055	69	16,682	1960
1959	891,926	64	13,936	990,449	71	13,950	1959
1958	829,991	67	12,388	660,304	69	9,570	1958
1957	1,029,581	67	15,367	739,289	66	11,201	1957
1956	901,201	67	13,539	678,073	64	10,595	1956
1955	852,039	62	13,743	648,412	56	11,579	1955
1954	1,060,910	67	15,384	614,833	64	9,607	1954
Totals	70,050,288	3,110	22,524	60,166,053	3,180	18,920	Totals

Average Annual Attendance: Home-1,592,052; Road-1,367,410

*—Strike-shortened season; \$—Led League

ORIOLES RECORD CROWDS

MEMORIAL STADIUM (1954-1991) ORIOLE PARK AT CAMDEN YARDS (starting 1992)			
AT HOME	ATTENDANCE	DATE	OPPONENT
Largest Crowd, MS	54,458	Oct 9, '86	Dodgers (WS, Gm 4)
Largest Crowd, Reg Sea, MS	52,395	Apr 4, '88	Brewers (Open Day)
Largest Crowd, OPCY	48,974	Oct 12, '96	Yankees (ALCS, Gm 4)
Largest Crowd, Reg Sea, OPCY	48,263	Aug. 23, '97	Twins
Single Night Game	51,849	Aug 16, '80	Yankees
Day Doubleheader	51,764	Jun 10, '84	Tigers
Night Doubleheader	51,883	Oct 1, '82	Brewers
Opening Day	52,395	Apr 4, '88	Brewers
Memorial Day	47,851	May 30, '94	Tigers
July 4th	47,336	Jul 4, '94	Mariners
Labor Day	46,085	Sep 6, '93	Mariners
Smallest Crowd	655	Aug 17, '72	White Sox
Five-Date Series	*249,605	Aug 14-18, '80	Yankees
Four-Date Series	189,344	Jul 4-7, '96	Red Sox
Three-Date Series	150,757	Oct 1-3, '82	Brewers
Two-Date Series	95,880	May 20-21, '97	Tigers
ON THE ROAD	ATTENDANCE	DATE	OPPONENT
Largest Crowd	67,064	Oct 16, '83	Phillies (WS, Gm 5)
Largest Crowd, Reg Sea	64,540	Apr 10, '87	Indians (Open Day)
Smallest Crowd	476	Sep 19, '63	Angels (Dodger Stad)
Three-Date Series	156,458	Aug 8-10, '80	Yankee Stadium
Four-Date Series	201,983	May 6-9, '93	Blue Jays (Sky Dome)

*—Major League Record

ATTENDANCE NOTES

RECORD NUMBERS: The 1997 Orioles drew a club-record 3,711,132 fans for 81 home dates, topping their previous year's record and leading the American League for the third straight season. The previous club record was 3,646,950 for 81 dates in 1996. The Orioles total is the 9th highest by a team in major league history:

All-Time Single Season Attendance Record

1. Colorado	4,483,350	1993
2. Toronto	4,057,947	1993
3. Toronto	4,028,318	1992
4. Toronto	4,001,526	1991
5. Colorado	3,891,014	1996
6. Colorado	3,888,453	1997
7. Toronto	3,885,284	1990
8. Atlanta	3,884,720	1993
9. ORIOLES	3,711,132	1997
10. ORIOLES	3,646,950	1996
11. Los Angeles	3,608,881	1982
12. ORIOLES	3,567,819	1992

LEAGUE LEADERS: The Orioles have never led the A.L. in attendance until 1995, and now they've done it three straight years. The O's were one of three A.L. and six major league teams to top the 3 million mark in 1997, finishing second in the majors to the Colorado Rockies (3,888,453) for the third straight season. The Orioles average of 45,816 fans per game also was second in the majors to the Rockies (48,006).

MORE THAN 20 MILLION SOLD: In six seasons at Oriole Park, the O's have drawn 20,204,700 fans for 448 home dates, an average of 45,100 per game. It took until their 22nd season and 1,457 dates for the Orioles to draw as many fans to their former home, Memorial Stadium, topping the Camden Yards total on May 9, 1975. Total attendance in 38 seasons (2,716 dates) at Memorial Stadium was 49,845,588.

SELLOUTS: The Orioles recorded 56 sellouts in 1997, and now have sold out 313 of 448 dates in six seasons at Camden Yards (70%). The O's sold out a then-major league-record 65 consecutive dates from May 23, 1992 through April 20, 1993. The Cleveland Indians broke that mark in 1996.

"QUICKEST TO" MILESTONES

3 million	66 home dates ('93 & '97)
2 million	43 home dates ('94)
1 million	22 home dates ('94)

LARGEST CROWDS, LARGEST SERIES: The Orioles 1997 record-breaking attendance was reflected in individual games and series. The Orioles drew the 11 largest regular season crowds in Oriole Park history in '97, and 27 of the top 30. The also set records for the largest two-game series (top 4), three-game series (top 9) and four-game series (top 2) (See next page for charts.). The four largest crowds ever to see a game at Camden Yards came during the 1997 post-season, topped by the 49,137 fans who attended Game 3 of the Division Series vs. Seattle. The three games vs. Cleveland in the 1997 American League Championship series are the only three other games to draw more than 49,000 fans. The Orioles have drawn 40,000 or more fans on 422 of 448 regular season dates at Oriole Park (94.2%). They have drawn 47,000 or more for 133 dates, including 53 in 1997.

SMALLEST CROWDS: A weekday make-up game against the Texas Rangers on June 20, 1996 drew the smallest crowd ever to attend a game at Oriole Park — 21,748. The make-up was supposed to have been played as part of a doubleheader the previous night, but rain caused the second game to be postponed. The doubleheader was necessitated when the June 17 game between the two clubs ended in a 1-1 tie when rain forced its postponement. The only three dates to draw fewer than 30,000 fans since the ballpark opened have been on week-day make-up games, including the 21,983 who attended an August 15, 1997 game against Seattle that had been cancelled the night before because of a lighting failure in the ballpark. There have been only seven occasions when the Orioles have drawn fewer than 35,000 at Oriole Park.

'97 O'S WERE TOPS ON ROAD, TOO: The Orioles set a franchise record for road attendance in 1997, with 2,289,096 fans tuning out for 78 road dates. That topped the 2,192,041 who saw the Orioles on the road in 1993.

LARGEST REGULAR SEASON CROWDS AT ORIOLE PARK

1. 48,263	Min	Aug. 23, 1997
2. 48,075	NYM	Aug. 31, 1997
3. 48,068	NYM	Aug. 30, 1997
4. 48,022	NYM	Aug. 29, 1997
5. 48,003	Det	May 20, 1997
6. 47,919	Mil	July 11, 1997
7. 47,912	Bos	July 17, 1997
8. 47,900	Tor	June 27, 1997
9. 47,877	Det	May 21, 1997
10. 47,857	Chi	July 19, 1997
11. 47,854	Tex	July 30, 1997
12. 47,851	Det	May 30, 1994
13. 47,842	Sea	July 5, 1994
14. 47,837	Phi	June 30, 1997
15. 47,815	Ana	Aug. 16, 1997
16. 47,804	Ana	Aug. 18, 1997
17. 47,800	Chi	July 20, 1997
18. 47,793	Mon	June 17, 1997
19. 47,785	Phi	July 2, 1997
	Min	Aug. 22, 1997
21. 47,763	Tor	June 29, 1997
22. 47,759	Cle	May 30, 1997
47,759	Chi	July 18, 1997
24. 47,748	NYN	June 4, 1997
25. 47,740	Tex	July 29, 1997
26. 47,739	Cle	May 31, 1997
27. 47,734	Sea	Aug. 15, 1997
28. 47,727	Bos	April 26, 1997
29. 47,722	Oak	July 7, 1994
30. 47,712	Bos	July 16, 1997

LARGEST 2-DATE SERIES AT ORIOLE PARK

1. 95,880	Det	May 20-21, 1997
2. 95,624	Bos	July 16-17, 1997
3. 95,498 ^a	Cle	May 30-31, 1997
4. 95,325	NYN	June 3-4, 1997
5. 94,853 ^b	Cle	May 6&8, 1994
6. 94,506	Oak	April 25-26, 1994
7. 92,592	Tex	April 5&7, 1993
8. 92,327	KC	April 4-5, 1994
9. 90,589	NYN	April 30-May 1, 1996
10. 88,286	Cle	April 10-11, 1996

a-4-game series with 2 rainouts

b-3-game series with 1 rainout

LARGEST 3-DATE SERIES AT ORIOLE PARK


1. 144,165	NYM	Aug. 29-31, 1997
2. 143,691	Min	Aug. 22-24, 1997
3. 143,416	Chi	July 18-20, 1997
4. 143,232	Phi	June 30-July 2, 1997
5. 143,221	Tex	July 28-30, 1997
6. 142,973	Mil	July 11-13, 1997
7. 142,959	Ana	Aug. 16-18, 1997
8. 142,875	Sea	July 4-6, 1994
9. 142,798	Mon	June 16-18, 1997
10. 142,786	KC	June 21-23, 1996

LARGEST 4-DATE SERIES AT ORIOLE PARK

1. 190,967	Tor	June 26-29, 1997
2. 189,537	NYN	Sept. 11-14, 1997
3. 189,344	Bos	July 4-7, 1996
4. 189,105	Det	Sept. 19-22, 1997
5. 188,808	Det	May 30-June 2, 1994
6. 188,514	NY	June 13-16, 1994
7. 188,183	Oak	July 7-10, 1994
8. 187,409	Cle	July 25-28, 1996
9. 187,074	Sea	May 8-11, 1997
10. 186,210	Bos	June 22-25, 1995

NOTE: There have been 18 four-date series in OPACY history, four of them in 1997. The 18 are the largest in franchise history. The largest 4-date series at Memorial Stadium was 167,456 vs. Bos, June 15-18, 1990.

MEDIA



Rex Barney, the Orioles long-time Public Address Announcer and beloved friend.

Rex Barney 1924-1997

"In a world of sportswriting wiseguys, Mister Barney was a kindly, avuncular presence in the press box...A book reviewer once said he was 'almost embarrassingly sentimental' about baseball, but folks say the sentiment sprang from genuine love for the game and compassion for people."

-The Baltimore Sun, August 13, 1997

Rex Barney, the Orioles public address announcer for nearly 25 years, passed away August 11, 1997. Rex was as much a part of Orioles baseball as any player who ever donned a uniform. His friends and co-workers miss his presence. His seat in the press box remained empty for the remainder of the 1997 season.

"Thank Youuuu."

BALTIMORE & WASHINGTON CHAPTERS BASEBALL WRITERS ASSOCIATION OF AMERICA

Peter Schmuck, Baltimore Sun, Chairman

Mel Antonen, USA Today
Paul Attner, The Sporting News
Kent Baker, Baltimore Sun
Tom Boswell, Washington Post
John Delcos, York (PA) Daily Record
Mike Dodd, USA Today
John Eisenberg, Baltimore Sun
John Feinstein, Washington Post
Bill Gildea, Washington Post
David Ginsburg, Associated Press
Dick Heller, Washington Times
Phil Jackman, Baltimore Sun
Richard Justice, Washington Post

Milton Kent, Baltimore Sun
Dave Kindred, The Sporting News
Tony Kornheiser, Washington Post
Roch Kubatko, Baltimore Sun
Thom Loverro, Washington Times
Mark Maske, Washington Post
Ken Rosenthal, Baltimore Sun
Kevin Seifert, Washington Times
John Steadman, Baltimore Sun
George Solomon, Washington Post
Joe Strauss, Baltimore Sun
Michael Wilbon, Washington Post

HONORARY MEMBERS

Charles Barbour
Gordon Beard
Jim Elliott
Bob Fachel
Alan Goldstein

Jim Henneman
Mark Hyman
Wheeler Johnson
Bob Maisel
George Minot

Ken Nigro
Shirley Povich
Bill Tanton
Martie Zad

PRINCIPAL RADIO-TELEVISION SPORTS COMMENTATORS

Baltimore

TELEVISION: WMAR TV — Scott Garceau and Keith Mills...WBAL TV — Gerry Sandusky, Mark Viviano and Tim Morris...WJZ TV — John Buren and Chris Ely...WBFF TV — Bruce Cunningham and Steve Davis.

RADIO: WBAL Radio — Gerry Sandusky and Greg Sher...WQSR Radio — Tom Davis...WWLG Radio — Nestor Aparicio...WCBM Radio — Art Sinclair...WPOC Radio — Ted Patterson...WJFK Radio — Stan Charles.

Washington, DC and Pennsylvania

TELEVISION: WRC TV — George Michael and Wally Bruckner...WTTG TV — Brett Haber and Chick Hernandez...WJLA TV — Rene Knott and Mike Cairns...WUSA TV — Ken Broo, Ken Mease and Charles Mann.

RADIO: WTEM Radio — Phil Wood...WTOP Radio — Dave Johnson and Steve Dolge...WSBA Radio (York, PA) — Jeff Schiffman, Curt Hart and Gary Sutton.

ORIOLES 1998 TELEVISION NETWORK

Maryland, Washington & Delaware
WJZ* Baltimore Metro Area
WB54* Baltimore Metro Area
WB50* Washington Metro Area
Comcast Cable Salisbury, Dover,
Georgetown, Rehoboth Beach
Suburban Cable New Castle County, DE
Pennsylvania
WLYH Harrisburg, York, Lebanon,
Lancaster, PA
WSPC York, PA
Virginia
WPEN Hampton Roads, VA
WDRL Danville, Roanoke,
Lynchburg, VA
WUPV Richmond, VA
North Carolina
WUPN Greensboro, High Point,
Winston-Salem, NC
WHKY Hickory, Western, NC
WNVN Roanoke Valley, Southside
Virginia, NC
WKFT Raleigh, Durham,
Fayetteville, NC

Home Team Sports is available in a six-state region, including all of Maryland, Virginia, Delaware, and Washington, D.C. and parts of North Carolina, West Virginia, and Pennsylvania.
* Flagship stations

ORIOLES 1998 RADIO NETWORK

Delaware
Newark WNRK-AM (1260 AM)
District of Columbia
Washington WTOP-AM (1500 AM)
Maryland
Aberdeen WAMD-AM (970 AM) Balti-
more
Cambridge WCEM-FM (106.3 FM)
Crisfield WDMV-AM/WBEY-FM
(540 AM/96.9 FM)
Cumberland WTBO-AM (1450 AM)
Frederick WFMD-AM (930 AM)
Hagerstown WARK-AM (1490 AM)
Prince Frederick WMJS-FM (92.7 FM)
Salisbury WRXS-FM (106.9 FM)
Salisbury WTGM-AM (960 AM)
Westminster WTTR-AM (1470 AM)
North Carolina
Salisbury WSAT-AM (1280 AM)
Pennsylvania
Chambersburg WCHA-AM (800 AM)
Hanover WHVR-AM (1280 AM)
Lancaster WLP-AM (1490 AM)
York WSBA-AM (910 AM)
Virginia
Virginia Beach WGH-AM (1310 AM)
Winchester WINC-AM (1400 AM)
West Virginia
Martinsburg WEP-AM (1340 AM)

ORIOLES RADIO & TELEVISION

RADIO

Announcers: Jim Hunter, Fred Manfra and Chuck Thompson

WBAL (1090 AM) begins its 11th consecutive season as the flagship station for the Orioles radio network. The 1998 season also marks the 33rd time since Baltimore returned to the major leagues 45 years ago that WBAL has originated Orioles broadcasts. The station first carried Oriole games in 1957, the club's fourth season.

Orioles games are heard on the region's two most powerful 50,000-watt AM stations. In addition to WBAL in Baltimore, WTOP (1500 AM) in Washington, D.C., will once again carry Orioles games this season, meaning O's fans in the mid-Atlantic area will never be out of radio range. In all, there are 23 stations on the Orioles Radio Network, covering seven states and the District of Columbia.

JIM HUNTER

Veteran broadcaster Jim Hunter is in his 2nd year as a member of the Orioles and WBAL Radio broadcast team. He was named to the post on February 5, 1997 and brings to the booth 20 years of diversified broadcasting experience that ranges from Major League Baseball to the NFL to the Olympic Games.



Hunter, 39, came to Baltimore from CBS Radio Sports where he had been since 1982. He has been a member of the network's "Game of the Week" announcing team since 1986. He broadcast the American League Championship Series, teaming with Johnny Bench from 1990-92, and with the Orioles first radio voice, Ernie Harwell, in 1993. In 1995, he called the National League Division Series and the N.L.C.S., teaming with Jerry Coleman. In 1996, he called the American League Division Series in which the Orioles downed the Cleveland Indians, three games to one, and the N.L.C.S. In addition, Hunter hosted "Inside Pitch," the CBS Radio Sunday Night Baseball pre-game show.

When Jim began his career at CBS in '82, he served as the Saturday evening anchor of Sports Central USA. He was later assigned to host Sportsbreak, a daily feature heard on CBS Radio from 1984-87. In was in 1987 that Jim was named full weekend anchor of Sports Central USA.


Jim's experience is varied and all-inclusive. In 1992 from Albertville, France and again in 1994 from Lillehammer, Norway, Hunter served as a studio anchor for CBS Radio's network coverage of the Winter Olympic Games. Also, he was the host for the NFL Preview and NFL pre-game and halftime reports. Jim has covered 12 Super Bowls, including the last 11. He began his broadcasting career in 1978 at WJLK Radio in Asbury Park, NJ.

Hunter is a 1973 graduate of St. Benedict School and a 1977 graduate of St. John Vianney High School in Holmdel, NJ and he was inducted into his high school's athletic Hall of Fame in 1994. He attended Brookdale Community College and is a 1982 graduate of Seton Hall University in South Orange, NJ.

On February 1, 1998, Jim received the prestigious Radio/TV Media Excellence Award from the New Jersey Sportswriters Association.

FRED MANFRA

It appeared inevitable that Fred Manfra's career plans would lead him to broadcasting Orioles games on the radio. One of his athletic highlights is hitting a double off the left field wall at Memorial Stadium in an American Legion game, and under his photo in the Patterson High School (class of '64) year-book it says, "Fred's...future plans are in...Radio-T.V. work."



The Baltimore native returns for his 6th season as radio voice of the Orioles. The award-winning sportscaster came back to Charm City and WBAL Radio in 1993 after doing 22 sports shows every weekend since 1981 on more than 500 stations for the ABC Radio Information Network.

This year, Fred also called some action from the television booth, teaming with Rick Cerone on four spring training broadcasts.

Manfra continues to do his ABC shows, working them around his baseball schedule, along with a number of other assignments for the network.

When he moved into the Oriole broadcast booth in '93, it wasn't the 1st time he'd been heard doing O's games. In 1991, he did a series at Memorial Stadium and before that, in the late '70s, he periodically filled in on games for WBAL radio. His baseball experience also included a stint with the Detroit Tigers on cable television in 1980.

But baseball is only one of many sports Manfra has announced. His resume includes some of the most prestigious events in the business, including NBA Finals and NBA All-Star Games (1985-91), the 1984 Olympic men's and women's basketball and 1988 Olympic ice hockey, NHL Stanley Cup Finals and All-Star Game (1991) and horse racing's Triple Crown (Kentucky Derby, Preakness at Pimlico and the Belmont Stakes) from 1982-92.

His Olympic assignments have been varied and have taken him around the globe, including Sarajevo, Yugoslavia and Los Angeles (in 1984), Calgary and Seoul, South Korea (in 1988), Albertville, France and Barcelona, Spain (1992) and Lillehammer, Norway in February, 1994. His assignments have included men's and women's basketball in 1984 and ice hockey in 1988, as well as anchoring the Opening and Closing Ceremonies, other play-by-play and hourly updates.

Fred began his radio career in the early '70s at KREL in Corona, CA. He moved eastward with stops in Ventura, CA (KBBQ-FM/KBBY-FM); Davenport, IA (KSTT-AM); Milwaukee (WRIT-AM) and Detroit (WWJ-AM) in addition to AP Radio Network Sports in Washington, D.C., before settling in the New York area with ABC Network Radio.

He has done college football and basketball for the University of Iowa (1975) and the University of Michigan (1979-80), as well as USFL and Arena football, New York Knicks basketball, boxing and wrestling. He also has done voice work for Madison Square Garden (1987-present) and for professional football team highlights films and the Sports Year in Review for ABC Radio Network (1983-present). Along the way, he's received numerous awards for his live action and studio reports.

Fred and his wife, Marlene, live in Fallston, MD. They have two daughters, Michelle, a junior at the University of Miami majoring in Communications, and Stephanie, a varsity basketball player in her junior year at Fallston High School.

CHUCK THOMPSON

On Feb. 9, 1993, the long-overdue word came from Cooperstown that Chuck Thompson officially belonged in the Hall of Fame, an honor Orioles fans knew years before. His place was secured when he was named the winner of the 1993 Ford C. Frick Award. With that distinction, he took residence in the broadcaster wing alongside the likes of Harry Caray, Vin Scully, Jack Buck and former Orioles announcer Ernie Harwell, among others. He was inducted into the Hall of Fame on Aug. 1, 1993.



A longtime legend in our town, Chuck was coaxed out of a 3-year retirement and returned to the radio booth in 1991 on a part-time basis. This year, he will again work the Orioles 81-game home schedule with Fred Manfra and Jim Hunter. Chuck's voice has evoked memories for Baltimore sports fans for nearly half a century, beginning with the International League Orioles in 1949.

He was a veteran announcer before arriving in Baltimore, having started his career in 1939 at WRAW in Reading, Pa. From there, he went to Philadelphia's WIBG in '42 to do Temple University football. He served in the Army during World War II and saw action in 3 major European campaigns. After the war, he returned to Philadelphia, doing radio for the Phillies and Athletics in baseball, the Warriors in basketball, Eagles in football and Rockets in ice hockey.

He came to Baltimore in 1949 and became the voice of the International League Orioles and also did the All-America Conference Colts and Navy football as well as Bullets basketball. In 1955, he joined the National Brewing Company's team of announcers and during a 24-year association, did American League Orioles games in 1955-56 and again from 1962-87. In between, he was the radio voice of the Washington Senators ('57-'61).

In 1959 and 1960, he was on television doing NBC-TV's Game of the Week, including the 1960 World Series call of Bill Mazeroski's famous game-winning, 9th-inning home run which won the 7th and deciding game for Pittsburgh. He later did Orioles World Series games on national television in '66, '69, '70 and '71.

Equally acclaimed as the announcer for Baltimore Colts football, he called the "Greatest Game Ever Played," the classic overtime contest for the 1958 NFL title between the Colts and the New York Giants. He also worked the Colts-Packers overtime contest for the NFL's Western Division title in 1965 for CBS-TV.

He has been named the outstanding broadcaster in Maryland by the National Sportswriters and Sportscasters Association on numerous occasions. And in 1995, he was the first non-uniformed inductee into the Orioles Hall of Fame, receiving the Herbert Armstrong Award.

Chuck is a golfing and fishing enthusiast and his wife, Betty, is an outstanding cook. He has 4 children, 11 grandchildren and 3 great-grandchildren. The Thompsons split their time between homes in Timonium, MD, and Bradenton, FL.

FORD C. FRICK WINNERS

In addition to longtime Orioles voice Chuck Thompson, three other broadcasters with connections to the Birds have won the Ford C. Frick Award: Ernie Harwell ('54-'59), Herb Carneal ('57-'61), and Bob Murphy ('60-'61) also have been enshrined at Cooperstown with Chuck.

1978 Mel Allen & Red Barber	1988 Lindsey Nelson
1979 Bob Elson	1989 Harry Caray
1980 Russ Hodges	1990 Byrum Saam
1981 Ernie Harwell	1991 Joe Garagiola
1982 Vin Scully	1992 Milo Hamilton
1983 Jack Brickhouse	1993 Chuck Thompson
1984 Curt Gowdy	1994 Bob Murphy
1985 Buck Canel	1995 Bob Wolff
1986 Bob Prince	1996 Herb Carneal
1987 Jack Buck	1997 Jimmy Dudley

TELEVISION

Announcers: Jim Palmer, Rick Cerone, Michael Reghi

For the 5th season, Group W Broadcasting, which owns and operates Home Team Sports (HTS) cable and Baltimore's WJZ-TV, will have exclusive rights to produce, televise and sell advertising for all Orioles games, excluding those carried nationally or regionally through Fox Television or ESPN. HTS, which has telecast Orioles games since 1984, will carry 85 regular season and 5 exhibition games. WJZ-TV will telecast 37 regular season games and its broadcast partner, WB54-TV in Baltimore, will air 28 games.

This unique arrangement allows Orioles fans to receive the same highly-acclaimed, award-winning quality telecasts on each outlet, using the same production and broadcast team on cable and on-air. 160 of the team's regular season contests will be televised in 1998, including 150 games scheduled for local broadcast. In addition, eight Orioles games are slated for broadcast on Fox Television and three on ESPN.

Home Team Sports (HTS) is available to cable systems in the 6-state Capital Region, which includes all of Maryland, Virginia, Delaware and Washington, D.C., and parts of North Carolina, West Virginia and Pennsylvania.

WJZ-TV (Channel 13, CBS) and WNUV-TV (Channel 54, Paramount) will split the over-the-air broadcasts again this season. In addition, WB50-TV (Channel 50), formerly WFTY, will serve as the Orioles television outlet in Washington, D.C., carrying 60 regular season games that WJZ and WNUV will carry.

JIM PALMER

The winningest pitcher in Orioles history, Hall-of-Famer Jim Palmer returns for his 6th season as an analyst on Orioles television broadcasts. He previously had done some play-by-play and analyst work on Oriole broadcasts on Home Team Sports and on WMAR-TV. Jim's biography and pitching record can be found on page 352.



RICK CERONE

Former major league catcher and established baseball analyst Rick Cerone is in his 1st season as a member of the Orioles broadcast team. Rick will team up with Jim Palmer and Michael Reghi to broadcast games on HTS and O's TV games on WJZ TV and WB54 in Baltimore and WB50 in Washington, DC.



Cerone comes to Baltimore after being part of the Orioles top rival New York Yankees broadcasts for the last five years. After serving as a scout for New York for one year, Rick embarked on his broadcasting career in 1993 serving as a studio analyst for the MSG Network during the '93 post-season and World Series and he teamed with former major league pitcher Jim Kaat for seven Arizona Fall League Games on Prime Network.

He expanded his broadcasting duties in 1994, working as an analyst for minor league games on Home Team Sports, Empire Sports Network, New Jersey Network, Prime Network and nationally on the Baseball Network.

In 1995 he rejoined MSG Network as studio analyst during the post-season. He also continued his national work with the Baseball Network as well as broadcasts with Empire Sports and Prime Network. In addition, Rick joined WPIX TV as a part-time analyst on Yankees games as well as co-hosting "Inside Pitch", a nationally syndicated radio show, with Jim Hunter.

He made the impressive addition of ESPN International to his resume when he served as analyst for the All-Star Game and the A.L.C.S. in 1995.

In 1996 he joined the WPIX team for 50 games and served as analyst for CBS Radio "Game of the Week" broadcasts as well as the Orioles memorable Division Series win over Cleveland. That year he also worked with MLB International as the analyst for the A.L.C.S. and the World Series.

In 1975, the New Jersey native was drafted number one by the Cleveland Indians and went on to an 18-year career as a major league catcher before retiring in 1992. During his career he played with the Cleveland Indians (1975-76), Toronto Blue Jays (1977-79), New York Yankees (1980-84, 1987, 1990), Atlanta Braves (1985), Milwaukee Brewers (1986), Boston Red Sox (1988-

366

89), New York Mets (1991) and the Montreal Expos (1992).

He began his baseball career at Essex High School in Newark, NJ where he achieved All-State honors in baseball, football and fencing. From there he went to nearby Seton Hall University where he was an Academic All-American in 1975, a two-time All-American catcher and played in two College World Series.

Baseball remains a hobby for Cerone as well. For the last five years he has been the owner of the Wilmington Blue Rocks of the Carolina League. In his five year involvement, the club has gone to the championship four times and won twice. He is currently involved in bringing baseball back to Newark, NJ as Director and Co-Founder of the six team Atlantic League of Professional Baseball and under his guidance a new ballpark is being constructed in Newark.

MICHAEL REGHI

Michael Reghi returns for his 2nd season as the Orioles play-by-play announcer and will team with analysts Jim Palmer and Rick Cerone to call the action on Orioles telecasts on HTS and for O's TV games on Orioles broadcast flagship WJZ TV in Baltimore and Baltimore's WB54 as well as Washington, DC's WB50.



Reghi joined the Orioles and HTS in 1997 with extensive broadcasting credentials. He served as the play-by-play announcer for Cleveland Cavalier telecasts since 1994 and was the pre-game host of Cleveland Indians telecasts since 1992 for SportsChannel-Ohio.

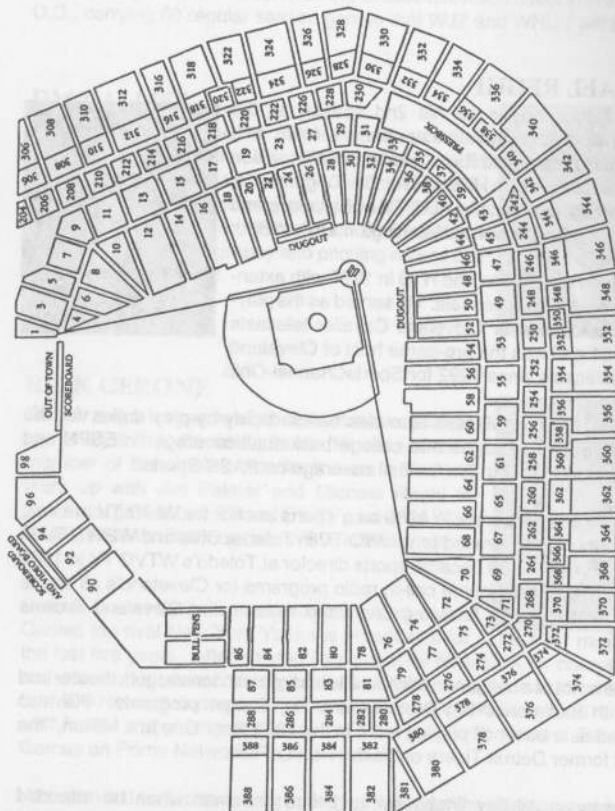
A native of Detroit, Michael also has handled play-by-play duties for the Canadian Football League and college basketball coverage on ESPN and ESPN2, as well as Big Ten football coverage on PASS Sports.

After beginning his career in 1980 as a sports anchor for WLIO TV in Lima, Ohio, Reghi moved forward to WNWO TV in Toledo, Ohio and WEWS TV in Cleveland in 1983. He became sports director at Toledo's WTVG TV in 1986 and also hosted post-game call-in radio programs for Cleveland's all sports station, WKNR Radio following Cleveland Indians and Cleveland Browns games from 1991-96.

When he is not at a ballgame, Michael fills his time with tennis, golf, theater and work with Baltimore's Big Brothers and Big Sisters programs. He also appeared as a baseball playing extra in the 1978 film, "One in a Million," the story of former Detroit Tigers outfielder Ron LeFlore.

Reghi was an All-City linebacker and third baseman when he attended Detroit's Cass Tech High School. He graduated from Arizona State University in 1978 with a bachelor's degree in television and mass communications. Michael is single and currently resides in Westlake, Ohio during the off-season.

Fax Numbers: Public Relations 410-547-6272 Baseball Operations 410-547-6271



Club Box	\$35	(Sec. No. 204-270)
Field Box	\$30	(Sec. No. 20-54)
Field Box	\$27	(Sec. No. 14-18, 58-58)
Lower Box	\$22	(Sec. No. 6-12, 90-64)
Left Field Club	\$22	(Sec. No. 272-288)
Terrace Box	\$23	(Sec. No. 19-53)
Terrace Box	\$20	(Sec. No. 1-17, 55-65)
Upper Box	\$18	(Sec. No. 306-372)
Left Field Lower Box	\$18	(Sec. No. 66-86)
Left Field Upper Box	\$14	(Sec. No. 374-388)
Upper Reserve	\$13	(Sec. No. 306-372)
Lower Reserve	\$16	(Sec. No. 19-53)
Lower Reserve	\$13	(Sec. No. 4-7-17, 55-57)
Left Field Upper Reserve	\$11	(Sec. No. 374-388)
Bleachers	\$9	(Sec. No. 90-98)
Standing Room	\$7	

[illegible]

APRIL

Sun	Mon	Tue	Wed	Thu	Fri	Sat
	MARCH	31 3:05 KC WB50/WJZ	1 7:05 KC HTS	2 7:05 KC WB50/WJZ	3 7:05 DET WB50/WJZ	4 1:35 DET HTS
5 1:35 DET WB50/WB54	6	7 2:05 KC HTS	8	9 8:05 KC HTS	10 7:05 DET WB50/WJZ	11 1:05 DET HTS
12 1:05 DET WB50/WB54	13	14 7:05 CWS HTS	15 7:05 CWS B/F HTS	16 3:05 CWS HTS	17 8:35 TEX HTS	18 8:35 TEX WB50/WB54
19 3:05 TEX	20 10:05 ANA HTS	21 10:05 ANA HTS	22 10:35 ANA	23	24 7:05 OAK WB50/WB54	25 1:35 OAK HTS
26 1:35 OAK HTS	27 7:05 ANA HTS	28 7:05 ANA HTS	29 8:05 CWS HTS	30 2:05 CWS WB50/WB54		

MAY

Sun	Mon	Tue	Wed	Thu	Fri	Sat
					1 7:05 MIN WB50/WB54	2 1:35 MIN HTS
3 1:35 MIN HTS	4	5 7:05 CLE HTS	6 7:05 CLE HTS	7	8 7:05 TAM HTS	9 6:35 TAM HTS
10 1:35 TAM HTS	11 8:05 MIN HTS	12 8:05 MIN HTS	13 7:05 CLE HTS	14 7:05 CLE WB50/WB54	15 7:05 TAM WB50/WB54	16 7:05 TAM HTS
17 1:35 TAM HTS	18 7:05 TAM HTS	19 7:35 NYN HTS	20 7:35 NYN HTS	21 7:35 NYN WB50/WJZ	22 10:35 OAK WB50/WB54	23 9:15 OAK WB50/WB54
24 4:05 OAK HTS	25 9:05 SEA HTS	26 6:35 SEA HTS	27	28 7:05 TEX WB50/WJZ	29 7:05 TEX WB50/WB54	30 7:05 TEX HTS
31 1:35 TEX WB50/WJZ						

JUNE

Sun	Mon	Tue	Wed	Thu	Fri	Sat
	1 7:35 SEA HTS	2 3:05 SEA HTS	3 7:05 BOS HTS	4 7:05 BOS WB50/WJZ	5 7:35 ATL WB50/WJZ	6 1:15 ATL FOX
7 1:35 ATL HTS	8 7:35 PHI HTS	9 7:35 PHI HTS	10 7:35 PHI HTS	11	12 7:05 TOR WB50/WB54	13 4:05 TOR WB50/WB54
14 8:05 TOR ESPN	15 7:35 NYN HTS	16 7:35 NYN HTS	17 7:35 NYN HTS	18 7:35 TOR WB50/WJZ	19 7:35 TOR WB50/WB54	20 7:05 TOR WB50/WJZ
21 1:35 TOR WB50/WJZ	22 7:35 NYM HTS	23 7:35 NYM HTS	24 7:40 NYM HTS	25 7:40 NYM WB50/WJZ	26 7:05 MON WB50/WJZ	27 7:05 MON WB50/WJZ
28 1:35 MON WB50/WJZ	29	30 7:35 FLA HTS				

370

JULY

Sun	Mon	Tue	Wed	Thu	Fri	Sat
			1 7:35 FLA HTS	2 3:05 FLA HTS	3 7:35 NYN WB50/WJZ	4 1:15 NYN FOX
5 1:35 NYN WB50/WJZ	6	7 All-Star COLORADO	8	9 7:35 BOS WB50/WJZ	10 7:35 BOS WB50/WJZ	11 1:15 BOS FOX
12 1:35 BOS HTS	13 7:35 TOR HTS	14 7:35 TOR HTS	15 8:35 TEX HTS	16 8:35 TEX WB50/WB54	17 10:05 ANA WB50/WB54	18 10:05 ANA WB50/WB54
19 8:05 ANA	20	21 7:35 OAK HTS	22 7:35 OAK HTS	23 7:35 OAK WB50/WJZ	24 7:35 SEA WB50/WJZ	25 1:15 SEA FOX
26 1:35 SEA WB50/WJZ	27	28 7:05 DET HTS	29 7:05 DET HTS	30 1:05 DET WB50/WB54	31 8:05 KC WB50/WJZ	

AUGUST

Sun	Mon	Tue	Wed	Thu	Fri	Sat
						1 8:05 KC WB50/WB54
2 2:05 KC WB50/WJZ	3	4 7:35 DET HTS	5 3:05 DET HTS	6	7 8:05 MIN WB50/WJZ	8 8:05 MIN WB50/WJZ
9 2:05 MIN WB50/WB54	10 7:05 TAM HTS	11 7:05 TAM HTS	12 12:35 TAM WB50/WB54	13 7:05 CLE WB50/WB54	14 7:05 CLE WB50/WJZ	15 1:15 CLE FOX
16 8:05 CLE ESPN	17 7:35 MIN HTS	18 7:35 MIN HTS	19 7:35 TAM HTS	20 7:35 TAM WB50/WJZ	21 7:35 CLE WB50/WJZ	22 1:15 CLE FOX
23 1:35 CLE WB50/WJZ	24	25 8:05 CWS HTS	26 8:05 CWS HTS	27 8:05 CWS WB50/WJZ	28 7:35 KC WB50/WJZ	29 7:05 KC WB50/WJZ
30 1:35 KC HTS	31 7:05 CWS HTS					

SEPTEMBER

Sun	Mon	Tue	Wed	Thu	Fri	Sat
		1 7:05 CWS HTS	2 7:05 CWS HTS	3	4 10:05 SEA WB50/WB54	5 4:05 SEA FOX
6 9:05 SEA HTS	7 9:05 SEA HTS	8 10:05 OAK HTS	9 3:15 OAK HTS	10	11 7:35 ANA WB50/WJZ	12 1:15 ANA FOX
13 1:35 ANA WB50/WB54	14 7:05 TEX HTS	15 7:05 TEX HTS	16 7:05 BOS HTS	17 7:05 BOS HTS	18 7:35 NYN WB50/WJZ	19 7:05 NYN WB50/WJZ
20 8:05 NYN ESPN	21 7:05 TOR HTS	22 7:05 TOR HTS	23 7:05 TOR HTS	24 7:05 BOS WB54	25 7:05 BOS WB54	26 5:05 BOS HTS
27 1:05 BOS WB54	28	29	30			

*Schedule and times are subject to change. All times are Eastern.

B-Bargain Night: Upper Reserved seating priced at \$8.00

F-Fundraiser Night: Discount for non-profit groups

■ Indicates home dates: Oriole Park

371