






A real Orioles fan  
would pick the...uh? the...



**Cal Ripken Jr. MasterCard®**  
**1-888-RIPKEN-4**  
*Toll Free Call*



**Orioles™ MasterCard®**  
**1-888-3332-HIT**  
*Toll Free Call*

**Tough choice.** Which do you go for? The Yards? Or the Man? Well, don't sweat over it. Either way, you win.

Each is a No-Annual-Fee MasterCard, issued by MBNA® America Bank. The Orioles card shows a press box view of Camden Yards. The Cal Ripken, Jr. card commemorates the moment Cal got a standing ovation for his record-breaking streak. No matter which you choose, every time you use it, you'll be showing your pride in a great team, a great man, and a great game.

So go ahead. Apply now. The sooner you call, the sooner you can show off one of these great new Orioles cards to your baseball buds.

*Now...uh...which one?*



There are costs associated with the use of these cards. You may contact the issuer and administrator of this program, MBNA, to request specific information about the costs by calling 1-800-847-7378 or writing to P.O. Box 15020, Wilmington, DE 19850. MBNA and MBNA America are federally registered service marks of MBNA America, N.A. MasterCard is a federally registered service mark of MasterCard International, Inc. used pursuant to license. The team name(s) and logo(s) are registered trademarks of the team(s) indicated. ©1997 MBNA America Bank, N.A.



# TABLE OF CONTENTS

<b>FRONT OFFICE</b> .....	2-3	Low-Hit Games .....	324
Ownership .....		No-Hitters By/Vs. O's .....	324
Peter Angelos .....	4	Season Leaders .....	315
Tom Clancy .....	7	Strikeouts-10 or More in a Game .....	137
Investors .....	6	20-Game Winners .....	323
<b>Senior Staff</b> .....		Year-by-Year Leaders .....	312
Joe Foss .....	7	Fielding Records .....	325
John Angelos .....	8	Fewest Errors, Season .....	310
Bob Ames .....	9	Gold Gloves .....	327
Mike Lehr .....	9	Triple Plays .....	326
Lou Kousouris .....	10	Won-Lost Records .....	
Frank Wren .....	10	By Month .....	22, 113 & 148
Syd Thrift .....	11	By Year .....	335
Bruce Manno .....	12	Home-Road Record '54-'98 .....	336
Tony DeMazio .....	12	Since 1954/1960/1969 .....	310
Tom Trebelhorn .....	13	Vs. Opponents, '54-'98 .....	210
<b>IN THE COMMUNITY</b> .....	14	Post-Season History .....	340
Babe Ruth Museum .....	16	Retired Numbers .....	
Oriole Advocates .....	368	Murray, Eddie .....	25, 351
Oriole DH's (sales volunteers) .....	368	Palmer, Jim .....	351
<b>MANAGER, STAFF &amp; PLAYERS</b> .....		Robinson, Brooks .....	349
Ray Miller .....	18	Robinson, Frank .....	350
Coaches .....	19	Weaver, Earl .....	348
Behind the Scenes .....	28	<b>YEAR IN REVIEW — 1998</b> .....	
Player Biographies .....	33	Day-by-Day .....	200
Roster .....	194-196	Major League Standings .....	204
<b>BASEBALL OPERATIONS</b> .....		Summary .....	198
Baseball Operations Directory .....	229	Transactions, O's '98-'99 .....	202
First Year Player Draft/1st Round Picks .....	234	Team/Individual Statistics .....	204
Longest Affiliations .....	250	<b>ORIOLE PARK AT CAMDEN YARDS</b> .....	
Scouts .....	228	Attendance Records .....	358 & 360
Minor Leagues .....	227	Capacity .....	354
1998 Summary .....	228	Diagram .....	369
Awards .....	240 & 242	Firsts at OPACY .....	360
Staff & Instructors .....	231	Ground Rules .....	356
Affiliates & Staffs .....	235	History .....	354
Players .....	256	Improvements .....	356
<b>ORIOLES VS. OPPONENTS</b> .....		Ticket Prices .....	369
Active ML Offensive Leaders .....	159	Tour Schedule .....	357
All-Time Records vs. O's .....	210	Warehouse .....	354
Biggest Winners/Losers vs. O's .....	323	<b>ATTENDANCE</b> .....	
HR by Park .....	206	Year-by-Year .....	358
Opponent Information by Team .....	211	Record Crowds .....	358
O's Record in Each Ballpark .....	210	Notes .....	359
Record vs O's, '98 .....	206	Oriole Park Records .....	360
<b>RECORDS &amp; HISTORY</b> .....		<b>SPRING TRAINING INFO</b> .....	193
General Managers, O's All-Time .....	11	<b>MEDIA INFORMATION</b> .....	
History of Orioles .....	347	Pre-Game Workout Schedule .....	357
Managers, O's All-Time Records .....	19	BBWAA .....	362
Opening Day Record .....	37	Local Radio-Television .....	362
Roster, All-Time .....	328	O's Radio/TV Network .....	362
Year-by-Year Standings .....	335	Orioles Broadcasters .....	363
All-Star Games .....		Schedule .....	370-371
Miscellaneous Notes .....	339	<b>MISCELLANEOUS BOXES</b> .....	
O's All-Star Game Selectees .....	338	Active Consecutive Game Streaks .....	53
<b>Awards</b> .....		Active HR Leaders vs. Orioles .....	52
Miscellaneous .....	337	Active HR & RBI Leaders .....	49
Most Valuable Orioles .....	337	All-Time Consecutive Game Streaks .....	169
Gold Glove Winners .....	327	All-Time Leaders, Games & Reliefs Apps .....	140
<b>Hall of Fame</b> .....		DH Leaders in H, HR, & RBI .....	48
Cooperstown .....	346	Expansion Drafts .....	248
Orioles Hall of Fame .....	345	Family Ties .....	125
<b>Batting Records</b> .....	316	Ford C. Frick Award Winners .....	366
Career Leaders .....	313	Gallery E at the Warehouse .....	357
Hitting for the Cycle .....	319	Highest Win. Pct., Active/Career Pitchers .....	137
100-RBI Seasons .....	311	HR by Brothers .....	169
Position Leaders, HR & RBI .....	312	HR by LH Batter, Most in Season .....	40
RBI Leaders by Week/Month .....	327	HR by Leadoff Hitter, Career/Season .....	42
Season Leaders .....	314	Longest Team Winning Streaks .....	36
.300 Hitters .....	311	Most Career HR w/o 30 HR season .....	48
Year-by-Year Leaders .....	311	Most Career HR w/o winning season title .....	162
Home Run Records .....	318	Orioles Online .....	5
By Position, O's Leaders .....	312	Presidential Visits .....	191
Eutaw Street HRs .....	336	Ripken Museum .....	172
Grand Slams by Current O's .....	320	Rochester Exhibition .....	230
Grand Slams, O's All-Time .....	321	20-HR/50-SB Seasons .....	41
HR Notes, O's Miscellaneous .....	59	50-HR/20-SB Seasons .....	42
Inside-the-Park .....	326	<i>© Baltimore Orioles, LP, 1999.</i>	
Leaders by Week/Month .....	319	<i>Produced by: John Maroon, Bill Stetka, Heather</i>	
Longest Oriole Park HRs .....	118	<i>Tilles, Kevin Behan &amp; the Baltimore Orioles Public</i>	
Most HR at OPACY, Visiting Player .....	54	<i>Relations Department</i>	
Position, Leaders by .....	312	<i>Statistical Data provided by: MLB Information</i>	
30-HR Seasons .....	311	<i>Systems, Elias Sports Bureau, Howe Sportsdata,</i>	
20/20 Club, HR & SB .....	319	<i>Stats Inc., and the Society for American Baseball</i>	
Pitching Records .....	322	<i>Research, with special thanks to</i>	
Career Leaders .....	313	<i>David Vincent and Bill Arnold.</i>	
Long Games .....	324	<i>Printing by: French-Bray Printing.</i>	
		<i>Printed in U.S.A.</i>	



## THE BALTIMORE ORIOLES ORGANIZATION

333 West Camden Street  
Baltimore, Maryland 21201  
410-685-9800

### EXECUTIVE MANAGEMENT

Chairman of the Board/Chief Executive Officer ..... Peter G. Angelos  
Vice Chairman/Community Projects & Public Affairs ... Thomas L. Clancy, Jr.  
Vice Chairman/Chief Operating Officer ..... Joseph E. Foss  
Executive Vice President ..... John P. Angelos  
General Legal Counsel ..... H. Russell Smouse

### BUSINESS/ADMINISTRATION

Vice President/Chief Financial Officer ..... Robert A. Ames, CPA  
Vice President/Special Liaison to Chairman ..... Lou Kousouris  
Director/Concession Operations ..... Robert P. Gallion  
Administrative Assistant ..... Samantha F. Voxakis  
Administrative Assistant ..... Heather Mitchell  
Executive Administrative Assistant ..... Evelyn Ehlers

### FINANCE/ADMINISTRATION

#### Accounting Department

Controller ..... Edward J. Kabernagel, CPA  
Assistant Controller ..... Michael D. Hoppes, CPA  
Accountant ..... Chris Voxakis, CPA  
Vault Supervisor ..... Stephanie Crockett  
Staff: ..... Scott Dagostin, Kaye Laker, Joe Lichtfuss,  
Pamela Nowicki, Diane Schmitt, Kim Yancheski

#### Administration

Director/Human Resources ..... Martena Wylie Clinton  
Benefits Coordinator ..... Lisa Tolson  
Director/Computer Services ..... James L. Kline  
Computer Services Coordinator ..... Jim Bernhardt  
Purchasing Agent ..... Angela Brown Knight

### COMMUNITY RELATIONS

Director/Community Relations ..... Julie A. Wagner  
Community Relations Manager ..... Stephani Lewis  
Community Relations Coordinator ..... Jennifer Steier

### BASEBALL OPERATIONS

General Manager ..... Frank Wren  
Director of Player Personnel ..... Syd Thrift

#### Major League

Assistant General Manager ..... Bruce Manno  
Traveling Secretary ..... Philip E. Itzoe  
Administrative Assistant ..... Ellen Harrigan

#### Player Development

Director/Player Development ..... Tom Trebelhorn  
Assistant Director/Player Development ..... Don Buford  
Administrative Assistant ..... Ann Lange

#### Scouting

Director/Scouting ..... Tony DeMacio  
Computer Assistant ..... Marcy M. Zerhusen

#### Medical Staff

Club Physician ..... William Goldiner, MD  
Club Physician, Orthopedics ..... Michael Jacobs, MD  
Head Athletic Trainer ..... Richard L. Bancells  
Assistant Athletic Trainer ..... Brian Ebel  
Strength and Conditioning Coach ..... Tim Bishop

## MARKETING AND BROADCASTING

Vice President, Marketing and Broadcasting ..... Mike Lehr  
Administrative Assistant ..... Mickey Brogan

### Marketing

Director/Marketing & Corporate Partnerships ..... Scott Nickle  
Advertising and Promotions Manager ..... Jim Brylewski  
Corporate Marketing Manager ..... Jim Hawes  
Corporate Marketing Manager ..... Michelle Breau

### Publishing

Director/Publishing & Advertising ..... Christina Palmisano  
Graphic Artist ..... Jessica Fisher

### Public Relations

Director/Public Relations ..... John Maroon  
Assistant Director/Public Relations ..... Bill Stetka

### Ballpark Entertainment and On-Line Services

Director/Ballpark Entertainment & On-Line Services ..... Spiro Alafassos  
Producer ..... Mike Stashik  
Associate Producer ..... Jason Siemer  
Administrative Assistant ..... Barbara Smith

### Orioles Merchandising

Director/Retail Operations ..... John Greeley  
Merchandising Supervisor ..... Josh Wulkan  
Director/Fantasy Camp ..... Steve Freeman  
Washington, DC Store Manager ..... Bud Verge

## SALES, FAN SERVICES & TICKETING

### Sales

Director/Sales ..... Matthew P. Dryer  
Party Facility Coordinator ..... Linda Jones  
Account Executive ..... Steve Freeman  
Account Executive ..... Mark Hromalik  
Account Executive ..... Lisa Lorden  
Account Executive ..... Mike Pintzuk  
Account Executive ..... Chrissie Werzinsky  
Sales Representatives ..... Jacquelyn Lee, Debbie Weimert

### Fan and Ticket Services

Director/Fan and Ticket Services ..... Donald E. Grove, Jr.  
Ticket Office Manager ..... Audrey M. Brown  
Operations Manager ..... Steve Kowalski  
Group Ticket Coordinator ..... Tom Heyerdahl  
Processing Coordinator ..... M. Ethel January  
Ticketing and Service Manager ..... John C. D'Onofrio  
Mail/Fax Order Supervisor ..... Carlos Gollahon  
Tour Coordinator ..... Edward J. Gunther, III  
Ticket Systems Management ..... Kelly Brennan  
Administrative Assistant ..... Sabrina Dickerson  
Senior Staff ..... Harry Benninghoff, Joe Carnaggio, Jim Carnaggio  
... Joe Codd, Cindy Dumas, Kandy Kepner, Joyce Noto, Lorraine Sapp,  
... Leona Schmidt, Joan Walsh, Judy Valentini, Rain Willoughby  
Fan and Ticket Services Staff ..... Thomas Hitzelberger, Kelly Knobe,  
... Joe Keleman, Michael Heady, Corey Eberhart, David Mykita  
... Kalina Sliwinski, Terri Downey, Donna Barraco, Sandra Callanan,  
... Jeffrey Weer, Mark Crouse, Gregory Moore, Jeff Colley

### BALLPARK OPERATIONS

Director/Ballpark Operations ..... Roger Hayden  
Head Groundskeeper ..... Paul Zwaska  
Groundscrew ..... Rodney Lane, Ronald Potter  
Umpires/Field Attendant ..... Ernie Tyler  
Equipment Manager (Home) ..... James W. Tyler  
Equipment Manager (Road) ..... Frederick Tyler  
Manager/Event Operations ..... Doug Rosenberger  
Mail Room Supervisor ..... Edward E. Ridgely  
General Duties ..... Adam Reed  
Administrative Assistant ..... Linda Ashauer



## OWNERSHIP OF THE ORIOLES

On October 4, 1993, American League owners unanimously approved the sale of ownership of the Orioles from then-principal shareholder Eli. S. Jacobs to a group of investors led by Baltimorean Peter Angelos. The sale placed the Orioles in local hands for the first time since 1979, when Jerold C. Hoffberger, representing his family which owned a controlling interest in both the Orioles and the National Brewing Company, sold the franchise to prominent Washington attorney Edward Bennett Williams.

From October 29, 1953, when the transfer of the St. Louis Browns franchise became official until Williams purchased the club late in 1979, the Baltimore Baseball Club, Inc. was publicly held and was operated by a group of Baltimore investors which owned a majority share of the BBLI. Among those who played key roles in the operation of the franchise during that 26-year period were: former chief executives Clarence Miles, who organized the group that secured the St. Louis Browns for Baltimore and who served as the club's first president; James Keely, Jr.; Joseph A. W. Iglehart; and Jerry Hoffberger, as well as longtime club treasurer Zanyl Krieger ('58-'79).

### PETER ANGELOS MANAGING PARTNER

Peter Angelos, the Principal Owner and Managing Partner of the Baltimore Orioles, has brought dynamic leadership to the ballclub and to the community since he and his fellow investors restored the team to local ownership in August of 1993.



Since 1993 the Orioles have led the American League in attendance and have set new club records in either overall attendance or sold out games. The Orioles have drawn 3.7 million fans in each of the past two years and have reached the American League Championship series in two of the last three seasons. Further, since purchasing the team in '93, ownership has increased annual club revenues by a margin of 55%. Every dollar of this increased revenue has been directed toward improving the product on the field. The Orioles ownership has committed to building a winner by signing players to long-term contracts and rebuilding a farm system that is now just beginning to pay dividends. The Orioles competitive record on the field and financial performance at the box office have improved both the value of the franchise and the baseball experience for Orioles fans.

Mr. Angelos has also taken constructive steps off the field. Fans who were seated in box seats down the left and right field lines had complained since the park's opening because their seats were improperly angled toward center field. More than 3,300 seats in question have been adjusted to improve their angle. Fans who felt uncomfortable when being approached near the ballpark by aggressive ticket scalpers received support from the Baltimore City Council in '94 after Mr. Angelos sponsored a bill to banish the practice from the areas within 10 blocks of Camden Yards. In 1995 a "scalp free zone" was created at the ballpark for fans wishing to purchase tickets or sell tickets to others for face value. In addition, many fans whose season tickets were unfairly relocated when the club moved from Memorial Stadium had these injustices rectified at the insistence of Mr. Angelos.

Beyond correcting inherited problems and building a club fans can be proud of, the Orioles, through Mr. Angelos' leadership continue to make substantial contributions to the Maryland community, particularly for children. This past year the Orioles Charitable Foundation contributed to organizations such as The American Cancer Society, The Baltimore Zoo, Boys and Girls Clubs, House with a Heart, The Johns Hopkins Children's Center, The Juvenile Diabetes Foundation, The Kennedy Krieger Institute, and the Special Olympics. In addition, the Orioles were the sponsor of the Baltimore Symphony Gala for the fifth straight year.

In 1998 the Orioles designated Cancer Research and Awareness as the team's community initiative. This initiative was chosen in response to the number of current, future and former Orioles stricken by the disease. Fundraising and cancer awareness events were held throughout the year.

In August, 1997, the Orioles presented the Trust for Public Land with a \$100,000 donation as a matching gift to be used toward the renovation of the newly renamed Leon Day Park, (formerly Bloomingdale Oval Park). The funding was used to develop a baseball field at the park.

The Orioles were a major contributor to the Baltimore Bicentennial and for the fourth consecutive year, the sponsor of the Baltimore Symphony Orchestra's Fundraising gala.

In 1996, Mr. Angelos made a 1 million dollar contribution to the Babe Ruth Museum Camden Station project that will be the home of a fabulous state of the art Baltimore baseball museum and learning center. The project, which is being guided by the Orioles and the Babe Ruth Museum, will include a turn of the century-style restaurant consistent with the Oriole Park architecture and a museum that will include tributes to the Negro Leagues, Baltimore's 13 professional ballparks, the Maryland Athletic Hall of Fame and much more.

Peter Angelos was raised in the industrial neighborhood of Highlandtown in East Baltimore. He graduated from Patterson Park High School and from the University of Baltimore, where he was valedictorian of his class at the School of Law. An attorney since 1961, he is the President and managing partner of the Law Offices of Peter G. Angelos, P.C. He is a member of the American Trial Lawyers Association, American Bar Association, Maryland State Bar Association, District of Columbia Bar Association, Tennessee Bar Association and the New York State Trial Lawyers Association.

Mr. Angelos, known nationally for his success as a plaintiff's attorney, is admitted to practice before the courts of Maryland, Federal Courts, District of Columbia, Court of Appeals for the Fourth Circuit, the United States Supreme Court, and the United States Supreme Tax Court. In addition, Mr. Angelos has practiced in New York, Tennessee, and before the courts of numerous jurisdictions in the country.

Mr. Angelos has served the community as a member of the Baltimore City Council. He presently serves as a member of the Board of Trustees of Loyola College, The Johns Hopkins University, Western Maryland College, and the University of Baltimore where he also serves on the Advisory Board of the University of Baltimore School of Law. He also serves on the boards of the University of Maryland Foundation, the Baltimore Symphony Orchestra, Saint Joseph's Hospital, the Grant-A-Wish Foundation and University of Maryland Hospital.

He has received Honorary Doctorate Degrees from Mount Saint Mary's College, Loyola College and the University of Baltimore. He is a member of the American Academy of Achievement and the Breath of Life Lung Association. Mr. Angelos is the recipient of the Ellis Island Medal of Honor, the Pillar of Sports Advertising Club award, and the AFL-CIO Social Justice award. He was also named Sportsman of the Year in 1995 by the New York *Daily News*. In 1998, Mr. Angelos was named Marylander of the Year by the Editorial Board of the Baltimore Sun.

He and his wife, the former Georgia Kousouris, reside in Baltimore. They have two sons, John and Louis.

### ORIOLES ONLINE

Visit "Orioles Online," the Orioles official home on the world wide web...Check out the latest in Orioles news and information featuring up to the minute press releases, player information and team statistics...The Orioles can be found on the internet at:

[www.theorioles.com](http://www.theorioles.com)



## ORIOLES INVESTORS



William P. Beatson: Owner of The Beatson Companies.



David H. Bernstein: Chairman of the executive committee of the board of directors of Duty Free International, Inc.



Roger R. Blunt, MG (AUS, Ret.): Chairman and CEO of Blunt Enterprises, Inc.



Edward J. Brush: President of The Fountainhead Group.



John H. Claster: President of Claster Television, Inc.



Jack B. Dunn, IV: President and chief executive officer of Forensic Technologies International Corp.



Stephen A. Geppi: President and CEO of Diamond Comic Distributors.



Wayne R. Gioioso, Sr.: Owner of Gioioso Investments.



John H. Laporte: Managing director of T. Rowe Price Associates.



Barry Levinson: Motion picture producer, writer and director.



Jim McKay: ABC-TV sports commentator.



Harvey M. Meyerhoff: Chairman of the board of Magna Holdings, Inc.



James S. Riepe: Managing director of T. Rowe Price Associates.



Pam Shriver: Professional tennis player.



George P. Stamas: Partner, Wilmer, Cutler & Pickering.



Alfred Tyler II: President of Weston Investments, Inc.



Henry Knott II: Marion I. and Henry J. Knott Foundation



Pat Smyth: Chairman of the Board, Helix Health Inc.

## TOM CLANCY VICE CHAIRMAN OF COMMUNITY PROJECTS & PUBLIC AFFAIRS

Tom Clancy's story is a publishing fairy tale come true. His first novel, *The Hunt For Red October*, published by the Naval Institute Press in hardcover in 1984 sold briskly as a result of rave reviews, then catapulted onto *The New York Times* bestseller list. *The Hunt for Red October* ended up selling over 500,000 copies in hardcover and eight million paperbacks (Berkley Books, 1985). The book has been translated into a number of foreign languages, including French, German, Spanish, Italian, Japanese, Chinese, and now Russian.



Mr. Clancy has also written *Red Storm Rising*, *Patriot Games*, *The Cardinal of the Kremlin*, *Clear and Present Danger*, *The Sum of All Fears*, *Without Remorse*, *Debt of Honor*, *Executive Orders*, and *Rainbows*. He is presently at work on a new novel.

Prior to writing *The Hunt for Red October*, Clancy's only literary effort was an article on the MX missile published in the *Naval Journal Proceedings*. Although he had dreamed of writing a novel since college, Clancy, who majored in English at Baltimore's Loyola College, had always made his living as an insurance agent.

Clancy's *The Hunt for Red October*, *Patriot Games*, and *Clear and Present Danger* were made into movies and were blockbuster box office smashes.

The walls of Clancy's office are lined with war games, books on weapons and government-produced maps, all a tribute to the author's lifelong fascination with technology. Although he devoured military books since childhood, severe myopia prevented Clancy from joining the service, although he did serve in the Army ROTC at Loyola.

Clancy's interest in writing fiction resurfaced in 1976 when he read of the attempt of a Soviet frigate's crew to defect to Sweden. The idea, he says, rattled around his head for years. Finally, he imagined the frigate as a submarine and a novel based on the incident began to take shape. The fledgling author completed his first draft in just over three months.

Although Clancy had never been on a submarine in his life, he boned up on technical knowledge with such books as *Combat Fleets of the World* and *Guide to the Soviet Navy*. His grasp of the material was such that everyone from critics to military and intelligence experts hailed *The Hunt For Red October* for its uncanny verisimilitude.

Despite the astounding publicity surrounding all of his novels, Clancy insists the cocktail party circuit is not for him and that his life hasn't changed all that much. At age 52, Clancy is the father of four.

## SENIOR EXECUTIVES JOE FOSS VICE CHAIRMAN/CHIEF OPERATING OFFICER

Now in his sixth season as the Orioles Vice Chairman, Joe Foss oversees all of the club's day-to-day operations. These include all of the business, financial, and administrative operations, as well as working with the Baseball Operations Department on budgets and player contracts.

Foss is a Trustee of the League Baseball Players Benefit Plan. He is a member of the American League Board of Directors, the American League Scheduling Committee, and the Joint Committee for International Play.





On June 1, 1993, Foss joined Peter Angelos' acquisition team and then supervised the transition between ownerships. Mr. Angelos appointed him to Vice Chairman on December 9, 1993.

Foss graduated from St. Thomas College in St. Paul, MN in 1970, where he received his BA in Business Administration. In 1972, he received his MBA in Marketing/Finance from the University of Minnesota at Mankato. His extensive educational background led to 17 successful years in the banking industry with the Norwest Corporation in Minneapolis where he held positions from Commercial Banking Officer to Senior Vice President.

Foss continued his career in banking when he relocated to the Washington metropolitan area and accepted the position of President and Chief Operating Officer of First American Bank, N.A., of Washington in December, '89. In April, 1991, he was elected Chairman of the Board and Chief Executive Officer.

Community involvement is very important to Foss. He is an active board member of the Kennedy-Krieger Institute, the Maryland Special Olympics, the Maryland Science Center, the Babe Ruth Museum, and the National Aquarium.

He is a former board member of the Children's Theatre Company of Minneapolis, former president of the Minnesota Aquatennial Association, and former treasurer and trustee of The Green Door, located in Washington, DC.

Joe was born December 27, 1948 in Minneapolis. Foss and his wife Dawn have three children, Katie (17), Annie (13), and Michael (11). They reside in Cockeysville, MD.

#### **JOHN P. ANGELOS** **EXECUTIVE VICE PRESIDENT**

Now in his sixth season with the Orioles, John Angelos is responsible for the day-to-day business operations of the club. In January 1999, he was named to the position of Executive Vice President. In his current capacity, John oversees the Marketing and Broadcasting, Financial Operations, Sales and Ticket Services, Concessions, Ballpark Operations, and Public Relations divisions of the ballclub.

John joined the Orioles organizations in January 1994 as Special Assistant to the Chairman. John oversaw the reorganization of the Sales, Ticketing, Ballpark Operations, and Customer Service Departments of the company.

After graduating from the Gilman School in Baltimore, Maryland, John received a B.A. in Philosophy and Political Science from Duke University and a law degree (J.D.) from the University of Baltimore.

John is active in the fundraising efforts for the Gilman Alumni Association and he is on the steering committee for the Lancer's Boys Club Walk for the Homeless project.

John resides in downtown Baltimore.



#### **ROBERT AMES** **VICE PRESIDENT AND CHIEF FINANCIAL OFFICER**

Bob Ames is in his fifth year with the Orioles. He joined the Orioles in April, 1994 after an eight-year stint with Waverly, Inc. in Baltimore. This past off-season he was promoted to vice-president.

With the Orioles, Bob is responsible for accounting, management information systems, human resources and special projects.

Prior to joining the Orioles, Ames served as Treasurer of Waverly, Inc. While with Waverly he managed taxes, accounts receivable, credit and collections and the cash management departments.

Ames received Bachelor of Science degrees in Microbiology and Journalism/Public Relations from the University of Maryland in 1980. In 1987 he earned his Masters Degree in Finance from the University of Baltimore. Bob is a Certified Public Accountant and is a member of the Maryland Association of CPAs and the American Institute of CPAs.

Bob resides in Churchville, MD, with his wife Linda, their three daughters Emily, Lindsay and Kaitlin, and their son, Benjamin.



#### **MICHAEL LEHR** **VICE PRESIDENT, MARKETING & BROADCASTING**

Mike Lehr is in his fourth season with the Orioles and third full season in Baltimore. He joined the Orioles on May 13, 1996 and this past off-season was promoted to vice president. He came to the Orioles from the Cleveland Indians where he served as Director of Broadcasting from December, 1993.

His responsibilities for the Orioles include all facets of marketing (advertising, promotions, corporate partnerships, ballpark entertainment, on-line services, publishing), as well as local and national broadcasting, Spring Training operations, retail operations and the Orioles Fantasy Camp.

Prior to joining the Indians, Mike was a television executive in Ohio and Illinois. From February, 1991 until joining the Indians, Mike was the Regional Director of Programming and Network Operations for SportsChannel Ohio in Cleveland and Cincinnati. His vast television experience includes management roles with Prime Cable of Chicago and Westinghouse Broadcasting, Inc.

Included in Lehr's accomplishments are a pair of ACE Awards for cable programming and ten additional nominations for excellence in overall programming, live sports coverage, music, variety and public affairs.

In 1994 he was the winner of the Cleveland chapter Emmy Award for "Indians Baseball" on SportsChannel as the Outstanding Live Sports Program. He has also been nominated for 55 Emmy Awards by the Cleveland and Chicago chapters of the National Academy of Television Arts and Sciences.

The Chicago native is a 1984 graduate of the University of Wisconsin with a Bachelor of Arts degree in Communications and Political Science.

Mike resides in Ellicott City, MD with his wife Theresa and their three children, Maggie, Michael, and Colleen. He is active in many professional, charitable, and civic organizations including Major League Baseball's Marketing and Advertising Committees, the American Lung Association Financial Committee, and the Baltimore Area Convention and Visitors Association.





**LOU KOUSOURIS**  
VICE-PRESIDENT/SPECIAL LIAISON TO THE CHAIRMAN

Lou Kousouris joined the Orioles in February 1994. Now in his 6<sup>th</sup> season with the team, this past off-season he was promoted to Vice-President/Special Liaison to the Chairman. Lou has worked for Peter Angelos since 1981 in the Real Estate and Hospitality industries.



After attending the Boys Latin School, Lou received a Bachelor's degree in Sociology from C.W. Post College in Greenvale, NY where he played football and lacrosse. After graduation he coached both of these sports on the high school and college levels. In addition, Lou coached youth lacrosse in Baltimore for over ten years.

Kousouris is very active in the community, sitting on the Board of Directors for both the Salvation Army and Camp Puh'tok. Camp Puh'tok, located in Monkton, MD, is a camp for underprivileged children. In November 1998, Lou was instrumental in coordinating the 1958 Baltimore Colts Anniversary Banquet. Proceeds from the event benefited the Johns Hopkins University School of Medicine ALS (Lou Gehrig's Disease) research.

A Baltimore native, Lou currently resides in Timonium, MD with his wife Pat. Kousouris has two children, Louis III, a West Point graduate and Alexandra, a sophomore at the University of Georgia.

**BASEBALL OPERATIONS**  
**FRANK WREN**  
GENERAL MANAGER

Frank Wren, 40, was named Orioles General Manager on October 23, 1998. He is in his first season with the Orioles.



He joined the Marlins on September 30, 1991 as assistant general manager after 15 years with the Montreal Expos organization. While with Florida, he was involved in all areas of baseball operations, including evaluation of talent on the major, minor and amateur levels and player contract negotiations.

Wren began his baseball career as a center fielder in the Expos organization in 1977 and reached AA level before retiring in 1981. He coached in the Expos system from 1981-84.

In 1985, he began his front office career as the General Manager of the Jamestown Expos of the New York-Penn League. He then became the Expos Assistant Scouting Director where he cross-checked top prospects for the free agent draft throughout the country. In 1989, he was appointed Director of Latin American Scouting and Operations. The Expos farm system was honored as *Baseball America's* "organization of the year."

Frank and his wife, Terri, have three sons: twins Kyle and Colby (7) and Jordan (4).

**ORIOLES GENERAL MANAGERS ['54-'98]**

Arthur Ehlers ['54]  
Paul Richards [September '54-November '58]  
Lee MacPhail Jr. [November '58-November '65]  
Harry Dalton [December '65-October '71]  
Frank Cashen [November '71-October '75]  
Hank Peters [November '75-October '87]  
Roland Hemond [November '87-November '95]  
Pat Gillick [November '95 - November '98]  
Frank Wren [November '98-]

**SYD THRIFT**  
DIRECTOR OF PLAYER PERSONNEL

Syd Thrift enters his 5<sup>th</sup> season in the Orioles organization. He was named to his current position in January, 1999 after serving as the Orioles Director of Player Development for the previous four seasons (1995-98). Prior to joining the Orioles, Thrift served as the Assistant General Manager of the Chicago Cubs from 1991-94.



As the General Manager of the Pittsburgh Pirates from 1985 through 1988, Thrift was instrumental in helping the Pirates go from a last place team to a contender. In Pittsburgh he gave respected manager Jim Leyland his start as a major league skipper in 1985.

In 1988 he was named Dapper Dan "Man of the Year", the first non-player to be so honored. In 1987, Syd was honored by the Arthritis Foundation and he was Vector's "Man of the Year" in sports. In 1990 he was awarded an honorary doctorate of law from his alma mater, Randolph-Macon College in Ashland, VA. He was presented the Edwin Rommel Award in 1995 for years of contribution to the game and this past year ('98) he was inducted into the Virginia Sports Hall of Fame, located at Randolph-Macon College.

Thrift also had served as the Director of Player Personnel for the Oakland Athletics and as Senior Vice-President of Baseball Operations for the New York Yankees. In addition, he was the founding Director of the Kansas City Royals Baseball Academy.

Thrift left baseball in 1977 to pursue a real estate career and he opened Syd Thrift and Associates, Inc. Realtors in Vienna, VA. While serving that company as President and CEO, he remained active in baseball. In 1981, Syd was part of a coaching staff for a high school All-American baseball team that toured Sweden, Denmark and Finland. One of the members of that team was Bobby Bonilla, who Syd recommended that the Pittsburgh Pirates sign.

In 1990 he authored "The Game According to Syd", published by Simon and Schuster and co-written by Barry Shapiro. The teaching and training book has been used by numerous college, high school and youth baseball programs.

A native of Locust Hill, VA, Thrift graduated from high school at the age of 16. He then attended Randolph-Macon College where he graduated at the age of 20. While in college, Syd played baseball and earned All-State honors. In June of 1949, the left-handed pitcher signed with the New York Yankees organization.

Syd and his wife, Dolly, have two sons, Jim (36) and Mark (34). Jim is married to the former Michelle Fort and they have four children: Ryan (7), Audrey (5), Brandon (4), and Aaron (1).



**BRUCE MANNO**  
**ASSISTANT GENERAL MANAGER**

Bruce Manno, 45, was named Assistant General Manager of the Baltimore Orioles by Frank Wren on November 23, 1998. He is in his 1<sup>st</sup> season as the Orioles Assistant GM. He spent 15 seasons with the Milwaukee Brewers (1980-94) in Scouting and Player Development.



In 1979, he joined the Brewers as the Administrative Assistant for Scouting and Player Development. He was promoted to Farm Director in 1982 before becoming Assistant General Manager in 1987. Under Manno's direction, Milwaukee's farm system captured six "Organization of the Year" awards. *Baseball America* honored them with three in '85, '86, and '87 respectively, while *Topps* honored Milwaukee three awards in '87, '89, and '91.

Bruce graduated from Benedictine High School in 1971 and attended Cuyahoga Community College in Cleveland, majoring in Journalism. He was named Assistant General Manager at Utica, NY in the New York-Penn League in 1977 where he began his professional career in baseball. After moving to Butte, MT in 1978, Manno served as General Manager of the Pioneer Rookie League from 1978-79 before joining the Milwaukee Brewers the following season.

A native of Cleveland, OH, Bruce and his wife, Claudia, have two children, Nick (18), and Amanda (15).

**TONY DEMACIO**  
**DIRECTOR OF SCOUTING**

Tony DeMacio, 53, was named Director of Scouting on December 4, 1998. He is in his 1<sup>st</sup> season with the Baltimore Orioles. He spent the last four seasons as East Coast Scouting Supervisor with the Chicago Cubs.



He began his baseball career with the Atlanta Braves and was with them for seven years, from 1983-90. Tom Glavine, two-time Cy Young Award winner, was the first player that Tony signed for the Braves. The last player he signed before leaving the Braves was outfielder Chipper Jones.

With the Indians, he was closely involved in drafts that brought future major leaguers Manny Ramirez, Chad Ogea, Albie Lopez, Jon Nunnally, Paul Shuey, Pep Harris, Paul Byrd and Herbert Perry to Cleveland's farm system. He served as National Crosschecker for the Cleveland Indians and in '94 he was a major league scout for Cleveland. Following the 1994 season, Tony joined the Cubs.

A Pittsburgh, PA native, he attended Parsons College in Fairfield, IA where he played four years of baseball. Tony currently resides in Virginia Beach, VA. He has one daughter, Heather, who resides in Sparks, MD.

**TOM TREBELHORN**  
**DIRECTOR OF PLAYER DEVELOPMENT**

Tom Trebelhorn is in his 4<sup>th</sup> season with the Orioles organization and his 1<sup>st</sup> as the club's Director of Player Development. He had served the last three years as the Orioles coordinator of instruction for the minor leagues.



Trebelhorn, 51, joined the Orioles with 14 years of managerial experience, two years as a coach, and five years as a minor league player under his belt. He managed the Milwaukee Brewers from 1986 through 1991 and the Chicago Cubs in 1994. He is 2<sup>nd</sup> to Phil Garner on the Brewer's all-time managerial lists in games (819) and wins (422). In 1987, Treb was named *Baseball America's* and *Sports Illustrated's* "Manager of the Year". He served as a coach for the American League All-Star team in 1988.

Tom was the Cubs bench coach and offensive coordinator for the 1992 and '93 seasons. He began his managerial career in 1975 in the Oakland organization with Class A Boise of the Northwest League. He remained at the Class A level for four years before managing three seasons in AAA ball in the Pittsburgh Pirates organization.

In five minor league seasons as a catcher and infielder, had a .242 batting average and a .983 fielding mark in 244 professional games. His professional playing career began in 1970 in the Brewers organization with Class A Bend, where he earned All-Star honors. He batted a career-high .315 and led the Northwest League catchers with a .997 fielding mark. Following brief stints with Walla Walla in the Northwest League, Burlington in the Midwest League and Birmingham in the Southern League, he finished his active career at Oakland's Lewiston club in the Northwest League in 1974 as a player-coach.

Tom managed Perth in the Australian Winter League in 1997 and during the '97 season he served as an interim manager at Class A Delmarva after manager Tommy Shields was injured.

Trebelhorn is a 1970 graduate of Portland State University where he earned a bachelor's degree in history and teaching. He played basketball for two years and baseball for four years at Portland State, earning All-Coast NCAA University honors as a senior in baseball.

Tom is single and has four sons, Rob, Jeff, Chris and Nick. He resides in both Portland, OR and Scottsdale, AZ and in his free time enjoys golf, ice skating, and downhill and cross country skiing.

**JOE CODD: THE ONE AND ONLY**

One person has been with the Orioles organization since the beginning in 1954. He is Joe Codd, a member of the ticket office staff now in his 46th season with the club.



## ORIOLES IN THE COMMUNITY: BEYOND THE YARD

The 1999 Orioles community relations effort will continue to focus on sports and education while raising money for cancer research and promoting cancer awareness. This season the Orioles are dedicating and naming the community relations initiative "The Joel Stephens Cancer Initiative," named for the Orioles minor league player who died of colon cancer in 1998. Many people within the Orioles family from front office personnel, to current and former players have suffered from this devastating disease.

### BEYOND THE YARD THE 1998 SEASON

#### CANCER INITIATIVE

For the 1998 season, the team designated cancer research and awareness as its community initiative. The Orioles exhibition game marked the kick-off, and \$36,000, a portion of the day's ticket sales, benefited the University of Maryland Greenbaum Cancer Center and the Johns Hopkins Cancer Center. Other activities that played an integral part of this focus included Daffodil Day, American Cancer Society Night at the ballpark, sponsorship of Relay for Life, sponsorship of Baltimore Police Officers in their bike for Leukemia, the Orioles Wives Quilt Raffle, which raised money for breast cancer research, and Eric Davis' Men With Bats fundraiser.

#### BALTIMORE ORIOLES CHARITABLE FOUNDATION & BALTIMORE ORIOLES, INC.

The Baltimore Orioles Charitable Foundation and the Baltimore Orioles, Inc. strive to support many civic and charitable organizations each year, hoping to enrich the lives of Orioles fans.

Since the current ownership group, headed by Peter Angelos, purchased the Orioles, the Baltimore Orioles Charitable Foundation has donated over \$1.2 million and the Baltimore Orioles, Inc. has donated \$2.3 million to support various organizations in the Orioles community.

#### RENOVATING FIELDS

Through the Major League Baseball True Value Field of Dreams program, the Saturn-Orioles Field Program and the Orioles sponsorship of the Trust for Public Land's Leon Day park on the Gwynns Falls Trail Project, the Orioles created Fields of Dreams for local children this past season.



## TICKET DONATIONS

Many Orioles players made the dream of attending a major league baseball game a reality for thousands of area children. Players purchased tickets so that children from charitable, non-profit youth organizations had the opportunity to take in ball games at Oriole Park.

Some players who have contributed and established programs include: Cal Ripken (Cal's Because We Care Program), Alan Mills (Alan's Team), Mike Mussina (Mooseketeers), Jesse Orosco (Jesse's Kids), and Lenny Webster (Lenny's Little Leaguers).

The Orioles organization also donated more than 3,000 tickets each year to charitable causes. In addition, the Orioles annually host 10,000 safety patrol students from schools throughout the state of Maryland.

## ORIOLES APPEARANCES

Orioles heroes past and present took their place in the community and attended more than 225 appearances throughout the region. Clinics, schools, the Babe Ruth Museum, libraries, and Little League organizations benefit through this program. The Orioles Bird mascot also landed at more than 550 appearances all over the region in communities from Norfolk, Virginia to Harrisburg, Pennsylvania.

### THE ORIOLES SUMMER READING PROGRAM

More than 75,000 kids from 20 area counties and the Police Athletic League participated in this year's Orioles Summer Reading program sponsored by the Baltimore Sun. Scott Erickson was this year's spokesperson. The top readers from each county were honored in a pre-game, on-field ceremony at the end of the summer.

### PITCH AND HIT CLINICS

Children in the Orioles region learned to play ball courtesy of Coca-Cola and the home team. These clinics taught children ages 6-12 the fine art of pitching and hitting from the pros which include both Orioles players and coaches.

### ORIOLES REVIVING BASEBALL IN THE INNER CITY (RBI) PROGRAM


The Orioles RBI League encourages young adults ages 13-15 to stay in school, develop self-esteem, and enjoy the pleasures of big league baseball. RBI is Baltimore's only citywide league for 13-15 year old boys. In 1998 Coca-Cola co-sponsored the league by making a pledge for each RBI Cal Ripken hit and each strikeout recorded by Mike Mussina.

### BALTIMORE BASEBALL LEAGUE

Promoting the childhood pleasure of playing baseball and building better reading skills is the purpose of the Baltimore Baseball League. More than 850 fourth and fifth graders from 46 elementary schools played baseball for the first time. To participate, each student read five books and wrote reports during the season. The league is sponsored by the Orioles, the Abell Foundation, the Macht Foundation, Parks & People and the Baltimore City Department of Recreation and Parks.

### LITTLE LEAGUE PARADE

In May, Kids and coaches braved the rain and paraded around the warning track on the field during the May Little League Day at the Park. The Orioles donated a Mike Mussina signed ball to help raise money for each little league team and kids were given baseball cards as a remembrance of their day at the Yard.





### COMMUNITY BOOTH

During each game the Orioles provide a community booth for charitable, non-profit organizations to give out information, sell raffle tickets, register participants or do health care screenings for Orioles fans. Groups that used the booth this season include: Leukemia Society, Big Brothers/Big Sisters, Downtown Partnership of Baltimore, Ripken Museum, Babe Ruth Museum, Wellness Community, Glaucoma Research, Oriole Advocates, Migratory Bird Day, American Cancer Society, National Spit Tobacco Education Program, Orioles Wives Quilt Raffle, Reading, Runs and Ripken plus many more.

### ORIOLES WIVES ORGANIZATION

The Orioles wives organization worked on three major projects during the O's six month season. They collected over 4 tons of food and \$8,000 for the Maryland Food Bank, they raised a total of \$49,000 at the golf outing to benefit the Johns Hopkins Children's Center, the Baltimore Orioles Charitable Foundation and the Oriole Advocates Charitable Foundation, and they raised over \$6,000 for the American Cancer Society Breast Cancer Research during their annual quilt raffle.



### DONATIONS

The Orioles donate tickets, autographed items, and memorabilia to raise funds for more than 3,000 charitable organizations, schools, and civic groups each season.

### THE BABE RUTH BIRTHPLACE & MUSEUM


On February 6, 1895, George Herman "Babe" Ruth was born at 216 Emory Street in a Baltimore rowhouse located "just a long fly ball from Oriole Park at Camden Yards." His house is one of the top baseball museums in the country, featuring an extensive collection of Ruthian artifacts and mementos, as well as serving as the official museum of the Baltimore Orioles.

The Museum showcases different aspects of baseball in exhibits throughout the year. Among this year's highlights is an exhibit, opening in May, which chronicles Cal Ripken's consecutive games streak. The popular "Second Saturday" program, held the second Saturday of each month beginning at 11 a.m., this year will feature special guest speakers on such topics as scouting, the Negro Leagues, women in baseball, umpiring, the minor leagues and baseball films. The Museum also hosts appearances by past, present and future major league players during the season.

Striving to exhibit its growing collections, the Museum plans to expand into a second facility: Camden Station, which is adjacent to Oriole Park at Camden Yards. Orioles owner Peter Angelos has donated \$1,000,000 to make the Camden Station project a reality. The historic train station will feature many displays on the Orioles and Ruth, a full-size theatre, virtual reality exhibits and hands-on children's learning areas, including a discovery room, classrooms and much more. The Museum will continue to maintain the current Babe Ruth Birthplace on Emory Street, with shuttle bus service between both sites.

For museum hours, upcoming exhibits and other information, call the Babe Ruth Birthplace and Museum at 410-727-1539.

## MANAGER AND COACHES



Bullpen Coach, Elrod Hendricks with Boys and Girls Club Clinic participants



## RAYMOND (RAY) ROGER MILLER

MANAGER—#31

**Born:** April 30, 1945

**Opening Day Age:** 53

**Height:** 6'3"

**Weight:** 215

**Batted:** R

**Threw:** R

**Birthplace/Residence:** Born in Takoma Park, MD...Resides in New Athens, OH

**M.L. Service:** In his second season as Oriole manager and his second stint as a big league manager...He was named O's manager on November 11, 1997...Managed the Minnesota Twins for parts of two seasons, 1985-1986, before being replaced by Tom Kelly...Had been a major league pitching coach for 18 seasons with the Orioles (8 years) and the Pirates (10 years)...Played ten years of minor league ball in the San Francisco, Cleveland, and Baltimore systems.

**Contract Status:** Signed thru '99 with a club option for 2000



### PLAYING RECORD

YEAR	CLUB	W	L	ERA	G	GS	CG	SHO	SV	IP	H	R	ER	BB	SO
1964	Lexington-1	9	11	1.87	36	18	7	5	0	159.0	97	64	33	109	195
1965	Salinas-2	0	1	6.00	3	1	0	0	0	6.0	3	4	4	8	5
	Dubuque	7	9	3.76	30	15	7	1	0	122.0	97	66	51	78	147
1966	Pawtucket	0	0	9.00	1	0	0	0	0	2.0	3	2	2	1	2
	Reno	5	7	6.39	24	11	3	0	0	93.0	87	75	66	55	94
1967	Reno	1	3	4.95	34	1	0	0	0	60.0	50	40	33	41	49
1968	Reno	16	8	3.22	29	25	16	3	0	193.0	170	86	69	81	206
1969	Portland	5	11	3.38	45	7	2	0	5	112.0	107	51	42	56	73
1970	Wichita	6	6	3.67	56	1	0	0	7	98.0	94	49	40	46	87
1971	Wichita-3	0	1	2.45	8	0	0	0	0	11.0	12	3	3	5	10
	Rochester	3	2	3.16	44	0	0	0	11	57.0	49	26	20	28	48
1972	Rochester	7	5	3.21	47	0	0	0	7	73.0	66	31	26	38	61
1973	Rochester	1	1	1.38	14	0	0	0	1	26.0	13	8	4	15	15
Minor Lg. Totals		60	65	3.50	371	79	35	9	31	1012.0	848	505	393	561	992

1-Signed as a free agent by San Francisco 1/64

2-Selected by Cleveland from San Francisco on 11/30/64 in minor league draft

3-Acquired by Baltimore from Cleveland on 5/12/71 along with CA Larry Wallin for pitchers Dale Spier and Rich Thorns

### MANAGERIAL RECORD

YEAR	CLUB	LEAGUE	W	L	POS
1985	Minnesota	American	50	50	4th (tie-Western Division)
1986	Minnesota	American	59	80	7th (Western Division)
1998	Baltimore	American	79	83	4th (Eastern Division)
ML Totals			188	213	

### MANAGERIAL/COACHING CAREER

Ray is in his 2nd year as the O's manager...He returned to the Orioles as pitching coach in 1997...He served in that capacity for seven and a half seasons (1978-85)...Ray was named the Orioles 13th manager on November 11, 1997...During his first spell with the Birds, Miller coached two Cy Young Award winners (Mike Flanagan in '79 and Steve Stone in '80) and five different 20-game winners (Flanagan, Stone, Jim Palmer, Scott McGregor and Mike Boddicker)...Left the Orioles when he was named manager of the Minnesota Twins on June 21, 1985...The club went 50-50 under his direction that year and 59-80 in 1986 when he was replaced by Tom Kelly on September 12...Then he spent 10 seasons as the pitching coach of the Pittsburgh Pirates...He was named to the position on October 20, 1986...In 1990, Doug Drabek became the sixth different 20-game winner and third Cy Young Award winner coached by Miller...John Smiley became his seventh 20-game winner in 1991...The Orioles appeared twice in the World Series during Miller's first stay with the Birds, losing to Pittsburgh in 1979 and defeating Philadelphia in 1983...In 18 seasons as a major league pitching coach, Ray's teams have finished first or second ten times...From 1974-77, Miller served the Orioles as a minor league pitching instructor before joining the Birds at the major league level for the '78 campaign...At the end of the 1977 season, former Oriole player and coach, Billy Hunter, then the Texas manager, hired Ray to be his pitching coach...The Milwaukee Brewers then signed George Bamberger as their manager and the Orioles suddenly lost two highly respected pitching minds...Orioles GM Hank Peters then asked the Rangers for permission to talk to Miller about returning to the O's...Permission was granted and Ray returned to Baltimore...Managed and played in Puerto Rico, Venezuela and the Dominican Republic for several winters.

## PLAYING CAREER

Enjoyed a 10-year professional pitching career...Closed out his pro pitching career with a 60-65 record...Originally signed by San Francisco in 1963...Compiled a 1.87 ERA and tossed 7 CG in his first pro season and tossed a no-hitter in '64 in the Western Carolina League...In 1964 he was selected by Cleveland from San Francisco in the minor league draft...Winningest season came in 1968 at Reno when he went 16-8 with a 3.22 ERA in 25 starts with 16 complete games...Acquired by the Orioles in a minor league trade in 1971...Finished playing career in 1973 at Rochester as a player/coach in the Orioles system.

## PERSONAL/MISCELLANEOUS

Married...Wife's name is Judy...One child: Scott (7/6/66)...Grew up in Forestville, MD...Graduated from Suitland HS in Maryland where he earned All-State honors in baseball...Also played soccer and basketball in high school...Has managed winter ball in Venezuela and Puerto Rico as well as in the Florida Instructional League...Served in the First Armored Division of the United States Army...Nicknamed "Rabbit"...It started in 1968 when he was referred to in a newspaper story as "Rapid Raymond" after he had legged out an inside-the-park home run...Over the years the original name was lost in translation and it changed to "rabbit"...This past two off-seasons, Ray returned to Baltimore to take part in the Orioles Winter Caravans and annual FanFest.

### ORIOLES MANAGERS ALL-TIME RECORDS

Luman Harris	1961	17-10	630
Earl Weaver	1968-82/85-86	1,480-1,060	583
Davey Johnson	1996-97	186-138	574
Hank Bauer	1964-68	407-318	561
Joe Altobelli	1983-85	212-167	559
Johnny Oates	1991-94	291-270	519
Billy Hitchcock	1962-63	163-161	503
Phil Regan	1995	71-73	493
Paul Richards	1955-61	517-539	490
Ray Miller	1998-	79-83	488
Frank Robinson	1988-91	230-285	447
Cal Ripken, Sr.	1987-88	68-101	402
Jimmy Dykes	1954	54-100	351

## TERRENCE (TERRY) MICHAEL CROWLEY

HITTING COACH—#48

**Born:** February 16, 1947

**Opening Day Age:** 52

**Height:** 6'0"

**Weight:** 190

**Batted:** L

**Threw:** L

**Birthplace/Residence:** Born in Staten Island, NY...Resides in Hunt Valley, MD

**M.L. Service:** Played for the Orioles for parts of 12 seasons and played in the majors for parts of 15 seasons...Was Baltimore's 11th round selection in 1966 Draft...Played in three World Series.

**Contract Status:** Signed through 2000



### ALL-TIME PINCH-HIT LEADERS

1.	Manny Mota	150	6.	Red Lucas	114
2.	Smoky Burgess	145	7.	Steve Braun	113
3.	Greg Gross	143	8.	Terry Crowley	108
4.	Jose Morales	123		Denny Walling	108
5.	Jerry Lynch	116	10.	Gates Brown	107



PLAYING RECORD YEAR CLUB	AVG	G	AB	R	H	2B	3B	HR	RBI	BB	SO	SB	CS
1966 Miami	.255	19	51	5	13	1	0	0	3	5	3	0	
1967 Miami	.262	135	497	50	130	24	10	3	49	61	51	21	
1968 Elmira	.271	55	181	19	49	6	1	0	22	26	25	7	
Rochester	.262	75	271	37	71	13	3	8	34	35	54	1	
1969 Rochester	.262	132	475	78	134	24	2	28	83	69	61	11	
Baltimore	.333	7	18	2	6	0	0	0	3	1	4	0	
1970 Baltimore	.257	83	152	25	39	5	0	5	20	35	26	2	
1971 Rochester	.282	78	259	56	73	9	4	19	63	52	40	2	
Baltimore	.174	18	23	2	4	0	0	0	1	3	4	0	
1972 Baltimore	.231	97	247	30	57	10	0	11	29	32	26	0	
1973 Baltimore	.206	54	131	16	27	4	0	3	15	16	14	0	
1975 Cincinnati	.240	84	125	11	30	12	0	1	20	10	16	1	
1975 Cincinnati	.268	66	71	8	19	6	0	1	11	7	6	0	
1976 Atlanta	.000	7	6	0	0	0	0	0	1	0	0	0	
Rochester	.261	20	69	4	18	7	0	2	7	9	10	1	
Baltimore	.246	33	61	5	15	1	0	0	5	7	11	0	
1977 Rochester	.308	108	403	69	124	24	2	30	80	42	29	0	
Baltimore	.364	18	22	3	8	1	0	1	9	1	3	0	
1978 Baltimore	.253	62	95	9	24	2	0	0	12	8	12	0	
1979 Baltimore	.317	61	63	8	20	5	1	1	8	14	13	0	
1980 Baltimore	.288	92	233	33	67	8	0	12	50	29	21	0	
1981 Baltimore	.246	68	134	12	33	6	0	4	25	29	12	0	
1982 Baltimore	.237	65	93	8	22	2	0	3	17	21	9	0	
1983 Montreal	.182	50	44	2	8	0	0	0	3	9	4	0	
Minor Lg. Totals	.278	602	2137	314	594	103	22	88	334	290	263	42	
BALTIMORE Totals	.253	658	1272	153	322	44	1	40	194	196	155	2	
American League	.253	658	1272	153	322	44	1	40	194	196	155	2	
National League	.232	207	246	21	57	18	0	2	35	26	26	1	
ML Totals	.250	865	1518	174	379	62	1	42	229	222	181	3	
LCS	AVG	G	AB	R	H	2B	3B	HR	RBI	BB	SO	SB	CS
1970 Minnesota													
1973 Oakland	.000	2	2	0	0	0	0	0	0	0	0	0	
1975 Pittsburgh		1	0	0	0	0	0	0	0	0	0	0	
1979 California	.500	2	2	0	1	0	0	0	1	0	0	0	
Totals	.250	5	4	0	1	0	0	0	1	0	0	0	
WS	AVG	G	AB	R	H	2B	3B	HR	RBI	BB	SO	SB	CS
1970 Cincinnati	.000	1	1	0	0	0	0	0	0	0	0	0	
1975 Boston	.500	2	2	0	1	0	0	0	0	0	1	0	
1979 Pittsburgh	.250	5	4	0	1	1	0	0	2	1	0	0	
Totals	.286	8	7	0	2	1	0	0	2	1	1	0	

Minor League Instructor, Baltimore, 1964; Coach, Baltimore, 1985-88; Minor League Instructor, Boston, 1989-90; Coach, Twins, since 1991.

## MANAGERIAL/COACHING CAREER

Terry was named as the Orioles hitting coach for the second time and signed to a 2-year contract on October 6, 1998...He also served as the Orioles hitting coach from 1985-88 under former managers Joe Altobelli, Earl Weaver, Cal Ripken, Sr., and Frank Robinson...Spent the previous eight seasons as the Minnesota Twins' batting coach...He served as the minor league hitting instructor for the Boston Red Sox in 1989 and 1990...In 1984, Terry was the Orioles' minor league batting instructor.

## PLAYING CAREER

Was selected by the Orioles in the 11th round of the 1966 Draft...He debuted for the Orioles in 1969...In 1973, he became the Orioles first ever designated hitter...Played for the Orioles for parts of 12 seasons (1969-73 and 1976-82)...He batted .250 (379-1518) with 174 RS, 62 2B, 42 HR, and 229 RBI...He appeared in three World Series, two with Baltimore (1970 and 1979) and one with Cincinnati (1975)...Signed with the Montreal Expos as a free agent on May 25, 1983...Terry is tied for 8th all-time with 108 pinch hits...He became only the eighth player to collect 100 pinch-hits...In 1980, had major league career high 67 hits, 12HR and 50 RBI...Terry's major league debut, pinch-hitting came on September 4, 1969 at Detroit against Earl Wilson...On September 13, 1969 vs Cleveland, he singled off Steve Hargan for his first major league hit...Hit his first major league HR off Dave Boswell on May 1, 1970 vs Minnesota...His first career grand slam came as a pinch hitter off Roger Nelson on July 23, 1972 at Kansas City

## PERSONAL/MISCELLANEOUS

Married to the former Janet Boyle...Four Children: Karlene (1/19/64), Terry, Jr. (1/2/68), Jimmy (10/16/69) and Karen (8/29/76)...Nicknamed "Crow"...Terry, Jr., was Baltimore's 8th round pick in June, 1986 free agent draft...His son Jimmy, also an infielder, was Boston's 11th round pick in '91 after being named first team Coaches All-America as junior at Clemson... Attended Long Island University where he was named All-America and All-Met Conference in baseball.

## MARVIS (MARV) EDWIN FOLEY

FIRST BASE COACH—#34

Born: August 29, 1953

Opening Day Age: 45

Height: 6'0"

Weight: 220

Batted: L

Threw: R

Birthplace/Residence: Born in Stanford, KY...Resides in Sarasota, FL

M.L. Service: Played professionally for 12 seasons...Played parts of five seasons in the major leagues with the White Sox (1978-80, '82) and the Rangers ('84).

Contract Status: Signed through 1999



PLAYING RECORD YEAR CLUB	AVG	G	AB	R	H	2B	3B	HR	RBI	BB	SO	SB	CS
1975 Appleton	.308	6	13	1	4	0	0	0	1	1	1	0	-
Knoxville	.293	51	150	22	44	9	0	1	27	24	27	1	-
1976 Knoxville	.251	126	414	44	104	12	2	2	36	41	45	3	-
1977 Appleton	.272	48	162	24	44	6	2	3	21	33	25	8	-
Iowa	.185	10	27	1	5	3	0	1	4	3	5	1	-
Knoxville	.301	66	226	33	68	13	3	6	42	33	28	2	-
1978 Knoxville	.275	103	338	32	93	20	5	1	44	44	37	1	-
Chicago (AL)	.353	11	34	3	12	0	0	0	6	4	6	0	1
1979 Iowa	.280	77	250	32	70	15	1	2	23	23	29	0	-
Chicago (AL)	.247	34	97	6	24	3	0	2	10	7	5	0	0
1980 Glens Falls	.324	21	68	10	22	3	0	1	9	15	9	1	-
Iowa	.211	25	76	20	16	4	0	3	9	17	12	1	-
Chicago (AL)	.212	68	137	14	29	5	0	4	15	9	22	0	0
Edmonton	.296	99	294	48	87	14	2	11	43	48	36	2	-
1981 Chicago (AL)	.111	27	36	1	4	0	0	0	1	6	4	0	0
1983 Denver	.319	78	257	44	82	11	2	10	43	31	35	0	-
1984 Texas	.217	63	115	13	25	2	0	6	19	15	24	0	0
1985 Glens Falls	.248	49	145	18	36	7	0	4	31	36	20	1	-
Buffalo	.218	40	78	15	17	2	1	4	17	22	15	0	-
1986 Birmingham	.303	11	33	1	10	3	0	0	3	8	4	0	-
Buffalo													-
Minor Lg. Totals	.280	860	2654	367	742	129	18	49	377	401	343	21	-
BALTIMORE Totals													-
American League	.224	203	419	37	94	10	0	12	51	41	61	0	1
National League													-
ML Totals	.250	865	1518	174	379	62	1	42	229	222	181	3	-

## COACHING CAREER

1985-86 Player-Coach, Buffalo Bison, American Association, AAA (White Sox)  
1994 Bullpen Coach, Chicago Cubs

## RECORD AS MANAGER

Year	Class	Club	League	W-L	Pct	Pos
1987	A	Peninsula	Carolina	66-74	.471	2nd/2nd
1988	A	Tampa	Florida State	71-59	.546	1st/1st
1989	AAA	Vancouver	Pacific Coast	73-69	.514	1st/5th
1990	AAA	Vancouver	Pacific Coast	74-67	.525	1nd/3rd
1991	AAA	Vancouver	Pacific Coast	24-39	.381	5th
1992	AA	Charlotte	Southern	70-73	.490	3rd/2nd
1993	AAA	Iowa	American Assoc.	85-59	.590	1st
1995	AAA	Rochester	International	73-69	.514	1st
1996	AAA	Rochester	International	72-69	.511	2nd
1997	AAA	Rochester	International	83-58	.569	1st
CAREER TOTALS	(9 years)			691-640	.519	

## MANAGERIAL/COACHING CAREER

Marv is in his first year as a member of the Orioles major league coaching staff...Was named Orioles first base coach on November 12, 1998...Had served as manager at AAA Rochester for the previous four seasons...In 1998 he managed the International League squad in the AAA All-Star Game...In 1997 he guided the Red Wings to the International League crown, becoming the only manager to win championships in each of the three AAA leagues...He won the Pacific Coast League title in 1989 with Vancouver and the American Association championship in 1993 with Iowa...With the merger of the American Association clubs into the other two leagues, the feat may not be repeated...He was named I.L. "Manager of the Year" in '97 by *The Sporting News* and *USA Today Baseball Weekly*...Marv led the Red Wings to two first place finishes and one second place finish in the IL Eastern Division...Foley spent the '94 season as the Chicago Cubs bullpen coach before joining the Orioles organization...Managed seven years in the minors before joining the Cubs' major league staff...Began his coaching career as a player/coach in the White Sox chain in 1985-86 for the Buffalo Bisons...Piloted the Chisox Fall Instructional League team...First full-season managerial duties came in 1987 as



skipper of the Peninsula White Sox...Spent the 1988 season as the manager of the Tampa Tarpons, guiding them to first place finishes in both halves before losing in the playoffs...Was named the league's "Manager of the Year"... Moved to the AAA level in 1989, taking the helm of Vancouver and won the PCL championship in his first season...Returned to Vancouver for 1990 and the start of the '91 season...Moved over to the Cubs organization in 1992 as manager at AA Charlotte, leading the club to the Southern League crown...Promoted to AAA Iowa in '93 where he won the American Association title in his first year, defeating Nashville...For several years Marv has managed winter ball in Puerto Rico, Venezuela and Mexico and in 1993 his team won the Mexican League Championship.

### PLAYING CAREER

The former catcher played 12 seasons of professional ball...He was in the major leagues for parts of five seasons with the Chicago White Sox (1978-80, 1982) and the Texas Rangers (1984)...Was selected by the White Sox in the 17<sup>th</sup> round of the 1975 draft and was signed by Walt Widmeyer...In 203 major league games he batted .224 with 12 HR and 51 RBI and in 860 minor league contests, Marv hit .280 with 49 HR and 377 RBI...Made big league debut with Chicago in 1978, batting .353 (12-34) in 11 games...On 11/21/83 he signed with Texas as a 6-year free agent...Five of his first eight hits for Texas in 1984 were home runs...He went deep in consecutive games vs. Detroit, 4/25-26...In his final major league at-bat, he grounded out to second base for the final out of Mike Witt's perfect game for the California Angels on 9/30/84...Signed with the Tigers on 12/4/84 but never played a game in the Detroit chain...Signed as a free agent with the White Sox on 4/7/85 and served as a player/coach for the final two seasons of his playing career.

### PERSONAL/MISCELLANEOUS

Married to the former Barbara Catalano (11/20/82)...Two daughters: Briana (11) and Stasha (15)...Played baseball at the University of Kentucky where he was named All-Southeastern Conference in 1974 and 1975 and All-South in '75...In 1997, Marv was honored as Rochester's Pro Sports Personality of the Year by the Rochester Press Club...This past off-season Marv visited Baltimore to take part in the annual FanFest.

### ELROD (ELLIE) HENDRICKS

BULLPEN COACH—#44

**Born:** December 22, 1940  
**Opening Day Age:** 58  
**Height:** 6'1" **Weight:** 200  
**Batted:** L **Threw:** R  
**Birthplace/Residence:** Born and raised in St. Thomas, V.I. . . . Resides in Randallstown, MD  
**M.L. Service:** Has spent 38 years in professional baseball including 20 years as a player and 20 years as a coach (includes 2 years as player/coach)  
**Contract Status:** Signed thru '99



### TOP 5 ALL-TIME BEST AND WORST MONTHS

MOST WINS	MOST LOSSES	HIGHEST PCT.	LOWEST PCT.
25 June '66	25 Aug. '64	.917 (11-1) Apr. '66	.043 (1-22) Apr. '88
23 June '79	23 June '87	.793 (23-6) Sept. '74	.179 (5-23) June '87
23 Sept. '74	22 Apr. '88	.793 (23-6) June '79	.219 (7-25) Aug. '54
22 Aug. '60	21 July '54	.788 (25-8) June '66	.222 (6-21) Sept. '87
22 Aug. '68	21 July '55	.778 (21-6) June '69	.286 (8-20) Sept. '66

YEAR	CLUB	AVG	G	AB	R	H	2B	3B	HR	RBI	BB	SO	SB	CS
1959	McCook-1	.235	25	34	6	8	1	0	0	3	13	4	1	--
1960	Williamsville	.235	73	217	36	51	8	1	11	36	28	52	0	0
1961	Out of organized baseball													
1962	Winnipeg-2	.211	69	213	25	45	7	2	3	22	27	36	3	--
1963	Winnipeg	.280	22	50	10	14	0	0	3	12	8	6	2	0
1964	Jalisco-3	.292	67	202	43	59	8	4	10	45	48	38	3	0
1965	Jalisco	.285	128	411	100	117	14	8	35	98	102	85	4	2
1966	Jalisco	.301	122	386	78	116	19	2	23	87	107	55	6	6
	El Paso	.268	18	56	6	15	2	0	3	12	7	14	0	0
1967	Jalisco	.316	131	434	124	137	18	4	41	112	94	60	11	1
	SEATTLE-4,5	.222	13	36	3	8	1	0	2	4	2	12	0	0
1968	BALTIMORE	.202	79	183	19	37	8	1	7	23	19	51	0	0
1969	BALTIMORE	.244	105	295	36	72	5	0	12	38	39	44	0	1
1970	BALTIMORE	.242	106	322	32	78	9	0	12	41	33	44	1	0
1971	BALTIMORE	.250	101	316	33	79	14	1	9	42	39	38	0	0
1972	BALTIMORE	.155	33	84	6	13	4	0	0	4	12	19	0	1
	CHICAGO (NL)-6	.116	17	43	7	5	1	0	2	6	13	8	0	1
1973	BALTIMORE-7	.178	41	101	9	18	5	1	3	15	10	22	0	0
1974	BALTIMORE	.208	66	159	18	33	8	2	3	8	17	25	0	0
1975	BALTIMORE	.215	85	223	32	48	8	2	8	38	34	40	0	1
1976	Bal-NYY-8	.174	54	132	8	23	2	0	4	9	10	23	0	1
1977	NEW YORK(AL)	.273	10	11	1	3	1	0	1	3	0	2	0	0
	Syracuse	.281	56	135	30	38	9	0	11	37	21	16	0	0
1978	BALTIMORE-9	.333	13	18	4	6	1	0	1	1	3	3	0	0
1979	BALTIMORE	.000	1	1	0	0	0	0	0	0	0	0	0	0
Minor Lg. Totals		.300	711	2003	458	600	86	21	140	464	455	366	30	9
BALTIMORE Totals		.222	658	1781	191	395	63	7	56	214	214	299	1	4
American League		.222	694	1845	198	410	65	7	60	222	216	311	1	4
National League		.116	17	43	7	5	1	0	2	6	13	8	0	1
ML Totals		.220	711	1888	205	415	66	7	62	228	229	319	1	5
LCS		AVG	G	AB	R	H	2B	3B	HR	RBI	BB	SO	SB	CS
1969	Bal vs Min	.250	3	8	2	2	2	0	0	3	1	2	0	0
1970	Bal vs Min	.400	1	5	2	2	0	0	0	0	0	1	0	0
1971	Bal vs Oak	.500	2	4	1	2	0	0	1	2	1	1	0	0
1974	Bal vs Oak	.167	3	6	1	1	0	0	0	0	1	3	0	0
1976	NYY vs KC	1.000	1	1	0	1	0	0	0	0	0	0	0	0
Total		.333	10	24	6	8	2	0	1	5	3	7	0	0
WORLD SERIES		AVG	G	AB	R	H	2B	3B	HR	RBI	BB	SO	SB	CS
1969	Bal vs NY	.100	3	10	1	1	0	0	0	0	0	1	0	0
1970	Bal vs Cin	.364	3	11	1	4	1	0	1	4	1	2	0	0
1971	Bal vs Pitt	.263	6	19	3	5	1	0	0	1	3	3	0	0
1976	NYY vs Cin	.000	2	2	0	0	0	0	0	0	0	0	0	0
Total		.238	14	42	5	10	2	0	1	5	5	5	0	0

1-Signed as a free agent by Milwaukee Braves 6/59

2-Signed as a free agent by Tulsa (St. Louis organization) on 11/21/61

3-Signed with Jalisco of Mexican League following release by St. Louis on 6/13/63

4-Signed as a free agent by California on 1/67 and assigned to AAA Seattle

5-Contract selected for \$25,000 in major league draft from Seattle roster (Angels) on 11/28/67

6-Sent to Chicago Cubs on 8/18/72 in straight waiver deal for outfielder Tommy Davis

7-Reacquired from Cubs on 10/30/72 in exchange for catcher Francisco Estrada

8-Traded to New York on 6/15/76 along with pitchers Ken Holtzman, Doyle Alexander, Grant Jackson, and Jimmy Freeman

(assigned from Rochester to Syracuse) in deal for pitchers Tippy Martinez, Rudy May, Dave Pagan, and Scott McGregor (assigned from Syracuse to Rochester) and catcher Rick Dempsey

9-Agreed to terms with Baltimore as free agent in Nov '77

### ORIOLES LONGEVITY

Ellie will open the season in an Orioles uniform a club record 31st time this year (Brooks Robinson had 21)...This is his 22nd straight season as bullpen coach, another O's record...Since '68 when he first joined the club as a catcher, Ellie has been with the Orioles for all but 1 1/2 of 31 seasons...Played for the Cubs during the last 6 weeks of '72 (Tommy Davis deal) before returning to Baltimore over the winter...Then he logged 1 1/2 years in the Yankees organization from June '76 through the '77 season, before rejoining the O's.

### COACHING CAREER

Initially named as bullpen coach in '77 during Earl Weaver's first tour of duty...Served as player/coach twice...In '78 he was activated to replace Gary Roenicke and batted .333 in 13 games...Also made sole career pitching appearance (6/26) during 24-10 pasting in Toronto...Recorded 2.1 scoreless innings and allowed no runs, one hit and one walk...In '79 he was activated when rosters expanded to 40...Made one appearance, his last in the majors at Detroit (9/19), and went 0-for-1...He twice substituted as manager for Frank Robinson (back problems) in '88 and compiled a 4-11 mark.

### PLAYING CAREER

Spent 12 seasons in the major leagues including 10 1/2 with the Orioles...Played in more than 100 games in each of the O's AL pennant-winning seasons of '69-'70-'71...Platooned at catcher with right-handed hitting Andy Etchebarren from '68-'71...Batted .364 (4-11) against the Reds with a home run and double to



contribute significantly to O's wins at Cincinnati in Games 1 and 2 (a WS the O's went on to win in 5 games)...He compiled a .273 (18-66) average in 24 post-season games for the O's and Yankees (comprising five League Championship Series and four World Series)...His career fielding percentage was .990 with 41 percent baserunners thrown out...Orioles drafted him from the Angels AAA Seattle affiliate in '67 (he had played for Weaver in Puerto Rico previously)...Played 8 seasons in the minors including four years at Jalisco in the Mexican League (AAA) where he hit 109 homers in four seasons and became known as the Babe Ruth of Mexico...Had his best minor league season there in '67, when he led the league in homers (41) and was second in RBI (112).

### PERSONAL/MISCELLANEOUS

He and his wife, Merle, were married January 14, 1970 and are the parents of two sons: Ryan (8/3/72) and Ian Christopher (11/28/76)...Ryan played in the Orioles farm system...They have lived in the Randallstown area, near Baltimore, since '70...Ellie has four children by a previous marriage: Abigail (7/13/62), Elrod Jr. (4/7/64), Elroy (10/1/65) and Berecia (8/25/67)...One of the most popular personalities ever to wear an Orioles uniform...Has operated two 3-week baseball camps for youngsters the past 15 summers at McDonough School in Owings Mills...In '92, the Orioles created an organization award in his name for players whose level of community involvement was worthy of special recognition...Chosen Man of the Year by the Oriole Advocates in '89...Received the first Jack Dunn Memorial Service Award, named after the late Orioles executive, in January '88 and presented annually at the Tops in Sports banquet...Selected Special Olympics Man of the Year in '87 and Man of the Year by the Baltimore Chapter of the National Conference of Christians and Jews in '83...Serves as the Orioles primary public speaker and community representative each off-season. Elrod Hendricks has funded Little League Baseball Camps for over 20 years offering instruction to children (Calvin Pickering is a graduate of these camps)...This past off-season Ellie took part in the Orioles Winter Caravans and annual FanFest.

### BRUCE KISON

PITCHING COACH—#54

**Born:** February 18, 1950

**Opening Day Age:** 49

**Height:** 6'5"

**Weight:** 205

**Batted:** R

**Threw:** R

**Birthplace/Residence:** Born in Pasco, WA...Resides in Bradenton, FL

**M.L. Service:** His major league pitching career spanned 15 seasons with the Pittsburgh Pirates, California Angels and Boston Red Sox...Appeared in five League Championship Series and is 4-0 with a 1.21 ERA in LCS games.

**Contract Status:** Signed through 1999



#### PLAYING RECORD

YEAR	CLUB	W	L	ERA	G	GS	CG	SV	SHO	IP	H	R	ER	BB	SO
1968	Bradenton	2	1	2.25	10	1	0	0	0	24.0	24	9	6	6	9
1969	Geneva	5	2	3.16	13	13	4	0	0	94.0	84	48	33	39	77
1970	Salem	3	1	0.82	5	4	2	0	0	33.0	17	5	3	7	26
	Waterbury	10	4	2.28	19	19	10	0	0	130.0	93	42	33	54	82
1971	Charleston	10	1	2.86	12	12	5	0	0	85.0	53	29	27	38	57
	PITTSBURGH	6	5	3.41	18	13	2	0	1	95.0	93	40	36	36	60
1972	PITTSBURGH	9	7	3.26	32	18	6	3	1	152.0	123	61	55	69	102
1973	Charleston	8	6	3.95	20	20	4	0	0	114.0	94	59	50	82	70
	PITTSBURGH	3	0	3.07	7	7	0	0	0	43.2	36	17	15	24	26
1974	PITTSBURGH	9	8	3.49	40	16	1	2	0	129.0	123	64	50	57	71
1975	PITTSBURGH	12	11	3.23	33	29	6	0	0	192.0	160	89	69	92	69
1976	PITTSBURGH	14	9	3.08	31	29	6	1	1	193.0	180	83	66	52	96
1977	PITTSBURGH	9	10	4.90	33	32	3	0	1	193.0	209	113	105	55	122
1978	PITTSBURGH	6	6	3.19	28	11	0	0	0	96.0	81	40	34	39	62
1979	PITTSBURGH	13	7	3.19	33	25	3	0	1	172.0	157	70	61	45	105
1980	CALIFORNIA	3	6	4.93	13	13	2	0	1	73.0	73	46	40	32	28
1981	CALIFORNIA	1	1	3.48	11	4	0	0	0	44.0	40	18	17	14	19
1982	CALIFORNIA	10	5	3.17	33	16	3	1	1	142.0	120	54	50	44	86
1983	CALIFORNIA	11	5	4.05	26	17	4	2	1	126.2	128	59	57	43	83
1984	CALIFORNIA	4	5	5.37	20	7	0	2	0	65.1	72	42	39	28	66
1985	BOSTON	5	3	4.11	22	9	0	1	0	92.0	98	43	42	32	56
Minor Lg. Totals		44	20	2.94	97	82	27	0	8	575.0	458	232	188	262	381
BALTIMORE Totals		-	-	-	-	-	-	-	-	-	-	-	-	-	-
American League		34	25	4.06	125	66	9	6	3	543.0	531	262	245	193	338
National League		81	63	3.49	255	180	27	6	5	1265.2	1162	577	491	469	735
ML Totals		115	88	3.66	380	246	36	12	8	1808.2	1693	839	736	662	1073

24

LCS	W	L	ERA	G	GS	CG	SHO	SV	IP	H	R	ER	BB	SO
1971 Pitt vs SF	1	0	0.00	1	0	0	0	0	4.2	2	0	0	2	3
1972 Pitt vs Cinn	1	0	0.00	2	0	0	0	0	2.1	1	0	0	0	3
1974 Pitt vs LA	1	0	0.00	1	1	0	0	0	6.2	2	0	0	6	5
1975 Pitt vs Cinn	0	0	4.50	1	0	0	0	0	2.0	2	1	1	1	1
1982 Cal vs Mil	1	0	1.93	2	2	1	0	0	14.0	8	4	3	3	12
Totals	4	0	1.21	7	3	1	0	0	29.2	15	5	4	12	24

WS	W	L	ERA	G	GS	CG	SHO	SV	IP	H	R	ER	BB	SO
1971 Pitt vs Bal	1	0	0.00	2	0	0	0	0	6.1	1	0	0	2	3
1979 Pitt vs Bal	0	1	108.00	1	1	0	0	0	0.1	3	5	4	2	0
Totals	1	1	5.40	3	1	0	0	0	6.2	4	5	4	4	3

### MANAGERIAL/COACHING CAREER

Bruce is in his first season as the Orioles pitching coach...He was named to the position on November 12, 1998...He had spent the previous seven seasons as a coach for the Kansas City Royals...Was the Royals bullpen coach for the 1992 and '93 seasons before taking over the pitching coach duties in 1994...His coaching career started in 1987 when he served as the Pittsburgh Pirates minor league pitching instructor for five years, through 1991.

### PLAYING CAREER

His major league pitching career spanned 15 seasons: 9 with the Pittsburgh Pirates, 5 with the California Angels and his final season with the Boston Red Sox...He burst on the scene as a 21-year old rookie in 1971, winning six games for the World Champion Pirates...He tossed 4.2 scoreless relief innings in the pennant clincher, then threw 6.1 shutout frames in Game 4 of the World Series vs. the Orioles...Was on the winning Pittsburgh club in two World Series: 1971 and 1979, both against the Orioles...Was the winning pitcher in the first WS night game on 10/13/71 vs. Baltimore...Won 115 games in the major leagues...His best season came in 1976 when he went 14-9 with a 3.08 ERA in 31 games for the Pirates.

### PERSONAL/MISCELLANEOUS

Married to the former Anna Marie Orlando...Two children: Jennifer (10/17/71) and Robert (5/11/77)...Bruce was the Pirates 14<sup>th</sup> round selection in the 1968 June draft...He graduated from Pasco (WA) High School...He pitched three no-hitters, two consecutively, as a senior...He attended Manatee Junior College and Central Washington State College.

### ORIOLES PITCHING COACHES

Coach	Dates	Years	Coach	Dates	Years
Harry Brecheen	1954-1967	14	Al Jackson	1989-1991	3
George Bamberger	1968-1977	10	Dick Bosman	1992-1994	3
Ray Miller	1978-1985, 1997	8 1/2	Pat Dobson	1996	1
Ken Rowe	1985-1986	1 1/2	Mike Flanagan	1995, 1998	2
Mark Wiley	1987	1	Bruce Kison	1999-	0
Herm Starrette	1988	1			

### EDDIE MURRAY

BENCH COACH—#33

**Born:** February 24, 1956

**Opening Day Age:** 43

**Height:** 6'5"

**Weight:** 235

**Batted:** S **Threw:** R

**Birthplace/Residence:** Born and still resides in Los Angeles, CA

**M.L. Service:** The future Hall of Famer played 21 seasons in the major leagues, 12 1/2 of those with the Orioles...He is one of only three players with 500 home runs and 3,000 hits, joining Aaron and Mays, and he is the all-time RBI leader among switch hitters.

**Contract Status:** Signed thru '99



25



YEAR/CLUB	AVG	G	AB	R	H	2B	3B	HR	RBI	BB	SO	SB
1973 Bluefield-1	.287	50	188	34	54	6	0	11	32	19	46	6
1974 Miami	.289	131	460	64	133	29	7	12	63	58	85	4
Asheville	.286	2	7	1	2	2	0	0	2	1	1	0
1975 Asheville	.264	124	436	66	115	13	5	17	68	53	79	7
1976 Charlotte	.298	88	299	46	89	15	2	12	46	43	41	11
Rochester	.274	54	168	35	46	6	2	11	40	34	27	3
1977 BALTIMORE	.283	160	611	81	173	29	2	27	88	48	104	0
1978 BALTIMORE	.285	161	610	85	174	32	3	27	95	70	97	6
1979 BALTIMORE	.295	159	606	90	179	30	2	25	99	72	78	10
1980 BALTIMORE	.300	158	621	100	186	36	2	32	116	54	71	7
1981 BALTIMORE	.294	99	378	57	111	21	2	22	78	40	43	2
1982 BALTIMORE	.316	151	550	87	174	30	1	32	110	71	82	7
1983 BALTIMORE	.306	156	582	115	178	30	3	33	111	86	90	5
1984 BALTIMORE	.306	162	588	97	180	26	3	29	110	107	87	10
1985 BALTIMORE	.297	156	583	111	173	37	1	31	124	84	68	5
1986 BALTIMORE	.305	137	495	61	151	25	1	17	84	78	49	3
1987 BALTIMORE	.277	160	618	89	171	28	3	30	91	73	80	1
1988 BALTIMORE	.287	161	603	75	171	27	2	28	84	75	78	5
1989 LOS ANGELES-2	.247	160	594	66	147	29	1	20	88	87	85	7
1990 LOS ANGELES	.330	155	558	96	184	22	3	26	95	82	64	8
1991 LOS ANGELES	.260	153	576	69	150	23	1	19	96	55	74	10
1992 NEW YORK(NL)-3	.261	156	551	64	144	37	2	16	93	66	74	4
1993 NEW YORK(NL)	.285	154	610	77	174	28	1	27	100	40	61	2
1994 CLEVELAND-4	.254	108	433	57	110	21	1	17	76	31	53	8
1995 CLEVELAND	.323	113	436	68	141	21	0	21	82	39	65	5
1996 CLEVELAND	.262	88	336	33	88	9	1	12	45	34	45	3
BALTIMORE-5	.257	64	230	36	59	12	0	10	34	27	42	1
1997 ANAHEIM-6	.219	46	160	13	35	7	0	3	15	13	24	1
Lake Elsinore-7	.500	2	8	1	4	0	0	1	2	0	0	0
Albuquerque	.308	9	26	4	8	1	0	2	9	3	3	0
LOS ANGELES	.286	9	7	0	2	0	0	0	3	2	2	0
Minor Lg. Totals	.283	442	1592	251	451	72	16	66	262	211	282	31
BALTIMORE Totals	.294	1884	7075	994	2080	363	25	343	1224	885	969	69
American League	.290	2239	8440	1165	2454	421	27	396	1442	1002	1156	79
National League	.277	787	2896	462	801	139	8	108	475	331	360	31
ML Totals	.287	3026	11336	1627	3255	560	35	504	1917	1333	1516	110

- 1-Selected by the Orioles in the 3rd round of the June 1993 free agent draft.  
2-Acquired by Los Angeles for Brian Holton, Ken Howell, and Juan Bell on December 4, 1988.  
3-Signed as a free agent by the New York Mets on November 27, 1991.  
4-Signed by the Cleveland Indians as a free agent on December 2, 1993.  
5-Acquired by the Orioles from Cleveland for LHP Kent Mercker on July 21, 1996.  
6-Signed by the Anaheim Angels as a free agent on December 18, 1996.  
7-Signed to a minor league contract by the Los Angeles Dodgers on August 20, 1997.

DIVISION/SERIES	AVG	G	AB	R	H	2B	3B	HR	RBI	BB	SO	SB
1995 Cle vs Bos	.385	3	13	3	5	0	1	1	3	2	1	0
1996 Bal vs Cle	.400	4	15	1	6	1	0	0	1	3	4	1
Totals	.393	7	28	4	11	1	1	1	4	5	5	1

LCS	AVG	G	AB	R	H	2B	3B	HR	RBI	BB	SO	SB
1979 Bal vs Cal	.417	4	12	3	5	0	0	1	5	5	2	0
1983 Bal vs Cws	.267	4	15	5	4	0	0	1	3	3	3	1
1995 Cle vs Sea	.250	6	24	2	6	1	0	1	3	3	2	0
1996 Bal vs NYY	.267	5	15	1	4	0	0	1	2	2	2	0
Totals	.288	19	66	11	19	1	0	4	13	13	9	1

WORLD SERIES	AVG	G	AB	R	H	2B	3B	HR	RBI	BB	SO	SB
1979 Bal vs Pitt	.154	7	26	3	4	1	0	1	2	4	4	1
1983 Bal vs Phi	.250	5	20	2	5	0	0	2	3	1	4	0
1995 Cle vs Atl	.105	6	19	1	2	0	0	1	3	5	4	0
Totals	.169	18	65	6	11	1	0	4	8	10	12	1

ALL-STAR	AVG	G	AB	R	H	2B	3B	HR	RBI	BB	SO	SB
1978 Bal at SD												
1981 Bal at Cle	.000	1	2	0	0	0	0	0	0	0	0	0
1982 Bal at Mon	.000	1	1	0	0	0	0	0	0	1	0	0
1983 Bal at Cws (AL)	.000	1	2	0	0	0	0	0	0	0	0	0
1984 Bal at SF	.500	1	2	0	1	1	0	0	0	0	1	0
1985 Bal at Minn	.000	1	3	0	0	0	0	0	0	0	0	0
1986 Bal at Hou												
1991 LA at Tor	.000	1	1	0	0	0	0	0	0	0	1	0
Totals	.091	6	11	0	1	1	0	0	0	1	2	0

## MANAGERIAL/COACHING CAREER

Eddie is in his 2nd season as the Orioles bench coach...He effectively retired as an active player when he was named a coach on November 24, 1997.

## PLAYING CAREER

Eddie completed his 21st and final major league season in 1997, playing with the Angels and Dodgers...In 1996, he returned to the Orioles, helping lead them to the post-season and becoming the 15th player to reach the 500 home run plateau...He joined Hank Aaron and Willie Mays as the only players with 500 homers and 3,000 hits...He smacked home run # 500 on September 6, 1996 at Camden Yards off Detroit's Felipe Lira...Eddie spent the first 12 years of his Hall-of-Fame career with the O's and ranks 2nd, 3rd, or 4th in virtually every Orioles career offensive category...A model of consistency, he drove in at least

75 RBI in each of his 1st 20 major league seasons, and has more RBI than any switch-hitter in history...He is one of only 20 players with 3,000 hits and ranks 13th all-time in RBI...He and Pete Rose are the only switch-hitters to collect 3,000 hits and he is 2nd in ML history to Lou Gehrig with 19 career grand slams...He has been named to 8 All-Star teams, 7 as an Oriole, and has batted .300 or better 7 times, including 5 times as an Oriole...He won the Orioles' "triple crown" 5 times, leading the club in average, homers and RBI in the same season...Eddie broke in as the A.L. Rookie of the Year in 1977...He was named Most Valuable Oriole 7 times (twice sharing the award with Cal)...A 3-time Gold Glove winner, he holds the major league record for games played and career assists by a 1st baseman...He played at least 150 games in 16 seasons, second behind Cal Ripken and Pete Rose (17 seasons).

## PERSONAL/MISCELLANEOUS

He lives with his wife, Janice, and their daughters, Jordan and Jessica, in his hometown of Los Angeles...On 6/7/98 the Orioles honored Eddie on Eddie Murray Day...During the ceremony, his uniform #33 was appropriately retired and the team presented him with a 1998 Corvette.

## ED-DIE, ED-DIE

In pre-game ceremonies on June 7, the Orioles officially retired Eddie Murray's uniform number. His "33" joined numbers 4 (Earl Weaver), 5 (Brooks Robinson), 20 (Frank Robinson) and 22 (Jim Palmer) in the club's home for retired numbers.

## SAMUEL (SAM) BENEDICT PERLOZZO

THIRD BASE COACH—#2

Born: March 4, 1951

Opening Day Age: 48

Height: 5'9"

Weight: 175

Batted: R

Threw: R

Birthplace/Residence: Born and resides in Cumberland, MD

M.L. Service: Had a nine-year professional playing career as an infielder with some time at the major league level with Minnesota and San Diego...Managed five seasons in the Mets system...Is in 13th season as big league third base coach, 4th with Orioles

Contract Status: Signed thru '99



PLAYING RECORD		AVG	G	AB	R	H	2B	3B	HR	RBI	BB	SO	SB
YEAR	CLUB												
1973	Ft. Lauderdale-1	.206	121	379	50	78	5	3	1	21	61	29	23
1974	Dubuque	.269	121	420	55	113	8	1	0	27	69	29	23
1975	Reno	.262	134	531	99	139	17	5	2	63	63	42	40
1976	Orlando	.270	126	456	48	123	18	1	0	51	40	25	10
1977	Tacoma	.310	102	355	68	110	15	2	0	26	45	18	19
	MINNESOTA	.292	10	24	6	7	0	2	0	0	2	3	0
1978	Toledo	.244	138	475	80	116	20	3	4	34	62	30	16
1979	Hawaii-2	.301	143	532	81	160	23	6	4	51	74	39	39
	SAN DIEGO	.000	2	0	0	0	0	0	0	0	1	0	0
1980	Yakult-3	.281	-	-	-	-	-	15	43	-	-	-	-
1981	Tidewater-4	.207	33	82	10	17	0	0	1	4	9	9	2
Minor Lg. Totals		.265	918	3230	491	856	106	21	12	277	423	221	172
BALTIMORE Totals		-	-	-	-	-	-	-	-	-	-	-	-
	American League	.292	10	24	6	7	0	2	0	0	2	3	0
	National League	.000	2	0	0	0	0	0	0	0	1	0	0
ML Totals		.269	12	26	6	7	0	2	0	0	3	3	0

- 1-Signed by Minnesota as a free agent on 8/15/72.  
2-Signed by San Diego Padres organization 4/7/79.  
3-Sold to Yakult Swallows of Japanese Central League on 1/30/80.  
4-Signed as a player-coach with Tidewater (New York Mets) 1/81.

## MANAGERIAL RECORD

YEAR	LEAGUE	W	L	PCT	POS
1982	Little Falls—NYP	38	38	.500	3rd
1983	Lynchburg—Car	96	43	.691	1st
1984	Jackson—Tex	83	53	.610	1st
1985	Jackson—Tex	73	63	.537	1st
1986	Tidewater—Int	74	66	.529	4th
Totals		364	263	.581	



## MANAGERIAL/COACHING CAREER

Sam is in his fourth season as a member of the Orioles coaching staff...He was named to the Orioles staff on January 5, 1996...In addition to coaching third base, Sam is responsible for baserunning, infield instruction and coordination of spring training...This is his 13th season as a major league third base coach...Six seasons before joining the O's were spent with Lou Piniella in Cincinnati and Seattle...Began his coaching career as a manager in the New York Mets farm system in 1982...In five seasons with the Mets he won three league championships and never had a losing record...Won the Carolina League title with Lynchburg in 1983 and was the league's "Manager of the Year"...Promoted to Jackson in '84 and won the Texas League crown with an overall record of 83-53...Named Baseball America's minor league "Manager of the Year"...Captured his third straight championship with Jackson in 1985...Promoted to AAA Tidewater in 1986 and led the club to a 74-66 mark...Finished managerial career with 364-263 (.581) record in five seasons...Became a major league third base coach in '87 with the Mets, a position he held through the 1989 season...Joined the Reds in 1990 and was their third base coach for three years before going to the Mariners for three seasons ('93-'95).

## PLAYING CAREER

Originally signed as a free agent by the Minnesota Twins organization on August 15, 1972...Began his professional career with Ft. Lauderdale in 1973 and led Florida State League shortstops in fielding...Played the 1977 season at Tacoma and hit a career-high .310 in 102 games...Was promoted to Minnesota in September and batted .292 in 10 games with the Twins...Moved on to the San Diego Padres organization in 1979...Spent most of the year with Hawaii but did play two games for the Padres...Spent the 1980 season with the Yakult Swallows of Japan's Central League and smacked a career-high 15 home runs...Concluded his playing career at Tidewater in 1981...During his nine-year playing career, Sam was a five-time fielding champion.

## PERSONAL/MISCELLANEOUS

Married to the former Beth Dial (1/20/96)...Two Children: Mia (12/13/78) and Eric (9/7/84)...Graduated from George Washington University in 1973 with a Bachelor of Science degree in physical education...Was MVP of his college baseball team as a junior and was elected to the school's sports Hall of Fame in 1986...The past two off-seasons he participated in the Orioles annual FanFest and in 1997 was honored at the "Dapper Dan" banquet in his hometown.

## BEHIND THE SCENES

### RICHARD BANCELLS MS, ATC HEAD ATHLETIC TRAINER

**Born:** November 11, 1955

This is Richie's 12th season as the O's head athletic trainer, his 16th with the big league club and his 23rd in the Orioles organization. Before coming to Baltimore, he served four years (1980-83) at Rochester as the Red Wings' trainer/road secretary. During that time, he also assisted his predecessor, the late Ralph Salvon, during the Orioles spring training camp in Miami.

Richie joined the Baltimore organization in 1977 as assistant trainer for the Miami Orioles (Class A, Florida State League)...He served as head trainer for the Bluefield Orioles (Appalachian Rookie League) in 1978-79 before moving up to Rochester in 1980.

A native of Key West, FL, Richie graduated from Miami's Biscayne College (now St. Thomas University) in 1978 and earned an M.S. degree in physical education from Eastern Kentucky University in Richmond, KY, in 1981...He is certified by the National Athletic Trainers Association (NATA) and currently serves as treasurer for the Professional Baseball Athletic Trainers Society. In the winter of '96, Richie was invited to Japan to speak to a group of Japanese trainers and physicians.



He and his wife, Carol, were married June 10, 1978...They have 3 children: Christopher (7/8/80), Andrea (8/19/85) and Timothy (2/8/92)...Carol earned a degree in theology and education from Biscayne College...In his spare time, Richie enjoys fishing...The Bancells live in Bel Air, MD.

## HONORED

This past off-season, Richie and Brian were honored as Distinguished Alumni by Eastern Kentucky University.

### BRIAN EBEL ASSISTANT ATHLETIC TRAINER

**Born:** December 26, 1965

Brian is in his 3rd season as the Orioles Assistant Trainer...Brian was named to his current position on October 30, 1996.

This is Brian's 15th season as a member of the Orioles system's training staff. The Eastern Kentucky University graduate began his training career in Bluefield in 1985 at the age of 19, serving as the head trainer for the Orioles rookie league farm club during summer breaks from college.



He moved up to Class A Erie in 1988 and then served three seasons as trainer of the Orioles then AA affiliate in Hagerstown before being promoted to the post of minor league medical coordinator where he served since 1992.

Prior to being named to his current position, Brian assisted the Orioles spring training camp for four seasons and also was the trainer for the Scottsdale Scorpions of the Arizona Fall League in 1994 and the St. Petersburg Pelicans of the Senior Professional Baseball Association in 1989 and '90.

Ebel is certified by the National Athletic Trainers Association and is an active member of the American College of Sports Medicine.

The Wilmington, OH native grew up in Versailles, IN. He and his wife Nancy were married on October 26, 1991. The have two sons: Brady (10/4/93) and Brett (8/9/96)...Brian's hobbies include playing golf and model railroading.

### TIM BISHOP STRENGTH AND CONDITIONING COACH

**Born:** November 9, 1964

Tim is in his 7th year with the Orioles and his 9th in the organization. Prior to joining the Orioles in 1993, he was an on-field coach and conditioning coach with Frederick (Class A, Carolina League) in 1991 and the O's minor league conditioning coordinator in 1992. He also assisted the Orioles in spring training those two years.

Tim graduated from East Stroudsburg (PA) University in 1986 with a BS degree in exercise physiology. He earned a master's degree from West Chester (PA) University. He played four years of football and baseball at ESU and after graduating, signed a professional football contract with the St. Louis Cardinals as a wide receiver. He was released by the Cardinals but signed a professional baseball contract with the New York Yankees and played two seasons in their minor league system. In 1987-88, he played outfield at Oneonta, Prince William and Ft. Lauderdale. While at Prince William, he was a teammate of Orioles pitcher Alan Mills. His playing career ended when he was hit by a pitch and broke his arm.

Tim is a member of the National Strength and Conditioning Association (NSCA) and was elected a member of the Maryland Council on Physical Fitness. He





has been a fitness consultant and personal trainer for the past seven off-seasons and he serves as the Executive Program Director for Ripken Sports Acceleration Center in Baltimore.

A native of Souderton, PA, Tim and his wife, Amy, who were married on December 5, 1998, reside in Baltimore.

### PAUL ZWASKA HEAD GROUNDSKEEPER

**Born:** August 12, 1960

Paul is in his 8th season as the Orioles Head Groundskeeper. He was named to the position in February of 1991 when Pat Santarone retired.

He has been in the groundskeeping industry since 1978 and has gained experience in athletic field, golf, and institutional groundskeeping. He served as an intern under the late Head Groundskeeper Harry Gill of the Milwaukee Brewers in the summer of 1983.



His career with the Orioles began in January of 1985 as the Assistant Head Groundskeeper to Santarone. After being promoted to his current position, Paul became involved in the design and construction of the playing field at Oriole Park at Camden Yards.

Instead of planting tomatoes at Camden Yards, a legendary annual contest between Santarone and Hall of Fame Manager Earl Weaver, Paul grew ivy on the batters eye wall in centerfield. The ivy is strikingly similar to that of Chicago's Wrigley Field which served as Zwaska's boyhood inspiration in his desire to become a Major League groundskeeper.

Upon graduation from West High School in Madison, WI in 1978, Paul attended the University of Wisconsin. He earned a Bachelor of Science degree from Wisconsin in May of 1984 in Soil Science with a specialty in Turf and Grounds Management.

Paul married the former Patricia A. Curd in March of 1988. They reside in Timonium with their daughter Melissa and son Eric. His hobbies include meteorology, music from the 60's and playing the drums.

### SAM SNIDER BULLPEN CATCHER

**Born:** May 24, 1959

Sam is in his 13th full season as the Orioles Bullpen Catcher and his 18th season overall. He served in the role on a part-time basis from 1980-86 before becoming the full-time catcher in the pen in 1987.

Sam attended Hagerstown (MD) Junior College for two years, where he was honored as a scholar-athlete, and Saint Leo's College in Florida for two years. He played baseball at both schools and was both an outfielder and a left-handed pitcher. While there he was scouted by the late Orioles scout Dick Bowie.



Snider was raised in Chambersburg, PA, home of former major leaguers Nellie Fox and Tom Brookens. Sam attended Chambersburg High School where he played baseball and football and was named to the All-County football team as a placekicker.

Snider lists his biggest professional thrills as being present at Cal Ripken, Jr.'s record-setting 2,131st consecutive game, the All-Star Game at Oriole Park at

Camden Yards in 1993 and being a part of the 1996 and 1997 Orioles teams that advanced to the A.L.C.S.

For the last eight years Snider has spent the off-season serving as a Deputy Sheriff for the Franklin County (PA) Sheriff's Department. His hobbies include golf and hunting...Sam is married to the former Kristy Higgins...They have one daughter: Samantha Mary (6/2/98).

### RUDY ARIAS BATTING PRACTICE PITCHER

**Born:** June 22, 1956

Rudy begins his 3rd season with the Orioles. In addition to pitching batting practice, the former minor league catcher also charts pitches during home games and operates the radar gun that gives fans the type and speed of each pitch. Before joining the Orioles, Rudy served as bullpen catcher for the New York Yankees from 1993 to 1996.



A native of Santa Clara, Cuba, Arias grew up in Miami. He was drafted by the Seattle Mariners in the 1st round (secondary phase) in 1977 and spent four years in their farm system. In his first pro season, with Rookie level Bellingham (WA), he was named catcher on the Northwest League All-Star team. He spent the next two seasons in the Class A California League, with Stockton and San Jose. His career stalled when he was hit by a ball and suffered a broken jaw in 1980, and the Mariners assigned his contract to Vera Cruz of the Mexican League, where he played in 1981-82. He later played in both Columbia and Mexico, including a two-year stint as manager of the Monteria club in the Columbian Winter League.

His father, Rudy Arias Sr., pitched professionally for 17 years and went 2-0 in 34 games for the American League champion Chicago White Sox in 1959.

Rudy and his wife, Hilda, were married December 6, 1982. They have two sons, Louis (9/27/83) and Alex (8/30/88) and live in Miami.

### JIM TYLER ORIOLES CLUBHOUSE MANAGER

**Born:** July 4, 1948

Jim Tyler begins his 38th year working for the Orioles. He became the home team's equipment and clubhouse manager in 1979 after serving 7 years as the visiting clubhouse manager. He began working for the Orioles in 1962 as a clubhouse boy.



From left to right: Jim, Ernie, and Fred

Born and raised in Baltimore, he is a graduate of Baltimore City College High School, located across the street from Memorial Stadium. Jim is one of 11 children, including a twin brother, Phil, who also has worked for the Orioles in the past.

In addition to keeping the Orioles clubhouse straight, Jim also runs the Orioles clubhouse during spring training. In past years, he served the club's minor league training bases and winter instructional league teams.

Jim has two children, Lauren (19) and Joshua (18). He and his wife, Bethany, live in Baltimore near Camden Yards.



**FRED TYLER**  
VISITING CLUBHOUSE MANAGER

**Born:** September 20, 1960

Fred Tyler has been in charge of the visitors' clubhouse since 1984. He began working around the clubhouse in his teens, under his brother, Jim. In addition to assisting with the equipment and clubhouse needs during spring training, Fred accompanies the Orioles on some of their road trips during the season in place of his brother.

Fred played baseball at Bel Air (MD) HS, Harford CC and Towson State University. As a senior at Bel Air, his single drove in the winning run to beat an Aberdeen High School pitcher named Cal Ripken Jr. Fred was named All-Harford County shortstop; Ripken was All-Harford County pitcher.

Fred and Debbie Duffy live in Arnold, MD with their son, Sean Duffy Tyler, 11.

**ERNIE TYLER**  
UMPIRES ATTENDANT

**Born:** April 30, 1924

Cal Ripken has nothing on Ernie Tyler. The Orioles' longtime umpires attendant and ball man has not missed a home game at Memorial Stadium or Oriole Park since taking his stool on the field next to the backstop on Opening Day, 1960 — a string of 3,076 consecutive regular season games heading into the '99 season...Overall, he heads into '99 with a string of 3,119 straight home games—3,076 regular season, 35 post-season and 7 exhibition games as well as the 1993 All-Star Game.

A graduate of Baltimore's Mt. St. Joseph High School, where he played in the same football backfield with former Oriole and Met General Manager Frank Cashen, Ernie began as a part-time usher at Memorial Stadium during the Orioles' first season in 1954. He became a full-time usher in 1958 before moving into his current position in 1960, assisting the umpires before, during and after the games.

Ernie retired from the state's Department of Health and Mental Hygiene in March, 1988. He and his wife, Juliane, who have been married 52 years, live in Forest Hill, MD. They have raised 11 children — Theresa, Regina, twins Phil and Jimmy, Ernie Jr., Mary, Judy, Michael, Fred, Chris and Michelle. Nine Tylers, including Juliane and seven of the children, have worked for the club at one time or another.

# 1999 ORIOLES



*Outfielder, B.J. Surhoff and his wife, Polly, deliver turkeys to the Maryland Food Bank for homeless shelters in the area.*



**WILLIAM CHARLES (CHIP) ALLEY**  
CATCHER—#68

**Born:** December 20, 1976  
**Opening Day Age:** 22  
**Height:** 6'3" **Weight:** 194  
**Bats:** S **Throws:** R  
**Birthplace/Residence:** Born in Richmond, VA...Resides in Salisbury, MD  
**Contract Status:** Signed through 1999  
**M.L. Service:** None  
**Acquired:** Orioles 2nd round selection in 1995 First Year Player Draft



**1998**

- Spent the season at Class A Frederick where he played in a career-high 112 games...Established career-highs in at-bats (340), runs (42), hits (89), doubles (23), home runs (9), RBI (47), walks (60) and strikeouts (60)...Finished 5<sup>th</sup> in the league in walks and on-base percentage (.385).
- From May 15-21 he hit safely in 6 straight games, batting .526 (10-19), raising his batting average 71 points in that stretch...Compiled a season-high 8-game hitting streak, May 25-June 4.
- Named Orioles Organizational "Player of the Month" for May when he batted .338 with 4 HR and 17 RBI... One of six Keys players to be named to the Carolina League All-Star team.
- Homered in back to back games twice: May 3-4 and June 1-2... Had only three career home runs entering the season... On September 2 he smacked a game winning 3-run home run in the 11<sup>th</sup> inning against Prince William.
- Missed seven games with a sore left elbow, July 6-13... Following the season he played in the Arizona Fall League.

**PRO CAREER**

- 1997:** Spent the entire season with the Delmarva Shorebirds and helped the Birds to the South Atlantic League crown...Batted .333 (13-39) in June...Compiled an 8-game hitting streak, 7/6-15 and during the streak he batted .520 (13-25)...Caught 72 games during the regular season and all seven of the Shorebirds post-season games...On the year he tossed out 32 baserunners attempting to steal...His batting average reached a season best .275 on 7/15.
- 1996:** Caught 24 games for Bluefield while sharing the load with Adam McCollough (27) and Tim DeCinces (17)...Had 4-game hitting streak, 7/1-4, going 4-12 (.333), but his average never rose above .200 on season...Threw out 8 of 39 base-stealers (21%).
- 1995:** Caught 12 games for Orioles in Gulf Coast League.

**PERSONAL/MISCELLANEOUS**

Married to the former Traci Evans (10/10/98)...Originally signed by O's scout Miguel Machado...Graduated in 1995 from Palm Beach Lakes HS...As a senior, hit .457 with 33 RBI and was both All-State and an All-American...Won 2 Gold Medals as a member of Team USA Juniors...Enjoys fishing and collecting baseball cards...Works as a baseball camp instructor in the off-season.

YEAR	CLUB	AVG	G	AB	R	H	2B	3B	HR	RBI	BB	SO	SB	CS
1995	Gulf Coast-1	.300	12	30	10	9	4	0	0	3	11	4	0	0
1996	Bluefield	.194	24	67	7	13	4	0	0	4	15	16	0	2
1997	Delmarva	.236	82	250	19	59	17	1	3	32	34	45	7	2
1998	Frederick	.262	112	340	42	89	23	1	9	47	60	60	0	2
Minor Lg. Totals		.247	230	687	78	170	48	2	12	86	120	125	7	6
BALTIMORE Totals		-	-	-	-	-	-	-	-	-	-	-	-	-
American League		-	-	-	-	-	-	-	-	-	-	-	-	-
National League		-	-	-	-	-	-	-	-	-	-	-	-	-
ML Totals		-	-	-	-	-	-	-	-	-	-	-	-	-

1-Selected by Orioles in 1995 First Year Player draft (2nd round)

**RICHARD (RICH) LOUIS AMARAL**  
OUTFIELDER—#6

**Born:** April 1, 1962  
**Opening Day Age:** 37  
**Height:** 6'0" **Weight:** 175  
**Bats:** R **Throws:** R  
**Birthplace/Residence:** Born in Visalia, CA...Resides in Costa Mesa, CA  
**Contract Status:** Signed through 2000  
**M.L. Service:** 6 years, 129 days  
**Acquired:** December 21, 1998; Signed as a free agent by the Orioles to a 2-year contract



**GAME HIGHS, STREAKS & SLAMS**

**RUNS:** 3, eight times, most recently June 23, 1998 vs. San Diego...**HITS:** 5, May 17, 1993 at Texas...**DOUBLES:** 2, five times, most recently June 18, 1995 vs. Minnesota...**TRIPLES:** 1, eight times, most recently August 4, 1996 at Detroit...**HR:** 1, 11 times, most recently April 20, 1998 vs. Kansas City...**RBI:** 3, five times, most recently September 10, 1997 vs. Detroit...**WALKS:** 3, three times, most recently July 11, 1996 vs. California...**SB:** 2, nine times, most recently June 23, 1998 vs. San Diego...**HITTING STREAK:** 9 games, July 4 - July 16, 1996...**GRAND SLAMS:** None

**1998**

- Suffered through an injury plagued season that included two stints on the disabled list...Began the season on the DL...Was placed on disabled list on April 4, retroactive to March 28, due to a strained back...Was activated on April 14.
- Was successful in 11 of his 12 stolen base attempts...In his career, Rich has 97 stolen bases in 128 career attempts for a 76% success rate.
- His first hit of the season was a home run off Kansas City's Chris Haney on April 20, his only home run of the season.
- After starting the year 0-for-6, Amaral batted .358 (19-53) from April 20-May 15...Compiled a 7-game hitting streak, April 29-May 7.
- On July 30 vs. the Indians he was 3-for-4 with a career-high 3 stolen bases...In July he batted .524 (11-21) to raise his average from .233 at the beginning of the month to .288 at month's end.
- On August 29 vs. New York he left the game with tightness in his left calf muscle and did not play for the remainder of the year...On September 8 he was placed on the 60-day DL with a pulled calf muscle.
- The Mariners were 7-6 when he batted lead-off and over the past three seasons they were 45-33 when he batted first...The M's went 18-14 in games that Rich started, however, he did not bat in 19 of the 73 games that he appeared in...He batted .276 on the year, the 4<sup>th</sup> straight season that he has hit .275 or better.

**PRO CAREER**

- 1997:** Spent season as Mariners key utility player off the bench...Appeared in 89 games...Started season hot and was hitting .360 (18-50) on 5/17...Went 4-4 with 2 RBI and 2 stolen bases on 5/6 at Chicago...Battled a 10-61 skid from 5/18-7/12, dropping his average to .252...Made first error of season on 6/7 at Detroit, his first miscue since 4/29/95...Drilled first career leadoff home run on 7/14 at Oakland off Steve Wojciechowski...Closed the season by hitting over .350 in the final 10 weeks.
- 1996:** Played in a career-high 118 games, starting 81...Finished the season with no errors at any position...Stole a career-high 25 bases, becoming 10<sup>th</sup> Mariner to steal 25+ in a season, tying him for 8<sup>th</sup> in the A.L...Snapped a consecutive stolen base string of 14 on 6/16 at Chicago...Made first appearance at third base since 7/2/93 on 6/15...Hit only home run of season on 8/27 off New York's Kenny Rogers...Honored by Seattle chapter of the BBWAA as Seattle's 1996 Unsung Hero, chosen by the Mariners coaches...Had arthroscopic surgery on his right shoulder on 10/2...Surgery was performed by Dr. Larry Pedegana.
- 1995:** Converted to outfielder in spring training after spending career as an infielder/utility player...Stole 21 bases in 23 attempts (91%), including a perfect 8-8 mark stealing third...His .913 (21-2) stolen base percentage was the best in the Major Leagues...Became the first Mariner to steal 20 or more since Henry



Cotto swiped 23 in '92...Slugged his first-ever game-winning home run off Scott Bankhead in the bottom of the 12th on 5/29 vs. New York...Had career-high 12-game hitting streak from 7/17-8/1...Blasted game-winning 3-run homer on 9/3 at Baltimore off Rick Rivda...Hit .301 over his last 28 games (31-103) to close out the season.

**1994:** After recording two home runs in the first 521 at-bats of his major league career, blasted two longballs in 12 at-bats from 4/15-4/19 off Milwaukee's Teddy Higuera and New York's Jim Abbott respectively...Delivered a game-tying RBI single with two outs in bottom of 9th inning off Matt Whiteside on 5/19 vs Texas...Committed 15 errors in his first 54 games in the field...Optioned to Calgary on 7/7 and was recalled on 7/26.

**1993:** Led club with 19 stolen bases, the 2nd highest total ever by a Mariners rookie behind Phil Bradley with 21 in '84...At age 31, was the oldest rookie in the Major Leagues...Was the starting second baseman on Opening Night on 4/6 vs. Toronto and went 3-for-4 with 2 RBI...Collected only home run on 5/5 at Cleveland...Went 5-for-5 on 5/17 at Texas, establishing a new personal high and equaling the club record...Was on the 15-day DL with a strained right hamstring from 8/1-16...Following injury, appeared in just two games at second base...Batted .372 vs. left-handed pitchers, the highest mark against south-paws in the American League.

**1992:** Led Pacific Coast League in stolen bases (53)...Finished 4th in on-base percentage (.411) and 9th in average (.318) in 106 games at AAA Calgary...Began season with Cannons, but was recalled after two games on 4/13...Collected first major league home run off Mark Langston on 4/26 at California...Optioned to Calgary on 5/11...Batted .436 (24-55) during a 14-game hitting streak from 8/4-18...Was recalled by Seattle on 9/8.

**1991:** Led Pacific Coast League in batting (.346) and on-base percentage (.433)...Contract was purchased by Seattle on 5/27 and made his major league debut at age 29 as the Mariners starting shortstop that night vs. Kansas City...Played in just two games before torn ligaments in his left elbow forced him on the disabled list on 5/29...Was activated from the disabled list and optioned to Calgary on 7/17...Was voted "Mr. Hustle" for Calgary...Was recalled by Seattle on 9/14...Collected his first major league hit on 9/30 at Texas off Brian Bohanon.

**1990:** Hit .301 in 130 games for Vancouver and led the Pacific Coast League in doubles (39)...Also ranked 2nd in the league in walks (88) and 6th in on-base percentage (.414).

**1989:** Assigned to AA Birmingham where he led the Barons to the Southern League championship...Topped the league in runs (90), ranked 2nd in stolen bases (57), 5th in walks (88) and 10th in batting (.285)...Defensively split time between second base and shortstop.

**1988:** Finished 2nd in the Eastern League in stolen bases (54) and was caught stealing just five times...Following the season, was selected by the Chicago White Sox in the Minor League Rule V Draft.

**1985:** Ranked 2nd with Winston-Salem in triples (5) and stolen bases (26).

**1983:** Led New York-Penn League second basemen in double plays (39)...Ranked 3rd in the league in stolen bases (22) and 5th in runs (63).

### PERSONAL/MISCELLANEOUS

Married to the former Michele Ritchie (2/14/87)...Four children: Beau (2/11/91), Joseph (11/12/94), Daniel (3/7/97) and Jessica (6/22/93)...Graduated from Estancia High School in Costa Mesa, CA in 1980...Attended Orange Coast College and UCLA...Was an All-Pac-10 selection at UCLA in 1983 and was also named to *The Sporting News* All-America Squad.

### LONGEST STREAKS

Between 1968 and 1985, the Orioles put together the fifth longest streak of consecutive winning seasons in a major professional sport. The longest streaks:

New York Yankees, baseball	(1926 - 1964)	39 years
Montreal Canadiens, hockey	(1952 - 1983)	32 years
Boston Bruins, hockey	(1968 - 1996)	29 years
Dallas Cowboys, football	(1966 - 1985)	20 years
Baltimore Orioles, baseball	(1968 - 1985)	18 years

YEAR	CLUB	AVG	G	AB	R	H	2B	3B	HR	RBI	BB	SO	SB	CS
1983	Geneva-1	.253	67	269	63	68	17	3	1	24	45	47	22	7
1984	Quad City	.210	34	119	21	25	1	0	0	7	24	29	12	0
1985	Winston-Salem	.271	124	428	62	116	15	5	3	36	59	68	26	7
1986	Pittsfield	.251	114	355	43	89	12	0	0	24	39	65	25	8
1987	Pittsfield	.254	104	315	45	80	8	5	0	28	43	50	28	6
1988	Pittsfield-2	.277	122	422	66	117	15	4	4	47	56	53	54	5
1989	Birmingham	.285	122	432	90	123	15	6	4	48	88	66	57	14
1990	Vancouver-3	.301	130	462	87	139	39	5	4	56	88	68	20	14
1991	Calgary	.346	86	347	79	120	26	2	3	36	53	37	30	7
	SEATTLE	.063	14	16	2	1	0	0	0	0	1	5	0	0
1992	Calgary	.318	106	403	79	128	21	8	0	21	67	69	53	16
	SEATTLE	.240	35	100	9	24	3	0	1	7	5	16	4	2
1993	SEATTLE	.290	110	373	53	108	24	1	1	44	33	54	19	11
1994	SEATTLE	.263	77	228	37	60	10	2	4	18	24	28	5	1
	Calgary	.321	13	56	13	18	7	0	0	12	4	6	2	0
1995	SEATTLE	.282	90	238	45	67	14	2	2	19	21	33	21	2
1996	SEATTLE	.292	118	312	69	91	11	3	1	29	47	55	25	6
1997	SEATTLE	.284	89	190	34	54	5	0	1	21	10	34	12	8
1998	SEATTLE	.276	73	134	25	37	6	0	1	4	13	24	11	1
Minor Lg. Totals		.284	1022	3608	648	1023	176	38	19	339	566	558	329	84
BALTIMORE Totals														
American League		.278	606	1591	274	442	73	8	11	142	154	249	97	31
National League														
ML Totals		.278	606	1591	274	442	73	8	11	142	154	249	97	31

1-Selected by Chicago Cubs in 2nd round of 1983 First Year Player Draft

2-Selected by Chicago White Sox in 1988 Rule V Draft

3-Signed as a free agent by Seattle on November 25, 1990

DIVISION	SERIES	AVG	G	AB	R	H	2B	3B	HR	RBI	BB	SO	SB	CS
1995	Sea vs NYY													
1997	Sea vs Bal	.500	2	4	2	2	0	0	0	0	0	1	0	0
Totals		.500	2	4	2	2	0	0	0	0	0	1	0	0
LCS														
1995	Sea vs Cle	.000	2	2	0	0	0	0	0	0	0	1	0	0
Totals		.000	2	2	0	0	0	0	0	0	0	1	0	0

	AVG	1998 SEASON				LIFETIME			
		AB	H	HR	RBI	AVG	AB	H	HR
Total	.276	134	37	1	4	.278	1591	442	11
Home	.310	71	22	1	3	.274	740	203	5
Away	.238	63	15	0	1	.281	851	239	6
Ana	.083	12	1	0	0	.244	176	43	2
Bal	.400	5	2	0	0	.240	121	29	1
Bos	.000	2	0	0	0	.255	98	25	0
Cws	.308	26	8	0	1	.288	156	45	0
Cle	.600	5	3	0	0	.340	97	33	1
Det	.308	13	4	0	0	.246	114	28	0
KC	.571	7	4	1	2	.246	118	29	1
Min	.000	5	0	0	0	.306	121	37	0
NYY	.333	9	3	0	0	.292	137	40	3
Oak	.000	1	0	0	0	.310	87	27	1
Sea									
Tam	.348	23	8	0	1	.348	23	8	0
Tex	.200	5	1	0	0	.313	128	40	0
Tor	.143	7	1	0	0	.281	89	25	0
PRE ASG	.242	91	22	1	4	.273	1010	276	8
POST ASG	.349	43	15	0	0	.286	581	166	3
vs. Left	.257	74	19	1	3	.294	771	227	9
vs. Right	.300	60	18	0	1	.262	820	215	2
as DH	.000	1	0	0	0	.333	51	17	0
as PH	.250	4	1	0	0	.241	58	14	1
Mar/Apr	.273	11	3	1	2	.310	281	87	4
May	.255	55	14	0	2	.258	365	94	4
June	.167	24	4	0	0	.249	277	69	0
July	.524	21	11	0	0	.314	274	86	1
August	.217	23	5	0	0	.261	211	55	1
Sept/Oct						.279	183	51	1
Alt	-	-	-	-	-	-	-	-	-
Fla	-	-	-	-	-	-	-	-	-
Mon	-	-	-	-	-	-	-	-	-
NY	-	-	-	-	-	-	-	-	-
Phi	-	-	-	-	-	-	-	-	-

### OPENING DAY

The Orioles are 27-18 in season openers, an edge built largely from 1970 thru 1982 when they were 11-2. In home openers, the Orioles are 28-17.



# FIELDING

OF	PCT	G	PO	A	E	DP
1992	1.000	5	5	0	0	0
1994	.933	16	13	1	1	0
1995	.992	73	121	6	1	0
1996	1.000	94	168	3	0	0
1997	1.000	54	62	0	0	0
1998	1.000	56	57	2	0	0
Career	.995	298	426	12	2	0

1B	PCT	G	PO	A	E	DP
1991	1.000	1	6	1	0	1
1992	.000	2	0	0	0	0
1993	1.000	3	4	0	0	2
1994	1.000	2	4	0	0	0
1996	1.000	10	11	0	0	2
1997	1.000	14	27	5	0	3
Career	1.000	32	52	6	0	8

2B	PCT	G	PO	A	E	DP
1991	1.000	5	4	11	0	4
1992	1.000	1	1	0	0	0
1993	.975	77	151	206	9	48
1994	.943	42	80	103	11	20
1996	1.000	15	16	21	0	2
1997	.927	11	14	24	3	5
Career	.965	151	266	365	23	79

3B	PCT	G	PO	A	E	DP
1991	1.000	2	0	1	0	0
1992	.955	17	10	32	2	3
1993	.972	19	5	30	1	7
1996	.000	1	0	0	0	0
1997	.000	1	0	0	0	0
Career	.963	40	15	63	3	10

SS	PCT	G	PO	A	E	DP
1991	.750	2	3	3	2	1
1992	.981	17	17	36	1	7
1993	1.000	14	20	34	0	14
1994	.889	7	10	14	3	5
1997	.000	1	0	0	0	0
Career	.958	41	50	87	6	27

## LIFETIME BY BALLPARK

RICH AMARAL	AVG	AB	H	HR	RBI
Edison International Field	.242	91	22	1	10
Oriole Park at Camden Yards	.213	61	13	1	3
Memorial Stadium	.125	8	1	0	0
Fenway Park	.333	42	14	0	7
Comiskey Park	.301	83	25	0	5
Jacobs Field	.192	26	5	0	0
Tiger Stadium	.218	55	12	0	4
Ewing M. Kauffman Stadium	.188	48	9	0	2
Hubert H. Humphrey Metrodome	.393	61	24	0	6
Yankee Stadium	.304	79	24	1	10
Oakland-Alameda County Coliseum	.340	47	16	1	7
The Kingdome	.274	740	203	5	64
Tropicana Field	.400	15	6	0	1
The Ballpark in Arlington	.327	49	16	0	6
Skydome	.345	58	20	0	6

## BRADY KEVIN ANDERSON

OUTFIELDER—#9

Born: January 18, 1964

Opening Day Age: 35

Height: 6'1" Weight: 202

Bats: L Throws: L

Birthplace/Residence: Born in Silver

Spring, MD...Resides in Lake Tahoe, NV

Contract Status: Signed through 2002

M.L. Service: 10 years, 114 days

Acquired: July 30, 1988: From the Boston Red Sox, along with RHP Curt Schilling, in exchange for RHP Mike Boddicker...On December 7, 1997 agreed to terms on a 5-year contract extension



## GAME HIGHS, STREAKS & SLAMS

**HITS:** 5, August 7, 1998 at Minnesota...4, eight times, most recently June 20, 1998 vs. Toronto...**RUNS:** 4, four times, most recently June 16, 1996 at Kansas City...**DOUBLES:** 3, July 15, 1996 vs. Kansas City...**TRIPLES:** 2, four times, most recently August 26, 1996 vs. Oakland...**HR:** 2, 14 times, most recently August 7, 1998 at Minnesota...**RBI:** 5, four times, most recently June 16, 1996 at Kansas City...**WALKS:** 4, twice, July 6, 1992 vs. Chicago White Sox and April 22, 1990 vs. Detroit...**SB:** 4, July 5, 1998 at New York...**HITTING STREAK:** 13 games, twice, July 3-18, 1994 and May 18-31, 1994...**GRAND SLAMS:** 2, August 26, 1997 vs. Kansas City off Glendon Rusch and September 30, 1995 vs. Detroit off Sean Bergman

## 1998

- Suffered through injury in the early part of the season...Was on the disabled list from April 21 until May 8 due to a right sternoclavicular joint strain coupled with a muscle strain in his right neck and trapezius area.
- Was batting season-low .063 (4-63) on May 11...From that point until the end of the season he hit .262 (109-416).
- On August 7 at Minnesota he collected a career-high 5 hits...Had 2 home runs, 2 doubles and single, tying the Orioles record for total bases in a game with 13...He was the 7<sup>th</sup> Oriole to accomplish the feat...In addition, it was his second 2-HR game of the year...He also went deep twice on May 13 vs. Cleveland.
- On August 20 vs. Tampa Bay he suffered a small tear of the patella tendon

above his right knee...He played with the injury for the remainder of the year.

• Batted .312 (24-77) during the month of August...His batting average reached a season-high .244 three times, August 16, August 19-20.

• Batted 1<sup>st</sup>, 2<sup>nd</sup>, 5<sup>th</sup>, 6<sup>th</sup> and 7<sup>th</sup> in the batting order...On September 25 at Boston he hit 5<sup>th</sup> for the first time in his career...He hit 6<sup>th</sup> in 5G, June 30-July 4, his first appearances there since 9/25/88...On May 11 at Minnesota he hit in the 7<sup>th</sup> spot, the lowest he has batted since hitting 8<sup>th</sup> for four games in 1993.

• On June 19 vs. Toronto he smacked his 2<sup>nd</sup> lead-off home run of the season and the 29<sup>th</sup> of his career...Set an Orioles team record with 4 stolen bases on July 5 at Yankee Stadium.

• Was hit by a pitch 15 times during the year, tied for the 4<sup>th</sup> most in the league...He led the league in this category in '96 and '97 and over the last three years has been struck 56 times.

## PRO CAREER

**1997:** Played a large part of the season with a cracked 5th rib on his left side suffered in spring training diving back to first base on an attempted pick off throw...On 4/24 he left the game after aggravating the injury while making a catch against the wall on a ball hit by Boston's Nomar Garciaparra...Brady was hit by a pitch a league-leading 19 times...It marked the second straight year in which he led the league in HBP...Was 110<sup>th</sup> in the league with a .500 (6-12) batting average with the bases loaded...Brady was a .320 (109-319) hitter on the road, 6<sup>th</sup> best in the league...Anderson reached base 273 times, 7<sup>th</sup> most in the AL...On 4/7 at Kansas City he collected his 1,000<sup>th</sup> major league hit, a double off Kevin Appier...On 5/2 he moved past Rich Dauer into 9<sup>th</sup> place on the Orioles all-time hits list...On 6/11 at Boston, Brady committed two errors in a game for the first time since 7/18/91...Was elected to start the All-Star Game in Cleveland...It was Brady's 2<sup>nd</sup> straight All-Star starting assignment but the first time that he was elected to start by the fans...He played the entire game for the American League and went 2-for-4...On 6/13 at Atlanta he collected the Orioles first ever interleague RBI with a single off Greg Maddux...Led off four games with a home run...Batted clean-up ten times, marking the first time in his career that he has hit in the #4 spot in the order...He did it 7/22-26; 7/28-29 and 9/15-17...Compiled a season-high 12-game hitting streak, 7/30-8/13...Finished the year with an 11-game hitting streak...On the final day of the year, 9/28 at Milwaukee, he collected a pair of doubles, giving him a career-high 39...Finished the year just two hits shy of his career-high set in '96 (172).

**1996:** Established career-highs in Hits, Runs Scored, HR and RBI...It was the first 100-RBI season of his career...His 50 home runs were the most ever in a season by an Oriole, surpassing Frank Robinson's 49 in 1966...He hit his 50<sup>th</sup> on the last day of the season, 9/29 at Toronto off Pat Hentgen to lead off the game...He became the 14<sup>th</sup> player in history to hit 50 or more homers in a season...The 50 homers were 2<sup>nd</sup>-most in the league to McGwire's 52...Established career-high in home runs when he hit his 22<sup>nd</sup> of the year on 6/14 at Kansas City...On 7/1 at Toronto he hit his 100<sup>th</sup> career home run...The shot came off Hentgen...Hit 11 home runs in April, breaking Frank Robinson's club record of 10 in '69...Hit his 15<sup>th</sup> home run on 5/4, earliest date by anyone in history...Was American League All-Star starter in right field...It was his 2<sup>nd</sup> All-Star appearance and 1<sup>st</sup> start...Finished 4<sup>th</sup> in the balloting...Griffey was unable to play due to injury and Brady was named as his replacement in the starting line-up by Manager Mike Hargrove...Sidelined four days from 7/19-22 with abdominal pain that was diagnosed as appendicitis...Also missed handful of games in early May with strained right quadricep and in mid-August with strained right calf...Is the first two-time member of the Orioles "20/20 Club" as he collected 20 stolen bases to go with his 50 home runs...He became the only player in history, to have both a 50-HR season and a 50-steal season...Collected career-high 3 steals on 6/11 at Detroit...Was hit by a pitch a league-leading 22 times, setting a new Orioles record...The previous mark was 20 by Grich in 1974...Brady also set the AL record for most HBP by a left-handed hitter, surpassing Washington's Harry Gessler, who was hit 20 times in 1911...On 9/20 he doubled, giving him his 86<sup>th</sup> Extra Base Hit of the year, a new Orioles club record...The previous mark of 85 was shared by Frank Robinson ('66) and C. Ripken ('91), who each won the MVP in those respective years...Concluded the year with 92 Extra Base Hits...On the year he led off 12 games with a home run, a new Major League record, passing Bobby Bonds' 11 with San Francisco in 1973...34 of his home runs this season came while batting leadoff, topping Henderson's AL record of 28 set in 1986...Set a major league record by leading off four straight games with a home run, 4/18-21...The previous mark was two straight games, done 33 times...On 9/2 at California, Brady had his 7<sup>th</sup> 2-HR



### MOST HOME RUNS BY LEFT-HANDED BATTER

1	Roger Maris	NY	AL	1961	61
2	Babe Ruth	NY	AL	1927	60
3	Babe Ruth	NY	AL	1921	59
4	Ken Griffey, Jr.	Sea	AL	1997	56
	Ken Griffey, Jr.	Sea	AL	1998	56
6	Babe Ruth	NY	AL	1920	54
	Babe Ruth	NY	AL	1928	54
8	Johnny Mize	NY	NL	1947	51
9	Brady Anderson	BAL	AL	1996	50
10	Lou Gehrig	NY	AL	1934	49
	Lou Gehrig	NY	AL	1936	49
	Ken Griffey	Sea	AL	1996	49
	Ted Kluszewski	Cin	NL	1954	49
	Babe Ruth	NY	AL	1930	49
	Larry Walker	Col	NL	1997	49

game of the year and the 12th of his career...Homered in 4 straight games once and 3 straight games three times...His increase of 34 home runs over his 1995 total marked the biggest increase from one season to the next in club history, surpassing Jim Gentile (1960-61, +25, from 21 to 46)...In the annual Baseball America "Tools of the Trade" poll, Brady was named as the league's 3rd Best "Defensive Outfielder" behind only Seattle's Ken Griffey and Cleveland's Kenny Lofton...Anderson's .686 Slugging Pct. against right-handed pitchers was 3rd best in the American League behind only Oakland's McGwire (.713) and Cleveland's Thome (.696).

**1995:** Brady set the American League record with 34 consecutive stolen bases without being caught on 6/12 at Cleveland...Ran string to 36 straight before being caught on 7/3 when he was tossed out by the Twins Matt Walbeck...It was the first time he was nabbed since 5/13/94 when he was thrown out by Walbeck...His record was eclipsed by Chicago's Raines later in the year and matched by Toronto's Molitor...Brady was the hardest to double up in the American League, grounding into three double plays on the year and only once every 184.7 at-bats...Put together a pair of 11-game hitting streaks during the season...Had the fifth 2 HR game of his career on 9/5, the night Cal Ripken tied Lou Gehrig's consecutive games played record.

**1994:** Led the club in at-bats (453), triples (5), stolen bases (31) and hit by pitch (10)...Led A.L. left fielders with a 1.000 fielding percentage...Hampered by a sore knee in '93, rebounded to steal 31 bases in 32 attempts (.969), a major league record for 25 or more steals...The record was held by Max Carey of the '22 Pirates with a .962 percentage (51 of 53)...The previous record for those caught once was by Ken Griffey, Sr. who stole 23 of 24 (.958) for the '80 Reds...Over first 71 games batted .231 with 7 HR and 21 RBI...After that, batted .317 with 5 HR and 27 RBI...In final 33 games, hit .307 with 25 runs, 23 RBI and 12 steals...Had a pair of 13-game hitting streaks...Led off two games with home runs...Had 525 plate appearances, third in the majors behind Detroit's Tony Phillips (538) and Travis Fryman (528)...Had a team-high 12 total bases, 4/26 vs. Oakland.

**1993:** Despite missing 15 games with the chicken pox, 6/23-7/7, and sore knees that plagued him throughout the first half, led AL leadoff hitters in extra base hits (56) and RBI (62)...Made 139 starts, all but 4 as the O's leadoff hitter and 123 in LF, 13 in CF and 3 in RF...In '93, ranked 4th among AL outfielders in fielding pct. (TC-305, E-2)...Led the Orioles in 8 offensive categories...Led the Orioles in runs (87, tied with Cal Ripken), stolen bases (24), hit by pitch (10), walks (82) and triples (8, tied for 6th in the AL)...Tied for the club lead in extra base hits with Chris Hoiles (57)...Batted .571 (8-14) with the bases loaded, 4th highest in the AL...Was batting a season-low .211 (47-223) on 6/7, but hit .297 (100-337) the final 88 games of the season...Batted .313 (52-166) in his last 42 games starting 8/16...Got off to a quick start hitting .355 (22-62) after 15 games...Then between 4/25 and 6/7, he batted .155 (25-161)...Got hot again and went 18-for-53 (.340) over the next 13 games including a then career-high 11-game hitting streak...Raised his average from .211 to .236 on 6/22, but the next day was stricken with chicken pox...Returned 7/8 and batted only .236 the rest of the month, but hit .307 (65-212) the last 2 months of the season...During the O's 9-1 surge, 8/29-9/8, that brought them from 5th place and 6 GB to 1/2 GB, Brady was 15-for-38 (.395) with 7 walks, 6 RBI and 4 stolen bases...Hit 11 of his 13 home runs on the road, as many road homers as he had hit in his ML career prior to '93...Saw 2816 pitches, 2nd in the AL behind Detroit's Tony Phillips (2938).

**1992:** Became the first player in AL history to reach 20 homers, 50 steals and 75 RBI in one season, the 7th in major league history...Is only one of 9 in major league history with 50 steals and 20 homers:

### PLAYERS WITH 20+ HOMERS AND 50+ STEALS

PLAYER	HR	SB	PLAYER	HR	SB
Lou Brock, STL, 1967	21	52	Eric Davis, Cin, 1988	27	80
Cesar Cedeño, Hou, 1972	22	55	Rickey Henderson, NY, 1986	28	87
Cesar Cedeño, Hou, 1973	25	58	Eric Davis, Cin, 1987	37	50
Joe Morgan, Cin, 1973	26	67	Rickey Henderson, Oak, 1990	28	65
Cesar Cedeño, Hou, 1974	26	57	Barry Bonds, Pit, 1990	33	52
Joe Morgan, Cin, 1976	27	60	Brady Anderson, Bal, 1992	21	53
Rickey Henderson, NY, 1985	24	60	Rickey Henderson, Oak-Tor, 1993	21	53
Ryne Sandberg, Cubs, 1985	26	54	Craig Biggio, Hou, 1998	20	50

Had one of the most productive seasons in major league history for a leadoff hitter...His 80 RBI were tied for 7th most all-time by a leadoff hitter (RBI accumulated only in the leadoff spot)...Became the 17th player in major league history to hit 20 or more home runs as a leadoff hitter...All 158 starts were in the leadoff spot and he reached safely in 138 of them...Led the ML with 749 plate appearances...Reached base 28 straight games, 4/9-5/9, longest streak by an Oriole since Cal Ripken reached in 29 straight games in 1988...Was the first Oriole outfielder to make the All-Star team since Ken Singleton in '81...Was 0-for-3 in the All-Star Game at San Diego, but played 6 innings in leftfield...His increase of 19 home runs from '91 matched Paul Blair ('68-'69, 7 to 26) as the 2nd biggest increase from one season to another in club history behind Jim Gentile ('60-'61, +25, 21 to 46).

**1991:** Was batting .191 (39-204) thru 8/20 when he was optioned to AAA Rochester...Recalled 9/1 and was 12-for-22 (.545) in his first 8 games back...Went on to become the O's leading hitter from that point on (.385, 20-52)...Was on the disabled list with a pulled left hamstring, 5/28-6/13.

**1990:** Shoulder and ankle injuries limited him to 55 starts (LF-1, CF-19, RF-35)...Had AL's best stolen base success rate (min. 15 steals) converting 88.2% (15 of 17)...Was successful in his final 13 attempts of the year, longest string by an Oriole since Al Bumbry swiped 15 straight without being caught, 8/7/79-4/22/80...Was 3rd in the AL in batting among pinch hitters with 20 or more plate appearances (.333, 6-18)...Sprained his left ankle on 6/8 during batting practice; was on the disabled list until 7/20...Played in the final 9 games of July and went 15-for-30 with 3 doubles, 2 triples, 2 homers and 9 RBI...However, batted only .174 (27-155) in his final 50 games, dropping his average from .342 to final .231.

**1989:** Began the season as the O's leadoff hitter, but struggled in mid-May and after starting 45 of the first 49 games, cracked the starting lineup only 20 times the remainder of the season...Set club record for most stolen bases in April (8)...Through 5/2, was leading the AL in doubles (10), was 5th in runs (20) and extra-base hits (13)...However, from that point on, he reached base only 58 times and had only 2 doubles in 69 games...Had 25 hits in April, only 30 the rest of the season...Batted .143 after May 17.

**1988:** Chosen as the AL East's Top Prospect by *Baseball America*...Started the season with Boston after batting .326 (86-28) in spring training...Was Boston's starting center fielder in April while Ellis Burks was recovering from an ankle injury...Was the regular right fielder for most of May...Played in 41 of the Sox' first 49 games (all starts)...Went 3-for-5 on Opening Day against Jack Morris of Detroit, in his ML debut...Was batting .277 (31-112) on 5/22 after 31 games, then went 3-for-36 (including 0-for-his-last-20) and was assigned to Pawtucket on 6/4...Pawtucket: Went 0-for-13 after reporting to AAA (extending his hitless string to 0-for-33), then batted .312 (154-48) the rest of the way...Orioles: Started 43 of 58 games after trade on July 30, all in CF...Hit safely in 4 of first 5 games with O's, but batted .195 (30-154) the remainder of season...Hit his first ML homer at Baltimore off Milwaukee's Tom Filer on 8/6...Had 11 sacrifice bunts; only 5 others in the AL had more, and 6 bunt singles.

**1987:** Limited to 75 games because of a severely sprained right ankle sustained in a clubhouse accident on 6/5...Was batting .304 for New Britain (AA) at the time...Missed 49 games...Promoted to Pawtucket on 8/8...Hit safely in 18 of 23 games with PawSox...Added to big league roster in November...Batted .350 in the Mexican League for Tijuana, but didn't have enough plate appearances to qualify for the batting title.

**1986:** With Winter Haven in '86, was named to post-season Florida State League All-Star team...Led FSL with 107 walks and .459 on-base pct...Was tied for 3rd in homers (12) and 7th in batting (.319).

**1985:** In '85, led the New York-Penn League in walks (67 in 71 games) and in triples (tied, 6)...Played for the Red Sox in Hall of Fame Game at Cooperstown, 7/29.



### MOST HOME RUNS BY LEFT-HANDED BATTER

1	Roger Maris	NY	AL	1961	61
2	Babe Ruth	NY	AL	1927	60
3	Babe Ruth	NY	AL	1921	59
4	Ken Griffey, Jr.	Sea	AL	1997	56
	Ken Griffey, Jr.	Sea	AL	1998	56
6	Babe Ruth	NY	AL	1920	54
	Babe Ruth	NY	AL	1928	54
8	Johnny Mize	NY	NL	1947	51
9	<b>Brady Anderson</b>	BAL	AL	1996	50
	Lou Gehrig	NY	AL	1934	49
10	Lou Gehrig	NY	AL	1936	49
	Ken Griffey	Sea	AL	1996	49
	Ted Kluszewski	Cin	NL	1954	49
	Babe Ruth	NY	AL	1930	49
	Larry Walker	Col	NL	1997	49

game of the year and the 12th of his career...Homered in 4 straight games once and 3 straight games three times...His increase of 34 home runs over his 1995 total marked the biggest increase from one season to the next in club history, surpassing Jim Gentile (1960-61, +25, from 21 to 46)...In the annual Baseball America "Tools of the Trade" poll, Brady was named as the league's 3rd Best "Defensive Outfielder" behind only Seattle's Ken Griffey and Cleveland's Kenny Lofton...Anderson's .686 Slugging Pct. against right-handed pitchers was 3rd best in the American League behind only Oakland's McGwire (.713) and Cleveland's Thome (.696).

**1995:** Brady set the American League record with 34 consecutive stolen bases without being caught on 6/12 at Cleveland...Ran string to 36 straight before being caught on 7/3 when he was tossed out by the Twins Matt Walbeck...It was the first time he was nabbed since 5/13/94 when he was thrown out by Walbeck...His record was eclipsed by Chicago's Raines later in the year and matched by Toronto's Molitor...Brady was the hardest to double up in the American League, grounding into three double plays on the year and only once every 184.7 at-bats...Put together a pair of 11-game hitting streaks during the season...Had the fifth 2 HR game of his career on 9/5, the night Cal Ripken tied Lou Gehrig's consecutive games played record.

**1994:** Led the club in at-bats (453), triples (5), stolen bases (31) and hit by pitch (10)...Led A.L. left fielders with a 1.000 fielding percentage...Hampered by a sore knee in '93, rebounded to steal 31 bases in 32 attempts (.969), a major league record for 25 or more steals...The record was held by Max Carey of the '22 Pirates with a .962 percentage (51 of 53)...The previous record for those caught once was by Ken Griffey, Sr. who stole 23 of 24 (.958) for the '80 Reds...Over first 71 games batted .231 with 7 HR and 21 RBI...After that, batted .317 with 5 HR and 27 RBI...In final 33 games, hit .307 with 25 runs, 23 RBI and 12 steals...Had a pair of 13-game hitting streaks...Led off two games with home runs...Had 525 plate appearances, third in the majors behind Detroit's Tony Phillips (538) and Travis Fryman (528)...Had a team-high 12 total bases, 4/26 vs. Oakland.

**1993:** Despite missing 15 games with the chicken pox, 6/23-7/7, and sore knees that plagued him throughout the first half, led AL leadoff hitters in extra base hits (56) and RBI (62)...Made 139 starts, all but 4 as the O's leadoff hitter and 123 in LF, 13 in CF and 3 in RF...In '93, ranked 4th among AL outfielders in fielding pct. (TC-305, E-2)...Led the Orioles in 8 offensive categories...Led the Orioles in runs (87, tied with Cal Ripken), stolen bases (24), hit by pitch (10), walks (82) and triples (8, tied for 6th in the AL)...Tied for the club lead in extra base hits with Chris Hoiles (57)...Batted .571 (8-14) with the bases loaded, 4th highest in the AL...Was batting a season-low .211 (47-223) on 6/7, but hit .297 (100-337) the final 88 games of the season...Batted .313 (52-166) in his last 42 games starting 8/16...Got off to a quick start hitting .355 (22-62) after 15 games...Then between 4/25 and 6/7, he batted .155 (25-161)...Got hot again and went 18-for-53 (.340) over the next 13 games including a then career-high 11-game hitting streak...Raised his average from .211 to .236 on 6/22, but the next day was stricken with chicken pox...Returned 7/8 and batted only .236 the rest of the month, but hit .307 (65-212) the last 2 months of the season...During the O's 9-1 surge, 8/29-9/8, that brought them from 5th place and 6 GB to 1/2 GB, Brady was 15-for-38 (.395) with 7 walks, 6 RBI and 4 stolen bases...Hit 11 of his 13 home runs on the road, as many road homers as he had hit in his ML career prior to '93...Saw 2816 pitches, 2nd in the AL behind Detroit's Tony Phillips (2938).

**1992:** Became the first player in AL history to reach 20 homers, 50 steals and 75 RBI in one season, the 7th in major league history...Is only one of 9 in major league history with 50 steals and 20 homers:

### PLAYERS WITH 20+ HOMERS AND 50+ STEALS

PLAYER	HR	SB	PLAYER	HR	SB
Lou Brock, StL, 1967	21	52	Eric Davis, Cin, 1986	27	80
Cesar Cedeno, Hou, 1972	22	55	Rickey Henderson, NY, 1986	28	87
Cesar Cedeno, Hou, 1973	25	56	Eric Davis, Cin, 1987	37	50
Joe Morgan, Cin, 1973	26	67	Rickey Henderson, Oak, 1990	28	65
Cesar Cedeno, Hou, 1974	26	57	Barry Bonds, Pitt, 1990	33	52
Joe Morgan, Cin, 1976	27	60	<b>Brady Anderson, Bal, 1992</b>	21	53
Rickey Henderson, NY, 1985	24	60	Rickey Henderson, Oak-Tor, 1993	21	53
Ryne Sandberg, Cubs, 1985	26	54	Craig Biggio, Hou, 1998	20	50

Had one of the most productive seasons in major league history for a leadoff hitter...His 80 RBI were tied for 7th most all-time by a leadoff hitter (RBI accumulated only in the leadoff spot)...Became the 17th player in major league history to hit 20 or more home runs as a leadoff hitter...All 158 starts were in the leadoff spot and he reached safely in 138 of them...Led the ML with 749 plate appearances...Reached base 28 straight games, 4/9-5/9, longest streak by an Oriole since Cal Ripken reached in 29 straight games in 1988...Was the first Oriole outfielder to make the All-Star team since Ken Singleton in '81...Was 0-for-3 in the All-Star Game at San Diego, but played 6 innings in leftfield...His increase of 19 home runs from '91 matched Paul Blair ('68-'69, 7 to 26) as the 2nd biggest increase from one season to another in club history behind Jim Gentile ('60-'61, +25, 21 to 46).

**1991:** Was batting .191 (39-204) thru 8/20 when he was optioned to AAA Rochester...Recalled 9/1 and was 12-for-22 (.545) in his first 8 games back...Went on to become the O's leading hitter from that point on (.385, 20-52)...Was on the disabled list with a pulled left hamstring, 5/28-6/13.

**1990:** Shoulder and ankle injuries limited him to 55 starts (LF-1, CF-19, RF-35)...Had AL's best stolen base success rate (min. 15 steals) converting 88.2% (15 of 17)...Was successful in his final 13 attempts of the year, longest string by an Oriole since Al Bumbry swiped 15 straight without being caught, 8/7/79-4/22/80...Was 3rd in the AL in batting among pinch hitters with 20 or more plate appearances (.333, 6-18)...Sprained his left ankle on 6/8 during batting practice; was on the disabled list until 7/20...Played in the final 9 games of July and went 15-for-30 with 3 doubles, 2 triples, 2 homers and 9 RBI...However, batted only .174 (27-155) in his final 50 games, dropping his average from .342 to final .231.

**1989:** Began the season as the O's leadoff hitter, but struggled in mid-May and after starting 45 of the first 49 games, cracked the starting lineup only 20 times the remainder of the season...Set club record for most stolen bases in April (8)...Through 5/2, was leading the AL in doubles (10), was 5th in runs (20) and extra-base hits (13)...However, from that point on, he reached base only 58 times and had only 2 doubles in 69 games...Had 25 hits in April, only 30 the rest of the season...Batted .143 after May 17.

**1988:** Chosen as the AL East's Top Prospect by *Baseball America*...Started the season with Boston after batting .326 (86-28) in spring training...Was Boston's starting center fielder in April while Ellis Burks was recovering from an ankle injury...Was the regular right fielder for most of May...Played in 41 of the Sox' first 49 games (all starts)...Went 3-for-5 on Opening Day against Jack Morris of Detroit, in his ML debut...Was batting .277 (31-112) on 5/22 after 31 games, then went 3-for-36 (including 0-for-his-last-20) and was assigned to Pawtucket on 6/4...Pawtucket! Went 0-for-13 after reporting to AAA (extending his hitless string to 0-for-33), then batted .312 (154-48) the rest of the way...Orioles: Started 43 of 58 games after trade on July 30, all in CF...Hit safely in 4 of first 5 games with O's, but batted .195 (30-154) the remainder of season...Hit his first ML homer at Baltimore off Milwaukee's Tom Filer on 8/6...Had 11 sacrifice bunts; only 5 others in the AL had more, and 6 bunt singles.

**1987:** Limited to 75 games because of a severely sprained right ankle sustained in a clubhouse accident on 6/5...Was batting .304 for New Britain (AA) at the time...Missed 49 games...Promoted to Pawtucket on 8/8...Hit safely in 18 of 23 games with PawSox...Added to big league roster in November...Batted .350 in the Mexican League for Tijuana, but didn't have enough plate appearances to qualify for the batting title.

**1986:** With Winter Haven in '86, was named to post-season Florida State League All-Star team...Led FSL with 107 walks and .459 on-base pct...Was tied for 3rd in homers (12) and 7th in batting (.319).

**1985:** In '85, at Elmira, led the New York-Penn League in walks (67 in 71 games) and in triples (tied, 6)...Played for the Red Sox in Hall of Fame Game at Cooperstown, 7/29.



## PERSONAL/MISCELLANEOUS

Single...Originally signed by Joe Stephenson of the Red Sox...Graduated from Carlsbad (CA) High School in '82...Named team MVP in '79 and '80, and All-League and All-North County in '81 and '82...Also lettered 3 times as a guard on the basketball team...Attended University of California at Irvine '82-'85...As a sophomore in '84, he hit 8 triples, tied for 3rd in the nation with Oddibe McDowell, then of Arizona State...Played OF and first base in college...On 1/11/98 in Los Angeles he played in the annual MTV "Rock 'n' Jock" softball game and was named Most Valuable Player as he smacked a pair of home runs, including a grand slam...Born in Silver Spring, MD, but family moved to California when he was an infant...His father, Jerry, ran track at University of California-Santa Barbara...An uncle played on several world class fast-pitch softball teams...Studied economics at UC-Irvine...The last four off-seasons Brady has returned to Baltimore to participate in Pam Shriver's charity tennis outing...Makes charitable contributions through the Brady Anderson Charitable Community Fund.

### SINGLE SEASON HR LEADERS FROM LEADOFF SPOT

	Player, Team	HR	Year
1.	Brady Anderson, Orioles	35	1996
	Bobby Bonds, San Francisco	35	1973
3.	Tommy Harper, Milwaukee	31	1970
	Rick Monday, Chicago (NL)	31	1976
5.	Davey Lopes, Los Angeles	28	1979
	Rickey Henderson, New York (AL)	28	1986
	Rickey Henderson, Oakland	28	1990

### MOST LEADOFF HR BY A BATTER IN A SEASON

	Batter	Team	Year	No.
1.	Brady Anderson	Baltimore	1996	12
2.	Bobby Bonds	San Francisco	1973	11
3.	Rickey Henderson	Yankees	1986	9
4.	Barry Bonds	Pittsburgh	1988	8
	Kal Daniels	Cincinnati	1987	8
	Rickey Henderson	Oakland/Toronto	1993	8
	Rick Monday	Cubs	1976	8

### MOST LEADOFF HR, CAREER

	Batter	Leadoff HR
1.	Rickey Henderson	73
2.	Bobby Bonds	35
3.	Paul Molitor	33
4.	Devon White	31
5.	Brady Anderson	29

### STARTING LCS WITH A BANG

Only six times has a batter clubbed a home run to leadoff a game in a League Championship Series:

Date	Batter	Team	Pitcher	Team	Site
10/7/73	Bert Campaneris	OAK	Dave McNally	O's	Baltimore
10/6/78	George Brett	KC	Catfish Hunter	NY Yankees	New York
10/2/84	Bob Demier	CHN	Eric Show	SD	Chicago
10/12/91	Orlando Merced	PIT	John Smoltz	ATL	Atlanta
10/8/97	Brady Anderson	O's	Chad Ogea	CLE	Baltimore

### ONLY PLAYERS IN HISTORY TO HIT 50+ HR AND STEAL 20+

#### BASES IN ONE SEASON

Ken Griffey, Jr.	1998	56 HR/20 SB
Brady Anderson	1996	50 HR/21 SB
Willie Mays	1955	51 HR/24 SB

#### BIGGEST INCREASE IN HR

Player	Years	Increase
Davey Johnson	1972-73	38
Brady Anderson	1995-96	34
Lou Gehrig	1926-27	31
Larry Walker	1996-97	31

#### BIGGEST DECREASE IN HR

Player	Years	Decrease
Hack Wilson	1930-31	43
Brady Anderson	1996-97	32
Don Baylor	1979-80	31
Howard Johnson	1991-92	31

YEAR	CLUB	AVG	G	AB	R	H	2B	3B	HR	RBI	BB	SO	SB	CS
1985	Elmira-1	.256	71	215	36	55	7	+6	5	21	*67	32	13	9
1986	Winter Haven	.319	126	417	86	133	19	11	12	87	*107	47	44	19
1987	New Britain	.294	52	170	30	50	4	3	6	35	45	24	7	3
	Pawtucket	.380	23	79	18	30	4	0	2	8	16	8	2	1
1988	BOSTON	.230	41	148	14	34	5	3	0	12	15	35	4	2
	Pawtucket	.287	49	167	27	48	6	1	4	19	26	33	8	3
	BALTIMORE-2	.198	53	177	17	35	8	1	1	9	8	40	6	4
1989	BALTIMORE	.207	94	266	44	55	12	2	4	16	43	45	16	4
	Rochester	.200	21	70	14	14	1	2	1	8	12	13	2	2
1990	BALTIMORE	.231	89	234	24	54	5	2	3	24	31	46	15	2
	Frederick	.429	2	7	2	3	1	0	0	3	1	1	0	0
	Hagerstown	.382	9	34	8	13	0	2	1	5	5	5	2	1
1991	BALTIMORE	.230	113	256	40	59	12	3	2	27	38	44	12	5
	Rochester	.385	7	26	5	10	3	0	0	2	7	4	4	1
1992	BALTIMORE	.271	159	623	100	169	28	10	21	80	98	98	53	16
1993	BALTIMORE	.263	142	560	87	147	36	8	13	66	82	99	24	12
1994	BALTIMORE	.263	111	453	78	119	25	5	12	48	57	75	31	1
1995	BALTIMORE	.262	143	554	108	145	33	10	16	64	87	111	26	7
1996	BALTIMORE	.297	149	579	117	172	37	5	50	110	76	106	21	8
1997	BALTIMORE	.288	151	590	97	170	39	7	18	73	84	105	18	12
1998	BALTIMORE	.236	133	479	84	113	28	3	18	51	75	78	21	7
Minor Lg. Totals		.300	360	1185	226	356	45	25	31	188	286	167	82	39
BALTIMORE Totals		.259	1337	4771	796	1238	263	56	158	568	679	847	243	78
American League		.259	1378	4919	810	1272	268	59	158	580	694	882	247	80
National League		-	-	-	-	-	-	-	-	-	-	-	-	-
ML Totals		.259	1378	4919	810	1272	268	59	158	580	694	882	247	80

\* Led League

+ Tied for League Lead

1-Selected by Boston in June 1985 First Year Player Draft (10th round)

2-Acquired by Orioles from Boston along with RHP Curt Schilling in deal for RHP Mike Boddicker on July 30, 1988

DIVISION SERIES	AVG	G	AB	R	H	2B	3B	HR	RBI	BB	SO	SB	CS
1996 Bal vs Cle	.294	4	17	3	5	0	0	2	4	2	3	0	1
1996 Bal vs Sea	.353	4	17	3	6	1	0	1	4	1	4	1	0
Totals	.324	8	34	6	11	1	0	3	8	3	7	1	1

LCS	AVG	G	AB	R	H	2B	3B	HR	RBI	BB	SO	SB	CS
1996 Bal vs NYY	.190	5	21	5	4	1	0	1	1	3	5	0	0
1997 Bal vs Cle	.360	6	25	5	9	2	0	2	3	4	4	2	0
Totals	.283	11	46	10	13	3	0	3	4	7	9	2	0

ALL-STAR	AVG	G	AB	R	H	2B	3B	HR	RBI	BB	SO	SB	CS
1992 AL at SD	.000	1	3	0	0	0	0	0	0	0	0	0	0
1996 AL at Phi	.000	1	2	0	0	0	0	0	0	0	0	0	0
1997 AL at Cle	.500	1	4	0	2	1	0	0	0	0	0	0	0
Totals	.222	3	9	0	2	1	0	0	0	0	0	0	0

	1998 SEASON					LIFETIME				
	AVG	AB	H	HR	RBI	AVG	AB	H	HR	RBI
Total	.236	479	113	18	51	.259	4919	1272	158	580
Home	.226	235	53	7	24	.243	2421	589	73	280
Away	.246	244	60	11	27	.273	2498	683	85	300
Ana	.211	19	4	1	1	.272	364	99	11	38
Bal	-	-	-	-	-	-	-	-	-	-
Bos	.317	41	13	1	2	.297	353	105	10	44
Cws	.211	19	4	0	3	.258	283	73	5	29
Cle	.393	28	11	4	5	.249	386	96	12	40
Det	.167	30	5	2	3	.261	398	104	10	47
KC	.029	34	1	0	2	.264	405	107	13	49
Min	.323	31	10	3	6	.258	345	89	14	38
NY Yankees	.243	37	9	0	2	.237	376	89	10	42
Oak	.269	26	7	1	3	.261	417	109	14	51
Sea	.194	31	6	3	6	.253	391	99	22	63
Tam	.235	34	8	1	4	.235	34	8	1	4
Tex	.250	40	10	0	3	.277	328	91	8	41
Tor	.222	45	10	1	4	.243	395	96	13	33
PRE ASG	.220	254	56	9	31	.257	2679	689	93	338
POST ASG	.253	225	57	9	20	.260	2240	583	65	242
vs. Left	.179	134	24	3	12	.226	1410	319	33	157
vs. Right	.258	345	89	15	39	.272	3509	953	125	423
as DH	-	-	-	-	-	.331	124	41	3	20
as PH	.000	3	0	0	0	.214	56	12	0	3
Mar/Apr	.077	52	4	1	6	.278	683	190	25	101
May	.250	80	20	4	8	.239	967	231	33	111
June	.248	105	26	4	15	.249	816	203	28	89
July	.250	88	22	1	7	.284	772	219	20	98
August	.312	77	24	5	10	.251	842	211	29	104
Sept/Oct	.221	77	17	3	5	.260	839	218	23	77
Atl	.091	11	1	0	0	.174	23	4	1	3
Fla	.273	11	3	0	0	.200	15	3	0	0
Mon	.143	14	2	1	2	.190	21	4	1	4
NY	.278	18	5	0	1	.212	33	7	1	3
Phi	.400	10	4	0	4	.235	17	4	0	4



FIELDING	OF	PCT	G	PO	A	E	DP
1988	.984	90	243	4	4	1	
1989	.985	79	191	3	3	0	
1990	.987	63	149	3	2	1	
1991	.981	101	150	3	3	0	
1992	.980	158	382	10	8	6	
1993	.993	140	296	7	2	0	
1994	.996	109	247	4	1	1	
1995	.989	142	268	1	3	0	
1996	.992	143	341	10	3	1	
1997	.989	124	277	2	3	0	
1998	.985	130	269	1	4	0	
Career	.988	1279	2813	48	36	10	

#### LIFETIME BY BALLPARK

BRADY ANDERSON	AVG	AB	H	HR	RBI
Edison International Field	.286	182	52	6	22
Oriole Park at Camden Yards	.255	1875	478	68	232
Memorial Stadium	.195	467	91	5	39
Fenway Park	.268	261	70	4	32
Comiskey Park	.240	104	25	2	5
Jacobs Field	.320	103	33	4	12
Tiger Stadium	.286	192	55	9	27
Ewing M. Kauffman Stadium	.297	222	66	10	28
Hubert H. Humphrey Metrodome	.280	207	58	8	24
Yankee Stadium	.245	200	49	5	28
Oakland-Alameda County Coliseum	.256	215	55	8	28
The Kingdome	.264	193	51	10	30
Tropicana Field	.158	19	3	0	0
The Ballpark in Arlington	.337	89	30	5	19
Skydome	.253	182	46	8	18
NATIONAL LEAGUE	.250	12	3	1	3
Turner Field	.000	4	0	0	0
Pro Player Stadium	.143	14	2	1	2
Olympic Stadium	.200	10	2	0	0
Shea Stadium	.400	10	4	0	4
Veterans Stadium					

## HAROLD DOUGLAS BAINES

### DESIGNATED HITTER—#3

**Born:** March 15, 1959  
**1999 Opening Day Age:** 40  
**Height:** 6'2" **Weight:** 195  
**Bats:** L **Throws:** L  
**Birthplace/Residence:** Born and still resides in St. Michael's, MD  
**Contract Status:** Signed through 1999  
**M.L. Service:** 19 years  
**Acquired:** July 29, 1997; From Chicago in exchange for Juan Bautista



#### GAME HIGHS, STREAKS & SLAMS

**HITS:** 5, twice, most recently September 18, 1986 at Seattle... 4, 32 times, most recently September 13, 1998 vs. Anaheim... **RUNS:** 4, May 7, 1991 vs. Baltimore... **DOUBLES:** 3, April 20, 1980 at Baltimore... **TRIPLES:** 1, 16 times, most recently June 18, 1995 at Detroit... **HR:** 3, three times, most recently May 7, 1991 vs. Baltimore... 2, 11 times, most recently July 6, 1996 at Cleveland... **RBI:** 7, twice, most recently June 23, 1992 vs. Seattle... **WALKS:** 3, 18 times, most recently April 29, 1997 vs. Texas... **SB:** 2, July 19, 1996 vs. Kansas City... **HITTING STREAK:** 19, September 3-23, 1983... **GRAND SLAMS:** 1, 12 times, July 7, 1982 vs. Detroit off Elias Sosa; July 11, 1982 at Toronto off Jerry Garvin; September 15, 1983 vs. Seattle off Karl Best; August 9, 1984 at New York (AL) off Dennis Rasmussen; July 2, 1985 vs. Seattle off Salome Barojas; June 6, 1991 vs. Milwaukee off Mark Lee; June 29, 1991 vs. Kansas City off Storm Davis; July 30, 1993 vs. Boston off Frank Viola; August 1, 1995 vs. Toronto off Edwin Hurtado; August 19, 1995 at Oakland off John Briscoe; May 4, 1996 at New York (AL) off Jim Mecir; and August 4, 1996 at Texas off pitcher Ed Vosberg

#### 1998

- Batted .300 on the year, marking the third straight year that he has hit .300 or better and the 7<sup>th</sup> time in his career that he has accomplished the feat.
- Will enter the 1999 season as the all-time leader among designated hitters in RBI (837)... Is 2<sup>nd</sup> all-time with 200 HR as a DH (D. Baylor - 219) and 1,411 games as a DH (H. McRae - 1,428).
- His 348 career home runs is second all-time among players who have never hit 30 or more in a season... Tigers Hall of Famer and Baltimore native Al Kaline is 1<sup>st</sup> with 399.
- On August 7 at Minnesota he had a season-high 5 RBI... It was his 41<sup>st</sup> career game with 4 or more RBI.
- On September 13 vs. Anaheim he compiled his second 4-hit game of the year and the 32<sup>nd</sup> 4-hit game of his career.
- Batted .347 (51-147) with Men on Base, 3<sup>rd</sup> best in the American League, trailing Tony Fernandez (.366) and Jose Offerman (.347).
- On September 4, he signed a one-year contract for the 1999 season.

#### PRO CAREER

**1997:** Began the year with the Chicago White Sox before being acquired by Baltimore on 7/29 for a player to be named later... On 8/18 minor league infielder Juan Bautista was sent to Chicago to complete the deal... On 7/11 at Kansas City he became the 74th player in history to reach 2,500 career hits... On 6/10 at New York, Harold played right field for the Sox... It was his first defensive appearance since 10/4/94 while with Oakland and it ended a string of 537 consecutive games as a designated hitter... Baines batted .348 (8-23) with an 0-2 count, 2nd highest 0-2 average in the league behind only Will Clark (.391, 9-23)... He also batted .361 (53-147) after the 6th inning, 3rd best in the A.L., trailing just Edgar Martinez and Sandy Alomar... With the Orioles, Baines was 6-for-9 as a pinch hitter... On the year he went 8-for-15 in the pinch-hitting role... Had pinch-hits in three straight games at Florida, 9/1-3... Finished the year by batting safely in 18 of his final 22 games... Over the span he hit .397 (27-68) and raised his batting average with the Orioles from .182 to a season ending .291.

**1996:** Ranked among top AL designated hitters in average (3rd, .310), runs scored (3rd, 80), RBI (3rd, 94), walks (4th, 73) and home runs (T4th, 22)... Reached double figures in home runs for the 17th consecutive season, second among active players behind Eddie Murray (19)... Hit 20-plus home runs for the 10th time in his career and a club record seventh with the White Sox... Matched his 1995 total of 63 RBI in the club's 89th game... Hit grand slams on 5/4 at New York (off Jim Mecir) and 8/4 at Texas (off Ed Vosberg)... Single off Kevin Gross on 4/9 vs Texas was his 1,500 hit with the Sox and first at home in a Sox uniform since 7/28/89 vs Seattle... Hit above .300 in five of six months... His .350 (56-160) average after the sixth inning ranked second in the AL, while his .337 (87-258) average on the road ranked seventh... Accounted for half of his home run (11) and RBI (47) totals from the seventh inning on... Batted .333 (35-105) vs left-handed pitchers... His 29 RBI in May were the second highest monthly total of his career... First homer was his 200th in a Sox uniform, and a second inning single was his 1,577 hit with the Sox, moving him into fourth place in franchise history... Stole a career-high two bases on 7/19 vs Kansas City... Initial steal was his first since 9/18/92 at Seattle... Was 6-14 (.429) with five RBI as a pinch hitter.

**1995:** His 24 home runs with Baltimore were the most since hitting 29 for the White Sox in 1984... 17 home runs came on the road, where he hit .305 (65-213)... Hit his 300th career home run on 9/22 at Milwaukee (off Mark Kiefer)... Finished 10th in the AL in on-base percentage (.403) and sixth in intentional walks (13)... Collected the 1,200th RBI of his career on 4/28 at Minnesota... Played in his 1,000th game as a designated hitter on 6/22 vs Boston... Drove in five runs on 8/19 at Oakland... Connected on two grand slams, the 9th and 10th of his career (8/1 vs Toronto and 8/19 at Oakland)... Batted .309 (50-162) with runners on base and was 3-10 (.300) with two home runs when the bases were loaded... Hit .300 (97-323) with 21 home runs and 58 RBI vs right-handers and .290 (18-62) with three home runs and five RBI vs left-handers.

**1994:** His .296 batting average was fourth among AL designated hitters with at least 300 at-bats... Finished third on the Baltimore club in homers (16) and slugging percentage (.485) and fourth in RBI (54)... Hit the then longest home run ever by an Oriole at Camden Yards on 7/30 vs Toronto's Todd Stottlemyre (442 feet to center field).

**1993:** Posted a .313 batting average, the highest of his career... Fell 22 plate appearances shy of qualifying with the league's eighth best average, 10th best slugging percentage (.510) and 10th best on base percentage (.390)... Average improved by 60 points from 1992... Batted .340 (64-188) with men on base, a career high and fifth best mark in the AL... Became only the fourth Oriole designated hitter to reach 20 home runs... Tied a Baltimore record by reaching base 13 consecutive times from 4/30-5/2 (eight hits and five walks)... Went on the disabled list on 5/5 with a pulled rib cage muscle... Played in three games with the Bowie Baysox on a rehabilitation stint and returned on 5/27... Collected career hit No. 2,000 on 7/24 with an infield single off Minnesota's Scott Erickson... Laid down a sacrifice bunt on 9/8 vs Seattle, his first in the regular season since 1984 (he did have one in the 1990 and 1992 ALCS while with Oakland).

**1992:** Led Oakland in the postseason with a .440 (11-25) average... His 11 hits tied an ALCS record that has since been broken... His ninth-inning solo home run in Game 1 at Toronto (off Jack Morris) gave Oakland a 4-3 win... Made 19 starts in the outfield with Oakland... Was second on the A's in games (140), RBI (76), total bases (187) and was third in home runs (16)... Was hitting .221 with



two home runs and 14 RBI in 45 games as of 6/1, but hit .269 with 14 homers and 62 RBI over the last 95 games...Matched a career high with seven RBI on 6/23 vs Seattle...Recorded his 1,000th RBI on 5/18 at Baltimore.

**1991:** Homered three times vs Baltimore on 5/7 (off Ben McDonald, Dave Johnson and Jeff Robinson)...Also doubled and walked in his five plate appearances...Drove in seven, scored four times and set an Oakland record with 14 total bases...Received a club-record 22 intentional walks...His .322 road average was sixth in the AL and his .455 pinch-hitting average was third in the league (minimum 10 at-bats).

**1990:** Was acquired by Oakland just before the playoff deadline...Was reunited with manager Tony La Russa for the fourth time (Knoxville '78, Iowa '79, White Sox '80-'86)...His five postseason RBI were a team high...Batted .357 (5-14) with three RBI as the A's swept Boston in four games...Did not start a game all season against a left-hander until Game 3 of the World Series...In his first at-bat homered off Cincinnati's Tom Browning.

**1989:** His .309 combined average with the Sox and Texas ranked as the eighth best in the AL and was second among left-handers behind Wade Boggs (.330)...Was seventh in on-base percentage (.395) and 10th in slugging percentage (.465)...Was traded to Texas on 7/29...Was named to *The Sporting News* All-Star and Silver Slugger teams as the DH...Started the All-Star Game and his RBI single off Rick Sutcliffe was the first hit by a DH in an All-Star Game.

**1988:** Led all DH's with 160 hits and 76 RBI and was named the league's top DH for the second successive season...Tied for sixth in the AL in doubles (39) and led the team in games (158), hits (166), total bases (246) and RBI (81).

**1987:** Posted career highs of 10 home runs and 36 RBI in June...Was named to the AL All-Star Team for the third consecutive season despite missing 23 games early due to a knee injury...Was selected as the league's top DH...Hit safely in 18 straight games from 7/3-7/24.

**1986:** Became the first Sox player to reach 20 home runs in five consecutive seasons...Hit six ninth-inning homers, tying for the lead in the majors...Led the Sox in hits (169), runs (72), homers (21) and RBI (88)...Ranked fourth in the AL with 15 assists in his last full season in the outfield.

**1985:** Led the AL with a .335 road batting mark...His 158 starts led all league right fielders...Batted over .300 with 20 or more home runs for the second straight season...Only New York's Don Mattingly matched that production in 1984-85...Was named to *The Sporting News* and UPI All-Star teams...Missed getting 200 hits when he went 0-13 in the final series against Seattle...Had nine home runs as of 8/22 but finished with 22...Posted a .994 fielding percentage, third best in the AL...Had a pinch-hit single off Nolan Ryan in his first All-Star Game appearance.

**1984:** Led the AL in slugging percentage (.541)...In 70 games from the end of May through mid-August, batted .379 with 19 home runs, 59 RBI and a .783 slugging percentage...Home run on 5/9 off Milwaukee's Chuck Porter in the 25th inning ended the longest game in major league history (8:06)...He hit the 753rd pitch of the game...The bat used to hit the home run is in the Baseball Hall of Fame...Shared three major league records as a result of the game: most plate appearances (12); longest errorless game by an outfielder (25 innings); and most innings by an outfielder (25)...Homered three times on 9/17 at Minneosta.

**1983:** Set a then major league record for most game winning RBI (22)...His sacrifice fly on 9/17 at Comiskey Park drove home Julio Cruz to beat Seattle and give the Sox the AL West Division title, the franchise's first since 1959...Posted a career high 19-game hitting streak from 9/3-9/23.

**1982:** At age 23, became the youngest player in White Sox history to reach 100 RBI...His 105 RBI were the most by a Sox player since Dick Allen in 1972 (113)...Over six games in early July, went 11-22 (.500) with five home runs (two grand slams) and 13 RBI...Hit three homers for the first time on 7/7 at Detroit.

**1981:** Improved batting average by 31 points from 1980...Tied for second in the AL with seven triples...Hit .354 in August and drove in 15 in 17 games in September.

**1980:** Appeared in 141 games in his rookie season...First career homer came on 4/19 off Baltimore's Jim Palmer at Memorial Stadium to give Sox and current broadcaster Ed Farmer the victory...First career hit came off New York's Jim Kaat on 4/17.

**1979:** Posted a .528 slugging percentage at Class AAA Iowa, batting .298 (139-466) with 22 home runs and 87 RBI...Belted two home runs in the same inning on 8/4 at Oklahoma City.

**1978:** Appeared in 137 games at Class AA Knoxville...Played 10 games at first base, the only time in his career he has appeared anywhere other than the outfield or DH.

**1977:** Played in 69 games at Class A Appleton in his first professional season...Was the nation's No 1 selection in the June draft and was signed by White Sox owner Bill Veeck.

## PERSONAL/MISCELLANEOUS

Married to the former Marla Henry...Four children: Antoinette (3/6/84), Britni (10/31/85), Harold Jr. (12/18/87), and Courtney (8/2/90)...Was born, raised and still resides in St. Michael's, MD where as a Little Leaguer he attracted the attention of former White Sox owner Bill Veeck...Six years later (1977), the White Sox selected Baines with the first pick in the country...Veeck and then general manager Roland Hemond traveled to Baines' home the night before the draft and signed him to a contract...Three days later Baines worked out with the Sox when they traveled to Baltimore's Memorial Stadium...Batted .353 with two homers in 12 games as a senior at St. Michael's (MD) High School in 1977...Was a high school All-American...Played for coach Denver Leach...Every January 9 is "Harold Baines Day" in St. Michael's...The Harold Baines Scholarship Fund provides college tuition for deserving local students...His own donations and proceeds from a golf tournament he hosts go towards the fund...On 6/5/93, he hosted the Harold Baines Baseball Celebration, a baseball card and autograph show to benefit the Kimberly Knopp Pancreas Fund, established to help a friend who has diabetes...Conducts the Harold Baines Charity Golf Outing each October to benefit the Bay 100 Youth Task Force that provides scholarships to Eastern Shore students...This past off-season, Harold took part in the Orioles annual FanFest.

YEAR	CLUB	AVG	G	AB	R	H	2B	3B	HR	RBI	BB	SO	SB	CS
1977	Appleton-1	.261	69	222	37	58	11	2	5	29	36	62	2	0
1978	Knoxville	.275	137	502	70	138	16	8	13	72	43	91	3	2
1979	Iowa	.298	125	466	87	139	25	8	22	87	33	80	5	7
1980	CHICAGO(AL)	.255	141	491	55	125	23	6	13	49	19	65	2	4
1981	CHICAGO(AL)	.286	82	280	42	80	11	7	10	41	12	41	6	2
1982	CHICAGO(AL)	.271	161	608	89	165	29	8	25	105	49	95	10	3
1983	CHICAGO(AL)	.280	156	596	76	167	33	2	20	99	49	85	7	5
1984	CHICAGO(AL)	.304	147	569	72	173	28	10	29	94	54	75	1	2
1985	CHICAGO(AL)	.309	160	640	86	198	29	3	22	113	42	89	1	1
1986	CHICAGO(AL)	.296	145	570	72	169	29	2	21	88	38	89	2	1
1987	CHICAGO(AL)	.293	132	505	59	148	26	4	20	93	46	82	0	0
1988	CHICAGO(AL)	.277	158	599	55	166	39	1	13	81	67	109	0	0
1989	CHICAGO(AL)-2	.321	96	333	55	107	20	1	13	56	60	52	0	1
	TEXAS	.285	50	172	18	49	9	0	3	16	13	27	0	2
1990	TEXAS-3	.290	103	321	41	93	10	1	13	44	47	63	0	1
	OAKLAND	.266	32	94	11	25	5	0	3	21	20	17	0	2
1991	OAKLAND	.295	141	488	76	144	25	1	20	90	72	67	0	1
1992	OAKLAND	.253	140	478	58	121	18	0	16	76	59	61	1	3
1993	BALTIMORE-4	.313	118	416	64	130	22	0	20	78	57	52	0	0
	Bowie	.000	3	6	0	0	0	0	0	1	1	0	0	0
1994	BALTIMORE	.294	94	326	44	96	12	1	16	54	30	49	0	0
1995	BALTIMORE	.299	127	385	60	115	19	1	24	63	70	45	0	2
1996	CHICAGO(AL)-5	.311	143	495	80	154	29	0	22	95	73	62	3	1
1997	CHICAGO(AL)-6	.305	93	318	40	97	18	0	12	52	41	47	0	1
	BALTIMORE	.301	44	134	15	39	5	0	4	15	14	15	0	0
1998	BALTIMORE	.300	104	293	40	88	17	0	9	57	32	40	0	0
Minor Lg. Totals		.280	334	1196	194	335	52	16	40	188	113	234	10	9
BALTIMORE TOTALS		.301	467	1554	223	468	75	2	73	267	203	201	0	2
American League		.291	2567	9111	1208	2649	456	48	348	1480	964	1327	33	32
National League		-	-	-	-	-	-	-	-	-	-	-	-	-
ML Totals		.291	2567	9111	1208	2649	456	48	348	1480	964	1327	33	32

1-Selected by the White Sox in the 1st round (1st overall) of First Year Player Draft on June 7, 1977

2-Traded to Texas with Fred Manrique for Wilson Alvarez, Scott Fletcher and Sammy Sosa on July 29, 1989

3-Traded to Oakland for PTBNL on August 29, 1990; Texas acquired Joe Bittker and Scott Champarino to complete trade on 9/4/90

4-Traded to Baltimore for Bobby Chouinard and Allen Plaster on January 14, 1993

5-Signed by the White Sox as a free agent on December 11, 1995

6-Acquired from the Chicago White Sox in exchange for Juan Bautista on July 29, 1997

DIVISION SERIES	AVG	G	AB	R	H	2B	3B	HR	RBI	BB	SO	SB	CS
1997 Bal vs Sea	.400	2	5	2	2	0	0	1	1	1	0	0	0
Totals	.400	2	5	2	2	0	0	1	1	1	0	0	0
LCS	AVG	G	AB	R	H	2B	3B	HR	RBI	BB	SO	SB	CS
1983 Chi vs Bal	.125	4	16	0	2	0	0	0	0	1	3	0	0
1990 Oak vs Bos	.357	4	14	2	5	1	0	0	3	2	1	1	0
1992 Oak vs Tor	.440	6	25	6	11	2	0	1	4	0	3	0	0
1997 Bal vs Cle	.353	6	17	1	6	0	0	1	2	2	1	0	1
Totals	.333	20	72	9	24	3	0	2	9	5	8	1	1
WORLD SERIES	AVG	G	AB	R	H	2B	3B	HR	RBI	BB	SO	SB	CS
1990 Oak vs Cin	.143	3	7	1	1	0	0	1	2	1	2	0	0
Totals	.143	3	7	1	1	0	0	1	2	1	2	0	0



ALL-STAR	AVG	G	AB	R	H	2B	3B	HR	RBI	BB	SO	SB	CS
1985 AL at Min	1.000	1	1	0	1	0	0	0	0	0	0	0	0
1986 AL at Hou	.000	1	1	0	0	0	0	0	0	0	0	0	0
1987 AL at Oak	.000	1	1	0	0	0	0	0	0	0	0	0	0
1989 AL at Cal	.333	1	3	1	1	0	0	0	1	0	1	0	0
1991 AL at Tor	.000	1	1	0	0	0	0	0	1	0	0	0	0
Totals	.286	5	7	1	2	0	0	0	2	0	1	0	0

	1998 SEASON					LIFETIME				
	AVG	AB	H	HR	RBI	AVG	AB	H	HR	RBI
Total	.300	293	88	9	57	.291	9111	2649	348	1480
Home	.318	151	48	5	25	.292	4377	1279	168	766
Away	.282	142	40	4	32	.289	4734	1370	180	714
Ana	.321	28	9	1	8	.280	699	196	22	106
Bal	-	-	-	-	-	.291	597	174	21	91
Bos	.143	14	2	0	0	.288	685	197	23	100
Cws	.150	20	3	0	0	.214	234	50	8	28
Cle	.265	34	9	1	5	.294	705	207	28	116
Det	.308	13	4	0	1	.284	684	194	28	133
KC	.357	14	5	1	1	.294	698	205	26	98
Min	.281	32	9	2	10	.297	681	202	30	120
NY	.400	15	6	0	5	.285	652	186	23	109
Oak	.333	21	7	1	7	.306	713	218	21	122
Sea	.250	12	3	1	3	.292	684	200	27	123
Tam	.263	19	5	0	3	.263	19	5	0	3
Tex	.320	25	8	1	4	.300	663	199	32	110
Tor	.412	34	14	1	8	.293	686	201	31	107
PRE ASG	.326	190	62	5	37	.292	4879	1423	175	806
POST ASG	.252	103	26	4	20	.290	4232	1226	173	674
vs. Left	.204	49	10	1	6	.267	2336	624	68	346
vs. Right	.320	244	78	8	51	.299	6775	2025	280	1134
as DH	.308	273	84	9	52	.292	5036	1473	199	835
as PH	.167	24	4	0	5	.340	147	50	3	41
Mar/Apr	.306	62	19	2	10	.264	1107	292	33	164
May	.328	67	22	2	16	.288	1531	441	47	241
June	.344	61	21	1	11	.289	1603	464	65	264
July	.500	2	1	0	0	.314	1496	470	65	255
August	.246	65	16	2	12	.276	1617	447	63	248
Sept/Oct	.250	36	9	2	8	.304	1757	535	75	308
All	.167	6	1	0	0	.167	6	1	0	0
Fla	.000	1	0	0	0	.750	4	3	0	0
Mon	.000	1	0	0	1	.000	1	0	0	1
NY	.667	3	2	0	0	.364	11	4	1	1
Phi	1.000	1	1	0	1	1.000	1	1	0	1

FIELDING					
OF	PCT	G	PO	A	E DP
1980	.963	137	229	6	9 1
1981	.985	80	120	10	2 1
1982	.980	161	326	10	7 4
1983	.973	155	312	10	9 3
1984	.981	147	307	8	6 1
1985	.994	159	318	8	2 2
1986	.984	141	295	15	5 5
1987	1.000	8	13	0	0 0
1988	.882	9	14	1	2 0
1989	.964	26	54	0	2 0
1990	.833	2	5	0	1 0
1991	.923	12	11	1	1 0
1992	.964	23	27	0	1 0
1993	.000	1	0	0	0 0
Career	.978	1061	2031	69	47 17
SS	PCT	G	PO	A	E DP
1998	.000	1	0	0	0 0
Career	.000	1	0	0	0 0

#### LIFETIME BY BALLPARK

HAROLD BAINES	AVG	AB	H	HR	RBI
Edison International Field	.278	363	101	11	41
Oriole Park at Camden Yards	.313	803	251	38	135
Memorial Stadium	.322	233	75	13	35
Fenway Park	.279	376	105	12	51
Comiskey Park	.270	486	131	19	84
Jacobs Field	.324	105	34	6	18
Tiger Stadium	.319	351	112	16	70
Ewing M. Kauffman Stadium	.242	368	89	14	43
Hubert H. Humphrey Metrodome	.312	324	101	16	58
Yankee Stadium	.289	329	95	12	55
Oakland-Alameda County Coliseum	.279	886	247	35	168
The Kingdome	.278	360	100	9	54
Tropicana Field	.500	6	3	0	3
The Ballpark in Arlington	.490	51	25	6	20
Skydome	.305	151	46	6	15
NATIONAL LEAGUE	1.000	3	3	0	0
Pro Player Stadium	.000	1	0	0	1
Olympic Stadium	1.000	1	1	0	1
Veterans Stadium					

#### MOST CAREER HR WITHOUT HAVING A 30-HR SEASON

Player	Career HR	Player	Career HR
Al Kaline	399	George Hendrick	267
Harold Baines	348	Tim Wallach	260
Brian Downing	275	Vada Pinson	256
Brooks Robinson	268	Kirk Gibson	255
Joe Morgan	268	Robin Yount	251

#### BAINES AMONG TOP DESIGNATED HITTERS

Hits	Home Runs	RBI
Hal McRae	1,555	219
Harold Baines	1,476	200
Paul Molitor	1,457	181
Don Baylor	1,209	145
Chili Davis	1,050	113
Hal McRae		837
Don Baylor		801
Paul Molitor		695
Chili Davis		660

#### ACTIVE HOME RUN AND RBI LEADERS

Active Career HR Leaders	Active Career RBI Leaders
1. Mark McGwire, St. Louis	1. Cal Ripken, Orioles
2. Barry Bonds, San Francisco	2. Harold Baines, Orioles
3. Jose Canseco, Tampa Bay	3. Gary Gaetti, Chicago
4. Cal Ripken, Orioles	4. Chili Davis, New York
5. Fred McGriff, Tampa Bay	5. Barry Bonds, San Francisco
6. Gary Gaetti, Chicago	6. Jose Canseco, Tampa Bay
7. Ken Griffey Jr., Seattle	7. Andres Galarraga, Atlanta
8. Harold Baines, Orioles	8. Mark McGwire, St. Louis

#### ALBERT JOJUAN BELLE OUTFIELDER—#88

Born: August 25, 1966

Opening Day Age: 32

Height: 6'2"

Weight: 225

Bats: R

Throws: R

Birthplace/Residence: Born in Shreveport, LA...Resides in Tucson, AZ

Contract Status: Signed through 2003

M.L. Service: 8 years, 115 days

Acquired: December 1, 1998; signed by the Orioles as a free agent to a 5-year contract



1999 Orioles

#### GAME HIGHS, STREAKS & SLAMS

**RUNS:** 4, five times, most recently June 27, 1997 at Minnesota...**HITS:** 5, twice, most recently September 14, 1998 at Detroit; 4, 14 times, most recently July 21, 1998 at Toronto...**DOUBLES:** 3, three times, most recently September 14, 1998 at Detroit...**TRIPLES:** 1, 19 times, most recently August 24, 1998 at Seattle...**HR:** 3, twice, most recently September 19, 1995 at Chicago; 2, 31 times, most recently July 13, 1998 vs. Minnesota...**RBI:** 6, four times, most recently July 10, 1998 vs. Kansas City...**WALKS:** 3, nine times, most recently September 1, 1998 at Baltimore...**SB:** 2, twice, most recently September 11, 1998 at Cleveland...**HITTING STREAK:** 27, May 3 - June 1, 1997...**GRAND SLAMS:** July 24, 1989 vs. New York (off Eric Plunk); July 8, 1992 vs. California (off Joe Grahe); June 12, 1994 at Milwaukee (off Jaime Navarro); July 18, 1995 vs. California (off Lee Smith); September 1, 1995 at Detroit (off Mike Myers); July 31, 1996 vs. Toronto (off Bill Risley); August 28, 1996 at Detroit (off A.J. Sager); May 22, 1997 vs. Oakland (off Willie Adams); May 27, 1997 vs. Cleveland (off Albie Lopez); September 22, 1997 at Texas (off Darren Oliver); September 19, 1997 at Boston (off Tom Gordon)

#### 1998

- Put together one of the top offensive seasons in the last fifty years, finishing in the top three in each Triple Crown category and among the league leaders in 11 of 14 major offensive categories...Had his 7<sup>th</sup> straight season with 30 or more home runs and 100 or more RBI, the 4<sup>th</sup> longest such streak in history (see chart).
- Shattered the White Sox single season records with 49 home runs, 152 RBI, 49 doubles, 399 total bases and 99 extra base hits on the way to earning his 5<sup>th</sup> career Hillerich and Bradsby Silver Slugger Award...The former Chicago RBI record of 138 had stood since 1936 and the former total bases mark of 336 had stood since 1920.
- With Cal Ripken ending his consecutive games streak at 2,632, Belle enters the '99 season as baseball's current "iron man" having played in 334 straight games.
- Narrowly missed becoming the first player since Stan Musial in 1948 to record 400 total bases (399) and 100 extra base hits (99) in the same season...His 99 extra base hits are tied for the 11<sup>th</sup> highest total in major league history.
- The only player in major league history to record 50 doubles and 50 homers in the same year (1995), fell one home run and two doubles shy of accomplishing the feat again.
- Belle's 152 RBI was the 6<sup>th</sup> highest total in baseball since 1949, while his 399 total bases were the most in the American League since Jim Rice had 406 in 1978...Led the American League in total bases, extra base hits, slugging percentage (.655), games played (163), sacrifice flies (15), was 2<sup>nd</sup> in the league in home runs (49), RBI (152) and doubles (48) and he placed 3<sup>rd</sup> in batting (.328).
- Collected his 100<sup>th</sup> RBI of the season on August 10...In the season's 2<sup>nd</sup> half he batted .387 (109-282) with 31 HR, 86 RBI and a .816 slugging



percentage...Led the majors in each category except home runs (McGwire and Sosa each had 33).

- Was named A.L. "Player of the Month" for July after batting .406 (41-101) with a major league record 16 home runs and 32 RBI...His 16 homers broke the July record previously held by Joe DiMaggio (1937), Hank Greenberg (1938), Joe Adcock (1956), and Juan Gonzalez (1996)...Also earned A.L. "Player of the Month" honors for September.
- Was named A.L. "Player of the Week" in consecutive weeks to open the 2<sup>nd</sup> half, July 9-12 and July 13-19...It was the 4<sup>th</sup> and 5<sup>th</sup> times that he has been so honored.
- On July 13 vs. Minnesota, Albert collected his 2,500<sup>th</sup> career total base...He smacked his 300<sup>th</sup> career home run on July 17 vs. Cleveland and his 1,000<sup>th</sup> career RBI came on September 14 at Detroit.
- Had five multi-homer games, raising his career total to 33...Led the American League in combined slugging and on-base percentage (.1055), cleanup slugging percentage (.660) and slugging vs. right-handers (.648)...Was 2<sup>nd</sup> in home run ratio (1 every 12.4 AB)...3<sup>rd</sup> in RBI Ratio (1 every 4.0 AB), batting average vs. right-handers (.333) and times on base (282).
- Homered in consecutive games 13 times, including four straight games, July 13-15...It was the 4<sup>th</sup> time in his career that he homered in four straight games...Hit three home runs at Camden Yards giving him 15 home runs at Oriole Park in his career, the most by any opponent...On July 1 at Houston he became the 12<sup>th</sup> player to hit a ball into the upper deck of the Astrodome.
- After hitting .151 with one home run and five RBI through the first 15 games, Belle hit .345 with 48 HR and 147 RBI over the final 148 games.

### PRO CAREER

**1997:** Placed 7<sup>th</sup> in the A.L. with 311 total bases, marking the third straight season and fourth in the last five years that he has collected over 300 TB...Was among the league leaders in doubles (3<sup>rd</sup>, 45), extra base hits (4<sup>th</sup>, 76), RBI (8<sup>th</sup>, 116), games played (3<sup>rd</sup>, 161), at-bats (T3<sup>rd</sup>, 634), plate appearances (7<sup>th</sup>, 701)...The White Sox were 19-9 when he homered and 44-23 when he drove in a run...Compiled a career-best 27-game hitting streak, 5/3-6/1...It was the longest streak of his career and tied the Chicago franchise record set by Luke Appling in 1936...Streak of reaching base in 33 consecutive games ended on 6/8 vs. the Orioles...After hitting .206 with four HR and 14 RBI in April, Belle batted .346 with 7 HR and 32 RBI in May...Smacked four grand slams during the year, setting a White Sox single season record...Named to the A.L. All-Star team for the 5<sup>th</sup> time...On May 24 vs. Milwaukee he clubbed his 250<sup>th</sup> career home run and became the 6<sup>th</sup> fastest in major league history to reach the plateau behind Killebrew, Kiner, Ruth, McGwire and Kingman...Collected 9 total bases in a game twice, 6/27 at Minnesota and 8/12 vs. Anaheim.

**1996:** Led the American League in RBI for the second straight season and third time in his career...His 148 RBI was the second highest single season total in Cleveland franchise history...Was 2<sup>nd</sup> in the league in total bases (375), 3<sup>rd</sup> in extra-base hits (89), 4<sup>th</sup> in HR (48), 6<sup>th</sup> in runs (124), 7<sup>th</sup> in walks (99) and in slugging (.623)...Placed 3<sup>rd</sup> in the A.L. Most Valuable Player balloting...Became 2<sup>nd</sup> player in Indians history, joining Rocky Colavito, to record consecutive 40+ HR seasons...Was named to 4<sup>th</sup> All-Star team (2<sup>nd</sup> start), becoming the first Cleveland player to be selected to four straight All-Star Games since Sam McDowell (1968-71) and first position player since Larry Doby (1949-55)...On 7/25 at Camden Yards he clubbed his 227<sup>th</sup> career home run to become the Indians all-time leader, surpassing Earl Averill's 57 year old record of 226...Compiled 21-game hitting streak, 4/27-5/21...Collected 1,000<sup>th</sup> career hit on 9/17 at Chicago off Alex Fernandez...Hit his 200<sup>th</sup> career home run on 4/19 vs. Boston off Tom Gordon...In Game 3 of A.L. Division Series he smacked a grand slam off Baltimore's Armando Benitez.

**1995:** Hit a career-high and Cleveland franchise record 50 HR despite playing in just 143 games of the season shortened due to the labor dispute...Became the first player in major league history to collect 50 HR and 50 2B in a single season...Finished 2<sup>nd</sup> in the A.L. Most Valuable Player balloting behind Mo Vaughn of Boston by a 308-300 margin...It was the highest finish in the voting by an Indians player since Al Rosen won the award in 1953...Was named Major League "Player of the Year" by *The Sporting News* and *Baseball Digest* and was named to the Associated Press All-Star Team...Earned his 3<sup>rd</sup> straight Silver Slugger Award...Became the 12<sup>th</sup> player (19<sup>th</sup> time) in history to record 50 home runs in a season and the first since Cecil Fielder in 1990...Led the league in home runs, doubles (52), total bases (377), runs scored (121), slugging percentage (.690) and extra-base hits (103) and he shared the RBI lead with Mo

Vaughn (126)...Tied Babe Ruth's major league record for HR in September with 17...His 31 HR after 8/1 set the big league mark for HR in a two-month span...Became the first ever Cleveland hitter to lead the majors in homers...Became the 8<sup>th</sup> player all-time to collect 100 or more extra-base hits in a season and the first since Stan Musial in 1948...The other six were Babe Ruth (1921), Rogers Hornsby (1922), Lou Gehrig (1927 and '30), Chuck Klein (1930 and '32) and Hank Greenberg (1934 and '37)...Named to third straight All-Star Team and made his first start in left field...Named AL "Player of the Month" for August when he batted .381 with 14 HR and 30 RBI...Recorded 36 HR and 75 RBI in 76 second half games...On 9/18 he clubbed three home runs at Chicago...Compiled a season-high 15-game hitting streak 8/8-21...Collected 500<sup>th</sup> career RBI on 6/5 vs. Detroit...Missed Game 4 of the ALCS vs. Seattle with a sprained right ankle suffered when he was hit on the foot by a Norm Charlton pitch in Game 3.

**1994:** Finished 3<sup>rd</sup> in the A.L. Most Valuable Player balloting behind Frank Thomas and Ken Griffey, Jr...Ranked among the A.L. top three in 10 offensive categories...Was elected to the A.L. All-Star Team for the second straight season...Named to the Associated Press All-Star Team...Became first player in Cleveland franchise history to hit 30 home runs in three consecutive seasons...Led the league with a .413 batting average at home...Was 3<sup>rd</sup> in the league in both HR (one every 11.4 AB) and RBI (one every 4.1 AB) ratio...American League "Player of the Month" for June after batting .364 with 10 HR, 29 RBI and 25 RS...Compiled season-high 14-game hitting streak, 5/3-19...On 7/15 at Chicago his bat was confiscated by umpires at the request of White Sox Manager Gene Lamont...Was suspended for ten days by league President Dr. Bobby Brown for using a corked bat...On 7/29 the suspension was reduced to seven games and was served from 8/1-7...In the 20 games from when his bat was confiscated until the end of the season, Albert batted .367 with 10 HR and 23 RBI.

**1993:** Led the league with 129 RBI...Became 7<sup>th</sup> player in Indians history to lead the league in RBI and first since Joe Carter in 1986...129 RBI were the most by an Indians hitter since Al Rosen led the league with 145 in 1953...Finished 7<sup>th</sup> in the A.L. Most Valuable Player balloting...His 38 HR were the most by an Indians slugger since Rocky Colavito hit 42 in 1959...Became only the 4<sup>th</sup> Indian to compile back-to-back 30 HR/100 RBI seasons, joining Colavito, Hal Trosky and Earl Averill...Became first Indian to lead the team in HR and RBI for three straight seasons since Trosky, 1934-37...Was named to *The Sporting News* post-season A.L. All-Star Team...Was selected to his first American League All-Star squad...Went 1-for-1 with an RBI, 2 RS and a BB in the Mid-Summer Classic played 7/13 at Baltimore...Was rated as the 3<sup>rd</sup> best outfielder in the league by the Elias Sports Bureau...Named 3<sup>rd</sup> best power hitter in the league in the "Tools of the Trade" poll of major league managers conducted by *Baseball America*...Ranked 2<sup>nd</sup> in the A.L. with 16 outfield assists after having only 12 career assists entering the season...Hit his 20<sup>th</sup> home run on 6/22, becoming the first American Leaguer to reach that mark in '93...Served a three-game suspension from 6/4-6 as a result of an incident on 5/13 vs. Kansas City when he charged the mound after being hit by a Hipolito Pichardo pitch.

**1992:** Topped the Indians in HR and RBI for the second straight season...His 34 HR and 112 RBI both tied for 4<sup>th</sup> in the league...Became the first Indians player to have 30 HR and 100 RBI in a season since Joe Carter in '89...Was joined by Carlos Baerga to give the Indians two players with 100 RBI in a season for the first time since Larry Doby and Al Rosen did it in '54...Homered once every 17.2 at-bats, the 7<sup>th</sup> best ratio in the A.L...Was named A.L. "Player of the Week" for 5/25-31 when he batted .409 with 5 HR, 8 RBI and 8 RS...Hit 7 HR in a 9-game stretch, 5/22-31...Smacked three home runs on 9/4 vs. the Mariners, the first Cleveland player to accomplish the feat since Joe Carter in '89 and the first to do it in Cleveland since Brook Jacoby in '87...Was suspended for three games by A.L. President Dr. Bobby Brown after charging the mound on 5/4 vs. Kansas City when Neal Heaton threw behind his back...Served the suspension 8/4-7 after a hearing with Brown...Swung at the first pitch 45.8% of the time, the 2<sup>nd</sup> highest percentage in the league, trailing only Kirby Puckett (49.6%).

**1991:** Led Cleveland in HR (28), RBI (95), 2B (31) and Slugging (.540) despite playing in just 123 games...Ranked 9<sup>th</sup> in the league in homers...Accounted for 35.4% of Cleveland's home runs and 17.4% of their RBI, the best ratio in the league...Hit a pair of HR on 5/14 off Greg Harris at Fenway Park...Homered in four straight games, 7/19-23 and went deep in three straight games, 8/15-16...Was optioned to AAA Colorado Springs on 6/6...Was recalled on 6/26 and batted .295 with 19 HR and 68 RBI in 79 games after return...Suffered a hairline



fracture of his jaw in a home plate collision with NY's Matt Nokes on 9/28 and missed the final nine games of the year...Hit .342 (27-79) with 8 HR and 21 RBI when swinging at the first pitch...Was suspended for seven days (6 games) by Dr. Bobby Brown after throwing a ball into the stands on 5/11 vs. California...Served suspension 7/12-17.

1990: Began the year on the Indians major league roster...Collected three hits on 4/27 vs. the Twins, including a HR...Was optioned to AAA Colorado Springs on 5/7 and played there as well as AA Canton-Akron...Batted .344 with 5 HR and 19 RBI in 24 games before taking a leave of absence...Returned to play in nine games with Canton-Akron...Worked out with the Indians following the American Association playoffs but was not added to the roster...Following the season he participated in the Florida Instructional League and the Puerto Rican Winter League.

1989: Began the season at AA Canton-Akron...Was leading the Eastern League with 20 HR and 69 RBI when he was recalled by the Indians on 7/15...Was named E.L. "Player of the Month" for June and the league's "Player of the Week" three times...Was chosen as the E.L.'s top prospect by *Baseball America*...Made his big league debut the night he was called up, 7/15, vs. Texas as the starting right fielder...Collected his first major league hit in his first at-bat, an RBI single off Nolan Ryan...Hit his first career home run on 7/19 at Minnesota off Randy St. Claire...Batted .311 with 2 HR and 15 RBI in his first 12 games...Connected on his first career grand slam on 7/24 vs. New York off Eric Plunk...Drove in 37 runs in 218 at-bats, one every 5.89 at-bats.

1988: Split the season between Class A Kinston of the Carolina League and Class A Waterloo of the Midwest League.

1987: Began his professional career, appearing in ten games at Class A Kinston.

#### PERSONAL/MISCELLANEOUS

Single...Originally signed by Red Gaskill of the Indians...This past off-season Albert returned to Baltimore and participated in the Orioles annual FanFest...Was the Cleveland Indians Roberto Clemente Award nominee in 1993 and 1994 and the club's Branch Rickey Award nominee in 1994 for his efforts in the community...Was featured on the cover of the December 23, 1998 issue of *USA Today's Baseball Weekly* for a story about players that are very active in the community and with charitable endeavors...Albert donates his time and money to several churches and youth organizations in his hometown of Shreveport, LA and stresses the importance of education...He played collegiate baseball at Louisiana State University from 1985-87...Set LSU career records in seven offensive categories, including HR (49), RBI (172), Runs (157), Hits (194), At-Bats (585), and Slugging Percentage (.670)...Set school single season marks with 21 home runs in both 1986 and '87...Earned first team All-SEC honors in 1986 and '87...Was a second team All-American in 1986 and a third team selection in 1987 by *Baseball America*...Ranks among the SEC career leaders with 49 HR.

#### TOP OFFENSIVE SEASONS SINCE 1949

RBI	Player, Club	Year	No.
	Ted Williams, Bos.	1949	159
	Vern Stephens, Bos.	1949	159
	Sammy Sosa, Cubs	1998	158
	Juan Gonzalez, Tex	1998	157
	Tommy Davis, LA	1962	153
	Albert Belle, CWS	1998	152

Extra Base Hits	Player, Club	Year	No.
	Albert Belle, Cle	1995	103
	Albert Belle, CWS	1998	99
	Larry Walker, Col	1997	99
	Juan Gonzalez, Tex	1998	97
	Ellis Burks, Col	1997	93

Total Bases	Player, Club	Year	No.
	Sammy Sosa, Cubs	1998	416
	Larry Walker, Col	1997	409
	Jim Rice, Bos	1978	406
	Hank Aaron, Mil	1959	400
	Albert Belle, CWS	1998	399

#### ACTIVE HOME RUN LEADERS VS ORIOLES

Player	HRs	Player	HRs
1. Albert Belle	32	4. Mo Vaughn	28
2. Jose Canseco	30	Frank Thomas	28
Mark McGwire	30	6. Ken Griffey Jr.	26

#### ACTIVE CONSECUTIVE GAMES PLAYED LEADERS

Player	Games	Player	Games
1. Albert Belle	334	4. Ken Griffey, Jr.	163
2. Vinny Castilla	247	5. B.J. Surhoff	162
3. Neifi Perez	232	6. Rafael Palmeiro	162

#### OFFENSIVE LEADERS

Major League Baseball's top producers in doubles, home runs, RBI, extra base hits and total bases over the past eight seasons (1991-1998):

Doubles	Home Runs	RBI
Albert Belle 308	Albert Belle 313	Albert Belle 979
Edgar Martinez 296	Ken Griffey 312	Frank Thomas 932
Mark Grace 288	Mark McGwire 301	Juan Gonzalez 923
Craig Biggio 282	Juan Gonzalez 296	Barry Bonds 879
Jeff Bagwell 279	Barry Bonds 294	Ken Griffey 877

Extra Base Hits	Total Bases
Albert Belle 636	Albert Belle 2612
Barry Bonds 578	Ken Griffey 2489
Ken Griffey 575	Rafael Palmeiro 2484
Rafael Palmeiro 561	Frank Thomas 2474
Frank Thomas 556	Barry Bonds 2432

YEAR	CLUB	AVG	G	AB	R	H	2B	3B	HR	RBI	BB	SO	SB	CS
1987	Kinston-1	.324	10	37	5	12	2	0	3	9	8	16	0	1
1988	Waterloo	.250	9	28	2	7	1	0	1	2	1	9	0	0
	Kinston	.301	41	153	21	46	16	0	8	39	18	45	2	0
1989	Canton-Akron	.282	89	312	48	88	20	0	20	69	32	82	8	4
	CLEVELAND	.225	62	218	22	49	8	4	7	37	12	55	2	2
1990	CLEVELAND	.174	9	23	1	4	0	0	1	3	1	6	0	0
	Colorado Springs	.344	24	96	16	33	3	1	5	19	5	16	4	3
	Canton-Akron	.250	9	32	4	8	1	0	0	3	3	7	0	1
1991	CLEVELAND	.282	123	461	60	130	31	2	28	95	25	99	3	1
	Colorado Springs	.328	16	61	9	20	3	2	2	16	2	8	1	1
1992	CLEVELAND	.260	153	585	81	152	23	1	34	112	52	128	8	2
1993	CLEVELAND	.290	159	594	93	172	36	3	38	129	76	96	23	12
1994	CLEVELAND	.357	106	412	90	147	35	2	36	101	58	71	9	6
1995	CLEVELAND	.317	143	546	121	173	52	1	50	126	73	80	5	2
1996	CLEVELAND-2	.311	158	602	124	187	38	3	48	148	99	87	11	0
1997	CHICAGO (AL)	.274	161	634	90	174	45	1	30	116	53	105	4	4
1998	CHICAGO	.328	163	609	113	200	48	2	49	152	81	84	6	4
Minor Lg. Totals		.298	198	719	105	214	46	3	39	157	69	183	15	9
BALTIMORE Totals		-	-	-	-	-	-	-	-	-	-	-	-	-
American League		.296	1237	4684	795	1388	316	19	321	1019	530	811	71	33
National League		-	-	-	-	-	-	-	-	-	-	-	-	-
ML Totals		.296	1237	4684	795	1388	316	19	321	1019	530	811	71	33

\* Led league

# Tied for league lead

1-Selected by Cleveland in 2nd round of 1987 First Year Player Draft

2-Signed by Chicago White Sox as a free agent on November 20, 1996

DIVISION SERIES	AVG	G	AB	R	H	2B	3B	HR	RBI	BB	SO	SB	CS
1995 Cle vs Bos	.273	3	11	3	3	1	0	1	3	4	3	0	0
1996 Cle vs Bal	.200	4	15	2	3	0	0	2	6	2	3	1	0
Totals	.231	7	26	5	6	1	0	3	9	6	6	1	0

LCS	AVG	G	AB	R	H	2B	3B	HR	RBI	BB	SO	SB	CS
1995 Cle vs Sea	.222	5	18	1	4	1	0	1	1	3	5	0	0
Totals	.222	5	18	1	4	1	0	1	1	3	5	0	0

WORLD SERIES	AVG	G	AB	R	H	2B	3B	HR	RBI	BB	SO	SB	CS
1995 Cle vs Atl	.235	6	17	4	4	0	0	2	4	7	5	0	1
Totals	.235	6	17	4	4	0	0	2	4	7	5	0	1

ALL-STAR	AVG	G	AB	R	H	2B	3B	HR	RBI	BB	SO	SB	CS
1993 AL, at Bal	1.000	1	1	2	1	0	0	0	1	1	0	0	0
1994 AL, at Pitt	.000	1	2	0	0	0	0	0	0	0	0	0	0
1995 AL, at Tex	.000	1	3	0	0	0	0	0	0	0	1	0	0
1996 AL, at Phi	.000	1	4	0	0	0	0	0	0	0	3	0	0
1997 AL, at Cle	-	-	-	-	-	-	-	-	-	-	-	-	-
Totals	.100	4	10	2	1	0	0	0	1	1	4	0	0

#### POWERFUL LIKE A FOX

Albert Belle and Jimmie Foxx are the only players in history to hold the single season HR record for two teams. Belle is Cleveland's (50 in '95) and Chicago's (49 in '98) single season record holder. Foxx is the Philadelphia A's (58 in '32) and Boston Red Sox (50 in '38) single season record holder.



	1998 SEASON					LIFETIME				
	AVG	AB	H	HR	RBI	AVG	AB	H	HR	RBI
Total	.328	609	200	49	152	.296	4684	1388	321	1019
Home	.348	296	103	29	90	.305	2275	694	158	523
Away	.310	313	97	20	62	.288	2409	694	163	496
Ana	.297	37	11	4	16	.281	327	92	23	93
Bal	.378	37	14	6	16	.325	348	113	32	90
Bos	.378	37	14	0	4	.285	393	112	23	83
Cws	-	-	-	-	-	.276	294	81	18	46
Cle	.310	42	13	2	6	.270	89	24	4	19
Det	.333	51	17	1	8	.269	364	98	20	69
KC	.457	46	21	8	22	.301	329	99	21	67
Min	.229	48	11	3	8	.312	369	115	24	82
NY	.410	39	16	7	14	.318	343	109	31	75
Oak	.195	41	8	0	3	.272	316	86	17	63
Sea	.357	42	15	3	13	.281	327	92	26	69
Tam	.200	40	8	3	5	.200	40	8	3	5
Tex	.310	42	13	2	9	.292	359	105	21	76
Tor	.372	43	16	5	9	.321	365	117	26	81
PRE ASG	.278	327	91	18	66	.296	2440	722	157	505
POST ASG	.387	282	109	31	86	.297	2244	666	164	514
vs. Left	.313	134	42	12	28	.304	1159	352	83	246
vs. Right	.333	475	158	37	124	.294	3525	1036	238	773
as DH	.267	15	4	0	0	.261	689	180	32	126
as PH	-	-	-	-	-	.200	10	2	0	0
Mar/Apr	.247	93	23	5	14	.275	636	175	43	119
May	.279	104	29	5	26	.315	803	253	54	187
June	.295	112	33	7	23	.291	753	219	46	149
July	.406	101	41	16	32	.303	845	256	71	204
August	.355	110	39	8	26	.290	868	252	58	180
Sept/Oct	.393	89	35	8	31	.299	779	233	49	180
Atl	-	-	-	-	-	-	-	-	-	-
Fla	-	-	-	-	-	-	-	-	-	-
Mon	-	-	-	-	-	-	-	-	-	-
NY	-	-	-	-	-	-	-	-	-	-
Phi	-	-	-	-	-	-	-	-	-	-

FIELDING							LIFETIME BY BALLPARK						
OF	PCT	G	PO	A	E	DP	ALBERT BELLE	AVG	AB	H	HR	RBI	
1989	.979	44	92	3	2	1	Edison International Field	.273	176	48	13	44	
1990	.000	1	0	0	0	0	Oriole Park at Camden Yards	.294	153	45	15	36	
1991	.952	89	171	8	9	1	Memorial Stadium	.346	26	9	1	7	
1992	.969	52	94	1	3	0	Fenway Park	.263	198	52	14	45	
1993	.986	150	338	16	5	7	Comiskey Park	.311	739	230	51	167	
1994	.973	104	205	8	6	1	Jacobs Field	.202	793	160	69	190	
1995	.981	142	304	7	6	1	Tiger Stadium	.254	201	51	10	41	
1996	.970	152	309	11	10	0	Ewing M. Kauffman Stadium	.282	174	49	9	31	
1997	.972	154	351	1	10	0	Hubert H. Humphrey Metrodome	.309	191	59	11	45	
1998	.976	159	316	11	8	3	Yankee Stadium	.331	175	58	18	34	
Career	.974	1047	2180	66	61	14	Oakland Alameda Coliseum	.271	144	39	10	31	
							The Kingdome	.310	168	52	11	27	
							Tropicana Field	.238	21	5	2	3	
							The Ballpark in Arlington	.271	118	32	9	27	
							Skydome	.341	182	62	12	41	

#### MOST CONSECUTIVE 30 HR/100 RBI SEASONS

Player	Years	#Seasons
Jimmie Foxx	1929-1940	12
Lou Gehrig	1929-1937	9
Babe Ruth	1926-1933	8
Albert Belle	1992-1998	7
Willie Mays	1961-1966	6

#### MOST CAREER HR AT CAMDEN YARDS BY VISITING PLAYER

1. Albert Belle	15	T4. Dean Palmer	10
2. Mo Vaughn	13	Tim Salmon	10
3. Juan Gonzalez	12		

## ESTEBAN BELTRE

### INFIELDER—#72: SPRING TRAINING INVITEE

Born: December 26, 1967

Opening Day Age: 31

Height: 5'10"

Weight: 180

Bats: R

Throws: R


Birthplace/Residence: Born in Ingenio Quisfueña,

DR...Resides in San Pedro de Macoris, DR

Contract Status: Signed through 1999

M.L. Service: 3 years, 73 days

Acquired: December 18, 1998; signed by the Orioles as a free agent



#### GAME HIGHS, STREAKS & SLAMS

RUNS: 3, August 4, 1992 vs. Minnesota...HITS: 3, five times, most recently June 28, 1994 at Minnesota...DOUBLES: 1, 17 times, most recently May 25, 1996 at California...TRIPLES: none...HR: 1, August 4, 1992 vs. Minnesota...RBI: 3, August 4, 1992 vs. Minnesota...WALKS: 2, three times, most recently September 6, 1995 vs. Chicago White Sox...SB: 1, 5 times, most recently June 5, 1996 vs. Chicago...HITTING STREAK: 5 games, May 21-29, 1996...GRAND SLAMS: None

#### 1998

- Spent the entire year at Salt Lake, the Triple-A affiliate of the Minnesota Twins...He led his team in at-bats (510), runs scored (84) and strikeouts (109)...Was 2<sup>nd</sup> in the Buzz in hits (142) and stolen bases (26).
- He collected a season-high 4 hits twice: April 28 vs. Tucson and May 5 at New Orleans...On April 30 he was batting .353 and his average was as high as .296 on August 8.
- Compiled a .967 fielding percentage, making 19 errors in 580 total chances...Esteban batted .336 (83-247) in 67 games at home and just .224 (59-263) in 66 road games.

#### PRO CAREER

- 1997: Was in spring training with Pittsburgh...Released 3/23...Spent summer converting from shortstop to pitcher...Appeared in one game for St. Paul Saints of Northern League.
- 1996: Signed as free agent with Boston, 1/22...Career-high 5-game hit-streak, going 7-19 (.368), 5/21-29...Made 10 starts at third base, 5 at second base and 2 at shortstop...Outrighted and elected free agency, 6/13...Signed by Philadelphia, 8/2...Released 8/5...Signed by Atlanta, 8/9...Signed with Pittsburgh, 12/13.
- 1995: Game-winning pinch-hit single, 8/15 vs. Milwaukee...Made 18 starts at shortstop and 7 at second base...Had .970 fielding percentage (3 E, 96 TC) at shortstop and .953 (2 E, 43 TC) at second base...Established career-highs in doubles and games.
- 1994: Traded to Texas in exchange for pitcher Scott Eyre, 3/28...Had game-winning RBI in first at-bat with Texas, 5/13 vs. Milwaukee...Was 22-for-59 (.373) in 18 games, 6/6-29...Had 5th career 3-hit game (4th of season), 6/28 at Minnesota...Made 32 starts at shortstop and 3 at third base...Was 14-for-43 (.326) vs. left-handers.
- 1993: Named to Pacific Coast League post-season All-Star team...Voted Best Infield Arm in league by *Baseball America*...Was 5th in league in hits...Led league shortstops in games (134), total chances (624) and assists (404).
- 1992: Began season at Vancouver...Recalled 4/21...Optioned 5/19...Recalled 6/19...First career 3-hit game, 7/5 at Boston...Had career-high 3 RBI and first major league home run off Bill Krueger, 8/4 vs. Minnesota.
- 1991: Signed as free agent by Milwaukee, 3/16...Traded to Chicago White Sox for outfielder John Cangelosi, 5/23...Voted Best Infield Arm in Pacific Coast League by *Baseball America*...Contract selected and made major league debut, 9/3 vs. Kansas City...Singled off Gene Harris for first major league hit, 10/5 at Seattle.
- 1990: Led league shortstops with assists (335) and total chances (580).
- 1989: Led league shortstops in fielding percentage (.945).
- 1987: Led league shortstops in total chances (591), putouts (198) and assists (358).
- 1986: Named to Florida State League All-Star team.



1985: Loaned to Utica, an independent New York-Penn League team, 6/16-9/16.

1984: Began pro career at Calgary after signing with Montreal as non-drafted free agent.

### PERSONAL/MISCELLANEOUS

Married to the former Marta Gomez... Three Children: Jarelis (11/2/91), Jerlina (10/7/94) and Steven (7/30/97)... 1984 graduate of Eugenio Mariade Hostos (DR) High School... Originally signed as free agent with Montreal on May 9, 1984 by scout Jesus Alou.

YEAR	CLUB	AVG	G	AB	R	H	2B	3B	HR	RBI	BB	SO	SB	CS
1984	Calgary-1	.200	18	20	1	4	0	0	0	2	2	8	1	0
1985	Utica	.199	72	241	19	48	6	2	0	22	18	58	8	7
1986	West Palm Beach	.242	97	285	24	69	11	1	1	20	16	59	4	2
1987	Jacksonville	.212	142	491	55	104	15	4	4	34	40	98	9	8
1988	Jacksonville	.150	35	113	5	17	2	0	0	6	3	28	1	0
	West Palm Beach	.279	69	226	23	63	5	6	0	15	11	38	4	0
1989	Rockford	.213	104	375	42	80	15	3	2	33	33	83	9	3
1990	Indianapolis	.226	133	407	33	92	11	2	1	37	32	77	8	2
1991	Denver-2	.179	27	78	11	14	1	3	0	9	9	16	3	2
	Vancouver-3	.271	88	347	48	94	11	3	0	30	23	61	8	7
	CHICAGO (AL)	.167	8	6	0	1	0	0	0	1	1	1	1	0
1992	Vancouver	.267	40	161	17	43	5	2	0	16	8	27	4	4
	CHICAGO (AL)	.191	49	110	21	21	2	0	1	10	3	18	1	0
1993	Nashville	.292	134	489	67	143	24	4	8	52	33	102	18	6
1994	TEXAS-4	.282	48	131	12	37	5	0	0	12	16	25	2	5
1995	TEXAS	.217	54	92	7	20	8	0	0	7	4	15	0	0
1996	BOSTON-5	.258	27	62	6	16	2	0	0	6	4	14	1	0
	Scranton	.133	4	15	1	2	0	0	0	1	0	1	0	0
1997														
1998	Salt Lake	.278	133	510	84	142	24	4	2	49	39	109	26	11
	Minor Lg. Totals	.244	1107	3786	433	922	133	34	18	326	268	767	103	52
	BALTIMORE Totals	-	-	-	-	-	-	-	-	-	-	-	-	-
	American League	.237	186	401	46	95	17	0	1	35	28	73	5	5
	National League	-	-	-	-	-	-	-	-	-	-	-	-	-
	ML Totals	.237	186	401	46	95	17	0	1	35	28	73	5	5

1-Signed by Montreal as a free agent on May 9, 1984

2-Signed by Milwaukee as a free agent on March 16, 1991

3-Traded to Chicago White Sox for OF John Cangelosi on May 23, 1991

4-Traded to Texas in exchange for P Scott Eyre on March 28, 1994

5-Signed by Boston as a free agent on January 22, 1996

6-Signed by Minnesota as a free agent on December 5, 1997

1998 SEASON					LIFETIME				
	AVG	AB	H	HR	RBI	AVG	AB	H	RBI
Total	-	-	-	-	-	.237	401	95	1
Home	-	-	-	-	-	.253	225	57	1
Away	-	-	-	-	-	.216	176	38	0
Ana	-	-	-	-	-	.318	44	14	0
Bal	-	-	-	-	-	.333	6	2	0
Bos	-	-	-	-	-	.278	18	5	0
Cws	-	-	-	-	-	.200	10	2	0
Cle	-	-	-	-	-	.261	46	12	0
Det	-	-	-	-	-	.086	35	3	0
KC	-	-	-	-	-	.250	48	12	0
Min	-	-	-	-	-	.174	23	4	0
NYN	-	-	-	-	-	.286	21	6	0
Oak	-	-	-	-	-	.304	23	7	0
Sea	-	-	-	-	-	.196	46	9	0
Tam	-	-	-	-	-	-	-	-	-
Tex	-	-	-	-	-	.111	9	1	0
Tor	-	-	-	-	-	.250	28	7	0
PRE ASG	-	-	-	-	-	.256	219	56	0
POST ASG	-	-	-	-	-	.214	182	39	1
vs. Left	-	-	-	-	-	.252	135	34	1
vs. Right	-	-	-	-	-	.229	266	61	0
as DH	-	-	-	-	-	.400	5	2	0
as PH	-	-	-	-	-	.600	5	3	0
Mar/Apr	-	-	-	-	-	.267	45	12	0
May	-	-	-	-	-	.211	38	8	0
June	-	-	-	-	-	.264	106	28	0
July	-	-	-	-	-	.273	77	21	0
August	-	-	-	-	-	.213	75	16	1
Sept/Oct	-	-	-	-	-	.167	60	10	0
Atl	-	-	-	-	-	-	-	-	-
Fla	-	-	-	-	-	-	-	-	-
Mon	-	-	-	-	-	-	-	-	-
NY	-	-	-	-	-	-	-	-	-
Phi	-	-	-	-	-	-	-	-	-

FIELDING	2B	PCT	G	PO	A	E	DP
1994	1,000	1	2	6	0	1	
1995	.953	15	13	28	2	6	
1996	.963	8	16	10	1	4	
Career	.962	24	31	44	3	11	

3B	PCT	G	PO	A	E	DP
1994	.818	5	4	5	2	1
1995	.000	1	0	0	0	0
1996	1,000	13	11	13	0	1
Career	.943	19	15	18	2	2

SS	PCT	G	PO	A	E	DP
1991	1,000	8	1	5	0	1
1992	.924	43	53	92	12	12
1994	.961	41	53	121	7	21
1995	.969	36	40	53	3	13
1996	1,000	6	4	3	0	0
Career	.951	134	151	274	22	47

### LIFETIME BY BALLPARK

ESTEBAN BELTRE	AVG	AB	H	HR	RBI
Edison International Field	.370	27	10	0	3
Oriole Park at Camden Yards	.400	5	2	0	1
Fenway Park	.184	38	7	0	4
Comiskey Park	.160	75	12	1	7
Jacobs Field	.167	18	3	0	2
Tiger Stadium	.111	18	2	0	1
Ewing M. Kauffman Stadium	.294	17	5	0	1
Yankee Stadium	.167	6	1	0	0
Oakland Alameda Coliseum	.250	12	3	0	1
The Kingdome	.176	17	3	0	0
The Ballpark in Arlington	.316	117	37	0	15
Skydome	.154	13	2	0	0

### DARIN BLOOD

RHP—#60

Born: August 31, 1974

Opening Day Age: 24

Height: 6'2"

Weight: 199

Bats: L

Throws: R

Birthplace/Residence: Born in Spokane,


WA...Resides in Scottsdale, AZ

Contract Status: Signed through 1999

M.L. Service: None

Acquired: July 25, 1998; from the San Francisco

Giants in exchange for outfielder Joe Carter



### 1998

• Spent most of the season in the San Francisco organization, pitching at Class AAA Fresno... Was acquired in late July by Baltimore and was inserted into the AAA Rochester rotation.

• He won his last three starts for the Red Wings and was named International League "Pitcher of the Week" for the final week of the season.

• On September 6 he tossed a 3-hit shutout over Ottawa... It was Darin's 2<sup>nd</sup> complete game of the year.

• While with Rochester, Blood held left-handed hitters to a .111 (4-36) average and in the first inning, opponents batted just .111 (2-18) against him... Overall he held the opposition to a .212 average while with the Red Wings.

• On January 6, Darin underwent arthroscopic surgery to remove a bone spur from his right elbow... The procedure was performed by Dr. James Andrews in Birmingham, AL.

### PRO CAREER

1997: Spent the season at Shreveport, making the jump to AA level in only third year as a pro... Led the team in starts (career-high 27), was 2<sup>nd</sup> on the team in innings pitched (156.0) and was 3<sup>rd</sup> in wins (8)... Began the season strong, going 3-0 with a 3.18 ERA in five April starts... Dropped five straight decisions, 5/5-6/1 and went 3-10 with a 5.33 ERA in 18 games from 5/5-8/6... Bounced back to finish the year strong, posting a 2-0 record with a 1.71 ERA in final four regular season starts... Was named Howe Sportsdata Texas League "Pitcher of the Week" for 8/11-17... In his only post-season appearance, Darin tossed a CG shutout vs. San Antonio, allowing just four hits in the Texas League finals.

1996: Enjoyed a banner year at San Jose, winning California League "Pitcher of the Year" honors... In the process, he captured the pitcher's equivalent of the triple crown, leading the CL with 17 wins, a 2.65 ERA and 193 Ks... His 17 victories also tied for the most in all of the minor leagues and he was 2<sup>nd</sup> in strikeouts... Was honored four times as the Howe Sportsdata "Pitcher of the Week"... Following the season he was named to *Baseball America's* Class A All-Star team and was ranked by the publication as the 5<sup>th</sup> Best Prospect in the league... His team reached the league finals and in the post-season, Darin went 1-1 in three appearances, two starts, with a 4.09 ERA.

1995: Began his pro career with rookie league Bellingham, helping the team



capture the North Division title...Was 2<sup>nd</sup> in the Northwest League with a 2.54 ERA, as he led the club in wins (6), starts (13), innings (74.1) and strikeouts (78)...Posted team's only playoff victory, pitching a 3-hit shutout over Boise in the best of three championship series.

#### PERSONAL/MISCELLANEOUS

Married to the former Joey Asan (12/30/95)...Originally signed by John Shafer of the Giants...Graduated from Central Valley High School in Spokane, WA...Attended Gonzaga University...Was named 2<sup>nd</sup> team All-American by *Baseball America* in 1995, going 13-3 with a 2.57 ERA in 16 starts...In 1996 he was tabbed Pac-10 Conference North "Player of the Year"...Hobbies include hunting and fishing.

YEAR CLUB	W	L	ERA	G	GS	CG	SHO	SV	IP	H	R	ER	HR	BB	SO
1995 Bellingham-1	6	3	2.54	14	13	0	0	0	74.1	63	26	21	2	32	78
1996 San Jose	17	6	2.65	27	25	2	2	0	170.0	140	59	50	4	71	193
1997 Shreveport	8	10	4.33	27	27	0	0	0	156.0	152	89	75	12	83	90
1998 Fresno-2	4	5	4.66	19	19	1	1	0	114.0	138	63	59	9	37	63
Rochester	3	2	2.48	6	6	1	1	0	32.2	24	11	9	2	13	14
Minor Lg. Totals	38	26	3.52	93	90	4	4	0	547.0	517	248	214	29	236	438
BALTIMORE Totals	-	-	-	-	-	-	-	-	-	-	-	-	-	-	-
American League	-	-	-	-	-	-	-	-	-	-	-	-	-	-	-
National League	-	-	-	-	-	-	-	-	-	-	-	-	-	-	-
ML Totals	-	-	-	-	-	-	-	-	-	-	-	-	-	-	-

1-Selected by San Francisco in 3rd round of 1995 First Year Player Draft  
2-Acquired by Baltimore from San Francisco in exchange for Of Joe Carter

### RICARDO (RICKY) BONES

RHP—#25

Born: April 17, 1969

1999 Opening Day Age: 29

Height: 6'0" Weight: 200


Bats: R Throws: R

Birthplace/Residence: Born in Salinas, PR...  
Resides in Guayama

Contract Status: Signed through 1999

M.L. Service: 6 years, 122 days

Acquired: December 21, 1998; signed by the Orioles as a free agent to a one-year contract



#### GAME HIGHS & STREAKS

**LOW HITTER:** 2, September 8, 1993 vs. Kansas City...**LONGEST RELIEF OUTING:** 5.1 innings, July 20, 1996 vs. New York Yankees...**STRIKEOUT HIGH:** 7, July 20, 1996 vs. New York Yankees...**WALK HIGH:** 7, September 23, 1995 vs. Baltimore...**HR ALLOWED:** 4, three times, most recently July 15, 1996 vs. Detroit...**WINNING STREAK:** 4 games, May 28-June 19, 1994...**LOSING STREAK:** 5 games, August 9, 1996-July 18, 1997

#### 1998

- Began the season with the Minnesota Twins' AAA affiliate at Salt Lake City...On May 25 he was signed by the Kansas City Royals as a minor league free agent and was assigned to AAA Omaha.
- After making three starts for Omaha, Bones' contract was purchased by the Royals on June 16...He made 32 appearances for Kansas City, all in relief.
- On June 19 at Detroit he made his first appearance for the Royals and worked 4.0 shutout innings for his first career save... He allowed just 2 runs in his first 11.0 innings with the Royals and had a 2.37 ERA after 18 appearances (8ER in 30.1IP).
- He was touched for runs in five consecutive outings, August 7-17, allowing 8ER in 8.1 innings, raising his season ERA to 3.72...Bounced back with six consecutive scoreless appearances, August 18-September 17, winning back-to-back outings on September 4 at Anaheim and September 14 vs. Oakland.
- With the Royals, Ricky allowed just 9 of 28 inherited runners to score and he retired 18 of 32 first batters faced (56%).

#### PRO CAREER

1997: Began the year with Cincinnati...Was released by the Reds on 5/6 and signed by the Brewers on 5/12...His contract was claimed by Kansas City from Milwaukee on 6/26...On 8/3 vs. Boston he recorded a season-high 6 strikeouts...On 8/19 vs. the Orioles he threw his 11<sup>th</sup> career CG and his first since 8/9/93...Was 4-5 with a 6.95 ERA in 11 starts for the Royals and 0-2 with a 3.38 ERA in 10 relief appearances...He stranded 8 of 11 inherited runners but first batters faced went 3-for-10 against him.

1996: Was Milwaukee's Opening Day starter for the second straight year, 4/2 vs. California...Had a 3-game winning streak, 6/4-25...Recorded a career-high 7 Ks on 7/20 vs. the Yankees...Pitched a season-high 8.0 shutout innings on 8/3 at Oakland...On 8/29 he was traded to the Yankees along with infielder Gabby Martinez to complete an earlier trade which sent pitcher Bob Wickman and outfielder Gerald Williams to Milwaukee for pitcher Graeme Lloyd and infielder Pat Listach...Was 7-13 with a 6.13 ERA in 24 starts and 0-1 with a 6.88 ERA in 12 relief appearances...Signed by Cincinnati on 12/10.

1995: Was Milwaukee's Opening Day starter...Had back-to-back wins with 15.1 scoreless innings, 5/1-6...Had a season-high 6 Ks on 5/6 vs. New York...Tossed 8<sup>th</sup> career CG on 6/2 vs. Kansas City...His 9<sup>th</sup> career CG and 2<sup>nd</sup> of the season came on 7/8 at California...On 8/21 vs. Kansas City he made his first relief appearance since 5/11/93...10<sup>th</sup> career CG and 3<sup>rd</sup> of the year was on 9/18 vs. Boston...Established career-high in strikeouts and matched career-high in starts...Led the Brewers in wins and starts and tied for the team lead in CG...His 31 starts was T4th in the league.

1994: Won his first two starts of the season...Was 3-1 with a 1.11 ERA in 5 starts, 4/8-30...First career SHO and 5<sup>th</sup> career CG came on 4/24 vs. the Royals...Had a career best 4-game winning streak, 5/28-6/19...Was 7-7 with a 3.34 ERA in 18 starts before the All-Star break...Named to his first All-Star Game, 7/12 at Pittsburgh...Won three consecutive starts, 7/15-26...Had back-to-back CG losses, 8/5 vs. Baltimore and 8/10 at Detroit...Pitched 6+ innings in 17 of 24 starts...Was 8<sup>th</sup> in the league in ERA and T9th in innings pitched...Named Brewers' MVP.

1993: Recorded a season-high 6 Ks on 4/26 vs. Minnesota...Tossed first career CG on 8/8 vs. the Blue Jays...Had back-to-back CG, 8/8-13...His 3<sup>rd</sup> career CG and career-best 2-hitter in a 2-1 victory came 9/8 vs. the Royals...Pitched 6+ innings in 20 of 31 starts...Established career-highs in innings pitched, starts and wins.

1992: Traded along with shortstop Jose Valentin and outfielder Matt Mieske to Milwaukee in exchange for infielder Gary Sheffield and pitcher Geoff Kellog on 3/27...Was 1-0 with a 2.38 ERA in 5 games, 4 starts, 4/10-29...Earned his first A.L. victory on 4/29 vs. Kansas City...Recorded season-high 5 Ks on 5/31 vs. New York...Had a 3.18 ERA in his nine no-decisions...Pitched 7+ innings in 9 of his 28 starts.

1991: Began the season at AAA Las Vegas...On 5/8 at Portland he threw a CG...Struck out a season-high 10 batters on 6/29 vs. Tucson...Recalled by the Padres on 8/9...Allowed just 2H over 7.0 innings for his first major league win in his big league debut, 8/11 vs. the Reds...Singled off Kelly Downs for his first major league hit, 9/13 at San Francisco...Won three straight starts, going 3-0 with a 1.93 ERA, 9/1-13.

1990: Began the year at AA Wichita...Tossed a 5-hit shutout and recorded a season-high 8 strikeouts on 5/6 at El Paso...Promoted to AAA Las Vegas on 8/9...Was honored as Wichita's Co-Player of the Year.

1989: Was 3-2 with a 3.51 ERA in his first 8 starts...Recorded a season-high 8 strikeouts on 5/12 at Jackson.

1988: Struck out a season-high 11 batters on 7/26 vs. Fresno...Had a pair of

#### ORIOLE HOME RUN NOTES

Starting with Clint Courtney hitting the Orioles' first-ever home run on April 15, 1954, Oriole batters have hit 6,578 regular season home runs in their first 45 seasons. Courtney was the first of 269 different batters to homer for the O's. Some other interesting notes, courtesy of David Vincent of SABR:

Home runs hit at home: 3,154; on the road: 3,424  
With bases empty: 3,779; with 1 man on: 1,918; with 2 on: 701; bases loaded: 180  
3 homers in an inning: 37 times; 4 homers in an inning: 2 times  
5 in one game: 23 times; 6 in one game: 9 times; 7 in one game: 2 times  
Back-to-back: 206; three-in-a-row: 6 times  
Pinch-hit: 134; Lead-off: 116; Extra-inning: 120; Inside-the-park: 19  
2-HR games by a player: 312 times; 3-HR games by a player: 16 times  
Off right-handed pitchers: 4,586; off lefties: 1,992; HR by Oriole pitchers: 68  
Home runs by Orioles at Camden Yards: 664; by visitors: 583  
By right-handed batters: 703; by left-handed batters: 544



6-game winning streaks...Led the club in wins, starts, innings pitched, and strikeouts...Tied for 2<sup>nd</sup> in the league in wins.  
1987: Averaged 2.3 walks per 9.0 innings of work en route to winning 12 games for Charleston.  
1986: Began his professional career at Spokane at the age of 17.

### PERSONAL/MISCELLANEOUS

Married to the former Wanda Ledee...One Child: Britny (1/2/95)...1986 graduate of Guayama (PR) High School where he played baseball and basketball...Signed as a non-drafted free agent with San Diego on May 13, 1986 and was originally signed by scout Jose Garcia.

YEAR	CLUB	W	L	ERA	G	GS	CG	SHO	SV	IP	H	R	ER	HR	BB	SO
1986	Spokane-1	1	3	5.59	18	9	0	0	0	58.0	63	44	36	3	29	46
1987	Charleston	12	5	3.65	26	26	4	1	0	170.1	183	81	69	9	45	130
1988	Riverside	15	6	3.64	25	25	5	2	0	175.1	162	80	71	11	64	129
1989	Wichita	10	9	5.74	24	24	2	0	0	136.1	162	103	87	22	47	88
1990	Wichita	6	4	3.48	21	21	2	1	0	137.0	138	66	53	15	45	96
	Las Vegas	2	1	3.47	5	5	0	0	0	36.1	45	17	14	2	10	25
1991	Las Vegas	8	6	4.22	23	23	1	0	0	136.1	155	90	64	10	43	95
	SAN DIEGO	4	6	4.83	11	11	0	0	0	54.0	57	33	29	3	18	31
1992	MILWAUKEE-2	9	10	4.57	31	28	0	0	0	163.1	169	90	83	27	48	65
1993	MILWAUKEE	11	11	4.86	32	31	3	0	0	203.2	222	122	110	28	63	63
1994	MILWAUKEE	10	9	3.43	24	24	4	1	0	170.2	166	76	65	17	45	57
1995	MILWAUKEE	10	12	4.63	32	31	3	0	0	200.1	218	108	103	26	83	77
1996	MILWAUKEE	7	14	5.83	32	23	0	0	0	145.0	170	104	94	28	62	59
	NEW YORK (AL)-3	0	0	14.14	4	1	0	0	0	7.0	14	11	11	2	6	4
1997	CINCINNATI-4	0	1	10.19	9	2	0	0	0	17.2	31	22	20	2	11	8
	Tucson-5	5	0	2.79	8	7	0	0	0	42.0	40	18	13	2	8	22
	KANSAS CITY-6	4	7	5.97	21	11	1	0	0	78.1	102	59	52	10	25	36
1998	Salt Lake-7	5	1	3.42	8	8	0	0	0	47.1	41	20	18	5	19	41
	Omaha-8	1	2	8.59	3	3	0	0	0	14.2	19	16	14	5	10	8
	KANSAS CITY	2	2	3.04	32	0	0	0	1	53.1	49	18	18	4	24	38
Minor Lg. Totals		38	26	3.52	93	90	4	4	0	547.0	517	248	214	29	236	438
BALTIMORE Totals		-	-	-	-	-	-	-	-	-	-	-	-	-	-	-
American League		53	65	4.072	208	149	11	1	0	1102.1	1211	588	536	142	356	399
National League		4	7	6.15	20	13	0	0	0	71.2	88	55	49	5	29	39
ML Totals		57	72	4.82	228	162	11	1	0	1109.3	1198	643	585	147	385	438

1-Signed by San Diego as a free agent on May 13, 1986

2-Acquired by Milwaukee along with Jose Valentin and Matt Mieske in exchange for Gary Sheffield and Geoff Kellogg on March 27, 1992

3-Acquired by New York Yankees along with PTBNL as compensation for injured Pat Listach

4-Signed by Cincinnati as a free agent on December 10, 1996

5-Signed by Kansas City as a minor league free agent on May 12, 1997

6-Selected by Kansas City on June 26, 1997

7-Signed by Minnesota as a free agent on January 6, 1998

8-Signed by Kansas City as a minor league free agent on May 25, 1998

ALL-STAR	W	L	ERA	G	GS	CG	SHO	SV	IP	H	R	ER	HR	BB	SO
----------	---	---	-----	---	----	----	-----	----	----	---	---	----	----	----	----

1994 AL, at Pitt Did Not Play

1998 SEASON																
	ERA	W-L	SV	G	IP	H	R	ER	HR	ERA	W-L	SV	G	IP	H	HR
Total	3.04	2-2	1	32	53.1	49	18	4	4	4.82	57-72	1	228	1093	11198	585
Home	3.25	1-2	0	17	27.2	25	10	3	4	4.61	29-34	0	108	533.0	575	273
Away	2.81	1-0	1	15	25.2	24	8	1	1	5.01	28-38	1	120	560.1	623	312
Ana	0.00	1-0	0	2	2.0	0	0	0	0	3.46	4-4	0	14	65.0	65	25
Bal	1.80	0-0	0	3	5.0	3	1	0	0	5.89	3-9	0	18	88.2	94	58
Bos	-	-	-	-	-	-	-	-	-	5.98	4-7	0	19	102.1	121	68
Cws	3.68	0-1	0	4	7.1	9	3	1	1	5.77	3-8	0	19	82.2	105	53
Cle	0.00	0-0	0	1	0.2	1	0	0	0	5.45	3-7	0	14	69.1	83	42
Det	1.04	0-0	1	3	8.2	4	1	0	0	5.27	2-5	1	14	71.2	78	42
KC	-	-	-	-	-	-	-	-	-	3.41	7-5	0	15	100.1	102	38
Min	0.00	0-0	0	2	3.2	3	0	0	0	4.94	7-4	0	17	85.2	107	47
NYN	7.94	0-0	0	4	5.2	9	5	1	1	3.72	4-3	0	18	84.2	76	35
Oak	0.00	1-0	0	2	4.2	3	0	0	0	3.09	6-3	0	13	64.0	54	22
Sea	0.00	0-0	0	1	0.2	1	0	0	0	5.17	3-3	0	11	55.2	63	32
Tam	9.00	0-1	0	2	3.0	4	3	0	0	9.00	0-1	0	2	3.0	4	3
Tex	2.45	0-0	0	3	3.2	4	1	1	1	2.94	4-1	0	12	58.2	53	19
Tor	0.00	0-0	0	1	1.0	1	0	0	0	4.67	3-3	0	12	71.1	79	37
PRE ASG	3.00	0-0	1	6	12.0	10	4	1	1	4.56	28-35	1	104	567.0	588	287
POST ASG	3.05	2-2	0	26	41.1	39	14	3	3	5.10	29-37	0	124	526.1	610	298
Mari/Apr	-	-	-	-	-	-	-	-	-	4.23	6-7	0	29	138.1	149	65
May	-	-	-	-	-	-	-	-	-	5.15	7-12	0	27	164.1	163	94
June	1.64	0-0	1	4	11.0	8	2	1	1	4.31	12-12	1	36	199.0	204	95
July	3.29	0-0	0	11	13.2	13	5	2	2	4.88	10-13	0	46	195.2	230	106
August	4.67	0-1	0	11	17.1	20	9	1	1	4.78	10-16	0	49	226.0	244	120
Sept/Oct	1.59	2-1	0	6	11.1	8	2	0	0	5.56	12-12	0	41	170.0	208	105
Atl	-	-	-	-	-	-	-	-	-	6.11	0-2	0	5	11.2	13	8
Fia	-	-	-	-	-	-	-	-	-	9.00	0-0	0	1	4.0	9	4
Mon	-	-	-	-	-	-	-	-	-	-	-	-	-	-	-	-
NY	-	-	-	-	-	-	-	-	-	11.30	0-0	0	2	4.2	7	6
Phi	-	-	-	-	-	-	-	-	-	0.00	0-0	0	1	1.0	1	0

BATTING RECORD	AVG	AB	R	H	2B	3B	HR	RBI	BB	SO	SB	CS
1997 Totals	-	-	-	-	-	-	-	-	-	-	-	-
1998 Totals	.000	1	0	0	0	0	0	0	0	0	0	0
Career Totals	.000	1	0	0	0	0	0	0	0	0	0	0
Post Season Totals	-	-	-	-	-	-	-	-	-	-	-	-

### FIELDING

P	CT	G	PO	A	E	DP
1991	1,000	11	1	2	0	0
1992	.938	31	17	13	2	1
1993	.980	32	26	22	1	2
1994	.957	24	8	14	1	2
1995	1,000	32	19	32	0	8
1996	.963	36	11	15	1	4
1997	.950	21	8	11	1	1
1998	.958	32	8	15	1	1
Career	.969	219	98	124	7	19

### LIFETIME BY BALLPARK

RICKY BONES	ERA	W	L	S	G	IP	H	ER	HR
Edison International Field	3.82	2	2	0	9	35.1	33	15	7
Oriole Park at Camden Yards	8.89	1	4	0	9	28.1	35	28	11
Fenway Park	5.47	2	3	0	10	54.1	65	33	10
Comiskey Park	4.79	2	3	0	9	41.1	51	22	5
Jacobs Field	5.75	1	2	0	3	20.1	23	13	3
Tiger Stadium	5.63	0	4	1	8	38.1	40	24	6
Ewing M. Kauffman Stadium	4.21	7	6	0	24	119.2	122	56	8
Hubert H. Humphrey Metrodome	4.99	4	2	0	12	57.2	70	32	9
Yankee Stadium	4.76	2	1	0	9	39.2	43	21	2
Oakland-Alameda County Coliseum	4.14	2	3	0	8	37.0	37	17	4
The Kingdom	4.80	2	2	0	6	30.0	36	16	6
The Ballpark in Arlington	1.50	1	0	0	1	12.0	9	2	0
Skydome	3.92	3	2	0	7	41.1	38	18	9

## MICHAEL (MIKE) TODD BORDICK

SHORTSTOP—#14

Born: July 21, 1965

1999 Opening Day Age: 33

Height: 5'11"

Weight: 175

Bats: R

Throws: R


Birthplace/Residence: Born in Marquette,

MI...Resides in Ruxton, MD

Contract Status: Signed through 1999

M.L. Service: 8 years, 9 days

Acquired: December 12, 1996; signed by the Orioles as a free agent to a three-year contract



### GAME HIGHS, STREAKS & SLAMS

HITS: 4, eight times, most recently May 10, 1996 vs. Minnesota...RUNS: 3, seven times, most recently April 30, 1997 at Minnesota...DOUBLES: 2, seven times, most recently April 21, 1998 at Anaheim...TRIPLES: 1, 17 times, most recently July 25, 1998 vs. Seattle...HR: 1, 41 times, most recently September 16, 1998 vs. Boston...RBI: 5, August 2, 1997 at Oakland...WALKS: 4, April 29, 1994 vs. New York...SB: 2, three times, most recently July 23, 1995 vs. Cleveland...Hitting streak - 12 games, October 1, 1991-April 13, 1992...GRAND SLAMS: 1, August 5, 1995 vs. Seattle

### 1998

- Hit a career-high 13 HR and 29 2B and his .260 average was his highest since 1995 when he batted .264.
- Led the American League with 15 sacrifice bunts and was tied for 8<sup>th</sup> in the league with 23 Bunts in Play...It was the most sacrifice bunts by an Oriole since Bill Ripken laid down 17 in 1990.
- His .990 (688 TC/7 E) fielding percentage was 2<sup>nd</sup> best among A.L. shortstops trailing only Cleveland's Vizquel (.993)...It was the highest single season fielding percentage of Mike's career.
- Homered in consecutive games twice, the first two times of his career: May 13-14 vs. Cleveland and July 9-10 vs. Boston...On September 12 vs. Anaheim he clubbed a game tying 2-run home run in the bottom of the 9<sup>th</sup> off Angels closer Troy Percival in a game won by the Orioles later that inning.
- Compiled an 8-game hitting streak, May 5-15 and batted .310 overall in May...His batting average reached a season-high .274 on May 14.
- Batted 2<sup>nd</sup>, 7<sup>th</sup>, 8<sup>th</sup>, and 9<sup>th</sup> in the batting order...Appeared the most in the 9<sup>th</sup> hole, 128 times...Batted 2<sup>nd</sup> on August 30 and September 4, his first times in the spot since the first three games of the 1997 season.
- On May 25 at Seattle he was ejected from a game for the second time in his career when home plate umpire Mark Johnson ejected him after a called third strike in the 7<sup>th</sup> inning.



## PRO CAREER

1997: Laid down 12 sacrifice bunts on the year, the 3rd most in the American League...On August 2 at Oakland he hit his 4th home run of the year and collected a career-high 5 RBI...He finished the year with 7 homers, one shy of his career-high...Matched his career-high with 3 runs scored on 4/30 at Minnesota...Established a career-high with 425 assists, 5th among AL shortstops...He turned 95 double plays, 4th most in the league...Compiled a season-high 8-game hitting streak, 6/27-7/5...Over that span he hit .346 (9-26) with 2 RS, 2 2B, 1 HR and 4 RBI...Batting average was below .200 as late as 5/24...It reached a season-high .238 on the second to last day of the season...Over his final 27 games of the year he batted .330 (30-91), with eight multi-hit games...He went through a 1-34 slide, 8/13-28...Collected his first hit as an Oriole on 4/5 at Texas, after an 0-for-13 start...Drove in two runs 4/30 at Minnesota after going his first 75 at-bats of the year without an RBI...On 5/26 at New York he was ejected by home plate umpire Drew Coble after being called out on strikes...It was the first ejection of his career...Batted .400 (4-10) in the Orioles Division Series win over Seattle.

1996: Led American League shortstops with 474 assists and was 2nd in the league with 121 double plays turned...Had a season best 26-game errorless streak, 6/9-7/7 and followed that up with a string of 21 straight errorless games...Was leading A.L. shortstops in fielding as late as 8/31 but then made six errors in 23 games in September...Had a career-high 54 RBI, the most by an Oakland shortstop since Alfredo Griffin had 60 in 1987...On 5/2 he was leading the league with a .500 (13-26) average with runners in scoring position but went 23-for-120 in that situation the rest of the way to finish at .274...Missed consecutive starts on 6/21 & 6/22, the first time he had done so without being on the disabled list since 7/20-21/91...Batted .329 (25-76) in September...Compiled an 11-game hitting streak during the month, going 18-for-40 (.450)...The streak was one game shy of his career-high...On the year he batted .381 (8-21) with the bases loaded.

1995: Mike led the league's shortstops in fielding for part of the season until four errors in his last seven games placed him 4th in the league...Finished with a career-best .983 fielding mark (10 errors in 593 total chances)...Had a streak of 37 consecutive errorless games, 6/7-7/15...For the first season of his pro career he played exclusively at shortstop...Five of his eight career-high home runs either tied the game or put the A's ahead...Hit his first homer of the year at Camden Yards on 6/4 and three of his eight home runs came off Orioles pitching...Was on the disabled list for the first time in his career, 5/8-27 with a sprained right ankle...Ended a string of 148 consecutive starts dating back to 9/11/93...Missed 17 games but came back to start 113 of the A's final 116 games...Had 4 RBI at Baltimore on 6/4 to set a career-high later matched vs. Seattle...On 8/5 at the Oakland Coliseum he smacked his first career grand slam...It came off Mariners pitcher Salomon Torres and brought the Athletics back from a 4-0 deficit...Spent most of the season batting out of the number eight and nine positions (101 starts) but batted leadoff for the first time in his career (7 starts) and hit out of the number three position (8 starts).

1994: For the third straight season he led the A's in games played and was the only Oakland player to start every game of the year...That included 110 starts at shortstop and four starts at second base...Was the first Athletic to start every game since Alfredo Griffin in 1986...Ranked 5th among A.L. shortstops with a .974 fielding mark...A consistent hitter all year, Mike's average was not above .274 or below .253 after May 17.

1993: For the first time he spent the season as Oakland's everyday shortstop and finished second among A.L. shortstops with a .982 fielding percentage behind only Kansas City's Gagne...Was third in the majors in fielding behind Gagne and Pittsburgh's Bell...Only Cal Ripken started more games at shortstop than Mike's 154...Tied Weiss' club record for most consecutive errorless games by a shortstop with a 59-game streak from 7/7-9/10...For the second straight season he led the A's in Games (159) and Hit by Pitch (11)...Set career-highs in doubles (21) and walks (60).

1992: Topped the Oakland club and finished 10th in the league with a .300 batting average...Also led the team in Hits (151), Multi-Hit Games (41) and Games (154)...Became only the second infielder in Oakland A's history to hit .300 or better...Only Carney Lansford (3x) and Bordick have done it...With the injury suffered by Weiss at the beginning of the year, Mike was the A's everyday shortstop to open the season and when Weiss returned to action in early June, Bordick slid over to second base and wound up making 83 starts at 2B and 66 starts at SS...Started all six games of the A.L.C.S. against Toronto, including four games at short and two games at second...Was leading the league in

batting for eight days, 5/25 thru 6/1...Was not named to the All-Star Team despite a .314 average at the break but received over 50,000 write-in votes, the top write-in number in the majors that year.

1991: Opened the year at AAA Tacoma but was recalled by the Athletics on 6/7, the day after Weiss tore ligaments in his ankle...Installed as Oakland's everyday shortstop on 7/2 and started there in 81 of the final 85 games of the season...Played in five games, one start, at second base...Average slipped to .191 on 7/28 but over his final 62 games he batted .257 with 14 of his 21 RBI.

1990: Was in the Athletics minor league camp at the start of spring training but saw action in his first big league games when the A's needed infield depth in the Cactus League...His strong play in the spring earned him a spot on the Athletics Opening Day roster...Had two separate stints with the A's during the season...Played 10G in April at second, third and short...When the roster was reduced on 4/30 he was optioned to Tacoma...Returned to the A's in September when the rosters expanded...Recorded his first major league hit in his first at-bat after his return...A single off Jeff Robinson on 9/8 in New York...Made first big league start on 9/10 at Seattle...Was not on Oakland's post-season roster but when Weiss went down with a knee injury in the A.L.C.S., Bordick was activated for the World Series...Did not have an at-bat in the Series.

1989: Spent the season at AAA Tacoma of the Pacific Coast League...Hit .240 and saw extensive action at both second base (67 games) and shortstop (64 games).

1988: Moved up to Class AA Huntsville and batted .270 with 87 walks...For the first time in his professional career he played both second base (69 games) and shortstop (64 games)...Also played one game at third base.

1987: Enjoyed an outstanding season at Class A Modesto of the California League...Was the top fielding shortstop in the league (.968) and batted .268 with then career-highs in doubles (17), homers (3), RBI (75) and walks (87).

1986: Signed in the summer as a non-drafted free agent on July 10 after A's scout J.P. Ricciardi and Oakland's former Director of Scouting, Dick Bogard, saw him in the Cape Cod League...After signing he moved in as Medford's everyday shortstop.

## PERSONAL/MISCELLANEOUS

Married to the former Monica Perry (11/28/92)...Three children: daughter Chandler Victoria (10/7/93) and twin sons Dylan Michael and Casey James (4/10/95)...Originally signed by J.P. Ricciardi of Oakland...Played three years of baseball at the University of Maine in Orono, ME...Played in the College World Series in 1984 and 1986...Played football and baseball in high school at Hampden Academy in Hampden, ME...Graduated in 1983...Lists his hobbies as hunting, fishing and being outdoors...In '97, he was honored as the Orioles "Nice Guy" by local radio personality Nestor Aparicio...On November 28, 1997, the Maine native received the *Maine State Society of Washington, DC Big "M" Award* in recognition of accomplishments and achievements in his profession...In '97, he was spokesman for the Head Start Program with his wife Monica...The past two off-seasons Mike took part in the Orioles Winter Caravans and annual FanFest. This past off-season he took part in the dedication of MLB/True Value Field of Dreams Program...On 2/8/99 Mike and B.J. Surhoff participated in a ceremony at The White House honoring the Little League World Series champions from Toms River, NJ.

YEAR	CLUB	AVG	G	AB	R	H	2B	3B	HR	RBI	BB	SO	SB	CS
1986	Medford-1	.257	46	187	30	48	3	1	0	19	40	21	6	0
1987	Modesto	.268	133	497	73	133	17	0	3	75	87	92	8	8
1988	Huntsville	.270	132	481	48	130	13	2	0	38	87	50	7	9
1989	Tacoma	.240	136	487	55	117	17	1	1	43	58	51	4	9
1990	Tacoma	.227	111	348	49	79	16	1	2	30	46	40	3	0
	OAKLAND	.071	25	14	0	1	0	0	0	0	1	4	0	0
1991	Tacoma	.272	26	81	15	22	4	1	2	14	17	10	0	1
	OAKLAND	.238	90	235	21	56	5	1	0	21	14	37	3	4
1992	OAKLAND	.300	154	504	62	151	19	4	3	48	40	59	12	6
1993	OAKLAND	.249	159	546	60	136	21	2	3	48	60	58	10	10
1994	OAKLAND	.253	114	391	38	99	18	4	2	37	38	44	7	2
1995	Modesto	.000	1	2	0	0	0	0	0	0	0	0	0	1
	OAKLAND	.264	126	428	46	113	13	0	8	44	35	48	11	3
1996	OAKLAND	.240	155	525	46	126	18	4	5	54	52	59	5	6
1997	BALTIMORE-2	.236	153	509	55	120	19	1	7	46	33	66	0	2
1998	BALTIMORE	.260	151	465	59	121	29	1	13	51	39	65	6	7
	Minor Lg. Totals	.254	585	2083	270	529	70	6	8	219	335	264	28	28
	BALTIMORE Totals	.247	304	974	114	241	48	2	20	97	72	131	6	9
	American League	.255	1127	3617	387	923	142	17	41	349	312	440	54	40
	National League	-	-	-	-	-	-	-	-	-	-	-	-	-
	ML Totals	.255	1127	3617	387	923	142	17	41	349	312	440	54	40

1-Signed as a non-drafted free agent by the Oakland Athletics July 10, 1986

2-Signed as a free agent with Baltimore on December 12, 1996



DIVISION SERIES		AVG	G	AB	R	H	2B	3B	HR	RBI	BB	SO	SB	CS
1997	Bal vs Sea	.400	4	10	4	4	1	0	0	4	4	2	0	1
Totals		.400	4	10	4	4	1	0	0	4	4	2	0	1
LCS		AVG	G	AB	R	H	2B	3B	HR	RBI	BB	SO	SB	CS
1992	Oak vs Tor	.053	6	19	1	1	0	0	0	0	1	2	1	0
1997	Bal vs Cle	.158	6	19	0	3	1	0	0	2	0	6	0	0
Totals		.105	12	38	1	4	1	0	0	2	1	8	1	0
WORLD SERIES		AVG	G	AB	R	H	2B	3B	HR	RBI	BB	SO	SB	CS
1990	Oak vs Cin	.000	3	0	0	0	0	0	0	0	0	0	0	0
Totals		.000	3	0	0	0	0	0	0	0	0	0	0	0

	AVG	AB	H	HR	RBI	AVG	AB	H	HR	RBI
Total	.260	465	121	13	51	.255	3617	923	41	349
Home	.267	225	60	10	25	.255	1742	445	25	161
Away	.254	240	61	3	26	.255	1875	478	16	188

	AVG	AB	H	HR	RBI	AVG	AB	H	HR	RBI
Ana	.303	33	10	2	5	.259	290	75	4	23
Bal	.292	24	7	3	4	.243	218	53	6	18
Bos	.148	27	4	1	2	.247	292	72	4	23
Cle	.410	39	16	2	5	.280	246	69	4	20
Det	.133	30	4	0	2	.202	247	50	1	17
KC	.194	31	6	2	2	.254	291	74	4	35
Min	.281	32	9	1	3	.297	273	81	1	29
NY	.182	33	6	0	3	.249	293	73	3	28
Oak	.257	35	9	0	3	.257	74	19	1	13
Sea	.286	28	8	1	1	.227	251	57	2	28
Tam	.280	25	7	1	8	.280	25	7	1	8
Tex	.351	37	13	0	7	.278	306	85	2	29
Tor	.263	38	10	0	3	.265	253	67	1	30

PRE ASG	POST ASG	vs. Left	vs. Right	as DH	as PH	Mar/Apr	May	June	July	August	Sept/Oct
.249	.273	.184	.285	-	-	.206	.310	.253	.238	.259	.286
245	220	114	351	-	-	68	87	75	84	81	70
61	60	21	100	-	-	14	27	19	20	21	20
5	8	4	9	-	-	2	3	0	2	3	3
22	29	13	38	-	-	5	10	6	8	10	12
.256	.255	.241	.261	.200	.500	.253	.266	.249	.254	.241	.269
1881	1736	1006	2611	10	2	459	582	623	688	660	605
481	442	242	681	2	1	116	155	155	175	159	163
18	23	11	30	0	0	4	7	6	4	12	8
183	166	91	258	1	1	46	51	62	55	62	73

At	Fla	Mon	NY	Phi
.143	.200	.273	.429	.000
7	10	11	14	11
1	2	3	6	0
0	0	0	0	0
.143	.200	.273	.429	.000
7	10	11	14	11
1	2	3	6	0
0	0	0	0	0

FIELDING	2B	PCT	G	PO	A	E	DP
1990	1.000	7	2	4	0	0	0
1991	.929	5	9	4	1	2	
1992	.987	95	201	266	6	57	
1993	1.000	1	5	2	0	2	
1994	.952	4	8	12	1	3	
Career	.985	112	225	288	8	64	

3B	PCT	G	PO	A	E	DP
1990	1.000	10	2	3	0	0
1991	.000	1	0	0	0	0
Career	1.000	11	2	3	0	0

SS	PCT	G	PO	A	E	DP
1990	1.000	9	5	1	0	0
1991	.972	84	137	209	10	44
1992	.967	70	110	183	10	50
1993	.982	159	280	418	13	67
1994	.974	112	179	308	13	67
1995	.963	126	245	338	10	93
1996	.979	155	265	476	16	121
1997	.980	153	223	425	13	95
1998	.990	150	236	445	7	91
Career	.980	1018	1680	2803	92	669

LIFETIME BY BALLPARK	AVG	AB	H	HR	RBI
Edison International Field	.265	151	40	2	10
Orlando Park at Camden Yards	.250	563	141	20	63
Memorial Stadium	.100	10	1	0	0
Fenway Park	.250	140	35	1	11
Comiskey Park	.228	127	29	2	15
Jacobs Field	.309	81	25	0	7
Tiger Stadium	.200	135	27	0	8
Ewing M. Kauffman Stadium	.244	156	38	1	17
Hubert H. Humphrey Metrodome	.286	140	40	0	20
Yankee Stadium	.245	155	38	1	10
Oakland Alameda Coliseum	.258	1324	342	11	120
The Kingdom	.222	135	30	1	11
Tropicana Field	.231	13	3	0	5
The Ballpark in Arlington	.273	99	27	1	13
Skydome	.320	128	41	0	15


  

NATIONAL LEAGUE	AVG	AB	H	HR	RBI
Turner Field	.167	12	2	0	0
Pro Player Stadium	.545	11	6	0	2
Olympic Stadium	.273	11	3	0	2
Shea Stadium	.500	8	4	0	0
Veterans Stadium	.000	11	0	0	0

## TERRY DALE BURROWS

LHP—#61: SPRING TRAINING INVITEE

Born: November 28, 1968  
 Opening Day Age: 30  
 Height: 6'0" Weight: 203  
 Bats: L Throws: L  
 Birthplace/Residence: Born and resides in Lake Charles, LA  
 Contract Status: Signed through 1999  
 M.L. Service: 1 year, 14 days  
 Acquired: May 10, 1998; signed by the Orioles as a free agent



### GAME HIGHS & STREAKS

LONGEST RELIEF OUTING: 5.0 innings, June 26, 1995 vs. Oakland...STRIKEOUT HIGH: 3, twice, most recently May 29, 1997 at Houston...WALK HIGH: 5, June 17, 1996 vs. Kansas City...HR ALLOWED: 3, July 4, 1995 at Cleveland...WINNING STREAK: 2 games, June 9-17, 1996...LOSING STREAK: 2 games, June 5-11, 1997

### 1998

\* Spent the season at AAA Rochester where he won the International League ERA title (2.92) surpassing Durham's Dave Eiland in his final start on September 4 at Buffalo...In addition, Terry was 2<sup>nd</sup> in the league in batting average against (.214) and fewest baserunners per 9IP among starters (9.70).  
 \* He led the Red Wings in innings pitched (132.1) and was 2<sup>nd</sup> on the club with 9 wins...In his first inning of work the opposition batted .328 against him, however, they hit just .199 the rest of the game.  
 \* Captured International League "Pitcher of the Week" honors twice, June 22-28 and July 13-19...His first win as a starter came on June 15 vs. Richmond...On June 27 vs. Toledo he tossed 8.0 innings and combined with Steve Montgomery on a 4-hit shutout.  
 \* Had a string of 14.0 consecutive scoreless innings over five appearances, July 12-24...Struck out a season-high ten batters in 8.0 innings, August 3 vs. Louisville...On August 18 at Richmond he tossed a 3-hitter for his 4<sup>th</sup> career CG and his first since 1993.

### PRO CAREER

1997: Made three stops during the year, including a brief stay in the major leagues with the Padres...Began the season at AAA Las Vegas where he appeared in 31 games, one start...Made six consecutive appearances without allowing a run...Had a 4.29 ERA when his contract was purchased by the Padres on 5/20...Tossed season-high 3.0 shutout innings on 5/29 at Houston...Made 13 relief appearances for San Diego, compiling a 10.45 ERA...Was released on 7/15 and signed a minor league deal with Oakland on 7/19...Made 13 relief outings for Edmonton, the Oakland Athletics' top farm club...On the year he went 3-7 with a 6.08 ERA in 44 minor league outings.  
 1996: Signed with Milwaukee as a minor league free agent on 4/18 and began season at AAA New Orleans...Contract purchased by Brewers on 5/29 and made 8 relief appearances...Elected free agency when outrighted back to New Orleans on 6/21 and signed with Yankees 6/25...Finished season at AAA Columbus...Stranded 16 of 19 inherited runners for International League champion Clippers.  
 1995: Started season in Rangers bullpen, pitching primarily middle relief...Went 2-2 with a 6.25 ERA (36.0IP/25ER) in relief and 0-0 with a 7.27 ERA (8.2IP/7ER) in 3 starts...Earned 1<sup>st</sup> major league win 4/28 vs. Cleveland and first save 5/16 vs. Toronto...Was optioned to Oklahoma City on 7/31 but was sidelined a month with shoulder problems...Returned to action 8/31 and made 5 appearances...Underwent arthroscopic surgery to repair partial tear of his left rotator cuff on 10/31.  
 1994: Began season at Oklahoma City but was recalled by Texas on 6/7...Made major league debut 6/12 vs. Kansas City, allowing one hit (solo HR by Felix Jose) in one inning...Was optioned back to Oklahoma City on 6/17.  
 1993: Led Oklahoma City in wins, starts and innings pitched in first full season at AAA...Led American Association in losses, runs and earned runs and was 2<sup>nd</sup> in walks allowed...His 6.39 ERA was highest in league.



1992: Combined to go 11-5 with a 2.03 ERA in 29 games, climbing from Class A Charlotte to AA Tulsa and AAA Oklahoma City...His ERA was lowest of any full-season pitcher in Rangers' chain.

1991: Led Rangers organization with career-high 12 wins and 151 strikeouts for Class A Gastonia...Was 2<sup>nd</sup> in organization with 147.2 IP.

1990: Averaged better than a strikeout per inning for Butte in 1<sup>st</sup> pro season.

### PERSONAL/MISCELLANEOUS

Single...One child: Brittany (7/3/90)...Pitched three seasons at McNeese State University...Was Southland Conference Player and Pitcher of the Year in 1990 when he went 10-3 with a 1.58 ERA...Struck out a conference record 19 batters against Southwestern Louisiana...Attended three high schools: False River Academy, Buras HS and Catholic HS in Pointe Coupee, LA...Earned All-State honors at Catholic HS as a senior in 1986 when he went 11-1 with a 0.63 ERA...Played Little League and Babe Ruth League baseball...Enjoys hunting and fishing.

YEAR CLUB	W	L	ERA	G	GS	C	SV	IP	H	R	ER	HR	BB	SO
1990 Butte-1	3	6	4.02	14	11	1	0	62.2	56	35	28	1	35	64
1991 Gastonia	12	8	4.45	27	26	0	0	147.2	107	79	73	11	78	151
1992 Charlotte	4	2	2.03	14	14	0	0	80.0	71	22	18	2	25	66
Tulsa	6	3	2.13	14	13	1	0	76.0	66	22	18	3	35	59
Oklahoma City	1	0	1.13	1	1	0	0	8.0	3	1	1	1	5	0
1993 Oklahoma City	7	15	6.39	27	25	1	0	138.0	171	107	98	19	76	74
1994 Oklahoma City	3	5	4.26	44	5	0	0	82.1	75	43	39	9	37	57
TEXAS	0	0	9.00	1	0	0	0	1.0	1	1	1	1	1	0
1995 Oklahoma City	0	1	10.13	5	0	0	0	2.2	5	4	3	0	2	4
TEXAS	2	2	6.45	28	3	0	0	14.2	60	37	32	11	19	22
1996 New Orleans-2	3	0	2.51	18	0	0	0	6	28.2	19	9	8	1	17
MILWAUKEE-3	2	0	2.84	8	0	0	0	22.2	12	4	4	2	10	5
Columbus-4	1	0	5.96	23	0	0	0	22.2	24	16	15	1	11	20
1997 Las Vegas	1	5	6.42	31	1	0	0	2	33.2	44	24	3	19	26
SAN DIEGO	0	2	10.45	13	0	0	0	10.1	12	13	12	1	8	8
Edmonton	2	2	5.67	13	0	0	0	27.0	35	18	17	2	15	24
1998 Rochester-5	9	6	2.92	29	15	1	0	132.1	104	49	43	8	42	112
Minor Lg. Totals	52	53	4.12	260	111	4	0	984.2	780	429	385	61	388	674
BALTIMORE Totals	-	-	-	-	-	-	-	-	-	-	-	-	-	-
American League	4	2	5.71	37	3	0	0	158.1	73	42	37	14	30	27
National League	0	2	10.45	13	0	0	0	10.1	12	13	12	1	8	8
ML Totals	4	4	6.42	50	3	0	0	168.2	85	55	49	15	38	35

1-Selected by the Texas Rangers in the 7th round of the 1989 First Year Player Draft  
2-Signed by the Milwaukee Brewers as a minor league free agent on April 18, 1996  
3-Signed by the New York Yankees as a minor league free agent on June 25, 1996  
4-Signed by the San Diego Padres as a minor league free agent on December 3, 1996  
5-Signed by the Baltimore Orioles as a minor league free agent on May 10, 1998

### 1998 SEASON

	ERA	W-L	SV	G	IP	H	ER	HR	ERA	W-L	SV	G	IP	H	ER	HR
Total	-	-	-	-	-	-	-	-	6.42	4-4	1	50	68.2	85	49	15
Home	-	-	-	-	-	-	-	-	5.47	3-1	1	30	42.2	48	26	6
Away	-	-	-	-	-	-	-	-	7.96	1-3	0	20	26.0	37	23	9
Ana	-	-	-	-	-	-	-	-	10.80	0-0	0	3	3.1	8	4	1
Bal	-	-	-	-	-	-	-	-	0.00	0-0	0	1	0.2	2	0	0
Bos	-	-	-	-	-	-	-	-	4.67	1-0	0	4	5.2	5	3	1
Cws	-	-	-	-	-	-	-	-	11.57	0-1	0	1	2.1	3	3	0
Cle	-	-	-	-	-	-	-	-	8.10	1-0	0	6	10.0	14	9	4
Det	-	-	-	-	-	-	-	-	0.00	0-0	0	2	0.2	0	0	0
KC	-	-	-	-	-	-	-	-	7.71	2-0	0	4	9.1	14	8	4
Min	-	-	-	-	-	-	-	-	3.86	0-0	0	2	2.1	3	1	0
NY	-	-	-	-	-	-	-	-	6.48	0-1	0	3	8.1	13	6	3
Oak	-	-	-	-	-	-	-	-	1.69	0-0	0	3	5.1	2	1	0
Sea	-	-	-	-	-	-	-	-	27.03	0-0	0	1	0.1	2	1	0
Tam	-	-	-	-	-	-	-	-	-	-	-	-	-	-	-	-
Tex	-	-	-	-	-	-	-	-	0.00	0-0	0	2	3.0	2	0	0
Tor	-	-	-	-	-	-	-	-	2.25	0-0	1	1	4.0	2	1	1
PRE ASG	-	-	-	-	-	-	-	-	6.17	4-3	1	44	58.1	68	40	11
POST ASG	-	-	-	-	-	-	-	-	7.84	0-1	0	6	10.1	17	9	4
Mar/Apr	-	-	-	-	-	-	-	-	8.31	1-0	0	3	4.1	8	4	1
May	-	-	-	-	-	-	-	-	7.19	0-1	1	18	18.2	22	15	3
June	-	-	-	-	-	-	-	-	4.91	3-2	0	21	29.1	30	16	4
July	-	-	-	-	-	-	-	-	7.71	0-1	0	8	16.1	25	14	7
August	-	-	-	-	-	-	-	-	-	-	-	-	-	-	-	-
Sep/Oct	-	-	-	-	-	-	-	-	-	-	-	-	-	-	-	-
Atl	-	-	-	-	-	-	-	-	21.61	0-0	0	4	1.2	3	4	0
Fla	-	-	-	-	-	-	-	-	9.00	0-0	0	2	1.0	0	0	0
Mon	-	-	-	-	-	-	-	-	-	-	-	-	-	-	-	-
NY	-	-	-	-	-	-	-	-	-	-	-	-	-	-	-	-
Phi	-	-	-	-	-	-	-	-	-	-	-	-	-	-	-	-

### BATTING RECORD

YEAR	AVG	AB	R	H	2B	3B	HR	RBI	BB	SO	SB	CS
1997 Totals	-	-	-	-	-	-	-	-	-	-	-	-
1998 Totals	-	-	-	-	-	-	-	-	-	-	-	-
Career Totals	-	-	-	-	-	-	-	-	-	-	-	-
Post Season Totals	-	-	-	-	-	-	-	-	-	-	-	-

### FIELDING

P	PCT	G	PO	A	E	DP
1994	1.000	1	0	0	0	0
1995	1.000	28	3	4	0	0
1996	1.000	8	2	1	0	0
1997	1.000	13	1	1	0	0
Career	1.000	50	6	6	0	0

### LIFETIME BY BALLPARK

TERRY BURROWS	ERA	W	L	S	G	IP	H	ER	HR
Edison International Field	0.00	0	0	0	1	0.2	0	0	0
Oriole Park at Camden Yards	0.00	0	0	0	1	0.2	2	0	0
Fenway Park	6.75	1	0	0	3	2.2	2	2	0
Comiskey Park	11.57	1	0	1	2	1	3	3	0
Jacobs Field	13.50	0	0	0	1	3.1	5	5	3
Tiger Stadium	0.00	0	0	0	1	0.1	0	0	0
Ewing M. Kauffman Stadium	27.01	0	0	0	1	1.2	7	5	2
Hubert H. Humphrey Metrodome	0.00	0	0	0	1	0.1	1	0	0
Yankee Stadium	9.53	0	1	0	2	5.2	10	6	3
Oakland-Alameda County Coliseum	0.00	0	0	0	1	0.1	0	0	0
The Ballpark in Arlington	3.64	2	0	1	16	29.2	31	12	4
NATIONAL LEAGUE	-	-	-	-	-	-	-	-	-
Turner Field	0.00	0	0	0	2	1.0	1	0	0

### CARLOS RAFAEL CASIMIRO

INFILDER—#80

Born: November 8, 1976

Opening Day Age: 22

Height: 5'11"

Weight: 179

Bats: R


Throws: R

Birthplace/Residence: Born and still resides in San Pedro de Macoris, DR

Contract Status: Signed through 1999

M.L. Service: None

Acquired: April 15, 1994; signed by the Orioles as a non-drafted free agent



### 1998

- Spent the season at Class A Frederick in the Carolina League...Was one of four Keys players to win games with a grand slam in their final at-bat, joining Craig Daedelow, Chris Bryant and Tim DeCinces.
- Played second base during the first half of the season and moved to third base for the season's second half...On May 21 vs. Danville he collected a team single game high 9 assists.
- Carlos led the Keys with 9 triples and was tied for second on the club with 23 doubles...On July 29 vs. Lynchburg he smacked a pair of home runs, including a grand slam, and collected 5 RBI.
- Was scheduled to play in the Maryland Fall League after the season but suffered a broken left wrist...Was only used as a pinch-runner after August 30 due to the injury.
- Compiled a 10-game hitting streak, May 31-June 10 and a 9-game hitting streak, July 13-22.

### PRO CAREER

1997: Played for the South Atlantic League champion Delmarva Shorebirds, appearing in 115 games in the field, all at second base...He also served as the Shorebirds DH in five games...Carlos enjoyed two 4-hit games on the year, 5/10 at Cape Fear and 7/11 at Hagerstown...He also put together a pair of 2-HR games, 4/10 at Greensboro and 6/28 at Hagerstown...His batting average reached a season-high .246 following the game on 6/28...He finished the year at .244 after hitting just .174 through April and .225 through May...On the year he batted .300 (71-237) in 62 road games and just .182 (40-220) in 60 home games...In the field, he made 8 errors in 24 April games but just 13 miscues in 98 games the rest of the way...Following the season he played for the Maui Stingrays in the Hawaiian Winter League.

1996: Named 2B on Appalachian League All-Star team...Finished 3rd in Appy-League with 51 runs and tied for 3rd with 10 HR...Was batting .215 thru 7/25 (32 games), then hit .339 (40-118) over last 30 games...Named Appy League "Player of the Week," 7/29-8/4, when he batted .433 (13-30)...Closed season by batting .400 (12-30) over final 11 games...Topped league with 60 games



played at 2B.

1995: Batted .259 (28-108) with San Pedro de Macoris of Dominican Summer League...Had 4 homers and a .454 slugging pct....Played 22 games at 2B and 13 at SS in the GCL.

1994: Played for San Pedro de Macoris Orioles of Dominican Summer League.

#### PERSONAL/MISCELLANEOUS

Single...Originally signed by Orioles scout Jesus Halabi...Hobbies include playing basketball.

YEAR	CLUB	AVG	G	AB	R	H	2B	3B	HR	RBI	BB	SO	SB	CS
1994														
1995	Gulf Coast	.252	32	107	14	27	4	2	11	10	22	1	3	
1996	Bluefield	.276	62	239	51	66	16	0	10	33	20	52	22	9
1997	Delmarva	.243	122	457	54	111	21	8	9	51	26	108	20	13
1998	Frederick	.236	131	478	44	113	23	9	15	61	25	98	10	7
Minor Lg. Totals		.247	347	1281	163	317	64	19	36	156	81	280	53	32
BALTIMORE Totals		-	-	-	-	-	-	-	-	-	-	-	-	-
American League		-	-	-	-	-	-	-	-	-	-	-	-	-
National League		-	-	-	-	-	-	-	-	-	-	-	-	-
ML Totals		-	-	-	-	-	-	-	-	-	-	-	-	-

1-Signed as a non-drafted free agent by the Orioles, April 15, 1994

### WILLIAM (WILL) NUSCHLER CLARK, JR.

FIRST BASEMAN—#12

**Born:** March 13, 1964

**Opening Day Age:** 35

**Height:** 6'1"

**Weight:** 200

**Bats:** L

**Throws:** L

**Birthplace/Residence:** Born in New Orleans, LA...Resides in Southlake, TX

**Contract Status:** Signed through 2000

**M.L. Service:** 13 years

**Acquired:** December 5, 1998; signed by the Orioles as a free agent to a 2-year contract



#### GAME HIGHS, STREAKS & SLAMS

**RUNS:** 4, July 20, 1988 at Chicago...**HITS:** 5, twice, most recently July 14, 1991 at Philadelphia; 4, nine times, most recently July 18, 1998 vs. Tampa Bay...**DOUBLES:** 2, 32 times, most recently July 4, 1998 vs. Seattle...**TRIPLES:** 2, twice, most recently August 14, 1991 vs. Atlanta...**HR:** 2, 12 times, most recently August 28 (1), 1998 at Chicago...**RBI:** 7, twice, most recently July 14, 1991 at Philadelphia...**WALKS:** 4, twice, most recently April 7, 1989 at Cincinnati...**SB:** 2, twice, most recently July 2, 1992 vs. St. Louis...**HITTING STREAKS:** 16 games, twice, most recently August 22-September 7, 1998...**GRAND SLAMS:** May 28, 1989 vs. Philadelphia (off Mike Maddux); July 14, 1991 at Philadelphia (off Amalio Carreno); August 20, 1991 at Houston (off Rob Mallicoat)

#### 1998

- Appeared in 149 games for the Rangers, his most since 1990...He was 2<sup>nd</sup> on Texas in HR (23), 3<sup>rd</sup> in batting (.305), RBI (102), total bases (281), doubles (41), and walks (72)...Will produced his most HR and RBI in a season since 1991...His 104 runs scored was the 3<sup>rd</sup> highest total of his career and the most he has scored since 1989.
- His .302 (1964-6495) career batting average ranks 6<sup>th</sup> among active players with at least 1,500 career hits...In 1998 Clark batted .300 or better for the 8<sup>th</sup> time and the 4<sup>th</sup> time in 5 seasons with Texas...He finished his Rangers career with a .308 average, 3<sup>rd</sup> highest in franchise history.
- Started the season strong, batting .347 (34-98) in his first 27 games through May 2 before hitting just .211 (19-90) over his next 22 games...Will finished strong, hitting safely in 28 of the final 31 games of the year.
- Compiled a 16-game hitting streak, August 22 through September 7...During the stretch he batted .381 with 6 HR and 17 RBI...It matched the longest streak of his career last done in 1988 while with the Giants.
- On July 18 vs. Tampa Bay he collected a season-high 4 hits and he compiled 14 3-hit games on the year...Clark batted .316 (85-269) away from home, the 9<sup>th</sup> best road average in the league...In addition, he batted .318 (50-157) with runners in scoring position.
- Clark hit 20 or more HR for the 5<sup>th</sup> time in his career and the first time since

'91...On August 28 at Chicago (1<sup>st</sup> game) he produced his 12<sup>th</sup> career 2-HR game...His first homer in the game was the 250<sup>th</sup> of his career and the second was a game winner in the top of the 10<sup>th</sup> inning...From August 22-28 he homered five times in a six game span.

• Compiled his 4<sup>th</sup> career 100+ RBI campaign and his first since 1991 with the Giants...Had a pair of 4 RBI games, June 17 vs. Tampa Bay and September 4 vs. Minnesota...Had 11 RBI over eight games, June 2-9 and 9 RBI in five games, June 23-27.

• His 13 errors tied for the 2<sup>nd</sup> most in the league and was his most since a career-high 14 in 1993, however, Clark did not make an error in his final 27 games and just one in his last 57 contests.

• Sustained a fracture of his right big toe when he was hit by a Julio Santana pitch on September 12 at Tampa Bay...He missed just two games before returning to the lineup for the next seven games as DH...Wore part of a catcher's shin guard over his shoe for first several games back to protect the injury...Fouled a ball off the toe on September 24 at Seattle, forcing him to leave the game...Was the DH the following night.

#### PRO CAREER

1997: Spent two stints on the disabled list and played in only 110 games, matching his fewest ever in the majors ('94)...His .326 average was the 3<sup>rd</sup> highest of his career and would have ranked 6<sup>th</sup> in the league, however, he was 52 plate appearances short of qualifying...His 11 intentional walks led the Rangers and was T7<sup>th</sup> in league...Started year on DL after sustaining a sprained left wrist in an exhibition game on 3/28...Did not start the first 13 games of the year before being activated on 4/18...Batted .367 in first 22 games after being activated...On 6/3 he was leading the league with a .392 average...Batted .394 (39-99) in May, the best May average ever for a Ranger and his .366 average at the end of May was the best ever by a Ranger through May...Compiled a season-high 11-game hitting streak, 6/15-26...Produced seven straight hits, one shy of Texas team record, 6/2-3...Began to be bothered by a sore right heel in mid-August and made his final start of the season as DH on 8/18...Last appearance was as a pinch-hitter on 8/24...Was placed on the DL the following day with a torn fascia tissue in his right heel and was sidelined for the rest of the year...Spent the off-season undergoing rehab...His 51 RBI and 12 HR were fewest in a full season since '86...On 5/12 vs. the Indians he compiled his 10<sup>th</sup> career 2-HR game, his first since 8/5/93.

1996: Started 116 games at first base, missing 45 games due to three stints on the disabled list...His .996 fielding percentage was 2<sup>nd</sup> best in the league...He did not make an error in his first 47 games before a miscue on 5/26 that snapped a string of 69 straight errorless games over two years...Reached base safely via hit or walk in his first 36 games and 45 straight over two seasons, one short of the Rangers record set by Julio Franco in '93...Was on DL 6/8-23 with a strained left quadriceps muscle, 6/30-7/15 with a right rib cage bruise suffered after being hit by a Norm Charlton pitch on 6/29, and 7/17-8/4 due to a strained right calf muscle...Was assigned to Tulsa for a rehab assignment on 8/1 and played in three games...Had surgery to remove bone spurs and move the ulnar nerve in his left elbow on 10/11...Surgery was designed to increase range of motion.

1995: Led the Rangers in RBI (92) and sacrifice flies (11, T2nd in A.L.) despite missing 21 games due to injury...His 92 RBI were the most he had in a season since '91...Drove in a run in eight consecutive games, 6/23-30 (12 RBI total)...Was Texas' "Player of the Month" for August...Was 2<sup>nd</sup> among A.L. first basemen in double plays (125)...On 8/13 vs. Toronto he recorded his 1,500<sup>th</sup> career hit...Batted .346 (45-130) with runners in scoring position, 10<sup>th</sup> best in the league...On 4/28 he collided with a railing while attempting to catch a foul pop and cracked the orbit head of his left elbow, missing the next six games...He missed the final seven games prior to the All-Star break with a strained left groin...On 9/5 vs. Chicago he was ejected by umpire Dave Phillips, his 4<sup>th</sup> career ejection...Homered in three straight games, 8/12-19.

1994: In his first American League season, Will topped the Rangers in batting (.329), hits (128), doubles (24), walks (71), on-base percentage (.431) and sacrifice flies (6)...Ranked among the A.L. leaders in on-base percentage (5<sup>th</sup>), walks (6<sup>th</sup>), batting (7<sup>th</sup>), multi-hit games (8<sup>th</sup>, 41) and times on base (8<sup>th</sup>, 202)...His .32905 average was 3<sup>rd</sup> highest ever at the time for a Ranger and the 2<sup>nd</sup> best of his career...It was the highest average by a player in his first year in a new league since Al Oliver batted .331 after being traded from Texas to Montreal in 1982...Had .353 mark at the All-Star break, highest ever by a Ranger at that point...Selected to the All-Star Team...Played the final five



innings at first base and singled in both at-bats ... Shared A.L. "Player of the Week" honors with Toronto's Pat Hentgen, 5/1-8... On 4/11 he homered off Milwaukee's Jamie Navarro... It was Clark's first American League homer and the Rangers first regular season homer at The Ballpark in Arlington... Drove in 78 runs in first 83 games but had only 2 in final 27 games... Drove in at least one run in nine consecutive games, 5/29-6/8... Defensively, he led the league in games, putouts and total chances.

1993: Finished his San Francisco career ranking 3<sup>rd</sup> on their all-time list in doubles (249), trailing only Mays (376) and McCovey (308)... Was 4<sup>th</sup> in runs (687) and hits (1278), 5<sup>th</sup> in games (1160) and RBI (709) and 6<sup>th</sup> in at-bats (4269)... Started eight straight seasons at first base for the Giants, the 3<sup>rd</sup> longest tenure of anyone at that position in franchise history behind nine years each for Hall of Famers Willie McCovey and Bill Terry... Played in San Francisco club record 320 consecutive games, 9/29/87-8/21/89... In '93 he was bothered by a pair of knee injuries, appearing in just 22 of last 46 games... Ranked 2<sup>nd</sup> on the team in walks (63) and was 3<sup>rd</sup> in RBI (73)... His games, hits, doubles and homers totals were his lowest since his rookie year in '86... After slow start he batted .318 in final 87 games and .465 in his last 12 contests... Was on disabled list from 8/26-9/10 with a strained ligament in his right knee... Made a career-high 14 errors.

1992: Appeared in his 5<sup>th</sup> straight All-Star Game... Was the most consecutive appearances by a Giant since Mays played in 9 straight, 1963-71... In the game he homered off Rick Aguilera, the first All-Star blast by a Giant since Bobby Bonds in 1973... Established career-highs for doubles (40) and stolen bases (12)... Tied for 2<sup>nd</sup> in the National League in doubles and intentional walks (23), ranked 8<sup>th</sup> in on-base percentage (.384), and 9<sup>th</sup> in slugging (.476)... Missed 18 games due to groin and knee injuries... On 4/18 he doubled off Tom Browning for his 1,000<sup>th</sup> career hit... Tied the major league record for a first baseman with three assists in one inning on 5/2 vs. Philadelphia.

1991: Led the N.L. in slugging percentage (.536), 1<sup>st</sup> in total bases (303) and was among the league leaders in RBI (2<sup>nd</sup>, 116), HR (6<sup>th</sup>, 29), hits (T6th, 170), and batting (T8th, .301)... Was 4<sup>th</sup> in BBWAA MVP balloting... Was N.L. first baseman on *The Sporting News* All-Star and Silver Slugger teams... Named to the N.L. All-Star Team... His 116 RBI was a career-high and he matched his single game career best with 7 RBI on 7/14 at Philadelphia, tying the Veterans' Stadium mark... Captured Rawlings Gold Glove Award, the first Giants first baseman to earn the award... Led the N.L. in fielding (.997) and had a string of 63 consecutive errorless games, 4/29-7/23.

1990: Tied for 8<sup>th</sup> in the National League in hits (177) and was 9<sup>th</sup> in RBI (95)... Elected to the N.L. All-Star Team and was 2<sup>nd</sup> to Ryne Sandberg in fan balloting... His 13 sacrifice flies was 2<sup>nd</sup> in the league, established a Giants team record and tied the N.L. mark for sac flies by a left-handed hitter... Ended Kevin Gross' no-hit bid with a one-out single in the 7<sup>th</sup> inning on 5/19... Scored a run in 13 straight games, 6/4-17, four shy of the N.L. record... Clubbed 100<sup>th</sup> career home run on 4/21 at San Diego off Bruce Hurst.

1989: Was NLCS Most Valuable Player with record breaking performance in Giants' 5-game win over the Cubs... Hit .650 (13-20)... Established LCS records for series of any length for batting, hits and total bases (24) while tying marks for runs (8) and extra-base hits (6)... In series opener on 10/4, Will set single game LCS record for RBI (6), tied marks for runs (4) and hits (4, N.L. mark) and hit a 4<sup>th</sup> inning grand slam... Tied LCS mark with five consecutive hits over two games... Was 4-16 in four games of WS but was hampered by tonsillitis in first two games... Placed 2<sup>nd</sup> in the BBWAA regular season MVP balloting behind teammate Kevin Mitchell... Led all major leaguers in All-Star balloting... Finished 3<sup>rd</sup> in the league with 111 RBI... Became the first Giant with 100+ RBI in consecutive seasons since McCovey in 1969-70... Placed 2<sup>nd</sup> to Tony Gwynn (.336) in N.L. batting race at .333 after entering final day with a .0009 lead... Tied for league lead in runs scored (104), was 2<sup>nd</sup> in hits (196) and total bases (321), 3<sup>rd</sup> in multi-hit games (53), triples (9), on-base percentage (.407) and slugging percentage (.546)... Ranked 4<sup>th</sup> in doubles (38) and extra base hits (70)... Was on *The Sporting News* All-Star and Silver Slugger teams... Batted over .300 in each month and was named N.L. "Player of the Month" for May.

1988: Led the National League in RBI (109), walks (100) and intentional walks (27) and ranked 3<sup>rd</sup> in runs (102), homers (29), extra base hits (66), on-base percentage (.386) and slugging percentage (.508)... Was first Giant to lead the league in RBI since McCovey in '69... Placed 5<sup>th</sup> in the BBWAA MVP voting and was named to *The Sporting News* and U.P.I. All-Star teams... Became 2<sup>nd</sup> S.F. Giant ever to play in every game of the season... Named Giants' Most Valuable Player... Was 3<sup>rd</sup> Giants player ever with 100 runs, RBI and walks in the same

season, joining Mel Ott (1929, '30, '32, '38) and McCovey (1969)... Barry Bonds has since joined that list on several occasions... Was National League "Player of the Month" in June and captured "Player of the Week" honors twice, 6/20-26 and 8/1-7... Named to N.L. All-Star Team for the first time... Was Giants first All-Star starter since shortstop Chris Speier in 1973.

1987: Ranked 6<sup>th</sup> in the league in batting (.308) and HR with a career-high 35... Was 15<sup>th</sup> in the league with 91 RBI... Tied San Francisco club record with RBI in nine straight games, 8/3-11... Homered in four straight games, 8/5-9... Finished 5<sup>th</sup> in the N.L. BBWAA MVP voting and was honored as the Giants team MVP... Was selected as the National League "Player of the Week" twice, 8/3-9 and 9/13-20... Hit safely in 6 of 7 games in the NLCS loss to St. Louis... In Game 2 he clubbed game winning homer off John Tudor.

1986: Was the Giants' Opening Day first baseman, making the jump to the majors after just 65 games at Class A Fresno... Homered off Nolan Ryan in his first big league at-bat on 4/8 at the Astrodome... Became the 53<sup>rd</sup> player in history and 3<sup>rd</sup> S.F. Giant to homer in first major league at-bat... Also homered in first game at Candlestick Park, 4/15 off the Astros Bob Knepper... Missed 47 games after hyperextending his left elbow in a baserunning collision on 6/3... Sent to AAA Phoenix on rehab assignment, 7/7-24... Batted .310 in 64 games after return... On 10/7 he underwent arthroscopic surgery to remove bone and cartilage fragments from his left elbow.

1985: Was the Giants first round selection (2<sup>nd</sup> overall) in the annual First Year Player Draft... Signed with the Giants on 6/19 and went on to help Class A Fresno win the California League title... Homered in his first professional swing on 6/21 vs. Visalia and hit a pair of home runs in that game... Had an on-base percentage of .458 in 65 games... Following the season he played in the Arizona Instructional League and batted .487 with 3 HR and 19 RBI in ten games before returning home to rest.

#### PERSONAL/MISCELLANEOUS

Married to the former Lisa Ann White (1/22/94)... One Child: William III (Trey) (12/23/95)... While with the Texas Rangers, Will donated \$250,000 to the Rangers Charity Foundation, with \$100,000 going towards the construction of the Will Clark youth ballpark at the East Side branch of the Boys and Girls Club of Greater Fort Worth (TX)... Has been active in the fight against ALS... Was selected as the 1986 True Value/Roberto Clemente Texas Rangers Man of the Year and was the recipient of the 1996 Jim Sundberg Community Achievement Award given annually by the Rangers... His favorite players as a youngster were George Brett and Mike Schmidt... This past off-season, he returned to Baltimore to take part in the Orioles annual FanFest and winter caravans... His hobbies include hunting and fishing and he has taped hunting programs for ESPN over the last few off-seasons... Starred for three seasons at Mississippi State University, 1983-85... Earned All-Southeastern Conference honors all three years and was an All-American his final two years... Won the Golden Spikes Award as the country's top college player in 1985 after batting .420 with 25 homers and 77 RBI in 65 games... Holds the school record with a .391 career average... As the SEC's Male Athlete of the Year in '85... Was a member of the 1984 U.S. Olympic Team and was a teammate of B.J. Surhoff... On the 35-game pre-Olympic tour he batted .393 with 13 HR and 35 RBI... During the Olympics he batted .429 with 3 HR and 8 RBI in five games... Lettered three years in baseball at Jesuit High School in New Orleans, graduating in 1982... Was High School All-American in 1982, setting school records for HR (10) and RBI (32)... Was drafted by Kansas City in the 4<sup>th</sup> round of the 1982 Draft but did not sign... Played Little League, Babe Ruth League and American Legion ball as a youngster, going to the Babe Ruth and American Legion World Series.

#### MOST TOP 5 FINISHES IN MOST VALUABLE PLAYER

##### BALLOTING — ACTIVE PLAYERS

Player	Top 5 Finishes	Player	Top 5 Finishes
Barry Bonds	7	Albert Belle	3
Ken Griffey	5	Juan Gonzalez	3
Will Clark	4	Mike Piazza	3
Frank Thomas	4	Cal Ripken	3



YEAR	CLUB	AVG	G	AB	R	H	2B	3B	HR	RBI	BB	SO	SB	CS
1985	Fresno-1	.309	65	217	41	67	14	0	10	48	62	46	11	2
1986	SAN FRANCISCO	.287	111	408	66	117	27	2	11	41	34	76	4	7
	Phoenix	.250	6	20	3	5	0	0	0	1	4	2	1	0
1987	SAN FRANCISCO	.308	150	529	89	163	29	5	35	91	41	98	5	17
1988	SAN FRANCISCO	.282	162*	575	102	162	31	6	29	109*	100*	129	9	1
1989	SAN FRANCISCO	.333	159	588	104#	196	38	9	23	111	74	103	8	3
1990	SAN FRANCISCO	.295	154	600	91	177	25	5	19	95	62	97	8	2
1991	SAN FRANCISCO	.301	148	565	84	170	32	7	29	116	51	91	4	2
1992	SAN FRANCISCO	.300	144	513	69	154	40	1	16	73	73	82	12	7
1993	SAN FRANCISCO-2	.283	132	491	82	139	27	2	14	73	63	68	2	2
1994	TEXAS	.329	110	389	73	128	24	2	13	80	71	59	5	1
1995	TEXAS	.302	123	454	85	137	27	3	16	92	68	50	0	1
1996	TEXAS	.284	117	436	69	124	25	1	13	72	64	67	2	1
	Tulsa	.222	3	9	3	2	0	0	0	0	2	0	0	0
1997	TEXAS	.326	110	393	56	128	29	1	12	51	49	62	0	0
1998	TEXAS	.305	149	554	98	169	41	1	23	102	72	97	1	0
Minor Lg. Totals		.247	347	1281	163	317	64	19	36	156	81	280	53	32
BALTIMORE Totals		-	-	-	-	-	-	-	-	-	-	-	-	-
American League		.308	609	2226	381	686	146	8	77	397	324	335	8	3
National League		.299	1160	4269	687	1278	249	37	176	709	506	744	52	41
ML Totals		.302	1669	6495	1068	1964	395	45	253	1106	830	1079	60	44

\*Led League

# Tied for League Lead

1-Selected by San Francisco in 1st round of 1985 First Year Player Draft

2-Signed by Texas as a free agent on November 22, 1993

DIVISION SERIES	AVG	G	AB	R	H	2B	3B	HR	RBI	BB	SO	SB	CS
1996 Tex vs NYY	.125	4	16	1	2	0	0	0	0	3	2	0	0
1998 Tex vs NYY	.091	3	11	0	1	0	0	0	0	1	2	0	0
Totals	.111	7	27	1	3	0	0	0	0	4	4	0	0
LCS	AVG	G	AB	R	H	2B	3B	HR	RBI	BB	SO	SB	CS
1987 SF vs St.L	.360	7	25	3	9	2	0	1	3	3	6	1	0
1989 SF vs Chi	.650	5	20	8	13	3	1	2	8	2	2	0	0
Totals	.489	12	45	11	22	5	1	3	11	5	8	1	0
WORLD SERIES	AVG	G	AB	R	H	2B	3B	HR	RBI	BB	SO	SB	CS
1989 SF vs Oak	.250	4	16	2	4	1	0	0	0	1	3	0	0
Totals	.250	4	16	2	4	1	0	0	0	1	3	0	0
ALL-STAR	AVG	G	AB	R	H	2B	3B	HR	RBI	BB	SO	SB	CS
1988 NL at Cin	.000	1	2	0	0	0	0	0	0	0	0	0	0
1989 NL at Cal	.000	1	2	0	0	0	0	0	0	0	0	0	0
1990 NL at Chi	.333	1	3	0	1	0	0	0	0	0	0	0	0
1991 NL at Tor	.500	1	2	0	1	0	0	0	0	1	0	0	0
1992 NL at SD	.500	1	2	1	1	0	0	1	3	0	1	0	0
1994 AL at Pitt	1.000	1	2	0	2	0	0	0	0	0	0	0	0
Totals	.385	6	13	1	5	0	0	1	3	1	2	0	0

	1998 SEASON					LIFETIME				
	AVG	AB	H	HR	RBI	AVG	AB	H	HR	RBI
Total	.305	554	169	23	102	.302	6495	1964	253	1106
Home	.295	285	84	11	60	.309	3295	1019	138	586
Away	.316	269	85	12	42	.295	3200	945	115	520
Ana	.227	44	10	1	6	.239	176	42	5	25
Bal	.300	30	9	0	5	.276	127	35	3	22
Bos	.282	39	11	1	9	.408	152	62	3	39
Cws	.415	41	17	2	4	.265	147	39	5	18
Cle	.268	41	11	2	5	.301	176	53	8	27
Det	.275	40	11	4	12	.342	193	66	7	38
KC	.176	34	6	0	5	.272	173	47	4	26
Min	.381	42	16	3	12	.357	207	74	10	36
NY	.295	44	13	2	6	.288	132	38	4	28
Oak	.244	41	10	0	6	.339	186	63	7	40
Sea	.235	34	8	0	2	.276	152	42	3	21
Tam	.455	33	15	4	10	.455	33	15	4	10
Tex	-	-	-	-	-	-	-	-	-	-
Tor	.212	33	7	0	4	.290	183	53	6	31
PRE ASG	.308	302	93	12	54	.303	3621	1098	148	638
POST ASG	.302	252	76	11	48	.301	2874	866	105	468
vs. Left	.327	147	48	5	25	.294	2244	660	62	399
vs. Right	.297	407	121	18	77	.307	4251	1304	191	707
as DH	-	-	-	-	-	.219	32	7	1	3
as PH	-	-	-	-	-	.286	42	12	1	7
Mar/Apr	.341	91	31	4	15	.309	976	302	36	167
May	.237	93	22	3	13	.282	1253	353	55	205
June	.337	98	33	5	24	.322	1076	346	45	218
July	.309	94	29	3	16	.297	1029	306	32	161
August	.304	102	31	6	19	.302	1148	347	50	202
Sept/Oct	.303	76	23	2	15	.306	1013	310	35	153
All	-	-	-	-	-	.324	445	144	15	74
Fla	-	-	-	-	-	.296	27	8	1	3
Mon	-	-	-	-	-	.266	349	93	17	49
NY	-	-	-	-	-	.296	338	100	12	46
Phi	-	-	-	-	-	.294	330	97	11	61

FIELDING							LIFETIME BY BALLPARK						
1B	PCT	G	PO	A	E	DP	WILL CLARK	AVG	AB	H	HR	RBI	
1986	.989	102	942	72	11	76	Edison International Field	.208	77	16	3	11	
1987	.991	139	1253	103	13	130	Oriole Park at Camden Yards	.306	49	15	0	7	
1988	.993	158	1492	104	12	126	Fenway Park	.438	80	35	0	18	
1989	.994	158	1445	111	10	117	Comiskey Park	.283	60	17	4	8	
1990	.992	153	1455	120	12	118	Jacobs Field	.346	78	27	1	10	
1991	.997	144	1273	110	4	115	Tiger Stadium	.311	90	28	3	17	
1992	.993	141	1275	105	10	130	Ewing M. Kauffman Stadium	.247	85	21	1	11	
1993	.988	129	1078	88	14	113	Hubert H. Humphrey Metrodome	.356	101	36	8	16	
1994	.990	107	968	73	10	87	Yankee Stadium	.268	71	19	1	17	
1995	.994	122	1076	88	7	125	Oakland Alameda Coliseum	.298	94	28	2	19	
1996	.996	117	956	73	4	90	The Kingdom	.244	82	20	1	12	
1997	.996	100	880	62	4	86	Tropicana Field	.417	12	5	1	1	
1998	.996	100	880	62	4	86	The Ballpark in Arlington	.315	1135	357	45	219	
1998	.989	134	1079	73	13	112	Skydome	.302	96	29	3	13	
Career	.992	1704	15172	1182	124	1336	NATIONAL LEAGUE	.359	217	78	11	45	
							Turner Field	.455	11	5	1	3	
							Pro Player Stadium	.254	169	43	4	19	
							Olympic Stadium	.267	176	47	4	22	
							Shea Stadium	.281	160	45	6	36	
							Veterans Stadium	.281	160	45	6	36	

## DANNY CLYBURN, JR.

### OUTFIELDER—#41

Born: April 6, 1974

1999 Opening Day Age: 24

Height: 6'4"

Weight: 218

Bats: R


Throws: R

Birthplace/Residence: Born and still resides in Lancaster, SC

Contract Status: Signed through 1999

M.L. Service: 123 days

Acquired: June 16, 1995; from the Cincinnati Reds along with RHP Tony Nieto in exchange for LHP Brad Pennington



## GAME HIGHS, STREAKS & SLAMS

HITS: 2, twice, most recently September 25, 1998 at Boston...RUNS: 2, September 4, 1998 at Seattle...HR: 1, September 25, 1998 at Boston...RBI: 2, September 1, 1998 vs. Chicago...GRAND SLAMS: None

## 1998

- Started the year and spent most of the season at AAA Rochester...Appeared in 84 games for the Red Wings...Suffered a fractured left foot in spring training and did not play for Rochester until May 28.
- Was hitting .300 for the Red Wings through July 31, however, he batted just .259 in August after a July in which he hit .312 with 6 HR and 18 RBI.
- Was recalled by the Orioles on August 28 when Willis Otanez was placed on the disabled list.
- On August 30 vs. Kansas City, Danny collected his first major league hit in his first big league start, an infield single off Chris Haney.
- On September 25 at Boston, Clyburn smacked his first major league home run, a solo shot off Tim Wakefield.

## PRO CAREER

1997: Danny spent the year at AAA Rochester where he led the Red Wings in Runs (91), Hits (156), Total Bases (259), Doubles (33), Home Runs (20) and RBI (76)....He finished second in the International League in Runs and third in Hits....He was named International League "Player of the Month" for April when he batted .293 with 7 HR and 19 RBI in the season's first month....He homered in the International League All-Star Game, played on 7/9 at Des Moines, IA....He was also named to the I.L. Post-Season All-Star squad....Clyburn was recalled by Baltimore on 9/15 after leading the Red Wings to the I.L. Championship....He made his major league debut as a pinch-hitter on 9/15 vs. Cleveland.... Clyburn appeared in just two games with the Orioles, going 0-for-3.

1996: Spent the season with AA Bowie of the Eastern League and in 95 games he batted .252 with 18 HR and 55 RBI....Took over Eastern League lead with 17th home run on 6/29....Within one week was sidelined with a strained right hamstring....Played only 11 games after 7/5, going 7-for-41 with one home run



and five RBI...Sat out 7/6-31 and was on the disabled list 7/24-31 and 8/13 to the end of the season...Was sent to Sarasota on rehabilitation on 8/19...Became the first Bowie player since Brent Miller in '93 to homer in three straight games when he did it 5/11-13...Had a pair of two-homer games within a 10-game span, 6/17-26...Six of his home runs came against Boston's affiliate in Trenton, tying the most a Baysox player has ever hit against one club. 1995: Acquired by the Reds from the Pirates in October 1994 in exchange for Jacob Brumfield...Began the '95 season with Class A Winston-Salem before being dealt to the Orioles...Played only 15 games at Frederick, his third Carolina League team in two years, before being assigned to Class A High Desert...With Frederick he went 2-13 in his first four games...Drove in winning run in 1-0 victory at Kinston on 6/30...Homered in his first game with High Desert, 7/13 vs. Bakersfield...Smacked home runs in back-to-back games vs. Rancho Cucamonga, 7/24-25...Hit three home runs and drove in six runs in the Mavericks 20-12 win at Bakersfield, 7/28...Had one of 21 3-HR games in the minor leagues in '95...Had nine homers in first 76 at-bats with High Desert...Batted .323 (21-65) in 20G, 8/8-29 with 3 HR and 12 RBI...His 23 home runs were the most of anyone in the Orioles farm system, although 11 of the blasts came while in the Reds organization.

1994: Played 118 games at Class A Salem...Was Carolina League "Player of the Week", 6/5-11 when he batted .417 (10-26) with four home runs and 11 RBI...Hit safely in 14 of 15 games during that stretch... Collected 32 RBI in 27 games, 5/15-6/15...Went 1-for-4 in Carolina League All-Star Game.

1993: Played at Class A Augusta and tied for the team lead with nine home runs and was second on the squad with 66 RBI...Established a career-high with four triples.

1992: Began professional career in the Gulf Coast League where he batted .342 in 39 games...His four home runs in the brief season was tied for the third most in the league.

#### PERSONAL/MISCELLANEOUS

Single...One child: Gavin Dominic (11/7/94)...Attended Lancaster (SC) High School...Played baseball in high school and was named the school's MVP his senior year as well as South Carolina's top high school prospect...Hobbies include playing pool and fishing.

YEAR	CLUB	AVG	G	AB	R	H	2B	3B	HR	RBI	BB	SO	SB	CS
1992	Gulf Coast-1	.342	39	149	26	51	9	0	4	25	5	20	7	3
1993	Augusta	.265	127	457	55	121	21	4	9	66	37	97	5	5
1994	Salem	.273	118	461	57	126	19	0	22	90	20	96	4	5
1995	Winston Salem-2	.260	59	227	27	59	10	2	11	41	13	59	2	4
	Frederick-3	.200	15	45	4	9	4	0	0	4	4	18	1	1
	High Desert	.281	45	160	20	45	3	1	12	37	17	41	2	1
1996	Bowie	.252	95	365	51	92	14	5	18	55	17	88	4	3
1997	Rochester	.300	137	520	91	156	33	5	20	76	53	107	14	4
	BALTIMORE	.000	2	3	0	0	0	0	0	0	0	2	0	0
1998	Rochester	.286	84	322	58	92	21	1	14	54	34	72	11	5
	BALTIMORE	.280	11	25	6	7	0	0	1	3	1	10	0	0
	Minor Lg. Totals	.278	719	2706	389	751	134	18	110	448	200	598	50	31
	BALTIMORE Totals	.250	13	28	6	7	0	0	1	3	1	12	0	0
	American League	.250	13	28	6	7	0	0	1	3	1	12	0	0
	National League	-	-	-	-	-	-	-	-	-	-	-	-	-
	ML Totals	.250	13	28	6	7	0	0	1	3	1	12	0	0

1-Selected by Pittsburgh in 2nd round of 1992 First Year Player Draft

2-Acquired by Cincinnati in exchange for Jacob Brumfield, October 13, 1994

3-Acquired by the Orioles with RHP Tony Nieto from Cincinnati in exchange for LHP Brad Pennington on June 16, 1995

	1998 SEASON					LIFETIME				
	AVG	AB	H	HR	RBI	AVG	AB	H	HR	RBI
Total	.280	25	7	1	3	.250	28	7	1	3
Home	.444	9	4	0	2	.333	12	4	0	2
Away	.188	16	3	1	1	.188	16	3	1	1
Ana	-	-	-	-	-	-	-	-	-	-
Bal	-	-	-	-	-	-	-	-	-	-
Bos	.400	5	2	1	1	.400	5	2	1	1
Cws	.250	4	1	0	2	.250	4	1	0	2
Cle	-	-	-	-	-	.000	1	0	0	0
Det	-	-	-	-	-	.000	2	0	0	0
KC	.500	2	1	0	0	.500	2	1	0	0
Min	-	-	-	-	-	-	-	-	-	-
NY	.667	3	2	0	0	.667	3	2	0	0
Oak	-	-	-	-	-	-	-	-	-	-
Sea	.143	7	1	0	0	.143	7	1	0	0
Tam	-	-	-	-	-	-	-	-	-	-
Tex	-	-	-	-	-	-	-	-	-	-
Tor	.000	4	0	0	0	.000	4	0	0	0
PRE ASG	-	-	-	-	-	-	-	-	-	-
vs. Left	.280	25	7	1	3	.250	28	7	1	3
vs. Right	.333	12	4	0	2	.308	13	4	0	2
as DH	.250	4	1	0	0	.250	4	1	0	0
as PH	.000	1	0	0	0	.000	2	0	0	0
Mar/Apr	-	-	-	-	-	-	-	-	-	-
May	-	-	-	-	-	-	-	-	-	-
June	-	-	-	-	-	-	-	-	-	-
July	-	-	-	-	-	-	-	-	-	-
August	.500	2	1	0	0	.500	2	1	0	0
Sept/Oct	.261	23	6	1	3	.231	26	6	1	3
All	-	-	-	-	-	-	-	-	-	-
Fla	-	-	-	-	-	-	-	-	-	-
Mon	-	-	-	-	-	-	-	-	-	-
NY	-	-	-	-	-	-	-	-	-	-
Phi	-	-	-	-	-	-	-	-	-	-

#### FIELDING

OF	PCT	G	PO	A	E	DP
1997	.000	1	0	0	0	0
1998	1.000	10	11	0	0	0
Career	1.000	11	11	0	0	0

#### LIFETIME BY BALLPARK

DANNY CLYBURN	AB	H	HR	RBI
Orlando Park at Camden Yards	333	12	4	0
Fenway Park	400	5	2	1
The Kingdom	.143	7	1	0
Skydome	.000	4	0	0

#### IVANON ANGELINO COFFIE

INFILDER—#65

Born: May 16, 1977

Opening Day Age: 21

Height: 6'1"

Weight: 192

Bats: L

Throws: R

Birthplace/Residence: Born and resides in Curacao, Netherland Antilles

Contract Status: Signed through 1999

M.L. Service: None

Acquired: July 28, 1995; signed by the Orioles to a 1996 contract as a non-drafted free agent



#### 1998

- Spent the season at Class A Frederick in the Carolina League...He finished 6<sup>th</sup> in the league with 75 RBI and he clubbed 16 HR after having just three career home runs entering the season.
- Started strong, hitting safely in six of his first seven games, going 12-for-25 (.480) with 2 2B, 1 HR and 6 RBI.
- Compiled a season-high 7-game hitting streak, July 20-26...Over that span he batted .296 (8-27) with a 2B, 3B, HR and 6 RBI.
- As a leadoff hitter Ivanon batted .324 (24-74)...On April 29 at Winston-Salem he collected a season-high 4 RBI.
- Coffie was one of six Frederick Keys to be named to the Carolina League All-Star Team, joining Chris Bryant, Josh Towers, Josh McNatt, Jerry Hairston and Chip Alley...He won the home run hitting contest at the All-Star Game, clubbing 5 HR in two rounds.



## PRO CAREER

1997: Batted .315 (28-89) in June, including 10-game hitting streak 6/9-22...Hit .291 (43-148) on the road and .261 (41-157) at home...Was batting .289 with 43 RBI thru June but hit .190 (8-42) and had 5 RBI in 15 games the rest of the season...Went on D.L. with sore right shoulder on 8/11 and missed remainder of season.

1996: Led Gulf Coast League SS with a .941 fielding pct....Batted .320 (16-50) from 8/5 to the end of the season.

## PERSONAL/MISCELLANEOUS

Single...Hobbies include playing basketball.

YEAR	CLUB	AVG	G	AB	R	H	2B	3B	HR	RBI	BB	SO	SB	CS
1996	Gulf Coast-1	.218	56	193	29	42	8	4	0	20	23	26	6	2
1997	Delmarva	.275	90	305	41	84	14	5	3	48	23	45	19	10
1998	Frederick	.256	130	473	62	121	19	2	16	75	48	109	17	12
Minor Lg. Totals		.254	276	971	132	247	41	11	19	143	94	180	42	24
BALTIMORE Totals		-	-	-	-	-	-	-	-	-	-	-	-	-
American League		-	-	-	-	-	-	-	-	-	-	-	-	-
National League		-	-	-	-	-	-	-	-	-	-	-	-	-
ML Totals		-	-	-	-	-	-	-	-	-	-	-	-	-

1-Signed by the Orioles as a non-drafted free agent on July 28, 1995

## JOHN (ROCKY) THOMAS COPPINGER

RHP—#27

Born: March 19, 1974

1999 Opening Day Age: 25

Height: 6'5"

Weight: 240

Bats: R

Throws: R

Birthplace/Residence: Born and still resides in El Paso, TX

Contract Status: Signed through 1999

M.L. Service: 1 year, 137 days

Acquired: Orioles 19th round selection in the 1993

First Year Player Draft...Signed May 25, 1994



## GAME HIGHS & STREAKS

LONGEST OUTING: 8.1 innings, September 26, 1996 at Toronto...STRIKEOUT HIGH: 11, September 8, 1996 vs. Detroit...WALK HIGH: 6, April 23, 1997 vs. Chicago White Sox...HR ALLOWED: 2, 15 times, most recently September 13, 1998 vs. Anaheim...WINNING STREAK: 5 games, June 11-July 17, 1996...LOSING STREAK: 2 games, twice, July 20-July 25, 1996 and August 17-22, 1996

## 1998

- Began the year at AA Bowie and appeared in 8 games for the Baysox, making 7 starts... Was promoted to AAA Rochester on June 29.
- On September 5 he was pulled from the game after two innings to report to the Orioles the next day... He won 7 of his last 8 starts at AAA and pitched at least 5.1 innings in all but his final start.
- On September 7 at Seattle he pitched 2.2 innings in relief... It was his first major league outing since 5/9/97 vs. the Mariners.
- Made one start for the Birds, September 13 vs. Anaheim, allowing 4ER in 5.0IP... He didn't receive a decision in Baltimore's 12-7 victory.
- Out of the bullpen for the Orioles he retired 3 of 5 first batters faced... He did not inherit a baserunner and never entered a game with the lead.

## PRO CAREER

1997: The Orioles pitching prospect suffered through an injury filled year...He was first placed on the 15-day disabled list on 3/31 with inflammation of his right shoulder...Was activated on 4/15 when Mills went on the D.L....Appeared in five games, 4 starts, before being placed on the disabled list again on 5/12 with right elbow soreness and he was sent to AAA Rochester on a rehabilitation assignment...His only win of the year came on 5/4 against the Oakland Athletics in the Orioles 11-0 victory, tossing 6.0 shutout innings and striking out a season-high 9 batters...On 5/24 he was shut down for four weeks after sustaining a sprained right ulnar collateral ligament in his right elbow...Made three starts for AAA Rochester and three starts at AA Bowie...Underwent elbow and shoulder

surgery on 8/22...The procedure was performed by Dr. James Andrews in Birmingham, AL...A bone spur was removed from his right elbow and a partial tear in the labrum of his right shoulder was repaired.

1996: Started the season at AAA Rochester...With the Red Wings he was 6-4 with a 4.19 ERA...His contract was purchased from AAA on 6/6...He struck out 10 or more batters in four of his last seven starts and over his last seven AAA outings he went 4-2 with a 3.20 ERA and 61 K in 50.2IP...Made his major league debut on 6/11 at Tiger Stadium and was the winning pitcher in the Orioles' 12-9 victory (5IP, 7H, 5R/4ER, 2BB, 5K)...On 7/6 he defeated Clemens, a boyhood idol, and the Red Sox to improve to 4-0...He became the first Oriole to win his first four major league decisions since Bill Dillman in 1967...On 7/17 he made his only relief appearance, tossing 1.1 hitless innings and earned the win in Baltimore's 11-10 victory over Toronto...The victory improved him to 5-0 on the year...Rocky won his first two starts and his first five big league decisions...With his fifth straight win he joined Jerry Walker as the only two Orioles to win their first five major league decisions...Walker won his only decision in 1957 then his first four when he came up again in 1959...His 10 wins were the most by an Orioles rookie since Bob Milacki won 14 games in 1989...On 9/8 at Oriole Park against the Tigers he recorded a career-high 11 strikeouts...The 11 K's tied him for the 3rd most ever by an Orioles rookie...Rocky tied for 4th in the BBWAA balloting for American League "Rookie of the Year" honors.

1995: As a result of his outstanding season, Rocky was the recipient of the Jim Palmer Prize, given annually to the top pitcher in the Orioles farm system...In addition, Coppinger was named to *Baseball America's* 1995 Minor League All-Star Team...Won the organization's triple crown for pitchers, leading the system in wins (16), ERA (1.97) and strikeouts (172)...Spent time at three levels in '95...Started the year at Class A Frederick before being promoted to AA Bowie and he finished the year at AAA Rochester...Combined at the three stops for a 16-3 record and he picked up another win in the International League playoffs...The 16 regular season wins was the fourth most in the minor leagues...Was also among minor league leaders in batting average against (2nd, .191), ERA (5th, 1.97), innings pitched (5th, 187.0) and strikeouts (6th, 172)... Started the year at Frederick where he was 7-1 with a 1.57 ERA in 11 starts...He limited opposing hitters to a .189 average...In his final Class A start he fanned 15 batters against Winston-Salem on 5/29 before being promoted to AA Bowie on 5/31...That effort earned him Carolina League "Pitcher of the Week" honors...With the Baysox he was 6-2 with a 2.69 ERA in 13 starts, including a pair of complete game shutouts...Held opposing batters to a .188 batting average...Tossed a three-hit shutout at Reading in winning his AA debut and a two-hit shutout vs Reading on 6/24...On 7/4 he made a spot start for AAA Rochester in Scranton...Allowed an unearned run on three hits over eight innings and left with the lead but settled for a no-decision...Promoted to Rochester from AA for a second time on 8/14.

1994: Signed with O's just hours before the midnight deadline (5/25) for '93 draftees...At Bluefield, he ranked seventh in the Appalachian League in ERA (2.45) and his 88 strikeouts (in 73.1 IP) were second to league leader and teammate Carlos Chavez (92)...Was rated seventh best prospect in Appalachian League in *Baseball America's* end-of-season poll of managers...Averaged 11 strikeouts, six hits allowed and five walks every nine innings...Earned first pro victory on 6/24 at Princeton in his second start...Struck out nine three other times...His only "relief" effort was really a start... It was a game suspended after one inning on 7/20, and he picked up in the second when play resumed the following evening (he took the loss).

## PERSONAL/MISCELLANEOUS

Single...One Child: Baylee Nicole (8/28/97)...Originally signed by Orioles scouts John Green and Ray Crone...Nicknamed "Rocky" at birth after Rocky Marciano by his dad who said "he looked all beat up and ugly" right after coming into the world, and it stuck...Was originally drafted out of Coronado High School, but opted to pitch a year for Hillsboro Junior College where he was 11-1 with a 2.90 ERA while striking out 120 in 99.0 innings, earning All-America honors...Was named to the National Junior College All-Star Team and was also tapped as an All-Region V pitcher...Was drafted late in 1993 probably because of left knee surgery his junior year in high school and an arm problem that developed while pitching at Hillsboro JC...However, he had been projected as a second round selection in the 1994 draft after showing no effects from the knee or arm injuries, had the Orioles not beaten the deadline to sign him...Hobbies include golf, hunting and fishing.



YEAR CLUB	W	L	ERA	G	GS	CG	SHO	SV	IP	H	R	ER	HR	BB	SO
1994 Bluefield-1	4	3	2.45	14	13	0	0	0	73.1	51	24	20	5	40	88
1995 Frederick	7	1	1.57	11	11	2	1	0	88.2	46	16	12	3	24	91
Bowie	6	2	2.69	13	13	2	2	0	83.2	58	33	25	7	43	62
Rochester	3	0	1.04	5	5	0	0	0	34.2	23	5	4	2	17	19
1996 Rochester	6	4	4.19	12	12	0	0	0	73.0	65	36	34	6	39	81
BALTIMORE	10	6	5.18	23	22	0	0	0	125.0	126	76	72	25	60	104
1997 BALTIMORE	1	1	6.30	5	4	0	0	0	20.0	21	14	14	2	16	22
Rochester	1	2	5.52	3	3	0	0	0	14.2	16	10	9	2	11	9
Bowie	1	1	4.80	3	3	0	0	0	15.0	15	9	8	4	3	15
Gulf Coast	0	0	1.80	3	3	0	0	0	10.0	7	3	2	0	0	13
1998 Bowie	2	2	4.35	7	6	0	0	0	31.0	26	18	15	4	11	30
Rochester	8	3	3.50	14	13	1	0	0	87.1	80	38	34	11	43	64
BALTIMORE	0	0	5.17	6	1	0	0	0	15.2	16	9	9	3	7	13
Minor Lg. Totals	38	18	2.99	85	82	5	3	0	491.1	387	192	163	44	231	472
BALTIMORE Totals	11	7	5.32	34	27	0	0	0	160.2	163	99	95	30	83	139
American League	11	7	5.32	34	27	0	0	0	160.2	163	99	95	30	83	139
National League	-	-	-	-	-	-	-	-	-	-	-	-	-	-	-
ML Totals	11	7	5.32	34	27	0	0	0	160.2	163	99	95	30	83	139

1-Orioles 19th round selection in 1993 First Year Player Draft...Signed in 1994

DIVISION SERIES	W	L	ERA	G	GS	CG	SHO	SV	IP	H	R	ER	HR	BB	SO
1996 Bal vs Cle	-	-	-	-	-	-	-	-	-	-	-	-	-	-	-
Did Not Play															
LCS	W	L	ERA	G	GS	CG	SHO	SV	IP	H	R	ER	HR	BB	SO
1996 Bal vs NYY	0	1	8.44	1	1	0	0	0	5.1	6	5	5	3	1	3
Totals	0	1	8.44	1	1	0	0	0	5.1	6	5	5	3	1	3

1998 SEASON															
	ERA	W-L	Sho	G	IP	H	ER	HR	ERA	W-L	Sho	G	IP	H	ER
Total	5.17	0-0	0	6	15.2	16	9	3	5.32	11-7	0	34	160.2	163	95
Home	7.88	0-0	0	2	8.0	8	7	3	7.17	4-3	0	15	69.0	79	55
Away	2.35	0-0	0	4	7.2	8	2	0	3.93	7-4	0	19	91.2	84	40
Ana	7.20	0-0	0	1	5.0	5	4	2	8.00	0-1	0	2	9.0	13	8
Bal	-	-	-	-	-	-	-	-	-	-	-	-	-	-	-
Bos	9.00	0-0	0	2	2.0	4	2	0	4.50	1-1	0	4	14.0	15	7
Cws	-	-	-	-	-	-	-	-	8.10	0-0	0	2	6.2	7	6
Cle	-	-	-	-	-	-	-	-	7.36	0-2	0	2	11.0	12	9
Det	-	-	-	-	-	-	-	-	6.48	1-0	0	3	16.2	15	12
KC	-	-	-	-	-	-	-	-	4.82	1-0	0	2	9.1	12	5
Min	-	-	-	-	-	-	-	-	3.97	1-0	0	2	11.1	8	5
NY	9.00	0-0	0	1	3.0	3	3	1	10.29	0-0	0	2	7.0	9	8
Oak	-	-	-	-	-	-	-	-	4.50	1-1	0	3	18.0	15	9
Sea	0.00	0-0	0	1	2.2	3	0	0	9.00	1-2	0	4	15.0	27	15
Tam	-	-	-	-	-	-	-	-	-	-	-	-	-	-	-
Tex	-	-	-	-	-	-	-	-	3.60	0-0	0	1	5.0	6	2
Tor	0.00	0-0	0	1	3.0	1	0	0	1.40	4-0	0	5	25.2	14	4
PRE ASG	-	-	-	-	-	-	-	-	5.1	0	11	51.0	55	30	8
POST ASG	5.17	0-0	0	6	15.2	16	9	3	5.33	6-6	0	23	109.2	108	65
Mar/Apr	-	-	-	-	-	-	-	-	7.36	0-0	0	3	11.0	10	9
May	-	-	-	-	-	-	-	-	5.00	1-1	0	2	9.0	11	5
June	-	-	-	-	-	-	-	-	5.12	2-0	0	4	19.1	25	11
July	-	-	-	-	-	-	-	-	5.40	4-2	0	7	35.0	35	21
August	-	-	-	-	-	-	-	-	5.90	2-3	0	7	39.2	41	26
Sept/Oct	5.17	0-0	0	6	15.2	16	9	3	4.44	2-1	0	11	46.2	41	23
All	-	-	-	-	-	-	-	-	-	-	-	-	-	-	-
Fla	-	-	-	-	-	-	-	-	-	-	-	-	-	-	-
Mon	-	-	-	-	-	-	-	-	-	-	-	-	-	-	-
NY	-	-	-	-	-	-	-	-	-	-	-	-	-	-	-
Phi	-	-	-	-	-	-	-	-	-	-	-	-	-	-	-

#### BATTING RECORD

YEAR	AVG	AB	R	H	2B	3B	HR	RBI	BB	SO	SB	CS
1997 Totals	-	-	-	-	-	-	-	-	-	-	-	-
1998 Totals	-	-	-	-	-	-	-	-	-	-	-	-
Career Totals	-	-	-	-	-	-	-	-	-	-	-	-
Post Season Totals	-	-	-	-	-	-	-	-	-	-	-	-

#### FIELDING

P	PCT	G	PO	A	E	DP
1996	1.000	23	6	8	0	1
1997	1.000	5	1	1	0	0
1998	1.000	6	1	0	0	0
Career	1.000	34	8	9	0	1

#### LIFETIME BY BALLPARK

ROCKY COPPINGER	ERA	W	L	S	G	IP	H	ER	HR
Edison International Field	9.00	0	1	0	1	4.0	8	4	1
Oriole Park at Camden Yards	7.17	4	3	0	15	69.0	79	55	16
Fenway Park	4.32	0	1	0	3	8.1	10	4	1
Comiskey Park	0.00	0	0	1	4	0	3	0	0
Jacobs Field	2.84	0	1	0	1	6.1	3	2	1
Tiger Stadium	9.31	1	0	0	2	9.2	12	10	4
Ewing M. Kauffman Stadium	6.00	1	0	0	1	6.0	7	4	0
Hubert H. Humphrey Metrodome	3.97	1	0	0	2	11.1	8	5	2
Oakland-Alameda County Coliseum	2.57	0	1	0	1	7.0	3	2	1
The Kingdome	2.35	1	0	0	2	7.2	9	2	2
The Ballpark in Arlington	3.60	0	0	0	1	5.0	6	2	0
Skydome	1.56	2	0	0	3	17.1	10	3	2

## TIMOTHY (TIM) DOUGLAS DECINCES

CATCHER—#67: SPRING TRAINING INVITEE

Born: April 26, 1974

Opening Day Age: 24

Height: 6'2"

Weight: 208

Bats: L

Throws: R

Birthplace/Residence: Born in Rochester, NY...Resides in Newport Beach, CA

Contract Status: Signed through 1999

M.L. Service: None

Acquired: Orioles 17<sup>th</sup> round selection in the 1996

First Year Player Draft



#### 1998

• Spent time at Class A Frederick, AA Bowie and AAA Rochester in '98...Started the year in Frederick...Was promoted to AAA on May 3 and was returned to the Keys on May 18...Advanced to AA Bowie on August 31...On the year he batted a combined .262 with 27 doubles, 17 home runs and 68 RBI.

• At Frederick, Tim compiled 21 multi-hit games, including a pair of 4-hit games: July 24 vs. Salem and August 12 vs. Winston-Salem...Hit 2 HR in the 8/12 game...Compiled a 14-game hitting streak, July 21-August 4 and during that span he batted .407 (22-54) and raised his average 32 points.

• On September 6, in his first at-bat at Prince George's Stadium while playing for AA Bowie, Tim clubbed a 3-run home run...While with the Baysox he made one start at third base and one behind the plate...Collected 6 hits in 6 games for Bowie.

#### PRO CAREER

1997: Finished 3rd on Class A Delmarva in RBI (70), runs (65), home runs (13) and games (127)...Led the South Atlantic League and was 7th in the minors with 97 walks...Caught and DH'd for Delmarva...Had highest fielding avg. (.990) among Sally League catchers with 50 or more games...Batted .300 (30-100) in May with 6 doubles, 6 homers and 22 RBI...Was batting .278 (70-252) through June.

1996: Joined Bluefield 3 weeks into season but led club in sacrifice flies (5) and was 3rd in homers (7)...Hit in 9 straight games, 7/29-8/8, batting .419 (13-31) with 4 HR, 9 runs scored and 5 RBI...Averaged a homer every 18.3 AB...Caught 17 games (3rd on club) and played 10 games at 3B and 1 at 1B.

#### PERSONAL/MISCELLANEOUS

Married to the former Melissa Goetsch (10/4/97)...Son of former Orioles third baseman Doug DeCinces, who played 19 years in the majors including his first 9 with the O's ('73-'81)...Doug was signed by Orioles scout Al Kubski, whose son, Gil, signed Tim...Tim was born in Rochester, NY, while his dad was there playing for the O's AAA farm club, the Red Wings...Was a 2-time All-Pac 10 player at UCLA, where he set the Bruins career doubles records (54)...Was Pac-10 HR leader in '96 and was named to NCAA All-Regional team...His 10th -inning grand slam in '96 NCAA Regional beat SW Missouri State...Had 2 homers to lead team to Cape Cod League title in '95...Graduated from Corona del Mar HS in '92...Played football and baseball...Hobbies are golf, hunting, basketball and weightlifting...Finished up studies in history at UCLA during the off-season and graduated in '97.

YEAR CLUB	AVG	G	AB	R	H	2B	3B	HR	RBI	BB	SO	SB	CS
1996 Bluefield-1	.297	39	128	24	38	8	0	7	32	24	28	3	1
1997 Delmarva	.257	127	416	65	107	20	0	13	70	97	117	3	4
1998 Rochester	.095	7	21	1	2	1	0	0	2	6	0	0	0
Bowie	.333	5	18	5	6	1	0	1	4	1	5	0	0
Frederick	.267	110	374	50	100	25	0	16	64	59	90	3	4
Minor Lg. Totals	.264	288	957	145	253	55	0	37	170	183	246	9	9
BALTIMORE Totals	-	-	-	-	-	-	-	-	-	-	-	-	-
American League	-	-	-	-	-	-	-	-	-	-	-	-	-
National League	-	-	-	-	-	-	-	-	-	-	-	-	-
ML Totals	-	-	-	-	-	-	-	-	-	-	-	-	-

1-Orioles 17th round selection in 1996 First Year Player Draft



## DELINO LAMONT DESHIELDS

SECOND BASEMAN—#11

**Born:** January 15, 1969

**Opening Day Age:** 30

**Height:** 6'1"

**Weight:** 175

**Bats:** L

**Throws:** R


**Birthplace/Residence:** Born in Seaford, DE...

Resides in Fairburn, GA

**Contract Status:** Signed through 2001

**M.L. Service:** 9 years

**Acquired:** December 4, 1998; signed as a free agent by the Orioles to a 3-year contract.



### GAME HIGHS, STREAKS & SLAMS

**RUNS:** 3, 19 times, most recently August 12, 1998 vs. New York Mets...**HITS:** 4, 13 times, most recently September 15, 1998 vs. Pittsburgh...**DOUBLES:** 2, seven times, most recently April 21, 1998 at Montreal...**TRIPLES:** 2, July 27, 1993 at Pittsburgh...**HR:** 2, twice, most recently July 27, 1997 vs. Florida...**RBI:** 4, four times, most recently June 21, 1995 at St. Louis...**WALKS:** 4, May 23, 1993 at Philadelphia...**SB:** 3, seven times, most recently September 25, 1997 vs. Cincinnati...**HITTING STREAK:** 21 games, June 28-July 21, 1993...**GRAND SLAMS:** 1-June 21, 1995 at St. Louis

### 1998

- Led the Cardinals in triples (8) for the second straight year and was tied for 5<sup>th</sup> in the National League... Five of the triples came in a seven game span, April 22-29... On April 28, the Orioles collected their first triple of the season as a team and finished the year with 11.
- Posted a team-high 18-game hitting streak, May 30-June 20 which tied for the 3<sup>rd</sup> longest streak in the N.L. in '98... During the streak he batted .368 (28-76).
- Was on the disabled list from July 9 until August 10 and missed 32 games after undergoing arthroscopic surgery on his left knee... Played four games at AA Arkansas on a rehab assignment.
- Tied for the team lead with 26 stolen bases... Has averaged 42 steals per season during his nine-year major league career... Owns a 75% career stolen base success rate (382 SB in 508 attempts).
- Hit .306 (26-85) with runners in scoring position... Went 3-for-10 as a pinch-hitter, including a 2-run pinch HR in August 19 come from behind win at Chicago.
- In the September 15 doubleheader vs. the Pirates, Delino went 5-for-8 and in the second game he matched his career-high with his 3<sup>rd</sup> 4-hit game of the season... Also collected four hits on June 6 vs. the Giants and April 21 at Montreal.
- Hit his first home run of the season and 50<sup>th</sup> homer of his career on May 17 vs. the Marlins.

### PRO CAREER

1997: Led the Cardinals in several offensive categories, including batting (.295), hits (169), triples (14), stolen bases (55), sacrifice flies (6), bunt hits (11) and infield hits (23)... Led the majors with his career-high 14 triples, the most by a Cardinal since '91 when Ray Lankford led the loop with 15... Showed the greatest gain in batting average ('96 to '97) among N.L. players with an increase of 71 points (.224 to .295)... Achieved career-highs in HR (11), RBI (58) and hits... Led the Cardinals with 50 multi-hit games... Matched his single game career-high with 4 hits twice: 9/6 vs. Colorado and 6/1 vs. LA... Reached 50 steals for the second time in his career... Stole home on 9/19 at Pittsburgh as part of a double steal... Smacked three homers over two games, 7/26-27 vs. Florida with his 2<sup>nd</sup> career 2 HR game on 7/27... The second homer on 7/27 was his 1,000<sup>th</sup> career hit... Two of his 11 home runs came as a pinch-hitter.

1996: Stole 40 bases for the fifth time in his career... Finished with 48 thefts, 3<sup>rd</sup> in the N.L., and at a career-high .814 success rate (59 attempts)... Was 5<sup>th</sup> in the league with 8 triples... Had three 2-SB games in his first six contests and 7 SB without being caught after ten games... Established career-highs with 154 games and 581 at-bats... Hit 6<sup>th</sup> career lead-off home run on 4/17 at SF... Homered in consecutive games for the second time in the majors 4/25 at Houston and 4/26 at Cubs... Hit safely in seven straight games, 4/28-5/5... Handled 233 chances over 56 straight errorless games, 4/5-6/9... On 5/24 he singled off

Montreal's Ugueth Urbina in his 3,000<sup>th</sup> career at-bat... Three hits that night capped a 7-game hitting streak... Involved in turning 2<sup>nd</sup> career triple play on 6/15 at Atlanta... Batted .360 during third 7-game hitting streak of the season, 6/28-7/4... Posted 4<sup>th</sup> 3-SB game of his career on 7/19 at SF... Recorded 12<sup>th</sup> multi-steal effort of the season on 8/11 at Cincinnati... Scored 500<sup>th</sup> run of his career on 9/21 at SD in 5<sup>th</sup> inning... Recorded 300<sup>th</sup> career steal on 9/27 vs. the Padres... Made two appearances in his first post-season, including a Game 1 start in Division Series vs. the Braves.

1995: Finished 3<sup>rd</sup> in the N.L. with 39 stolen bases... Batted .360 (27-75) with runners in scoring position... Dodgers were 38-14 when Delino scored a run... Cracked 5<sup>th</sup> career leadoff homer on 5/14 vs. St. Louis... Recorded season-high 10-game hitting streak, 6/10-21 and batted .375 over that stretch... Capped the streak with his first career grand slam, 6/21 at St. Louis... After 8/1 he batted .321 (43-140), including .412 in August, with 4 HR, 20 RBI (13 in September), 27 RS (17 in Sept/Oct.) and 19 SB (14 in September)... Did all this though he did not start from 7/25-8/19, but made 13 PH appearances, garnering three singles, one RBI, three walks and a sac bunt... Homered in back-to-back games for the first time in his career, 8/20 at the Mets and 8/21 at Montreal... Matched career-high with 4 hits on 8/24 at Philly... Stole 13 consecutive bases without getting caught, 9/4-27.

1994: Shared the Dodgers team lead and finished 7<sup>th</sup> in the N.L. with 27 SB... Appeared 10 times at shortstop in addition to his 88 games at second base (84 starts)... In those 88 games he made six errors in 438 chances for a career-best .986 fielding percentage, 3<sup>rd</sup> best in the league... Had six multi-steal games and matched his career-high with 3 SB on 4/21 vs. the Mets... On 4/14 vs. the Cardinals he collected his first career pinch-hit... Swiped 200<sup>th</sup> career base on 5/19 at Colorado... Placed on the disabled list on 5/28, retroactive to 5/26, after incurring a laceration of the left middle finger with sprains in three joints on 5/25 vs. the Cubs during a home plate collision with catcher Rick Wilkens while scoring on a wild pitch... Activated on 6/20 and immediately started a 9-game hitting streak, 6/21-30... Committed just one error in 230 chances at second base through final 44 games beginning 6/21... Saw his first major league action at shortstop, his career minor league position, 7/4 vs. Montreal... Recorded 8 SB in 6 games, 7/25-31.

1993: Batted career-high .295, 3<sup>rd</sup> among N.L. second basemen... Finished 2<sup>nd</sup> to Ryne Sandberg in All-Star balloting at 2B and 6<sup>th</sup> among all National Leaguers... Placed 6<sup>th</sup> in the league with 43 stolen bases and 7<sup>th</sup> with a .811 success rate (53 attempts) and was 8<sup>th</sup> in the loop with 7 triples... Batted .300 (127-423) in 107 games as the leadoff batter... Batted .311 (50-161) with both homers vs. LHP and his .407 on-base percentage against southpaws was 9<sup>th</sup> in the league... Saw 4.05 pitches per plate appearance and took 65.3% of pitches, both tops in the N.L... Left spring training with chicken pox and after playing on Opening Day he was quarantined for ten days and lost ten pounds... Missed eight games due to the illness, however, he batted .394 with a .555 on-base percentage and reached base in each of his first ten games after return... Homered on 4/16 vs. the Rockies, the 11<sup>th</sup> time in his career that he led off an inning with a home run... Drew a career-high 4 BB on 5/23 at Philadelphia... Had seven straight hits, 5/23-28, one short of the club record... Leadoff single on 6/28 off Pittsburgh's Bob Walk was his 500<sup>th</sup> major league hit... Compiled 21-game hitting streak that started on 6/28... During the streak he batted .420 (37-88)... The hit streak was a Montreal club record and equaled Robby Thompson for the longest in the N.L. that season... The hit streak capped a 31-game on base streak, which started on 6/16 and during which Delino had a .435 on-base percentage... Named Expos "Player of the Month" for July after batting N.L.-high .393 with 10 RBI, 16 RS and 11 SB... Suffered badly sprained ligament of left thumb on 8/11 at Philly and, as a result, was on the disabled list from 8/12-9/11... From 7/24, committed just one error in 159 chances over his final 34 games.

1992: Drove in a career-high 65 runs, the most ever by an Expos second baseman and finished 2<sup>nd</sup> among N.L. 2B with a .292 average and 46 steals... Posted then career-highs with 155 hits and 8 triples... Hit .296 (24-81) with a HR leading off game... Ran out first inside the park home run on 4/9 at Pittsburgh... Recorded 100<sup>th</sup> career steal in the 6<sup>th</sup> inning on 4/25 at St. Louis... Matched career-high with 4H on 4/30 at San Diego... Hit in season-high 9 straight games, 6/2-12 and batted .343 over that span... Reached base safely in 26 straight games, 6/21-7/19, hitting .381 and getting aboard at a .450 clip (40-105, 14 walks and a sac fly)... Collected 13 hits in 26 AB in 6-game series at Los Angeles, 7/6-8... Tied club record with 6H in series opening DH, 7/6... Smacked 2 HR for first time in majors, 8/6 at Philadelphia and equaled



another career-best with 4 RBI.

1991: Established career-highs with 151 games, 10 HR, 83 RS, 95 BB and 56 SB...Only Rickey Henderson was also in 10/50 club in '91 (17HR/58SB)...Stole 56 bases in 79 attempts, including third base eight times and had nine multi-steal games...Finished 4<sup>th</sup> in the N.L. with 95 walks...Hit Opening Day homer on 4/8 at Pittsburgh...Struck out five times in 9/17 nightcap, tying single game record for most strikeouts in a nine-inning game...Tied career-highs with 4H and 4 RBI on 6/5 at Houston, capping two-game stretch that featured six straight hits...Swiped three bases, his first career 3 SB game, on 6/22 at Cincinnati...Compiled season-high 10-game hitting streak, 7/7-20...Helped turn a triple play on 9/8 vs. the Reds.

1990: Made big league debut as starting second baseman on Opening Day, 4/9 at St. Louis, the first of 120 starts at second as a rookie...Became 11<sup>th</sup> player to open major league career with a 4-hit game and just the second to do so on Opening Day of first season, the other being Spook Jacobs in '54 with the Philadelphia Athletics...Also drove in first major league run and smacked first of 28 doubles...Led all major league rookies with a .289 average and 42 steals, including six multi-steal games...Finished 2<sup>nd</sup> to Braves' David Justice in BBWAA N.L. Rookie of the Year balloting...Opened career by handling 63 straight chances over 14-plus games before he made his first error on 4/27...Reached base in 16 straight games, 4/24-5/12...Led off 5/7 game with first career HR...Hit safely in 12 straight games, 5/15-6/1...Honored by the mayor of his hometown, Seaford, DE on his first visit to Philadelphia on 4/19, and on Delino DeShields Day in the State of Delaware on 6/11...Suffered broken left index finger when hit by a Joe Magrane pitch on 6/15 at St. Louis and was on the DL until after the All-Star break...Batted .403 during a 15-game hitting streak, an Expos rookie record, 8/28-9/13...Had 3H and a career-high 4 RBI on 9/12 vs. the Cardinals.

1989: Opened the season at AA Jacksonville, playing 93 games there before being promoted to AAA Indianapolis on 7/17...At Jacksonville he finished 7<sup>th</sup> in the Southern League with 37 stolen bases...Played in 47 games at Indy to cap a three season career in the minors during which he scored 214 runs, drew 232 walks and stole 142 bases in 334 games while playing strictly shortstop...Spent the last two weeks of the year traveling with the Expos, though not on the roster, and worked out at second base...Played 2B that winter for Hermosillo of the Mexican Pacific League.

1988: Scored 97 runs in 129 games, hit a personal-best 12 HR and finished 4<sup>th</sup> in the Midwest League with 59 SB at Class A Rockford...Was named the league's All-Star shortstop and tabbed its 3<sup>rd</sup> best prospect by *Baseball America*.

1987: Expos' first round pick recorded 30 stolen bases in 65 games with Bradenton and Jamestown...Selected as the first year pro in the Montreal organization with the best chance for stardom by *Baseball America*.

#### PERSONAL/MISCELLANEOUS

Married to the former Tisha Milligan (12/15/90)...Tisha is a former track athlete at the University of Tennessee-Knoxville...Two Children: Delino, Jr. (8/16/92) and Diamond (3/6/97)...Originally signed by Gary Hughes, then a scout for the Expos...Growing up in Delaware, his favorite team was the Orioles and his favorite player was Ken Singleton...Lists getting four hits in his major league debut as his biggest thrill in baseball...Is a 1987 graduate of Seaford (DE) High School where he earned All-America honors in baseball and basketball and was named all-state in those sports as well as football...Signed with the Expos after the '87 draft although he had inked a basketball letter of intent with Villanova University and he was the only freshman offered a basketball scholarship in 1987 by then coach Rollie Massimino...Won the Foot Locker Slam Dunk championship in a 1990 pre-season competition at Boca Raton, FL...Started wearing his baseball socks high in 1992 spring training to honor those who played in the Negro Leagues...In the off-season, Delino serves as a basketball coach at the Boys and Girls Club near his home in Georgia...In 1995 he donated \$100 for every stolen base to the Boys and Girls Club of his hometown, Seaford, DE...June 11, 1990 was declared Delino DeShields Day in The State of Delaware...This past off-season Delino returned to Baltimore and took part in the Orioles annual FanFest and winter caravan.

YEAR	CLUB	AVG	G	AB	R	H	2B	3B	HR	RBI	BB	SO	SB	CS
1987	Gulf Coast-1	.216	31	111	17	24	5	2	1	4	21	30	16	5
	Jamestown	.219	34	96	16	21	1	2	1	5	24	28	14	4
1988	Rockford	.252	129	460	97	116	26	6	12	46	95	110	59	18
1989	Jacksonville	.270	93	307	55	83	10	6	3	35	76	80	37	12
	Indianapolis	.260	47	181	29	47	8	4	2	14	16	53	16	7
1990	MONTREAL	.289	129	499	69	144	28	6	4	45	66	96	42	22
1991	MONTREAL	.238	151	563	83	134	15	4	10	51	95	151*	56	23
1992	MONTREAL	.292	135	530	82	155	19	8	7	56	54	108	46	15
1993	MONTREAL-2	.295	123	482	75	142	17	7	2	29	72	64	43	10
1994	LOS ANGELES	.250	89	320	51	80	11	3	2	33	54	53	27	7
1995	LOS ANGELES	.256	127	425	66	109	18	3	8	37	63	83	39	14
1996	LOS ANGELES-3	.224	154	581	75	130	12	8	5	41	53	124	48	11
1997	ST. LOUIS	.295	150	572	92	169	26	14*	11	58	55	72	55	14
1998	ST. LOUIS	.290	117	420	74	122	21	8	7	44	56	61	26	10
	Arkansas	.154	4	13	1	2	0	0	0	0	2	6	0	1
Minor Lg. Totals		.251	338	1168	215	293	50	20	19	104	234	307	142	47
BALTIMORE Totals		-	-	-	-	-	-	-	-	-	-	-	-	-
American League		-	-	-	-	-	-	-	-	-	-	-	-	-
National League		.270	1175	4391	667	1185	167	61	56	394	568	812	382	126
ML Totals		.270	1175	4391	667	1185	167	61	56	394	568	812	382	126

\*Led league

1-Selected by Montreal in 1st round (12th overall) on 1987 First Year Player Draft

2-Traded to Los Angeles for P Pedro Martinez on November 29, 1993

3-Signed by St. Louis as a free agent on November 20, 1996

DIVISION	SERIES	AVG	G	AB	R	H	2B	3B	HR	RBI	BB	SO	SB	CS
1995	LA vs Cin	.250	3	12	1	3	0	0	0	0	0	1	3	0
1996	LA vs Atl	.000	2	4	0	0	0	0	0	0	0	0	1	0
Totals		.188	5	16	1	3	0	0	0	0	0	1	4	0

1998 SEASON											LIFETIME			
	AVG	AB	H	HR	RBI	AVG	AB	H	HR	RBI				
Total	.290	420	122	7	44	.270	4391	1185	56	394				
Home	.294	204	60	3	23	.276	2067	570	24	177				
Away	.287	216	62	4	21	.265	2324	615	32	217				
Ana	-	-	-	-	-	-	-	-	-	-				
Bal	-	-	-	-	-	-	-	-	-	-				
Bos	-	-	-	-	-	-	-	-	-	-				
Cws	.333	9	3	0	2	.294	17	5	0	3				
Cle	.143	7	1	0	0	.154	13	2	0	0				
Det	.500	4	2	0	1	.500	4	2	0	1				
KC	.200	10	2	0	0	.263	19	5	0	1				
Min	.200	10	2	0	0	.211	19	4	0	0				
NYN	.323	31	10	0	5	.271	218	59	13	35				
Oak	.154	26	4	1	5	.261	230	60	16	46				
Sea	.417	24	10	3	13	.260	231	60	12	43				
Tex	.241	29	7	1	2	.192	146	28	7	18				
Tor	.286	7	2	0	1	.178	180	32	7	21				
PRE ASG	.318	289	92	3	30	.279	2572	718	32	209				
POST ASG	.229	131	30	4	14	.257	1819	467	24	185				
vs. Left	.267	101	27	0	12	.262	1299	340	13	124				
vs. Right	.298	319	95	7	32	.273	3092	845	43	270				
as DH	-	-	-	-	-	-	-	-	-	-				
as PH	.300	10	3	1	3	.244	41	10	3	9				
Mar/Apr	.389	90	35	0	12	.274	649	178	9	58				
May	.258	89	23	2	9	.260	863	224	11	58				
June	.309	97	30	1	8	.291	814	237	9	80				
July	.308	13	4	0	1	.287	732	210	10	62				
August	.226	62	14	2	4	.268	698	187	11	72				
Sept/Oct	.232	69	16	2	10	.235	635	149	6	64				
Atl	.214	14	3	0	1	.207	294	61	2	21				
Fla	.280	25	7	1	5	.257	191	49	4	20				
Mon	.367	30	11	0	5	.270	204	55	1	22				
NY	.194	31	6	0	0	.268	433	116	3	28				
Phi	.542	24	13	1	3	.284	412	117	6	35				

FIELDING							LIFETIME BY BALLPARK						
1B	PCT	G	PO	A	E	DP	DELINO DESHIELDS						
1998	.000	1	0	0	0	0	Comiskey Park	.333	9	3	0	2	
Career	.000	1	0	0	0	0	Jacobs Field	.143	7	1	0	0	
							Hubert H. Kauffman Stadium	.333	9	3	0	1	
							Ewing M. Humphrey Metrodome	.200	10	2	0	0	
2B	PCT	G	PO	A	E	DP	NATIONAL LEAGUE						
1990	.981	128	236	371	12	65	Turner Field	.227	150	34	1	15	
1991	.962	148	285	405	27	72	Pro Player Stadium	.229	83	19	0	7	
1992	.976	134	251	360	15	71	Olympic Stadium	.296	1082	320	10	81	
1993	.983	123	243	381	11	74	Shea Stadium	.241	220	53	2	16	
1994	.986	88	155	277	6	52	Veterans Stadium	.312	231	72	6	23	
1995	.980	113	204	330	11	55							
1996	.975	154	274	400	17	79							
1997	.972	147	271	398	19	92							
1998	.983	111	247	273	9	66							
Career	.977	1146	2166	3195	127	626							
SS	PCT	G	PO	A	E	DP							
1994	.987	10	1	5	1	1							
Career	.987	10	1	5	1	1							



## LHP—#28

**Acquired:** January 6, 1993; signed by the Orioles as a non-drafted free agent (Jesus (Chu) Halabi)



- Spent most of the year at AA Bowie where he appeared in 38 games, 8 starts...With the Baysox he recorded 98 strikeouts in 93.2 innings.
- Was named Eastern League "Pitcher of the Week" for May 18-24, striking out 13 batters in 7.2 scoreless innings of relief...He did not allow a run in his final 14 innings with Bowie prior to his call up.
- Contract was purchased by the Orioles on June 5...On June 7 vs. Atlanta he made his major league debut and it would turn out to be his only big league appearance of the year, tossing 1.0 inning of relief.
- Became the 4<sup>th</sup> native of Aruba to play in the major leagues and the 3<sup>rd</sup> Oriole, joining Orioles prospect Eugene Kingsale, Orioles minor league pitcher Calvin Maduro, who did it while with the Phillies and Orioles starter Sidney Ponson...Ponson is a first cousin of Dykhoff.
- Was optioned back to AA Bowie on June 17 where he remained for the rest of the season.
- Following the season, he pitched for the Grand Canyon Rapids of the Arizona Fall League.

1993: Began the season playing for the San Pedro de Macoris Orioles (Dominican Summer League)...Transferred to Gulf Coast O's 6/25...Allowed 15 earned runs in his 1st 17 innings thru 7/20...Earned his 1st win, in relief, 7/26 vs. GCL Red Sox...From that point, allowed only 2 earned runs over final 28 innings (0.62 ERA in 8 games), lowering his ERA from season-high 7.94 to season-ending 3.40.

Played Little League and Babe Ruth League as youth in Aruba...Was a member of the Aruban National team for both programs and was twice honored as team MVP...Enjoys cycling...Name is pronounced "Rad-ham-es Dike-off"...Worked as a delivery truck driver in the off-season.

YEAR	CLUB	W	L	ERA	G	SC	SHO	SV	IP	H	R	ER	HR	BB	SO	
1993	Gulf Coast-1	1	2	3.40	14	3	0	0	1	45.0	37	22	17	2	11	29
1994	Gulf Coast-1	3	6	3.33	12	12	1	0	0	73.0	69	34	27	2	17	67
1995	High Desert	1	5	5.02	34	2	0	0	3	80.2	95	68	45	8	44	88
1996	Frederick	2	6	5.66	33	0	0	0	3	62.0	77	45	39	7	22	75
1997	Frederick	3	3	2.42	31	0	0	0	5	67.0	48	19	18	4	38	98
	Bowie	0	0	8.31	7	0	0	0	0	8.2	10	9	8	2	7	7
	Delmarva	0	0	0.00	1	0	0	0	1	3.0	3	0	0	0	0	3
	Bowie	3	7	4.71	38	8	0	0	1	93.2	83	51	49	10	52	98
1998	BALTIMORE	0	0	0.18	0	1	0	0	0	1.0	2	2	2	0	1	1
Minor Lg. Totals		13	29	4.08	170	25	1	0	14	433.0	422	248	203	35	191	465
BALTIMORE Totals		0	0	0.18	0	1	0	0	0	1.0	2	2	2	0	1	1
American League		0	0	0.18	0	1	0	0	0	1.0	2	2	2	0	1	1
National League		-	-	-	-	-	-	-	-	-	-	-	-	-	-	-
ML Totals		0	0	0.18	0	1	0	0	0	1.0	2	2	2	0	1	1

1-Signed by the Orioles as a non-drafted free agent on January 6, 1993

[illegible][illegible]

P	PCT	G	PO	A	E	DP
1998	.000	1	0	0	0	0
Career	.000	1	0	0	0	0

ERA	W	L	S	G	IP	H	ER	HR
18.00	0	0	0	1	1.0	2	2	0



## SCOTT GAVIN ERICKSON

RHP—#19

**Born:** February 2, 1968

**1999 Opening Day Age:** 31

**Height:** 6'4"

**Weight:** 230

**Bats:** R

**Throws:** R

**Birthplace/Residence:** Born in Long Beach, CA...Resides in Stateline, NV

**Contract Status:** Signed through 2003

**M.L. Service:** 8 years, 104 days

**Acquired:** July 7, 1995; from the Minnesota Twins along with pitcher Jimmy Williams, in exchange for RHP Scott Klingenbeck and OF Kimera Bartee...On May 13, 1998, he signed a 5-year contract extension through 2003



### GAME HIGHS & STREAKS

**LOW HITTERS:** No-Hitter, April 27, 1994 vs. Milwaukee; 1, July 24, 1992 at Boston (Game #1); 2, twice, May 1, 1991 vs. Boston and June 24, 1991 at New York Yankees...**STRIKEOUT HIGH:** 12, September 21, 1998 at Toronto...**WALK HIGH:** 8, September 13, 1990 at Oakland...**HR ALLOWED:** 3, six times, most recently July 31, 1998 at Kansas City...**WINNING STREAK:** 12 games, April 21-June 24, 1991...**LOSING STREAK:** 5 games, July 10-August 4, 1994

### 1998

- The Orioles most durable pitcher led the American League in Starts (36), Innings Pitched (251.1), Complete Games (11), Batters Faced (1102), Pitches Thrown (3902) and Hits Allowed (284)...He is the first Orioles pitcher to lead the league in CG, IP or Starts since 1979 when Dennis Martinez led the A.L. in all three categories...His innings total was the highest by an Oriole since Mike Boddicker tossed 261.1 frames in 1984.
- His 36 starts matched the most by an Orioles pitcher since 1982...He is the 5th O's pitcher to make that many starts in the last 16 seasons, joining Mike Mussina ('96), Rick Sutcliffe ('92), Bob Milacki ('89) and Scott McGregor ('83)...Erickson was also among the league leaders in the following categories: Wins (T8th, 16), Shutouts (T5th, 2), Fewest BB Per 9IP (9th, 2.47), Fewest HR Per 9IP (8th, 0.82), Strikeouts (6th, 186), Pickoff Throws (6th, 188), Pitches Per Start (7th, 108.39), Hit Batters (T4th, 13), Runs Allowed (T7th, 125), Earned Runs Allowed (6th, 112) and Stolen Bases Allowed (T2nd, 28).
- For the third consecutive season, Scott was the most prolific ground ball pitcher in the league...He led the American League in Ground Ball/Fly Ball Ratio at 2.85 (496 ground balls/174 fly balls) and 74% of the balls hit off Scott were on the ground, the highest percentage in the league.
- On April 1 vs. Kansas City, Scott made his first start of the season and defeated the Royals with a complete game for his 100th career victory...He won his first three starts of the year, getting off to a 3-0 start for the first time in his career.
- On May 13, the Orioles inked Erickson to a 5-year contract that will keep him in an Orioles uniform through the 2003 season.
- On May 21 at New York he struck out nine and in his next start, May 26 at Seattle he K'd 8, matching his career-high with 17 strikeouts in back-to-back starts...He also accomplished the feat in May of '94.
- On September 21 at Toronto he struck out a career-high 12 batters in a loss to Clemens...In the same game, Clemens recorded 15 strikeouts en route to his 20th win and the Orioles K'd 17 times, tying the team record.
- In Erickson's 11 complete games he went 8-3 with a 1.76 ERA and in his other 25 starts he was 8-10 with a 5.42 ERA...21 of his starts resulted in a "Quality Start" (6 or more IP, 3 or fewer ER)...Scott pitched 6 or more innings in 28 of his 36 starts...In his career he has pitched 6.0 or more innings in 196 of his 272 starts (72%).
- On the year the Orioles allowed a league low 31 unearned runs, however, Scott was on the hill for 13 of them...Defensively, he was 2nd among the league's pitchers with 77 total chances, trailing only Oakland's Kenny Rogers (88).
- Erickson was the pitcher in each of the Orioles three fastest games of the year: On April 1 he defeated the Royals with his first CG in 2:07...On May 11 at Minnesota he threw his 3rd CG and topped the Twins in 2:09...On June 5 vs. Atlanta he downed the Braves with his 4th CG in 1:53.

### PRO CAREER

1997: Scott's 16 wins was the second most wins of his career topped only by his 20-win season in 1991 with the Twins...In addition, he surpassed the 200 Innings Pitched mark for the 5th time in his career...Scott was T6th in the league in Wins (16); 6th in Winning Percentage (.696, 16-7); 9th in Innings Pitched (221.2); 7th in Slugging Pct. Allowed (.362, 307/849); 8th in BA Against by LH Hitters (.248, 112/452); 7th in Home ERA (3.29)...On the downside he led A.L. hurlers with 6 errors...Erickson pitched into the 8th inning in 16 of his 33 starts and turned in 22 "Quality Starts" (6.0 or more IP, 3 or fewer ER)...On 6/18 vs. Montreal he pitched 2/3 of an inning out of the bullpen...It was the 4th relief appearance of his career and his first since 8/21/95 at Seattle...He was the only pitcher in the league with 11 or more wins at the break that was not named to the American League All-Star Team...On 7/6 at Detroit he allowed a club record 11 earned runs in 4.1 innings...It was the first time in his career that he reached double figures in runs allowed...For the second straight year he led the A.L. in Ground Ball to Fly Ball Ratio (2.88)...74.2% of the balls his off of him were grounders, highest percentage in the league...He was second in the junior circuit with 33 GIDPs induced.

1996: He turned in 14 Quality Starts (6 or more IP, 3 or fewer ER) in his last 22 outings...He pitched 6.0 or more innings in 25 of his 34 starts and 7.0 or more frames 12 times...Continued his dominance in the final month of the season, going 4-1 with a no decision in September and a 3.19 ERA...On 4/22 at Cleveland he reached the 1,000 career innings pitched plateau...Finished the year T4th in the league with 6 complete games...Tossed three straight CG, 6/17-27...The game on the 17th was a six-inning tie game against Texas...Scott continued his career-long pattern of being a ground ball pitcher...He led the A.L. with 1.5 GIDP induced per 9 IP...In addition, his 2.76 Ground Ball to Fly Ball Ratio was the best in the league...Erickson threw only 3.50 pitches per batter in 1996, second lowest in the league behind only Cleveland's Hershiser (3.36). 1995: Began the season with the Minnesota Twins before being acquired by the Orioles in a 7/7 trade...Finished the season T2nd in the league with seven complete games and T3rd with two shutouts...All seven complete games and both shutouts came with the Orioles...Furthermore, his run support of 6.78 runs per nine innings pitched was the third best in the league...Of his seven complete games, Scott tossed two shutouts...Erickson induced 1.2 GIDPs per nine innings pitched, the third best ratio in the AL...He averaged 3.58 pitches per batter, the fifth fewest in the league...On 8/21 at Seattle, Erickson made his first relief appearance since 1990 as he allowed one earned run on two hits in one inning of work...Ended the year strongly, winning his last five decisions...In September he made five starts and was 4-0 with four complete games and a 1.47 ERA...Tossed a pair of three-hit shutouts...The first came on 9/5, the night Ripken tied Gehrig's consecutive games played streak...On that night, Scott blanked the Angels 8-0 at Oriole Park...The other was in his last start of the year, 9/27 at Toronto, defeating the Jays 7-0.

1994: Tossed first career no-hitter, 4/27 against the Brewers...American League "Player of the Week" for 4/25-5/1...Second CG of the year came on 5/8 at Texas...Won consecutive games for the first time since 9/13-18/92 (span of 44 starts), 5/8 & 5/14...Recorded career-high 10 strikeouts on 5/14 against the Orioles...Was on the disabled list 5/15-31 with strained right oblique muscles...Pitched 6+ innings in 15 of 23 starts with eight quality starts...Tied for league lead in hit batsmen (9), T3rd in losses, tied for T5th in wild pitches (10), was 8th in hits allowed.

1993: Was on disabled list 4/3-18 with strained left oblique muscles...Pitched Twins first complete game of the season, snapping major league record of 103 consecutive starts without one, but was a 5-4 loser on 8/4 vs the Red Sox...Pitched 6+ innings in 25 of 34 starts and had 12 Quality Starts...Led the league in losses while recording the second most losses in franchise history (Pedro Ramos lost 20 in 1961)...Allowed most hits and runs in majors...T5th in the league with 10 hit batsmen and T6th in games started.

1992: Made first Opening Day start and received a no-decision 4/6 at Milwaukee...Won six of eight decisions, 5/3-6/28...Pitched a one-hitter, 7/24 at Boston, allowing just a second inning single to Brunansky...Tossed fifth career shutout on 8/2 vs Milwaukee...Allowed just four singles in sixth career shutout, 8/23 vs Toronto...Pitched 6+ innings in 21 of 32 starts...Paced the Twins in shutouts and hit batsmen (8).

1991: In his finest season, Scott was runner-up to Roger Clemens in the AL Cy Young Award balloting, notching three of seven first place votes that did not go to Clemens and receiving 56 points (Clemens-119)...Lost first two starts of the season as Twins were blanked at Oakland on 4/11 and again on 4/16 at



Seattle...Won first of a career-best 12 straight, 4/21 at California...Tossed first big league shutout 4/26 against the Mariners...Second straight shutout came in the form of a two-hitter, 5/1 vs Boston...Pitched 8.1 scoreless innings on 5/7 before a Brunansky homer snapped his scoreless innings streak at 30.1 (tied Frank Viola club record set in '88)...Beat Texas 3-0 on 5/28, snapping the Rangers 14-game winning streak...Was American League "Pitcher of the Month" for May, posting a 5-0 record with a 1.36 ERA...Won major league high 12th consecutive game, pitching fourth complete game (2-hitter) and third shutout of the season, 6/24 at New York...Was on disabled list 6/30-7/15 with a strained right elbow...Tied for most wins in majors and was 2nd in the league in winning percentage (.714) and T2nd with three shutouts...Left Game 6 of the World Series with a 3-2 lead in the seventh inning but received a no decision in the Twins 4-3, 11-inning win...Rated second best pitcher in the league behind Roger Clemens and pitcher with the second best slider in a mid-season poll by *Baseball America*...Voted Best pitching prospect in the American League by *Baseball Digest* and a *Toronto Star* managers poll.

1990: Twins Minor League "Player of the Week" for 6/10-16...Twins Minor League "Pitcher of the Month" for June, going 3-0 with a 1.88 ERA...At Orlando he led league's starting pitchers in fewest baserunners per game (9.27) and was 2nd in batting average against (.205)...Named league's Best Pitching Prospect in manager's poll and was the right-handed pitcher on the All-Star Team...Contract purchased by Minnesota on 6/21...Made major league debut on 6/25 vs Texas and won a 9-1 decision...First complete game came on 9/8 vs Cleveland...Won five of last six starts...Was 5-0 with a 1.35 ERA in September.

1989: Recorded 11 strikeouts in professional debut, 6/30 vs Bakersfield...Worked eight shutout innings in each of his first two starts in the California League...Was Twins Minor League "Player of the Week" for 7/3-9.

#### PERSONAL/MISCELLANEOUS

Single...Drafted by the Mets in the 36th round of the 1986 draft and again by Toronto in the 34th round of the 1988 draft but did not sign...Was fourth round selection of the Twins in the 1989 June Draft...Was originally signed by Clair Rierison of the Twins...1986 graduate of Homestead High School in Cupertino, CA where he played baseball, football and soccer...A graduate of San Jose City College, earning "Player of the Year" honors in Golden State Conference and All-State and Junior College All-America recognition...Attended the University of Arizona...In 1989 he tied for the lead among NCAA pitchers with 173 innings pitched and a school record 18 wins...Named Pac-10 Southern Division co-MVP and was the right-handed pitcher on *Baseball America's* All-America Team...In 1996 and 1997 he served as *Schools Now* spokesman, a school-based fundraising effort which raised over \$1 million for local schools through the sale of coupon books...His community involvement also includes assisting in Cystic Fibrosis *65 Roses* as an Honorary Chairman...During the last three off-seasons, he has returned to Baltimore to take part in the Orioles annual FanFest...Scott served as the Oriole Summer Reading Spokesperson this past season...In 1999, he will begin a ticket program and purchase 1,000 tickets for kids from charitable, non-profit youth groups.

YEAR CLUB	W	L	ERA	G	GS	CG	SHO	SV	IP	H	R	ER	HR	BB	SO
1989 Visalia-1	3	4	2.97	12	12	2	0	0	78.2	79	29	26	3	22	59
1990 Orlando	8	3	3.03	15	15	3	1	0	101.0	75	38	34	3	24	69
MINNESOTA	8	4	2.87	19	17	1	0	0	113.0	108	49	36	9	51	53
1991 MINNESOTA	20	8	3.18	32	32	5	3	0	204.0	189	80	72	13	71	108
1992 MINNESOTA	13	12	3.40	32	32	5	3	0	212.0	197	86	80	18	83	101
1993 MINNESOTA	8	19	5.19	34	34	1	0	0	218.2	266	138	126	17	71	116
1994 MINNESOTA	8	11	5.44	23	23	2	1	0	144.0	173	95	87	15	59	104
1995 MINNESOTA	4	6	5.95	15	15	0	0	0	87.2	102	61	58	11	32	45
BALTIMORE-2	9	4	3.89	17	16	7	2	0	108.2	111	47	47	7	35	61
1996 BALTIMORE	13	12	5.02	34	34	6	0	0	222.1	262	137	124	21	66	100
1997 BALTIMORE	16	7	3.69	34	33	3	2	0	221.2	218	100	91	16	61	131
1998 BALTIMORE	16	13	4.01	36	36	11	2	0	251.1	284	125	112	23	69	186
Minor Lg. Totals	11	7	3.01	27	27	5	1	0	179.2	154	67	60	6	46	128
BALTIMORE Totals	54	36	4.19	121	119	27	6	0	804.0	875	409	374	150	231	478
American League National League	115	96	4.20	276	272	41	13	0	1783.1	1910	918	833	150	598	1005
ML Totals	115	96	4.20	276	272	41	13	0	1783.1	1910	918	833	150	598	1005

1-Selected by Minnesota in the 4th round of the June 1989 First Year Player Draft  
2-Acquired from Twins for RHP Scott Klingenbeck and OF Kimera Barteo on July 7, 1995

DIVISION SERIES	W	L	ERA	G	GS	CG	SHO	SV	IP	H	R	ER	HR	BB	SO
1996 Bal vs Cle	0	0	4.05	1	1	0	0	0	6.2	6	3	3	1	2	6
1997 Bal vs Sea	1	0	4.05	1	1	0	0	0	6.2	7	3	3	0	2	6
Totals	1	0	4.05	2	2	0	0	0	13.1	13	6	6	1	4	12

LCS	W	L	ERA	G	GS	CG	SHO	SV	IP	H	R	ER	HR	BB	SO
1991 Min vs Tor	0	0	4.50	1	1	0	0	0	4.0	3	2	2	1	5	2
1996 Bal vs NYY	0	1	2.38	2	2	0	0	0	11.1	14	9	3	3	4	8
1997 Bal vs Cle	1	0	4.26	2	2	0	0	0	12.2	15	7	6	2	1	6
Totals	1	1	3.54	5	5	0	0	0	28.0	32	18	11	6	10	16

WORLD SERIES	W	L	ERA	G	GS	CG	SHO	SV	IP	H	R	ER	HR	BB	SO
1991 Min vs Atl	0	0	5.06	2	2	0	0	0	10.2	10	7	6	2	4	5
Totals	0	0	5.06	2	2	0	0	0	10.2	10	7	6	2	4	5

	1998 SEASON										LIFETIME									
	ERA	W-L	Sho	G	IP	H	R	ER	HR	ERA	W-L	Sho	G	IP	H	R	ER	HR	BB	SO
Total	4.01	16-13	2	36	251.1	284	112	23	4.20	115-96	13	276	1783.1	1910	833	150	833	150	598	1005
Home	3.73	9-6	0	17	130.1	139	54	12	4.09	64-45	8	137	928.2	980	422	66	422	66	231	478
Away	4.31	7-7	2	19	121.0	145	58	11	4.33	51-51	5	139	854.9	930	411	84	411	84	267	530
Ana	3.38	1-1	0	3	24.0	26	9	1	3.55	14-3	1	19	142.0	146	56	6	146	56	51	53
Bal	-	-	-	-	-	-	-	-	4.30	4-8	0	18	88.0	78	42	10	78	42	24	69
Bos	2.78	2-1	0	3	22.2	22	7	1	3.38	10-9	2	22	170.1	166	64	9	166	64	51	53
Cws	7.43	0-2	0	2	13.1	16	11	3	6.75	3-11	0	18	109.1	146	82	12	146	82	12	6
Cle	7.30	1-1	0	2	12.1	15	10	4	4.76	8-9	0	21	128.2	165	68	16	165	68	16	13
Det	3.68	1-0	0	1	7.1	11	3	1	4.12	14-3	0	21	133.1	135	61	13	135	61	13	9
KC	5.19	2-1	0	3	17.1	22	10	4	3.92	9-5	0	18	117.0	127	51	9	127	51	9	3
Min	5.19	2-0	1	4	26.0	30	15	0	4.00	6-2	2	10	72.0	67	32	3	72	67	32	3
NYY	2.78	1-2	0	3	22.2	19	7	2	3.72	7-7	1	19	130.2	135	54	9	130	135	54	9
Oak	1.00	1-0	0	1	9.0	6	1	0	3.91	7-4	1	18	112.2	125	49	10	112	125	49	10
Sea	2.45	1-1	0	3	18.1	21	5	0	4.92	9-9	1	23	135.1	156	74	14	135	156	74	14
Tam	2.25	1-1	0	1	16.0	16	4	1	2.25	1-1	1	2	16.0	16	4	1	16	16	4	1
Tex	8.10	1-2	0	3	16.2	29	15	1	4.43	7-6	0	21	126.0	147	62	14	126	147	62	14
Tor	3.18	1-1	0	2	17.0	21	6	3	3.47	8-11	2	20	142.2	138	55	10	142	138	55	10
PRE ASG	4.24	8-7	1	20	140.0	163	66	13	4.34	61-49	5	138	922.1	986	445	80	922	986	445	80
POST ASG	3.72	8-6	1	16	111.1	121	46	10	4.06	54-47	8	138	861.0	924	388	70	861	924	388	70
Mar/Apr	4.81	3-2	0	6	39.1	53	21	3	4.47	11-18	2	34	215.1	241	107	19	215	241	107	19
May	5.25	2-4	1	7	48.0	54	28	5	4.42	23-13	2	44	289.1	285	142	24	289	285	142	24
June	3.22	3-0	0	6	44.2	49	16	5	4.25	21-13	1	49	324.0	352	153	29	324	352	153	29
July	2.43	3-3	0	6	40.2	41	11	4	4.21	18-20	1	52	321.0	367	150	35	321	367	150	35
August	4.68	3-2	1	6	42.1	43	22	4	4.93	18-20	3	50	306.2	354	168	27	306	354	168	27
Sept/Oct	3.47	2-2	0	5	36.1	44	14	2	3.11	24-12	4	47	327.0	311	113	16	327	311	113	16
Atl	2.00	1-0	0	1	9.0	7	2	2	3.00	1-0	0	2	15.0	15	5	3	15	15	5	3
Fla	4.77	0-0	0	1	5.2	8	3	0	5.91	0-0	0	2	10.2	12	7	1	10	12	7	1
Mon	-	-	-	-	-	-	-	-	0.00	0-0	0	1	0.2	0	0	0	0	0	0	0
NY	2.70	0-0	0	1	6.2	7	2	0	2.70	0-0	0	1	6.2	7	2	0	6	7	2	0
Phi	2.45	0-0	0	1	7.1	8	2	0	1.23	1-0	0	2	14.2	15	2	0	14	15	2	0

BATTING RECORD												
YEAR	AVG	AB	R	H	2B	3B	HR	RBI	BB	SO	SB	CS
1997 Totals	.000	2	0	0	0	0	0	0	1	2	0	0
1998 Totals	.000	2	2	2	0	0	0	0	3	2	0	0
Career Totals	.000	4	2	2	0	0	0	0	4	4	0	0
Post Season Totals	.000	2	1	0	0	0	0	0	0	1	0	0

FIELDING	PCT	G	PO	A	E	DP
1990	1.000	19	10	13	0	0
1991	.980	32	19	31	1	3
1992	.981	32	18	34	1	3
1993	.945	34	18	34	3	3
1994	.892	23	11	22	4	4
1995	.985	32	26	40	1	2
1996	.973	34	29	44	2	6
1997	.909	34	17	43	6	6
1998	.961	36	24	50	3	5
Career	.958	240	148	261	18	27

LIFETIME BY BALLPARK										
SCOTT ERICKSON	ERA	W	L	S	G	IP	H	R	ER	HR
Edison International Field	2.82	6	0	0	7	51.0	46	16	3	3
Oriole Park at Camden Yards	3.91	29	19	0	62	427.2	437	186	38	38
Memorial Stadium	4.20	1	1	0	3	15.0	11	7	1	1
Fenway Park	3.84	6	6	0	13	79.2	87	34	7	7
Comiskey Park	7.31	1	5	0	8	44.1	62	36	2	2
Jacobs Field	8.53	0	5	0	6	31.2	54	30	7	7
Tiger Stadium	4.66	8	2	0	12	75.1	80	39	8	8
Ewing M. Kauffman Stadium	4.69	3	2	0	7	40.1	54	21	6	6
Hubert H. Humphrey Metrodome	4.16	39	30	0	86	562.1	596	260	44	44
Yankee Stadium	2.71	3	3	0	9	66.1	56	19	1	1
Oakland-Alameda County Coliseum	2.62	4	3	0	10	68.2	66	20	4	4
The Kingdome	5.65	3	6	0	14	78.0	93	49	8	8
Tropicana Field	0.00	1	0	0	1	9.0	5	0	0	0
The Ballpark in Arlington	4.98	4	2	0	7	43.1	57	24	1	1
Skydome	4.32	3	7	0	11	73.0	72	35	7	7
NATIONAL LEAGUE										
Turner Field	4.50	0	0	0	1	6.0	8	3	1	1
Pro Player Stadium	7.20	0	0	0	1	5.0	4	4	1	1
Shea Stadium	2.70	0	0	0	1	6.2	7	2	0	0
Veterans Stadium	2.45	0	0	0	1	7.1	8	2	0	0



### ERICKSON'S NO-HITTER

On April 27, 1994, Scott became the third Twins hurler to pitch a nine-inning no-hitter and just the second (Jack Kralick 8/26/62) to throw a scoreless nine-inning game with no hits (Dean Chance no-hit the Indians on 8/25/67 but won 2-1), when he beat Milwaukee 6-0 in Minnesota. He faced 31 batters retiring 15 on ground balls (1 GDP), five on fly balls, five on strikeouts and one on a lineout, including four walks and one hit batter. He threw 129 pitches, 71 for strikes. It was the second of three no-hitters during the '94 season: Kent Mercker no-hit the Dodgers on April 8 while with Atlanta and Texas' Kenny Rogers tossed a perfect game vs California on July 28. It was the first no-hitter in the 13-year history of the Metrodome and just the second time a pitcher carried a no-hitter into the ninth inning in the Metrodome (Baltimore's Eric Bell went eight innings plus a batter in the 9th on 5/5/87). It was the 11th no-hitter in a domed stadium and just the fourth indoor no-hitter in the AL (two at Seattle Kingdome and one at Toronto Skydome).

### DAVID (DAVE) BRIAN EVANS

RHP—#70: SPRING TRAINING INVITEE

**Born:** January 1, 1968

**Opening Day Age:** 31

**Height:** 6'3"

**Weight:** 185

**Bats:** R

**Throws:** R

**Birthplace/Residence:** Born and resides in Houston, TX

**Contract Status:** Signed through 1999

**M.L. Service:** None

**Acquired:** August 10, 1998; signed by the Orioles as a free agent



### 1998

- Began the year with Carolina, the AA affiliate of the Pittsburgh Pirates...Was promoted to AAA Nashville on July 9...Released by the Pirates organization and signed to a minor league contract by the Orioles on August 10, reporting to AA Bowie...With three minor league clubs he combined to go 6-7 in 47 games, with 48 walks and 86 strikeouts in 86.2 innings.
- Over his final ten appearances for the Baysox, Dave allowed only one earned run and struck out 23 batters in 15.1 innings of work...With Bowie, he held opponents to a .229 average (8-35) with runners on base, including 0-for-5 with the bases loaded.
- This past off-season he pitched for Magallanes in the Venezuelan Winter League...In 27 relief appearances he went 3-2 with a 1.38 ERA and 7 saves, including 32 strikeouts in 32.2 innings.

### PRO CAREER

- 1997: Did not play...Made personal decision to take the year off from baseball.
- 1996: Spent the year at AAA Tucson where he appeared in 43 games, 15 as a starter, and went 6-12 with a save.
- 1995: Led Jackson with career-high 18 saves...Also established career-best with 49 appearances.
- 1994: Spent the season at Jacksonville of the Southern League...Collected two saves, his first as a professional.
- 1993: Spent first two months recuperating from shoulder injury and began playing in June...Held Midwest League opposing hitters to a .210 batting average in five starts at Appleton...Also made 8 starts in the California League...Was California League "Pitcher of the Week" for 8/8-14.
- 1992: Did not play after undergoing right shoulder surgery.
- 1991: Spent the year at Jacksonville and made 20 starts in 21 appearances.
- 1990: Began his professional career at San Bernardino and tied for 2<sup>nd</sup> in the California League with 14 wins and was 4<sup>th</sup> with 143 strikeouts.

### PERSONAL/MISCELLANEOUS

Single...Attended San Jacinto (TX) JC...Was selected as Junior College Pitcher of the Year in 1989 by *Baseball America* after posting 15-1 record with a 1.77 ERA in 17 games...Won 3 games in the JUCO World Series and was named tournament MVP in leading San Jacinto to national title...Pitched for Team USA in summer 1990 before beginning pro career...Graduated from Katy High School in Katy, TX just outside of Houston.

YEAR	CLUB	W	L	ERA	G	GS	CG	SHO	SV	IP	H	R	ER	HR	BB	SO
1990	San Bernardino-1	14	9	4.18	26	26	4	0	0	155.0	135	83	72	9	74	143
1991	Jacksonville	5	9	5.21	21	20	1	0	0	115.2	118	74	67	15	49	76
1993	Appleton	2	1	2.28	5	5	0	0	0	27.2	21	9	7	0	15	23
	Riverside	3	2	4.54	8	8	1	1	0	41.2	41	22	21	5	23	42
1994	Jacksonville	3	5	5.53	31	6	0	0	2	81.1	86	59	50	11	31	62
1995	Jackson-2	2	9	3.33	49	0	0	0	18	67.2	50	29	25	2	28	54
	Tucson	0	0	0.00	2	0	0	0	0	3.0	2	0	0	0	1	4
1996	Tucson	6	12	5.24	43	15	0	0	1	111.2	120	77	65	8	47	80
1998	Carolina-3	5	4	5.24	26	3	0	0	0	56.2	56	36	33	8	30	52
	Nashville-4	0	2	8.49	7	1	0	0	0	11.2	19	12	11	2	8	8
	Bowie	1	1	1.96	14	0	0	0	0	18.1	17	9	4	1	6	26
Minor Lg. Totals		41	54	4.63	232	84	6	1	21	690.1	665	410	355	61	312	570
BALTIMORE Totals		-	-	-	-	-	-	-	-	-	-	-	-	-	-	-
American League		-	-	-	-	-	-	-	-	-	-	-	-	-	-	-
National League		-	-	-	-	-	-	-	-	-	-	-	-	-	-	-
ML Totals		-	-	-	-	-	-	-	-	-	-	-	-	-	-	-

1-Selected by Seattle in 8th round of 1989 First Year Player Draft

2-Signed by Houston on January 30, 1995

3-Signed by Pittsburgh as a minor league free agent on January 10, 1998

4-Signed by Baltimore as a free agent on August 10, 1998

### MICHAEL (MIKE) LEE FETTERS

RHP—#37: SPRING TRAINING INVITEE

**Born:** December 19, 1964

**Opening Day Age:** 34

**Height:** 6'4"

**Weight:** 225

**Bats:** R

**Throws:** R


**Birthplace/Residence:** Born in Van Nuys, CA...

Resides in Gilbert, AZ

**Contract Status:** Signed through 1999

**M.L. Service:** 8 years, 111 days

**Acquired:** February 4, 1999; signed by the Orioles as a free agent



### GAME HIGHS & STREAKS

**LONGEST RELIEF OUTING:** 5.1 innings, twice, most recently August 2, 1990 vs. Oakland...**STRIKEOUT HIGH:** 5, twice, most recently July 28, 1996 at California...**WALK HIGH:** 5, September 26, 1991 at Kansas City...**HR ALLOWED:** 2, twice, most recently April 9, 1996 vs. Oakland...**WINNING STREAK:** 3 games, July 5-24, 1992...**LOSING STREAK:** 7 games, May 13, 1997-June 28, 1998

### 1998

- Began the year with the Oakland Athletics where he spent the bulk of the year...He was traded to Anaheim on August 10 in exchange for cash and a player to be named later.
- He combined to go 2-8 with a 4.30 ERA and 5 saves in 60 games...The 60 appearances was one shy of his career-high set in 1996.
- His longest outing of the season came on August 4 vs. the Yankees (3.1IP)...It matched his longest outing of the '97 season and was his longest since tossing 3.2 frames on 8/27/93.
- His strongest month of the season was June when he compiled a 3.14 ERA with 2 saves and 14 strikeouts in 17 games (14.1IP, 5ER).
- Opponents batted .267 (62-232) against him...Right-handers hit .246 (31-126) and left-handers batted .292 (32-106)...Mike limited opponents to a .215 (23-107) average with the bases empty and an .071 (3-42) average with none on and none out.

### PRO CAREER

1997: His season got a late start after he strained his left hamstring in spring training...Was placed on the 15-day disabled list 4/14, retroactive to 4/4...Made two appearances at Tucson, 4/30 and 5/2, on a rehab assignment and was activated from the disabled list on 5/5...Made 51 appearances to move into fifth on the Brewers all-time games pitched list with 289...Ranked third on the Brewers all-time saves list with 79...Was the workhorse for the Brewers in a 14-inning game 7/14 at Kansas City, tossing 3.1 innings of scoreless relief, his longest outing since tossing 3.2 innings of scoreless relief on 8/27/93...Earned



his first save of the season 7/18 vs. New York with 1.2 hitless innings...Converted five straight save opportunities, 7/26-8/4...Struck out a season-high four batters 9/24 vs. Kansas City...Allowed four of his 18 inherited runners to score...Had six saves in his nine opportunities.

1996: Signed to a two-year contract extension through the 1998 season on 7/26...Had a career high 32 saves...Set the Brewers single-season save mark by a right-handed pitcher when he picked up his 32nd save on 9/29 at Detroit...Ranked fifth in the American League in save percentage with a .842 mark (32 saves in 38 opportunities)...Earned saves in six straight appearances, 5/12 to 6/9, including a stretch of saves in four consecutive games, 5/18-21...Did not allow a run from 5/12 to 6/4, a span of 13 games and 12 innings...Picked up saves in five straight appearances, 6/25 to 7/7...After blowing two straight save situations on 7/24 at Seattle and 7/28 at California he was 14 for 15 in save opportunities the rest of season...Earned saves in six straight appearances from 8/16-27.

1995: Posted a then-career high 22 saves in 27 opportunities (81%)...Finished ninth in the AL in Rolaid's Relief Man standings...Save on 7/14 vs. Chicago was his 16th in a row dating back to the '94 season, breaking the club mark of 15 set by Doug Henry in '91...Increased his record to 20 straight saves before blowing his first save of the season on 8/5 in Baltimore...Was successful in just two of his final six save opportunities...Posted a 1.31 ERA from April to July and 6.43 from August to October...Allowed a home run to Gary Gaetti in the first game of a doubleheader vs. Kansas City on 8/21...It was the first home run he allowed since 7/30/93, a span of 89.2 innings...Was on the disabled list from 5/25 to 6/9 with tendinitis in his right elbow.

1994: Registered 17 saves, leading the club and tying for fifth in the AL...Was 17 for 20 in save opportunities (.850) and allowed 7 of 18 (39%) inherited runners to score...Picked up a save in each of his last five opportunities and in 9 of his last 10 chances...Moved into the closer's role in late May...Had a 2.05 ERA over his last 30 appearances...The Brewers were 25-17 in the games he pitched in, including 21-6 when he became the club's closer.

1993: Was limited to two spring appearances while recovering from off-season elbow surgery and struggled most of the year...Had his best success at home (2-1, 2.97 ERA) and at night (3-3, 2.57 ERA)...Worked only three times in September due to a strained right shoulder.

1992: Established career-highs in wins (5) and ERA (1.87) and his 50 appearances and 43 strikeouts were career bests at the time...Topped the club with a .185 opponents batting average against...Recorded his first Brewers win on 5/2, a 5-4 decision against Toronto.

1991: Split the season between AAA Edmonton and California...Made 19 appearances, four starts, with the Angels...Was 0-4 with a 5.74 ERA in his four starts and 2-1 with a 4.34 ERA in 15 relief outings.

1990: Began the year at AAA Edmonton but was promoted to the Angels on 5/19...Made his first major league start that day and had a no-decision in an 11-9 Angels win in Toronto...Defeated the Brewers, 4-3, in 11 innings on 7/7 in Milwaukee for his first major league win...Earned his first major league save on 7/20 against Cleveland.

1989: Spent the season at AAA Edmonton where he topped the Trappers in wins (12), starts (26), complete games (6), innings (168.0) and strikeouts (144)...Led the Pacific Coast League in strikeouts...Named the Angels Minor League "Player of the Month" in August...Recalled by the Angels on 9/1 and made his major league debut the same day in New York...Bob Geren was his first big league strikeout victim.

1988: Began the year at Midland of the Double-A Texas League and averaged nearly eight strikeouts every nine innings...Promoted to Edmonton of the Triple-A Pacific Coast League in August...Combined for a 10-8 mark in 22 starts at both stops.

1987: Continued his strong strikeout pace at Palm Springs of the Class A California League, averaging 8.1 strikeouts every nine innings.

1986: Was one of five 1st round draft choices for the Angels in '86...Assigned to Salem and went 4-2 with a 3.38 ERA in 12 starts...Allowed just four home runs in his 72.0 innings and struck out 72.

#### PERSONAL/MISCELLANEOUS

Married to the former Tanya Galuteria (6/14/86)...Has two sons, Bryant (11) and Micah (8) and two daughters, Tyana (7) and Breanna (4)...Graduated from Iolani High School in Hawaii in 1983...Played baseball and basketball...Attended Pepperdine University...Drafted following his junior season...Is of Samoan decent.

YEAR	CLUB	W	L	ERA	G	GS	CG	SHO	SV	IP	H	R	ER	HR	BB	SO
1986	Salem-1,2	4	2	3.38	12	12	1	0	0	72.0	60	39	27	4	51	72
1987	Palm Springs	9	7	3.57	19	19	2	0	0	116.0	106	62	46	2	73	105
1988	Midland	8	8	5.92	20	20	2	0	0	114.0	116	78	75	10	67	101
	Edmonton	2	0	1.93	2	2	1	0	0	14.0	8	3	0	0	10	11
1989	Edmonton	12	8	3.80	26	26	6	2	0	168.0	160	80	71	11	72	144
	CALIFORNIA	0	0	8.10	1	0	0	0	0	3.1	5	4	3	1	1	4
1990	Edmonton	1	1	0.99	5	5	1	1	0	27.1	22	9	3	0	13	26
	CALIFORNIA	1	1	4.12	26	2	0	0	1	67.2	77	33	31	9	20	35
1991	Edmonton	2	7	4.87	11	11	1	0	0	61.0	65	39	33	5	26	43
	CALIFORNIA-3	2	5	4.84	19	4	0	0	0	44.2	53	29	24	4	28	24
1992	MILWAUKEE	5	1	1.87	50	0	0	0	2	62.2	38	15	13	3	24	43
1993	MILWAUKEE	3	3	3.34	45	0	0	0	0	59.1	59	29	22	4	22	23
1994	MILWAUKEE	1	4	2.54	42	0	0	0	17	46.0	41	16	13	0	27	31
1995	MILWAUKEE	0	3	3.38	40	0	0	0	22	34.2	40	16	13	3	20	33
1996	MILWAUKEE	3	3	3.38	61	0	0	0	32	61.1	65	28	23	4	26	53
1997	Tucson	0	0	10.80	2	0	0	0	0	1.2	1	2	0	0	1	0
	MILWAUKEE-4	1	5	3.45	51	0	0	0	6	70.1	62	30	27	4	33	62
1998	OAKLAND-5	1	6	3.99	48	0	0	0	5	47.1	48	26	21	3	21	34
	ANAHEIM-6	1	2	5.56	12	0	0	0	0	11.1	14	8	7	2	4	9
Minor Lg. Totals		38	33	4.08	97	95	14	3	0	574.0	538	312	260	32	313	502
BALTIMORE Totals		-	-	-	-	-	-	-	-	-	-	-	-	-	-	-
American League		18	33	3.49	395	6	0	0	85	508.2	502	234	197	37	226	351
National League		-	-	-	-	-	-	-	-	-	-	-	-	-	-	-
ML Totals		18	33	3.49	395	6	0	0	85	508.2	502	234	197	37	226	351

1-Selected by Los Angeles in 22nd round of 1983 First Year Player Draft, but did not sign

2-Selected by California as compensation pick (27th overall) of 1986 First Year Player Draft

3-Traded to Milwaukee with P Glen Carter in exchange for P Chuck Crim on December 10, 1991

4-Traded to Oakland Athletics for P Steve Karsay on December 8, 1997

5-Traded to Anaheim for PTBNL and cash considerations on August 10, 1998

6-Signed by Baltimore as a free agent on February 4, 1999

	1998 SEASON										LIFETIME									
	ERA	W-L	SV	G	IP	H	R	ER	HR	ERA	W-L	SV	G	IP	H	R	ER	HR		
Total	4.30	2-8	5	60	58.2	62	28	5	3.49	18-33	85	395	508.2	502	197	37	226	351		
Home	3.34	0-2	3	31	29.2	32	11	1	3.01	11-12	31	198	247.2	223	83	15	114	22		
Away	5.28	2-6	2	29	29.0	30	17	4	3.93	7-21	54	197	261.0	279	114	22				
Ana	0.00	1-0	0	2	2.0	1	0	0	2.70	3-2	4	18	23.1	21	7	1				
Bal	6.23	0-2	0	5	4.1	7	3	2	3.34	0-3	5	32	37.2	35	14	3				
Bos	4.50	0-0	0	2	2.0	2	1	0	2.17	2-1	7	30	37.1	32	9	2				
Cws	3.18	0-1	1	4	5.2	5	2	0	2.23	2-4	7	30	40.1	43	10	1				
Cle	4.15	0-0	0	4	4.1	2	2	0	1.09	1-0	9	26	33.0	20	4	0				
Det	9.00	1-0	0	2	1.0	1	1	0	3.47	2-3	7	29	36.1	40	14	2				
KC	2.70	0-0	0	2	3.1	3	1	0	2.04	1-2	4	27	35.1	26	8	2				
Min	6.75	0-0	0	2	1.1	1	1	0	4.23	0-2	10	33	33.1	42	16	1				
NY	3.52	0-2	0	5	7.2	3	3	0	4.32	0-4	6	24	38.1	32	18	3				
Oak	-	-	-	-	-	-	-	-	5.03	1-2	3	24	35.2	46	20	6				
Sea	0.00	0-0	1	5	3.2	5	0	0	4.09	1-3	6	31	33.0	32	15	2				
Tam	19.29	0-0	0	3	2.1	6	5	2	19.29	0-0	0	3	2.1	6	5	2				
Tex	0.00	0-1	0	6	5.0	6	0	0	3.77	1-3	5	32	45.1	45	19	5				
Tor	4.32	0-1	2	9	8.1	7	4	1	3.41	3-2	11	37	52.2	46	20	6				
PREASG	3.78	1-2	4	33	33.1	35	14	4	3.15	11-14	40	206	245.2	226	86	15				
POSTASG	4.97	1-6	1	27	25.1	27	14	1	3.80	7-19	45	189	263.0	276	111	22				
Mar/Apr	6.75	0-0	0	4	4.0	4	3	0	3.60	1-1	2	32	30.0	31	12	2				
May	4.05	0-1	2	11	13.1	9	6	1	2.99	2-6	13	63	78.1	61	26	3				
June	3.14	0-1	2	17	14.1	21	5	0	3.11	4-6	18	83	101.1	100	35	6				
July	5.59	1-3	0	11	9.2	11	6	2	3.45	6-8	27	87	117.1	111	45	9				
August	4.38	1-3	1	12	12.1	12	6	1	3.51	3-7	17	73	97.1	110	38	7				
Sept/Oct	3.60	0-0	0	5	5.0	5	2	1	4.38	2-5	8	57	84.1	89	41	10				
All	-	-	-	-	-	-	-	-	-	-	-	-	-	-	-	-	-	-	-	-
Fla	-	-	-	-	-	-	-	-	-	-	-	-	-	-	-	-	-	-	-	-
Mon	-	-	-	-	-	-	-	-	-	-	-	-	-	-	-	-	-	-	-	-
NY	-	-	-	-	-	-	-	-	-	-	-	-	-	-	-	-	-	-	-	-
Phi	-	-	-	-	-	-	-	-	-	-	-	-	-	-	-	-	-	-	-	-

#### BATTING RECORD

YEAR	AVG	AB	R	H	2B	3B	HR	RBI	BB	SO	SB	CS
1997 Totals	-	-	-	-	-	-	-	-	-	-	-	-
1998 Totals	-	-	-	-	-	-	-	-	-	-	-	-
Career Totals	-	-	-	-	-	-	-	-	-	-	-	-
Post Season Totals	-	-	-	-	-	-	-	-	-	-	-	-

#### FIELDING

P	PCT	G	PO	A	E	DP
1989	1.000	1	0	1	0	0
1990	.952	26	9	11	1	0
1991	.857	19	2	4	1	0
1992	1.000	50	3	11	0	1
1993	.923	45	5	7	1	4
1994	.889	42	3	5	1	1
1995	.750	40	2	1	1	0
1996	1.000	61	7	5	0	0
1997	.933	51	2	12	1	0
1998	.895	60	2	15	2	1
Career	.930	395	35	72	8	7



# LIFETIME BY BALLPARK

## MIKE FETTERS

	ERA	W	L	S	G	IP	H	ER	HR
Edison International Field	3.62	3	3	5	33	59.2	67	24	7
Oriole Park at Camden Yards	3.78	0	3	3	16	16.2	20	7	2
Memorial Stadium	5.40	0	0	0	1	1.2	2	1	1
Fenway Park	1.93	1	0	6	13	14.0	12	3	1
Comiskey Park	2.89	0	2	2	9	9.1	9	3	0
Jacobs Field	1.59	0	0	6	11	11.1	7	2	0
Tiger Stadium	4.41	1	2	5	14	16.1	21	8	3
Ewing M. Kauffman Stadium	2.42	1	2	3	16	22.1	15	6	1
Hubert H. Humphrey Metrodome	4.26	0	2	8	18	19.0	26	9	0
Yankee Stadium	5.85	0	3	2	10	20.0	22	13	3
Oakland-Alameda County Coliseum	4.97	0	3	6	39	41.2	55	23	4
The Kingdom	3.57	1	1	2	12	17.2	18	7	0
Tropicana Field	20.26	0	0	0	2	1.1	3	3	1
The Ballpark in Arlington	1.13	0	0	3	7	8.0	4	1	0
Skydome	3.94	0	2	7	20	29.2	31	13	3

# CHRISTOPHER (CHRIS) WREN FUSSELL

RHP—#52

Born: May 19, 1976

1999 Opening Day Age: 22

Height: 6'2"

Weight: 201

Bats: R

Throws: R

Birthplace/Residence: Born and still resides in Oregon, OH

Contract Status: Signed through 1999

M.L. Service: 17 days

Acquired: Orioles 9th round selection in the 1994 First Year Player Draft



## 1998

• Chris started his 5<sup>th</sup> professional season at AA Bowie and concluded the year in the major leagues...At Bowie he went 3-7 with a 4.26 ERA but was elevated to AAA Rochester in late July where he excelled.

• With the Red Wings, Chris limited opposing batters to a .236 batting average and went 5-2 in 10 starts.

• Was recalled by the Orioles on September 11...On September 15 he made his major league debut when he started against Texas in Baltimore...It was a last minute start as Ponson was unable to pitch due to a blister on his pitching hand...Fussell left the game in the 6<sup>th</sup> inning with a 5-1 lead, however, the bullpen allowed both of Fussell's baserunners to score and he was charged with 3ER in 5.0IP and didn't receive a decision in the O's 6-5 loss.

• On September 20 vs. New York he pitched 3.0 innings of relief and on September 25 at Boston he made his 2<sup>nd</sup> start and suffered the loss, allowing 4ER in 1.2IP.

• Following the season he pitched in the Arizona Fall League for the Grand Canyon Rafters.

## PRO CAREER

1997: Spent most of the year at AA Bowie...Entering the season he was ranked as the Orioles 4th Best Prospect by *Baseball America*...Through his first three starts he was 1-0 with a 2.40 ERA...From that point he set a Baysox record with eight straight losses...Bowie went 8-1 in his starts where he did not receive the decision...On 7/17 he was sent to Class A Frederick where he stayed for the rest of the regular season...Returned to Bowie for the Eastern League playoffs.

1996: Spent the season at Class A Frederick of the Carolina League...Was selected as the Orioles 4th best prospect by *Baseball America*...Was the Orioles organizational "Pitcher of the Month" in April when he went 2-0 with a 1.29 ERA (28IP, 15H, 10BB, 34K)...After his first seven outings (6 starts) he had a 0.90 ERA (50IP, 29H, 5ER)...Over his last seven starts he allowed 23ER and 42H in 36.1IP (5.70 ERA)...Was the starting pitcher in the Carolina/California Leagues All-Star Game...Didn't pitch after 6/28 and on 7/13 he went on the disabled list for the remainder of the season with a sore right shoulder...Following the season he pitched for Maui of the Hawaiian Winter League and went 2-2 with a 3.57 ERA in nine starts, including 43 strikeouts in 40.1 innings.

1995: Pitched at Bluefield and was named to the Appalachian League post-season All-Star Team...Was awarded Howe SportsData's "Star of Stars" award for statistical excellence...Honored as the league's top prospect in a poll

of managers and was named to *Baseball America's* short season leagues All-Star squad...Led the Appalachian League in wins (9) and strikeouts (98) and was 2nd in ERA (2.19)...Held opponents to a .165 average, best among league starters...Strikeout ratio was also tops in the loop at 13.43 per 9IP...Pitched a 1-hit shutout, striking out 14 batters in 7.0 innings on 8/7 at Huntington...Earned "Player of the Week" honors for that effort...Did not allow an earned run over three starts in August and won his last seven starts.

1994: Fanned 65 batters in 56.1 innings in his first professional season...Earned first pro victory with a 7-inning, 9-strikeout, 4-hit effort vs. the Gulf Coast League Pirates...Recorded nine strikeouts three times.

## PERSONAL/MISCELLANEOUS

Single...Originally signed by Earl Winn...Played Little League, Babe Ruth and American Legion Baseball in Oregon (OH) as a youngster...His Little League team went to the Little League World Series in 1988...Graduated from Clay (OH) HS in 1994 where he lettered in baseball for three seasons...Selected All-League, All-District, All-Ohio and All-America while at Clay...Grew up a Detroit Tigers fan and lists Alan Trammell as his favorite player.

YEAR	CLUB	W	L	ERA	G	GS	CG	SHO	SV	IP	H	R	ER	HR	BB	SO
1994	Gulf Coast-1	2	3	4.15	14	8	0	0	0	56.1	53	30	26	2	24	65
1995	Bluefield	9	1	2.19	12	12	1	1	0	65.2	37	18	16	4	32	98
1996	Frederick	5	2	2.81	15	14	1	1	0	86.1	71	36	27	8	44	94
1997	Bowie	1	8	7.11	19	18	0	0	0	82.1	102	71	65	12	58	71
	Frederick	3	3	3.96	9	9	1	1	0	50.0	42	23	22	5	31	54
1998	Bowie	3	7	4.26	18	18	0	0	0	93.0	87	54	44	13	52	84
	Rochester	5	2	3.99	10	10	0	0	0	58.2	50	30	26	4	28	51
	BALTIMORE	0	1	8.38	3	2	0	0	0	9.2	11	9	9	1	9	8
Minor Lg. Totals		28	26	4.13	97	89	3	3	0	492.1	442	262	226	48	269	517
BALTIMORE Totals		0	1	8.38	3	2	0	0	0	9.2	11	9	9	1	9	8
American League		0	1	8.38	3	2	0	0	0	9.2	11	9	9	1	9	8
National League		-	-	-	-	-	-	-	-	-	-	-	-	-	-	-
ML Totals		0	1	8.38	3	2	0	0	0	9.2	11	9	9	1	9	8

1-Selected by the Orioles as 9th round pick in June 1994 First Year Player Draft

	1998 SEASON										LIFETIME									
	ERA	W-L	Sho	G	IP	H	ER	HR	ERA	W-L	Sho	G	IP	H	ER	HR	BB	SO	SB	CS
Total	8.38	0-1	0	3	9.2	11	9	1	8.38	0-1	0	3	9.2	11	9	1	-	-	-	-
Home	5.63	0-0	0	2	8.0	8	5	0	5.63	0-0	0	2	8.0	8	5	0	-	-	-	-
Away	21.61	0-1	0	1	1.2	3	4	1	21.61	0-1	0	1	1.2	3	4	1	-	-	-	-
Ana	-	-	-	-	-	-	-	-	-	-	-	-	-	-	-	-	-	-	-	-
Bal	-	-	-	-	-	-	-	-	-	-	-	-	-	-	-	-	-	-	-	-
Bos	21.61	0-1	0	1	1.2	3	4	1	21.61	0-1	0	1	1.2	3	4	1	-	-	-	-
Cws	-	-	-	-	-	-	-	-	-	-	-	-	-	-	-	-	-	-	-	-
Cle	-	-	-	-	-	-	-	-	-	-	-	-	-	-	-	-	-	-	-	-
Det	-	-	-	-	-	-	-	-	-	-	-	-	-	-	-	-	-	-	-	-
KC	-	-	-	-	-	-	-	-	-	-	-	-	-	-	-	-	-	-	-	-
Min	-	-	-	-	-	-	-	-	-	-	-	-	-	-	-	-	-	-	-	-
NY	6.00	0-0	0	1	3.0	4	2	0	6.00	0-0	0	1	3.0	4	2	0	-	-	-	-
Oak	-	-	-	-	-	-	-	-	-	-	-	-	-	-	-	-	-	-	-	-
Sea	-	-	-	-	-	-	-	-	-	-	-	-	-	-	-	-	-	-	-	-
Tam	-	-	-	-	-	-	-	-	-	-	-	-	-	-	-	-	-	-	-	-
Tex	5.40	0-0	0	1	5.0	4	3	0	5.40	0-0	0	1	5.0	4	3	0	-	-	-	-
Tor	-	-	-	-	-	-	-	-	-	-	-	-	-	-	-	-	-	-	-	-
PREASG	-	-	-	-	-	-	-	-	-	-	-	-	-	-	-	-	-	-	-	-
POSTASG	8.38	0-1	0	3	9.2	11	9	1	8.38	0-1	0	3	9.2	11	9	1	-	-	-	-
Mar/Apr	-	-	-	-	-	-	-	-	-	-	-	-	-	-	-	-	-	-	-	-
May	-	-	-	-	-	-	-	-	-	-	-	-	-	-	-	-	-	-	-	-
June	-	-	-	-	-	-	-	-	-	-	-	-	-	-	-	-	-	-	-	-
July	-	-	-	-	-	-	-	-	-	-	-	-	-	-	-	-	-	-	-	-
August	-	-	-	-	-	-	-	-	-	-	-	-	-	-	-	-	-	-	-	-
Sept/Oct	8.38	0-1	0	3	9.2	11	9	1	8.38	0-1	0	3	9.2	11	9	1	-	-	-	-
All	-	-	-	-	-	-	-	-	-	-	-	-	-	-	-	-	-	-	-	-
Fla	-	-	-	-	-	-	-	-	-	-	-	-	-	-	-	-	-	-	-	-
Mon	-	-	-	-	-	-	-	-	-	-	-	-	-	-	-	-	-	-	-	-
NY	-	-	-	-	-	-	-	-	-	-	-	-	-	-	-	-	-	-	-	-
Phi	-	-	-	-	-	-	-	-	-	-	-	-	-	-	-	-	-	-	-	-

BATTING RECORD	AVG	AB	R	H	2B	3B	HR	RBI	BB	SO	SB	CS
1998 Totals	-	-	-	-	-	-	-	-	-	-	-	-
Career Totals	-	-	-	-	-	-	-	-	-	-	-	-
Post Season Totals	-	-	-	-	-	-	-	-	-	-	-	-

FIELDING	P	CT	G	PO	A	E	DP
1998	1.000	3	1	2	0	1	-
Career	1.000	3	1	2	0	1	-

## LIFETIME BY BALLPARK

### CHRIS FUSSELL

	ERA	W	L	S	G	IP	H	ER	HR
Oriole Park at Camden Yards	5.63	0	0	0	2	8.0	8	5	0
Fenway Park	21.61	0	1	0	1	1.2	3	4	1



## JESUS (JESSE) JESSE GARCIA, JR.

### INFILDER—#74: SPRING TRAINING INVITEE

**Born:** September 24, 1973

**Opening Day Age:** 25

**Height:** 5'10"

**Weight:** 171

**Bats:** R


**Throws:** R

**Birthplace/Residence:** Born in Corpus Christi, TX...Resides in Robstown, TX

**Contract Status:** Signed through 1999

**M.L. Service:** None

**Acquired:** Orioles 26<sup>th</sup> round selection in the 1993 First Year Player Draft



### 1998

- Spent time at both AAA Rochester and AA Bowie...With the two clubs he hit a combined .287 with 19 2B, 5 3B, 2 HR, 38 RBI and 20 SB.
- During the season he batted .400 (24-60) as a leadoff hitter and .317 (60-189) versus right-handed pitchers.
- While with Rochester he compiled 13 multi-hit games, including a 4-for-4 effort on September 4 at Buffalo...With the Red Wings he was involved in turning 44 double plays in 44 games.
- Through the first 30 games of the season Jesse was batting .382 (33-86) and was leading the Eastern League in hitting at that time...Over the next 16 games he was 7-for-53 (.132), dropping his average to .288.
- He was promoted to Rochester on July 17...That night he made his Triple-A debut and went 1-for-3 with a triple and 2 RBI.
- Honored as Eastern League's Best Defensive Second Baseman for the second year in a row by *Baseball America*.

### PRO CAREER

1997: Led Eastern League 2Bs in fielding pct. (.985) and was named league's Best Defensive 2B in *Baseball America's* mid-season survey of EL managers...Led EL in games played, missing only 1 game...Led all minor leaguers and set Bowie franchise record with 24 sac bunts...Hit safely in 8 of first 9 games...Average peaked at .248 on 8/8...With Perth in Australian Baseball League following the season, he batted .271 (32-118) in 40 games.

1996: Named in *Baseball America's* "Tools of the Trade" as Best Defensive 2B in the California League...Led league 2Bs in fielding (.968), total chances (694), putouts (263), assists (409), double plays (81) and errors (22, tied)...Tied for league lead with 137 games played...His 20 sacrifice bunts led all Class A players and was 2nd among all minor leaguers...Led High Desert with 25 steals...Batted .327 (35-107) in July with 4 HR and 20 RBI in 29 games...Had a 14-game hitting streak, 7/23 to 8/7, batting .393 (22-56)...Hit league's 1st grand slam of season 4/4 vs. Lake Elsinore.

1995: Had a 9-game hitting streak (.429, 12-28), 8/11-17...Led Carolina League second basemen with 28 errors.

1994: Was placed on the disabled list 6/19 and missed the season with pneumonia.

1993: Made 23 starts at 2B, 17 at SS and one at 3B for Gulf Coast...Finished 2nd on the club with 16 RBI.

### PERSONAL/MISCELLANEOUS

Single...Two Children (Twins): Jalyn and Jesus III (3/12/96)...Originally signed by Orioles scout Ray Crone...Played Little League and American Legion baseball...92 graduate of Robstown (TX) HS, where he played 4 years of baseball, basketball and football and ran track for 3 years...Was selected to All-State team in baseball and was named MVP for South Texas...Also boxed competitively for 10 years...Won several Golden Gloves titles, posting a 53-2 record in the ring...Attended Lee (TX) JC for one year and was named All-Conference and All-Region...Led national junior college players with 42 steals (in 43 tries) in 1993.

YEAR CLUB	AVG	G	AB	R	H	2B	3B	HR	RBI	BB	SO	SB	CS
1993 Gulf Coast-1	.237	48	156	20	37	4	0	0	16	21	32	14	6
1994 Bluefield													
1995 Frederick	.225	124	365	52	82	11	3	3	27	49	75	5	10
1996 High Desert	.266	137	459	94	122	21	5	10	66	57	81	25	7
1997 Bowie	.236	141	437	52	103	18	1	5	42	38	71	7	7
1998 Rochester	.294	44	160	20	47	6	4	0	18	7	22	7	5
1998 Bowie	.283	86	258	46	73	13	1	2	20	34	37	12	3
Minor Lg. Totals	.253	580	1835	284	464	73	14	20	189	206	318	70	38
BALTIMORE Totals	-	-	-	-	-	-	-	-	-	-	-	-	-
American League	-	-	-	-	-	-	-	-	-	-	-	-	-
National League	-	-	-	-	-	-	-	-	-	-	-	-	-
ML Totals	-	-	-	-	-	-	-	-	-	-	-	-	-

1-Selected by the Orioles as 26th round selection in 1993 First Year Player Draft

## JUAN ANDRES GUZMAN

RHP—#57

**Born:** October 28, 1966

**1999 Opening Day Age:** 32

**Height:** 5'11"

**Weight:** 195

**Bats:** R


**Throws:** R

**Birthplace/Residence:** Born in Santo Domingo, DR...Resides in Miami, FL

**Contract Status:** Signed through 1999

**M.L. Service:** 7 years, 124 days

**Acquired:** July 31, 1998; from the Toronto Blue Jays in exchange for RHP Nerio Rodriguez and minor league OF Shannon Carter



1999 Orioles

### GAME HIGHS & STREAKS

**LOW HITTER:** 5, three times, most recently July 16, 1996 at Baltimore...**STRIKEOUT HIGH:** 11, four times, most recently May 10, 1998 at Seattle...**WALK HIGH:** 7, three times, most recently September 18, 1998 vs. New York Yankees...**HR ALLOWED:** 4, twice, most recently July 15, 1997 at Baltimore...**WINNING STREAK:** 10 games, June 22-October 1, 1991...**LOSING STREAK:** 9 games, July 19-September 19, 1995

### 1998

- Spent most of the year with the Toronto Blue Jays before being acquired by the Orioles on July 31, the last day before the trade deadline, in exchange for pitcher Nerio Rodriguez and minor league outfielder Shannon Carter.
- His 33 starts matched his career-high set in '93 and his 211.0 innings marked the second time in his career that he has surpassed the 200 innings mark, topped only by his 221.0 innings in '93.
- Juan was among the league leaders in the following categories: BA Against (6<sup>th</sup>, .240), BA Against by RH Hitters (6<sup>th</sup>, .220), Fewest Hits/IP (7<sup>th</sup>, 0.91), Ks per 9IP (9<sup>th</sup>, 7.17), Most Pitches Per Start (9<sup>th</sup>, 108.24), Pickoff Throws (8<sup>th</sup>, 174), Pitches Thrown (6<sup>th</sup>, 3572), % of Fly Balls (6<sup>th</sup>, 50.5%), Stolen Bases Allowed (1<sup>st</sup>, 31).
- Guzman received the 3<sup>rd</sup> worst run support in the league (99 runs in 211 IP)...The Orioles scored 2 or fewer runs in 4 of his 11 starts and, while with the Blue Jays, Toronto scored 2 or fewer runs 9 times in 22 starts.
- Against the Orioles this season he was 0-2 with a 6.60 ERA...Against the rest of the teams he faced he was 10-14 with a 4.18 ERA.
- He won his first two starts as an Oriole, August 5 vs. Detroit and August 10 at Tampa Bay...With the Birds he averaged 6.0 innings per start and turned in five "Quality Starts" (6 or more IP, 3 or fewer ER).
- On May 10, while pitching for the Jays at Seattle, Guzman matched his career-high with 11 strikeouts...It marked the fourth time that he has accomplished the feat...His 9 strikeouts at Seattle on September 4 was his high as an Oriole.

### PRO CAREER

1997: Made just 13 starts after third straight injury filled season...Started 2-0 allowing 5H in his first 14.0IP (1ER)...Then lost 6 of his next 7 decisions to finish the season at 3-6...After allowing an ER in the 1st inning of his 1st start on 4/4, pitched 14.0 consecutive scoreless innings until 4/15 vs KC, 2nd inning...On 4/20, allowed 9ER on 10H and a career high four HR at Texas in a 10-5 loss...Season ERA excluding that start drops from 4.95 to 3.88...Threw 7.0



shutout innings on 5/8 at Cleveland after leaving prior start on 5/3 vs Minnesota, with muscular soreness in back of his right shoulder...Had shortest career start on 5/13 at Detroit facing just two batters (1H, 2ER, 1BB)—left with right arm fatigue and tightness...Was his 2nd career start without recording an out, faced three batters on 8/9/95 at Milwaukee...Started and lost vs New York on 5/28 (7.0IP, 3H, 4ER) but was placed on the DL with a fractured right thumb after fielding a ground ball off the bat of Bernie Williams...Activated on June 27...Was limited to just 3.0 innings in first start after DL but recorded career strikeout 900 on 6/29 at Baltimore-Geronimo Berroa...Threw 5.0 shutout inning in next start on 7/4 vs New York allowing just on hit, but was removed due to pitch count...Returned to the DL on 7/16 for the remainder of the season with a right shoulder strain...Had a large bone spur (calcification) removed from his right shoulder by Dr. Tony Miniaci on 9/11, also repaired a slight tear in the labrum.

1996: Was 11-8 and led the American League with a 2.93 ERA...Only AL pitcher among league leaders with a sub 3.00 ERA...Led league from 8/18 on (also led for 51 days until 8/10)...Led the AL in batting average against (.228), on base average allowed (.289), hits per IP (0.84), strikeout to walk ratio (3.11), base runners per 9.0IP (7.9), and was T7th in walks per 9.0IP (2.54)...Was 3rd in lowest slugging percentage allowed (.363), 4th in K's per 9IP (7.9)...Road ERA of 2.24 led the AL, 10th at home with a 3.71 ERA...Held lefties to a .224 average (2nd in AL) and held righties to a .233 average (3rd in AL)...Team scored an average of 4.15 runs in his starts...Run support was 4.32, 4th lowest in the AL...In April was named the AL "Pitcher of the Month," 3-1, 1.88 ERA in 5 starts with 2CG (43.0IP, 29H, 9ER, 5HR, 8BB, 39K)...April ERA of 1.88 was best in the majors...In the 5 April starts, pitched 9.0 innings three times and 8.0 innings in the other two...Tossed back-to-back CG on April 10 vs California and 4/15 vs Detroit when he struck out 11...Lost 4 straight decisions from 5/7-6/13...On the disabled list from 5/23-6/7 with a strained right pectoral muscle...On 7/16, tossed a 5-hit shutout at Baltimore in a 6-0 win (2nd career SHO)...On 8/21, set a career high with his 4th CG of the season, defeating Kansas City 6-2 (9.0IP, 6H, 2R/1ER)...Reached 1000.0IP career on 8/26 in Minnesota, 5th pitcher with 100.0IP as a Blue Jay...Missed start on 9/6 in New York and the remainder of the season after being hospitalized and undergoing an emergency appendectomy...Posted two 11 strikeout games to match his career high...In four of eight losses, allowed two or fewer ER...Pitched in the Dominican Winter League with Licey.

1995: Tied for 4th in AL with 14 losses...Was on the 15-day DL from 5/21-6/4 with muscle imbalance in his right shoulder...On 6/29, threw a 9.0IP CG vs Baltimore; his first since 4/29/93...Registered 10 strikeout game on 7/30 vs Oakland in an 11-3 Toronto loss...Placed on 15-day DL for 2nd time on 8/10 with soreness in right armpit...On medical rehab assignment on 8/25 at AAA Syracuse and was activated on 8/29...ERA was a season high 9.78 on 5/15...Season low was 6.32 following last appearance of the year...Lost 9 straight decisions from 7/19-9/19, 2nd longest in club history and tied for the most by a RHP (Jeff Byrd, '77).

1994: Made first career Opening Day start as he defeated the White Sox on April 4 at SkyDome...Registered 500th career strikeout 4/19 vs Rangers (David Hulse)...Opponents hit .164 with 2 strikes...Run support of 7.3 led the club and was 3rd in AL...His 11 losses equalled his career total entering 1994...Tied for the league lead in games started with 25...Was 4th in the AL in runs allowed (102), tied for 3rd in ER allowed (93), 7th in BB (76), 10th in strikeouts (124), T1st in wild pitches (13), 6th in strikeouts per 9IP (7.57), 4th in stolen bases allowed (23), and T7th in wins (12)...39.8% of his ER came via HR's (37ER on HR).

1993: Earned 1st professional shutout 4/29 in Toronto against Kansas City...Came in ML career start #56, start # 148 of his professional career...Fanned career high 11 batters in Toronto on 6/5 vs Oakland...Ended the year on a season high 7 game winning streak covering his final 10 starts...Set AL record for most wild pitches—26 surpassing teammate Jack Morris with 24 in '87 with Detroit...Finished 1st in AL in winning percentage (.824), and 2nd in strikeouts (194)...Run support was 6.2—the most by any Blue Jays starter...Allowed 25 stolen bases to lead club (5th in AL)...Conversely, 17 runners were thrown out on attempted steals (tied with Alvarez for AL lead)...Won both starts (GM #1, #5) vs the White Sox in the ALCS fanning 9 in 13.0IP...Lost his first ever post season game in Game #5 of World Series vs Philly as Toronto was shutout 2-0 by Schilling...Struck out 12 in 12.0IP.

1992: Won his 1st 6 decisions...ERA over 6-game streak was 1.88...Blue Jays "Pitcher of the Month" for April, May and June going a combined 10-1 with a 2.13 ERA (105.2IP, 25ER, 3HR, 39BB, 96K) and in doing so became just the

2nd pitcher to garner the award in 3 consecutive months (Stieb '84 & '89)...Won 5 consecutive decisions from 6/9-7/6 without allowing more than 6H in any start...At the All-Star break, led the AL in ERA with 2.11, opponents batting average (.187), and K's (122)...Appeared in his first All-Star Game at San Diego...Placed on 15-day DL on 8/5...Had MRI exam on right shoulder on 8/11 at Mt. Sinai Hospital—results were negative...In the AL was 4th in ERA (2.64), 3rd in winning percentage (.762), 2nd in opponents batting average (.207), 9th in strikeouts (165), T10th in wins (16)...Allowed just 6HR in 180.2IP—once every 30.0IP—the best among AL starters...Was 2nd in the AL in K/9.0IP with an 8.2 ratio...Allowed just 10.36 baserunners per 9.0IP (5th in AL)...Won both starts vs the Athletics in the ALCS, striking out 11 in 13.0IP...Made just 1 start vs the Braves in the World Series—no decision in Game #3 at SkyDome in a 3-2 Toronto victory...Allowed 1ER in 8.0IP and registered 7 strikeouts.

1991: Named AL Rookie Pitcher of the Year by *The Sporting News*...Called up from AAA Syracuse of the International League on 6/4...His 67 strikeouts led the International League...Made his Major League debut on 6/7 vs Baltimore (4.2IP, 6H, 4ER)...Tossed his 1st Major League complete game vs Baltimore on 8/27 (9.0IP, 5H, 1ER)...Strikeout high was 10 (twice) vs Oakland on 9/13 and vs Minnesota on 9/27...Set a Blue Jay's team record with 10 consecutive wins by a starter from 6/22-10/1 breaking Dave Stieb's record (9)...During that time had an ERA of 2.62 (127.0IP, 37ER)...Received most run support of any Blue Jays starter (5.97 runs per game)...Was the only pitcher to beat the Twins as Toronto lost 4 games to 1...Won Game #2 in Minneapolis by a 5-2 margin allowing just 4H and 2ER over 5.2IP.

1990: Spent the entire season at Knoxville...3rd in Southern League in strikeouts (138), led Knoxville staff in wins (11) and was 2nd in IP (157.0)...Began the season in the bullpen, but moved to the starting rotation on 5/22...Was 7-1 with a 1.69 ERA in 10 games for Licey (Dominican Republic) in winter ball.

1989: Posted a 1.45 ERA through his first 11 appearances at AAA Syracuse of the International League...Made 8 starts at AA Knoxville where he had 60BB and 50K.

1988: Spent the season with AA Knoxville of the Southern League...Had the 2nd highest K's per 9.0IP ratio in the league (9.90)...Was used primarily in relief with only 2GG in 46 appearances—both against Orlando...ERA was below 2.50 in 4 of 5 months of the season including 1.86 in April and 1.99 in August...Allowed only 1HR and 52H in 84.0IP.

1987: Spent the entire season with A Bakersfield of the Carolina League...Finished at 5-6 for his first losing record as a professional...Strikeouts rose (113) for the 3rd consecutive season.

1986: Led Vero Beach staff in wins (10) and strikeouts (96)...Tossed a three-hitter, a losing effort vs West Palm Beach on 8/13.

1985: Converted 4 saves in 18 relief appearances...Struck out 43 in 42.0 innings in his first pro season.

#### PERSONAL/MISCELLANEOUS

Single...Three children: Juan, Jr., Joanny and Kristy...Attended Liceo Las Americas High School in the Dominican Republic...Signed by Dodgers' scout, Ralph Avila on March 16, 1985...Hobbies include music and reading.

#### PITCHERS THAT HAVE HAD SINGLE SEASON STREAKS: 20 OR MORE CONSECUTIVE UNBEATEN STARTS (SINCE 1951)

Pitcher	Consecutive Unbeaten Starts	Year
Dave McNally, Balt.	26	1969
Roger Clemens, Tor.	22	1998
Juan Guzman, Tor.	20	1991
Jack Sanford, SF	20	1962



YEAR CLUB	W	L	ERA	G	GS	CG	SHOSV	IP	H	R	ER	HR	BB	SO
1985 Brad Dodgers-1	5	1	3.86	21	3	0	0	42.0	39	26	18	2	25	43
1986 Vero Beach	10	9	3.49	26	24	3	0	131.1	114	69	51	3	90	96
1987 Bakersfield-2	5	6	4.75	22	21	0	0	110.0	106	71	58	4	84	113
1988 Knoxville	4	5	2.36	46	2	0	0	84.0	52	29	22	1	61	90
1989 Syracuse	1	1	3.98	14	0	0	0	20.1	13	9	9	0	30	28
1990 Knoxville	11	9	4.24	37	21	2	0	157.0	145	84	74	10	80	138
1991 Syracuse	4	5	4.03	12	11	0	0	67.0	46	39	30	4	42	67
1991 TORONTO	10	3	2.99	23	23	1	0	138.2	98	53	46	6	66	123
1992 Syracuse	0	0	6.00	1	1	0	0	3.2	6	2	2	0	1	3
1992 TORONTO	16	5	2.64	28	28	1	0	180.2	135	56	53	6	72	165
1993 TORONTO	14	3	3.99	33	33	2	1	221.0	211	107	98	17	110	194
1994 TORONTO	12	11	5.68	25	25	2	0	147.1	165	102	93	20	76	124
1995 Syracuse	0	0	0.00	1	1	0	0	5.0	1	0	0	0	3	5
1995 TORONTO	4	14	6.32	24	24	3	0	135.1	151	101	95	13	73	94
1996 TORONTO	11	8	2.93	27	27	4	1	187.2	158	68	61	20	53	165
1997 Dunedin	0	0	0.00	2	2	0	0	4.0	3	0	0	0	1	3
1997 TORONTO	3	6	4.95	13	13	0	0	60.0	48	42	33	14	31	52
1998 TORONTO	6	12	4.41	22	22	2	0	145.0	133	83	71	19	65	113
1998 BALTIMORE-34	4	4	4.23	11	11	0	0	66.0	60	34	31	4	33	55
Minor Lg. Totals	40	36	3.81	182	86	5	0	1162.1	525	329	264	24	417	586
BALTIMORE Totals	4	4	4.23	11	11	0	0	66.0	60	34	31	4	33	55
American League	80	66	4.08	206	206	15	2	1281.2	1159	646	581	119	579	1085
National League	-	-	-	-	-	-	-	-	-	-	-	-	-	-
ML Totals	80	66	4.08	206	206	15	2	1281.2	1159	646	581	119	579	1085

1-Signed as a non-drafted free-agent on March 16, 1985.  
 2-Traded by Los Angeles Dodgers to the Toronto Blue Jays for INF Mike Sharperson on September 22, 1987.  
 3-Acquired from Toronto in exchange for RHP Nerio Rodriguez and minor league OF Shannon Carter on July 31, 1998.

LCS	W	L	ERA	G	GS	CG	SHOSV	IP	H	R	ER	HR	BB	SO
1991 Tor vs Minn	1	0	3.18	1	1	0	0	5.2	4	2	2	0	4	11
1992 Tor vs Oak	2	0	2.08	2	2	0	0	13.0	13	3	0	0	5	2
1993 Tor vs CWS	2	0	2.08	2	2	0	0	13.0	8	4	3	1	9	9
Total	5	0	2.27	5	5	0	0	31.2	25	9	8	1	18	22

WORLD SERIES	W	L	ERA	G	GS	CG	SHOSV	IP	H	R	ER	HR	BB	SO
1992 Tor vs Atl	0	0	1.13	1	1	0	0	8.0	8	2	1	0	1	7
1993 Tor vs Phi	0	1	3.75	2	2	0	0	12.0	10	6	5	0	8	12
Total	0	1	2.70	3	3	0	0	20.0	18	8	6	0	9	19

ALL-STAR	W	L	ERA	G	GS	CG	SHOSV	IP	H	R	ER	HR	BB	SO
1992 AL at SD	0	0	0.00	1	0	0	0	1.0	2	0	0	0	1	2
Total	0	0	0.00	1	0	0	0	1.0	2	0	0	0	1	2

	ERA	W-L	Sho	G	IP	H	ER	HR	ERA	W-L	Sho	G	IP	H	ER	HR
Total	4.35	10-16	0	33	211.0	193	102	23	4.08	80-66	2	206	1281.2	1159	581	119
Home	3.72	4-8	0	17	111.1	100	46	10	3.97	37-29	2	102	646.2	609	285	56
Away	5.06	6-8	0	16	99.2	93	56	13	4.20	43-37	0	104	635.0	550	296	63
Ana	9.00	0-0	0	1	5.0	7	5	2	5.55	4-6	0	12	73.0	79	45	12
Bal	6.60	0-2	0	2	15.0	17	11	3	4.21	5-7	1	14	87.2	80	41	11
Bos	2.70	2-0	0	3	20.0	18	6	1	3.79	4-2	0	15	92.2	88	39	8
Cws	9.56	0-2	0	3	16.0	20	17	3	4.33	4-6	0	15	95.2	96	46	9
Cle	8.44	0-0	0	1	5.1	4	5	0	3.51	8-4	0	16	100.0	89	39	7
Det	1.29	1-0	0	1	7.0	5	1	0	2.94	8-4	0	15	95.0	67	31	7
KC	5.09	1-2	0	3	17.2	17	10	1	3.43	6-5	1	15	99.2	86	38	5
Min	12.79	0-1	0	1	6.1	9	9	1	3.97	10-5	0	18	113.1	100	50	10
NY	3.27	0-2	0	2	11.0	12	4	0	3.93	3-6	0	16	89.1	78	39	6
Oak	3.60	1-0	0	1	5.0	6	2	0	4.33	7-3	0	15	97.2	84	47	7
Sea	2.78	1-2	0	3	22.2	13	7	3	3.97	8-2	0	15	102.0	80	45	10
Tam	1.97	2-1	0	5	32.0	22	7	1	1.97	2-1	0	5	32.0	22	7	1
Tex	1.29	1-1	0	3	21.0	15	3	0	5.50	5-8	0	18	104.2	120	64	8
Tor	11.57	0-1	0	1	4.2	7	6	2	11.57	0-1	0	1	4.2	7	6	2
PRE ASG	5.01	4-10	0	18	116.2	110	65	17	4.34	45-41	1	106	735.1	676	355	78
POST ASG	3.53	6-6	0	15	94.1	83	37	6	3.72	35-25	1	100	546.1	483	226	41
Mar/Apr	7.68	1-4	0	6	34.0	36	29	4	4.42	15-9	1	32	214.0	195	105	23
May	3.86	2-2	0	5	32.2	23	14	6	4.90	10-11	0	34	198.1	193	108	25
June	4.40	1-4	0	6	43.0	44	21	7	4.12	15-17	0	37	234.0	207	107	26
July	1.78	2-2	0	5	35.1	30	7	2	3.53	14-12	1	42	250.0	229	98	21
August	4.71	2-2	0	6	36.1	31	19	2	4.14	10-8	0	29	176.0	156	81	9
Sept/Oct	3.64	2-2	0	5	29.2	29	12	2	3.53	16-9	0	32	209.1	179	82	15
Atl	2.57	0-1	0	1	7.0	4	2	2	2.57	0-1	0	1	7.0	4	2	2
Fla	-	-	-	-	-	-	-	-	-	-	-	-	-	-	-	-
Mon	2.00	1-0	0	1	9.0	7	2	1	2.00	1-0	0	1	9.0	7	2	1
NY	-	-	-	-	-	-	-	-	-	-	-	-	-	-	-	-
Phi	7.11	0-1	0	1	6.1	10	5	3	7.11	0-1	0	1	6.1	10	5	3

BATTING RECORD	YEAR	AVG	AB	R	H	2B	3B	HR	RBI	BB	SO	SB	CS
1997 Totals	-	-	-	-	-	-	-	-	-	-	-	-	-
1998 Totals	-	-	-	-	-	-	-	-	-	-	-	-	-
Career Totals	-	-	-	-	-	-	-	-	-	-	-	-	-
Post Season Totals	.000	2	0	0	0	0	0	0	0	0	1	0	0

FIELDING	P	CT	G	PO	A	E	DP
1991	.824	23	5	9	3	1	
1992	1.000	28	12	11	0	0	
1993	.964	33	11	16	1	0	
1994	.895	25	5	12	2	1	
1995	.905	24	7	12	2	0	
1996	.912	27	9	22	3	1	
1997	.727	13	1	7	3	0	
1998	.886	33	11	20	4	2	
Career	.904	206	61	109	18	5	

LIFETIME BY BALLPARK

JUAN GUZMAN	ERA	W	L	S	G	IP	H	ER	HR
Edison International Field	7.12	1	3	0	5	30.1	35	24	8
Oriole Park at Camden Yards	3.95	3	5	0	11	66.0	60	29	7
Memorial Stadium	3.29	1	1	0	2	13.2	11	5	0
Fenway Park	2.94	3	2	0	8	49.0	39	16	4
Comiskey Park	5.01	2	5	0	8	50.1	49	28	6
Jacobs Field	3.68	2	2	0	6	36.2	31	15	3
Tiger Stadium	4.68	2	3	0	6	32.2	25	17	4
Ewing M. Kauffman Stadium	1.88	3	1	0	6	43.0	33	9	0
Hubert H. Humphrey Metrodome	4.63	5	3	0	9	56.1	51	29	6
Yankee Stadium	5.17	1	3	0	7	38.1	35	22	4
Oakland-Alameda County Coliseum	4.53	5	1	0	8	47.2	42	24	2
The Kingdome	2.75	7	1	0	10	72.0	49	22	5
Tropicana Field	2.13	1	1	0	2	12.2	9	3	0
The Ballpark in Arlington	8.75	1	4	0	5	23.2	30	23	6
Skydome	4.10	36	28	0	98	619.0	590	282	57


NATIONAL LEAGUE

NATIONAL LEAGUE	ERA	W	L	S	G	IP	H	ER	HR
Turner Field	2.57	0	1	0	1	7.0	4	2	2

JERRY W. HAIRSTON, JR.

INFILDER—#13

Born: May 29, 1976  
 1999 Opening Day Age: 22  
 Height: 5'10"  
 Weight: 175  
 Bats: R  
 Throws: R  
 Birthplace/Residence: Born and still resides in Naperville, IL  
 Contract Status: Signed through 1999  
 M.L. Service: 17 days  
 Acquired: Orioles 11th round selection in 1997  
 First Year Player Draft



1998

- Started the season at Class A Frederick...Was promoted to AA Bowie in July...In 55 games for the Baysox he batted .326...Overall, he combined at Frederick and Bowie to hit .302 (155-514) with 34 2B, 6 3B, 10 HR, 98 RS and 70 RBI in 135G.
- Jerry hit safely in his first 16 games after his promotion to Bowie and 21 of his first 22 games with the Baysox...Played 54 games at 2B for Bowie and 1G at 3B, committing just 5 errors...At Frederick he played 65 games at SS and 14 games at 2B, making 24 errors.
- Orioles purchased his contract from Bowie on September 11...That night he made his major league debut with a start at second base.
- Became the 4th member of the Hairston family and 3rd generation to reach the majors...Father, Jerry, played 14 years, 13 1/2 with the White Sox...Grandfather, Sam, played four games with the '51 White Sox and uncle, Johnny, played three games with the Cubs in '69...The Hairston family is 3rd three-generation family in major league history, following the Boones (Ray, Bob & Bret/Aaron) and the Bells (Gus, Buddy & David).
- He received honorable mention at second base for Howe Sportsdata's All-Prospect Team...Following the season he played in the Arizona Fall League for the Grand Canyon Rafters.



## PRO CAREER

1997: Was 10th in Appalachian League with .330 average and tied for 5th with 4 triples...Led league shortstops with .949 fielding pct....Had 12-game hitting streak, 7/3-13, and hit .438 (21-48) during streak, raising his average from .222 to .404 at the time...Drove in a run in 6 straight games, 8/18-23, going 11-for-24.

## PERSONAL/MISCELLANEOUS

Single...Father, grandfather and an uncle all played in majors...Father Jerry played 13 of 14 big league seasons with the White Sox...Grandfather Sam Hairston, who died on 10/31/96, was first African-American to play for ChiSox in July, 1951 (Cuban-born Minnie Minoso broke the Sox color-barrier two months earlier)...Uncle John played for Cubs and another uncle, Sam Jr., played in minors...Was originally signed by Orioles scout Fred Petersen...Graduated from Naperville North HS in 1995...Was all-Chicago area in basketball and a two-time all-state pick in baseball...Attended Southern Illinois University and was Missouri Valley Conference freshman of the year and earned All-Conference honors...Enjoys basketball, movies and music in his spare time.

YEAR CLUB	AVG	G	AB	R	H	2B	3B	HR	RBI	BB	SO	SB	CS
1997 Bluefield-1	.330	59	221	44	73	13	4	2	36	21	29	13	9
1998 Frederick	.283	80	293	56	83	22	3	5	33	28	32	13	7
Bowie	.326	55	221	42	72	12	3	5	37	20	25	6	4
BALTIMORE	.000	6	7	2	0	0	0	0	0	0	1	0	0
Minor Lg. Totals	.310	194	735	142	228	47	10	12	106	69	86	32	20
BALTIMORE Totals	.000	6	7	2	0	0	0	0	0	0	1	0	0
American League	.000	6	7	2	0	0	0	0	0	0	1	0	0
National League	-	-	-	-	-	-	-	-	-	-	-	-	-
ML Totals	.000	6	7	2	0	0	0	0	0	0	1	0	0

1-The Orioles 11th round selection in the June 1997 First Year Player Draft

	1998 SEASON					LIFETIME				
	AVG	AB	H	RBI	AVG	AB	H	RBI	HR	RBI
Total	.000	7	0	0	.000	7	0	0	0	0
Home	.000	3	0	0	.000	3	0	0	0	0
Away	.000	4	0	0	.000	4	0	0	0	0
Ana	.000	3	0	0	.000	3	0	0	0	0
Bal	-	-	-	-	-	-	-	-	-	-
Bos	.000	4	0	0	.000	4	0	0	0	0
Cws	-	-	-	-	-	-	-	-	-	-
Cle	-	-	-	-	-	-	-	-	-	-
Det	-	-	-	-	-	-	-	-	-	-
KC	-	-	-	-	-	-	-	-	-	-
Min	-	-	-	-	-	-	-	-	-	-
NY	-	-	-	-	-	-	-	-	-	-
Oak	-	-	-	-	-	-	-	-	-	-
Sea	-	-	-	-	-	-	-	-	-	-
Tam	-	-	-	-	-	-	-	-	-	-
Tex	-	-	-	-	-	-	-	-	-	-
Tor	-	-	-	-	-	-	-	-	-	-
PRE ASG	-	-	-	-	-	-	-	-	-	-
POST ASG	.000	7	0	0	.000	7	0	0	0	0
vs. Left	.000	3	0	0	.000	3	0	0	0	0
vs. Right	.000	4	0	0	.000	4	0	0	0	0
as DH	-	-	-	-	-	-	-	-	-	-
as PH	-	-	-	-	-	-	-	-	-	-
Mar/Apr	-	-	-	-	-	-	-	-	-	-
May	-	-	-	-	-	-	-	-	-	-
June	-	-	-	-	-	-	-	-	-	-
July	-	-	-	-	-	-	-	-	-	-
August	-	-	-	-	-	-	-	-	-	-
Sept/Oct	.000	7	0	0	.000	7	0	0	0	0
Atl	-	-	-	-	-	-	-	-	-	-
Fla	-	-	-	-	-	-	-	-	-	-
Mon	-	-	-	-	-	-	-	-	-	-
NY	-	-	-	-	-	-	-	-	-	-
Phi	-	-	-	-	-	-	-	-	-	-

## FIELDING

2B	PCT	G	PO	A	E	DP
1998	.750	4	4	2	2	1
Career	.750	4	4	2	2	1

## LIFETIME BY BALLPARK

JERRY HAIRSTON	AVG	AB	H	HR	RBI
Oriole Park at Camden Yards	.000	3	0	0	0
Fenway Park	.000	4	0	0	0

## CHRISTOPHER (CHRIS) ALLEN HOILES

CATCHER—#23

Born: March 20, 1965

1999 Opening Day Age: 34

Height: 6'0"

Weight: 220

Bats: R

Throws: R

Birthplace/Residence: Born and still resides in Bowling Green, OH

Contract Status: Signed through 1999

M.L. Service: 8 years, 111 days

Acquired: August 31, 1988; from the Detroit Tigers, along with pitchers Robinson Garces and Cesar Mejia in exchange for outfielder Fred Lynn...On April 5, 1995 was signed to a 5-year contract



## GAME HIGHS, STREAKS & SLAMS

HITS: 4, twice, August 15, 1996 at Oakland and August 30, 1991 at Minnesota...RUNS: 3, 14 times, most recently June 8, 1998 at Philadelphia...DOUBLES: 3, August 6, 1991 vs. Milwaukee...TRIPLES: 1, twice, August 23, 1995 at Seattle and May 16, 1992 at Chicago White Sox...HR: 2, 10 times, most recently August 14, 1998 at Cleveland...RBI: 8, August 14, 1998 at Cleveland...WALKS: 4, August 18, 1995 at Oakland...SB: 1, five times, most recently June 3, 1997 vs. New York Yankees...HITTING STREAK: 13 games, July 31-August 16, 1996...GRAND SLAMS: 8, August 14, 1998 at Cleveland off Charles Nagy and Ron Villone; July 14, 1998 vs. Toronto off Woody Williams; August 26, 1996 vs. Oakland off Carlos Reyes; May 17, 1996 vs. Seattle off Norm Charlton; June 22, 1993 vs. Detroit off Kurt Knudsen; May 4, 1992 vs. Texas off Tim Lincecum; June 23, 1991 at Kansas City off Jeff Montgomery

## 1998

- On August 14 at Cleveland, Chris clubbed a pair of grand slams against the Indians, becoming the 9th major leaguer to hit two grand slams in a game, and the 3rd Oriole (see chart on page 107)...It was his 8th career grand slam and his 2nd 2-HR game of the year and 10th of his career...The 8 RBI was a career-high and the most in a game by an Oriole this season.
- Batted .252 (34-135) with two strikes, the 9th best 2-strike average in the American League
- His .262 batting average was his highest since batting .310 in 1993, however, his 267 at-bats were his fewest ever in a full major league season.
- On September 4 at Seattle he clubbed a pinch-hit home run...It was the Orioles only pinch-hit homer of the year.
- Chris had just 17 RBI in 52 games at the All-Star break...After the break he collected 39 RBI in 45 games...In addition, he batted .240 before the break and .291 in the second half.
- Appeared at first base in six games during the season...In his career, has played first base in 18 games and has not made an error there.

## PRO CAREER

1997: Chris batted .309 (21-68) in April...It was the second best April of his career...He hit .328 in April of 1992, the only other time he average was above .240 for the first month of the season...Did not commit an error in '97 in 87 games behind the plate, 4 games at 1B and one game at 3B...Was only catcher in AL with more than 53 games that did not make an error...Batted .333 (25-75) with runners in scoring position...With RISP and less than two outs he batted at a .395 clip (15-38)...Was on the 15-day disabled list from 6/17-7/18 with a medial collateral ligament sprain of his right knee...The injury was sustained on 6/16 when Montreal's F.P. Santangelo collided with Hoiles at the plate...Was batting .284 at the time of the injury...Made a brief three day rehabilitation stop at AA Bowie before being activated...After return from the D.L., Chris batted .229 (33-144) and his average dropped from .284 to the season final .259...Made his first major league appearance at third base on 8/12 vs. Oakland when he took the field in the 9th inning after pinch-hitting for Reboulet in the 8th...On 6/3 he stole his first base since 8/16/95...Also played first base in four games, three starts...They were his first appearances at first base since 1991...Was the club DH in four games as well...Went 3-for-4 with a double, 2 HR and 6 RBI on 5/8 vs. the Mariners...Was his 8th career 2-HR game and he matched his career-high with 6 RBI, last done on 6/22/93 vs. the Tigers.

1996: Chris owned two of the Orioles four sudden-death home runs at Oriole Park that season...Had a 2-run home run in the bottom of the 9th on 7/15 vs.



Toronto and smacked a grand slam on 5/17 vs. Seattle...On 4/10 at Camden Yards, he smacked his 100th career home run...The blast came off Jack McDowell of Cleveland...On April 30, Chris' wife, Dana, gave birth to the couple's first child, a son named Dalton...That night he homered against the Yankees and was ejected by home plate umpire Terry Craft, the first ejection of his career and one of two on the season...On 8/15 at the Oakland Coliseum, Hoiles had the second 4-hit game of his career and his first since August, 1991...On 6/27 he laid down his first sacrifice bunt since 7/21/94 and the 6th of his career...Compiled a career-high 13-game hitting streak, 7/31-8/16.

1995: Was third on the Orioles in home runs (19) and walks (67) and fifth in RBI (58)...The 67 bases on balls marked the third straight year he has registered over 60 and was two short of his career-high...Led all American League catchers with a .996 fielding percentage...Overall, Orioles pitchers had a 4.31 ERA, second best in the league...With Chris behind the plate the Orioles had a 3.93 ERA (871.2IP, 776H, 381ER)...Had 27 walks in the season's first half and 40 in the second half...Against left-handed pitchers Chris owned a .300(.300-100) batting average with 12 HR and 27 RBI...His .720 slugging percentage vs left-handed pitchers was the third best in the league behind Thomas and McGwire...Was on the disabled list from 7/17-31 with a strained left hamstring he suffered on 7/15 vs Kansas City...Finished the year strong, batting .339 (37-109) in his last 34 games with four doubles, a triple, six home runs and 20 RBI...Made three starts as the Orioles designated hitter...It was the first time he has been a DH since 7/21/93.

1994: Led American League in innings caught (838.2), one more than Ivan Rodriguez and second in the majors to Mike Piazza (860.2)...Led the Orioles with 63 walks and was second to Palmeiro with 19 home runs...His batting average reached a season high .251 on the next to last day of the season...Batted .294 (20-68) with runners in scoring position...Batted .289 (22-76) vs lefties and .234 (60-256) against righties...Went 5-for-9 with the bases loaded...Batted .333 (61-183) with men on base...Was beaned by the Angels Scott Lewis on 4/27 at Anaheim immediately after Ripken homered...Chris, who had earlier hit one of the Orioles five homers that night, left the game, but missed only one game and was back in the lineup two days later...Umpire Tim Tshida ejected Lewis after the beaning...Hit eight of his 19 home runs in a 19-game span, 6/15-7/4.

1993: The '93 winner of the Louis M. Hatter Most Valuable Oriole Award, as voted by the writers and broadcasters who cover the team on a regular basis...Increased his batting average, home runs, and RBI for the fifth straight season...Just missed becoming the first AL catcher ever to hit .300 or better with 30 homers...Hit 29th on the last day, but singled and flied out in his last two at bats...He and NY's Mike Stanley became the fourth and fifth catchers in AL history to hit .300 or better with 25 or more homers...Led AL catchers in batting average, runs, homers, RBI (tied with Stanley), slugging and on-base percentage, and was second in hits to Minnesota's Brian Harper...His 29 homers are the second highest ever for an Orioles catcher behind Gus Triandos who hit 30 in 1958...Set the Orioles record for most RBI in a season by a catcher with 82, surpassing the old mark of 78 set by Triandos in '58, despite missing 21 games, 8/3-24, while on the disabled list with a strained lower left back muscle...Was 5th in the AL in both slugging percentage (.585) and on-base percentage (.416)...Averaged an RBI every 5.1 at bats, eighth best ratio in the AL...Averaged one home run every 14.4 at bats, the sixth best ratio in the majors trailing only Texas' Juan Gonzalez (1 per 11.6); SF's Barry Bonds (1 per 11.7); Seattle's Ken Griffey (1 per 12.9); Chicago's Frank Thomas (1 per 13.4) and San Diego's Phil Plantier (1 per 13.6)...His .310 average was 11th in the AL and the highest by an AL catcher with a qualifying number of plate appearances since California's Brian Downing hit .326 in 1979...Batted .571 (4-7) with the bases loaded, fifth best in the AL...Named AL "Player of the Month" for September...Also won AL "Player of the Week" twice...Selected to UPI's post-season AL All-Star team.

1992: Had the AL's fourth best home runs-per-at-bats ratio with a 15.1 mark, behind Oakland's Mark McGwire (11.1), Detroit's Rob Deer (12.3) and Texas' Juan Gonzalez (13.6)...Finished 4th in homers among ML catchers behind Philadelphia's Darren Daulton (27), Detroit's Mickey Tettleton (23, he hit 9 others as a DH) and New York's Matt Nokes (22)...Finished with the fewest RBI (40) in ML history for a player with 20 or more homers...That distinction previously belonged to Kevin Maas of the Yankees in '90 (RBI-41, HR-21)...Was struck by a pitch from NY's Tim Lary on 6/21 suffering a fractured right wrist (ulna bone)...Spent the next two months on the disabled list missing 51 games...Returned to the Orioles on 8/18 and appeared in 34 games batting

.265 (31-117) with six home runs and 12 RBI...Did not play after 9/26 due to soreness in right wrist...Underwent surgery on 10/6.

1991: Started 91 games behind the plate and led AL catchers in fielding percentage (.998, TC-477, E-1)...Was the O's leading hitter in July with a .319 average, but batted .224 (268-60) the rest of the season...Beginning 6/23, with his first career grand slam, a clutch, game-tying blow in the ninth inning off KC closer Jeff Montgomery, he went 38-for-111 (.342) over 31 games...Raised his average from .198 to season-high .272 on 8/6...Batted .194 (24-124) the rest of the season including a season-ending 1-for-25 slump...Caught the O's four-man no-hitter on 7/13 at Oakland and drove in the game-winning run in the O's 2-0 triumph with a fifth inning single.

1990: Recalled by the Orioles from Rochester on three occasions during the season...Started in AAA and was leading the International League in batting (.394) when the first recall came, 6/3...He appeared in 10 games between 6/5-7/5, then was optioned to the Red Wings, 7/13...Spent a month at Rochester, then was recalled, 8/12...This time he appeared in eight games prior to being sent back to AAA, 8/28...When Rochester concluded post-season play, he was called up yet again, 9/15...After third recall, started behind the plate in five straight games, but in the top of the first inning, 9/23 vs. Milwaukee, he injured his right shoulder trying to throw out Paul Molitor at second base...Suffered a tear in the muscle behind the shoulder...Hit his first ML home run 6/27 vs Cleveland in the bottom of the 10th inning, a game-winning, three-run shot off Sergio Valdez, giving the O's a 6-3 victory...At AAA, hit 18 homers in only 247 at bats, one every 13.7 at bats, third best home run frequency in AAA behind Pawtucket's Phil Plantier (1/13.0), and Las Vegas' Jerald Clark (1/13.4)...Added two more homers in post-season, including game-winning, three-run shot against Omaha in the opening game of the Triple A Alliance Championship...On 5/19 he was hit in the face by a pitch from Indianapolis' Jim Davins and took 15 stitches above his left eye...Returned 5/27...Named the DH on *Baseball America's* AAA All-Star team.

1989: Began season with Rochester, but recalled 4/22 when Bob Melvin went on the disabled list...Made his ML debut 4/25 at California in a pinch-hitting role (grounded out against Bob McClure)...Returned to Rochester 5/7, but rejoined the Orioles in September...Started behind the plate in the season finale, 10/1 at Toronto, and picked up his first ML hit, a run-scoring double, off Mauro Gozzo.

1988: Acquired 8/31 from the Detroit organization along with pitchers Cesar Mejia and Robinson Garces for Fred Lynn...Began the season at Toledo, but was reassigned to Glen Falls on 5/17 and remained there the rest of the season...Topped all Tiger farmhands with 19 homers, including 17 at Glen Falls, tied for the most in the Eastern League...Also led the league in slugging (.500).

1987: Moved from first base back to catcher and threw out a league-high 53 attempted base stealers (53 of 140, 37.9; league average was 35.3)...Tied for the club lead in homers (13)...Played in Eastern League All-Star Game.

1986: Named to the Appalachian League All-Star team as a first baseman...Led the league in RBI (57), GWRBI (10), total bases (143), doubles (19) and games (68)...Also, 2nd in homers (13) and 3rd in batting (.320)...Led league's first basemen in fielding (.996)...Caught in six games.

#### PERSONAL/MISCELLANEOUS

Married to the former Dana Winn (12/9/94)...Two children: Dalton Christopher (4/30/96) and Derek Robert (10/29/98)...Originally signed by Ken Modeja of the Tigers...Graduated from Elmwood (Wayne, OH) High School where he played football, basketball and baseball...Caught three years at Eastern Michigan University...Batted .340 in '84 as a freshman; .372 in '85, and .342 in '86 with a school record 19 homers and 70 RBI...Also set EMU career record with 34 home runs...Left with .352 career average...Named all-Mid-American Conference in '86...In January, '94 before an EMU basketball game, his baseball uniform number (32) was retired...He is only the 4th person so honored, joining former EMU players Bob Welch ('79), Bob Owchinko ('79) and long-time coach Ron Ostrike ('87)...Majored in science at Eastern Michigan until he was drafted after his junior season...Is believed to be the only catcher to receive an inaugural pitch from two different Presidents (President Bush '92 and President Clinton '93).



YEAR	CLUB	AVG	G	AB	R	H	2B	3B	HR	RBI	BB	SO	SB	CS
1986	Bristol-1	.320	68	253	42	81	*19	2	13	*57	30	20	10	1
1987	Glens Falls	.276	108	380	47	105	12	0	13	53	35	37	1	5
1988	Toledo	.159	22	89	4	11	1	0	2	6	2	12	1	0
	Glens Falls-2	.283	103	360	67	102	21	3	+17	73	50	56	4	3
1989	Rochester	.245	96	322	41	79	19	1	10	51	31	58	1	2
	BALTIMORE	.111	6	9	0	1	1	0	0	1	1	3	0	0
1990	Rochester	.348	74	247	52	86	20	1	18	56	44	48	4	2
	BALTIMORE	.190	23	63	7	12	3	0	1	6	5	12	0	0
1991	BALTIMORE	.243	107	341	36	83	15	0	11	31	29	61	0	2
1992	BALTIMORE	.274	96	310	49	85	10	1	20	40	55	60	0	2
	Hagerstown	.458	7	24	7	11	1	0	1	5	2	5	0	0
1993	BALTIMORE	.310	126	419	80	130	28	0	29	82	69	94	1	1
1994	BALTIMORE	.247	99	332	45	82	10	0	19	53	63	73	2	0
1995	BALTIMORE	.250	114	352	53	88	15	1	19	58	67	80	1	0
1996	BALTIMORE	.258	127	407	64	105	13	0	25	73	57	97	0	1
1997	Bowie	.143	3	7	1	1	1	0	0	2	3	2	0	0
	BALTIMORE	.259	99	320	45	83	15	0	12	49	51	86	1	0
1998	BALTIMORE	.262	97	267	36	70	12	0	15	56	38	50	0	1
	Minor Lg. Totals	.286	481	1662	261	476	94	5	74	303	197	238	21	13
	BALTIMORE Totals	.262	894	2820	415	739	122	2	151	449	435	616	5	7
	American League	.262	894	2820	415	739	122	2	151	449	435	616	5	7
	National League	-	-	-	-	-	-	-	-	-	-	-	-	-
	ML Totals	.262	894	2820	415	739	122	2	151	449	435	616	5	7

\*Led league

+ Tied for league lead

1-Selected by Detroit in June 1986 First Year Player Draft (19th round)

2-Acquired by Orioles from Detroit, along with pitchers Robinson Garces and Cesar Mejia, in deal for OF Fred Lynn on August 31, 1988

DIVISION SERIES		AVG	G	AB	R	H	2B	3B	HR	RBI	BB	SO	SB	CS
1996	Bal vs Cle	.143	4	7	1	1	0	0	0	0	3	3	0	0
1997	Bal vs Sea	.143	3	7	1	1	0	0	1	1	2	1	0	0
Totals		.143	7	14	2	2	0	0	1	1	5	4	0	0

LCS		AVG	G	AB	R	H	2B	3B	HR	RBI	BB	SO	SB	CS
1996	Bal vs NYY	.167	4	12	1	2	0	0	1	2	1	3	0	0
1997	Bal vs Cle	.143	4	14	1	2	0	0	0	0	2	5	0	0
Totals		.154	8	26	2	4	0	0	1	2	3	8	0	0

	1998 SEASON					LIFETIME				
	AVG	AB	H	HR	RBI	AVG	AB	H	HR	RBI
Total	.262	267	70	15	56	.262	2820	739	151	449
Home	.242	124	30	5	15	.269	1374	370	77	211
Away	.280	143	40	10	41	.255	1446	369	74	238
Ana	.250	24	6	1	4	.303	274	83	17	45
Bal	-	-	-	-	-	-	-	-	-	-
Bos	.217	23	5	1	3	.242	265	64	12	33
Cws	.316	19	6	2	4	.278	194	54	11	32
Cle	.438	16	7	2	11	.294	204	60	13	40
Det	.238	21	5	2	6	.282	188	53	14	36
KC	.313	16	5	2	5	.276	181	50	10	34
Min	.077	13	1	0	1	.248	165	41	5	16
NYY	.227	22	5	0	0	.267	240	64	13	35
Oak	.267	15	4	1	2	.261	245	64	17	48
Sea	.200	15	3	1	4	.256	246	63	13	47
Tam	.167	18	3	0	0	.167	18	3	0	0
Tex	.267	15	4	0	5	.199	161	32	7	23
Tor	.300	20	6	1	6	.190	200	38	8	27
PRE ASG	.240	150	36	4	17	.251	1600	401	88	239
POST ASG	.291	117	34	11	39	.277	1220	338	63	210
vs. Left	.257	70	18	3	15	.432	803	347	81	219
vs. Right	.264	197	52	12	41	.194	2017	392	70	230
as DH	.125	8	1	0	0	.172	116	20	3	13
as PH	.333	6	2	1	6	.152	33	5	2	9
Mar/Apr	.240	50	12	2	10	.252	433	109	24	59
May	.132	38	5	0	1	.240	537	129	23	73
June	.315	54	17	2	6	.244	496	121	29	76
July	.333	45	15	5	16	.283	407	115	26	86
August	.289	38	11	3	13	.280	465	130	24	82
Sept/Oct	.238	42	10	3	10	.280	482	135	25	73
All	.250	4	1	0	0	.154	13	2	0	2
Fla	.000	2	0	0	0	.167	6	1	0	0
Mon	.333	6	2	1	1	.333	9	3	2	2
NY	.556	9	5	1	3	.563	16	9	2	4
Phi	.222	9	2	0	1	.222	9	2	0	1

## FIELDING

CA	PCT	G	PO	A	E	DP
1989	1.000	3	11	0	0	0
1990	1.000	7	21	4	0	1
1991	.998	89	433	43	1	5
1992	.994	95	500	31	3	6
1993	.993	124	696	64	5	11
1994	.989	98	615	36	7	7
1995	.996	107	658	34	3	3
1996	.992	126	777	42	7	3
1997	1.000	87	602	28	0	4
1998	.995	83	516	39	3	6
Career	.994	819	4829	321	29	46

1B	PCT	G	PO	A	E	DP
1990	1.000	6	41	2	0	5
1991	1.000	2	10	1	0	1
1997	1.000	4	20	3	0	1
1998	1.000	6	13	0	0	3
Career	1.000	18	84	6	0	10

3B	PCT	G	PO	A	E	DP
1997	.000	1	0	0	0	0
Career	.000	1	0	0	0	0

## LIFETIME BY BALLPARK

CHRIS HOILES	AVG	AB	H	HR	RBI
Edison International Field	.310	129	40	9	31
Oriole Park at Camden Yards	.275	1185	326	71	196
Memorial Stadium	.233	189	44	6	15
Fenway Park	.287	129	37	8	20
Comiskey Park	.286	105	30	5	16
Jacobs Field	.300	60	18	4	22
Tiger Stadium	.232	82	19	6	14
Ewing M. Kauffman Stadium	.281	96	27	8	21
Hubert H. Humphrey Metrodome	.237	93	22	3	11
Yankee Stadium	.219	128	28	4	17
Oakland-Alameda County Coliseum	.256	125	32	9	24
The Kingdome	.256	121	31	5	23
Tropicana Field	.222	9	2	0	0
The Ballpark in Arlington	.208	48	10	1	8
Skydome	.158	101	16	2	7

## NATIONAL LEAGUE

	AVG	AB	H	HR	RBI
Turner Field	.111	9	1	0	2
Pro Player Stadium	.250	4	1	0	0
Olympic Stadium	.333	6	2	1	1
Shea Stadium	.600	5	3	0	0
Veterans Stadium	.222	9	2	0	1

## MOST HOME RUNS AS A CATCHER (ACTIVE PLAYERS)

Player	HR as a Catcher
Mike Piazza	197
Benito Santiago	159
Chris Hoiles	142
Terry Steinbach	142
Todd Hundley	118

## SLAMMIN' TWICE

On August 14, 1998 at Jacobs Field in Cleveland, Chris Hoiles became the 9th major leaguer to hit two grand slams in a single game and the 3rd Oriole to accomplish the feat:

Player	Team	Year
Chris Hoiles	Orioles	1998
Robin Ventura	White Sox	1996
Frank Robinson	Orioles	1970
Jim Northrup	Tigers	1968
Tony Cloninger	Braves	1964
Jim Gentile	Orioles	1961
Rudy York	Red Sox	1946
Jim Tabor	Red Sox	1939
Tony Lazzeri	Yankees	1936

## DOUGLAS (DOUG) ALAN JOHNS

LHP—#55

Born: December 19, 1967

1999 Opening Day Age: 31

Height: 6'2"

Weight: 195

Bats: R

Throws: L


Birthplace/Residence: Born in South Bend,

IN...Resides in Plantation, FL

Contract Status: Signed through 1999

M.L. Service: 2 years, 40 days

Acquired: June 30, 1997; signed by the Orioles as a minor league free agent and assigned to Rochester



## GAME HIGHS & STREAKS

LOW HITTER: 2, September 18, 1995 vs. California...STRIKEOUT HIGH: 7, July 14, 1996 vs. Texas...WALK HIGH: 5, twice, most recently July 19, 1996 at Texas...HR ALLOWED: 3, twice, most recently May 25, 1996 at Baltimore...WINNING STREAK: 3 games, August 20-August 30, 1996...LOSING STREAK: 4 games, May 31-June 21, 1996



# 1998

- Began the year at AAA Rochester...Made two starts for the Red Wings before being recalled by the Orioles on April 20.
- Was on the disabled list from May 8, retroactive to May 3, due to insomnia...Was activated on May 18 and made seven starts in his next eight outings.
- Ten baserunners were caught stealing when Doug was on the mound, tied for 8<sup>th</sup> most in the league...In addition, his 7 pickoffs was the 6<sup>th</sup> most in the A.L.
- On June 3 at Boston he tossed 7.1 innings of shutout ball in a start against the Red Sox...The Orioles won the game, 3-0, handing the Red Sox their first shutout of the season.
- On June 8 at Philadelphia, Johns went 2-for-2 at the plate, becoming the first Orioles pitcher to have two hits in a game since Dave McNally on 8/9/72.
- Allowed one unearned run in final three innings on July 29 at Detroit for his 2<sup>nd</sup> career save...His first big league save was on 9/3/96 for Oakland against New York.
- On July 12 vs. Boston, Doug earned his first career relief win...His previous 13 victories came as a starter...In 10 starts he went 2-2 with a 4.32 ERA (50IP, 73H, 24ER)...In 21 relief appearances he was 1-1 with a save 4.91 ERA (36.2IP, 35H, 20ER).

## PRO CAREER

1997: Began the year pitching in Europe...Was signed by the Orioles as a free agent on 6/30 and assigned to AAA Rochester after being released by AAA Omaha...The Red Wings went 38-21 after acquiring Doug...In his final seven starts for the Red Wings, including the post-season, he went 3-2 with a 1.79 ERA (55.1IP, 50H, 11ER, 12BB, 46K)...Pitched a 9-hit shutout as the Red Wings won at Pawtucket 1-0 in Game 1 of the International League Championship Series...In three post-season appearances he was 2-1 with a 2.70 ERA (23.1IP, 26H, 7ER, 3BB, 11K).

1996: Began season in Oakland's starting rotation...Made 21 straight starts and was 6-10 with a 6.10 ERA when he made his first relief appearance on 7/30...17 of his last 19 appearances were in relief...Led A's with 12 losses...Won his first 2 starts, including combination 6-hit shutout on 4/11 at Milwaukee...Went 4-10 with a 6.77 ERA over his next 19 starts, including a career-high 4-game losing streak 5/31-6/21...As a starter was 6-11 with a 6.04 ERA (92ER in 137.0IP) and 0-1 with 1 save and a 5.57 ERA (13 ER in 21.0IP) in 17 bullpen appearances...Ranked 4th in A.L. in double plays induced with 27.

1995: Shuttled between AAA Edmonton and Oakland all season...Was called up to A's four times...First call up came 7/8, when he started Game 1 of doubleheader vs. Toronto...Was ejected in fourth inning with a 3-2 lead when his first pitch of the inning sailed behind Blue Jays' John Olerud (the A's Mark McGwire had been hit on the helmet by a David Cone pitch in the bottom of the third)...Was optioned back to Edmonton between games...Was recalled for one day, 7/28, without pitching...Pitched twice in relief (4.2 IP, 7 ER) on his third recall, 8/1-6...Called up again on 8/20 and won his first three starts, beating the Orioles 6-3 at Oakland the day he was recalled for his first major league win...Pitched 2-hit shutout to beat California 4-0 on 9/18...Led A's staff with 3 pickoffs despite pitching in only 11 games...Finished third in the PCL with a 3.41 ERA.

1994: Began the season in relief at AA Huntsville but was promoted to AAA Tacoma on 4/29 and moved into the starting rotation...Led Pacific Coast League with a 2.97 ERA and his .234 batting average against was lowest among PCL starting pitchers...Led Tacoma staff in ERA and complete games (2)...Combined to go 12-8 with a 2.72 ERA in 31 games.

1993: Was used primarily in relief and led AA Huntsville with 40 appearances...Allowed only 3 homers in 91.0 innings.

1992: Led the California League with 179.1 innings pitched, T2nd in wins (13) and was 5th in ERA (3.26)...Led Reno in wins, innings, starts (26), and complete games (4) and was 2nd in strikeouts...His 13 wins tied for best in the A's farm system...Twice won California League "Player of the Week" honors...Spent most of the season at Reno in California League but finished the season at AA Huntsville.

1991: Led Madison with 12 wins and 104 strikeouts...Threw a no-hitter vs. Burlington on 7/17, winning 3-0...Walked 1 with 7 strikeouts and threw just 83 pitches.

1990: Began career with Scottsdale A's...Walked only 9 in 44 innings before promotion to Class A Southern Oregon.

## PERSONAL/MISCELLANEOUS

Single...Graduated from Nova HS in Ft. Lauderdale in '86...Graduated from University of Virginia with psychology degree in '90...Originally signed by Pat Sullivan of Oakland...This past off-season Doug returned to Baltimore and took part in the Orioles annual FanFest...Hobbies include golf and scuba diving.

YEAR	CLUB	W	L	ERA	G	GS	CG	SHO	SV	IP	H	R	ER	HR	BB	SO
1990	South Oregon-1 Athletics	0	2	5.73	6	2	0	0	1	11.0	13	9	7	0	11	9
	1991 Madison	3	1	1.84	8	7	1	0	0	44.0	36	17	9	1	9	37
	1992 Reno	12	6	3.23	38	14	1	1	2	128.1	108	59	46	5	54	104
	Huntsville	13	10	3.26	27	26	4	1	0	179.1	194	98	65	11	64	101
	1993 Huntsville	0	0	3.94	3	1	0	0	0	16.0	21	11	7	0	5	4
	1994 Huntsville	7	5	2.97	40	6	0	0	1	91.0	82	41	30	3	31	56
	Tacoma	3	0	1.20	9	0	0	0	0	15.0	16	2	2	1	12	9
	1995 Edmonton	9	8	2.89	22	19	2	1	0	134.0	114	55	43	10	48	65
	OAKLAND	9	5	3.41	23	21	0	0	0	132.0	148	55	50	8	43	70
	1996 OAKLAND	5	3	4.61	11	9	1	1	0	54.2	44	32	28	5	26	25
	1997 Omaha-2	6	12	5.98	40	23	1	0	1	158.0	187	112	105	21	69	71
	Rochester-3	1	5	7.56	9	6	1	0	0	41.2	58	36	35	7	11	24
	1998 Rochester	3	1	3.74	9	8	2	0	1	55.1	57	25	23	5	13	42
	BALTIMORE	0	1	1.69	2	2	0	0	0	10.2	7	3	2	2	6	4
	Minor Lg. Totals	3	3	4.57	31	10	0	0	1	86.2	108	46	44	9	32	34
	BALTIMORE Totals	60	44	3.34	196	112	11	4	4	858.1	854	411	319	53	307	525
	American League	3	3	4.57	31	10	0	0	1	86.2	108	46	44	9	32	34
	National League	14	18	5.32	82	42	2	1	2	299.1	339	190	177	35	127	130
	ML Totals	14	18	5.32	82	42	2	1	2	299.1	339	190	177	35	127	130

1-Selected in the 16th round of the June 1990 First Year Player Draft  
2-Signed by Kansas City on March 14, 1997  
3-Signed by the Orioles as a free agent on June 30, 1997

1998 SEASON																
	ERA	W-L	SV	G	IP	H	ER	HR	ERA	W-L	SV	G	IP	H	ER	HR
Total	4.57	3-3	1	31	86.2	108	44	9	5.32	14-18	2	82	299.1	339	177	35
Home	4.62	2-3	0	14	39.0	49	20	3	4.44	9-10	1	42	162.0	164	80	14
Away	4.53	1-0	1	17	47.2	59	24	6	6.36	5-8	1	40	137.1	175	97	21
Ana	7.71	0-0	0	3	7.0	12	6	2	3.63	2-3	0	8	44.2	44	18	4
Bal	-	-	-	-	-	-	-	-	4.02	3-1	0	7	31.1	31	14	5
Bos	3.48	2-0	0	3	10.1	10	4	0	7.83	3-3	0	8	23.0	30	20	1
Cws	6.75	0-0	0	3	4.0	2	3	0	7.31	0-0	0	6	16.0	21	13	3
Cle	0.00	0-0	0	2	7.1	4	0	0	3.48	1-1	0	7	20.2	19	8	2
Det	0.00	0-0	1	1	3.0	2	0	0	5.14	1-1	1	3	14.0	11	8	0
KC	27.03	0-0	0	1	0.1	1	1	0	4.82	1-1	0	5	18.2	21	10	3
Min	10.80	0-1	0	2	1.2	2	2	1	4.50	0-1	0	5	4.0	3	2	1
NY	2.89	0-1	0	2	9.1	18	3	0	2.92	0-2	1	6	24.2	30	8	2
Oak	3.24	0-0	0	6	16.2	19	6	3	3.24	0-0	0	6	16.2	19	6	3
Sea	0.00	0-0	0	1	1.0	0	0	0	14.54	0-1	0	5	13.0	21	21	3
Tam	-	-	-	-	-	-	-	-	-	-	-	-	-	-	-	-
Tex	3.38	1-0	0	1	5.1	6	2	0	4.68	2-1	0	5	25.0	30	13	3
Tor	8.22	0-1	0	2	7.2	12	7	2	8.40	0-2	0	4	15.0	21	14	3
PRE ASG	4.58	2-2	0	16	57.0	73	29	6	5.63	7-12	0	35	166.1	200	104	20
POST ASG	4.55	1-1	1	15	29.2	35	15	3	4.94	7-6	2	47	133.0	139	73	15
Mari/Apr	5.91	0-0	0	5	10.2	14	7	2	5.63	2-2	0	10	40.0	43	25	5
May	2.45	1-1	0	4	18.1	23	5	1	4.06	3-5	0	10	57.2	61	26	7
June	6.26	1-1	0	6	23.0	33	16	3	6.97	2-4	0	11	50.1	69	39	8
July	2.84	1-0	1	6	12.2	10	4	1	5.68	2-1	1	13	44.1	61	28	4
August	2.70	0-0	0	5	10.0	6	3	0	3.71	3-2	0	20	60.2	44	25	3
Sept/Oct	6.75	0-1	0	5	12.0	22	9	2	6.60	2-4	1	18	46.1	61	34	8
All	-	-	-	-	-	-	-	-	-	-	-	-	-	-	-	-
Fla	1.80	0-0	0	1	5.0	3	1	0	1.80	0-0	0	1	5.0	3	1	0
Mon	0.00	0-0	0	1	0.1	1	0	0	0.00	0-0	0	1	0.1	1	0	0
NY	4.91	0-0	0	1	3.2	6	2	0	4.91	0-0	0	1	3.2	6	2	0
Phi	15.75	0-0	0	1	4.0	10	7	1	15.75	0-0	0	1	4.0	0	7	1

BATTING RECORD	AVG	AB	R	H	2B	3B	HR	RBI	BB	SO	SB	CS
1997 Totals	-	-	-	-	-	-	-	-	-	-	-	-
1998 Totals	1.000	2	1	2	0	0	0	0	0	0	0	0
Career Totals	1.000	2	1	2	0	0	0	0	0	0	0	0
Post Season Totals	-	-	-	-	-	-	-	-	-	-	-	-

FIELDING	P	PCT	G	PO	A	E	DP
1996	.944	11	6	11	1	0	0
1997	.958	40	16	30	2	7	0
1998	.968	31	5	25	1	2	0
Career	.959	82	27	66	4	9	0



# LIFETIME BY BALLPARK

DOUG JOHNS	ERA	W	L	S	G	IP	H	ER	HR
Edison International Field	3.48	1	1	0	4	20.2	22	8	2
Oriole Park at Camden Yards	4.33	4	3	0	17	52.0	62	25	7
Fenway Park	12.08	1	3	0	5	12.2	24	17	1
Comiskey Park	7.04	0	0	0	3	7.2	10	6	0
Jacobs Field	5.63	0	1	0	4	8.0	10	5	2
Tiger Stadium	7.71	0	1	1	2	7.0	8	6	0
Ewing M. Kauffman Stadium	1.93	0	0	0	2	4.2	4	1	0
Hubert H. Humphrey Metrodome	9.00	0	0	0	2	1.0	1	1	0
Yankee Stadium	2.31	0	0	0	2	11.2	11	3	1
Oakland-Alameda County Coliseum	4.21	7	7	1	30	134.2	129	63	13
The Kingdome	11.12	0	1	0	4	11.1	18	14	3
The Ballpark in Arlington	10.39	0	1	0	2	8.2	13	10	2
Skydome	9.00	0	0	0	1	3.0	4	3	2
NATIONAL LEAGUE									
Olympic Stadium	0.00	0	0	0	1	0.1	1	0	0
Veterans Stadium	15.75	0	0	0	1	4.0	10	7	1

## CHARLES EDWARD JOHNSON, JR.

CATCHER—#21

Born: July 20, 1971

1999 Opening Day Age: 27

Height: 6'2"

Weight: 220

Bats: R

Throws: R

Birthplace/Residence: Born in Ft. Pierce, FL...

Resides in Pembroke Pines, FL

Contract Status: Signed through 1999

M.L. Service: 4 years, 5 days

Acquired: December 1, 1998; from the New York Mets in exchange for RHP Armando Benitez...Part of a three-way deal with the Orioles, Mets and Dodgers...The Dodgers dealt Johnson and OF Roger Cedeno to the Mets for CA Todd Hundley and RHP Arnold Gooch



### GAME HIGHS, STREAKS & SLAMS

**RUNS:** 4, July 17, 1997 vs. Los Angeles...**HITS:** 4, June 23, 1995 at Cincinnati...**DOUBLES:** 3, June 6, 1995 at Houston...**TRIPLES:** 1, three times, most recently June 20, 1997 at Montreal...**HR:** 2, twice, most recently April 26, 1998 at Arizona...**RBI:** 6, June 23, 1995 at Cincinnati...**WALKS:** 4, September 3, 1995 at Houston...**SB:** 1, July 16, 1996 vs. Houston...**HITTING STREAK:** 10 games, June 25 - July 6, 1995...**GRAND SLAMS:** None

### 1998

- Split the season between the Florida Marlins and the Los Angeles Dodgers...Set career-highs in Games (133), At-Bats (459) and Runs (44) and matched his career-high with 19 HR for the second straight season.
- Captured his 4<sup>th</sup> straight Rawlings Gold Glove Award (1995-98)...The most consecutive Gold Glove Awards for a N.L. catcher since Hall of Famer Johnny Bench won ten straight, 1968-77, with Cincinnati...He was the first Dodgers catcher to win the award since Johnny Roseboro in 1961 and '66.
- According to Stats, Inc., Charles threw out 39.8% (37 of 93) baserunners attempting to steal, the best percentage in the N.L....In his career, he has thrown out 162 of 372 (43.5%) would-be base stealers: 1997: 50 of 112; 1996: 38 of 79; 1995: 36 of 87; 1994: 1 of 1.
- Started the year strong, batting .350 (7-24) with a HR, 2 2B, 4 RS and 8 RBI from April 16-23...On April 26 at Arizona he clubbed a pair of home runs...It was the second 2-HR game of his career...He established career-highs for the month of April with 5 HR and 17 RBI.
- On Opening Day, March 31 vs. the Cubs, Charles' major league record for consecutive errorless games by a catcher ended at 172 games when he made a throwing error in the first inning...The streak that started on 6/23/96 also set a big league record 1,295 consecutive errorless chances by a catcher.
- On April 7 at Philadelphia he moved into 3<sup>rd</sup> place on the Marlins all-time HR list...He finished his Marlins career with 51 homers...He also left Florida in 4<sup>th</sup> place on their all-time RBI (166) list and doubles (60) list.
- On May 15 he was traded to the Los Angeles Dodgers, along with OF Jim Eisenreich and Gary Sheffield, INF Bobby Bonilla and RHP Manuel Barrios, in exchange for catcher Mike Piazza and infielder Todd Zeile.
- When he was behind the plate for Los Angeles, Dodgers pitchers allowed 355

earned runs on 766 hits in 870.2 innings for a 3.67 ERA, including 700 strikeouts and 383 walks.

- Ranked 3<sup>rd</sup> among National League catchers with 131 games caught...Committed a career-high 8 errors and 6 passed balls, giving him just 18 errors and 17 passed balls in 3,504 total chances for a .995 fielding percentage.
- His 19 HR was 3<sup>rd</sup> among National League backstops, trailing only Atlanta's Javier Lopez (34) and New York's Mike Piazza (32).
- Went 1-for-3 with an RBI and a RS in his Dodgers debut on May 16, however, went 0-for-35 in his next ten games...After snapping the hitless drought with a homer on May 28, he hit in 9 straight games, May 28-June 7 and batted .417 (15-36) over that stretch.
- Snapped an 87 at-bat homerless drought with a 3-run HR during the 2<sup>nd</sup> inning of the Dodgers' 4-1 win at Texas on July 2...His batting average peaked at .223 after going 1-for-3 at Oakland on June 10...C.J. hit .306 (15-49) against the American League in interleague play.

### PRO CAREER

1997: Won the Rawlings Gold Glove Award for the third consecutive year...First catcher in the National League to win three consecutive Gold Gloves since San Diego's Benito Santiago (1988-90)...Last catcher to win three consecutive Gold Gloves in first three MLB seasons was Ivan Rodriguez (Texas 1992-94)...Tied with several catchers for third on the all-time NL list with three Gold Gloves...Homered in Game 1 of the World Series on 10/18, an upper deck, solo shot off the Indians Orel Hershiser in the fourth inning... Home run followed a Moises Alou three-run shot making the blasts the first back-to-back homers in the World Series since Dwight Evans and Rich Gedman in Game 7 of the 1986 Fall Classic...Scored the winning run in Game 1 of the Division Series on a single by shortstop Edgar Renteria on 9/30 vs. San Francisco...Did not commit an error in 973 chances and led NL with 1.000 fielding percentage, best in the majors...Committed no catcher's interference in '97...Allowed his only passed ball of the season on 9/19, snapping a streak of 133 consecutive games without a passed ball dating back to 9/2/96...Established career-highs with 60 walks, 26 doubles, 19 home runs, 63 RBI and games played with 124...Collected a double, home run, and four RBI on 8/29 at Toronto...Hit two-run homers in three straight games; 8/5 vs. Houston, 8/6 at Pittsburgh and 8/8 at Atlanta...Also homered in three straight games from 7/23-27 at Cincinnati and St. Louis...Selected to his first Major League All-Star Game... Caught one inning in the game...Reached base five times (two singles, a double and two walks) on 7/17 vs. Los Angeles...Tied Florida club record with four runs in 8-7 win...Was on receiving end of second no-hitter, 6/10 at San Francisco (Kevin Brown)...Caught Al Leiter's no-hitter on 5/11/96...Is one shy of major league record for no-hitters caught...Finished second in NL with a 44.6% caught stealing rate (50 of 112)...Recipient of Most Improved Marlin Award presented by the South Florida BBWAA...Named USA Baseball Alumni Player of the Year.

1996: Won the Rawlings Gold Glove Award for the second consecutive year in his second full season in the majors...Established career highs with 120 games, 13 HR's, 386 AB's, and 84 hits...Led all National League catchers with a .995 fielding percentage, committing only four errors in 825 total chances... He also led the National League in throwing out would-be base stealers with a 48.1% rate (38 of 79)...Led all major league catchers with 12 double plays...Was on disabled list from 7/31 to 9/1 due to a sprained ligament in the middle finger on his throwing hand...Named by *Baseball America* as top defensive catcher in the National League.

1995: Won the Rawlings Gold Glove Award, made the Topps Rookie Team and was named Marlins Rookie of the Year by the local chapter of the BBWAA in his first full season in the majors...Saw his playing time shortened when he was twice hit on the right hand by a pitch, one of which required a three-week stint on the disabled list...Was placed on the DL from 8/8-9/1 with a fractured bone in his right hand...Suffered a fracture of the fifth metacarpal after being hit by pitch from Rockies' Bret Saberhagen...Had a brief rehab stint at Portland where he played in two games...Was hit by a Chuck Ricci pitch on 9/18 at Philadelphia and could not play for the last two weeks of the season... The pitch did not produce any fracture but reaggravated the previous injury and produced a severe bruised right flexor muscle...Had homered in his last three games before being hit by Ricci...After hitting .207 with six home runs and 22 RBI in 59 games prior to the All-Star break, came on strong in the second half, hitting .317 with five home runs and 17 RBI in 38 post All-Star Break games...Threw out 36 of

87 baserunners attempting to steal, for a league-leading 41% rate of success...His 36 caught stealing in a season tied the league lead and set a club record...Benito Santiago had 34 in both '93 and '94...Tied a club record (later broken by Greg Colbrunn) with six RBI on 6/23 at Cincinnati...Also set a career-high with four hits and nine total bases...Tied a club record by banging out three doubles at Houston on 6/6...Tied yet another club record by receiving four walks on 9/2 at Houston...Compiled a career-high 10-game hitting streak, 6/26-7/6, during which he hit .361 (13-38) with two doubles, two homers and drove in five runs. 1994: Started the 1994 season at Double A and was called up to the majors in May when Benito Santiago served a four-game suspension...Contract was purchased from Portland (ME) on 5/6 and made his major league debut the same night vs. the Phillies...Homered in his second ML at-bat off RHP Curt Schilling...Went 2x3 for the night, scored three runs and drove in one...Was the first Marlins farm product to reach the majors as well as the third player from the 1992 draft (Jefferey Hammonds and Rick Helling)...Hit in each of his first four games with one double, one home run and four RBI before he was returned to Portland on 5/10...Threw out Kevin Young of Pittsburgh on 5/9 to retire the only runner attempting to steal during his stint with the Marlins...Named to *Baseball America* and *USA Today's* Minor League All-Star teams...Tied the Marlins organizational record with 28 homers...Homer total tied for the AA lead and was tied for third in the minors...Played in the Arizona Fall League following the season.

1993: Reported to Marlins inaugural Spring Training camp as a non-roster invitee...Named the Marlins Organizational Player of the Month for April after hitting .339 with six doubles, six home runs and 25 RBI in 17 games...Named to the Class A and Midwest League All-Star teams by *Baseball America*...Led the Midwest League in total bases (230) and RBI (94) and tied for the lead in games played (135)...Led all league catchers in games played, putouts (852), assists (140) and total chances (1,004)...Threw out 79 of 169 (46.7%) runners attempting to steal...Named the top prospect in the Midwest League by *Baseball America*.

#### PERSONAL/MISCELLANEOUS

Married to the former Rhonda Thompson (12/3/94)... One Child: Brandon (7/26/98)...Attended the University of Miami where he was a three-year letterman in baseball...Named first team All-America by *The Sporting News* and second-team All-America by *Collegiate Baseball* in 1992...Tied the Hurricanes freshman record with 11 home runs in 1990...Named by both *Baseball America* and *Collegiate Baseball* to the Freshman All-America team...Two-time Golden Spikes Award finalist...Starting catcher for the United States Olympic Team in Barcelona, Spain in 1992...Hit .242 as the starting catcher for the United States National Team at the 1991 Pan American Games in Havana, Cuba...Member of the gold-medal winning USA Junior National Team at the 1988 World Junior Championships in Australia...Three-time All-State selection as a catcher at Ft. Pierce Westwood High School...Named Gatorade Player of the Year for the State of Florida in 1989...While with the Marlins, Charles was the official spokesperson for the Marlins Fan Club and Kids Club...This past off-season he returned to Baltimore to take part in the Orioles annual FanFest.

YEAR	CLUB	AVG	G	AB	R	H	2B	3B	HR	RBI	BB	SO	SB	CS
1993	Kane Co.-1,2	.275	135	488	74	134	29	5	19	94	62	111	9	1
1994	Portland	.264	132	443	64	117	29	1	28	80	74	97	4	5
	FLORIDA	.455	4	11	5	5	1	0	1	4	1	4	0	0
1995	FLORIDA	.251	97	315	40	79	15	1	11	39	46	71	0	2
	Portland	.000	2	7	0	0	0	0	0	0	1	3	0	0
1996	FLORIDA	.218	120	386	34	84	13	1	13	37	40	91	1	0
1997	FLORIDA	.250	124	416	43	104	26	1	19	63	60	109	0	2
1998	FLORIDA-3	.221	31	113	13	25	5	0	7	23	16	30	0	1
	LOS ANGELES-4	.217	102	346	31	75	13	0	12	35	29	99	0	1
	Minor Lg. Totals	.268	269	938	138	251	58	6	47	174	137	211	13	6
	BALTIMORE Totals	-	-	-	-	-	-	-	-	-	-	-	-	-
	American League	-	-	-	-	-	-	-	-	-	-	-	-	-
	National League	.234	478	1587	166	372	73	3	63	201	192	404	1	6
	ML Totals	.000	3	0	0	0	0	0	0	0	0	0	0	0

\* Led League

1-Selected by Montreal in the 1st round of the 1989 First Year Player Draft, but did not sign

2-Selected by Florida in the 1st round (26th overall) of the 1992 First Year Player Draft

3-Acquired by Los Angeles from Florida with Manuel Barrios, Bobby Bonilla, Jim Eisenreich, and Gary Sheffield in exchange for Mike Piazza and Todd Zelle on May 15, 1998

4-Acquired by Baltimore from the New York Mets in exchange for RHP Armando Benitez on December 1, 1998

	1998 SEASON					LIFETIME				
	AVG	AB	H	HR	RBI	AVG	AB	H	HR	RBI
Total	.218	459	100	19	58	.234	1587	372	63	201
Home	.239	247	59	14	36	.236	829	196	34	96
Away	.193	212	41	5	22	.232	758	176	29	105
Ana	.278	18	5	0	3	.278	18	5	0	3
Bal	-	-	-	-	-	.333	9	3	0	0
Bos	-	-	-	-	-	.429	7	3	0	0
Cws	-	-	-	-	-	-	-	-	-	-
Cle	-	-	-	-	-	-	-	-	-	-
Det	-	-	-	-	-	.286	7	2	0	0
KC	-	-	-	-	-	-	-	-	-	-
Min	-	-	-	-	-	-	-	-	-	-
NY	-	-	-	-	-	.143	7	1	0	1
Oak	.250	8	2	0	0	.250	8	2	0	0
Sea	.385	13	5	0	1	.385	13	5	0	1
Tam	-	-	-	-	-	-	-	-	-	-
Tex	.300	10	3	1	3	.300	10	3	1	3
Tor	-	-	-	-	-	.375	8	3	1	4
PRE ASG	.205	264	54	11	36	.214	950	203	33	113
POST ASG	.236	195	46	8	22	.265	637	169	30	88
vs. Left	.265	83	22	3	10	.267	345	92	12	43
vs. Right	.207	376	78	16	48	.225	1242	280	51	158
as DH	-	-	-	-	-	-	-	-	-	-
as PH	.667	3	2	0	0	.500	4	2	0	0
Mar/Apr	.231	78	18	5	17	.214	234	50	9	32
May	.157	83	13	4	9	.207	323	67	14	38
June	.238	84	20	1	7	.217	318	69	8	35
July	.212	85	18	5	12	.267	292	78	17	42
August	.211	71	15	1	6	.279	172	48	7	28
Sept/Oct	.276	58	16	3	7	.242	248	60	8	26
All	.231	13	3	0	0	.197	122	24	3	10
Fla	.267	15	4	0	2	.267	15	4	0	2
Mon	.167	24	4	0	2	.207	116	24	4	14
NY	.071	14	1	0	1	.179	95	17	1	8
Phi	.292	24	7	4	8	.345	119	41	11	29

#### FIELDING

CA	PCT	G	PO	A	E	DP
1994	1.000	4	18	2	0	0
1995	.992	97	641	63	6	9
1996	.995	120	751	70	4	12
1997	1.000	123	900	73	0	17
1998	.992	131	908	60	8	11
Career	.995	475	3218	268	18	49

#### LIFETIME BY BALLPARK

CHARLES JOHNSON	AVG	AB	H	HR	RBI
Edison International Field	.444	9	4	0	3
Fenway Park	.429	7	3	0	0
Tiger Stadium	.286	7	2	0	0
The Kingdom	.385	13	5	0	1
The Ballpark in Arlington	.300	10	3	1	3
Skydome	.375	8	3	1	4

#### NATIONAL LEAGUE

Turner Field	.212	52	11	3	7
Pro Player Stadium	.232	660	153	25	75
Olympic Stadium	.220	59	13	3	10
Shea Stadium	.180	61	11	0	5
Veterans Stadium	.280	50	14	4	7

#### ALL-TIME ORIOLES RECORD BY MONTH

March	April	May	June	July	August	September	October*
0-1	387-389	640-563	643-582	659-551	667-583	640-543	41-32
000	.499	.532	.525	.545	.534	.540	.562


\*regular season only



## SCOTT ANDREW KAMIENIECKI

RHP—#30

**Born:** April 19, 1964  
**1999 Opening Day Age:** 34  
**Height:** 6'0" **Weight:** 200  
**Bats:** R **Throws:** R  
**Birthplace/Residence:** Born in Mt. Clemens, MI...Resides in Flint, MI  
**Contract Status:** Signed through 1999 with a vesting option for 2000  
**M.L. Service:** 7 years, 58 days  
**Acquired:** January 22, 1997; signed by the Orioles as a free agent...On December 5, 1997 was signed to a 2-year contract for the 1998 and 1999 seasons with a vesting option for 2000



### GAME HIGHS & STREAKS

**LOW HITTER:** 2, June 29, 1994 at Boston...**STRIKEOUT HIGH:** 8, three times, most recently August 24, 1997 vs. Minnesota...**WALK HIGH:** 6, three times, most recently May 12, 1996 at Chicago...**HR ALLOWED:** 3, twice, most recently July 25, 1997 at Minnesota...**WINNING STREAK:** 4 games, twice, most recently April 22-May 31, 1994...**LOSING STREAK:** 5 games, May 31-July 4, 1992

### 1998

- Suffered through an injury-plagued season...Was limited to 12 appearances, 11 starts for the Orioles.
- After his first three appearances of the year, Scott was 2-0 with a 3.00 ERA...In his fourth outing, April 24 vs. Oakland, Kamieniecki allowed 6ER in 1/3 of an inning...On April 26 he was placed on the 15-day disabled list, retroactive to 4/25, with a strained left groin and right elbow inflammation.
- On April 10 at Detroit he pitched in relief for the first time as an Oriole, allowing 1ER over 4.0 innings in the O's 7-1 loss.
- On May 4 he started the Orioles exhibition game at Bowie and tossed 3.0 shutout innings...He was activated from the DL on May 12.
- He made just three starts before being placed on the disabled list for the second time on May 30, retroactive to May 23, due to neck stiffness.
- On July 9 he made the first of three rehabilitation starts for AA Bowie...In his three Bowie starts he was 1-0 with a 4.76 ERA.
- He was activated from the disabled list on July 25 and made four more starts, allowing 14ER in 18.2 innings before being placed on the DL for a third and final time on August 22 with a reoccurrence of a herniated disk in the right trapezius and neck area...He remained on the disabled list for the rest of the season.
- On September 15, Scott underwent surgery to repair a herniated disk in his neck...The operation took place at Case Western University Hospital in Cleveland, OH and was performed by Dr. Henry Bohlman, professor of orthopedics at Case Western University and the director of the University Hospital Spine Institute.

### PRO CAREER

1997: Matched his career-high with 10 wins...Scott pitched at least 6.0 innings in 18 of his 30 starts and he turned in 17 "Quality Starts" (6.0 or more IP, 3 or fewer ER)...He set major league career-highs in Strikeouts (109) and Starts (30) and his 179.1 Innings Pitched was the second highest total of his career...Scott was tied for 6th in the league with 6 pickoffs...He made 215 pickoff throws on the year, 3rd most in the league and he averaged 1.63 throws per baserunner, most in the league...The Orioles scored three or fewer runs in 13 of Kamieniecki's starts...The Orioles averaged 4.27 runs (85 in 179.1IP) when Scott was in the game, the 3rd lowest run support in the league behind only Toronto's Williams (3.19) and Kansas City's Appier (3.97)...On 8/15 at Oriole Park, Scott and the Orioles defeated Randy Johnson and the Mariners, 4-3 in the first game of a day/night split doubleheader (7IP, 5H, 1ER)...Struck out a season-high 8 batters on 8/24 vs. the Twins...On 10/13 at Cleveland, Scott tossed 5.0 shutout innings and earned the victory in Game 5 of the ALCS as Baltimore edged Cleveland, 4-2.

1996: Suffered through an injury plagued season with the Yankees...Following

the '95 campaign he underwent surgery to remove bone chips in his right elbow and began the year on the disabled list...Was activated on 4/24 and appeared in seven games for New York, five starts, before being optioned to AAA Columbus on 5/26...Did not pitch at the major league level again in '96 as he made five starts at AAA Columbus and three outings at A Tampa.

1995: In a season plagued by injury he made 16 starts and a relief appearance...Only CG of the year came in a 6-1 win at Toronto on 9/30 when the Yanks clinched the A.L. Wild Card...Was his first CG since a 3-1 loss at Toronto on 6/12/94...In September went 3-1 with a 2.48 ERA in five starts...On 5/5 he left his second start of the year after 14 pitches and was placed on the DL the next day with a strained right elbow...Did not pitch for the Yankees again until 7/15 when he was activated...Made a couple of rehab starts at A Tampa and AAA Columbus...Won three straight starts, 7/25-8/4, his longest winning streak of the season...Made only relief appearance on 9/5 vs. Seattle...Made six "Quality Starts."

1994: Went 8-6 with a career-best 3.76 ERA...Best month was May when he was 2-0 with a 1.82 ERA in three starts...Opened the season with a 4-game winning streak, tying his career-high...Began the season in the bullpen before his first start on 4/27...Made his last relief appearance of the year on May 21 against the Orioles...Started the season 4-0 with a 2.53 ERA through 10 appearances, four starts and finished the year going 4-6 with a 4.46 ERA in last 12 outings, all starts...Threw his only CG of the season in a 3-1 loss at Toronto 6/12...Yanks went 9-7 in his 16 starts...Twice made consecutive starts in which he allowed 1ER over 8IP...As a reliever he stranded 7 of 11 inherited runners. 1993: In his second full season in the majors he went 10-7 with a 4.08 ERA...Began the season with two straight starts before making 10 straight relief appearances...Optioned to AAA Columbus on 6/2...Made one appearance for the Clippers, 6/9 vs. Pawtucket, and earned a 3-1 victory...Recalled by the Yanks on 6/13 and finished the season as a starter, going 10-6 with a 3.86 ERA in his final 18 games...On 6/19 he defeated the Twins with his first career CG victory...On 8/15 he earned the win in a 1-0 victory against Baltimore in which a 16-year old fan, (yes this is true), reached over the fence and caught Mattingly's 8th inning HR...(we think you see the irony)...Extended his Yankee Stadium win streak to 12 games on 8/21 and the streak was snapped on 9/16...Guidry and Wickman were the only pitchers in the last 26 years to win 10 straight at Yankee Stadium...Pitched into the 7th inning in 15 of 20 starts.

1992: Started the season in the minors, rehabing from off-season neck surgery...Made three starts in the minors before being activated on April 28...Earned first win on 5/15 and after that had string of nine winless starts...His 28 starts and 188 innings marked professional bests...Had four CG, all losses, and a 3.03 ERA in those efforts...Did not make a fielding error in 34 chances.

1991: Had contract purchased from AAA Columbus on 6/17...At time of recall was 6-3 with a 2.38 ERA in 11 starts...Made ML debut on 6/18 at Toronto, notching the victory...Placed on the disabled list on 8/5 with a pulled muscle in his left upper back...Underwent successful cervical disk surgery on 10/10 to repair disk on left side of his neck...Surgery was performed by Dr. Michael Schafer at Northwestern University Hospital in Chicago.

1990: Spent the season at AA Albany and allowed just 113 hits in 132 innings...Led the club in walks (61) and strikeouts (99)...In final six starts of the year he was 3-2 with a 1.70 ERA...Suffered the loss in his only post-season appearance.

1989: Spent the season at AA Albany...T3rd on the club with 6 CG, 2nd with 3 SHO...Led Eastern League with 140 strikeouts...Averaged 8K per 9IP, 2nd best ratio in the league.

1988: Split the year between Class A Prince William and Ft. Lauderdale...Tied for Carolina League lead with seven CG and was the league leader among starting pitchers with a .200 BA against.

1987: Split his first professional season between Class A Prince William and AA Albany...Started the year at Albany and finished the year in Prince William...Named to Carolina League All-Star Team.

### PERSONAL/MISCELLANEOUS

Married to the former Rita Lane (11/4/89)...Two children: Matthew Scott (9/23/91) and Alan Scott (12/7/93)...Originally signed by Dick Grouch of the Yankees...Earned a B.A. in physical education from the University of Michigan where he played baseball...Was a four-year letterman...Named to All-Big Ten First Team in '84, Academic All-Big Ten in '86 and Pre-Season All-American in '85...Jim Abbott was his road roommate at Michigan...College teammates

1999pg116-117



1996: Spent his injury shortened season at Class A Frederick of the Carolina League...Got off to a running start as his 15 stolen bases in April was 2nd among all minor leaguers...On 5/29 he was placed on the 7-day disabled list with a dislocated left shoulder that he suffered the day before diving head first into second base...Remained on the disabled list until 8/31, after the conclusion of his minor league season and reported to extended spring...On 9/3 his contract was purchased by the Orioles...On that night in Anaheim, he entered the game as a defensive replacement in the 8th inning and became the first native of Aruba to play in the major leagues...Appeared in three games with the Orioles, twice as a defensive replacement and once as a pinch-runner, but did not have a plate appearance.

1995: Ranked 3rd in Appalachian League in on-base percentage (.420) and 3rd in batting average (.316)...Was named to post-season All-Star Team...Hit .349 (29-83) on the road and .284 (25-88) at home...Batted .371 (23-62) in July...Had a 12-game hitting streak, 7/16-8/7, batting .545 (24-44) with 15 runs scored, 5 doubles and 7 RBI...Went 0-for-17 with 5 strikeouts in 4 games, 8/9-13...Led league outfielders with 11 errors.

1994: After going 5-for-22 (.227) in his first five pro games for the GCL O's, he batted .322 (47-146) the rest of the season...Went 4-for-5 vs. GCL Pirates 7/12...Drove in 3 runs while going 3-for-4 vs. GCL Twins 8/25...Was successful on 15 of 23 stolen base attempts (65%).

1993: Was assigned to Gulf Coast League (R) but did not play.

#### PERSONAL/MISCELLANEOUS

Single...One of several Arubans signed by O's scout Jesus Halabi, including Sidney Ponson, Radhames Dykhoff and Calvin Maduro...Maduro became the second player from Aruba to appear in the majors, following Eugene, when he pitched for the Phillies in the final game of the '96 season...Ponson was 3rd Aruban in big leagues and Dykhoff was 4th...Both parents are of Dutch descent...Played in youth baseball programs in Aruba...Was a member of the Antillean Babe Ruth Championship team...Drove in the tying run and then scored the winning run in the Aruban National Team's title victory...Graduated from John F. Kennedy Technical School in '93...Earned letters in baseball, softball, basketball and soccer and was named team captain...Plays the drums.

YEAR	CLUB	AVG	G	AB	R	H	2B	3B	HR	RBI	BB	SO	SB	CS
1993	Gulf Coast-1					Did not Play								
1994	Gulf Coast	.310	50	168	26	52	2	3	0	9	18	24	15	8
1995	Bluefield	.316	47	171	45	54	11	2	0	16	27	31	20	8
1996	Frederick	.271	50	166	26	45	6	4	0	9	19	32	23	4
	BALTIMORE	.000	3	0	0	0	0	0	0	0	0	0	0	0
1997	Gulf Coast	.294	6	17	2	5	0	0	0	0	2	2	1	0
	Bowie	.413	13	46	8	19	6	0	0	4	5	4	5	1
1998	Bowie	.262	111	427	69	112	11	5	1	34	48	79	29	12
	Rochester	.218	18	55	3	12	1	1	0	2	4	8	3	3
	BALTIMORE	.000	11	2	1	0	0	0	0	0	0	1	0	0
	Minor Lg. Totals	.275	295	1050	179	289	37	15	1	74	123	180	96	36
	BALTIMORE Totals	.000	14	2	1	0	0	0	0	0	0	1	0	0
	American League	.000	14	2	1	0	0	0	0	0	0	1	0	0
	National League	-	-	-	-	-	-	-	-	-	-	-	-	-
	ML Totals	.000	14	2	1	0	0	0	0	0	0	1	0	0

1-Signed as non-drafted free agent June 19, 1993

#### LONGEST ORIOLE PARK HOME RUNS

On June 17, 1998, the Yankees' Darryl Strawberry blasted a 465-ft home run off Mike Mussina that hit the batters' eye wall in centerfield. It was the longest home run in Oriole Park history.

Distance	Player	Team	Date	Pitcher	Team
465 ft	Darryl Strawberry	NY Yankees	June 17, 1998	Mike Mussina	Orioles
463 ft	Pedro Munoz	Oak	May 25, 1996	David Wells	Orioles
460 ft	Jeffrey Hammonds	Orioles	Sept. 15, 1997 (1)	Eric Plunk	Cle
457 ft	Mo Vaughn	Bos	July 7, 1996	Randy Myers	Orioles
452 ft	Eric Davis	Det	Sept. 26, 1993 (1)	Arthur Rhodes	Orioles
450 ft	Juan Gonzalez	Tex	July 26, 1992	Mike Mussina	Orioles
450 ft	Manny Ramirez	Cle	Aug. 14, 1995	Jamie Moyer	Orioles
447 ft	Brian Giles	Cle	July 26, 1996	Mike Mussina	Orioles
446 ft	Ken Griffey Jr.	Sea	Aug. 15, 1997 (2)	Jimmy Key	Orioles
445 ft	Chili Davis	Cal	June 10, 1995	Ben McDonald	Orioles
443 ft	Bill Haselman	Bos	April 27, 1997	Armando Benitez	Orioles
443 ft	Jose Canseco	Tor	June 19, 1998	Pete Smith	Orioles

	1998 SEASON					LIFETIME				
	AVG	AB	H	HR	RBI	AVG	AB	H	HR	RBI
Total	.000	2	0	0	0	.000	2	0	0	0
Home	-	-	-	-	-	-	-	-	-	-
Away	.000	2	0	0	0	.000	2	0	0	0
Ana	-	-	-	-	-	-	-	-	-	-
Bal	-	-	-	-	-	-	-	-	-	-
Bos	-	-	-	-	-	-	-	-	-	-
Cws	-	-	-	-	-	-	-	-	-	-
Cle	-	-	-	-	-	-	-	-	-	-
Det	-	-	-	-	-	-	-	-	-	-
KC	-	-	-	-	-	-	-	-	-	-
Min	-	-	-	-	-	-	-	-	-	-
NY	-	-	-	-	-	-	-	-	-	-
Oak	-	-	-	-	-	-	-	-	-	-
Sea	.000	1	0	0	0	.000	1	0	0	0
Tam	-	-	-	-	-	-	-	-	-	-
Tex	-	-	-	-	-	-	-	-	-	-
Tor	.000	1	0	0	0	.000	1	0	0	0
PRE ASG	-	-	-	-	-	-	-	-	-	-
POST ASG	.000	2	0	0	0	.000	2	0	0	0
vs. Left	-	-	-	-	-	-	-	-	-	-
vs. Right	.000	2	0	0	0	.000	2	0	0	0
as DH	-	-	-	-	-	-	-	-	-	-
as PH	-	-	-	-	-	-	-	-	-	-
Mar/Apr	-	-	-	-	-	-	-	-	-	-
May	-	-	-	-	-	-	-	-	-	-
June	-	-	-	-	-	-	-	-	-	-
July	-	-	-	-	-	-	-	-	-	-
August	-	-	-	-	-	-	-	-	-	-
Sept/Oct	.000	2	0	0	0	.000	2	0	0	0
Atl	-	-	-	-	-	-	-	-	-	-
Fla	-	-	-	-	-	-	-	-	-	-
Mon	-	-	-	-	-	-	-	-	-	-
NY	-	-	-	-	-	-	-	-	-	-
Phi	-	-	-	-	-	-	-	-	-	-

#### FIELDING

OF	PCT	G	PO	A	E	DP
1996	1.000	2	2	0	0	0
1998	1.000	4	2	0	0	0
Career	1.000	6	4	0	0	0

#### LIFETIME BY BALLPARK

EUGENE KINGSALE	AVG	AB	H	HR	RBI
The Kingdom	.000	1	0	0	0
Skydome	.000	1	0	0	0

### DOUGLAS (DOUG) WARREN LINTON

RHP—#56: SPRING TRAINING INVITEE

Born: February 9, 1965

Opening Day Age: 34

Height: 6'1" Weight: 190


Bats: R Throws: R

Birthplace/Residence: Born in Santa Ana, CA...Resides in Overland Park, KS

Contract Status: Signed through 1999

M.L. Service: 3 years, 50 days

Acquired: December 16, 1998; signed as a free agent by the Orioles



#### GAME HIGHS & STREAKS

LONGEST RELIEF OUTING: 5.1 innings, June 18, 1994 at Florida...STRIKEOUT HIGH: 9, August 31, 1996 at Detroit...WALK HIGH: 5, twice, most recently July 24, 1996 at Boston...HR ALLOWED: 3, three times, most recently May 9, 1995 at Cleveland...WINNING STREAK: 6 games, July 7, 1993-May 10, 1994...LOSING STREAK: 3 losses, August 19, 1992-May 8, 1993

#### 1998

• In his first season after recovering from "Tommy John" surgery, Doug was a major league spring invitee of the New York Yankees...Was released by New York at the end of spring training and later signed a AAA contract with the Minnesota Twins and reported to Salt Lake.

• Appeared in 18 games for the Buzz, 14 as a starter, going 4-4 with a 5.99

## PRO CAREER

1997: Was 10th in Appalachian League with .330 average and tied for 5th with 4 triples...Led league shortstops with .949 fielding pct....Had 12-game hitting streak, 7/3-13, and hit .438 (21-48) during streak, raising his average from .222 to .404 at the time...Drove in a run in 6 straight games, 8/18-23, going 11-for-24.

## PERSONAL/MISCELLANEOUS

Single...Father, grandfather and an uncle all played in majors...Father Jerry played 13 of 14 big league seasons with the White Sox...Grandfather Sam Hairston, who died on 10/31/96, was first African-American to play for ChiSox in July, 1951 (Cuban-born Minnie Minoso broke the Sox color-barrier two months earlier)...Uncle John played for Cubs and another uncle, Sam Jr., played in minors...Was originally signed by Orioles scout Fred Petersen...Graduated from Naperville North HS in 1995...Was all-Chicago area in basketball and a two-time all-state pick in baseball...Attended Southern Illinois University and was Missouri Valley Conference freshman of the year and earned All-Conference honors...Enjoys basketball, movies and music in his spare time.

YEAR CLUB	AVG	G	AB	R	H	2B	3B	HR	RBI	BB	SO	SB	CS
1997 Bluefield-1	.330	59	221	44	73	13	4	2	36	21	29	13	9
1998 Frederick	.283	80	293	56	83	22	3	5	33	28	32	13	7
Bowie	.326	55	221	42	72	12	3	5	37	20	25	6	4
BALTIMORE	.000	6	7	2	0	0	0	0	0	0	1	0	0
Minor Lg. Totals	.310	194	735	142	228	47	10	12	106	69	86	32	20
BALTIMORE Totals	.000	6	7	2	0	0	0	0	0	0	1	0	0
American League	.000	6	7	2	0	0	0	0	0	0	1	0	0
National League	-	-	-	-	-	-	-	-	-	-	-	-	-
ML Totals	.000	6	7	2	0	0	0	0	0	0	1	0	0

1-The Orioles 11th round selection in the June 1997 First Year Player Draft

	1998 SEASON					LIFETIME				
	AVG	AB	H	HR	RBI	AVG	AB	H	HR	RBI
Total	.000	7	0	0	0	.000	7	0	0	0
Home	.000	3	0	0	0	.000	3	0	0	0
Away	.000	4	0	0	0	.000	4	0	0	0
Ana	.000	3	0	0	0	.000	3	0	0	0
Bal	-	-	-	-	-	-	-	-	-	-
Bos	.000	4	0	0	0	.000	4	0	0	0
Cws	-	-	-	-	-	-	-	-	-	-
Cle	-	-	-	-	-	-	-	-	-	-
Det	-	-	-	-	-	-	-	-	-	-
KC	-	-	-	-	-	-	-	-	-	-
Min	-	-	-	-	-	-	-	-	-	-
NY	-	-	-	-	-	-	-	-	-	-
Oak	-	-	-	-	-	-	-	-	-	-
Sea	-	-	-	-	-	-	-	-	-	-
Tam	-	-	-	-	-	-	-	-	-	-
Tex	-	-	-	-	-	-	-	-	-	-
Tor	-	-	-	-	-	-	-	-	-	-
PRE ASG	-	-	-	-	-	-	-	-	-	-
POST ASG	.000	7	0	0	0	.000	7	0	0	0
vs. Left	.000	3	0	0	0	.000	3	0	0	0
vs. Right	.000	4	0	0	0	.000	4	0	0	0
as DH	-	-	-	-	-	-	-	-	-	-
as PH	-	-	-	-	-	-	-	-	-	-
Mar/Apr	-	-	-	-	-	-	-	-	-	-
May	-	-	-	-	-	-	-	-	-	-
June	-	-	-	-	-	-	-	-	-	-
July	-	-	-	-	-	-	-	-	-	-
August	-	-	-	-	-	-	-	-	-	-
Sept/Oct	.000	7	0	0	0	.000	7	0	0	0
All	-	-	-	-	-	-	-	-	-	-
Fla	-	-	-	-	-	-	-	-	-	-
Mon	-	-	-	-	-	-	-	-	-	-
NY	-	-	-	-	-	-	-	-	-	-
Phi	-	-	-	-	-	-	-	-	-	-

FIELDING							
2B	PCT	G	PO	A	E	DP	
1998	.750	4	4	2	2	1	
Career	.750	4	4	2	2	1	

## LIFETIME BY BALLPARK

### JERRY HAIRSTON

Oriole Park at Camden Yards  
Fenway Park

AVG	AB	H	HR	RBI
.000	3	0	0	0
.000	4	0	0	0

## CHRISTOPHER (CHRIS) ALLEN HOILES

CATCHER—#23

Born: March 20, 1965

1999 Opening Day Age: 34

Height: 6'0"

Weight: 220

Bats: R

Throws: R

Birthplace/Residence: Born and still resides in Bowling Green, OH

Contract Status: Signed through 1999

M.L. Service: 8 years, 111 days

Acquired: August 31, 1988; from the Detroit Tigers, along with pitchers Robinson Garces and Cesar Mejia in exchange for outfielder Fred Lynn...On April 5, 1995 was signed to a 5-year contract



## GAME HIGHS, STREAKS & SLAMS

HITS: 4, twice, August 15, 1996 at Oakland and August 30, 1991 at Minnesota...RUNS: 3, 14 times, most recently June 8, 1998 at Philadelphia...DOUBLES: 3, August 6, 1991 vs. Milwaukee...TRIPLES: 1, twice, August 23, 1995 at Seattle and May 16, 1992 at Chicago White Sox...HR: 2, 10 times, most recently August 14, 1998 at Cleveland...RBI: 8, August 14, 1998 at Cleveland...WALKS: 4, August 18, 1995 at Oakland...SB: 1, five times, most recently June 3, 1997 vs. New York Yankees...HITTING STREAK: 13 games, July 31-August 16, 1996...GRAND SLAMS: 8, August 14, 1998 at Cleveland off Charles Nagy and Ron Villone; July 14, 1998 vs. Toronto off Woody Williams; August 26, 1996 vs. Oakland off Carlos Reyes; May 17, 1996 vs. Seattle off Norm Charlton; June 22, 1993 vs. Detroit off Kurt Knudsen; May 4, 1992 vs. Texas off Tim Lincecum; June 23, 1991 at Kansas City off Jeff Montgomery

## 1998

- On August 14 at Cleveland, Chris clubbed a pair of grand slams against the Indians, becoming the 9th major leaguer to hit two grand slams in a game, and the 3rd Oriole (see chart on page 107)...It was his 8th career grand slam and his 2nd 2-HR game of the year and 10th of his career...The 8 RBI was a career-high and the most in a game by an Oriole this season.
- Batted .252 (34-135) with two strikes, the 9th best 2-strike average in the American League
- His .262 batting average was his highest since batting .310 in 1993, however, his 267 at-bats were his fewest ever in a full major league season.
- On September 4 at Seattle he clubbed a pinch-hit home run...It was the Orioles only pinch-hit homer of the year.
- Chris had just 17 RBI in 52 games at the All-Star break...After the break he collected 39 RBI in 45 games...In addition, he batted .240 before the break and .291 in the second half.
- Appeared at first base in six games during the season...In his career, has played first base in 18 games and has not made an error there.

## PRO CAREER

1997: Chris batted .309 (21-68) in April...It was the second best April of his career...He hit .328 in April of 1992, the only other time he average was above .240 for the first month of the season...Did not commit an error in '97 in 87 games behind the plate, 4 games at 1B and one game at 3B...Was only catcher in AL with more than 53 games that did not make an error...Batted .333 (25-75) with runners in scoring position...With RISP and less than two outs he batted at a .395 clip (15-38)...Was on the 15-day disabled list from 6/17-7/18 with a medial collateral ligament sprain of his right knee...The injury was sustained on 6/16 when Montreal's F.P. Santangelo collided with Hoiles at the plate...Was batting .284 at the time of the injury...Made a brief three day rehabilitation stop at AA Bowie before being activated...After return from the D.L., Chris batted .229 (33-144) and his average dropped from .284 to the season final .259...Made his first major league appearance at third base on 8/12 vs. Oakland when he took the field in the 9th inning after pinch-hitting for Reboulet in the 8th...On 6/3 he stole his first base since 8/16/95...Also played first base in four games, three starts...They were his first appearances at first base since 1991...Was the club DH in four games as well...Went 3-for-4 with a double, 2 HR and 6 RBI on 5/8 vs. the Mariners...Was his 8th career 2-HR game and he matched his career-high with 6 RBI, last done on 6/22/93 vs. the Tigers.

1996: Chris owned two of the Orioles four sudden-death home runs at Oriole Park that season...Had a 2-run home run in the bottom of the 9th on 7/15 vs.



ERA...Pitched a season-high 7.0 innings twice, July 27 in a win at Colorado Springs and August 12 in a victory at Las Vegas.

• Compiled a 4-game winning streak, July 27-August 12...Over that stretch he had a 3.16 ERA (25.2IP, 32H, 9ER, 4BB, 17K).

• Following the season Doug pitched for Caguas in the Puerto Rican Winter League...He led the league in strikeouts, was 2<sup>nd</sup> in innings pitched and 8<sup>th</sup> in ERA...Overall he went 3-5 in 13 games, 11 starts, with a 3.38 ERA (64.0IP, 63H, 30R/24ER, 9BB, 56K).

## PRO CAREER

1997: On 3/4 he underwent "Tommy John" surgery on his right elbow and, as a result, missed the entire season while rehabilitating...The procedure involved reinforcing a partially detached ligament in his right elbow with a ligament from his left wrist.

1996: Began the year at AAA Omaha but spent most of the season with the Royals...Established career-highs for wins, starts, innings pitched and strikeouts...Made 9 "Quality Starts", including 7 in his final 11 outings...As a starter he went 7-9 with a 5.05 ERA, however, taking away his two poorest outings gave him a 3.93 ERA...Contract purchased from Omaha on 5/1...Was optioned back to AAA on 5/27 due to several off days and returned to the majors on 5/29 when Mike Magnante was placed on the DL...Struck out a career-high 9 batters on 8/31 at Detroit...Tied a Royals record by striking out six consecutive batters on 7/20 at Chicago...Became 4<sup>th</sup> pitcher in club history to accomplish the feat, joining Steve Busby, Danny Jackson and Bret Saberhagen...Didn't pitch after 9/11 due to tender right elbow.

1995: Earned a spot on the Royals Opening Day roster...Made 7 appearances before he was designated for assignment on 6/5...Went to AAA Omaha where he spent most of the season...In the playoffs he was 1-0 with a 2.57 ERA...Ranked 5<sup>th</sup> among American Association starters in Ks per 9IP (7.06) and fewest walks per 9IP (1.82).

1994: Signed by the Mets as a minor league free agent on 2/1 and went to camp as an invitee...Contract purchased by the Mets from AAA Norfolk on 4/8...Pitched for the Mets most of the season, making 32 appearances...Was back at AAA from 7/14-8/1...Outrighted to Norfolk on 10/11 and became minor league free agent on 10/17...Signed by Kansas City on 11/10.

1993: Started the year at AAA Syracuse...Recalled by the Blue Jays on 5/7...Went 0-1 with a 6.55 ERA in 4 games before returning to AAA on 5/13...Recalled again on 6/6 but was designated for assignment on 6/12 and claimed off waivers by the California Angels on 6/17...Made 19 relief appearances before being released by California on 9/14.

1992: Spent most of the season at AAA Syracuse...Recalled by the Blue Jays on 7/31 and made his major league debut on 8/3 at Boston (3.2IP, 4H, 1R)...Picked up his first major league win in his starting debut on 8/13 vs. the Orioles...Went a career-high 8.0 innings and allowed 3H and 2R in a 4-2 victory...Optioned back to the minors on 8/31 and recalled a final time on 9/8. 1991: Spent the entire campaign at Triple-A Syracuse...Tossed 3 complete games and matched his career-high with 26 starts.

1990: Led the International League with 177.1 innings pitched and 3 shutouts while pitching for Syracuse.

1989: Started the year in Dunedin...After compiling a 2.96 ERA in 9 games he was promoted to AA Knoxville where he tied for the league lead with 2 shutouts and allowed just 68 hits in 90.0 innings.

1988: Limited to 12 relief appearances at Class A Dunedin while undergoing rehabilitation on his right shoulder following surgery the previous year.

1987: Began his pro career with Myrtle Beach after being selected by Toronto in the 43<sup>rd</sup> round of the '86 Draft...Named the Most Outstanding Pitcher in the South Atlantic League by *Baseball America*, the best Right-handed Pitcher in Class A by Topps and was named to the SAL All-Star Team...Awarded Topps Pitcher of the Month for July...Given the R. Howard Webster Award as the Myrtle Beach MVP...Led the SAL in ERA, strikeouts per 9IP (11.43) and fewest baserunners per 9IP (9.03).

## PERSONAL/MISCELLANEOUS

Married to the former Jamie Garrett (2/9/91)...Three Children: Ryan (9/17/92), Austin (9/20/95) and Carter (6/14/97)...Graduated from Canyon High School in Anaheim, CA...Attended University of California at Irvine.

YEAR	CLUB	W	L	ERA	G	GS	CG	SHO	SV	IP	H	R	ER	HR	BB	SO
1987	Myrtle Beach-1	14	2	1.55	20	19	2	0	1	122.0	94	34	21	9	25	155
	Knoxville	0	0	9.00	1	1	0	0	0	3.0	5	3	3	0	1	1
1988	Dunedin	2	1	1.63	12	0	0	0	2	27.2	19	5	5	0	9	28
1989	Dunedin	1	2	2.96	9	1	0	0	2	27.1	27	12	9	1	9	35
	Knoxville	5	4	2.60	14	13	3	2	0	90.0	68	28	26	2	23	93
1990	Syracuse	10	10	3.40	26	26	8	3	0	177.1	174	77	67	14	67	113
1991	Syracuse	10	12	5.01	30	26	3	1	0	161.2	181	108	90	21	56	93
1992	Syracuse	12	10	3.74	25	25	7	1	0	170.2	176	83	71	17	70	126
	TORONTO	1	3	8.63	8	3	0	0	0	24.0	31	23	23	5	17	16
1993	Syracuse	2	6	5.32	13	7	0	0	2	47.1	48	29	28	11	14	42
	TORONTO-2	0	1	6.55	4	1	0	0	0	11.0	11	8	8	0	9	4
	ANAHEIM-3	2	0	7.71	19	0	0	0	0	25.2	35	22	22	8	14	19
1994	Norfolk	2	1	2.00	3	3	0	0	0	18.0	11	6	4	1	1	15
	NEW YORK (NL)-4	6	2	4.47	32	3	0	0	0	50.1	74	27	25	4	20	29
1995	Omaha	7	7	4.40	18	18	2	1	0	108.1	129	60	53	9	24	85
	KANSAS CITY	0	1	7.25	7	2	0	0	0	22.1	22	21	18	4	10	13
1996	Omaha	1	1	4.76	4	4	0	0	0	22.2	26	13	12	1	7	14
	KANSAS CITY	7	9	5.02	21	18	0	0	0	104.0	111	65	58	13	26	87
1998	Salt Lake-5	4	4	5.99	18	14	0	0	0	79.2	106	57	53	19	14	60
Minor Lg. Totals		70	60	3.77	193	157	25	8	7	1055.2	1064	515	442	105	320	860
BALTIMORE Totals		-	-	-	-	-	-	-	-	-	-	-	-	-	-	-
American League		10	14	6.21	59	24	0	0	0	187.0	210	139	129	30	76	139
National League		6	2	4.47	32	3	0	0	0	50.1	74	27	25	4	20	29
ML Totals		16	16	5.84	91	27	0	0	0	237.1	284	166	154	34	96	168

1-Selected by Toronto Blue Jays in 43rd round of 1986 First Year Player Draft  
2-Claimed on waivers by California Angels on June 17, 1993  
3-Signed by New York Mets as a minor league free agent on February 1, 1994  
4-Signed by Kansas City as a minor league free agent on November 10, 1994  
5-Signed by Baltimore as a minor league free agent on December 16, 1998

	1998 SEASON								LIFETIME							
	ERA	W-L	SV	G	IP	H	ER	HR	ERA	W-L	SV	G	IP	H	ER	HR
Total	-	-	-	-	-	-	-	-	5.84	16-16	0	91	237.1	284	154	34
Home	-	-	-	-	-	-	-	-	5.03	9-7	0	43	125.1	141	70	13
Away	-	-	-	-	-	-	-	-	6.75	7-9	0	48	112.0	143	84	21
Ana	-	-	-	-	-	-	-	-	-	2.70	0-0	0	2	6.2	7	2
2	-	-	-	-	-	-	-	-	4.71	2-1	0	4	21.0	14	11	3
Bal	-	-	-	-	-	-	-	-	-	7.71	1-1	0	4	9.1	8	8
Bos	-	-	-	-	-	-	-	-	5.09	1-2	0	5	23.0	24	13	4
0	-	-	-	-	-	-	-	-	18.00	0-1	0	1	5.0	8	10	3
Cws	-	-	-	-	-	-	-	-	3.62	2-2	0	8	27.1	27	11	4
Cle	-	-	-	-	-	-	-	-	20.26	0-0	0	2	1.1	3	3	1
Det	-	-	-	-	-	-	-	-	9.00	1-1	0	4	10.0	15	10	0
KC	-	-	-	-	-	-	-	-	8.03	2-0	0	4	12.1	11	11	5
Min	-	-	-	-	-	-	-	-	3.80	0-1	0	7	21.1	23	9	1
NY	-	-	-	-	-	-	-	-	-	6.87	1-2	0	0	5.18	25	14
Oak	-	-	-	-	-	-	-	-	-	-	-	-	-	-	-	-
Sea	-	-	-	-	-	-	-	-	6.00	0-1	0	2	6.0	7	4	0
3	-	-	-	-	-	-	-	-	3.86	0-0	0	3	9.1	11	4	1
Tam	-	-	-	-	-	-	-	-	5.36	11-8	0	57	132.2	155	79	15
Tex	-	-	-	-	-	-	-	-	6.45	5-8	0	34	104.2	129	75	19
Tor	-	-	-	-	-	-	-	-	5.11	2-0	0	10	12.1	11	7	1
PRE ASG	-	-	-	-	-	-	-	-	5.79	3-6	0	22	65.1	77	42	7
POST ASG	-	-	-	-	-	-	-	-	4.67	3-2	0	19	44.1	53	23	6
Mar/Apr	-	-	-	-	-	-	-	-	-	8.80	4-2	0	11	29.2	42	29
May	-	-	-	-	-	-	-	-	5.52	3-6	0	25	76.2	88	47	12
June	-	-	-	-	-	-	-	-	6.00	1-0	0	4	9.0	13	6	2
July	-	-	-	-	-	-	-	-	18.00	0-0	0	2	1.0	7	2	1
6	-	-	-	-	-	-	-	-	2.00	1-0	0	4	9.0	9	2	0
August	-	-	-	-	-	-	-	-	2.25	1-0	0	2	4.0	5	1	1
Sept/Oct	-	-	-	-	-	-	-	-	-	-	-	-	-	-	-	-
All	-	-	-	-	-	-	-	-	4.15	0-1	0	4	4.1	8	2	0
Fla	-	-	-	-	-	-	-	-	-	-	-	-	-	-	-	-
Mon	-	-	-	-	-	-	-	-	-	-	-	-	-	-	-	-
NY	-	-	-	-	-	-	-	-	-	-	-	-	-	-	-	-
Phi	-	-	-	-	-	-	-	-	-	-	-	-	-	-	-	-

## BATTING RECORD

YEAR	AVG	AB	R	H	2B	3B	HR	RBI	BB	SO	SB	CS
1997 Totals	-	-	-	-	-	-	-	-	-	-	-	-
1998 Totals	-	-	-	-	-	-	-	-	-	-	-	-
Career Totals	-	-	-	-	-	-	-	-	-	-	-	-
Post Season Totals	-	-	-	-	-	-	-	-	-	-	-	-

## FIELDING

P	PCT	G	PO	A	E	DP
1992	1.000	8	0	2	0	1
1993	1.000	23	2	3	0	0
1994	.875	32	1	6	1	0
1995	1.000	7	0	5	0	0
1996	.905	21	9	10	2	0
Career	.927	91	12	26	3	1

# LIFETIME BY BALLPARK

## DOUG LINTON

	ERA	W	L	S	G	IP	H	ER	HR
Edison International Field	4.94	2	0	0	10	23.2	26	13	4
Fenway Park	8.64	0	1	0	3	8.1	8	8	0
Comiskey Park	6.75	1	1	0	3	14.2	17	11	3
Jacobs Field	18.00	0	1	0	1	5.0	8	10	3
Tiger Stadium	2.76	2	1	0	5	16.1	14	5	3
Ewing M. Kauffman Stadium	4.88	3	5	0	16	66.1	68	36	8
Hubert H. Humphrey Metrodome	2.84	1	0	0	2	6.1	6	2	0
Yankee Stadium	67.57	0	0	0	1	0.2	4	5	3
Oakland-Alameda County Coliseum	2.25	0	0	0	3	4.0	5	1	0
The Kingdome	9.00	0	2	0	3	10.0	15	10	2
Skydome	6.75	1	1	0	8	22.2	24	17	1
<b>NATIONAL LEAGUE</b>									
Pro Player Stadium	2.45	1	0	0	2	7.1	7	2	0
Olympic Stadium	0.00	1	0	0	1	2.0	1	0	0
Shea Stadium	3.97	6	1	0	14	22.2	35	10	2
Veterans Stadium	4.15	0	1	0	4	4.1	8	2	0

## DARNELL McDONALD

OUTFIELDER—#64: SPRING TRAINING INVITEE

Born: November 17, 1978

Opening Day Age: 20

Height: 5'11"

Weight: 201

Bats: R

Throws: R

Birthplace/Residence: Born in Fort Collins, CO...Resides in Glendale, CO

Contract Status: Signed through 1999

M.L. Service: None

Acquired: Orioles 1st round selection in 1997 First Year Player Draft (26th overall)



## 1998

- Spent most of the season at Class A Delmarva of the South Atlantic League...After the Shorebirds were eliminated in the playoffs, McDonald was promoted to Class A Frederick for 4 games in September.
- Named as the Orioles 4<sup>th</sup> Best Prospect by *Baseball America* and received honorable mention on Howe SportsData's All-Teen Team.
- He led the club with 528 at-bats and 87 runs scored...Darnell was 2<sup>nd</sup> on the Shorebirds with 35 stolen bases, trailing Luis Matos' 42.
- Tied a Delmarva club record with a 14-game hitting streak, June 20-July 3...During the month of June he batted .330 (33-100), with 11 stolen bases and 20 runs scored...His safely in 15 of his last 16 games with the Shorebirds.

## PRO CAREER

1997: After being drafted by the Orioles in the first round of the draft in June, Darnell signed with Baltimore on 8/8 to a 1998 contract...Due to his late signing, 1998 was Darnell's first professional season...He did, however, participate in the Orioles Florida Instructional League.

## PERSONAL/MISCELLANEOUS

Single...Was rated as the top high school position player in the '97 draft by *Baseball America*...Slipped to bottom of first round after stating his intention to attend the University of Texas on a football and baseball scholarship...Signed by Orioles scouts John Green and Logan White...Led Cherry Creek HS in Englewood, CO, to three state baseball and three state football titles...As a senior, batted .606 with 10 home runs in 66 at bats...Hit .581 with 15 HR as a junior...Rushed for more than 6,000 yards as a tailback in high school...His brother, Donzell II, was drafted 22nd by the Yankees in 1995 and is in their farm system, reaching the AA level in '98...His father, Donzell Sr., played in the Pittsburgh organization...Two uncles also played pro sports, Ben in the NBA with Golden State and James in the NFL with the Los Angeles Rams.

YEAR	CLUB	AVG	G	AB	R	H	2B	3B	HR	RBI	BB	SO	SB	CS
1998	Delmarva-1	.261	134	528	87	138	24	5	6	44	33	117	35	11
	Frederick	.222	4	18	3	4	2	0	1	2	3	6	2	0
	Minor Lg. Totals	.260	138	546	90	142	26	5	7	46	36	123	37	11
	BALTIMORE Totals	-	-	-	-	-	-	-	-	-	-	-	-	-
	American League	-	-	-	-	-	-	-	-	-	-	-	-	-
	National League	-	-	-	-	-	-	-	-	-	-	-	-	-
	ML Totals	-	-	-	-	-	-	-	-	-	-	-	-	-

1-Selected by the Orioles in 1st round of 1997 First Year Player Draft (26th overall)

## CARLOS MEDINA

LHP—#77: SPRING TRAINING INVITEE

Born: May 16, 1977

Opening Day Age: 21

Height: 6'3"

Weight: 200

Bats: L

Throws: L

Birthplace/Residence: Born and resides in La Vega, Dominican Republic

Contract Status: Signed through 1999

M.L. Service: None

Acquired: March 25, 1998; signed by the Orioles as a minor league free agent



## 1998

- Spent most of the season at Class A Delmarva in the South Atlantic League...After the Shorebirds were eliminated in the playoffs, Carlos was promoted to AA Bowie on September 3 and made one start, winning the Baysox season finale.
- On July 27 vs. Columbia he struck out 15 batters in 7.0 innings, including 9 in a row...The 9 straight Ks marked the most consecutive strikeouts in the minor leagues last year.
- In two starts, July 27 & August 2, Carlos tossed 14.0 innings and went 1-1 with a 1.92 ERA and 27 strikeouts...In 11 starts for Delmarva he was 2-4 with a 3.43 ERA in 63.0 innings.

## PRO CAREER

1997: Was suspended by the Florida Marlins for the '97 season as part of a disciplinary action taken against him for violating team rules...Was released on 6/20.

1996: Appeared in only 4 games, 1 start, for the Gulf Coast League Marlins...Walked just one and struck out nine in 9.2 innings...On 7/19 he was suspended by the Marlins for the remainder of the season.

1995: Pitched in the Dominican Summer League and compiled a 2.18 ERA in 12 games, 11 starts.

1994: Began his professional career in the Dominican Summer League...Had a 2.83 ERA in 12 appearances, 7 starts.

## PERSONAL/MISCELLANEOUS

Married...Wife's name is Marilyn...Two Children: Duran and Necimiento...Attended Federico Garcia Godoy High School...Originally signed by Jesus Alou of the Marlins.

YEAR	CLUB	W	L	ERA	G	GS	CG	SHO	SV	IP	H	R	ER	HR	BB	SO
1994																
1995																
1996	Gulf Coast	0	1	3.72	4	1	0	0	0	9.2	16	7	4	0	1	9
1997																
1998	Delmarva-2	4	6	3.79	22	11	0	0	0	80.2	70	41	34	7	39	85
	Bowie	1	0	0.00	1	1	0	0	0	5.0	1	0	0	0	0	6
	Minor Lg. Totals	5	7	3.59	27	13	0	0	0	95.1	87	48	38	7	40	100
	BALTIMORE Totals	-	-	-	-	-	-	-	-	-	-	-	-	-	-	-
	American League	-	-	-	-	-	-	-	-	-	-	-	-	-	-	-
	National League	-	-	-	-	-	-	-	-	-	-	-	-	-	-	-
	ML Totals	-	-	-	-	-	-	-	-	-	-	-	-	-	-	-


1-Signed by the Florida Marlins as a non-drafted free agent on December 26, 1993  
2-Signed by the Baltimore Orioles as a minor league free agent on March 25, 1998



## RYAN DALE MINOR

THIRD BASEMAN—#10

**Born:** January 5, 1974  
**1999 Opening Day Age:** 25  
**Height:** 6'7" **Weight:** 245  
**Bats:** R **Throws:** R  
**Birthplace/Residence:** Born in Canton, OH...  
 Resides in Edmond, OK  
**Contract Status:** Signed through 1999  
**M.L. Service:** 16 days  
**Acquired:** Orioles 33rd round selection in the 1996  
 First Year Player Draft (Lane Decker)



### GAME HIGHS, STREAKS & SLAMS

**HITS:** 2, September 27, 1998 at Boston... **RUNS:** 2, September 27, 1998 at Boston

### 1998

- Spent the entire minor league season at AA Bowie... He was 2<sup>nd</sup> on the Baysox with 17 HR and 71 RBI... He batted just .170 with 2 HR and 4 RBI through his first 24 games, however, he rebounded to hit .266 with 15 HR and 67 RBI over his final 114 games.
- In the *Baseball America* "Tools of the Trade" poll, Ryan was named as the Best Defensive Third Baseman and as having the Best Infield Arm in the Eastern League.
- His contract was purchased from AA Bowie on September 11 after he received medical clearance to play with an injured wrist.
- Made his major league debut on September 13 vs. Anaheim and collected a pinch-hit single in his first big league at-bat off Allen Watson.
- On September 20 vs. the New York Yankees, Ryan started at third base the night that Cal Ripken ended his consecutive games streak at 2,632, going 1-for-4.
- His first major league start came at first base on September 18 and he went 1-for-3 and he collected his first ML RBI on September 23 at Toronto with an 8<sup>th</sup> inning single.
- His only multi-hit game with the Orioles came on the final day of the season, September 27 at Boston... He entered the game at third base in the second inning and went 2-for-4 with a 2B.
- Following the season he played in the Arizona Fall League for the Grand Canyon Rafters.

### PRO CAREER

**1997:** Spent the year at Class A Delmarva where he led the Shorebirds to the South Atlantic League championship... He was named the league's Most Outstanding Major League Prospect as he batted .307 with 24 HR and 97 RBI... Winner of the Brooks Robinson Minor League Player of the Year award given annually to the Orioles top minor league position player... Ryan was selected to play in the South Atlantic League All-Star Game and was named to the league's end of season All-Star squad... Was honored as SAL "Player of the Month" for June... During the month he batted .333 (32-96) with 9 HR and 28 RBI.

**1996:** Spent the season at Bluefield, the Orioles entry in the Rookie Appalachian League... Joined Bluefield two weeks into the season... Struggled initially, batting .159 (7-44) after 13 games... Heated up later and batted .385 (15-39) 8/15-27 to reach a season best .265 average on the next to last day of the regular season... Batted .333 (4-12) with 2 HR and 2 RBI in the Orioles 3-game League Championship victory over the Kingsport Mets... Played 22 games at third base and three games at shortstop... At 6'7", he is three inches taller than the tallest regular shortstop in major league history, Cal Ripken, Jr... On 1/29, Ryan left his Continental Basketball Association team, the Oklahoma City Calvary, and committed to baseball full-time for at least two years.

### COLLEGIATE CAREER

Played four varsity seasons of basketball and baseball at the University of Oklahoma... Helped his team to the NCAA baseball championship in 1993-94, his sophomore year, and was named to the Tournament Regional and All-College World Series Teams that season... In hoops as a junior (1994-95), Ryan was the landslide winner of the Big Eight "Player of the Year" award... Tabbed MVP of the NCAA Regional Tournament... That season he shot 48.6% from the field, 39.2% from three-point range, 82.2% from the line and led the club with 70 steals... As a junior he was a 1st Team All-America choice by A.P., *Inside Sports*, *Street & Smith's*, *The Sporting News* and *College Sports*... Both *College Sports* and *Basketball Weekly* chose him as the best small forward in the nation.

During his senior year his scoring average dipped to 21.3 ppg, but he still finished second in the Big Eight "Player of the Year" voting and was named 3rd Team All-American by UPI and *Basketball Times*... Finished his college career 2nd at Oklahoma in career three-point field goals (170) and 6th in total points (1,946).

### PROFESSIONAL CAREER

Was drafted in the 2nd round of the NBA Draft (32nd overall) by the Philadelphia 76ers in 1996... Was cut by Philly and spent the season with the Oklahoma City Calvary of the CBA... Played a reserve role when he first joined the Calvary, but started his last 12 games and during that stint he averaged 37.3 minutes, 12.4 points and 5.4 rebounds while shooting 54% from the field.

### PERSONAL/MISCELLANEOUS

Single... Originally signed by Orioles scout Lane Decker... Graduated from Hammann (OK) High School... While there he played basketball and baseball... As a senior he was selected by *USA Today* as one of the top 25 high school baseball players in the country... Was drafted by the Orioles in the 15th round of the 1992 Amateur Draft but chose to attend the University of Oklahoma instead... Was the Oklahoma High School basketball player of the year as a senior... Earned All-State honors in both sports... His twin brother, Damon, played first base on the 1994 University of Oklahoma team that won the College World Series... Damon is now playing in the San Francisco Giants organization... Hobbies include going to the movies and reading novels... Nickname is "Ryno"... Returned to Baltimore the last two off-seasons to take part in the Orioles FanFest.

YEAR	CLUB	AVG	G	AB	R	H	2B	3B	HR	RBI	BB	SO	SB	CS
1996	Bluefield-1	.253	25	87	14	22	6	0	4	9	7	32	1	0
1997	Delmarva	.307	134	488	83	150	42	1	24	97	51	102	7	3
1998	Bowie	.250	138	521	73	130	20	3	17	71	34	152	2	3
	BALTIMORE	.429	9	14	3	6	1	0	0	1	0	3	0	0
	Minor Lg. Totals	.276	297	1096	170	302	68	4	45	177	92	286	10	6
	BALTIMORE Totals	.429	9	14	3	6	1	0	0	1	0	3	0	0
	American League	.429	9	14	3	6	1	0	0	1	0	3	0	0
	National League	-	-	-	-	-	-	-	-	-	-	-	-	-
	ML Totals	.429	9	14	3	6	1	0	0	1	0	3	0	0

1-Selected by the Orioles in 33rd round of June 1996 First Year Player Draft

### ALL IN THE FAMILY

Five families have each provided two players to the Orioles, including two sets of brothers and three father-son combinations. In addition to the Ripken brothers, catcher Dick Brown ('83-'85) and his brother Larry ('73), an infielder, also played for the O's. Father-son duos to play for the O's are third baseman Bob Kennedy ('54-'55) and his son, catcher Terry ('87-'88); outfielders Don Buford ('68-'72) and his son Damon ('93-'95); and pitchers John O'Donoghue Sr. ('68) and John Jr. ('93).

	1998 SEASON					LIFETIME				
	AVG	AB	H	HR	RBI	AVG	AB	H	HR	RBI
Total	.429	14	6	0	1	.429	14	6	0	1
Home	.375	8	3	0	0	.375	8	3	0	0
Away	.500	6	3	0	1	.500	6	3	0	1
Ana	1.000	1	1	0	0	1.000	1	1	0	0
Bal	-	-	-	-	-	-	-	-	-	-
Bos	.400	5	2	0	0	.400	5	2	0	0
Cws	-	-	-	-	-	-	-	-	-	-
Cle	-	-	-	-	-	-	-	-	-	-
Det	-	-	-	-	-	-	-	-	-	-
KC	-	-	-	-	-	-	-	-	-	-
Min	-	-	-	-	-	-	-	-	-	-
NYN	.286	7	2	0	0	.286	7	2	0	0
Oak	-	-	-	-	-	-	-	-	-	-
Sea	-	-	-	-	-	-	-	-	-	-
Tam	-	-	-	-	-	-	-	-	-	-
Tex	-	-	-	-	-	-	-	-	-	-
Tor	1.000	1	1	0	1	1.000	1	1	0	1
PRE ASG	-	-	-	-	-	-	-	-	-	-
POST ASG	.429	14	6	0	1	.429	14	6	0	1
vs. Left	.500	6	3	0	0	.500	6	3	0	0
vs. Right	.375	8	3	0	1	.375	8	3	0	1
as DH	1.000	1	1	0	0	1.000	1	1	0	0
as PH	1.000	1	1	0	0	1.000	1	1	0	0
Mar/Apr	-	-	-	-	-	-	-	-	-	-
May	-	-	-	-	-	-	-	-	-	-
June	-	-	-	-	-	-	-	-	-	-
July	-	-	-	-	-	-	-	-	-	-
August	-	-	-	-	-	-	-	-	-	-
Sept/Oct	.429	14	6	0	1	.429	14	6	0	1
All	-	-	-	-	-	-	-	-	-	-
Fla	-	-	-	-	-	-	-	-	-	-
Mon	-	-	-	-	-	-	-	-	-	-
NY	-	-	-	-	-	-	-	-	-	-
Phi	-	-	-	-	-	-	-	-	-	-

#### FIELDING

3B	PCT	G	PO	A	E	DP
1998	.833	6	1	4	1	0
Career	.833	6	1	4	1	0

#### LIFETIME BY BALLPARK

RYAN MINOR	AVG	AB	H	HR	RBI
Oriole Park at Camden Yards	.375	8	3	0	0
Fenway Park	.400	5	2	0	0
Skydome	1.000	1	1	0	1

### CRUZ GABRIEL (GABE) MOLINA

RHP—#79

**Born:** May 3, 1975

**Opening Day Age:** 23

**Height:** 5'11" **Weight:** 202


**Bats:** R **Throws:** R

**Birthplace/Residence:** Born and resides in Denver, CO

**Contract Status:** Signed through 1999

**M.L. Service:** None

**Acquired:** Orioles 21<sup>st</sup> round selection in 1996 First Year Player Draft



#### 1998

- Spent the season at AA Bowie...Set a club record and finished 3<sup>rd</sup> in the Eastern League and in AA ball with 24 saves...Recipient of The Palmer Prize, presented annually to the organization's minor league "Pitcher of the Year".
- Was scored upon in only one of his final 15 appearances, posting a 1.00 ERA and he recorded a win and 11 saves over that stretch...Allowed only 5 HR all season.
- Gabe recorded at least one strikeout in 38 of his 47 outings and he averaged 10.95 Ks per 9 innings pitched, 2<sup>nd</sup> in the E.L. and 3<sup>rd</sup> among AA relievers...He held opponents to a .214 average and left-handed hitters batted only .198 against him.
- Following the season he pitched for Grand Canyon in the Arizona Fall League.

#### PRO CAREER

1997: Held opponents to .183 average (59-322)...From May through July, pitched in 26 games and had a 1.38 ERA (58.2 IP, 32 H, 9 ER)...Had a 1.68 ERA at Perdue Stadium, the Shorebirds' home ballpark (48.1 IP, 9 ER)...Pitched 9 straight scoreless innings, 6/5-27...Went 2-1 with a 4.45 ERA in 16 games for Perth in the Australian Baseball League following season.

1996: Led Bluefield and tied for 4th in Appalachian League with 7 saves and 19 games finished...Was 4th in league with 29 relief points...Earned save in 3 straight outings, 7/22, 7/23 & 7/28...Did not allow an earned run in his last 5 games (7.0 IP)...Combined with Amerigo Peguero and Scott Eibey to throw no-hitter vs. Elizabethton, 3-0, on 7/17, working final 1/3 inning for save.

#### PERSONAL/MISCELLANEOUS

Single...Attended Arizona State University, where he was named All-Region and All-PAC 10 as a freshman and sophomore...Played football, baseball and basketball at John F. Kennedy HS in Denver, graduating in 1993...Enjoys golf...Originally signed by Orioles scout John Green.

YEAR	CLUB	W	L	ERA	G	GS	CG	SHO	SV	IP	H	R	ER	HR	BB	SO
1996	Bluefield-1	4	0	3.60	23	0	0	0	7	30.0	29	12	12	1	13	33
1997	Delmarva	8	6	2.18	46	0	0	0	7	91.0	59	24	22	3	32	119
1998	Bowie	3	2	3.36	47	0	0	0	24	61.2	48	24	23	5	27	75
Minor Lg. Totals		15	8	2.81	116	0	0	0	38	182.2	136	60	57	9	72	227
BALTIMORE Totals		-	-	-	-	-	-	-	-	-	-	-	-	-	-	-
American League		-	-	-	-	-	-	-	-	-	-	-	-	-	-	-
National League		-	-	-	-	-	-	-	-	-	-	-	-	-	-	-
ML Totals		-	-	-	-	-	-	-	-	-	-	-	-	-	-	-

1-Selected by Orioles in 21<sup>st</sup> round of 1996 First Year Player Draft

### JULIO CESAR MORENO

RHP—#90

**Born:** October 23, 1975

**Opening Day Age:** 23

**Height:** 6'1" **Weight:** 180


**Bats:** R **Throws:** R

**Birthplace/Residence:** Born in San Pedro de Macoris, DR...Resides in Los Llano, DR

**Contract Status:** Signed through 1999

**M.L. Service:** None

**Acquired:** January 15, 1993; signed as a non-drafted free agent by the Orioles



#### 1998

- Did not pitch at all in 1998...Suffered a sprained right elbow while lifting weights in spring training...Underwent rehabilitation program in Sarasota, FL at the Orioles Instructional League...Continued on a program to strengthen the elbow throughout the off-season.

#### PRO CAREER

1997: Spent the season at AA Bowie...Entering the season he was ranked as the Orioles 5th Best Prospect by *Baseball America*...Was promoted to AAA Rochester for the post-season...Was on the disabled list from 4/24-5/6 with a pulled rib cage muscle...Through 6/4, Julio was 5-1 with a 2.12 ERA...His only loss to that point was 3-2 to Norwich on 5/23 when Dwight Gooden pitched for Norwich on a rehab assignment...In his final nine starts of the year he was 1-2 with a 4.56 ERA from 7/20-9/1...His lone win came in the form of an 11-0 shutout victory over Binghamton on 8/10...Was named Baysox "Pitcher of the Month" for May when he went 4-1 with a 2.73 ERA...Won consecutive relief outings, 5/6 & 5/9 for his first two wins of the season...During the year, 17 baserunners attempted to steal with Julio on the mound and 11 were thrown out (64.7%).

1996: Pitched at Frederick in the Carolina League at the age of 20 and led the Orioles minor league system with 147 strikeouts, ranking 2nd in the league...His 3.50 ERA was 3rd best among Orioles farmhands (92.0 or more IP) and he



was tied for 3rd in the system with 9 wins...Julio was among the Carolina League leaders in ERA (5th, 3.50), Starts (T4th, 26), Innings Pitched (5th, 162.0) and Strikeouts...Moreno was 2nd among Carolina League starters in Strikeouts Per 9IP (8.22) and Fewest Walks Per 9IP (1.35)...Was Frederick's "Pitcher of the Month" in May when he went 4-2 with a 3.60 ERA, including 40 strikeouts in 35.0 innings...Struck out a season-high 12 batters in 7.1 innings vs. Prince William on 8/9...On the year he struck out seven or more batters eight times...Following the season he pitched for Estrellas in the Dominican Winter League.

1995: Pitched a 1-hit shutout on 7/8, beating GCL Pirates 5-0 in league's only 1-hitter...Was named GCL "Pitcher of the Week", 7/3-9...In two outings, went 14 IP, allowing 6 H, 1 ER, 2 BB, 13 K for a 0.64 ERA...Struck out 10 batters in 8.2 innings on 6/29 vs. GCL White Sox...Held opposing hitters to a .142 batting average in GCL...Walked only 7 batters in 34 innings...Moved up to Class A Bluefield and made 8 starts and 1 relief appearance...Appalachian League hitters batted .308 against him...Walked 12 in 49.1 innings at Bluefield...Overall, was 7-5 with a 3.13 ERA (83.1 IP, 78 H, 29 ER, 19 BB and 65 K).

1994: Appeared in 4 games with Gulf Coast O's, all in 11-day period, 8/18-28...Pitched in the Dominican Summer League program before coming to the Gulf Coast League.

1993: Played with the San Pedro de Macoris Orioles (Dominican Summer League).

### PERSONAL/MISCELLANEOUS

Single...Originally signed by Orioles' Carlos Bernhardt...Enjoys fishing in his spare time...The Orioles were his favorite team as a child.

YEAR	CLUB	W	L	ERA	G	GS	CG	SHO	SV	IP	H	R	ER	HR	BB	SO
1993																
1994																
	Gulf Coast	0	2	11.88	4	2	0	0	0	8.1	14	14	11	2	1	6
	Bluefield	4	3	4.20	9	8	0	0	0	49.1	61	31	23	3	12	36
1995	Gulf Coast	3	2	1.59	5	5	1	1	0	34.0	17	9	6	0	7	29
1996	Frederick	9	10	3.50	28	26	0	0	1	162.0	167	80	63	14	38	147
1997	Bowie	9	6	3.83	27	25	1	0	0	138.2	141	76	59	20	64	106
1998																
	Minor Lg. Totals	25	23	3.72	73	66	2	1	1	392.1	400	210	162	39	122	324
	BALTIMORE Totals	-	-	-	-	-	-	-	-	-	-	-	-	-	-	-
	American League	-	-	-	-	-	-	-	-	-	-	-	-	-	-	-
	National League	-	-	-	-	-	-	-	-	-	-	-	-	-	-	-
	ML Totals	-	-	-	-	-	-	-	-	-	-	-	-	-	-	-

1-Signed by Baltimore as a non-drafted free agent on January 15, 1993

### LYLE JOSEPH MOUTON

OUTFIELDER-#32

Born: May 13, 1969

1999 Opening Day Age: 30

Height: 6'4" Weight: 230


Bats: R Throws: R

Birthplace/Residence: Born in Lafayette, LA...Resides in Westfield, MA

Contract Status: Signed through 1999

M.L. Service: 2 years, 126 days

Acquired: July 2, 1998; signed by the Orioles to AAA contract



### GAME HIGHS, STREAKS & SLAMS

HITS: 4, August 31, 1995 vs. Detroit...RUNS: 3, three times, most recently May 8, 1997 vs. Oakland...DOUBLES: 2, twice, most recently September 4, 1995 at Texas...TRIPLES: 1, May 22, 1996 vs. Toronto...HR: 1, 19 times, most recently September 27, 1998 at Boston...RBI: 4, twice, most recently September 27, 1998 at Boston...SB: 1, eight times, most recently July 6, 1997 vs. Boston...HITTING STREAK: 14 games, July 24-August 14, 1996...GRAND SLAMS: None

### 1998

\* Began the year with the Yakult Swallows in Japan...After returning to the United States, the Orioles signed Mouton to a minor league contract on July 2 and he reported to AAA Rochester.

\* Was batting .353 with 17 RBI in 18 games when his contract was purchased by the Orioles on July 23 after Joe Carter was traded to San Francisco...On July 25 vs. Seattle, he singled in his first at-bat as an Oriole and had an outfield assist...He appeared in five games, going 2-for-10, before being optioned back to Rochester on August 4.

\* Recalled by the Orioles again on September 1...On September 4 at Seattle he had a 2B, HR and 3 RBI, his first of each with the Orioles.

\* On the final day of the season, September 27 at Boston, Mouton went 2-for-5 with a HR and he matched his career-high with 4 RBI.

### PRO CAREER

1997: Set career highs for games played (88), at bats (242), runs (26), stolen bases (4), and hits (65)...Four of his five HR came at Comiskey Park...Suffered a right facial fracture in an outfield collision with teammate Dave Martinez on 5/11 vs Oakland...Underwent surgery to insert a plate beneath his right eye and was on the 15-day disabled list from 5/12-28 (including a 3-game rehab assignment to AA Birmingham from 5/24-27)...Was hitting .333 (22-66) with 2 HR and 8 RBI in 22 games when injured...Made 53 starts in RF, 5 in LF, and 5 as the DH...Hit in 9 straight games from 5/8-6/3 (.412, 14-34)...Went 4-11 (.364) with a .727 slugging percentage in the Cubs series, 6/16-18...Was a .303 hitter (63-208) on grass, but only .059 (2-34) on turf...Was hitting .286 (46-161) with 4 HR and 20 RBI at the All-Star Break...Had season-high 3H three times (4/23 at Baltimore, 4/25 at New York and 5/29 at Boston)...Game on 5/29 at Boston was his first since returning from the disabled list.

1996: Accounted for two White Sox wins in the club's last at bat...Belted a game-winning, 3-run HR in the 11th inning on 4/11 vs Texas...Drove in the game-winning runs with an 11th-inning triple on 5/22 vs Toronto...Hit .349 (23-66) with 24 RBI June through August...His 53 starts included 22 at DH, 19 in RF and 12 in LF...Hit .333 (26-78) in day games and .311 (57-183) on grass...Had hits in eight consecutive at bats from 6/2-8, two short of the club record...White Sox were 16-12 in games in which he drove in a run and 12-7 during his starts in RF...Collected his 1st ML triple during a 3-5, 2 RBI performance on 5/22 vs Toronto...Hit .371 (13-35) with 16 RBI when batting with runners in scoring position and two outs...Career high, 14 game hitting streak ended on 8/16 (Game 1 of double header) at Milwaukee...Hit .370 (20-54) with 12 RBI during the streak...Batting average was above .300 from 6/8-30 and 8/9-18...Average reached high of .326 on 6/20...Was the American League leader in batting average with a 3-1 count (1,000, 5-5)...Hit .341 (28-82) with four HR and 21 RBI vs playoff teams, including .462 (12-26) vs Texas.

1995: Hit .313 (51-163) with four HR and 25 RBI in 51 games after the All-Star break to finish at .302...Club went 26-19 in his starts after the All-Star break...21 of 54 hits went for extra bases (16 doubles, 5HR, 38.9%)...Drove in 14 runs in 26 games during September/October...Set a career high with four RBI on 9/8 at Oakland...Had a career high four hits on 8/31 vs Detroit...Season-long 10-game hitting streak (.541, 20-37) ended on 9/7 at Texas...Sox went 9-1 during his streak as he drove in seven runs and posted a .703 slugging percentage...Batting average was above .300 for the season's final 32 days and reached .369 on 9/5 at Texas...Started 33 of the team's final 37 games (26 in RF, 7 in LF)...Made his major league debut on 6/7 vs Toronto...Collected first career hit on 6/9 at Texas and 1st HR on 6/14 at Oakland (pinch hit)...Hit .444 (8-18) with a 3-2 count, the second best mark in the majors...Was 3-4 with a HR and 3 RBI as a pinch hitter...Was recalled from AAA Nashville for the 2nd time on 7/20.

1994: Split the season between AA Albany-Colonie and AAA Columbus, batting .310 (148-478) with 16 HR and 74 RBI in 133 games...Led Yankee minor league players with 37 doubles, and ranked among their organizational leaders in batting (2nd), 3rd in hits (148), 16th in games (133), 7th in RBI (74) and 18th in HR...His 16 HR matched a career high set in 1993...Collected 59 extra-base hits (37 doubles, 6 triples, 16 HR), 39.9 % of his total hits...Was selected to the AA All-Star Game...Batted .314 (64-204) after promotion to AAA on 7/3...Hit 1st AAA HR on 7/5 vs Ottawa, a 420-foot shot that hit the transformer building in center field...Collected five hits on 8/28 at Richmond. 1993: Ranked 3rd in the Eastern League in games (135) at Albany-Colonie and was 2nd in strikeouts (125)...Established career highs with 22 doubles and 16 HR...Tied for the team lead in games and homers and ranked 3rd in runs (74) and RBI (76)...Posted a 16-game hitting streak (.349, 22-63)...Played with the Scottsdale Scorpions of the Arizona Fall League following the season.

1992: Spent season at A Prince William and Albany...Began season on Prince William disabled list with a sprained right thumb...Was activated on 5/2 and had 9 RBI in his first four games...Recorded at least one RBI in eight consecutive games from 5/16-23...Was named Carolina League and Howe Sportsdata Player of the Week for 5/17-23 after hitting .500 with 12 RBI in seven games.  
1991: After being selected in the 5th round of the draft, appeared in 70 games at A Oneonta...Batted .309 with 53 runs scored and was named to the New York-Penn League All-Star team...Ranked 7th in the league batting race.

#### PERSONAL/MISCELLANEOUS

Married to the former Aimee Churchill...Two children: Alexis Leigh (3/21/96) and Kayla Lynn (6/17/97)...Originally signed by scout Joe Robinson...Attended Louisiana State University where he played baseball and basketball...Was on the basketball team for his freshman and sophomore years (was a teammate of Mahmoud Abdul-Rauf, formerly Chris Jackson, of the NBA)...Was named to the College World Series All-Tournament Team in 1990 as a senior...Played with White Sox pitcher, Mike Sirota on the National Championship Louisiana State team in 1991, the first title-winner in school history...Was named to the CWS All-Tournament Team, Second Team All-SEC and Third Team All American by *Collegiate Baseball* in his senior season...Was named designated hitter on the All-CWS Team of the 1990's by the NCAA...Attended St. Thomas Moore High School in Lafayette, LA...Distant cousin of San Diego's James Mouton.

YEAR CLUB	AVG	G	AB	R	H	2B	3B	HR	RBI	BB	SO	SB	CS
1991 Oneonta-1	.309	70	272	53	84	11	2	7	41	31	39	14	8
1992 Prince William	.265	50	189	28	50	14	1	6	34	17	42	4	2
Albany	.215	64	214	25	46	12	2	2	27	24	55	1	1
1993 Albany	.255	135	491	74	125	22	3	16	76	50	125	19	13
1994 Albany-Colonie	.307	74	274	42	84	23	1	12	42	27	62	7	6
Columbus-2	.314	59	204	26	64	14	5	4	32	14	45	5	1
1995 Nashville	.296	71	267	40	79	17	0	8	41	23	58	10	4
WHITE SOX	.302	58	179	23	54	16	0	5	27	19	46	1	0
1996 WHITE SOX	.294	87	214	25	63	8	1	7	39	22	50	3	0
1997 WHITE SOX	.269	88	242	26	65	9	0	5	23	14	66	4	4
Birmingham-3	.182	3	11	1	2	0	0	1	1	1	4	0	0
1998 Yakult Swallows	.241	30	97	7	21	8	0	3	12	9	27	0	1
Rochester-4	.321	37	137	23	44	9	2	7	32	13	31	1	1
BALTIMORE	.308	18	39	5	12	2	0	2	7	4	8	0	0
Minor Lg. Totals	.281	563	2059	312	578	122	16	63	326	200	471	61	36
BALTIMORE Totals	.308	18	39	5	12	2	0	2	7	4	8	0	0
American League	.288	251	674	79	194	35	1	19	96	59	170	8	4
National League	-	-	-	-	-	-	-	-	-	-	-	-	-
ML Totals	.288	251	674	79	194	35	1	19	96	59	170	8	4

1-Selected by New York Yankees in the 5th round of the 1991 June First Year Player Draft  
2-Traded to the Chicago White Sox with Keith Heberling for Jack McDowell on April 22, 1995--trade originally made on December 14, 1994  
3-Purchased by Yakult Swallows of the Japan Central League on November 21, 1997  
4-Signed by the Orioles on July 2, 1998

	1998 SEASON				LIFETIME			
	AVG	AB	H	HR	AVG	AB	H	HR
Total	.308	39	12	2	.288	674	194	19
Home	.278	18	5	0	.298	326	97	12
Away	.333	21	7	2	.279	348	97	7
Ana	.333	3	1	0	.246	69	17	0
Bal	-	-	-	-	.404	52	21	3
Bos	.400	10	4	1	.500	38	19	1
Cws	.333	3	1	0	.333	3	1	0
Cle	-	-	-	-	.167	30	5	1
Det	.000	1	0	0	.400	35	14	1
KC	.333	3	1	0	.173	52	9	0
Min	-	-	-	-	.118	51	6	1
NYN	.333	3	1	0	.321	53	17	0
Oak	-	-	-	-	.277	47	13	3
Sea	.250	16	4	1	.213	61	13	3
Tam	-	-	-	-	-	-	-	-
Tex	-	-	-	-	.424	66	28	11
Tor	-	-	-	-	.283	46	13	1
PRE ASG	-	-	-	-	.284	285	81	9
POST ASG	.308	39	12	2	.290	389	113	10
vs. Left	.333	27	9	2	.294	330	97	9
vs. Right	.250	12	3	0	.282	344	97	10
as DH	-	-	-	-	.288	111	32	3
as PH	.000	1	0	0	.194	36	7	1
Mar/Apr	-	-	-	-	.284	67	19	2
May	-	-	-	-	.320	75	24	2
June	-	-	-	-	.271	129	35	5
July	.125	8	1	0	.282	103	29	2
August	.500	2	1	0	.308	146	45	2
Sept/Oct	.345	29	10	2	.273	154	42	6

All	-	-	-	-	-	-	-	-	-	-	-	-	-
Fla	-	-	-	-	-	-	-	-	-	-	-	-	-
Mon	-	-	-	-	-	-	-	-	-	-	-	-	-
NY	-	-	-	-	-	-	-	-	-	-	-	-	-
Phi	-	-	-	-	-	-	-	-	-	-	-	-	-

FIELDING									
OF	PCT	G	PO	A	E	DP			
1995	.990	59	93	5	1	1			
1996	.970	50	64	1	2	0			
1997	.969	71	126	1	4	0			
1998	1.000	18	19	1	0	0			
Career	.978	198	302	8	7	1			

#### LIFETIME BY BALLPARK

LYLE MOUTON	AVG	AB	H	HR	RBI
Edison International Field	.235	34	8	0	1
Oriole Park at Camden Yards	.395	43	17	2	5
Fenway Park	.545	22	12	1	10
Comiskey Park	.299	308	92	12	45
Jacobs Field	.091	11	1	0	0
Tiger Stadium	.250	12	3	0	1
Ewing M. Kauffman Stadium	.161	31	5	0	1
Hubert H. Humphrey Metrodome	.161	31	5	1	6
Yankee Stadium	.333	27	9	0	4
Oakland-Alameda County Coliseum	.211	19	4	1	6
The Kingdome	.212	33	7	1	6
The Ballpark in Arlington	.476	42	20	0	7
Skydome	.174	23	4	0	1

### MICHAEL (MIKE) FRANCIS MURPHY

OUTFIELDER—#73: SPRING TRAINING INVITEE

Born: January 23, 1972

Opening Day Age: 27

Height: 6'1"

Weight: 201

Bats: R

Throws: R

Birthplace/Residence: Born in Murray, UT...

Resides in Martinez, CA

Contract Status: Signed through 1999

M.L. Service: None

Acquired: August 28, 1998; from the Texas Rangers in exchange for pitcher Jim Converse



#### 1998

• Began the season with Charlotte, the Texas Rangers entry in the Florida State League...After going 2-for-7 he was promoted to AAA Oklahoma City in the Pacific Coast League...After two weeks he was sent to AA Tulsa where he spent the bulk of the year.

• From May 17 to June 4, Mike hit safely in 9 of 10 games, going 12-for-40 (.300) with 2 HR and 6 RS... During the month of May he hit .301 (25-83).

• On August 2 he was promoted back to AAA Oklahoma City...On August 28 he was traded to the Orioles and assigned to AAA Rochester.

• Made his Rochester debut on August 30 at Syracuse...His first home run as a Red Wing came in his final game, September 7 vs. Ottawa...In 8 games for Rochester he batted .379 (11-29).

#### PRO CAREER

1997: Combined to bat .301 in 119 games between AA Tulsa and AAA Oklahoma City in the Texas chain...Was American Association "Player of the Week", 6/22-28, when he batted .476 (10-21).

1996: Signed with Texas and hit .307 and scored 95 runs in 121 games between A Charlotte and AA Tulsa...Was leading Florida State League with 118 hits and was 2nd in batting (.332) at time of promotion to AA Tulsa (7/19) and won league batting title.

1995: Was selected by Cleveland in the minor league Rule V Draft on 12/5/94...Batted a combined .210 for AA Canton-Akron and Class A Kinston and was released following the season.

1994: Selected by Toronto in minor league Rule V Draft on 12/13/93...Was successful on 31 of 41 SB attempts (75.6 pct.) for Class A Dunedin.

1993: Finished 5th in South Atlantic League with 147 hits...Led Spartanburg and had career highs in games, at bats, runs, doubles, triples and steals.



1992: Spent the year at Batavia and smacked his first two home runs as a professional.  
 1990-91: Played sparingly in two seasons with Rookie level Martinsville, batting .198 (37-187) with 3 doubles in 53 games over two seasons.

#### PERSONAL/MISCELLANEOUS

Single...Engaged to Pamela Andronis and they will be wed in November of '99...Was Philadelphia's 6<sup>th</sup> round selection in 1990 First Year Player Draft...Originally signed by Carlos Cuervo of the Phillies... Attended St. Pius HS in Albuquerque, NM where he played baseball, basketball and was an All-State running back in football...During the past three off-seasons Mike has worked at a batting cage in Vista, CA providing hitting instruction to children.

YEAR CLUB	AVG	G	AB	R	H	2B	3B	HR	RBI	BB	SO	SB	CS
1990 Martinsville-1	.097	9	31	4	3	0	0	0	1	7	17	1	2
1991 Martinsville	.218	44	156	15	34	3	0	0	7	11	40	9	2
1992 Batavia	.254	63	228	32	58	6	2	2	27	21	48	15	8
1993 Spartanburg-2	.289	133	509	70	147	29	6	3	60	35	91	33	14
1994 Dunedin-3	.275	125	469	57	129	11	4	1	34	55	106	31	10
1995 Canton-Akron	.043	10	23	3	1	0	0	0	0	4	3	0	1
Kinston-4	.232	67	177	26	41	6	0	1	15	15	30	13	4
1996 Charlotte	.332	87	358	73	119	20	7	7	52	32	94	22	9
Tulsa	.231	34	121	22	28	7	2	4	16	21	29	1	0
1997 Oklahoma City	.329	73	243	37	80	13	5	5	25	38	66	14	5
1998 Charlotte	.286	3	7	4	2	1	0	0	1	3	1	1	0
Tulsa	.250	58	196	26	49	8	2	4	22	27	56	6	2
Oklahoma-5	.216	24	74	10	16	1	0	0	5	6	23	3	1
Rochester	.379	8	29	3	11	0	0	1	2	3	7	1	1
Minor Lg. Totals	.273	784	2777	412	758	115	29	32	286	313	656	156	62
BALTIMORE Totals	-	-	-	-	-	-	-	-	-	-	-	-	-
American League	-	-	-	-	-	-	-	-	-	-	-	-	-
National League	-	-	-	-	-	-	-	-	-	-	-	-	-
ML Totals	-	-	-	-	-	-	-	-	-	-	-	-	-

1-Selected by Philadelphia in the 6th round of the June 1990 First Year Player Draft  
 2-Selected by Toronto in Rule 5 Draft on December 13, 1993  
 3-Selected by Cleveland in the Rule 5 Draft on December 5, 1994  
 4-Signed by Texas as a free agent on December 13, 1995  
 5-Acquired by Baltimore from Texas in exchange for P Jim Converse on August 28, 1998 and assigned to Rochester

### MICHAEL (MIKE) COLE MUSSINA

RHP—#35

Born: December 8, 1968

1999 Opening Day Age: 30

Height: 6'2" Weight: 185

Bats: S Throws: R


Birthplace/Residence: Born in Williamsport,

PA...Resides in Montoursville, PA

Contract Status: Signed thru 2000

M.L. Service: 7 years, 66 days

Acquired: Orioles 1st round selection (20th overall) in 1990 First Year Player Draft...On May 3, 1997 signed a three-year contract extension thru 2000



#### GAME HIGHS & STREAKS

**LOW HITTER:** 1-hitter, twice, May 30, 1997 vs. Cleveland and July 17, 1992 at Texas; 2-hitter, three times, most recently August 4, 1998 vs. Detroit...**STRIKEOUT HIGH:** 15 (postseason), October 11, 1997 at Cleveland in Game 3 of ALCS; 14, twice, July 5, 1997 at Detroit and May 16, 1993 at Detroit...**WALK HIGH:** 6, three times, most recently June 20, 1997 at Toronto...**HR ALLOWED:** 5, July 1, 1994 vs. California...**WINNING STREAK:** 8 games, twice, most recently April 11-June 9, 1997...**LOSING STREAK:** 3 games, three times, most recently August 28-September 7, 1997

#### 1998

- The Orioles ace suffered through two stints on the disabled list but still reached the teens in victories for the 7<sup>th</sup> straight season.
- Finished the year with a 118-59 career record...His .667 winning percentage is the best among active pitchers (50 or more decisions) and is tied for 8th best all-time among pitchers with 90 or more wins (see charts on page 137).
- On April 11 at Detroit, Mike struck out Bip Roberts for his 1,000<sup>th</sup> career strikeout...On the year, Mike struck out 10 or more batters in a game seven times...In his career he has 16 regular season games with 10 or more Ks.
- Left the game on April 16 vs. Chicago when a wart on his right index finger split

132

open...Following the game he underwent cryotherapy, a procedure in which liquid nitrogen is sprayed on the wart...The procedure was performed by Dr. Mark Lowitt at University of Maryland Hospital...Was placed on the 15-day disabled list on April 17.

• Was activated from the DL on May 3...On May 9 at Tampa Bay, Mussina tossed his 13<sup>th</sup> career shutout, blanking the Devil Rays, 7-0.

• On May 14 vs. Cleveland, Mike was struck above the right eye by a line drive off the bat of Sandy Alomar, Jr. with one out in the 6<sup>th</sup> inning...On May 18 he was placed on the 15-day disabled list, retroactive to May 15, with a laceration over his right eye and a displaced nose fracture.

• Activated from the DL on June 6...That day he allowed 8ER in 4.2 innings against Atlanta, but recorded 10 strikeouts.

• On August 4 vs. the Tigers, Mike had a perfect game with two outs in the 8<sup>th</sup> inning... After retiring the first 23 Detroit batters he faced, he allowed a double to Frank Catalanotto...Moose finished the game with a 2-hit, 4-0 shutout, his 14<sup>th</sup> career shutout.

• Mussina captured his 3<sup>rd</sup> Rawlings Gold Glove Award...He compiled a 1.000 fielding percentage, fielding all 50 of his chances flawlessly...Mike hasn't made an error since 1995.

• In *Baseball America's* annual "Tools of the Trade" poll, Mussina was named as having the 3<sup>rd</sup> Best Curveball and 3<sup>rd</sup> Best Change-Up in the American League.

• Mike was among the league leaders in a number of categories: Strikeout/Walk Ratio (2<sup>nd</sup>, 4.27); On-Base Pct. Allowed, Leading Off an Inning (3<sup>rd</sup>, .266); BB Allowed Per 9IP (4<sup>th</sup>, 1.79); On-Base Pct. Allowed (4<sup>th</sup>, .283); Fewest Baserunners Per 9IP (4<sup>th</sup>, 10.2); Shutouts (T5th, 2); ERA (6<sup>th</sup>, 3.49); Ks Per 9IP (6<sup>th</sup>, 7.63); ERA On the Road (T6th, 3.36); Slugging Pct. Allowed (7<sup>th</sup>, .383); BA Against LH Hitters (8<sup>th</sup>, .246); Strikeouts (8<sup>th</sup>, 175); Hits/IP (8<sup>th</sup>, 0.92); Wild Pitches (T8th, 10); Batting Average Against (8<sup>th</sup>, .242).

#### PRO CAREER

1997: Won 15 games for the Orioles, marking the 6th straight year that he has reached the teens in victories...Teamed with Key and Erickson to mark the first time the Orioles have had three pitchers with 15 or more wins since 1982 (Palmer, Flanagan, Martinez)...Also surpassed the 200-innings pitched mark for the 3rd straight season and 4th time in his career...Due to a calcium deposit in his right elbow, Mike did not start on Opening Day for the first time since '93...Was replaced in the opener by Key...Finished the season with 218 strikeouts, 4th most in the league...The 218 Ks set a new Orioles single season record, breaking his own mark of 204 set in '96...On the year the Orioles bullpen had 10 blown saves, fewest in baseball...Five of the pen's 10 blown saves came in games that Mussina left with the lead...Mike was among the league leaders in a host of categories: 6th in ERA (3.20); 4th in Strikeouts (218); 6th in BA Against (.234, 197/843); 4th in BA Against with RISP (.193, 31/161); 3rd in BA Against by LH Hitters (.221, 95/429); 4th in Home ERA (2.68) and 10th in Road ERA (3.79); 3rd in On-Base Pct. Allowed (.282, 254/902); 6th in Hits/IP Ratio (.88, 197 in 224.2) and 10th in Pitches Thrown (3480)...Captured his second straight and second career Rawlings Gold Glove Award...Mike compiled a perfect 1.000 fielding Pct. in 1997 (43/43), joining seven other AL pitchers with flawless fielding percentages...On 5/8 at Camden Yards, Mike defeated Randy Johnson and the Mariners, 13-3...The win ended Johnson's 16-game winning streak, one shy of the major league record...On 5/30 at Oriole Park, Mussina retired the first 25 batters he faced before losing a perfect game bid with one out in the 9th with a single by Sandy Alomar...After the single he struck out the final two hitters in the game for his 2nd career 1-hitter...It was the 10th time that an Orioles pitcher lost a no-hitter in the 9th inning and the first since Eric Bell in '87...On 6/25 at Milwaukee, Mike had a no-hitter through 7.0 innings before Jose Valentin opened the bottom of the 8th with a single...Named to the American League All-Star Team for the 4th time in his career but did not appear in the game played in Cleveland on 7/8...Single off Atlanta's John Smoltz on 6/14 at Atlanta made him the first Orioles pitcher to get a hit in a regular season game since Roric Harrison homered at Cleveland on 10/3/72 on the final day of the season in the last year before the designated hitter rule was instituted...Tim Stoddard singled in Game 4 of the 1979 World Series...Defeated the Phillies on 6/30 in Baltimore for his 100th career win...The win gave him a 100-43 career mark, the 8th fewest losses at 100 wins in history...He was also the 4th youngest Oriole to reach 100 wins (28 years, 6 months, 22 days)...On 7/5 at Detroit he matched his career-high and the Orioles club record with 14 strikeouts...It was the 5th time that an

133

Orioles pitcher struck out 14 in a game, the second time for Mussina...In the AL Division Series vs Seattle, Mike went 2-0 with a 1.93 ERA, defeating Mariners ace Randy Johnson in Game 1 and again in the clinching Game 4...In two ALCS starts vs Cleveland, he did not receive a decision despite allowing just one earned run in 15.0 innings, including 4 walks and 25K's...In Game 3 at Jacobs Field, he struck out 15 batters in 7.0 innings...The 15 K's set an LCS record for most K's in a game, later tied in the NLCS by Florida's Livan Hernandez, and the total was two shy of Bob Gibson's single game post season mark of 17 set in '68 WS...In Game 3, he tied Curt Shilling's '93 LCS record with five consecutive strikeouts...In addition, Mike's 31 strikeouts in his three post season starts shattered Dave McNally's club record for a single post season...McNally struck out 24 in the '69 post season.

1996: Matched his career-high by winning 19 games for the second straight season...Mussina made four attempts in his effort to become the Orioles first 20-game winner since Mike Boddicker in 1984...18 of his 36 starts this year resulted in "Quality Starts" (6.0 or more IP, 3 or fewer ER)...On 5/9 vs. Seattle he yielded a career-high 13 hits...On 7/26 he lost a third straight decision (4 starts) for the first time in his career...Captured first career Rawlings Gold Glove award for defensive excellence...In the annual Baseball America "Tools of the Trade" poll, Mike was tabbed as having baseball's "Best Changeup", "Best Control" and was the overall "Best Pitcher"...Mussina placed 5th in the BBWAA Cy Young Award balloting with one second place and two third place votes for a total of five points...He finished behind Pat Hentgen, Andy Pettitte, Mariano Rivera and Charles Nagy...The 19-game winner received the second best Run Support Per 9IP in the American League at 6.84 (243.1IP, 185R), trailing only Boston's Tom Gordon at 7.34.

1995: The Orioles ace tied Greg Maddux for the major league lead with a career-high 19 victories...Left-handed hitters batted just .210 (102-486) against Mussina, the best average against left-handers in the league...In addition, he averaged 3.16 strikeouts for every walk allowed, the 2nd best K/BB ratio in the league, second only to Seattle's Johnson and his On-Base Percentage Allowed was .270, second lowest to Johnson's .266...On the year, opposing baserunners stole four bases with Mussina on the hill but were caught stealing six times...The 40% success rate was the third lowest among A.L. pitchers...Through his first 11 starts of the year he was 5-5 with a 5.13 ERA (66.2IP, 61H, 38ER) and 15 HR allowed...Over his final 21 starts he was 14-4 with a 2.50 ERA (155IP, 126H, 43ER) and 9 HR allowed...Compiled a career-best 8-game winning streak over 9 starts, 6/23-8/2...Had a string of 24.0 consecutive innings without a walk spanning from the last two innings of his 4/26 start through the first three frames of his 5/18 start...With runners in scoring position in '95 he held opponents to a .212 average (31-146) and with runners in scoring position and two out he limited batters to a .208 average (16-77)...With runners on base, his .230 (62-270) average against was 7th best in baseball...Put together a string of 26.0 consecutive scoreless innings, 9/21-10/1 as he ended the season with three straight CG victories...It was the second longest consecutive scoreless innings string in the league behind Kenny Rogers' 39.0...Named at the right-handed pitcher on *The Sporting News* A.L. All-Star Team and the right-hander on the *USA Today Baseball Weekly* American League "Best of '95"...Finished 5th in the American League Cy Young balloting behind Randy Johnson, Jose Mesa, Tim Lincecum and David Cone.

1994: Finished in a four-way, second-place tie for most wins in the majors (16), behind the Yankees' Jimmy Key (17), along with David Cone, Ken Hill and Greg Maddux...He and Ben McDonald combined for 30 wins in the abbreviated season, most by a pair of major league teammates...Tied the Orioles record for most wins at the All-Star break with 13...Jim Palmer, Dave McNally and Mike Cuellar each did it twice...Palmer was the last to accomplish the feat at the break in '75...Steve Stone, who holds the club record for most wins in a season (25), had 12 at the break that season...Threw five home run balls on 7/1 vs California to join Jim Palmer in the Orioles record books...On the road, Mike was 8-1 with a league best 2.04 ERA...Only 7 of 13 baserunners attempting to steal were successful against him...Became the first Oriole ever to be chosen for the All-Star team in each of his first three full seasons.

1993: Reached 36 major league wins in 69 games; only 2 pitchers have reached 36 wins with the Orioles in less time and neither were original Orioles...Mike Cuellar had 36 wins in his first 63 games with the Birds in '69-'70 after coming over to the Orioles from Houston prior to the '69 season...Steve Stone earned 36 wins in 68 games with the Orioles in '79-'80 after coming over to the Orioles from the White Sox prior to the '79 season...Was one of only 3 active pitchers to go 8 games over .500 in each of his first 2 full seasons in the

majors joining Dwight Gooden and Mike Boddicker...Worked 5 or more innings 48 out of his first 50 major league starts...No one in Orioles history had ever done that...Finished with the 7th best winning percentage in the AL (.700)...Missed 6 weeks during the season with a sore right shoulder and lower back pain...Was on the disabled list, 6/22-8/19, with the shoulder 8/20 before the return of soreness in his shoulder and back sidelined him in mid-September...On 5/16 at Detroit, he tied a club record with 14 strikeouts, a mark that was last accomplished in a regular season game more than 35 years ago (Connie Johnson, 9/2/57 vs. NY)...Bob Turley (4/21/54 vs. Cle.) and Mike Boddicker (10/6/83 vs. CWS in the ALCS) also have a share of the record.

1992: Finished 4th in the AL Cy Young voting with 26 points (2 first place votes) Clemens (48) and just ahead of Jack Morris (10)...His .783 winning percentage led the majors and was 4th best in club history behind Dave McNally (.808, 21-5 in 1971); Jim Palmer (.800, 16-4, in 1969) and Wally Bunker (.792, 19-5 in 1964)...At 23, became the O's youngest 18-game winner since 19-year-old Wally Bunker won 19 games in 1964...The only other Orioles to win that many games at a younger age are Steve Barber and Chuck Estrada, who both won 18 games as 22-year-olds in '61 and '60 respectively...His 2.54 ERA was 3rd best in the AL and the lowest by an Oriole (excluding abbreviated '81 season) since Jim Palmer in '78 (2.46)...The last time an AL pitcher Mike's age or younger posted an ERA that low was in '76 when Mark Fidrych (2.34) and Frank Tanana (2.43) did it at 22 and 23 respectively...Led the O's in innings pitched (241.0) and was 8th in the AL...His inning total was more than any Oriole since Mike Boddicker's 261 in '84...Allowed 2 runs or less in 20 of 32 starts and one run or less 14 times...Began the season 5-0 and finished the year with a 7-game win streak over his last 9 starts...In his first start after the All-Star break, 7/17 at Texas, pitched the 29th one-hitter in club history, winning 8-0 with 10 strikeouts over 20-game winner Kevin Brown...Kevin Reimer broke up the no-hit bid with a one-out double in the 5th...At 23 years-8 months became the youngest Oriole pitcher to make the All-Star team since Chuck Estrada (22) in '60.

1991: Joined the Orioles on 7/31 and became the O's most effective starter over the last 2 months...Finished with the lowest ERA (2.87) among the 29 major league rookies with 10 or more starts...Posted the AL's 2nd best ERA after 9/1 (1.66), 2nd only to Oakland's Mike Moore (1.46)...After 9/1, Mussina allowed 2 runs or less in all 6 starts, but was only 2-1...Fanned 10 batters in his first ML win, 10-2, at home over Texas on 8/14...Lost 1-0 in his ML debut at Chicago on 8/4 (IP-7.2, H-4, ER-1, BB-4, SO-1) on a homer by Frank Thomas...When promoted from AAA Rochester on 7/31, was tied for the International League lead in wins (10), 2nd in ERA (2.87) and 2nd in strikeouts (107)...Was the winner of the first Palmer Prize as the top pitcher in the O's minor league system.

1990: Signed with the Orioles 7/2/90 after he was taken in the first round in the draft...Made his official debut 7/19 for AA Hagerstown vs. Canton-Akron...Worked 4.0 scoreless innings pitching against Cleveland's John Farrell, who was on a rehab assignment...In 11 pro starts that season, including 2 in post-season for Rochester, he allowed more than 2 earned runs only once...Walked only 8 batters in his last 63.1 innings, none in 14.2 post-season innings for Rochester...Earned his first pro win on 7/31, when he beat New Britain, 7-0, with 7 shutout innings while pitching for Hagerstown...In his last 5 regular season starts (3 at AA and 2 at AAA), he allowed only 3 earned runs in 36.2 innings.

#### PERSONAL/MISCELLANEOUS

Married to the former Jana Lentz (11/1/97)...Two children: daughter Kyra (12/25/89) and son Brycen (9/3/98)...Was signed by Orioles scout Ed Sprague...In the off-season, Mike coaches receivers, defensive backs and kickers for the football team at his alma mater, Montoursville (PA) High School...Earned degree in economics from Stanford in December '90...Finished in only 3 1/2 years...Enjoys Stephen King novels...Signed a national letter of intent to attend Stanford, but O's picked him in the 11th round of the June '87 draft anyway...He did not sign...Purchases game tickets for local youth charity organizations; he calls his group the "Mooseketeers"...In '97, he worked with the College Bound Foundation and Lycoming County (PA) Chapter for the American Red Cross...In '98, Mike read a PSA for Junior achievement...Returned to Baltimore the past three off-seasons to participate in the annual Orioles FanFest...COLLEGE: In '90, was 14-5 with a 3.35 ERA (G/GS-20, IP-149, SO-111, BB-35), as a junior at Stanford...Tied the school record for most wins in a season, shared with former Oriole Jeff Ballard (won 14 in '85)...Tied for 7th in the nation in wins and 6th in innings pitched...Helped the Cardinal to a 59-12 record and a No. 3 ranking...Finished with a 25-12 career record, tied for the 6th most wins in



Stanford history...Worked 328.1 career innings, 5th in school history...Strained tendon in right elbow limited him to only 45.2 innings in '89...Was 9-4 as a freshman in '88 on Stanford's national championship team...All 9 of his wins came against nationally ranked teams...**HIGH SCHOOL:** Attended Montoursville (PA) High School and was named the '86 and '87 Pennsylvania Baseball Player of the Year, where he compiled a 24-4 career record with a 0.87 ERA...He was 7-0 and batted .416 as a senior and was 8-1 with a .373 batting mark as a junior...Also offered scholarships in football to Penn State after kicking 60-yard field goal in football camp at PSU...Played wide receiver, defensive back and placekicker at Montoursville...Still owns school records for career receptions (119), receiving yards (1734), field goals (18) and extra points (84)...Earned All-Conference honors in football at wide receiver (twice), defensive back (twice), place kicker (three times) and punter (once)...Is Montoursville High School's #2 all-time scorer in basketball (1382 points) and was '87 West Branch Conference "Player of the Year"...His baseball #35 was retired by Montoursville High School in '98.

YEAR	CLUB	W	L	ERA	G	GS	CG	SHO	SV	IP	H	R	ER	HR	BB	SO
1990	Hagerstown-1,2	3	0	1.49	7	7	2	1	0	42.1	34	10	7	1	7	40
	Rochester	0	0	1.35	2	2	0	0	0	13.1	8	2	2	2	4	15
1991	Rochester	10	4	2.87	19	19	3	1	0	122.1	108	42	39	9	31	107
	BALTIMORE	4	5	2.88	12	12	2	0	0	87.2	77	31	28	7	21	52
1992	BALTIMORE	18	5	2.54	32	32	8	4	0	241.0	212	70	68	16	48	130
1993	BALTIMORE	14	6	4.46	25	25	3	2	0	167.2	163	84	83	20	44	117
	Bowie	1	0	2.25	2	2	0	0	0	8.0	5	2	2	0	1	10
1994	BALTIMORE	16	5	3.06	24	24	3	0	0	176.1	163	63	60	19	42	99
1995	BALTIMORE	19	9	3.29	32	32	7	4	0	221.2	187	86	81	24	50	158
1996	BALTIMORE	19	11	4.81	36	36	4	1	0	243.1	264	137	130	31	69	204
1997	BALTIMORE	15	8	3.20	33	33	4	1	0	224.2	197	87	80	27	54	218
1998	BALTIMORE	13	10	3.49	29	29	4	2	0	206.1	189	85	80	22	41	175
	Minor Lg. Totals	14	4	2.42	30	30	5	2	0	186.0	155	56	50	12	43	172
	BALTIMORE Totals	118	59	3.50	223	223	35	14	0	1568.2	1452	643	610	166	369	1153
	American League	118	59	3.50	223	223	35	14	0	1568.2	1452	643	610	166	369	1153
	National League	-	-	-	-	-	-	-	-	-	-	-	-	-	-	-
	ML Totals	118	59	3.50	223	223	35	14	0	1568.2	1452	643	610	166	369	1153

1-Selected by Orioles in June 1987 First Year Player Draft (11th round), but did not sign  
2-Selected by Orioles in June 1990 First Year Player Draft (1st round, 20th player chosen)

DIVISION	SERIES	W	L	ERA	G	GS	CG	SHO	SV	IP	H	R	ER	HR	BB	SO
1996	Bal vs Cle	0	0	4.50	1	1	0	0	0	6.0	7	4	3	1	2	6
1997	Bal vs Sea	2	0	1.93	2	2	0	0	0	14.0	7	3	3	3	3	16
Totals		2	0	2.70	3	3	0	0	0	20.0	14	7	6	4	5	22

LCS	SERIES	W	L	ERA	G	GS	CG	SHO	SV	IP	H	R	ER	HR	BB	SO
1996	Bal vs NYY	0	1	5.87	1	1	0	0	0	7.2	8	5	5	1	2	6
1997	Bal vs Cle	0	0	0.60	2	2	0	0	0	15.0	4	1	1	0	4	25
Totals		0	1	2.38	3	3	0	0	0	22.2	12	6	6	1	6	31

ALL-STAR	SERIES	W	L	ERA	G	GS	CG	SHO	SV	IP	H	R	ER	HR	BB	SO
1992	AL at SD	0	0	0.00	1	1	0	0	0	1.0	0	0	0	0	0	0
1993	AL at Bal	-	-	-	-	-	-	-	-	-	-	-	-	-	-	-
1994	AL at Pit	0	0	0.00	1	1	0	0	0	1.0	1	0	0	0	0	1
1997	AL at Cle	-	-	-	-	-	-	-	-	-	-	-	-	-	-	-
Totals		0	0	0.00	2	2	0	0	0	2.0	1	0	0	0	0	1

BATTING RECORD	YEAR	AVG	AB	R	H	2B	3B	HR	RBI	BB	SO	SB	CS
1997 Totals		.250	4	0	1	0	0	0	0	0	1	0	0
1998 Totals		.000	2	0	0	0	0	0	0	0	1	0	0
Career Totals		.167	6	0	1	0	0	0	0	0	2	0	0

Post Season Totals

FIELDING	P	PCT	G	PO	A	E	DP
1991	1,000	12	4	11	0	1	
1992	.978	32	13	31	1	0	
1993	1,000	25	12	19	0	1	
1994	.977	24	14	28	1	1	
1995	.951	32	13	26	2	3	
1996	1,000	36	14	34	0	3	
1997	1,000	33	18	25	0	0	
1998	1,000	29	12	37	0	1	
Career	.987	223	100	211	4	10	

#### LIFETIME BY BALLPARK

MIKE MUSSINA	ERA	W	L	S	G	IP	H	ER	HR
Edison International Field	2.89	6	1	0	9	65.1	49	21	3
Orion Park at Camden Yards	3.74	55	29	0	110	764.2	727	318	99
Memorial Stadium	2.74	3	1	0	6	42.2	36	13	2
Fenway Park	4.70	3	3	0	8	51.2	61	27	1
Comiskey Park	3.48	6	4	0	11	75.0	67	29	9
Jacobs Field	6.59	2	2	0	4	27.1	33	20	5
Tiger Stadium	2.26	6	1	0	9	63.2	42	16	6
Ewing M. Kauffman Stadium	2.20	6	0	0	8	61.1	50	15	4
Hubert H. Humphrey Metrodome	2.74	6	2	0	8	62.1	64	19	4
Yankee Stadium	4.08	1	4	0	7	39.2	41	18	5
Oakland-Alameda County Coliseum	2.65	8	1	0	9	68.0	58	20	5
The Kingdom	4.24	3	0	0	5	34.0	36	16	6
Tropicana Field	0.00	1	0	0	1	9.0	5	0	0
The Ballpark in Arlington	4.78	2	1	0	4	26.1	24	14	1
Skydome	3.38	2	1	0	4	26.1	24	14	1
NATIONAL LEAGUE									
Turner Field	4.50	0	0	0	1	6.0	7	3	1
Pro Player Stadium	2.57	0	0	0	1	7.0	6	2	1
Olympic Stadium	3.86	0	1	0	1	7.0	9	3	0

#### HIGHEST WINNING PERCENTAGE ALL-TIME PITCHERS WITH 90 OR MORE VICTORIES

Pitcher	Pct	Record
Spud Chandler (1937-47)	.717	109-43
Whitey Ford (1950-67)	.690	236-106
Robert Caruthers (1884-92)	.688	218-99
Don Gullett (1970-78)	.686	109-50
Lefty Grove (1925-41)	.680	300-141
Babe Ruth (1914-33)	.6714	94-46
Joe Wood (1908-20)	.6705	116-57
Vic Raschi (1946-55)	.667	132-66
Mike Mussina (1991-98)	.667	118-59
Bill Hoffer (1895-1901)	.667	92-46
Larry Corcoran (1880-87)	.6654	177-89
Christy Mathewson (1900-16)	.6649	373-188

#### ACTIVE LEADERS IN WINNING PERCENTAGE

Pitcher	Pct	Pitcher	Pct
Mike Mussina (118-59)	.667	David Cone (168-93)	.644
Andy Pettitte (67-35)	.657	Dwight Gooden (185-103)	.642
Roger Clemens (233-124)	.653	Greg Maddux (202-117)	.633
Pedro Martinez (84-46)	.646	Tom Glavine (173-105)	.622
Randy Johnson (143-79)	.644	Ramon Martinez (123-77)	.615

#### MOST GAMES, 10 OR MORE STRIKEOUTS


- 18 Mike Mussina (includes 2 post-season)
- 11 Jim Palmer (includes 2 post-season)
- 8 Tom Phoebus, Steve Barber
- 7 Mike Cuellar (includes 1 post-season), Mike Flanagan
- 6 Chuck Estrada, Dave McNally, Milt Pappas
- 4 Connie Johnson, Bob Turley
- 3 Mike Boddicker (includes 1 post-season), Billy O'Dell, Steve Stone
- 2 Hal Brown (1 in relief), Kevin Brown, Scott Erickson, Arthur Rhodes (both in relief)
- 1 Eric Bell, Gene Brabender, Rocky Coppinger, Pat Dobson, Moe Drabowsky (post-season, relief), Sid Fernandez, Wayne Garland, Harvey Haddix (relief), Dick Hall, Jim Hardin, Pete Hamisch, Jack Harshman, Dennis Martinez, Ben McDonald, Scott McGregor, Bob Milacki, Roger Nelson, Ozzie Peraza, Robin Roberts, Jerry Walker, and Davis Wells

	ERA	W-L	Sho	G	IP	H	R	ER	HR	ERA	W-L	Sho	G	IP	H	R	ER	HR
Total	3.49	13-10	2	29	206.1	189	80	22	3.50	118-59	14	223	1568.2	1452	610	166		
Home	3.59	7-5	1	16	115.1	99	46	14	3.69	58-30	8	116	807.1	763	331	101		
Away	3.36	6-5	1	13	91.0	90	34	8	3.30	60-29	6	107	761.1	689	279	65		
Ana	1.23	0-0	0	2	14.2	15	2	0	3.23	10-3	1	18	131.0	117	47	9		
Bal	-	-	-	-	-	-	-	-	-	-	-	-	-	-	-	-	-	-
Bos	3.00	0-1	0	3	21.0	17	7	4	4.00	6-4	0	18	123.2	133	55	12		
Cws	7.71	0-2	0	2	11.2	18	10	4	4.73	8-9	0	20	125.2	139	66	19		
Cle	4.05	1-0	0	2	13.1	14	6	2	4.65	5-6	1	13	93.0	93	48	12		
Det	0.90	4-0	1	4	30.0	18	3	0	2.24	14-2	5	20	144.1	105	36	10		
KC	3.21	0-2	0	2	14.0	12	5	0	2.57	9-4	1	19	136.1	109	39	7		
Min	3.07	1-1	0	2	14.2	14	5	0	2.76	12-2	2	15	114.0	105	35	9		
NYY	4.73	0-1	0	2	13.1	15	7	3	3.99	3-8	0	15	94.2	95	42	12		
Oak	-	-	-	-	-	-	-	-	3.65	12-4	0	19	133.0	125	54	15		
Sea	3.45	2-0	0	2	15.2	11	6	3	3.87	10-1	0	13	93.0	89	40	18		
Tam	1.13	2-0	1	2	16.0	14	2	0	1.13	2-0	1	2	16.0	14	2	0		
Tex	-	-	-	-	-	-	-	-	3.38	8-5	1	16	112.0	90	42	16		
Tor	5.91	2-1	0	3	21.1	22	14	3	3.04	8-5	2	15	112.2	104	38	10		
PRE ASG	3.63	6-5	1	13	89.1	79	36	10	3.63	68-28	5	117	815.1	760	329	95		
POST ASG	3.38	7-5	1	16	117.0	110	44	12	3.38	50-31	9	106	753.1	692	281	71		
Mar/Apr	3.21	2-2	0	4	28.0	24	10	3	3.25	19-7	1	31	224.0	191	81	22		
May	1.64	2-0	1	3	22.0	14	4	1	3.39	21-6	3	36	254.2	229	96	35		
June	5.63	2-3	0	5	32.0	34	20	5	4.09	21-14	1	39	261.2	259	119	26		
July	3.30	3-0	0	6	43.2	39	16	5	4.35	18-8	1	38	256.2	270	124	34		
August	3.30	3-3	1	6	43.2	46	16	2	2.99	22-14	4	41	292.1	267	97	23		
Sept/Oct	3.41	1-2	0	5	37.0	32	14	6	3.00	17-10	4	38	279.1	236	93	26		
Atl	15.43	0-1	0	1	4.2	8	8	1	9.28	0-1	0	2	10.2	15	11	2		
Fla	-	-	-	-	-	-	-	-	2.57	0-0	0	1	7.0	6	2	1		

## JESSE OROSCO

LHP—#47

**Born:** April 21, 1957  
**1999 Opening Day Age:** 41  
**Height:** 6'2" **Weight:** 205  
**Bats:** R **Throws:** L  
**Birthplace/Residence:** Born in Santa Barbara, CA...Resides in San Diego, CA  
**Contract Status:** Signed thru 2000  
**M.L. Service:** 17 years, 99 days  
**Acquired:** April 8, 1995; signed by the Orioles as a free agent...On August 20, 1998 his contract was extended through the 2000 season with a vesting option for 2001



### GAME HIGHS & STREAKS

**LONGEST OUTING:** 6.0 innings, June 8, 1982 vs. Pittsburgh...**LONGEST RELIEF OUTING:** 5.0 innings, twice, August 15, 1982 vs. Chicago Cubs and June 6, 1979 vs. Cincinnati...**STRIKEOUT HIGH:** 5, nine times, most recently August 11, 1995 at Boston...**WALK HIGH:** 5, May 15, 1984 at San Francisco...**WINNING STREAK:** 9 games, July 22-September 5, 1983...**LOSING STREAK:** 5 games, April 16-June 8, 1982...**SCORELESS STREAK:** 27.2 innings, July 22-August 24, 1983

### 1998

- The Orioles ageless wonder was 3<sup>rd</sup> on the team with 69 appearances...It marked the 4<sup>th</sup> straight season in which Jesse has appeared in more than 60 games.
- Orosco finished the season 4<sup>th</sup> on the all-time list in appearances and 2<sup>nd</sup> all-time in relief appearances (see chart on page 140)...On July 25 vs. Seattle, he became the 6<sup>th</sup> pitcher in baseball history to appear in 1,000 games.
- Converted 7 of 9 save chances on the year...His 7 saves were the most he has had since 1993 when he had 8 for the Brewers...He retired 47 of 68 first batters faced...Once he entered a game and picked off a runner at first base to end the inning before facing a batter...Jesse inherited 42 baserunners, 27 in scoring position, and allowed just 13 to score.
- Jesse turned 41 on April 21...He is the 3<sup>rd</sup> oldest Oriole in history behind Rick Dempsey (43) and Dizzy Trout (42 years, 2 months, 12 days).

### PRO CAREER

1997: Finished the season with a career-high 71 appearances...Tied Benitez for team lead and the 71 appearances tied for 3<sup>rd</sup> most in a season in Orioles history...Tippy Martinez appeared in 76 games in '82 and Gregg Olson pitched in 72 games in '91...Stu Miller pitched in 71 games in '63...His previous career best was 69 games set eight years ago, in '89, with the Indians...With runners on base he held the opposition to a .182 (16-88) batting average...6/13-17, Jesse pitched in five straight games...It was the most consecutive games he has appeared in since appearing in six straight, 9/16-21/92...On 8/2 at Oakland he recorded his 1,000th major league strikeout when he K'd Jason Giambi to lead off the 8th inning...Pitched 2.0 shutout innings 5/15 at Anaheim, his longest outing of the year...Jesse owned four of the Orioles ten blown saves on the year...He also yielded two pinch-hit home runs on the season, to New York's Charlie Hayes and Detroit's Phil Nevin...He retired 54 of 70 first batters faced (with one pickoff)...Jesse inherited 68 baserunners, 36 in scoring position, and allowed 16 to score...Jesse maintained the lead in 34 of the 38 games that he has pitched with the lead...Allowed runs in just 10 of 71 outings on the year.

1996: Appeared in 66 games out of the bullpen, 2<sup>nd</sup> most in his career...12 of the 21 earned runs he allowed came in back-to-back outings, 4/18-19, when he yielded 12 ER in 2.1 innings...ERA is otherwise 1.52 (53.1IP, 9ER)...Held the lead or tie in 38 of 41 games in which he entered in such a situation...On the year he was 0-for-3 in save situations...He retired 47 of 66 first batters faced...Jesse inherited 45 baserunners, 22 of which were in scoring position and allowed just 10 to score...Allowed just 6 earned runs in last 50 games, covering 42.1 innings.

1995: The veteran reliever led the American League with 65 appearances...Yielded runs in only 14 of 65 outings this year...On the year he retired 44 of 65 first batters faced...He inherited 66 baserunners, 34 in scoring position and allowed only 17 to score...Converted 3 saves in 6 opportunities,

138

including three of the last four...It was his first save since 9/21/93...Recorded a season-high five strikeouts on 8/11 at Boston in just 1.2 innings...It was his most strikeouts since he K'd 5 batters on 8/27/93...Opponents batted .169 (28-166) against Orosco...Left-handed hitters batted just .143 (11-77) and right-handers hit .191 (17-89) against him.

1994: For only the 2<sup>nd</sup> time since his rookie season in '79, failed to record a save...Was 0-for-3 in save situations...Longest outing was 2.2 innings on 4/22, with 13 of his 40 appearances lasting less than 1 inning...Allowed only 7 of 33 inherited runners to score (21 percent)...Did not allow any of 9 IRs to score after All-Star break...Opponents hit only .222 off him...That ranked 10<sup>th</sup> among 51 AL relievers who pitched at least as many innings (39)...For 3<sup>rd</sup> year in a row, held righthanded batters in check better than lefties...Righthanders hit only .195 (87-17) off him, while lefties batted .263 (57-15).

1993: Began season as a set-up man and finished as the Brewers closer...His 8 saves were the most he had since 1988 when he had 9 for the Dodgers...Topped the club in appearances (57) and opponents batting average (.224) and ranked 2<sup>nd</sup> in saves...Averaged 1.0 inning per appearance, with his longest outing being 3.0 innings vs. Oakland on 8/24 (Game 2)...After going 0-2 with a 5.18 ERA and 1 save in 32 games before the break, went 3-3 with a 1.67 ERA with 7 saves in 25 games after...Tied his career high with 5 strikeouts in a game twice in the same week, 8/24 vs. Oakland and 8/27 vs. California, both in 2<sup>nd</sup> games of doubleheaders...Had a 20-inning scoreless streak from 8/18-9/24 to reach a season low 2.68 ERA through 54 games.

1992: A key member of the Brewers league-leading bullpen...Ranked 2<sup>nd</sup> on club in appearances (59) and inherited runners ratio (22%, 14-64) and 3<sup>rd</sup> in games finished (14)...Earned his only save on 5/23 at New York, his 1<sup>st</sup> save since 5/6/90 vs. Texas.

1991: Ranked 3<sup>rd</sup> on the Cleveland staff in appearances (47), but fell three games shy of becoming only the 3<sup>rd</sup> reliever in history with 50 appearances in 10 consecutive seasons, after Ron Perranoski (1961-1970) and Lee Smith (1982-1991)...Had his lowest season totals since making the big leagues for good in 1982...Held foes to a .130 batting average after two strikes.

1990: Ranked 2<sup>nd</sup> on the team in saves, games and games finished...9<sup>th</sup> consecutive season with 50-or-more appearances...Matched his career high for strikeouts in a game (5) on 9/21 at Toronto, reaching it for the first time since 5/15/85.

1989: Led Cleveland with a career high 69 appearances, 6<sup>th</sup> in the AL...Topped Tribe relievers with a .198 opponents average and a 2.08 ERA, lowest ERA by an Indians reliever since Vicente Romo (1.62) in 1968...Fanned 79 in 78.0 IP, including 33 in his last 26 innings...Earned his 1<sup>st</sup> AL save on 5/22 at Detroit...First AL victory came on 7/14 vs. Detroit.

1988: Had lowest save total since '82 as he shared a stopper role on the World Champion Dodgers with Jay Howell and Alejandro Pena...Signed as a free agent with the Indians on 12/6.

1987: Saved his 100<sup>th</sup> game on 5/26, becoming the 1<sup>st</sup> Met in history to reach that figure...Had 6<sup>th</sup> highest Rolands Relief Man point total in 5-year stretch from '83-'87.

1986: Became Mets all-time save leader, passing Tug McGraw...Both he and Roger McDowell posted 20-plus save seasons, marking 1<sup>st</sup> time in Mets history the club produced two 20-save pitchers in the same year...Tied for 9<sup>th</sup> in NL with 21 saves...In 7/22 game vs. Cincinnati, he flip-flopped with McDowell during the last 5.0 innings, pitching and playing left and right field, the 1<sup>st</sup> time a Mets pitcher took a defensive position in the field...Had 1 putout in the game...Was 3-0 with 2 saves and a 1.98 ERA in 8 post-season games...Became the 1<sup>st</sup> pitcher in LCS history to post 3 wins in a single series, including the pennant clincher in Game 6 at Houston...Also saved Game 7 of World Series.

1985: Tied Roger McDowell for club lead with 17 saves, T9<sup>th</sup> in the NL...Only teammates in majors to have 15 or more each...Had string of 6 consecutive strikeouts in back-to-back outings 4/16-17 at Pittsburgh...Tied career best with 5 strikeouts, 5/15 at Houston.

1984: Established Mets record with career high 31 saves in 38 opportunities, finishing 3<sup>rd</sup> in NL...Tied for 2<sup>nd</sup> in NL with 10 relief wins...Named to NL All-Star squad for the 2<sup>nd</sup> straight year...Had a major league high 85 strikeouts in relief.

1983: Set career highs in innings (110.0), wins (13), and ERA (1.47)...Named to the All-Star Team...NL "Player of the Month" for August...Finished 3<sup>rd</sup> in NL Cy Young Award balloting and Rolands Relief Man of the Year competition...Led NL with 13 relief wins...Tossed career high 27.2 consecutive scoreless innings 7/22-8/24...Had a career-high 9-game winning streak 7/22-9/5, 1 short of Tom Seaver's '69 club record.

139



1982: Led Mets staff in games (54) and ERA (2.72 ERA)...Made final two ML starts of his career.

1981: Joined the Mets on 9/11...Recorded 1st major league save on 9/18 vs. St. Louis....Went to the bullpen the final 36 games at AAA Tidewater, going 5-3 with 8 saves and a 0.81 ERA.

1980: Struck out 85 batters in 71 innings at Jackson of the Texas League (AA).

1979: Made the jump from rookie ball to the Mets by not allowing a run in 6 spring exhibitions...Gained 1st big league win 4/22 at Philadelphia, beating Steve Carlton...Assigned to Tidewater of International League on 6/17.

1978: Signed with Twins and led Appalachian League in games finished and was 4th in saves...Traded after season to Mets with pitcher Greg Field for pitcher Jerry Koosman.

### PERSONAL/MISCELLANEOUS

Married to the former Leticia Banda (12/1/84)...One son: Jesse, Jr., Two daughters: Natalia and Alyssa...Originally signed by Jess Flores of the Twins...Earned letters in baseball and cross country at Santa Barbara (CA) High School, graduating in 1976...Played baseball 2 years at Santa Barbara City College...Hit .370 in 1977 and was named to Western State Conference All-Star team...Had a 10-2 mark as a pitcher in 1978 and was selected to the All-Southern California Community College team...Played semi-pro ball in major inter-county league in Canada where he pitched a no-hitter...Is an avid golfer and enjoys drawing and sketching in his free time....During the last four seasons, Jesse was the sponsor of the "Jesse's Kids" program in which he purchased Orioles game tickets for inner city children through Baltimore City's Department of Recreation and Parks Summer Program.

### ALL-TIME LEADERS, GAMES

1. Dennis Eckersley	1,071	Rich Gossage	1,022
2. Hoyt Wilhelm	1,070	7. Lindy McDaniel	987
3. Kent Tekulve	1,050	8. Rollie Fingers	944
4. <b>Jesse Orosco</b>	<b>1,025+</b>	9. Gene Garber	931
5. Lee Smith	1,022	10. Cy Young	906

+ active

### ALL-TIME LEADERS, RELIEF APPEARANCES

1. Kent Tekulve	1,050	6. Gene Garber	922
2. <b>Jesse Orosco</b>	<b>1,021+</b>	7. Lindy McDaniel	913
3. Hoyt Wilhelm	1,018	8. Rollie Fingers	907
4. Lee Smith	1,016	9. Sparky Lyle	899
5. Rich Gossage	965	10. Jeff Reardon	880

+ active

YEAR	CLUB	W	L	ERA	G	GS	CG	SHO	SV	IP	H	R	ER	HR	BB	SO
1978	Elizabeth-1,2	4	4	1.13	20	0	0	0	6	40.0	29	7	5	0	20	48
1979	Tidewater	4	4	3.89	16	15	1	0	0	81.0	82	45	35	2	43	55
	NEW YORK (NL)	1	2	4.89	18	2	0	0	0	35.0	33	20	19	4	22	22
1980	Jackson	4	4	3.68	37	1	0	0	3	71.0	52	36	29	3	62	85
1981	Tidewater	9	5	3.31	46	10	0	0	8	87.0	80	39	32	7	32	81
	NEW YORK (NL)	0	1	1.59	8	0	0	0	1	17.0	13	4	3	2	6	18
1982	NEW YORK (NL)	4	10	2.72	54	2	0	0	4	109.1	92	37	33	7	40	89
1983	NEW YORK (NL)	13	7	1.47	62	0	0	0	17	110.0	76	27	18	3	38	84
1984	NEW YORK (NL)	10	6	2.59	60	0	0	0	31	87.0	58	29	25	7	34	85
1985	NEW YORK (NL)	8	6	2.73	54	0	0	0	17	79.0	66	26	24	6	34	68
1986	NEW YORK (NL)	8	6	2.33	58	0	0	0	21	81.0	64	23	21	6	35	62
1987	NEW YORK (NL)	3	9	4.44	58	0	0	0	16	77.0	78	41	38	5	31	78
1988	LOS ANGELES-3,4	3	2	2.72	55	0	0	0	9	53.0	41	18	16	4	30	43
1989	CLEVELAND	3	4	2.08	69	0	0	0	3	78.0	54	20	18	7	26	79
1990	CLEVELAND	5	4	3.90	55	0	0	0	2	64.2	58	35	28	9	38	55
1991	CLEVELAND-5	2	0	3.74	47	0	0	0	0	45.2	52	20	19	4	15	36
1992	MILWAUKEE	3	1	3.23	59	0	0	0	1	39.0	33	15	14	5	13	40
1993	MILWAUKEE	3	5	3.18	57	0	0	0	8	56.2	47	25	20	2	17	67
1994	MILWAUKEE	3	1	5.08	40	0	0	0	0	39.0	32	26	22	4	26	36
1995	BALTIMORE-6	2	4	3.26	65	0	0	0	3	49.2	28	19	18	4	27	58
1996	BALTIMORE	3	1	3.40	66	0	0	0	0	55.2	42	22	21	5	28	52
1997	BALTIMORE	6	3	2.32	71	0	0	0	0	50.1	29	13	13	6	30	46
1998	BALTIMORE	4	1	3.18	69	0	0	0	7	56.2	46	20	20	6	28	50
Minor Lg. Totals		21	17	3.26	119	26	1	0	17	279.0	243	127	101	12	157	269
BALTIMORE Totals		15	9	3.05	271	0	0	0	10	212.1	145	74	72	21	113	206
American League		34	24	3.24	598	0	0	0	24	535.1	421	215	193	52	248	519
National League		50	49	2.73	427	4	0	0	116	648.1	521	225	197	44	270	549
ML Totals		84	73	2.97	1025	4	0	0	140	1183.2	942	440	390	96	518	1068

1-Selected by Minnesota in the second round of the January 1978 First Year Player Draft

2-Traded to New York (NL) as player to be named with P Greg Field for P Jerry Koosman on December 8, 1978

3-Traded to Oakland as part of three-team deal, traded by A's to Los Angeles with SS Alfredo Griffin

and P Jay Howell for pitchers Bob Welch, Matt Young and Jack Savage on December 11, 1987

4-Signed by Cleveland as a free agent on December 3, 1988

5-Traded to Milwaukee for cash on December 6, 1991

6-Signed by Baltimore as a free agent on April 8, 1995

DIVISION SERIES	W	L	ERA	G	GS	CG	SHO	SV	IP	H	R	ER	HR	BB	SO
1996 Bal vs Cle	0	1	36.00	4	0	0	0	0	1.0	2	4	4	0	3	2
1997 Bal vs Sea	0	0	0.00	2	0	0	0	0	1.1	1	0	0	0	0	1
Totals	0	1	15.43	6	0	0	0	0	2.1	3	4	4	0	3	3

LCS	W	L	ERA	G	GS	CG	SHO	SV	IP	H	R	ER	HR	BB	SO
1986 NY vs Hou	3	0	3.38	4	0	0	0	0	8.0	5	3	3	1	2	10
1988 LA vs NYM	0	0	7.71	4	0	0	0	0	2.1	4	2	2	0	3	0
1996 Bal vs NYY	0	0	4.50	4	0	0	0	0	2.0	2	1	1	0	1	2
1997 Bal vs Cle	0	0	0.00	2	0	0	0	0	1.1	0	0	0	0	0	1
Totals	3	0	3.95	14	0	0	0	0	13.2	11	6	6	1	7	13

WORLD SERIES	W	L	ERA	G	GS	CG	SHO	SV	IP	H	R	ER	HR	BB	SO
1986 NY vs Bos	0	0	0.00	4	0	0	0	2	5.2	2	0	0	0	0	6
1988 LA vs Oak									Did Not Play						
Totals	0	0	0.00	4	0	0	0	2	5.2	2	0	0	0	0	6

ALL-STAR	W	L	ERA	G	GS	CG	SHO	SV	IP	H	R	ER	HR	BB	SO
1983 NL at Chi	0	0	0.00	1	0	0	0	0	0.1	0	0	0	0	0	1
1984 NL at SF									Did Not Play						
Totals	0	0	0.00	1	0	0	0	0	0.1	0	0	0	0	0	1

BATTING RECORD YEAR	AVG	AB	R	H	2B	3B	HR	RBI	BB	SO	SB	CS
1997 Totals	.000	0	0	0	0	0	0	0	1	0	0	0
1998 Totals	-	-	-	-	-	-	-	-	-	-	-	-
Career Totals	.169	59	0	10	0	0	0	4	7	25	0	0
Post Season Totals	1.000	1	1	1	0	0	0	1	0	0	0	0

	ERA	W-L	SV	G	IP	H	ER	HR	ERA	W-L	SV	G	IP	H	ER	HR
Total	3.18	4-1	7	69	56.2	46	20	6	2.97	84-73	140	1025	1183.2	942	390	96
Home	2.48	2-0	5	39	32.2	21	9	1	2.86	42-38	65	518	622.0	493	198	50
Away	4.13	2-1	2	30	24.0	25	11	5	3.08	42-35	75	507	561.2	449	192	46
Ana	1.69	1-0	0	7	5.1	4	1	1	2.13	4-2	3	43	42.1	25	10	3
Bal	-	-	-	-	-	-	-	-	2.43	0-1	1	27	29.2	26	8	3
Bos	0.00	2-0	1	5	4.1	5	0	0	4.50	2-3	3	49	48.0	37	24	8
Cws	9.64	0-0	1	5	4.2	7	5	2	4.86	3-2	1	42	33.1	40	18	6
Cle	2.25	0-0	0	6	4.0	3	1	0	2.67	3-2	0	33	27.0	12	8	2
Det	0.00	0-0	1	4	2.2	1	0	0	1.88	2-1	4	40	38.1	25	8	3
KC	0.00	0-0	0	2	1.0	1	0	0	1.05	1-2	1	41	34.1	28	4	2
Min	0.00	0-0	1	4	3.2	1	0	0	3.72	3-1	2	39	29.0	23	12	3
NY	10.80	0-1	1	3	3.1	5	4	1	3.20	3-3	3	53	45.0	39	16	7
Oak	3.60	1-0	0	6	5.0	4	2	0	2.00	2-1	1	37	36.0	17	8	2
Sea	6.00	0-0	0	5	3.0	4	2	0	5.93	5-3	0	51	41.0	47	27	3
Tam	5.79	0-0	0	7	4.2	6	3	0	5.79	0-0	0	7	4.2	6	3	0
Tex	0.00	0-0	1	3	3.1	0	0	0	4.22	3-2	3	42	42.2	35	20	3
Tor	4.91	0-0	0	6	3.2	2	2	2	4.12	1-1	0	50	43.2	34	20	6
PRE ASG	3.38	1-1	5	35	29.1	25	11	5	3.49	33-43	72	541	622.0	513	241	46
POST ASG	2.96	3-0	2	34	27.1	21	9	1	2.39	51-30	68	484	561.2	429	149	50
Mari/Apr	9.95	0-0	2	10	6.1	12	7	3	3.70	6-8	23	120	121.2	100	50	10
May	1.00	1-0	1	11	9.0	4	1	0	3.10	18-13	23	186	221.0	159	76	15
June	1.38	0-0	2	13	13.0	7	2	2	3.43	7-16	17	181	215.1	189	82	14
July	0.84	3-1	1	12	10.2	6	1	0	2.60	18-11	24	179	201.0	170	58	13
August	4.00	0-1	1	13	9.0	8	4	0	2.57	17-12	26	187	213.2	163	61	19
Sept/Oct	5.19	0-0	0	10	8.2	9	5	1	2.89	18-13	27	172	211.0	161	63	25
All	0.00	0-0	0	1	1.0	0	0	0	4.50	1-6	8	31	42.0	46	21	3
Fia	0.00	0-0	0	1	2.0	1	0	0	4.50	0-0	0	3	4.0	2	2	1
Mon	-	-	-	-	-	-	-	-	2.59	8-6	10	44	59.0	55	17	6
NY	0.00	0-0	0	2	2.1	1	0	0	2.16	0-0	0	6	8.1	6	2	1
Phi	0.00	0-0	1	2	2.2	1	0	0	2.63	5-3	14	45	54.2	38	16	3

### FIELDING

P	PCT	G	PO	A	E	DP
1979	1.000	18	2	9	0	1
1981	1.000	8	1	2	0	0
1982	1.000	54	4	16	0	1
1983	1.000	62	5	19	0	0
1984	.929	60	2	11	1	1
1985	.917	54	3	8	1	2
1986	1.000	58	4	8	0	0
1987	1.000	58	4	9	0	0
1988	1.000	55	1	10	0	1
1989	1.000	69	6	13	0	1
1990	.938	55	1	14	1	1
1991	1.000	47	3	3	0	0
1992	1.000	59	2	3	0	0
1993	1.000	57	1	19	0	0
1994	1.000	40	3	3	0	1
1995	1.000	65	3	8	0	0
1996	1.000	66	2	8	0	0
1997	1.000	71	3	6	0	0
1998	1.000	69	1	5	0	1
Career	.987	1025	51	174	3	11
OF	PCT	G	PO	A	E	DP
1986	1.000	1	1	0	0	0
Career	1.000	1	1	0	0	0

# LIFETIME BY BALLPARK

JESSE OROSCO	ERA	W	L	S	G	IP	H	ER	HR
Edison International Field	3.00	3	0	1	23	21.0	12	7	3
Oriole Park at Camden Yards	2.63	6	4	8	156	123.1	80	36	11
Memorial Stadium	5.06	0	0	0	6	5.1	5	3	2
Fenway Park	4.21	0	1	0	23	25.2	25	12	3
Comiskey Park	5.06	1	0	0	17	10.2	17	6	2
Jacobs Field	2.70	1	1	0	14	13.1	3	4	0
Tiger Stadium	2.70	1	1	2	20	20.0	13	6	2
Ewing M. Kauffman Stadium	1.29	0	0	1	19	14.0	12	2	0
Hubert H. Humphrey Metrodome	2.45	1	0	1	16	11.0	7	3	1
Yankee Stadium	5.00	1	3	1	22	18.0	19	10	4
Oakland-Alameda County Coliseum	2.77	1	1	0	15	13.0	6	4	2
The Kingdome	9.53	4	1	0	24	17.0	27	18	1
Tropicana Field	0.00	0	0	0	3	2.0	2	0	0
The Ballpark in Arlington	16.20	0	1	0	8	5.0	7	9	1
Skydome	2.05	1	0	0	24	22.0	10	5	2
NATIONAL LEAGUE									
Turner Field	0.00	0	0	0	3	2.0	2	0	0
Pro Player Stadium	9.00	0	0	0	2	2.0	1	2	1
Olympic Stadium	1.14	4	2	5	20	23.2	14	3	1
Shea Stadium	1.96	23	19	39	146	357.1	216	78	17
Veterans Stadium	3.86	1	3	6	21	23.1	17	10	2

## WILLIS OTANEZ

THIRD BASEMAN—#52

Born: April 19, 1973

1999 Opening Day Age: 25

Height: 6'1"

Weight: 213

Bats: R


Throws: R

Birthplace/Residence: Born and still resides in Las Mats de Cotui, DR

Contract Status: Signed through 1999

M.L. Service: 36 days

Acquired: February 12, 1996; claimed on waivers by the Orioles from the Seattle Mariners



## 1998

- Spent most of the year at AAA Rochester where he finished 5<sup>th</sup> in the International League in HR (27) and RBI (100) despite missing the last two weeks of the season when he was called up by the Orioles.
- Was the starting third baseman and was 2-for-2 with a 2B and 2 runs scored in the AAA All-Star Game played July 8 at Norfolk, VA.
- At Rochester he played 116 games at third base, 4 games at first base and 2 games in the outfield...On the year he made 12 errors.
- Willis was named Orioles Organizational Player of the Month for April and twice won I.L. "Batter of the Week" honors...In addition, he was named to the International League post-season All-Star Team as a designated hitter.
- His contract was purchased by the Orioles on August 22...On August 25 he made his major league debut, starting in right field at Chicago...In the game he went 1-for-3, singling off Tom Fordham in his first big league at-bat.
- On August 27 at Chicago, Otanez' 3<sup>rd</sup> game and 2<sup>nd</sup> start in the majors, he broke his left wrist while attempting to make a diving catch in right field...The injury ended his season.

## PRO CAREER

1997: Split the season between AA Bowie and AAA Rochester...Began the year at Rochester but on 5/16 he was placed on the disabled list...On 6/11 he underwent right elbow surgery...The procedure was performed by Dr. James Andrews in Birmingham, AL...After a brief eight game rehabilitation assignment in the Gulf Coast League, Willie joined AA Bowie on 7/24...Batted safely in 11 straight games, 7/25-8/5...Appeared in 19 games for the Baysox and hit safely in 16 of those games...Walked four times at Harrisburg on 7/24, tying a Bowie club record...Also tied a club record with three doubles vs. Trenton on 7/30...On 8/13 was promoted back to AAA Rochester where he remained for the rest of the season...Finished the regular season in a 1-for-16 slide...In the Governors' Cup, he went 1-for-6 with a home run...At Bowie he batted .354 (17-48) in 12 games as the Baysox designated hitter, including 6 doubles, 2 homers and 8 RBI...On 12/19 was designated for assignment...After clearing waivers he resigned with Baltimore.

1996: Spent his first season in the Orioles organization at AA Bowie and was

named the Baysox Co-MVP along with Howie Clark...His 24 home runs established a Bowie single season home run record shattering the old mark of 21 set by Stanton Cameron in '93...Also set Baysox single season records in Extra Base Hits (53) and Total Bases (237)...Smacked seven home runs in six games, 7/15-20...During that stretch he enjoyed his only multi-HR games of the year when he went deep twice on 7/16 and 7/18 against the Canton-Akron Indians...Also during that week he hit .379 (11-29) with 15 RBI to earn EL "Player of the Week" honors...During the year, Willis homered in three consecutive games twice, 7/14-16 and 7/18-20...Missed out on Eastern League fielding title by .00018...He finished with a .94118 fielding percentage (408 TC, 24 E), behind Trenton's Todd Carey (.94136)...Led the EL in Putouts (106) and was 2nd in Total Chances (408)...Following the season he played winter ball for Licey in the Dominican Republic.

1995: Began the year at Class A Vero Beach and spent the final month at AA San Antonio...Combined to hit .256 with 11 HR and 60 RBI in 119 games...Named "Best Defensive 3B" in Class A in *Baseball America's* "Tools of the Trade" poll...Played exclusively at third base, except for three games as the Vero Beach DH...Batted .292 in July to earn his first promotion to AA on 8/1...Following the season he played winter ball for Licey in the Dominican Republic.

1994: Played at Vero Beach and set then career-highs in HR (19) and RBI (72)...Was 3rd in the Florida State League in homers...Was 2nd on club in runs (77) and 3rd in hits (132)...Led the league in putouts by a third baseman (109)...Went 2-for-4 in FSL All-Star Game...Had a pair of 2-HR games and two 4-hit games...Played winter ball in the Dominican Republic during the off-season.

1993: With Bakersfield in the California League he was honored as having the Best Infield Arm in Class A by *Baseball America*...Was 4th on the team with 10 home runs...Played 87 games at third base, eight at shortstop and one at second base, making 25 errors overall.

1992: Promoted to Vero Beach in the Florida State League...Played in 117 games, third most on the team...Played 94 games at shortstop and 13 at third base...On the year he made 33 errors.

1991: Spent his first minor league season with Great Falls...Batted .288 (64-222) in 58 games.

1990: Signed with the Dodgers and played for Santo Domingo of the Dominican Summer League...Batted .315 (84-267) in 70 games.

## PERSONAL/MISCELLANEOUS

Married...Wife's name is K.C...One child: Alex (1/28/94)...Originally signed by Ralph Avila and Pablo Peguero of the Dodgers...Played baseball, basketball and volleyball at Liceo Sec Miguel A Garcia Viloria High School...His father is an engineer and his mother is a high school principal...His brother Winston is a professional pianist and his sister Nani is a doctor in Santo Domingo...Hobbies include chess and checkers.

YEAR	CLUB	AVG	G	AB	R	H	2B	3B	HR	RBI	BB	SO	SB	CS
1991	Great Falls-1	.288	58	222	38	64	9	2	6	39	19	34	3	3
1992	Vero Beach	.221	117	390	27	86	18	0	3	27	24	60	2	4
1993	Bakersfield	.262	95	325	34	85	11	2	10	39	29	63	1	4
1994	Vero Beach	.277	131	476	77	132	27	1	19	72	53	98	4	2
1995	Vero Beach	.260	92	354	39	92	24	0	10	53	28	59	1	1
	San Antonio-2	.240	27	100	8	24	4	1	1	7	6	25	0	1
1996	Bowie-3	.265	138	506	60	134	27	2	24	75	45	97	3	7
1997	Rochester	.208	50	168	20	35	9	0	5	25	15	35	0	0
	Gulf Coast	.320	8	25	5	8	2	0	2	3	2	4	0	0
	Bowie	.333	19	78	13	26	9	0	3	13	9	19	0	1
1998	Rochester	.285	124	481	87	137	24	2	27	100	41	104	1	0
	BALTIMORE	.200	3	5	0	1	0	0	0	0	0	2	0	0
Minor Lg. Totals		.263	859	3125	408	823	164	10	110	453	271	598	15	23
BALTIMORE Totals		.200	3	5	0	1	0	0	0	0	0	2	0	0
American League		.200	3	5	0	1	0	0	0	0	0	2	0	0
National League		-	-	-	-	-	-	-	-	-	-	-	-	-
ML Totals		.200	3	5	0	1	0	0	0	0	0	2	0	0

1-Signed by Dodgers as a non-drafted free agent on February 10, 1990

2-Traded by Dodgers to Mariners with INF Miguel Cairo for INF Mike Blowers on November 29, 1995

3-Claimed on waivers from Seattle by the Orioles on February 12, 1996



	1998 SEASON					LIFETIME				
	AVG	AB	H	HR	RBI	AVG	AB	H	HR	RBI
Total	.200	5	1	0	0	.200	5	1	0	0
Home	-	-	-	-	-	-	-	-	-	-
Away	.200	5	1	0	0	.200	5	1	0	0
Ana	-	-	-	-	-	-	-	-	-	-
Bal	-	-	-	-	-	-	-	-	-	-
Bos	-	-	-	-	-	-	-	-	-	-
Cws	.200	5	1	0	0	.200	5	1	0	0
Cle	-	-	-	-	-	-	-	-	-	-
Det	-	-	-	-	-	-	-	-	-	-
KC	-	-	-	-	-	-	-	-	-	-
Min	-	-	-	-	-	-	-	-	-	-
NY	-	-	-	-	-	-	-	-	-	-
Oak	-	-	-	-	-	-	-	-	-	-
Sea	-	-	-	-	-	-	-	-	-	-
Tam	-	-	-	-	-	-	-	-	-	-
Tex	-	-	-	-	-	-	-	-	-	-
Tor	-	-	-	-	-	-	-	-	-	-
PRE ASG	-	-	-	-	-	-	-	-	-	-
POST ASG	.200	5	1	0	0	.200	5	1	0	0
vs. Left	.333	3	1	0	0	.333	3	1	0	0
vs. Right	.000	2	0	0	0	.000	2	0	0	0
as DH	-	-	-	-	-	-	-	-	-	-
as PH	.000	1	0	0	0	.000	1	0	0	0
Mari/Apr	-	-	-	-	-	-	-	-	-	-
May	-	-	-	-	-	-	-	-	-	-
June	-	-	-	-	-	-	-	-	-	-
July	-	-	-	-	-	-	-	-	-	-
August	.200	5	1	0	0	.200	5	1	0	0
Sept/Oct	-	-	-	-	-	-	-	-	-	-
All	-	-	-	-	-	-	-	-	-	-
Fla	-	-	-	-	-	-	-	-	-	-
Mon	-	-	-	-	-	-	-	-	-	-
NY	-	-	-	-	-	-	-	-	-	-
Phi	-	-	-	-	-	-	-	-	-	-

#### FIELDING

OF	PCT	G	PO	A	E	DP
1998	1.000	2	1	0	0	0
Career	1.000	2	1	0	0	0

#### LIFETIME BY BALLPARK

WILLIS OTANEZ	AVG	AB	H	HR	RBI
Comiskey Park	.200	5	1	0	0

## RICARDO (RICKY) OTERO

OUTFIELDER—#75: SPRING TRAINING INVITEE

**Born:** April 15, 1972

**Opening Day Age:** 26

**Height:** 5'5"

**Weight:** 154

**Bats:** S

**Throws:** R


**Birthplace/Residence:** Born in Vega Baja, PR...

Resides in Huntington Station, NY

**Contract Status:** Signed through 1999

**M.L. Service:** 1 year, 121 days

**Acquired:** April 17, 1998; signed by the Orioles as a minor league free agent



#### GAME HIGHS, STREAKS & SLAMS

**RUNS:** 2, 10 times, most recently July 10, 1997 at Florida...**HITS:** 4, July 30, 1996 vs. St. Louis...**DOUBLES:** 1, 19 times, most recently August 18, 1998 at Houston...**TRIPLES:** 1, 9 times, most recently June 10, 1997 at Montreal...**HR:** 1, twice, most recently June 15, 1996 at Colorado...**RBI:** 5, September 29, 1996 at New York Mets...**WALKS:** 3, May 29, 1996 vs. Los Angeles...**SB:** 2, three times, most recently June 23, 1996 at Colorado...**HITTING STREAK:** 12 games, September 3-17, 1996...**GRAND SLAMS:** None

#### 1998

• Was released by the Houston Astros on March 29 and signed a minor league contract with the Orioles on April 17...Spent the season at AAA Rochester.  
• His .288 batting average was 6<sup>th</sup> best in the Orioles farm system...On April 27 vs. Syracuse he went 4-for-5...Batted .326 (63-193) at Rochester's Frontier Field.

• The switch-hitter batted .325 (27-83) against left-handed pitchers and .277 (75-271) against right-handers.  
• Compiled a 12-game hitting streak, April 29-May 11, the longest streak on the Red Wings in '98...During that stretch he hit .333 (17-51)...Also put together 8-game and 7-game hit streaks during the year.  
• Hit .329 (25-76) in July with 9 doubles, 2 triples, 16 runs scored and 12 RBI...Finished the year with 29 multi-hit games.  
• Was placed on the disabled list on July 28 with a knee injury that ended his season...On July 31 he underwent arthroscopic surgery on his left knee...The procedure was performed by Dr. Michael Jacobs of the Orioles.  
• Following the season he played for Caguas in the Puerto Rico Winter League.

#### PRO CAREER

**1997:** Split the season between the Phillies and AAA Scranton-Wilkes Barre...Was recalled on three different occasions by the Phillies...Was in the majors from 5/10-22, 6/2-8/18 and 9/12-29...Reached a major league season-high 3 hits four times: 6/21 vs. Atlanta, 6/27 at Atlanta, 7/19 vs. Pittsburgh, and 7/28 at San Diego.

**1996:** Began the year at AAA Scranton...Was hitting .299 when his contract was purchased by the Phillies on 5/28...At the time of call-up was leading International League in runs and triples and was 2<sup>nd</sup> in hits and 3<sup>rd</sup> in steals...On 5/28 made his Philly debut and collected three hits against Dodgers...First major league homer came on 6/3 at Chicago off Steve Trachsel...Compiled a 10-game hitting streak, 7/15-24...Collected career-best 4 hits on 7/30 vs. St. Louis...Went 58 consecutive plate appearances without striking out and had just 1K in 81 PA, 7/13-8/1...Had a career-high 12-game hit streak, 9/3-17...Had 10 bunt hits...Finished T8th in the league with 7 triples and led the Phillies with 8 outfield assists in 100 games.

**1995:** Opened the season with the Mets, making his big league debut on 4/26 at Colorado and he singled in his first ML at-bat...Optioned to AAA Norfolk on 5/28 after hitting .146 in 22 games, 8 starts...Recalled on 7/6...Hit .100 in 13 games before returning to AAA on 7/23...Recalled again on 7/24 due to a Mets injury, but was then optioned back on 7/25...Traded to Philadelphia on 12/14 and played winter ball in Puerto Rico.

**1994:** Helped lead the AA Binghamton Mets to the Eastern League title, hitting .350 in the post-season...Named Doubleday Award winner by the team...Had league-leading 9 triples, was 2<sup>nd</sup> in Runs (96), T3rd in AB (531) and Hits (156) and T4th in SB (33)...156 hits was 4<sup>th</sup> among all AA players...Selected as the Best Defensive Outfielder in the league by E.L. managers...Compiled two 11-game hitting streaks.

**1993:** Ranked 2<sup>nd</sup> among Mets minor leaguers in triples (10) and 6<sup>th</sup> in hits (133) and stolen bases (29)...Played winter ball in Puerto Rico.

**1992:** Split the season between Class A clubs in Columbia and St. Lucie...Hit a combined .306.

**1991:** Voted Doubleday Award winner and Most Valuable Player at Kingsport where he batted a lofty .343 in 66 games.

#### PERSONAL/MISCELLANEOUS

Married...Wife's name is Gladys...Three Children: Ricky, Jr., Brittany and Richie...Graduated from Lino Padron Rivera High School in Puerto Rico where he played baseball and basketball and ran track...Set school records in the 100 and 200 meter dash...Was selected by the Toronto Blue Jays in the 1989 Draft, but did not sign...While playing for the Phils, at 5'5", he and shortstop George "Kid" Stutz, who played 6 games for the 1926 Phillies, were the 2<sup>nd</sup> shortest Phillies in club history...Outfielder Billy Maharg, who played one game for the Phillies in 1916, was the shortest at 5'4 1/2".

Year	Club	AVG	G	AB	R	H	2B	3B	HR	RBI	BB	SO	SB	CS
1991	Kingsport-1,2	.345	66	235	47	81	16	3	7	52	35	32	12	4
	Pittsfield	.292	6	24	4	7	0	0	0	2	2	1	4	0
1992	Columbia	.300	96	353	57	106	24	4	8	60	38	53	39	13
	St. Lucie	.318	40	151	20	48	8	4	0	19	9	11	10	5
1993	Binghamton	.264	124	503	63	133	21	10	25	54	38	57	28	15
1994	Binghamton	.294	128	531	96	156	31	9	7	57	50	49	33	16
1995	Norfolk	.268	72	295	37	79	8	6	1	23	27	33	16	13
	NEW YORK (NL)-3	.137	35	51	5	7	2	0	0	1	3	10	2	1
1996	Scranton	.299	46	177	38	53	9	8	1	9	28	13	15	6
	PHILADELPHIA	.273	104	411	54	112	11	7	2	32	34	30	16	10
1997	Scranton	.331	38	160	24	53	10	5	1	15	13	13	5	4
	PHILADELPHIA	.252	50	151	20	38	6	2	0	3	19	15	0	3
1998	Rochester-4	.288	87	354	53	102	25	6	4	45	21	30	10	5
	Minor Lg. Totals	.294	703	2783	439	818	152	55	31	336	261	292	172	81
	BALTIMORE Totals	-	-	-	-	-	-	-	-	-	-	-	-	-
	American League	-	-	-	-	-	-	-	-	-	-	-	-	-
	National League	.256	189	613	79	157	19	9	2	36	56	55	18	14
	ML Totals	.256	189	613	79	157	19	9	2	36	56	55	18	14

1-Selected by Toronto in June 1989 First Year Player Draft, but did not sign  
2-Selected by New York Mets in 45th round of June 1990 First Year Player Draft  
3-Traded to Philadelphia for OF Phil Geisler on December 14, 1995  
4-Signed by Baltimore as a minor league free agent on April 17, 1998

1998 SEASON						LIFETIME					
	AVG	AB	H	HR	RBI	AVG	AB	H	HR	RBI	
Total	-	-	-	-	-	.256	613	157	2	36	
Home	-	-	-	-	-	.250	336	84	0	15	
Away	-	-	-	-	-	.264	277	73	2	21	
Ana	-	-	-	-	-	-	-	-	-	-	
Bal	-	-	-	-	-	.000	7	0	0	0	
Bos	-	-	-	-	-	.200	5	1	0	0	
Cws	-	-	-	-	-	-	-	-	-	-	
Cle	-	-	-	-	-	-	-	-	-	-	
Det	-	-	-	-	-	-	-	-	-	-	
KC	-	-	-	-	-	-	-	-	-	-	
Min	-	-	-	-	-	-	-	-	-	-	
NY	-	-	-	-	-	-	-	-	-	-	
Oak	-	-	-	-	-	-	-	-	-	-	
Sea	-	-	-	-	-	-	-	-	-	-	
Tam	-	-	-	-	-	-	-	-	-	-	
Tex	-	-	-	-	-	-	-	-	-	-	
Tor	-	-	-	-	-	.000	9	0	0	0	
PRE ASG	-	-	-	-	-	.235	298	70	2	17	
POST ASG	-	-	-	-	-	.276	315	87	0	19	
vs. Left	-	-	-	-	-	.252	131	33	0	5	
vs. Right	-	-	-	-	-	.257	482	124	2	31	
as DH	-	-	-	-	-	-	-	-	-	-	
as PH	-	-	-	-	-	.250	24	6	0	0	
Mar/Apr	-	-	-	-	-	.250	4	1	0	0	
May	-	-	-	-	-	.197	61	12	0	1	
June	-	-	-	-	-	.228	180	41	2	13	
July	-	-	-	-	-	.322	174	56	0	13	
August	-	-	-	-	-	.216	102	22	0	3	
Sept/Oct	-	-	-	-	-	.272	92	25	0	6	
Atl	-	-	-	-	-	.352	54	19	0	2	
Fla	-	-	-	-	-	.294	51	15	0	3	
Mon	-	-	-	-	-	.147	68	10	0	2	
NY	-	-	-	-	-	.396	48	19	0	6	
Phi	-	-	-	-	-	.000	2	0	0	0	

#### FIELDING

OF	PCT	G	PO	A	E	DP
1995	1.000	24	31	1	0	0
1996	.985	100	247	8	4	2
1997	1.000	42	95	4	0	0
Career	.990	166	373	13	4	2

#### LIFETIME BY BALLPARK

	AVG	AB	H	HR	RBI
RICKY OTERO					
Oriole Park at Camden Yards	.000	7	0	0	0
Fenway Park	.200	5	1	0	0
NATIONAL LEAGUE					
Turner Field	.375	24	9	0	1
Pro Player Stadium	.400	20	8	0	1
Olympic Stadium	.156	32	5	0	0
Shea Stadium	.218	55	12	0	1
Veterans Stadium	.265	309	82	0	14

## CALVIN E. PICKERING

FIRST BASEMAN—#39

Born: September 29, 1976

1999 Opening Day Age: 22

Height: 6'5"

Weight: 278

Bats: L

Throws: L

Birthplace/Residence: Born in St. Thomas, Virgin

Islands...Resides in Temple Terrace, FL

Contract Status: Signed through 1999

M.L. Service: 17 days

Acquired: Orioles 35th round selection in 1995

First Year Player Draft



## 1998

• The Orioles prospect spent most of the season at AA Bowie where he won 2/3 of the Eastern League Triple Crown, leading the league in HR (31) and RBI (114)...He finished 5<sup>th</sup> in the league with a .309 batting average...He also led the E.L. with a .566 Slugging Pct. and a .434 On-Base Pct. and was 3<sup>rd</sup> with 93 RS...His HR and RBI totals both set Bowie Baysox single season records.

• Calvin was named Eastern League "Player of the Year" and was named to the Howe Sportsdata All-Prospect Team...He was twice named Orioles Organizational "Player of the Month" (July and August) and twice awarded Eastern League "Player of the Week"...He was the E.L. "Player of the Month" for August when he batted .396 with 12 HR and 34 RBI.

• Represented the Orioles in the AA All-Star Game played at New Haven, CT on July 8.

• Pickering's contract was purchased by the Orioles on September 11 and he made his major league debut on September 12 as the DH against Anaheim.

• On September 19 vs. New York, Calvin started at first base and collected his first major league hit when he homered off David Cone...Both of his major league home runs came off former Cy Young Award winners as he took Pedro Martinez deep at Fenway Park on September 24.

• Pickering batted safely in 5 of the 9 games that he played in and 4 of his 6 starts...Following the season he played winter ball in Puerto Rico for the Mayaguez club.

## PRO CAREER

1997: Ranked among South Atlantic League leaders in slugging (.455, 2nd), homers (25, 3rd), extra base hits (57, 5th) and batting average (.311, 7th)...Led team in each category except extra base hits (2nd to Ryan Minor)...Led Orioles farmhands in homers and was 4th in RBI and 6th in batting average...Was hitting only .258 (42-163) through May with 6 HR...Batted .426 (26-61) in June...Hit .343 (35-102) in July...Had 5 multi-homer games, including back-to-back contests 6/14-15 at Fayetteville...Played for Maui Stingrays in Hawaiian Winter League and was co-league leader with 10 HR, 6th in batting (.301, 46-153) and 2nd in on-base pct. (.426) and slugging (.558).

1996: Was named recipient of the Brooks Robinson award given annually to the top position player in the Orioles system, Player of the Year, the 1st Rookie League player so honored since award's inception in '79...Led Appy League in homers (18), RBI (66), total bases (135), extra base hits (33), slugging pct. (.675) and intentional walks (4) and finished 4th with a .325 batting average...Was named to league's post-season All-Star team...Was tied for 3rd among short-season players with 18 homers, T4th with 66 RBI, and 2nd in slugging pct. (.675)...His 13 homers in August tied High Desert's Chris Kirgan for organization high for month and was 2nd among all minor leaguers...Named Howe SportsData's Star of Stars for Appalachian League for overall statistical performance...Twice was named Appy Player of the Week: 8/5-11, when he batted .444 (12-27) with 4 HR, 9 runs and 10 RBI; and 8/19-25, when he hit .400 (10-25) with 5 HR, 8 runs and 12 RBI...Had 18 multi-hit games...Finished year with 9-game hitting streak, 8/18-27, batting .471 (16-34) with 7 HR, 10 runs and 20 RBI...Collected 6 RBI 8/23 vs. Bristol Was Bluefield's Player of the Month in both July and August.

1995: Hit safely in 14 of 15 games including a 13-game hitting streak (28-54) 8/12-25...Earned 2 GCL Player of the Week Awards in August.



## PERSONAL/MISCELLANEOUS

Single...Originally signed by Orioles scout Harry Shelton...Grew up in the U.S. Virgin Islands and came to the United States while in high school...Graduated in 1995 from King HS in Tampa, FL...Enjoys working out and swimming...This past off-season Calvin returned to Baltimore to take part in the Orioles annual FanFest.

Year	Club	AVG	G	AB	R	H	2B	3B	HR	RBI	BB	SO	SB	CS
1995	Gulf Coast-1	.500	15	60	8	30	10	0	1	22	2	6	0	0
1996	Bluefield	.325	60	200	45	65	14	1	18	66	28	64	8	2
1997	Delmarva	.311	122	444	88	138	31	1	25	79	53	139	6	3
1998	Bowie	.309	139	488	93	151	28	2	31	114	98	119	4	6
	BALTIMORE	.238	9	21	4	5	0	0	2	3	3	4	1	0
Minor Lg. Totals		.322	336	1192	234	384	83	4	75	281	181	328	18	11
BALTIMORE Totals		.238	9	21	4	5	0	0	2	3	3	4	1	0
American League		.238	9	21	4	5	0	0	2	3	3	4	1	0
National League		-	-	-	-	-	-	-	-	-	-	-	-	-
ML Totals		.238	9	21	4	5	0	0	2	3	3	4	1	0

1-The Orioles 35th round selection of the 1995 First Year Player Draft

	1998 SEASON					LIFETIME				
	AVG	AB	H	HR	RBI	AVG	AB	H	HR	RBI
Total	.238	21	5	2	3	.238	21	5	2	3
Home	.182	11	2	1	1	.182	11	2	1	1
Away	.300	10	3	1	2	.300	10	3	1	2
Ana	.000	3	0	0	0	.000	3	0	0	0
Bal	-	-	-	-	-	-	-	-	-	-
Bos	.286	7	2	1	1	.286	7	2	1	1
Cws	-	-	-	-	-	-	-	-	-	-
Cle	-	-	-	-	-	-	-	-	-	-
Det	-	-	-	-	-	-	-	-	-	-
KC	-	-	-	-	-	-	-	-	-	-
Min	-	-	-	-	-	-	-	-	-	-
NY	.250	8	2	1	1	.250	8	2	1	1
Oak	-	-	-	-	-	-	-	-	-	-
Sea	-	-	-	-	-	-	-	-	-	-
Tam	-	-	-	-	-	-	-	-	-	-
Tex	-	-	-	-	-	-	-	-	-	-
Tor	.333	3	1	0	1	.333	3	1	0	1
PRE ASG	-	-	-	-	-	-	-	-	-	-
POST ASG	.238	21	5	2	3	.238	21	5	2	3
vs. Left	.000	1	0	0	0	.000	1	0	0	0
vs. Right	.250	20	5	2	3	.250	20	5	2	3
as DH	.222	9	2	1	1	.222	9	2	1	1
as PH	.000	1	0	0	0	.000	1	0	0	0
Mari/Apr	-	-	-	-	-	-	-	-	-	-
May	-	-	-	-	-	-	-	-	-	-
June	-	-	-	-	-	-	-	-	-	-
July	-	-	-	-	-	-	-	-	-	-
August	-	-	-	-	-	-	-	-	-	-
Sept/Oct	.238	21	5	2	3	.238	21	5	2	3
Atl	-	-	-	-	-	-	-	-	-	-
Fla	-	-	-	-	-	-	-	-	-	-
Mon	-	-	-	-	-	-	-	-	-	-
NY	-	-	-	-	-	-	-	-	-	-
Phi	-	-	-	-	-	-	-	-	-	-

### FIELDING

1B	PCT	G	PO	A	E	DP
1998	.969	5	31	0	1	3
Career	.969	5	31	0	1	3

### LIFETIME BY BALLPARK

CALVIN PICKERING	AVG	AB	H	HR	RBI
Oriole Park at Camden Yards	.182	11	2	1	1
Fenway Park	.286	7	2	1	1
Skydome	.333	3	1	0	1

### BEST AND WORST MONTHS IN ORIOLES HISTORY

MONTH	MOST WINS	MOST LOSSES	HIGHEST PCT.	LOWEST PCT.
April	16-7 ('69, '97)	1-22 ('88)	.917, 11-1 ('66)	.043, 1-22 ('88)
May	21-8 ('81)	10-19 ('55)	.724, 21-8 ('81)	.333, 9-18 ('54)
June	25-8 ('66)	5-23 ('87)	.793, 23-6 ('79)	.179, 5-23 ('87)
July	20-8 ('77)	9-21 ('54)	.731, 19-7 ('83)	.300, 9-21 ('54)
August	22-8 ('60)	10-21 ('55)	.733, 22-8 ('60, '70)	.219, 7-25 ('54)
Sept.-Oct.	22-12 ('68)	7-25 ('54)		
	22-8 ('70)			
	25-6 ('74)	9-24 ('88)	.806, 25-6 ('74)	.226, 7-24 ('87)

## SIDNEY ALTON PONSON

RHP—#43

Born: November 2, 1976

1999 Opening Day Age: 22

Height: 6'1"

Weight: 225

Bats: R


Throws: R

Birthplace/Residence: Born and resides in Noord, Aruba

Contract Status: Signed through 1999

M.L. Service: 164 days

Acquired: August 17, 1993; signed by the Orioles as a non-drafted free agent



### GAME HIGHS & STREAKS

LONGEST OUTING: 7.1 innings, September 19, 1998 vs. New York Yankees...STRIKEOUT HIGH: 6, August 2, 1998 at Kansas City...WALK HIGH: 5, June 26, 1998 at Montreal...WINNING STREAK: 6, July 2, 1998-August 18, 1998...LOSING STREAK: 4, April 29, 1998-June 9, 1998

### 1998

- Ponson started the year at AAA Rochester and made just one start for the Red Wings, defeating Buffalo on April 12, before the Orioles recalled him on April 17 when Mike Mussina went on the disabled list for the first time.
- On April 19 he made his major league debut, pitching in relief at Texas...On April 29 at Chicago, Sidney made his first big league start, after three relief appearances, and allowed 3 HR, taking the loss against the White Sox.
- With his big league debut, Ponson became the 3<sup>rd</sup> native of Aruba to play in the major leagues...Orioles outfielder Eugene Kingsale played in 3G for Baltimore in September of 1996...Orioles farmhand Calvin Maduro made his major league debut later that month while with the Phillies...On June 7 of this year, Orioles pitcher Radhames Dykhoff, Ponson's cousin, became the 4<sup>th</sup> Aruban to play in the majors, appearing in one game for the Orioles...All four of these players were originally signed by Orioles scout Jesus Halabi.
- After his first start he went back to the bullpen for eight more relief outings before being inserted into the starting rotation for the rest of the year...On May 24 at Oakland he earned his first professional save, recording the final two outs of the O's 2-1 win.
- He suffered a blown save and a loss against Texas on May 30, his final relief appearance, allowing a HR to Lee Stevens in the Orioles 10-8 loss.
- On June 16 he recorded his first major league win, defeating Irabu and the Yankees at Camden Yards, 2-0...In the win he tossed 6.2 shutout innings, allowing just two hits.
- Through June, Ponson was 1-6 with a 6.67 ERA...From that point to the end of the season, he went 7-3 with a 4.33 ERA...He compiled a 6-game winning streak over 9 starts, July 2 through August 18.
- Out of the bullpen, Ponson was 0-1 with one save in two chances and a 5.73 ERA (22.0IP, 23H, 14ER)...As a starter he was 8-8 with a 5.18 ERA (113IP, 134H, 65ER).
- His longest outing of the year came in a win against the Yankees on September 19 as he blanked New York over 7.1 innings for his 8<sup>th</sup> victory...Against the World Champions, the rookie was 2-0 in three games, two starts, with a 2.20 ERA (16.1IP, 11H, 4ER).
- On April 28 vs. Anaheim, Nerio Rodriguez, later traded to Toronto, started for the Orioles and on April 29 Ponson started at Chicago, marking the first time that the Orioles started rookies in back-to-back games in April since Pete Harnisch and Bob Milacki did it April 27-28, 1989.

### PRO CAREER

1997: Spent an injury shortened season at AA Bowie of the Eastern League and was the Baysox Opening Night starter...In his first two starts he tossed 15.0 shutout innings and was honored as the league's "Player of the Week"...On 4/9 vs. Norwich he tossed a 3-hit shutout and struck out 12...In six starts, from 4/15-5/12, Sidney went 0-4 with a 8.38 ERA (29.0IP, 27ER)...During that stretch he allowed 40 hits, including nine home runs...Tossed 7.1 shutout innings vs. Portland on 5/17 in a 2-1 victory, however, over his last four starts he was 0-3

with a 6.94 ERA...On 6/13 he was placed on the disabled list with elbow soreness...Made rehab start at Gulf Coast, pitching two hitless innings before re aggravating the injury.

1996: Ranked as the Orioles #1 prospect by *Baseball America*...Missed the first two months of the season as he remained in extended spring training...His 3.45 overall ERA was 2nd best in the Orioles organization behind only Nerio Rodriguez (2.21)...Was 5th in the organization with 110 strikeouts and T4th in the Carolina League with three complete games...Was the Orioles organizational "Pitcher of the Month" for June...During the month he went 4-1 with a 1.13 ERA (39.2IP, 25H, 5ER, 5BB, 47K)...Held opponents to a .182 average and fanned 11 twice during the stretch...On 8/15 he owned a 2.32 ERA (93.0IP, 24ER) in 15 appearances (13 starts)...In his final three starts he gave up 17ER and 23H in 14.0IP...Following the season he pitched for Phoenix of the Arizona Fall League...Went 2-1 in eight games, seven starts, with a 3.26 ERA.

1995: Tied for 4th in Appalachian League with 13 starts and was 5th in innings pitched (77.2)...His ratio of 1.85 walks per 9IP was 5th best among the league's starting pitchers...Won 5 straight decisions, 7/10-8/7...Started that stretch by being named Appalachian League "Pitcher of the Week" for 7/10-16, winning both his starts and allowing only 1 earned run in 14 innings on the mound...Struck out 10 Burlington batters in 7.0 innings on 8/1...Was top fielding pitcher (1.000 pct.) in Appy League with 20 total chances without an error.

1994: Relieved in his 1st two pro appearances, then made 10 straight starts...Pitched a 9-inning complete game and fanned a career-high 7 vs. the GCL Red Sox, 8/16...Averaged 2.1 walks and 6.5 strikeouts per 9IP.

#### PERSONAL/MISCELLANEOUS

Single...Originally signed by Orioles scout Jesus Halabi...Attended Maria College in Aruba...His mother was a standout basketball and volleyball player...Hobbies include wind surfing, beach volleyball, scuba diving and sailing...Returned to Baltimore last two off-seasons to take part in the Orioles annual FanFest and winter caravans.

YEAR	CLUB	W	L	ERA	G	GS	CG	SHO	SV	IP	H	R	ER	HR	BB	SO
1994	Gulf Coast-1	4	3	2.96	12	10	1	0	0	73.0	68	30	24	5	17	53
1995	Bluefield	6	3	4.17	13	13	0	0	0	77.2	79	44	36	7	16	56
1996	Frederick	7	6	3.45	18	16	3	0	0	107.0	98	56	41	6	28	110
1997	Gulf Coast	1	0	0.00	1	0	0	0	0	2.0	0	0	0	0	0	0
	Bowie	2	7	5.42	13	13	1	1	0	74.2	77	51	45	11	32	56
1998	Rochester	1	0	0.00	1	1	0	0	0	5.0	4	0	0	0	0	1
	BALTIMORE	8	9	5.27	31	20	0	0	1	135.0	157	82	79	19	42	85
	Minor Lg. Totals	21	19	3.87	58	53	5	1	0	339.1	326	181	146	29	94	278
	BALTIMORE Totals	8	9	5.27	31	20	0	0	1	135.0	157	82	79	19	42	85
	American League	8	9	5.27	31	20	0	0	1	135.0	157	82	79	19	42	85
	National League	-	-	-	-	-	-	-	-	-	-	-	-	-	-	-
	ML Totals	8	9	5.27	31	20	0	0	1	135.0	157	82	79	19	42	85

1-Signed by Orioles as a non-drafted free agent on August 17, 1993

1998 SEASON																
	ERA	W-L	Sho	G	IP	H	R	ER	HR	ERA	W-L	Sho	G	IP	H	R
Total	5.27	8-9	0	31	135.0	157	79	19	5.27	8-9	0	31	135.0	157	79	19
Home	3.33	4-4	0	14	67.2	66	25	7	3.33	4-4	0	14	67.2	66	25	7
Away	7.22	4-5	0	17	67.1	91	54	12	7.22	4-5	0	17	67.1	91	54	12
Ana Bal	0.00	0-0	0	1	0.2	1	0	0	0.00	0-0	0	1	0.2	1	0	0
Bos	5.94	0-2	0	3	16.2	24	11	3	5.94	0-2	0	3	16.2	24	11	3
Cws	7.45	0-1	0	2	9.2	8	8	3	7.45	0-1	0	2	9.2	8	8	3
Cle	8.25	0-1	0	3	12.0	15	11	0	8.25	0-1	0	3	12.0	15	11	0
Det	7.50	1-0	0	1	6.0	7	5	1	7.50	1-0	0	1	6.0	7	5	1
KC	3.95	1-1	0	2	13.2	16	6	1	3.95	1-1	0	2	13.2	16	6	1
Min	2.03	2-0	0	3	13.1	17	3	1	2.03	2-0	0	3	13.1	17	3	1
NYN	2.20	2-0	0	3	16.1	11	4	0	2.20	2-0	0	3	16.1	11	4	0
Oak	2.70	0-0	0	4	13.1	9	4	2	2.70	0-0	0	4	13.1	9	4	2
Sea	18.00	0-0	0	1	1.0	1	2	1	18.00	0-0	0	1	1.0	1	2	1
Tam	0.00	0-0	0	1	1.0	1	0	0	0.00	0-0	0	1	1.0	1	0	0
Tex	6.52	1-1	0	3	9.2	16	7	2	6.52	1-1	0	3	9.2	16	7	2
Tor	9.00	0-1	0	1	5.0	9	5	3	9.00	0-1	0	1	5.0	9	5	3
PRE ASG	6.30	2-6	0	18	60.0	71	42	13	6.30	2-6	0	18	60.0	71	42	13
POST ASG	4.44	6-3	0	13	75.0	86	37	6	4.44	6-3	0	13	75.0	86	37	6
Mar/Apr	5.68	0-1	0	4	12.2	14	8	4	5.68	0-1	0	4	12.2	14	8	4
May	8.10	0-1	0	8	13.1	15	12	3	8.10	0-1	0	8	13.1	15	12	3
June	6.43	1-4	0	5	28.0	35	20	6	6.43	1-4	0	5	28.0	35	20	6
July	4.66	3-0	0	5	29.0	32	15	3	4.66	3-0	0	5	29.0	32	15	3
August	4.41	3-2	0	6	34.2	44	17	2	4.41	3-2	0	6	34.2	44	17	2
Sept/Oct	3.63	1-1	0	3	17.1	17	7	1	3.63	1-1	0	3	17.1	17	7	1
All	-	-	-	-	-	-	-	-	-	-	-	-	-	-	-	-
Fla	3.00	1-0	0	1	6.0	7	2	0	3.00	1-0	0	1	6.0	7	2	0
Mon	17.36	0-1	0	1	4.2	9	9	1	17.36	0-1	0	1	4.2	9	9	1
NY	-	-	-	-	-	-	-	-	-	-	-	-	-	-	-	-
Phi	3.00	0-1	0	1	6.0	6	2	1	3.00	0-1	0	1	6.0	6	2	1

#### BATTING RECORD

YEAR	AVG	AB	R	H	2B	3B	HR	RBI	BB	SO	SB	CS
1998 Totals	.500	4	1	2	0	0	0	0	0	2	0	0
Career Totals	.500	4	1	2	0	0	0	0	0	2	0	0
Post Season Totals	-	-	-	-	-	-	-	-	-	-	-	-

#### FIELDING

P	PCT	G	PO	A	E	DP
1998	.955	31	10	11	1	1
Career	.955	31	10	11	1	1

#### LIFETIME BY BALLPARK

SIDNEY PONSON	ERA	W	L	S	G	IP	H	ER	HR
Edison International Field	0.00	0	0	0	1	0.2	1	0	0
Oriole Park at Camden Yards	3.33	4	4	0	14	67.2	66	25	7
Fenway Park	8.10	0	2	0	2	10.0	18	9	2
Comiskey Park	13.50	0	1	0	1	4.0	6	6	3
Jacobs Field	9.45	0	0	0	2	6.2	7	7	0
Tiger Stadium	7.50	1	0	0	1	6.0	7	5	1
Ewing M. Kauffman Stadium	2.57	1	0	0	1	7.0	8	2	0
Hubert H. Humphrey Metrodome	3.00	1	0	0	1	6.0	9	2	1
Yankee Stadium	15.43	0	0	0	1	2.1	3	4	0
Oakland-Alameda County Coliseum	2.25	0	0	1	2	4.0	3	1	1
The Kingdome	18.00	0	0	0	1	1.0	1	2	1
The Ballpark in Arlington	5.00	1	0	0	2	9.0	13	5	1
NATIONAL LEAGUE									
Olympic Stadium	17.36	0	1	0	1	4.2	9	9	1
Veterans Stadium	3.00	0	1	0	1	6.0	6	2	1

## JEFFREY (JEFF) ALLEN REBOULET

INFILDER—#36

Born: April 30, 1964

1999 Opening Day Age: 33

Height: 6'0"

Weight: 175

Bats: R

Throws: R


Birthplace/Residence: Born in Dayton,

OH...Resides in Kettering, OH

Contract Status: Signed thru 2000

M.L. Service: 6 years, 119 days

Acquired: January 30, 1997; signed by the Orioles as a free agent...On August 20, 1998 agreed to terms on a two-year contract thru 2000



#### GAME HIGHS & STREAKS

HITS: 4, August 27, 1995 at Milwaukee...RUNS: 4, July 14, 1995 at New York...DOUBLES: 2, 4 times, most recently July 30, 1997 vs. Texas...TRIPLES: 1, twice, most recently July 19, 1994 at Toronto...HR: 1, 14 times, most recently July 22, 1998 vs. Oakland...RBI: 3, six times, most recently July 2, 1997 vs. Philadelphia...WALKS: 3, twice, most recently September 20, 1995 at Kansas City...SB: 2, September 26, 1993 at Boston...HITTING STREAK: 9 games, June 9-21, 1994...GRAND SLAMS: None

#### 1998

- Jeff appeared in 79 games for the Orioles, making 33 starts...He started 14 consecutive games, July 18 - August 2, including 12 at second base when Roberto Alomar was on the DL.
- Executed all three of the Orioles suicide squeeze plays in 1998; June 14 vs. Toronto, July 21 vs. Oakland and August 1 vs. Kansas City.
- Had a season-high 3 hits July 29 at Detroit...His lone home run of the season came on July 22 vs. Oakland when he took Blake Stein deep.
- On August 20 he signed a 2-year contract for the 1999 and 2000 seasons.

#### PRO CAREER

1997: Played second base, shortstop, third base and right field for the Orioles...Started first five games of the year at second base when Alomar was suspended...On 6/18 vs. Montreal he played right field, his 5th career start in the outfield and only one in '97...Hit the Orioles first pinch-hit home run of the season and the first of his career on 7/6 at Detroit, batting for Alomar...Pinch-hit for Ripken three times...Started 28 of 37 games from 7/30-9/7 while Alomar was sidelined with groin pull, including four games at shortstop...Started just four of the Orioles final 22 games...Hit his 4th HR on 8/19 at Kansas City, matching his career-high set in '95 with the Twins...His 3rd homer was off



Seattle's Randy Johnson on 8/15...On 8/12, Jeff was ejected by home plate umpire Jim Joyce after an exchange of words and the benches clearing after a pitch was thrown behind him...Reached base via hit or walk in 37 of his 56 starts...Had just one RBI in his final 20 games in which he received an at-bat.

1996: With the Twins, Jeff played 13 games at first base, 22 at second base, 36 at third base, 37 at shortstop and made seven appearances in right field...Compiled a season-high 4-game hitting streak, 7/6-14...Collected a season-high three hits and had 5th career three RBI game on 7/28 vs. Boston...Was 14-for-45 (.311) in his final 22 games of the year...Was outrighted to AAA Salt Lake on 10/4/96 and declined the assignment, making him a free agent.

1995: Compiled a season-high 7-game hitting streak, 5/27-6/2 (.400, 10-25)...Broke up Wakefield's no-hit bid with a single leading off the 8th inning, July 9 vs. Boston...Pinch-hit and remained in the game as the catcher on 8/4 against Kansas City...Collected a career-high 4H on 8/27 vs. Milwaukee...Led the majors in batting with a full count (12-26, .462)...Played 17 games at 1B, 15 at 2B, 22 at 3B, 39 at SS and made one appearance behind the plate...Established career-highs in runs, hits and home runs.

1994: Had seven consecutive hits, 6/10-12...Compiled three straight 3H games, 6/11-13...Had 10H in 11 AB, 6/10-15...Career-high 9-game hitting streak, 6/9-21 (.533, 16-30)...Played 42 games at SS, 14 at 2B, 10 at 1B, six at 3B and four in the outfield.

1993: Went 22 straight at-bats without a hit, 4/17-27...Enjoyed first career 3-hit game, 7/21 at Detroit...Back-to-back 3-hit games, 9/26-27 vs. California...Was 38-for-111 (.342) in final 43 games to raise his average from .186 to .258...Made four errors in first 22 games but just two errors in final 87 games...Played 62 games at SS, 35 at 3B, 11 at 2B and three in the outfield.

1992: Was batting .300 with a HR and 11 RBI in 27 games when his contract was purchased from AAA Portland on 5/12...Made major league debut that day vs. Boston...Doubled off Mike Christopher for first M.L. hit and RBI, 5/16 at Cleveland...Outrighted on 6/19...Recalled on 7/17...First major league homer came off Milwaukee's Ricky Bones on 8/2...Made 24 starts at SS, 12 at 3B, eight at 2B and seven appearances, no starts, in the outfield.

1991: Spent the year at AAA Portland...Played in a career-high 134 games...Didn't reach double figures in steals for just the second time as a pro.

1990: Spent the season at Orlando...Batted .381 (8-21) with a home run in six Southern League playoff games.

1989: Began the season at Orlando...Promoted to Portland on 5/14...Returned to Orlando on 6/26... Was 5-for-6 with 6 RBI on 8/31 vs. Jacksonville.

1988: Played in the Southern League All-Star Game...Led the league's shortstops in games, total chances (602) and putouts (225)...Was promoted to Portland on 9/1.

1987: Spent his sophomore season at Orlando...Played 90 games at shortstop and 35 games at second base.

1986: Began professional career at Visalia...Hit .287 which was a career-high for Jeff until 1995 with the Twins...Walked 21 more times than he struck out.

### PERSONAL/MISCELLANEOUS

Married to the former Jana Henry...Three children: Jason (3/23/93), Zachary (8/20/94) and Lucas (12/3/98)...Originally signed by Ed Dunn of the Twins...1982 graduate of Alter H.S. in Kettering, OH...Played baseball, football and hockey in high school...Attended Triton J.C. in River Grove, IL...Was named 1st Team Junior College All-American...Selected 2nd Team All-Southeast Conference and team MVP at Louisiana State University...College teammate of Albert Belle...Majorred in Business Management...Was inducted into Triton Hall of Fame in January of '93...Brother Jim was a second baseman in the St. Louis and Pittsburgh chains...In '98, Jeff was a part of the Cystic Fibrosis 65 Roses program and helped conduct Oriole/Coca Cola Pitch & Hit Clinics for kids...The last two off-seasons he returned to Baltimore to take part in the Orioles annual FanFest.

YEAR	CLUB	AVG	G	AB	R	H	2B	3B	HR	RBI	BB	SO	SB	CS
1986	Visalia-1	.287	72	254	54	73	13	1	0	29	54	33	14	11
1987	Orlando	.256	129	422	52	108	15	1	1	35	58	56	9	5
1988	Orlando	.255	125	439	57	112	24	2	4	41	53	55	18	8
	Portland	.083	4	12	0	1	0	0	0	1	3	2	0	0
1989	Portland	.246	26	65	9	16	1	0	0	3	12	11	2	1
	Orlando	.216	81	291	43	63	5	1	0	26	49	33	11	6
1990	Orlando	.230	97	287	43	66	12	2	2	28	57	37	10	5
1991	Portland	.248	134	391	50	97	27	3	3	46	57	52	5	2
1992	Portland	.286	48	161	21	46	11	1	2	21	35	18	3	3
	MINNESOTA	.190	73	137	15	26	7	1	1	16	23	26	3	2
1993	MINNESOTA	.258	109	240	33	62	8	0	1	15	35	37	5	5
1994	MINNESOTA	.259	74	189	28	49	11	1	3	23	18	23	0	0
1995	MINNESOTA	.292	87	216	39	63	11	0	4	23	27	34	1	2
1996	MINNESOTA	.222	107	234	20	52	9	0	0	23	25	34	4	2
1997	BALTIMORE-2	.237	99	228	26	54	9	0	4	27	23	44	3	0
1998	BALTIMORE	.244	79	127	20	31	6	0	1	8	19	34	0	1
Minor Lg. Totals		.250	716	2322	329	582	108	11	12	230	378	297	72	41
BALTIMORE Totals		.239	178	355	46	85	15	0	5	35	42	78	3	1
American League		.246	628	1371	181	337	61	2	14	135	170	232	16	12
National League		-	-	-	-	-	-	-	-	-	-	-	-	-
ML Totals		.246	628	1371	181	337	61	2	14	135	170	232	16	12

1-Selected by Minnesota in the 10th round of the June 1986 First Year Player Draft  
2-Signed by the Orioles as a free agent on January 30, 1997

DIVISION	SERIES	AVG	G	AB	R	H	2B	3B	HR	RBI	BB	SO	SB	CS
1997	Bal vs Sea	.200	2	5	1	1	0	0	1	1	0	2	0	0
Totals		.200	2	5	1	1	0	0	1	1	0	2	0	0

LCS	AVG	G	AB	R	H	2B	3B	HR	RBI	BB	SO	SB	CS
1997 Bal vs Cle	.000	1	2	1	0	0	0	0	0	0	1	0	0
Totals	.000	1	2	1	0	0	0	0	0	0	1	0	0

1998 SEASON										LIFETIME				
	AVG	AB	H	HR	RBI	AVG	AB	H	HR	RBI				
Total	.244	127	31	1	8	.246	1371	337	14	135				
Home	.204	54	11	1	4	.248	642	159	7	62				
Away	.274	73	20	0	4	.244	729	178	7	73				
Ana	.000	7	0	0	0	.182	110	20	1	8				
Bal	-	-	-	-	-	.220	59	13	1	6				
Bos	.143	14	2	0	1	.233	116	27	0	11				
Cws	.000	6	0	0	1	.279	111	31	0	9				
Cle	.000	1	0	0	0	.186	86	16	0	6				
Det	.421	19	8	0	0	.272	103	28	1	13				
KC	.273	11	3	0	2	.252	127	32	2	15				
Min	1.000	1	1	0	0	.286	21	6	1	3				
NY	.000	2	0	0	0	.218	87	19	0	6				
Oak	.200	15	3	1	2	.256	90	23	3	12				
Sea	.190	21	4	0	0	.225	129	29	1	9				
Tam	.125	8	1	0	0	.125	8	1	0	0				
Tex	.600	5	3	0	1	.321	112	36	0	9				
Tor	.250	8	2	0	1	.226	84	19	1	7				
PRE ASG	.278	54	15	0	3	.234	688	161	8	76				
POST ASG	.219	73	16	1	5	.258	683	176	6	59				
vs. Left	.275	51	14	0	2	.257	510	131	9	46				
vs. Right	.224	76	17	1	6	.239	861	206	5	89				
as DH	-	-	-	-	-	.333	6	2	0	0				
as PH	.500	6	3	0	0	.277	47	13	1	7				
Mar/Apr	.231	13	3	0	1	.208	173	36	4	22				
May	.273	11	3	0	1	.209	220	46	2	21				
June	.300	30	9	0	1	.273	231	63	1	25				
July	.250	48	12	1	4	.277	235	65	2	25				
August	.308	13	4	0	1	.247	275	68	4	25				
September	.000	12	0	0	0	.249	237	59	1	17				
Atl	.000	2	0	0	0	.200	5	1	0	1				
Fla	-	-	-	-	-	.200	5	1	0	0				
Mon	.333	3	1	0	0	.125	8	1	0	0				
NY	.500	2	1	0	0	.364	11	4	0	0				
Phi	1.000	2	2	0	0	.600	5	3	0	3				

# FIELDING

CA	PCT	G	PO	A	E	DP
1995	.000	1	0	0	0	0
Career	.000	1	0	0	0	0

1B	PCT	G	PO	A	E	DP
1995	1.000	17	80	13	0	7
1996	1.000	13	57	8	0	7
Career	1.000	30	137	21	0	14

2B	PCT	G	PO	A	E	DP
1992	.982	13	21	34	1	8
1993	1.000	11	14	16	0	6
1995	.979	15	17	29	1	5
1996	1.000	22	24	22	0	4
1997	.977	63	83	130	5	28
1998	.974	28	26	49	2	13
Career	.981	152	185	280	9	64

3B	PCT	G	PO	A	E	DP
1992	1.000	22	11	31	0	3
1993	.978	35	22	65	2	7
1995	.960	22	14	34	2	2
1996	.984	36	19	41	1	5
1997	.875	12	1	6	1	0
1998	.900	23	1	8	1	2
Career	.973	150	68	185	7	19

SS	PCT	G	PO	A	E	DP
1992	.971	36	37	97	4	20
1993	.982	62	85	134	4	27
1994	.963	42	56	101	6	12
1995	.993	39	53	84	1	22
1996	.987	37	34	41	1	13
1997	.979	22	20	27	1	4
1998	.967	28	24	63	3	8
Career	.977	266	309	547	20	106

OF	PCT	G	PO	A	E	DP
1992	1.000	7	2	0	0	0
1993	1.000	3	1	0	0	0
1994	.000	4	0	0	0	0
1996	1.000	8	4	2	0	0
1997	1.000	1	2	0	0	0
Career	1.000	23	9	2	0	0

# LIFETIME BY BALLPARK

JEFF REBOULET
Edison International Field
Oriole Park at Camden Yards
Fenway Park
Comiskey Park
Jacobs Field
Tiger Stadium
Ewing M. Kauffman Stadium
Hubert H. Humphrey Metrodome
Yankee Stadium
Oakland-Alameda County Coliseum
The Kingdome
Tropicana Field
The Ballpark in Arlington
Skydome
NATIONAL LEAGUE
Turner Field
Pro Player Stadium
Olympic Stadium
Shea Stadium
Veterans Stadium

AVG	AB	H	HR	RBI
.113	62	7	1	4
.211	185	39	3	16
.241	54	13	0	4
.200	50	10	0	4
.148	27	4	0	2
.299	67	20	1	9
.246	65	16	1	10
.261	490	128	4	48
.220	41	9	0	4
.283	53	15	2	8
.270	63	17	0	5
.333	3	1	0	0
.283	46	13	0	4
.191	47	9	0	3
.333	3	1	0	1
.200	5	1	0	0
.333	3	1	0	0
.500	2	1	0	0
1.000	2	2	0	0

• Was on the disabled list from July 13, retroactive to July 5, until August 17 with a strained left elbow...On August 15 at Richmond he made a rehab start for AAA Rochester, throwing 30 pitches in 2.0 innings.

• Earned his 3<sup>rd</sup> victory of the year on June 8 at Philadelphia, his 4<sup>th</sup> interleague win in two seasons of interleague play...On June 7 at Philly he singled off Jerry Spradlin for his first major league hit...In that game, starter Doug Johns had two hits, marking the first time two Orioles pitchers combined for three hits in a game since 7/14/72 when Dave McNally and Dave Leonhard did it.

• Arthur recorded at least one strikeout in 37 of his 45 appearances...On May 30 vs. Texas he worked 4.0 innings, his longest outing of the year, and recorded a season-high 7 K.

# PRO CAREER

1997: Arthur earned a career-high 10 wins...He won his 10th game on 8/29 against the Mets, becoming the first Oriole to win 10 games in relief since Mark Williamson won 10 in 1989...Also, Arthur surpassed 100 strikeouts for the first time in his career...Combined with Erickson, Key, Mussina and Kamieniecki to give Baltimore five 10-game winners for the first time since 1985...His 10 wins was tied for the most among A.L. relievers with Seattle's Bobby Ayala and Texas' Danny Patterson...Rhodes pitched a season-high 4.0 innings twice, 4/24 vs. Boston and 6/24 at Milwaukee...On 6/14 at Atlanta he earned his 4th win as he struck out a season-high six batters in 3.0 innings against the Braves...Arthur did not allow a home run over his last 14 appearances of the year, covering 21.2 innings...He struck out at least one batter in 42 of his 53 appearances, including a K in 14 of his last 15 outings...Compiled a 20.1 scoreless innings streak, 5/25-7/2, covering 9G...The streak came to an end on 7/2 when he gave up a HR to Philadelphia's Mike Lieberthal...Opponents hit just .193 (27-140) with men on base, 4th best in the A.L...Overall, he held opponents to a .218 batting average, 8th best among the league's relievers...Arthur retired 41 of 53 first batters faced 9th best ratio in the league...He inherited 37 baserunners, 27 in scoring position, and allowed 10 to score.

1996: Was brought along slowly in spring training after undergoing season-ending surgery on his left shoulder last 9/8 to repair torn cartilage...Won in his first outing of the year, 4/4 vs. Kansas City, and in his 2nd outing, 4/11 vs. Cleveland, he recorded the first save of his professional career, pitching the final 3.0 innings of the O's 14-4 win...Won his first nine decisions...His 9-0 start was the second best in club history behind Dave McNally's 15-0 start in '69...Was 8-0 out of the bullpen, 2nd best streak by an O's reliever behind Sammy Stewart ('83-'84) and Wes Stock ('62-'64) who won 10 straight in relief...Used primarily as a reliever...Out of the pen he was 8-1 with a 3.50 ERA (43.2IP, 33H, 17ER), including 38 Ks...Made two starts on the year, 4/25 and 4/30, going 1-0 with a 6.75 ERA (9.1IP, 15H, 7ER)...Had at least one strikeout in 24 of his 28 appearances...Struck out a season-high 8 batters in his 4/30 start vs. New York...Out of the pen, he retired 17 of 26 first batters faced...He inherited 19 baserunners, 12 of whom were in scoring position, and allowed 7 of them to score...Was first placed on the disabled list on 7/22 due to inflammation in his left shoulder...He was activated on 8/2, appeared in two games, allowing 4ER in 1.1 innings before returning to the D.L. on 8/6 with recurrence of the inflammation...Was activated again on 9/27 and retired both batters faced on the final day of the season, 9/29 at Toronto.

1995: Started the season in the Orioles rotation and was the winner in the O's first victory of the season, 4/30 at Minnesota...Struck out a then career-high 9 batters...Over his next four starts he was 0-2 with a 9.42 ERA and on 5/26 was optioned to AAA Rochester...Made four starts for the Red Wings and was 2-1 with a 2.70 ERA...On 5/31 vs. Charlotte he fanned 11 batters in seven innings...Was recalled by the Orioles on 6/20...As a starter he went 2-3 with a 7.16 ERA in 9 starts (44IP, 45H, 35ER) before being moved to the bullpen...As a relief pitcher, Arthur was 0-2 in 10 games with a 4.88 ERA (31.1IP, 23H, 17ER)...On 7/13 vs. Kansas City he made his first major league relief appearance after 59 big league starts...In that game he did not receive the decision in the Orioles 9-8 loss but recorded a career-high 10 strikeouts in 7.0IP...He became the second A.L. reliever to strikeout 10 or more in a game in '95...Minnesota's Mark Guthrie struck out 12...On 8/20 at Oakland he recorded 10 strikeouts in only 4.2 innings of relief in Baltimore's 6-3 defeat...Out of the bullpen, Rhodes inherited 17 baserunners, 10 in scoring position, and 6 of them scored...He retired 6 of 10 first batters faced and was 0-for-1 in converting save chances...On 8/24 at California, he left the game with a shoulder strain and was placed on the 15-day disabled list the next day...On 9/8 he underwent surgery

# ARTHUR LEE RHODES

LHP—#53

Born: October 24, 1969

1999 Opening Day Age: 29

Height: 6'2" Weight: 205

Bats: L Throws: L

Birthplace/Residence: Born in Waco, TX...

Resides in Sarasota, FL

Contract Status: Signed through 1999

M.L. Service: 6 years, 20 days

Acquired: Orioles 2nd round selection in the June 1988 First Year Player Draft...On January 21, 1997 Rhodes agreed to terms on a two-year contract with a vesting option for the 1999 season



# GAME HIGHS & STREAKS

LOW HITTER: 3, April 26, 1994 vs. Oakland...LONGEST RELIEF OUTING: 7.0 innings, July 13, 1995 vs. Kansas City...STRIKEOUT HIGH: 10, twice, August 20, 1995 at Oakland and July 13, 1995 vs. Kansas City...WALK HIGH: 7, August 4, 1993 vs. Milwaukee...HR ALLOWED: 3, three times, most recently September 26, 1993 vs. Detroit...WINNING STREAK: 9 games, April 4-June 28, 1996...LOSING STREAK: 4 games, August 8-24, 1992

# 1998

• Arthur appeared in 45 games out of the bullpen for the Orioles and recorded a career-high 4 saves in 9 save chances...In relief he retired 28 of 44 first batters faced...Once he entered a game and an inherited runner was caught stealing before he faced a batter... Rhodes inherited 30 baserunners, 16 in scoring position, and allowed 11 to score.



on his left shoulder to repair a tear of the labrum (cartilage in the shoulder joint)...The surgery was performed by Dr. James Andrews in Birmingham, Alabama.

1994: Had three stints with the O's in '94, splitting time between Baltimore and AAA Rochester...Started in a total of 25 games, 10 with the O's (3-5, 5.81) and 15 with the Red Wings (7-5, 2.79 ERA)...He tossed 6 complete games (3 with Baltimore and 3 with Rochester), most in the O's system in '94...Started the season with the Orioles going 1-5 with a 7.62 ERA in his first 5 starts before being placed on the 15-day DL with tendinitis in his left knee...Was reinstated from the DL on 5/21 and made a start vs the Yankees at NY, lasting just 1.0 inning before being optioned to Rochester on 5/22...Was recalled from the Red Wings on 6/27 and made 2 starts, both no-decisions...Was optioned to Rochester on 7/4...Recalled 7/31 to start the next day in Cal Ripken's 2000th consecutive game in Minnesota...Came up big for the occasion tossing a 7-hit shutout (the O's first of the season and first in 139 games)...Threw a 5-hit shutout in his next start, 8/6 at Milwaukee, thus becoming the first O's hurler to record back-to-back shutouts since Mike Mussina blanked the Twins in consecutive starts in '93...For his efforts, he was honored as the A.L. "Pitcher of the Week" for 8/1-7.

1993: Began the season as the Orioles No. 4 starter but on 5/18 after 6 starts (1-2, 9.36) went on the disabled list...Underwent arthroscopic surgery that same day on his left knee to remove a loose fragment...Did his rehab at AAA Rochester in July and returned to the Orioles at the end of the month...Was 4-4 with a 5.34 ERA in 11 starts for the O's after coming off the DL...Entered '93 with a streak of 53 consecutive homer-less innings, but allowed 16 in 85.2 innings, 1.68 per 9 innings, the 3rd highest ratio in the AL (min 10 homers)...Allowed 12 home runs in 36.2 innings at Camden Yards...On 9/7, in a 3-2 loss at home to Seattle, he had a no-hitter with 2 out in the 7th...A 2-run homer by Mike Blowers broke up the gem and a scoreless game...The only other hit he allowed that game was a solo homer to Dave Valle.

1992: Although he wasn't recalled from AAA Rochester until 7/8, finished 3rd among AL rookies with 77 strikeouts behind California's Julio Valera (113) and Seattle's Dave Fleming (112)...Averaged 7.3 strikeouts per 9 innings, 2nd among AL rookies trailing only Chicago reliever Roberto Hernandez (8.6)...Went 4-0 in his first 5 starts (2.19), then lost 4 straight starts (9.00)...Finished up strong, going 3-1 in his last 6 starts, while the O's went 5-1 (2.35, IP-38.1, H-30, ER-10)...In his first start after being recalled from Rochester, he defeated the Twins and Scott Erickson, 4-2, 7/9 at Baltimore, the first win by an O's lefty starter in almost a year (Jeff Ballard, 7/15/91 over California)...In his 2nd start on 7/19 at Texas, he took a no-hitter into the 6th, but left trailing 2-0 after 7.0...In his 3rd start, he pitched the first complete game of his career, a rain-shortened, 8-inning win over Texas on 7/24 at home...It was the first complete game by an O's lefty since 8/21/89, when Jeff Ballard beat Milwaukee...Threw a 5-hit shutout at New York on 7/29, the O's first shutout in Yankee Stadium since Scott McGregor beat Tommy John, 1-0, on 9/25/81...Was 2nd in the International League in strikeouts (115) at the time of his recall...Averaged 10.2 strikeouts per 9 innings...Struck out 14 batters in 8 innings in his last start before recall, an 8-4 win over Pawtucket on 7/13.

1991: Was the youngest Oriole on the roster in '91 (21)...His contract was purchased from AA Hagerstown on 8/21...Made his ML debut 8/21 against the Rangers at Arlington...He was not the pitcher of record in a 4-3 O's victory, allowing 3ER in 4IP...At Hagerstown was named Eastern League "Pitcher of the Year"...Ranked 3rd in the EL with a 2.70 ERA and with 115 strikeouts...Averaged 9.7 strikeouts per 9 innings pitched (IP-106.2, SO-115)...Opposing batters were held to a .194 average (73-for-377).

1990: Spent the first half of the season at A Frederick where he had the Carolina League's best strikeouts-to-walks ratio (103 to 21)...Went from Frederick to AA Hagerstown in late July...Allowed one run or less 10 times combined in Class A and AA, but won only 4 of those games...Twice fanned 16 batters in a game: 5/8 (9.0 IP) vs. Kinston and 5/30 (7.0 IP, faced 28 batters) vs. Salem, but didn't win either game...In his first start of the season, he hurled a 7-inning 1-hitter with 10 strikeouts over Lynchburg...While with Frederick, he made his Memorial Stadium debut, 6/10, in a game against Peninsula as part of a major league/minor league doubleheader...Won, 8-1, with 9 strikeouts over 7 innings.

1989: Was leading the NY-Penn League in strikeouts (45 in 31.0 IP) and was 2nd in ERA (1.16) when promoted to the Carolina League...Struck out 14 in a 2-hitter over Elmira...In the Florida Instructional League, he fanned 46 in 32 innings and was 2-0 with a 1.69 ERA.

1988: Made his professional debut 6/24 at Bluefield (Rookie) and worked the

final 2.0 innings of the Orioles 3-2, 27-inning victory over Burlington...He struck out Mark Lewis, the 3rd player selected in that year's draft, for the final out of the game...That same season, he pitched 2.0 innings for the Orioles in an exhibition at Rochester on 7/25.

## PERSONAL/MISCELLANEOUS

Single...One child: Jade Ashlee (12/2/93)...Originally signed by Orioles scout Ray Crone...Played baseball and football at LaVega High School in Waco, TX...As a sophomore, he and older brother, Ricky, a senior right-hander, formed 2/3 of the team's pitching staff...Ricky was the Yankees' 35th round draft pick in '88...In 5 minor league seasons ('88-'92), he had a 20-26 record...For the past three seasons, Arthur has worked with the Cystic Fibrosis 65 Roses program and this year took part in Orioles/Coca Cola Pitch & Hit Clinics for kids.

YEAR	CLUB	W	L	ERA	G	GS	CG	SHO	SV	IP	H	R	ER	HR	BB	SO
1988	Bluefield-1	3	4	3.31	11	7	0	0	0	35.1	29	17	13	1	15	44
1989	Erie	2	0	1.16	5	5	1	0	0	31.0	13	7	4	1	10	45
	Frederick	2	2	5.18	7	6	0	0	0	24.1	19	16	14	2	19	28
1990	Frederick	4	6	2.12	13	13	3	0	0	80.2	62	25	19	6	21	103
	Hagerstown	3	4	3.73	12	12	0	0	0	72.1	62	32	30	3	39	60
1991	Hagerstown	7	4	2.70	19	19	2	2	0	106.2	73	37	32	2	47	115
	BALTIMORE	0	3	8.00	8	8	0	0	0	36.0	47	35	32	4	23	23
1992	Rochester	6	6	3.72	17	17	1	0	0	101.2	84	48	42	7	46	115
	BALTIMORE	7	5	3.63	15	15	2	1	0	94.1	87	39	38	6	38	77
1993	BALTIMORE	5	6	6.51	17	17	0	0	0	85.2	91	62	62	16	49	49
	Rochester	1	1	4.05	6	6	0	0	0	26.2	26	12	12	5	15	33
1994	BALTIMORE	3	5	5.81	10	10	3	2	0	52.2	51	34	34	8	30	47
	Frederick	0	0	0.00	1	1	0	0	0	5.0	3	0	0	0	0	7
1995	Rochester	7	5	2.79	15	15	3	0	0	90.1	70	41	28	7	34	86
	BALTIMORE	2	5	6.21	19	9	0	0	0	75.1	68	53	52	13	48	77
1996	Rochester	2	1	2.70	4	4	1	0	0	30.0	27	12	9	2	8	33
1996	BALTIMORE	9	1	4.08	28	2	0	0	1	53.0	48	28	24	6	23	62
1997	BALTIMORE	10	3	3.02	53	0	0	0	1	95.1	75	32	32	9	26	102
1998	Rochester	0	0	4.50	1	1	0	0	0	2.0	3	1	1	0	1	1
	BALTIMORE	4	4	3.51	45	0	0	0	4	77.0	65	30	30	8	34	83
Minor Lg. Totals		37	33	3.03	111	106	11	3	0	605.1	471	248	204	36	255	645
BALTIMORE Totals		40	32	4.80	195	61	5	3	6	569.1	532	313	304	70	271	520
American League		40	32	4.80	195	61	5	3	6	569.1	532	313	304	70	271	520
National League		-	-	-	-	-	-	-	-	-	-	-	-	-	-	-
ML Totals		40	32	4.80	195	61	5	3	6	569.1	532	313	304	70	271	520

1-Selected by the Orioles in the 2nd round of the June 1988 First Year Player Draft

DIVISION	SERIES	W	L	ERA	G	GS	CG	SHO	SV	IP	H	R	ER	HR	BB	SO
1996	Bal vs Cle	0	0	9.00	2	0	0	0	0	1.0	1	1	1	0	1	1
1997	Bal vs Sea	0	0	0.00	1	0	0	0	0	2.1	0	0	0	0	0	4
Totals		0	0	2.70	3	0	0	0	0	3.1	1	1	1	0	1	5

LCS		W	L	ERA	G	GS	CG	SHO	SV	IP	H	R	ER	HR	BB	SO
1996	Bal vs NYY	0	0	0.00	3	0	0	0	0	2.0	2	0	0	0	0	2
1997	Bal vs Cle	0	0	0.00	2	0	0	0	0	2.1	2	0	0	0	3	2
Totals		0	0	0.00	5	0	0	0	0	4.1	4	0	0	0	3	4

1998 SEASON																
LIFETIME																
	ERA	W-L	SV	G	IP	H	ER	HR	ERA	W-L	SV	G	IP	H	ER	HR
Total	3.51	4-4	4	45	77.0	65	30	8	4.81	40-32	6	195	569.1	532	304	70
Home	3.47	0-3	2	29	46.2	38	18	6	5.24	18-19	3	106	295.1	280	172	43
Away	3.56	4-1	2	16	30.1	27	12	2	4.34	22-13	3	89	274.0	252	132	27
Ana	3.18	1-0	0	4	5.2	5	2	0	6.81	3-4	0	14	37.0	42	28	5
Bal	-	-	-	-	-	-	-	-	-	-	-	-	-	-	-	-
Bos	1.35	0-0	1	4	6.2	5	1	0	2.96	3-1	1	16	45.2	43	15	2
Cws	3.60	0-0	0	4	5.0	3	2	1	3.86	1-0	0	10	14.0	13	6	3
Cle	3.38	0-1	0	2	2.2	2	1	1	6.54	1-5	1	14	42.2	56	31	11
Det	0.00	0-0	0	1	1.1	0	0	0	3.51	5-1	0	10	33.1	25	13	3
KC	4.50	0-0	0	4	4.0	3	2	0	2.83	5-2	0	16	41.1	30	13	4
Min	5.40	0-1	1	4	5.0	7	3	2	4.96	4-4	1	16	52.2	55	29	4
NYY	5.06	0-0	1	4	5.1	4	3	2	6.13	2-3	1	19	54.1	61	37	9
Oak	4.15	1-0	0	2	4.1	4	2	1	4.08	2-0	0	9	28.2	20	13	3
Sea	5.79	0-0	1	3	4.2	6	3	0	6.21	2-3	1	15	42.0	45	29	9
Tam	1.29	1-1	0	3	7.0	3	1	0	1.29	1-1	0	3	7.0	3	1	0
Tex	3.48	0-0	0	3	10.1	8	4	0	4.87	2-3	0	16	61.0	48	33	8
Tor	1.04	0-0	0	3	8.2	5	1	0	5.28	1-4	0	17	58.0	51	34	5
PRE ASG	3.30	3-3	3	30	57.1	51	21	6	5.05	23-15	4	103	269.1	255	151	38
POST ASG	4.12	1-1	1	15	19.2	14	9	2	4.59	17-17	2	92	300.0	277	153	32
Mari/Apr	4.32	1-0	0	10	16.2	15	8	2	5.94	9-5	1	34	94.0	92	62	15
May	3.50	1-2	1	9	18.0	18	7	3	7.40	3-8	1	29	65.2	81	54	16
June	2.33	1-1	2	9	19.1	16	5	0	2.55	8-1	3	31	81.1	57	23	5
July	2.70	0-0	0	2	3.1	2	1	1	3.13	6-3	0	26	83.1	63	29	9
August	3.00	0-1	0	6	6.0	2	2	0	4.81	9-9	0	39	127.1	113	68	13
Sept/Oct	4.61	1-0	1	9	13.2	12	7	2	5.20	5-6	1	36	117.2	126	68	12
All	0.00	0-0	0	1	1.1	2	0	0	0.00	1-0	0	2	4.1	2	0	0
Fla	6.75	0-0	0	1	1.1	1	1	1	6.75	0-0	0	1	1.1	1	1	1
Mon	-	-	-	-	-	-	-	-	0.00	0-0	0	1	0.2	0	0	0
NY	27.00	0-1	0	1	1.0	4	3	0	5.40	1-1	0	3	5.0	5	3	0
Phi	3.38	1-0	0	1	2.2	3	1	0	5.40	2-0	0	2	5.0	5	3	1

# BATTING RECORD

YEAR	AVG	AB	R	H	2B	3B	HR	RBI	BB	SO	SB	CS
1997 Totals	.000	1	0	0	0	0	0	0	0	1	0	0
1998 Totals	.500	2	0	1	0	0	0	0	0	1	0	0
Career Totals	.333	3	0	1	0	0	0	0	0	2	0	0
Post Season Totals	-	-	-	-	-	-	-	-	-	-	-	-

# FIELDING

P	PCT	G	PO	A	E	DP
1991	1.000	8	0	1	0	0
1992	1.000	15	1	13	0	2
1993	.917	17	2	9	1	0
1994	.667	10	0	2	1	0
1995	.833	19	3	7	2	0
1996	1.000	28	1	2	0	0
1997	.952	53	4	16	1	1
1998	.778	45	2	5	2	0
Career	.907	195	13	55	7	3

# LIFETIME BY BALLPARK

ARTHRON RHODES	ERA	W	L	S	G	IP	H	ER	HR
Edison International Field	4.80	2	2	0	6	15.0	13	8	1
Oriole Park at Camden Yards	5.19	18	18	3	103	280.2	266	162	41
Memorial Stadium	6.14	0	1	0	3	14.2	14	10	2
Fenway Park	2.75	1	0	1	8	19.2	19	6	1
Comiskey Park	3.38	0	0	0	2	2.2	2	1	1
Jacobs Field	10.61	0	1	0	5	9.1	18	11	4
Tiger Stadium	2.33	3	0	0	5	19.1	14	5	0
Ewing M. Kauffman Stadium	5.17	1	2	0	7	15.2	14	9	3
Hubert H. Humphrey Metrodome	6.85	2	3	0	7	23.2	30	18	2
Yankee Stadium	3.77	2	1	0	9	31.0	26	13	4
Oakland-Alameda County Coliseum	4.61	1	0	0	5	13.2	13	7	2
The Kingdome	4.63	2	1	1	8	23.1	27	12	3
Tropicana Field	0.00	1	0	0	1	3.0	0	0	0
The Ballpark in Arlington	5.00	1	1	0	6	18.0	11	10	2
Skydome	4.81	0	1	0	7	24.1	22	13	3
NATIONAL LEAGUE									
Turner Field	0.00	1	0	0	1	3.0	0	0	0
Veterans Stadium	3.38	1	0	0	1	2.2	3	1	0

# CALVIN (CAL) EDWIN RIPKEN, JR.

THIRD BASEMAN—#8

Born: August 24, 1960

Opening Day Age: 38

Height: 6'4"

Weight: 220

Bats: R

Throws: R

Birthplace/Residence: Born in Havre de Grace, MD...Resides in Reisterstown, MD.

Contract Status: Signed thru 1999 with an option for the 2000 season

M.L. Service: 17 years, 57 days

Acquired: Orioles 2nd round selection in the 1978 First Year Player Draft...On April 3, 1997, signed a two year contract extension with an option for 2000



# GAME HIGHS, STREAKS & SLAMS

**HITS:** 5, three times, most recently May 5, 1985 at Minnesota...4, 25 times, most recently June 10, 1997 (second game) at Boston...**RUNS:** 3, 36 times, most recently June 22, 1998 vs. New York Mets...**DOUBLES:** 2, 43 times, most recently August 14, 1998 at Cleveland...**TRIPLES:** 1, 44 times, most recently July 29, 1998 at Detroit...**HR:** 3, May 28, 1996 at Seattle...2, 16 times, most recently September 15, 1996 at Detroit...**RBI:** 8, May 28, 1996 at Seattle...**WALKS:** 4, twice, April 21, 1992 vs. Kansas City and September 16, 1988 vs. Detroit...**SB:** 2, August 28, 1986 at Oakland (2nd game)...**HITTING STREAK:** 17 games, most recently June 12-29, 1992...**GRAND SLAMS:** 6, April 1, 1998 vs. Kansas City off Glendon Rusch; June 30, 1997 vs. Philadelphia off Calvin Maduro; May 6, 1997 vs. Anaheim off Pep Harris; May 28, 1996 at Seattle off Mike Jackson; June 3, 1995 vs. Oakland off Mike Harkey; July 3, 1994 vs. California off Brian Anderson; July 13, 1983 vs. Oakland off Tim Conroy; September 14, 1982 vs. New York Yankees off Mike Morgan

1998

• On September 20 vs New York, the Orioles final home game of the year, baseball's all-time "Iron Man" asked manager Ray Miller to remove him from the starting line-up 30 minutes before game time to end his world-record consecutive games streak at 2,632 games...He was replaced in the line up by Ryan Minor...Each of Ripken's consecutive games were starts...It was the first time that Ripken did not play since 5/29/82...He played in 501 straight games after breaking Lou Gehrig's record on 9/6/95...After sitting out, Cal played in each of

158

the remaining 7 games of the season.

• Cal led American League third basemen with a .979 fielding percentage, making just eight errors in 375 total chances...On May 10 he committed his first error of the season, becoming the last A.L. 3B to make an error in '98.

• He was elected as the starting third baseman on the American League All-Star Team...It was his 16<sup>th</sup> consecutive All-Star Game and his 15<sup>th</sup> straight start...With the starting assignment he set an All-Star Game record for most consecutive starts, surpassing Willie Mays' 14 starts in a row...In the game, Cal went 1-for-4 with a 2-run double.

• On April 1 vs. Kansas City he clubbed his 8<sup>th</sup> career grand slam...It was his 7<sup>th</sup> grand slam in Baltimore and his 5<sup>th</sup> at Oriole Park at Camden Yards.

• On August 21 vs. the Indians he singled to pass Brooks Robinson for the most hits in Orioles history with 2,849...Cal ended the year with 2,878 career hits, 122 hits shy of 3,000 and he enters 1999 16 HR shy of 400.

• Had a pair of 4-hit games on the year, June 19 vs. Toronto and May 12 at Minnesota...On the year, Cal batted in the 7<sup>th</sup> spot in the order 36 times...He batted 7<sup>th</sup> twice in 1996, his only other times since '82.

• On August 5 vs. the Tigers, Cal laid down his 5<sup>th</sup> career sacrifice bunt...It was his first sac bunt since 9/10/90.

• On May 9 at Tampa Bay he homered for the first time since April 9, a span of 97 at-bats between home runs.

• In his final 59 games of the season, Cal batted .308 (62-201)...On May 19 he was batting just .242, however, from that point to the end of the year he hit .282 to raise his final average to .271...He reached base via hit, walk or HBP in 130 of 161 games, including 77 of last 90 games.

• Set American League records for Most Seasons with 150 or more games played (15) and Most Seasons with 600 or more At-Bats (13).

# ACTIVE MAJOR LEAGUE OFFENSIVE LEADERS

Active ML HR Leaders	Active ML RBI Leaders	Active ML Hits Leaders
Mark McGwire 457	Cal Ripken 1514	Tony Gwynn 2928
Barry Bonds 411	Harold Baines 1480	Wade Boggs 2922
Jose Canseco 397	Gary Gaetti 1294	Cal Ripken 2878
Cal Ripken 384	Chili Davis 1294	Rickey Henderson 2678
Fred McGriff 358	Barry Bonds 1216	Harold Baines 2649
Gary Gaetti 351	Jose Canseco 1214	Tim Lincecum 2532

Active ML Doubles Leaders	Active ML Games Leaders	Active ML At-Bats Leaders
Wade Boggs 564	Cal Ripken 2704	Cal Ripken 10433
Cal Ripken 544	Rickey Henderson 2612	Rickey Henderson 9473
Tony Gwynn 495	Harold Baines 2567	Harold Baines 9111
Harold Baines 456	Gary Gaetti 2389	Wade Boggs 8888
Rickey Henderson 442	Wade Boggs 2350	Gary Gaetti 8661
Gary Gaetti 434	Tim Lincecum 2295	Tony Gwynn 8648

# RIPKEN ON ORIOLES ALL-TIME LISTS

Category	Rank	Amount	Leaders	Amount	Needs
Games:	2 <sup>nd</sup>	2,704	B. Robinson	2,986	282
At-Bats	2 <sup>nd</sup>	10,433	B. Robinson	10,654	221
Runs:	1 <sup>st</sup>	1,510	2 <sup>nd</sup> -B. Robinson	1,232	+278
Hits:	1 <sup>st</sup>	2,878	2 <sup>nd</sup> -B. Robinson	2,848	+30
Doubles:	1 <sup>st</sup>	544	2 <sup>nd</sup> -B. Robinson	482	+62
Triples:	5 <sup>th</sup>	44	B. Robinson	68	24
			Anderson	56	12
			Bumby	52	8
			Blair	51	7
Home Runs	1 <sup>st</sup>	384	2 <sup>nd</sup> -Murray	343	+41
Total Bases	1 <sup>st</sup>	4,662	2 <sup>nd</sup> -B. Robinson	4,270	+392
RBI:	1 <sup>st</sup>	1,514	2 <sup>nd</sup> -B. Robinson	1,357	+157
Xtra Base Hits	1 <sup>st</sup>	972	2 <sup>nd</sup> -B. Robinson	818	+154

# MAJOR LEAGUE RECORDS

- Holds major league record for home runs by a shortstop with 345
- Holds the major league record for most years leading league in games, by a shortstop with 12.
- Holds major league record for most consecutive games by a shortstop, 2216.
- Holds major league record for most years playing all of clubs games (15) and most years leading league in games (9).



## MOST HOME RUNS EVER BY A SHORTSTOP

**All-time Leader:** Has hit 345 of his 384 homers as a shortstop, most in major league history ahead of Ernie Banks (277). Passed Banks 7/15/93 at Oriole Park when he homered off Minnesota's Scott Erickson. Banks' mark had stood since he moved to first base from shortstop in '62. The seat in left field where the ball landed is now painted orange to commemorate the achievement.

**30 Homers:** Is one of six shortstops in major league history to have hit 30 or more homers in a season, along with Ernie Banks, Vern Stephens, Rico Petrocelli, Alex Rodriguez and Nomar Garciaparra.

## EXTRA-BASE HITS BY A SHORTSTOP

**Passing Honus and Joe:** 855 of his 972 extra-base hits have come as a shortstop, the highest total in baseball history, as near as we can tell. Honus Wagner had 737 in the years he was primarily a shortstop ('01, '03-'16 with Pittsburgh), and Joe Cronin had 765 in the years he was primarily a shortstop, ('28-'41 with Washington and Boston). A precise statistical breakout is not available, however.

**Recalling 1991:** His ML-high 85 extra-base hits in '91 have been exceeded by only two other shortstops in history, Robin Yount with 87 in '82 and Alex Rodriguez with 91 in '96...Nomar Garciaparra also had 85 in '97...Cal's 368 total bases were the most in one season by an AL shortstop until '96 when Seattle's Rodriguez matched Banks' all-time mark of 379...Rodriguez set a new ML mark for TB by a shortstop in '98 with 384...Also Cal is one of four shortstops (joining Banks in '58 and '59, Rodriguez in '96 and '98, and Garciaparra in '98) to hit .300+ with 30+ homers and 100+ RBI.

## CAL'S BEST MONTHS

Batting Average			Home Runs		
April: .352	(31-88)	1984	April: 8	1984	
May: .349	(37-106)	1991	May: 7	1985, 1991	
June: .371	(43-116)	1991	June: 8	1996	
July: .382	(42-110)	1984	July: 7	1986, 1993	
Aug: .357	(35-98)	1997	Aug: 7	1982, 1993	
Sep-Oct: .385	(55-143)	1983	Sep-Oct: 8	1985, 1991	

## Runs Batted In

April: 23	1987
May: 22	1985
June: 27	1996
July: 22	1985
Aug: 22	1993
Sep-Oct: 27	1991

**ONLY 9 EVER:** Have hit 20 or more home runs in their first 10 full seasons, seven Hall of Famers:

1. Eddie Mathews	14	4. Frank Robinson	12	7. Willie Mays	10
2. Billy Williams	13	5. Joe DiMaggio	10	8. Rocky Colavito	10
3. Reggie Jackson	13	6. Ted Williams	10	9. Cal Ripken	10

## RUNS BATTED IN

- Has the most RBI among active major leaguers ahead of teammate Harold Baines.
- Has averaged 89 RBI per season in his 17 full seasons
- Has the most in Orioles history as he surpassed Brooks Robinson in '96.

## HITS

- Ranks 3rd among active major leaguers, trailing Tony Gwynn and Wade Boggs
- Ranks 1st in Orioles history as he passed Brooks Robinson in '98.
- Enters the 1999 season needing 122 hits for 3000.

## STEALS

**FIRST STEAL WAS A STEAL OF HOME:** Stole home for his first major league steal on the front end of a double steal 5/31/82 at home vs. Texas off Jon Matlack. Lenn Sakata stole second on the play. Jim Sundberg was the catcher. Al Bumbry was at bat. Gave the O's 4-3 lead in eventual 8-7 win.

## CAL IN A PINCH

**AS A PINCH HITTER:** Has pinch hit four times, all in '81, three times for Mark Belanger (8/19, 8/20, 8/22) and once for Eddie Murray (8/30).

**AS A PINCH RUNNER:** Has pinch run seven times, six in '81, once in '82. Ran twice for Ken Singleton, Terry Crowley, and Doug DeCinces, and once for Benny Ayala. The last time was 4/18/82 for Crowley. Only in his first pinch running experience, in his major league debut 8/10/81, did he score (see major league debut below).

## THEY WERE PICKED FIRST

### (O'S FIRST 4 PICKS IN 1978 DRAFT)

Round 1	Bob Boyce, 3B, Cincinnati, OH
Round 2	Larry Sheets, OF, Staunton, VA (compensation for losing Elliott Maddox to Mets)
Round 2	Edwin Hook, RHP, San Diego, CA (compensation for losing Ross Grimsley to Expos)
Round 2	Cal Ripken, 3B, Aberdeen, MD

**CYCLE:** One of only two Orioles to ever hit for the cycle. On 5/6/84, was 4-for-5 with two RBI. Homered off Dave Tobik in his final at bat. Brooks Robinson hit for the cycle at Chicago, 7/15/60. Opponents have hit for the cycle five times against the Orioles.

**JAPAN TRIPS:** Has a cumulative .358 average (29-81) on three trips to Japan...**1984:** Was on O's 14-game post-season trip and batted .315 (17-54) with four homers and nine RBI as the O's went 8-5-1...**1986:** Was part of US Major League All-Star team that went 6-1 against All-Stars from Japan's Central and Pacific Leagues...Cal led that team in batting (.500, 7-14, 2B-2, HR-2, RBI-6) while splitting shortstop duties with the Cardinals' Ozzie Smith...**1996:** Was on tour of Japan with a group of Major League All-Stars in the off-season...Batted .385 (5-13) with 4 RS, a 2B, a HR and 3 RBI.

## ALL-STAR GAMES

**16-YEAR ALL-STAR:** Ripken's 16 games are all consecutive, 14 were at shortstop with the last two being at 3rd base...Ozzie Smith, named in '96 for the 15th time, is the major league leader among shortstops, one ahead of Cal...The previous AL mark (10) belonged to former Oriole Luis Aparicio. Only Brooks Robinson (AL record 18 games in 15 straight years, '60-'74) has represented the Orioles at more All-Star Games. The only year Ripken did not make the team was his rookie (of the year) season, '82.

**ELECTED:** 14 times, 10 consecutive starting in '89. Was also elected '84 thru '87. Alan Trammell was elected in '88 (but withdrew due to injury so Cal, who finished second in the voting, started in his place). Since balloting returned to the fans in '70, ten different Orioles have been elected to start 30 times in the 29 years. In '98 the Orioles had two starters in the game played in Colorado with Cal and 2B Roberto Alomar starting and 1B Rafael Palmeiro added to replace the injured Mo Vaughn.

**STARTER:** 15 straight years (starting '84), 13 as a shortstop. Cal's 15th straight start set an All-Star Game record, breaking Willie Mays' mark of 14 straight ASG starts.

**FAN BALLOTING:** Has led the majors in votes four times: '85 (1,398,901), '86 (1,486,806), '92 (2,699,773), and '95 (1,698,524)...Cal led the AL in balloting in 1986 (1,486,806).

## OTHER ORIOLES NUMBER 8'S

1. Dick Kryhoski	1954	8. Bobby Avia	1959
2. Ray Murray	1954	9. Gene Stephens	1960-1961
3. Kal Segrist	1955	10. Marv Throneberry	1961-1962
4. Jim Pyburn	1955-57	11. Andy Etchebarren	1962, 1965-1972
5. Buddy Peterson	1957	12. Tim Nordbrook	1975-1976
6. Foster Castleman	1958	13. Dave Skaggs	1977-1980
7. Jerry Adair	1959	14. Cal Ripken	1981-

### THEY WERE PICKED FIRST (PLAYERS PICKED AHEAD OF RIPKEN IN 1978 DRAFT)

<b>Round 1</b>					
1. Bob Horner	Atlanta	3B	14. Tom Brunansky	California	OF
2. Lloyd Moseby	Toronto	1B	15. Robert Hicks	St. Louis	1B
3. Hubie Brooks	NY Mets	SS	16. Lenny Faedo	Minnesota	SS
4. Mike Morgan	Oakland A's	RHP	17. Nick Esasky	Cincinnati	SS
5. Andy Hawkins	San Diego	RHP	18. Rex Hudler	NY Yankees	SS
6. Tito Nanni	Seattle	OF-1B	19. Brad Garnett	Pittsburgh	1B
7. Bob Cummings	San Francisco	CA	20. Tim Conroy	Oakland A's	LHP
8. Nick Hernandez	Milwaukee	CA	21. Gerry Aubin	Pittsburgh	OF
9. Glenn Franklin	Montreal	SS	22. Bob Boyce	Baltimore	3B
10. Phil Lansford	Cleveland	SS	23. Rip Rollins	Philadelphia	1B-RHP
11. Rod Boxberger	Houston	RHP	24. Matt Winters	NY Yankees	OF
12. Kirk Gibson	Detroit	OF	25. Buddy Biancalana	Kansas City	SS
13. Bill Hayes	Chicago Cubs	CA	26. Brian Ryder	NY Yankees	RHP
<b>Round 2</b>					
27. Matt Sinatro	Atlanta	CA	38. Craig Johnson	Detroit	OF
28. Tim Thompson	Toronto	1B	39. Mel Hall	Chicago Cubs	OF
29. Larry Sheets	Baltimore	OF	40. Doug Gwosdz	San Diego	CA
30. Keith Atherton	Oakland	RHP	41. David Kable	St. Louis	1B
31. David White	Chi White Sox	3B	42. Michael Riley	Minnesota	RHP
32. Dave Valle	Seattle	CA	43. Dave Van Gorder	Cincinnati	CA
33. Steven Raine	San Francisco	RHP	44. B.F. Belue III	Chi White Sox	OF
34. Richard Naumann	Seattle	LHP	45. Bradley Palmer	Pittsburgh	LHP
35. Edwin Hook	Baltimore	RHP	46. Amos Lewis	Texas	RHP/INF
36. Chris Bando	Cleveland	CA	47. Clay Smith	Los Angeles	SS
37. Dan Heep	Houston	OF/LHP	48. Cal Ripken Jr.	Baltimore	3B

### THE GAMES

**1998:** Record setting 15th straight start, 2nd at 3B...Went 1-for-4 with a 2-run double at Coors Field in Colorado...Teammate Roberto Alomar was named MVP.

**1997:** Started his 14th straight All-Star Game, 1st as a third baseman...Went 1-2 in AL victory at Jacobs Field.

**1996:** The game was played at Veterans Stadium in Philadelphia...During the team photo prior to the game he accidentally had his nose broken when Chicago's Roberto Hernandez slipped and backhanded Cal while trying to regain his balance. Cal started the game despite the break.

**1995:** At the Mid-Summer Classic in Arlington, TX, Cal went 2-for-3 with singles off Philadelphia's Tommy Greene and Montreal's Carlos Perez.

**1994:** Played the entire 10-inning game at Pittsburgh, going 1-for-5. In the bottom of the 10th, relayed Albert Belle's throw to Ivan Rodriguez beautifully, just barely later than Tony Gwynn's arrival at home with the "sudden death" winning run.

**1993:** In the classic at Camden Yards, Cal was 0-for-3 with two groundouts and a strikeout, but received what was probably the loudest ovation in the park's history when he was introduced as the starting shortstop by Chuck Thompson.

**1992:** Had an RBI single off Atlanta's Tom Glavine in three trips at San Diego to help the AL win, 13-6.

**MVP 1991:** Became the fourth of five Orioles to win the All-Star Game MVP Award when, on 7/9 at Toronto's SkyDome, he hit a three-run homer off former teammate Dennis Martinez and singled off the eventual Cy Young Award winner, Tom Glavine, to lead the AL to a 4-2 win...Other Orioles All-Star MVP's: Billy O'Dell ('58), Brooks ('66), Frank ('71) and Roberto Alomar ('98)...Cal became only the third AL shortstop to hit an All-Star Game home run, joining Dick McAuliffe ('65) and Lou Boudreau ('42)...In the home run hitting contest the day before, hit an incredible 12 home runs in 22 swings to lead the AL to a 20-7 pasting of the NL.

### MOST CAREER HOMERS WITHOUT WINNING A SEASON TITLE

Player	Career HR	Player	Career HR
Stan Musial	475	Cal Ripken	384
Dave Winfield	465	Tony Perez	379
Billy Williams	426	Norm Cash	377
Al Kaline	399	Carlton Fisk	376
Joe Carter	396	Gil Hodges	370

### FIELDING

**12 FIELDING RECORDS:** Cal now holds or shares 12 major league or AL fielding records:

1. AL record (tied) for leading shortstops in assists seven years (last time was '93) with Luis Aparicio and Luke Appling.
2. ML record for highest fielding percentage in a season, by a shortstop (.996), 1990
3. ML record for fewest errors (3) in a season by a shortstop, 1990
4. ML record for most consecutive errorless games by a shortstop, one or more seasons (95), 1990
5. ML record for most consecutive errorless games by a shortstop, one season (95), 1990
6. ML record for most consecutive chances without an error by a shortstop, one or more seasons (428), 1990
7. ML record for most consecutive chances without an error by a shortstop, one season (428), 1990
8. ML record for most consecutive games played one position (2,216), 7/9/82-7/15/96 (shortstop)
9. ML record for most years leading league in double plays by a shortstop — 8 ('83-'85, '89, '91, '92, '94, '95)
10. ML record (tied) for most years leading the league in putouts by a shortstop 6 ('84, '85, '88, '89, '91, '92)
11. AL record for most assists in a season by a shortstop with 583, set in 1984
12. AL record for most double plays by a shortstop, career (1565)

### ALL-TIME HIGHEST FIELDING PERCENTAGES, ONE SEASON

BY SHORTSTOPS IN ML HISTORY (minimum 150 games)							
Player	TEAM	YEAR	PCI	PQ	A	TC	E
Cal RIPKEN	Orioles	1990	.996	242	435	680	3
Omar VIZQUEL	Cleveland	1998	.993	273	442	720	5
Tony FERNANDEZ	Toronto	1989	.992	260	475	741	6
Ed BRINKMAN	Detroit	1972	.9904	233	495	735	7
Cal RIPKEN	Orioles	1989	.9902	276	531	815	8
Mike BORDICK	Orioles	1998	.9898	236	446	689	7

**GOLD GLOVES:** Has won two Gold Gloves ('91 and '92).

**ERRORS PER CHANCE:** During his career at shortstop he has averaged one error for every 48.2 chances. Mark Belanger had the previous best by an Oriole shortstop, one every 43 chances.

**1990, SET MAJOR LEAGUE RECORDS:** Cal established eight ML fielding records in '90 including an all-time mark for highest fielding percentage and fewest errors by a shortstop. Made only three errors in 161 games (680 total chances), a .996 percentage...Set major league marks for consecutive errorless games (95), and consecutive chances without error (428)...After fumbling a ground ball on 4/13 in the third game of the season Cal went 95 games and 431 chances before committing his second miscue 3 1/2 months later on 7/28 at KC...Cal broke the AL marks by Detroit's Eddie Brinkman (72 straight errorless games and 331 straight errorless chances in '72). Also shattered the major league marks of NY Giants' Buddy Kerr (383 consecutive errorless chances in '46-'47) and the Mets' Kevin Elster, whose 88 games in a row without error in '88 and '89 were downgraded from a major league to an NL record.

**1984, ASSISTS RECORD:** Set AL record with 583 assists, breaking Roy Smalley's '79 mark of 572. Also led ML shortstops in total chances (906)...His 880 successful chances in '84 were the most by an AL shortstop since the Twins' Leo Cardenas handled the same number in '69.

### AWARDS

**TWO MOST VALUABLE PLAYER AWARDS:** Is the only Oriole to ever win two AL BBWAA Most Valuable Player Awards ('83 & '91). Is one of 22 in ML history to win multi-MVP awards, one of 12 in AL history to do it...Only three other active major leaguers have done it: Barry Bonds ('90, '92, and '93), Frank Thomas ('93 and '94) and Juan Gonzalez ('96 and '98)...The other multi-MVP award winners: Stan Musial, Joe DiMaggio, Ted Williams, Willie Mays, Mickey Mantle, Frank Robinson, Ernie Banks, Johnny Bench, Mike Schmidt, Yogi Berra, Roger Maris, Roy Campanella, Hank Greenberg, Jimmie Foxx, Hal Newhouser, Carl Hubbell, Dale Murphy, Joe Morgan...In '91, Cal became the only player in AL history to win the MVP on a sub-.500 team and the third player in major league history, joining a pair of Chicago Cubs, Ernie Banks ('58 and '59) and Andre Dawson ('87)...The Baseball Writers Association of America



MVP Award has been awarded for 67 years, beginning in '31...Cal became the first MVP to play on a team with more than 85 losses...The O's were 67-95...His span of seven seasons between awards is the second longest between MVPs in ML history...Only Willie Mays, who went 10 seasons ('54/'65), has gone longer between MVP awards...In '91, Cal finished with 318 points, 32 more than runner-up Cecil Fielder of Detroit...In '83, he won by the same margin over teammate Eddie Murray, 322 to 290, as Orioles finished 1-2 in balloting for the first time since '66, when Frank, Brooks, and Boog were 1-2-3 (and Luis Aparicio was 9th). Cal & Eddie were the only players listed on every '83 ballot...Became the first to win Rookie and MVP honors in back-to-back years...Fred Lynn captured both awards in '75 for Boston...Was third in '89 in BBWAA balloting with 216 votes behind Robin Yount (256) and Ruben Sierra (228)...**ROOKIE OF THE YEAR:** Registered 132 points in '82 to beat out Twins' Kent Hrbek (90 points), the only other player named on all ballots. Wade Boggs was third (10 1/2 points). Ripken collected 24 firsts and four seconds, while Hrbek received four firsts, 23 seconds and a third...Is one of 6 Orioles to have won BBWAA Rookie honors, along with Ron Hansen ('60), Curt Blefary ('63), Al Bumbry ('73), Eddie Murray ('77) and Gregg Olson ('89)...**TWO TSN PLAYER OF THE YEAR AWARDS:** Won The Sporting News' Major League Player of the Year award in '83 and '91, the first to win it on a losing club ('91). It was established in '36. Was 20th to win it twice...**TWO TSN & BASEBALL AMERICAN AL PLAYER OF THE YEAR AWARDS:** Won both honors in '83 and '91...**AP MAJOR LEAGUE PLAYER OF THE YEAR AWARD:** Was so honored in '91 by the Associated Press...**ALL-TIME DREAM TEAM:** Named to Sports Illustrated's all-time "Dream Team" in October, '92...**EIGHT TSN AL ALL-STAR TEAMS:** Was honored 1983-'86, '89, '91, '93, '95...**EIGHT TSN/ HILLERICH & BRADSBY SILVER SLUGGER TEAMS:** Was honored 1983-'86, '89, '91, '93, '94. Award is given to most productive offensive players at every defensive position...**SIX AP MAJOR LEAGUE ALL-STAR TEAMS:** Honored 1983-'86, '89, '91...**ROBERTO CLEMENTE AWARD:** In '92, was named the 22nd recipient of the Roberto Clemente Award, presented annually to the player who best exemplifies the game of baseball both on and off the field...Was the third Oriole to win the award since its inception in '71, joining Brooks Robinson ('72) and Ken Singleton ('82) and was later joined by Eric Davis ('97)...**LOU GEHRIG AWARD:** In '92, was the 38th winner of the annual Lou Gehrig Memorial Award, given by the Phi Delta Theta national collegiate fraternity to the major leaguer who best fits the image and character of their fraternity brother and Hall of Fame first baseman...**BART GIAMATTI CARING AWARD:** In '89, was the first winner of this honor created by the Baseball Alumni Team (BAT) in honor of the late Baseball Commissioner who died that year (9/1)...**FOUR MOST VALUABLE ORIOLE AWARDS:** Has won four Most Valuable Oriole Awards ('90 and '91, outright, and co-winner with Eddie Murray in '83 & '88). Has finished second four times ('85, '86, '89, '93) and third three times ('82, '84, '87).

### PRO CAREER

1997: Was Orioles every day third baseman...Following the Opening Day game, O's announced that Ripken had agreed to 2-year contract extension with an option for 2000 season...Drew 3rd career ejection 7/20 when HP Umpire Al Clark tossed him in 2nd inning after arguing strikeout call...Other ejections came in '87 and '89, both in 1st inning of games at Memorial Stadium after strikeouts...Elected to 15th All-Star Game, all consecutive, and first at third base...Went 1-2 in Mid-Summer classic played at Cleveland's Jacobs Field...Cal's 10 sacrifice flies were 77th in the American League and he grounded into 19 double plays, 77th most in the league...Hit 500th career 2B in 1st inning 6/22 at Toronto...His HR on 5/31 vs. Cleveland gave him Orioles all-time total base lead with 4,274, snapping tie with Brooks Robinson...Drew 1,000th career walk 8/30 vs. Mets...Made three appearances at shortstop...6/15 at Atlanta (2 inn.); 8/31 vs. Mets (1 inn.) and 9/1 at Florida (2 inn.)...Collected season-high 4H in 2nd game of 6/10 DH at Boston.

1996: Baseball's all-time "Iron Man" played in all 163 Orioles games...On 7/15 he started at third base for the first time since 6/30/82...Had made two other appearances at third, his last coming on 7/8/82...Had made 2,216 consecutive starts at shortstop, a major league record for any position, until starting six games at third base, 7/15-21...On 4/6 he made his first error since 7/18/95 as he saw a string of 74 consecutive errorless games snapped...On 4/13 vs the Twins, Cal collected his 819th extra base hit, moving past Brooks Robinson into 1st place on the Orioles all-time list...The hit came in the form of his 450th double...On 4/19 at Texas he became just the 3rd player with 100 or

more career RBI against the Texas Rangers, joining George Brett and Reggie Jackson...Batted 7th in the batting order on 5/14 at Oakland...It was the first time he batted that low in the order since his first year in the majors, '82...On 5/28 at the Kingdome, Cal enjoyed his first career 3 HR game and collected a career-high 8 RBI...It was the 15th time that an Oriole homered three times in a game and the first since Randy Milligan in '90...In the 9th inning of that game he homered as did brother Bill...The 2nd time they have homered in the same inning and the 6th time that brothers have accomplished the feat...On 6/3 he was named A.L. "Player of the Week" for the 9th time in his career...On 5/29, also in Seattle, he hit his 334th career home run, moving past Eddie Murray for first place on the Orioles all-time list...On 6/11 he homered in his third straight game, matching a career-best...Played in consecutive game 2,216 on 6/14 at Kansas City setting a new consecutive games world record...The previous mark of 2,215 was held by third baseman Sachio Kinugasa who played with the Hiroshima Carp in Japan's Central League...On 9/15, his first homer that day was the team's 240th, tying the '61 Yankees for the most by a team in a season...His second home run that day was hit immediately after Bonilla's marking the 16th time that the O's have hit back-to-back home runs this year, tying the big league mark held by the '77 Red Sox and '82 Brewers...Named as a starter on the American League All-Star team for the 13th consecutive season...Surpassed 100 RBI in a season for the 4th time in his career, giving the Orioles four 100 RBI men (Anderson, Bonilla, Palmeiro)...It was the first Orioles team to have four players with 100 RBI...On 9/19 at New York, in the 2nd game of the doubleheader he smacked his 483rd career double, passing Brooks Robinson for the most in Orioles history...On 8/9 at Comiskey Park he collected his 2,500th career hit, a single off Bill Simas...Broke Lou Gehrig's record for most consecutive years playing all of club's games (14) and most years leading the league in games played (8)...Both represent major league marks...Following the season, Cal toured Japan with a team of Major League All-Stars.

1995: On 9/5 and 9/6 at Oriole Park at Camden Yards against the California Angels, Cal became baseball's all-time "Iron Man" tying and breaking Lou Gehrig's consecutive games played record of 2,130...In the record-tying and record-setting games he went a combined 5-for-9 and hit home runs in each of the games...Homered in three straight games, 9/4-6, matching career-best...A specially designed baseball emblazoned with the "Streak Week" logo was used in the games of 9/5 & 9/6, marking the first time ever that a special ball was used to honor an individual...Honors that Ripken received after the '95 season included: Associated Press and United Press International "Male Athlete of the Year"; Associated Press "Sports Moment of the Year"; *Sports Illustrated* and *The Sporting News* "Sportsman of the Year"; one of *People* magazine's "25 Most Intriguing People"; one of *Newsweek* magazine's "Newsmakers of '95"; and the "Toast of the Town" by the New York Chapter of the Baseball Writers Association of America...It marked the first time that a non-New York athlete received the award...Won Espy Awards for "Male Athlete of the Year" and "Showstopper of the Year"...Cal led all AL shortstops with a .989 fielding percentage, 144 games played and 100 double plays turned...Scored two runs on the 4th of July to become the Orioles all-time leader in runs scored, tying and passing Brooks Robinson...On 9/3 drew his 890th career base on balls, surpassing Boog Powell to become the Orioles all-time leader...On 7/11 in Arlington, TX Cal extended his AL record for shortstops with his 13th All-Star appearance (all consecutive)...In the Mid-Summer Classic, Ripken was 2-for-3 with singles off Philadelphia's Tommy Greene and Montreal's Carlos Perez.

1994: Enjoyed his finest season since his MVP year in '91...Batted over .300 (.315) for the fourth time and drove in 75 runs, second on the club to Palmeiro's .319 average and 76 RBI...Led major league shortstops with a .985 fielding percentage...Led the AL with 46 multi-hit games, second in the majors to San Diego's Tony Gwynn (54)...Batted .364 (44-122) with runners in scoring position, 8th best in the league...Was one of five major leaguers to play in every game in '94, along with Frank Thomas, Mike Bordick, Paul Molitor and Jeff Conine...Only he, Conine and Molitor started every game...Batted .340 in April...It was his third best April average, surpassed by .352 in '84 and .341 in '87...Hit his 300th career home run on 5/24 at Milwaukee...Led AL shortstops with 13 home runs...Led major league shortstops with 75 RBI...Played in his 2000th consecutive game, 8/1 at Minnesota.

1993: Led major league shortstops in homers for the 9th time in last 11 years and in RBI for the 8th time. Led AL shortstops in assists (495) for 7th time in his career, tying AL record...Led AL shortstops in total chances (738) for the 5th time...Led the majors in at bats (641) even though he received a career-high

19 intentional walks, 6th in the AL...Had twice as many homers as any other AL shortstop. Detroit's Travis Fryman (11) was closest...Fryman's 55 RBI were also closest to Ripken's 90...Won his 7th Silver Slugger Award.

1992: Went from career highs in homers, RBI and extra-base hits in '91 to career lows in those categories in '92...Failed to become only the 6th player in ML history to hit 20+ homers in each of his first 11 full ML seasons...Became the O's all-time right-handed home run leader when he hit two at Milwaukee 6/23, nos. 268 and 269, topping Brooks Robinson's mark (268)... Following that game, went a career-high 73 games (291 at bats) without a home run, 6/24-9/13...Was named AL "Player of the Week", 9/13-20 (12-for-24). It was the 7th time he received the honor...July was his first homerless month since the first two months of his career (August-September of '81)...Batted .178, his worst month since those same two months in '81...Had a 16-game (.355, 22-62) and a 17-game (.414, 29-70) hitting streak just four days apart 5/20-6/29...1,000th career RBI came at Oakland on 8/31 on a two-run single off Kelly Downs...Made one error for every 62 chances...The rest of the AL handled 30 chances per error...Was second in the AL in successful total chances with 733, 3 behind California's Gary DiSarcina...A poll of Major League managers conducted at mid-season by *Baseball America* selected him as the best defensive shortstop. 1991: Became second player in major league history to win a league MVP, Major League Player of the Year (*The Sporting News*, *AP* and *Baseball Digest*), All-Star Game MVP, and a Gold Glove in the same season...The only other was Dodgers' shortstop Maury Wills in '62...Finished third in the AL in homers (34), most by a shortstop in 22 years (Boston's Rico Petrocelli hit 40 in 1969)...Most homers by an Oriole since Ken Singleton hit 35 in '79...Became only the 10th player in AL history to hit more than 30 homers and strike out less than 50 times...The others: Don Mattingly (1985-86); Ted Williams (1941-46-47-49-57) Joe DiMaggio (1937-38-40-48-50); Lou Gehrig (1932-33-34-36-37); Earl Averill (1931-32-34); Hal Trosky ('34); Al Rosen ('53); Al Simmons (1929-30) and Ken Williams ('22)...Became first righthanded hitter in the AL to do it since Al Rosen in '53...Led the major leagues and tied a club mark with 85 extra-base hits...Led the major leagues with a then club record 368 total bases...Led majors with career-high 73 multi-hit games...2nd in the majors with 210 hits, one shy of his own club mark, set in '83...Was also second in doubles with 46, one shy of his own club record, set in '83...Was second in slugging percentage (.566, 47 points higher than his previous high, .519 in '83)...Became one of only five in Orioles' history to hit .300, with 30+ homers and 100+ RBI joining Jim Gentile, Frank Robinson, Boog Powell, and Eddie Murray and later joined by Rafael Palmeiro in '95...Led the league in batting for 47 of 48 days, 6/4-7/21...Was AL "Player of the Month" in September (.349, HR-8, RBI-27)...Also shared AL "Player of the Week", 9/23-30, with Rickey Henderson...Was the last player to bat in Memorial Stadium history when he bounced into a 5-4-3 double play off Detroit's Frank Tanana at 5:07 p.m. on 10/6/91...Led AL shortstops in fielding percentage (.986) for the second straight year, in putouts (267) for the fourth time, in assists (529) for the sixth time, total chances (807) for the fourth time, and double plays (114) for the fifth time...Committed two errors 5/24 vs. NY in one game for the first time since 6/14/87.

1990: Created an all-time standard for consistency at shortstop by committing only three errors in 161 games (681 tc) for a percentage of .996...Also crafted streaks of 95 errorless games and 428 errorless chances, both all-time marks for a shortstop...Even though he hit for his lowest average for a full season in the AL, still led the O's in nine offensive categories...Played his 1308th consecutive game June 12 to move into second place on the all-time list ahead of Everett Scott (Yankees-Red Sox, '18-'25).

1989: Led the club in hits (166), doubles (30) and RBI (93) and was second to Mickey Tettleton in homers (26 to 21)...Combined with Brother Bill for seven hits (Cal-3 and Bill-4) on 8/2...The only brother combo to surpass that combined total was the Waners (Paul and Lloyd) who had three and five respectively for the Bucs on 6/25/32.

1988: Shared Most Valuable Oriole honors with Eddie Murray for the second time...Ranked third in the league with a career-high 102 walks...Was 0-for-29 in April, the longest hitless streak of his career...Starting 4/19, hit safely in 16 of the next 17 games, .527 (29-55), to raise average from .047 to .316 on 5/8.

1987: Became the first Oriole other than Eddie Murray to lead the club in RBI during the '80s...Ken Singleton was the last in '79...Concluded consecutive innings streak, which began in '82.

1986: Led AL shortstops for fourth straight year in homers, RBI, runs and slugging (.461)...Was second in fielding percentage to Tony Fernandez at shortstop, .982 to .983...Led club in runs, hits, doubles, homers and total bases

(289)...Was first other than Eddie Murray to lead club in homers (25) since Ken Singleton in '79...Murray had led six straight years.

1985: Was second in the AL to Rickey Henderson in runs scored (146 to 116), his third straight year with over 100 runs...Hit .321 (53-165) with men in scoring position...Was first or second on the club in 12 offensive categories.

1984: Batted over .300 for second straight year...Set AL record for assists by a shortstop (583)... Batted .311 (46-148) with runners in scoring position to lead club.

1983: Was AL MVP and "The Sporting News" Player of the Year...Played every inning of every game for the first of four straight seasons...Shared Most Valuable Oriole laurels with Eddie Murray...Played on AL's first winning All-Star Team since 1971, and also played on the winning team in both the ALCS and World Series...Led majors in hits with a club record 211 and doubles (47); was second with 76 extra-base hits to the Expos' Andre Dawson (78) and was runner-up to major league leader Jim Rice (344) in total bases (343)...Led the AL with 121 runs, just one off Frank Robinson's club record set in '66...No Hall of Fame shortstop has ever had 211 hits in a season...Hughie Jennings and Dave Bancroft are the leaders, each with 209...Batted a combined .273 (9-33) in nine post-season games...Drove in O's only run in ninth inning of ALCS Game 1, won by LaMarr Hoyt, 2-1...Made final putout of WS when he caught Garry Maddox's line drive in bottom of ninth, Game 5.

1982: Led all major league rookies in doubles, homers, RBI, total bases (284), games (160), and runs...Missed only three games all year, none after 5/29 (his games streak began the following day)...Played 44 straight errorless games at third base from 4/24 -6/14...After a glittering Opening Day on which he went 3-for-5 with his first big league double, homer (off KC's Dennis Leonard) and RBI, he plunged into a 4-for-55 slide...Was batting only .117 (7-60) on 5/1 after 18 games and his career big league average over two seasons was at that point .121 (12-99) in 41 games...The next day, 5/2, he picked up a pair of scratch hits and was beamed by fellow rookie Mike Moore...Missed only one game after the beaming, however, and batted .281 (151-538) from 5/2 to the end of the season. 1981: Was recalled from AAA Rochester on 8/8 after the major league player strike was settled...Made big league debut in the first game after the strike, vs. KC in Baltimore on 8/10 as pinch runner after Ken Singleton led off the 12th with a double...Scored winning run in "sudden death" when, after an intentional walk to Eddie Murray, John Lowenstein singled off RHP Renie Martin to drive him in...His first hit was a single off Chicago's Dennis Lamp on 8/16, also at Memorial Stadium...Played in 12 games at shortstop (9 starts) and six at third base...Despite his early recall from Rochester, was voted "Rookie of the Year" in the International League, and was named to the loop's All-Star team at third base...In survey of IL's managers and coaches, was picked as top major league prospect in the league...Played in 85 games at third base for Red Wings and 35 at shortstop (primarily when Bob Bonner was injured).

MINOR LEAGUES: Played mostly shortstop in '78 in Bluefield...Played in Florida Instructional League after both '78 and '79 seasons...Was Southern League's All-Star third baseman in '80 and tied for league lead in games...One of two Charlotte players that year to break club's home run record: Ripken had 25 and Drungo Hazewood had 28...Cal had homered only 8 times in his 2 previous pro seasons combined...He also led SL third basemen in fielding (.933, TC-415, E-28)...Helped Caguas win Puerto Rican title after the 1980 season (the first of his two seasons in Caribbean winter ball)...In '79, he was picked as shortstop on Topps' Class A All-Star team, though he played more games at third (58) than at shortstop (52)...Led Florida State League in doubles that year...Was signed by the late Dick Bowie 6/13/78 after the club drafted him 6/4.

AMATEUR BACKGROUND: Pitched and played short at Aberdeen (MD) High and graduated from there in '78...Was 7-2 with an 0.70 ERA as a senior with 100 strikeouts in 60 innings...He also won Harford County batting title (.492) and had 29 RBI in 20 games...Pitched a two-hitter and fanned 17 to win 1978 Maryland Class A Baseball championship game...Was voted American Amateur Baseball Congress (AABC) "Graduate of the Year" in '86...Also earned two letters in soccer...Was soccer team captain and both an All-County and All-Metro selection. Played Little League, Babe Ruth and Mickey Mantle League baseball...Led Putty Hill, MD team to Mickey Mantle World Series in Sherman, TX (lost in a best-of-3 competition).



## PERSONAL/MISCELLANEOUS

Married to the former Kelly Geer (11/13/87)...Kelly, from Cockeysville, MD, is a graduate of Dulaney High School and the University of Maryland...Two children: Rachel Marie (11/22/89) and Ryan Calvin (7/26/93), born on an Orioles off day.

**THE RIPKEN FAMILY:** Cal played with his brother Bill at second base for 5-1/2 seasons (7/11/87 through '92), and Bill was with the Orioles in a utility role in 1996...Also played parts of 12 seasons with his father in an O's uniform as a coach and manager...All three were together in '87, when Cal Sr. became the first father ever to manage two sons simultaneously in major league baseball history (regular season)...In addition to younger brother Bill, Cal has another brother, Fred, and a sister, Ellen Leigh...Cal's mother is named Vi.

**FATHER:** Cal Sr. spent 15 years on the O's coaching staff, 13-1/2 as 3rd base coach. He joined the staff in '76. Managed for 14+ seasons in professional baseball, all in the Orioles' organization. His 13+ years as a manager in the Birds' farm system ('61-'74) represent the longest tenure of any minor league skipper in Orioles' history...During that span Cal managed at all levels except rookie league...Earned the reputation as perhaps the best teacher of young players in Orioles history...Following the '86 season he replaced Earl Weaver to become only the seventh non-interim manager in the club's history. Was replaced by Frank Robinson on 4/12/88 after the O's lost the first six games of the season (a streak that went to 21 before it ended)...Rip was a catcher in the O's organization, although he also played some third base and outfield and even pitched...He enjoyed his best year under Weaver at Fox Cities (Appleton, WI) in '60...He became a player-manager the following year...In '96 he was inducted into the Orioles Hall of Fame.

**Only 11 errors combined:** In '90, Cal and Bill accounted for a total of only 11 errors, the fewest in major league history by a qualifying (each playing 2/3 of their club's games at their respective positions) keystone combination. Next lowest total is 13 in '90 by Toronto's Tony Fernandez and Manny Lee...On 6/15/89, vs. New York, the two Ripleks teamed up on a triple play against the Yankees, the first by the Orioles in more than 10 years.

**Both homered:** On 9/15/90 at Toronto, Cal and Bill each homered...They matched the feat on 5/28/96 at Seattle and Cal homered three times in that game...They were the first brothers to homer in the same game since Graig (NY) and Jim Nettles (Det) did it 9/14/74.

## IN THE COMMUNITY

Cal supports the community actively and in a variety of ways, including the establishment of **The Kelly and Cal Ripken, Jr. Foundation** which primarily supports community adult and family literacy, youth recreational and health-related programs in the greater Baltimore area. **The Baltimore Reads Ripken Learning Center:** In 1988, Cal and his wife, Kelly, made a financial contribution in helping to establish The Ripken Learning Center, an adult and family literacy program, in conjunction with Baltimore Reads, Inc. The program is supportive of Mayor Kurt L. Schmoke's "The City That Reads" initiative. The Baltimore Reads Ripken Learning Center is a full service model adult literacy program providing instruction in reading, math, writing and computer training and basic life skills, counseling and job readiness to over 300 city adults a year. Since inception, Cal and Kelly have contributed or helped raise over \$1 million for the Baltimore Reads Ripken Learning Center. This includes the November '91 Winterfest for Literacy and the annual Reading, Runs and Ripken program.

**Winterfest for Literacy:** A sports memorabilia show in Baltimore hosted by Cal that featured Cal, Sr., Bill Ripken, Kirby Puckett, Eddie Murray, Jim Palmer and Brooks Robinson. Also in '91, Cal, in conjunction with Baltimore Reads, Inc., introduced the **Reading, Runs and Ripken** program. This is an annual fundraising program for Baltimore Reads, Inc. in which individuals and businesses make pledges based on the number of RBIs Cal has during a season. In addition, the Foundation donated \$250,000 to other literacy programs with Cal's '97 *The Only Way I Know* nationwide book tour. **Baltimore School for the Arts:** Kelly and the Foundation continue to host and support the school's annual presentation of the Nutcracker ballet. **Because We Care:** Cal, through the Foundation, continues to donate tickets to every Orioles home game, a program he and Eddie Murray initiated in the mid-1980s. **Kelly G. Ripken Program:** In '98, the Foundation made a \$250,000 donation to establish the Kelly G. Ripken Program, a resource for thyroid education and patient care at Johns Hopkins. **Sam Hulett Fund:** In '92, Cal and Kelly made a donation of \$50,000 to the Johns Hopkins Children's Center towards the establishment of the Sam Hulett Fund in memory of the son of Orioles infielder Tim Hulett. Cal

168

has participated in **Pam Shriver's Tennis Challenge** in '90, '93 and '95. The Challenge benefits the Baltimore Community Foundation. He continues to support the Tennis Challenge with contributions to their annual silent auction. Cal takes part in the Orioles annual off-season FanFest.

## ALL IN THE FAMILY MOST HOMERS EVER BY BROTHERS

1. Hank (755) and Tommy (13) AARON	768
2. Joe (361), Vince (125), and Dom (87) DIMAGGIO	573
3. Eddie (504) and Rich (4) MURRAY	508
4. Ken (282) and Clete (162) BOYER	444
Lee (354) and Carlos (90) MAY	444
6. Graig (390) and Jim (16) NETTLES	406
7. Cal (384) and Bill (20) RIPKEN	404
8. Dick (351), Hank (6), and Ron (1) ALLEN	358
9. Bob (288) and Roy (58) JOHNSON	346
10. George (317) and Ken (10) BRETT	327

## 2131: PASSING A LEGEND

### FACTS & FIGURES ABOUT LOU GEHRIG'S AND CAL RIPKEN'S STREAKS

- On 8/17/33, New York Yankees first baseman Lou Gehrig played in his 1,308th straight game to surpass Everett Scott's major league record for consecutive games played. The Iron Horse went on to play in 2,130 straight games before the crippling effects of ALS (amyotrophic lateral sclerosis) ended his once-thought impossible streak. Just over two years later, ALS ended his life.
- Ripken's streak began on 5/30/82 when manager Earl Weaver started Cal as the third baseman against Toronto at Memorial Stadium...The day before, Floyd Rayford started in Cal's place at third base in the second game of a DH.
- Gehrig holds the major league record for most home runs by a first baseman (493). Ripken holds the record for most home runs by a shortstop (353).
- Gehrig's longest streak at first base was 885 straight games. He played left field for one game in '30 while Babe Ruth pitched, and he played right field for one game in '31 while Ruth played first base.
- Gehrig played every inning of every game one time in his career ('31). Ripken holds what is believed to be the major league record with a streak of 8,243 straight innings, spanning 904 games from '82-'87.
- Gehrig missed just two starts during his streak, both in the first year: '25 (7/5, the 33rd game of the streak and 7/19, the 48th game). Both times, Fred Merkle, renowned for a miscue with the Cubs two decades earlier, was the Yankees' starter at first base. Gehrig started the last 2082 games of his streak.
- Twice during his streak, Gehrig was ailing and listed as the shortstop in the lead-off position. Both times, he singled and was immediately replaced by a pinch runner.
- In the last 100 games of his streak, Gehrig batted .287 (106-369) with 67 runs, 15 doubles, four triples, 16 homers and 82 RBI. In his last 25 games, Gehrig batted .350 (36-103) with 23 runs, eight doubles, three triples, eight homers and 34 RBI.

## BASEBALL'S IRON MAN TOP 10 CONSECUTIVE GAME STREAKS OF ALL-TIME:

1) 2,632 Cal RIPKEN, JR.	6) 1,103 Joe SEWELL
2) 2,130 Lou GEHRIG	7) 895 Stan MUSIAL
3) 1,307 Everett SCOTT	8) 829 Eddie YOST
4) 1,207 Steve GARVEY	9) 822 Gus SUHR
5) 1,117 Billy WILLIAMS	10) 798 Nellie FOX

## GEHRIG'S LINE DURING HIS STREAK

G	AVG	AB	R	H	2B	3B	HR	RBI	BB	SO	TB
2,130	.340	7938	1879	2700	529	162	492	1984	1503	779	5029

### Selected Records of Lou Gehrig

- Most consecutive years scoring 100 runs (13, tied with Hank Aaron)
- First player in modern era to hit four homers in game (6/3/32, consecutive)
- Most career grand slams (23)
- Most consecutive years with 100 RBI's (13, tied with Jimmie Fox)
- Most years with 150 RBI's (7)
- Most RBI's in season (184), AL record, 155 games in 1931
- Most years with 400 or more total bases (5)

169

**Three times by Ejection:** The earliest Cal has left were the two games from which he was ejected in the first inning: 9/25/87 by Tim Welke (vs. Yankees) and 8/7/89 by Drew Coble (vs. Minnesota)...In both cases he was thrown out after arguing a strike call...He was ejected a third time on 7/20/97 in the 2nd inning by Al Clark (vs. Chicago) also for arguing a third strike call.

**LONGEST O'S STREAKS:** The three longest Orioles streaks before Cal's were:

Brooks Robinson	463
Eddie Murray	444
Billy Gardner	361

**EVERY GAME OF THE YEAR:** Cal is one of seven Orioles to have played every game in a season.

Cal Ripken	15 Times	'83 thru '97
Brooks Robinson	4 Times	'61, '62, '64, '68
Eddie Murray	4 Times	'78, '79, '84, '88
Billy Gardner	Once	'57
Bobby Grich	Once	'73
Rafael Palmeiro	Once	'98
B.J. Surhoff	Once	'98

**CONSECUTIVE INNINGS STREAK, '82-'87:** His streak of 8,243 straight innings (spanning 904 games, '82-'87) is believed to be the longest of its kind in major league history. The post-season innings he played in '83, '96, and '97 are not included in these figures. Lou Gehrig, incidentally, played every inning of every game only one season ('31) during his streak.

**The start:** Cal's innings streak began 6/5/82; six days and five games after the start of his consecutive games string 5/30.

**The finish:** The innings streak ended 9/14/87 in Toronto when Orioles manager Cal Ripken Sr. inserted Ron Washington at shortstop in the bottom of the eighth of an 18-3 Toronto walkover...That was the game in which the Blue Jays hit a major league record 10 home runs...Rip, whose innings streak covered some five seasons, was the first to have played every inning for at least two straight years since Rudy York with the Tigers in '40-'41...In addition to Cal & Freeman, only one other major leaguer has played every inning at least three years (not necessarily consecutive), Mickey Vernon in '42, '47, & '53...The only other Oriole to play every inning in one season was Eddie Murray in '84 (including 3 games as DH).

#### CLOSE CALLS

**April 10, 1985...**Game 444...Sprained left ankle at shortstop during a pickoff play in the third inning vs. Texas (did not come out of the game)...X-rays taken after the game at Greater Baltimore Medical Center were negative...Didn't play the next day in the club's exhibition game at the US Naval Academy, but was in the lineup the next night vs. Toronto.

**September 11, 1992...**Game 1713...Suffered a twisted right ankle running out a double against the Brewers (did not come out of the game), and as a precaution the Orioles recalled shortstop Manny Alexander from AAA Rochester...Cal didn't miss so much as an inning for another week.

**June 6, 1993...**Game 1790...Suffered a twisted right knee when his spikes caught in the infield grass during O's-Mariners melee...Though he didn't come out of the game, the knee was swollen and painful the next day...Still, he didn't even miss infield practice...He said later, "It was the closest I've come to not playing." (6/4).

**August 2, 1997...**Game 2423...Considered leaving the game in the bottom of the 1st at Oakland with lower back pain when Athletics' Scott Brosius led off the inning with a single on a swinging bunt roller...He remained in the game and singled in his next at-bat and homered the next day as the back steadily improved.

#### BULLISH ON CAL

Cal's streak spanned 17 seasons. Over that time, the leading index of the New York Stock Exchange, the Dow Jones Average, rose more than 7,000 points, from 819.54 to 7,895.66.

#### WHAT A LONG, STRANGE TRIP

Only 18 major league players were in the big leagues when Cal's consecutive games streak began in 1982 and when it ended last season. Listed below are the players, the team that they were playing with when the streak began, and the number of teams they played with during Cal's streak:

Player	Team in '82	Number of teams
Harold Baines	White Sox	4
Rafael Belliard	Pirates	2
Wade Boggs	Red Sox	3
Danny Darwin	Rangers	8
Chili Davis	Giants	5
Dennis Eckersley	Red Sox	5
Jim Eisenreich	Twins	5
Gary Gaetti	Twins	5
Tony Gwynn	Padres	1
Rickey Henderson	Athletics	5
Doug Jones	Brewers	7
Dennis Martinez	Orioles	5
Willie McGee	Cardinals	4
Paul Molitor	Brewers	3
Jesse Orosco	Mets	5
Tony Phillips	Athletics	5
Tim Lincecum	Expos	3
Dave Stieb	Blue Jays	2

#### RIPKEN ON ALL-TIME LISTS

##### GAMES PLAYED

10. Brooks Robinson	2896
11. Robin Yount	2856
12. Al Kaline	2834
13. Eddie Collins	2826
14. Reggie Jackson	2820
15. Frank Robinson	2808
16. Honus Wagner	2792
17. Tris Speaker	2789
18. Tony Perez	2777
19. Mel Ott	2730
20. George Brett	2707
21. Cal Ripken	2704

##### AT-BATS

6. Robin Yount	11008
7. Dave Winfield	11003
8. Stan Musial	10972
9. Willie Mays	10881
10. Paul Molitor	10835
11. Brooks Robinson	10654
12. Cal Ripken	10433

##### RUNS

38. Bill Dahlen	1589
39. George Brett	1583
40. Rogers Hornsby	1579
41. Hugh Duffy	1552
42. Reggie Jackson	1551
43. Max Carey	1545
44. George Davis	1539
45. Frank Frisch	1532
46. Tim Lincecum	1528
47. Dan Brouthers	1523
48. Tom Brown	1521
49. Sam Rice	1514
50. Cal Ripken	1510

##### HITS

17. Rod Carew	3053
18. Lou Brock	3023
19. Al Kaline	3007
20. Roberto Clemente	3000
21. Cap Anson	2995
22. Sam Rice	2987
23. Sam Crawford	2961
24. Frank Robinson	2943
25. Willie Keeler	2932
26. Jake Beckley	2930
Rogers Hornsby	2930
28. Tony Gwynn	2928
29. Al Simmons	2927
30. Wade Boggs	2922
31. Zack Wheat	2884
32. Frank Frisch	2880
33. Cal Ripken	2878

##### DOUBLES

13. Charlie Gehringer	574
14. Wade Boggs	564
15. Eddie Murray	560
16. Cal Ripken	544

##### HOME RUNS

27. Duke Snider	407
28. Al Kaline	399
29. Dale Murphy	398
30. Jose Canseco	397
31. Joe Carter	396
32. Graig Nettles	390
33. Johnny Bench	389
34. Dwight Evans	385
35. Cal Ripken	384

##### RBI

20. Goose Goslin	1609
21. Nap Lajoie	1599
22. George Brett	1595
Mike Schmidt	1595
24. Andre Dawson	1591
25. Rogers Hornsby	1584
Harmon Killebrew	1584
27. Al Kaline	1583
28. Jake Beckley	1575
29. Willie McCovey	1555
30. Willie Stargell	1540
31. Harry Heilmann	1539
32. Joe DiMaggio	1537
33. Tris Speaker	1529
34. Sam Crawford	1525
35. Cal Ripken	1514



## STARTING LINEUPS

AUGUST 10, 1981

### WHEN RIP MADE ML DEBUT

Orioles	Kansas City
1. Bumbry, cf	1. Wilson, lf
2. Dauer, 2b	2. McRae, dh
3. Singleton, rf	3. Brett, 3b
4. Murray, 1b	4. Aikens, 1b
5. Crowley, dh	5. Otis, cf
6. Roenicke, lf	6. Motley, rf
7. DeCinces, 3b	7. White, 2b
8. Dempsey, c	8. Wathan, c
9. Belanger, ss	9. Washington, ss
D. Martinez, rhp	D. Leonard, rhp

MAY 29, 1982

### Last Game Ripken Did Not Start or Play

Orioles	Toronto
1. Bumbry, cf	1. Garcia, 2b
2. Dauer, 2b	2. G. Iorg, 3b
3. Dwyer, 1b	3. Velez, dh
4. Singleton, dh	4. Bonnell, cf
5. Lowenstein, lf	5. Barfield, rf
6. Ford, rf	6. A. Johnson, lf
7. Dempsey, c	7. Revering, 1b
8. Rayford, 3b	8. Whitt, c
9. Bonner, ss	9. Griffin, ss
S. McGregor, lhp	J. Clancy, rhp

MAY 30, 1982

### The Beginning of Ripken's Consecutive Games Streak

Orioles	Toronto
1. Bumbry, cf	1. Garcia, 2b
2. Dauer, 2b	2. Mulliniks, 3b
3. Lowenstein, lf	3. Upshaw, 1b
4. Singleton, dh	4. Revering, d
5. Crowley, 1b	5. Bonnell, lf
6. Ford, rf	6. Powell, rf
7. Dempsey, c	7. Whitt, c
8. Ripken, 3b	8. Moseby, cf
9. Sakata, ss	9. Griffin, ss
J. Palmer, rhp	J. Gott, rhp

SEPTEMBER 6, 1995

### The Night Cal Broke Gehrig's Record

Orioles	Angels
1. Anderson, cf	1. Phillips, 3b
2. Alexander, 2b	2. Edmonds, cf
3. Palmeiro, 1b	3. Salmon, rf
4. Bonilla, rf	4. Davis, dh
5. Ripken, ss	5. Snow, 1b
6. Baines, dh	6. Anderson, lf
7. Hoiles, c	7. Hudler, 2b
8. Huson, 3b	8. Fabregas, c
9. Smith, lf	9. Easley, ss
M. Mussina, rhp	S. Boskie, rhp

JUNE 14, 1996

### The Night Cal Broke Sachio Kinugasa's World Record of 2,215 Consecutive Games

Orioles	Royals
1. Anderson, cf	1. Damon, rf
2. Polonia, dh	2. Goodwin, cf
3. Alomar, 2b	3. Lockhart, 2b
4. Palmeiro, 1b	4. Paquette, lf
5. Bonilla, rf	5. Macfarlane, c
6. C. Ripken, ss	6. Hamelin, dh
7. Surhoff, 3b	7. Offerman, 3b
8. Devereaux, lf	8. Randa, 3b
9. Hoiles, c	9. Howard, ss
M. Mussina, rhp	M. Gubicza, rhp

JULY 15, 1996

### The Night Cal Started at Third Base for the First Time Since 6/30/82

Orioles	Blue Jays
1. Anderson, cf	1. Nixon, cf
2. B. Ripken, 2b	2. Perez, 2b
3. C. Ripken, 3b	3. Samuel, 1b
4. Palmeiro, 1b	4. Carter, dh
5. Bonilla, rf	5. Sprague, 3b
6. Surhoff, dh	6. Brumfield, rf
7. Smith, lf	7. O'Brien, c
8. Hoiles, c	8. Perez, lf
9. Alexander, ss	9. Gonzalez, ss
Krivda, lhp	Flener, rhp

SEPTEMBER 19, 1998

### The Last Game of Cal Ripken's Consecutive Game Streak

Orioles	New York
1. Alomar, 2b	1. Knoblauch, 2b
2. Anderson, cf	2. Jeter, ss
3. Davis, rf	3. O'Neill, rf
4. Palmeiro, dh	4. Williams, cf
5. Pickering, 1b	5. Martinez, 1b
6. C. Ripken, 3b	6. Davis, dh
7. Surhoff, lf	7. Strawberry, lf
8. Hoiles, c	8. Brosius, 3b
9. Bordick, ss	9. Girardi, c
Ponson, rhp	Cone, lhp

SEPTEMBER 20, 1998

### The Night Cal Ripken's Consecutive Game Streak ended

Orioles	New York
1. Alomar, 2b	1. Knoblauch, 2b
2. Anderson, cf	2. Jeter, ss
3. W. Greene, rf	3. Williams, cf
4. Palmeiro, 1b	4. Davis, dh
5. Pickering, dh	5. Posada, c
6. Minor, 3b	6. Raines, lf
7. Surhoff, lf	7. Curtis, rf
8. Webster, c	8. Lowell, 3b
9. Bordick, ss	9. Sojo, 1b
Johns, lhp	Hernandez, rhp

YEAR	CLUB	AVG	G	AB	R	H	2B	3B	HR	RBI	BB	SO	SB	CS
1978	Bluefield-1	.264	63	239	27	63	7	1	0	24	24	46	1	1
1979	Miami	.303	105	393	51	119	28	1	5	54	31	64	4	3
	Charlotte	.180	17	61	6	11	0	1	3	8	3	13	1	0
1980	Charlotte	.276	+144	522	91	144	28	5	25	78	77	81	4	2
1981	Rochester	.288	114	437	74	126	31	4	23	75	66	85	0	2
	BALTIMORE	.128	23	39	1	5	0	0	0	1	8	0	0	0
1982	BALTIMORE	.264	160	598	90	158	32	5	28	93	46	95	3	3
1983	BALTIMORE	.318	+162	*663	*121	*211	*47	2	27	102	58	97	0	4
1984	BALTIMORE	.304	+162	641	103	195	37	7	27	86	71	89	2	1
1985	BALTIMORE	.282	161	642	116	181	32	5	26	110	67	68	2	3
1986	BALTIMORE	.282	162	627	98	177	35	1	25	81	70	60	4	2
1987	BALTIMORE	.252	*162	624	97	157	28	3	27	98	81	77	3	5
1988	BALTIMORE	.264	161	575	87	152	25	1	23	81	102	69	2	2
1989	BALTIMORE	.257	+162	646	80	166	30	0	21	93	57	72	3	2
1990	BALTIMORE	.250	161	600	78	150	28	4	21	84	82	66	3	1
1991	BALTIMORE	.323	+162	650	99	210	46	5	34	114	53	46	6	1
1992	BALTIMORE	.251	*162	637	73	160	29	1	14	72	64	50	4	3
1993	BALTIMORE	.257	*162	*641	87	165	26	3	24	90	65	58	1	4
1994	BALTIMORE	.315	112	444	71	140	19	3	13	75	32	41	1	0
1995	BALTIMORE	.262	144	550	71	144	33	2	17	88	52	59	0	1
1996	BALTIMORE	.278	163	640	94	178	40	1	26	102	59	78	1	2
1997	BALTIMORE	.270	162	615	79	166	30	0	17	84	56	73	1	0
1998	BALTIMORE	.271	161	601	65	163	27	1	14	61	51	68	0	2
Minor Lg. Totals		.280	446	1652	249	463	94	12	56	239	201	289	10	8
BALTIMORE Totals		.276	2704	10433	1510	2878	544	44	384	1514	1067	1174	36	36
American League		.276	2704	10433	1510	2878	544	44	384	1514	1067	1174	36	36
National League														
ML Totals		.276	2704	10433	1510	2878	544	44	384	1514	1067	1174	36	36

\* Led league

+ Tied for league lead

1-Signed by the Orioles in the 2nd round selection of the June 1978 First Year Player Draft

DIVISION SERIES	AVG	G	AB	R	H	2B	3B	HR	RBI	BB	SO	SB	CS
1996 Bal vs Cle	.444	4	18	2	8	3	0	0	2	0	3	0	0
1997 Bal vs Sea	.438	4	16	1	7	2	0	0	1	2	2	0	0
Totals	.441	8	34	3	15	5	0	0	3	2	5	0	0
LCS	AVG	G	AB	R	H	2B	3B	HR	RBI	BB	SO	SB	CS
1983 Bal vs Chi	.400	4	15	5	6	2	0	0	1	2	3	0	0
1996 Bal vs NYY	.250	5	20	1	5	1	0	0	0	1	4	0	0
1997 Bal vs Cle	.348	6	23	3	8	2	0	1	3	4	6	0	0
Totals	.328	15	58	9	19	5	0	1	4	7	13	0	0
WORLD SERIES	AVG	G	AB	R	H	2B	3B	HR	RBI	BB	SO	SB	CS
1983 Bal vs Phi	.167	5	18	2	3	0	0	0	1	3	4	0	0
Totals	.167	5	18	2	3	0	0	0	1	3	4	0	0
ALL-STAR	AVG	G	AB	R	H	2B	3B	HR	RBI	BB	SO	SB	CS
1983 AL at Chi	.000	1	0	0	0	0	0	0	0	0	1	0	0
1984 AL at SF	.000	1	0	0	0	0	0	0	0	0	0	0	0
1985 AL at Min	.333	1	3	0	1	0	0	0	0	0	0	0	0
1986 AL at Hou	.000	1	4	0	0	0	0	0	0	0	0	0	0
1987 AL at Oak	.500	1	2	0	1	0	0	0	0	0	0	0	0
1988 AL at Cin	.000	1	3	0	0	0	0	0	0	0	1	0	0
1989 AL at Cal	.333	1	3	0	1	1	0	0	0	0	0	0	0
1990 AL at Chi	.000	1	2	0	0	0	0	0	0	0	0	0	0
1991 AL at Tor	.667	1	3	1	2	0	0	1	3	0	0	0	0
1992 AL at SD	.333	1	3	0	1	0	0	0	1	0	0	0	0
1993 AL at Bal	.000	1	3	0	0	0	0	0	0	0	1	0	0
1994 AL at Pit	.200	1	5	0	1	1	0	0	0	0	2	0	0
1995 AL at Tex	.667	1	3	0	2	0	0	0	0	0	0	0	0
1996 AL at Phi	.000	1	3	0	0	0	0	0	0	0	0	0	0
1997 AL at Cle	.500	1	2	0	1	0	0	0	0	0	0	0	0
1998 AL at Col	.250	1	4	1	1	1	0	0	2	0	0	0	0
Totals	.256	16	43	2	11	3	0	1	6	2	3	0	0

## BAD STAT/GOOD COMPANY

Ripken enters the 1999 season 6<sup>th</sup> on the all-time list in grounded into double plays, however, the company that he keeps in that category is very impressive:

1.	Hank Aaron	328
2.	Carl Yastrzemski	323
3.	Dave Winfield	319
4.	Eddie Murray	315
	Jim Rice	315
6.	Cal Ripken	311

## THE RIPKEN MUSEUM

Located in City Hall in downtown Aberdeen, home of the Ripkens, the Ripken Museum is the official repository of Ripken family memorabilia. In addition to being open to the public, it hosts school tours during the winter months. The Ripken Museum officially opened December 6, 1996. It is located in the center of Aberdeen and is less than five minutes from Exit 85 of Interstate 95. For more information, call (410) 273-2525 or visit their site on the web at [www.2131.com](http://www.2131.com).

## HEATHCLIFF SLOCUMB

RHP—#51

Born: June 7, 1966

Opening Day Age: 32

Height: 6'3"

Weight: 220

Bats: R

Throws: R

Birthplace/Residence: Born in Brooklyn, NY...


Resides in Orlando, FL

Contract Status: Signed through 1999

M.L. Service: 6 years, 162 days

Acquired: January 15, 1999; signed by the

Orioles as a free agent



### GAME HIGHS & STREAKS

**LONGEST RELIEF OUTING:** 4.1 innings, August 10, 1992 vs. Montreal...**STRIKEOUT HIGH:** 7, August 10, 1992 vs. Montreal...**WALK HIGH:** 4, September 17, 1991 at Pittsburgh...**HR ALLOWED:** 1, 24 times, most recently September 15, 1998 at Minnesota...**WINNING STREAK:** 6 games, June 22, 1993-May 24, 1994...**LOSING STREAK:** 11 games, May 3, 1997-April 14, 1998

### 1998

- Overcame slow start to be a steady contributor in the bullpen... Was 3rd on the Mariners with 57 appearances and he limited right-handed hitters to a .225 (31-138) batting average.
- After the All-Star break he limited the opposition to a .212 (25-118) batting average as opposed to a .326 (47-144) average before the break... Compiled a 2.65 ERA over his final 31 appearances (34.0IP, 10ER).
- Allowed a run in 14 of his first 17 appearances, but only in 11 of his last 40 games... Recorded his first win of the year on May 6 vs. Chicago, to snap a career-high 11-game losing streak dating back to 9/23/96.
- Recorded all three Mariners saves in June, collecting his first on June 10 at San Francisco... Notched third consecutive save on June 27 at Arizona.
- Allowed a home run on September 15 at Minnesota to Javier Valentin... It was the first homer he had allowed since May 20, a span of 37 games... Went 0-1 with a 2.70 ERA in September, finishing the season with a 5.32 ERA, the lowest it was all season.

### PRO CAREER

1997: Appeared in 76 games with Boston and Seattle, 5th in the A.L.... His 27 saves was 16th in the league... Began the season with the Red Sox... Picked up saves in first two appearances of the season, 4/2 at Anaheim and 4/5 at Seattle... Threw a season-high 3.1 innings at Baltimore 4/21, giving up just one hit and no runs... Recorded five saves in June and picked up all five in six appearances from 6/22-29, allowing just 1 ER... Had nine consecutive shutout appearances from 7/14-30... Traded to Seattle 7/31 and immediately assumed closer role... Made Mariner debut 8/2 at Milwaukee... Recorded first save with Seattle 8/3 at Milwaukee, striking out the side in the 9th... Picked up save #27 on 9/23 vs. Anaheim protecting a one-run lead to clinch the A.L. West title for Seattle... Finished his 4th consecutive season with at least 25 saves... Was 10-for-11 in save opportunities with the Mariners.

1996: Set career highs with 75 appearances, 4th most in the A.L. and 3rd most ever by a Red Sox... Notched two saves on 5/4 vs. Toronto... The first save completed a suspended game from the previous night... Had 14 saves in 14 chances, 8/6-9/20, including saves in 7 consecutive appearances, 8/6-21... Went 3-0 with 15 saves and a 0.94 ERA in his final 22 appearances... Tossed a season-high 2.2 IP and won 4-3 in 11 innings on 9/23 at NY... Converted 31 saves in 39 chances, including 16 saves in last 17 chances... Had at least one save vs. every team but Cleveland... Held lead or tie in 51 of 65 chances (.785)... Allowed only 9 of 30 inherited runners to score... Most effective Red Sox reliever against first batters, who hit .210 overall (13-61), including .095 (2-21) when he came in during the inning.

1995: Was 4th in the N.L. with 32 saves... Became Phillies closer after the third game and saved 8 straight, 4/28 to 5/14... Named N.L. "Pitcher of the Month" for May after going 1-0 with a 1.76 ERA and 12 saves... Compiled 12.2 inning scoreless stretch, 5/28-6/30... Finished first half 1-0 with a 2.14 ERA and 20 saves and was named to the N.L. All-Star team... Was winning pitcher in the

	1998 SEASON				LIFETIME					
	AVG	AB	H	HR	RBI	AVG	AB	H	HR	RBI
Total	.271	601	163	14	61	.276	10433	2878	384	1514
Home	.264	296	78	8	31	.265	5049	1339	191	755
Away	.279	305	85	6	30	.286	5384	1539	193	759
Ana	.318	44	14	0	6	.292	792	231	32	138
Bal	-	-	-	-	-	-	-	-	-	-
Bos	.200	40	8	0	1	.270	831	224	23	95
Cws	.200	40	8	1	2	.257	728	187	31	110
Cle	.214	42	9	1	5	.260	807	210	30	121
Det	.375	40	15	0	5	.286	824	236	33	127
KC	.243	37	9	2	6	.300	739	222	32	116
Min	.317	41	13	1	3	.309	742	229	25	115
NY	.143	42	6	0	2	.264	846	223	26	95
Oak	.286	42	12	1	5	.247	811	200	33	100
Sea	.400	40	16	3	7	.294	790	232	28	110
Tam	.244	45	11	2	6	.244	45	11	2	6
Tex	.318	44	14	1	6	.289	748	216	26	120
Tor	.298	47	14	1	4	.266	822	219	28	119
PRE ASG	.258	329	85	7	36	.279	5532	1546	211	836
POST ASG	.287	272	78	7	25	.272	4901	1332	173	678
vs. Left	.258	163	42	5	20	.284	3002	854	122	411
vs. Right	.276	438	121	9	41	.272	7431	2024	262	1103
as DH	-	-	-	-	-	-	-	-	-	-
as PH	-	-	-	-	-	.000	4	0	0	0
Mar/Apr	.282	103	29	2	16	.282	1349	381	47	229
May	.250	104	26	2	8	.263	1737	456	71	251
June	.252	103	26	3	11	.297	1837	545	66	288
July	.280	93	26	1	9	.277	1769	490	67	265
August	.303	109	33	4	12	.275	1877	516	64	263
Sept/Oct	.258	89	23	2	5	.263	1864	490	69	238
Atl	.300	10	3	0	1	.292	24	7	0	2
Fla	.167	12	2	0	1	.261	23	6	1	4
Mon	.250	8	2	0	0	.316	19	6	0	0
NY	.308	13	4	1	1	.280	25	7	2	3
Phi	.214	14	3	0	0	.385	26	10	1	5

### FIELDING

	3B	PCT	G	PO	A	E	DP
1981	.889	6	2	6	1	1	1
1982	.973	71	66	151	6	17	1
1996	1.000	6	5	16	0	1	1
1997	.949	162	98	314	22	25	1
1998	.979	161	101	265	8	22	1
Career	.965	406	272	752	37	66	1

	SS	PCT	G	PO	A	E	DP
1981	.946	12	11	24	2	5	1
1982	.972	94	155	289	13	47	1
1983	.970	162	272	534	25	113	1
1984	.971	162	297	583	26	122	1
1985	.967	161	286	474	26	123	1
1986	.982	162	240	482	13	105	1
1987	.973	162	240	480	20	103	1
1988	.973	161	284	480	21	119	1
1989	.990	162	276	531	8	119	1
1990	.996	161	242	435	3	94	1
1991	.986	162	267	528	11	114	1
1992	.984	162	287	445	12	119	1
1993	.977	162	226	495	17	101	1
1994	.985	112	132	321	7	72	1
1995	.989	144	205	409	7	99	1
1996	.980	158	231	468	14	109	1
1997	1.000	3	2	0	0	0	1
Career	.979	2302	3653	6978	225	1564	1

### LIFETIME BY BALLPARK

CAL RIPKEN	AVG	AB	H	HR	RBI
Edison International Field	.281	405	114	14	63
Oriole Park at Camden Yards	.264	1994	527	62	282
Memorial Stadium	.266	3055	812	129	473
Fenway Park	.309	408	126	10	40
Comiskey Park	.213	164	35	4	17
Jacobs Field	.269	108	29	1	12
Tiger Stadium	.282	425	120	20	71
Ewing M. Kauffman Stadium	.282	387	109	13	47
Hubert H. Humphrey Metrodome	.325	397	129	15	67
Yankee Stadium	.275	443	122	11	44
Oakland-Alameda County Coliseum	.239	436	104	15	42
The Kingdome	.333	409	136	17	65
Tropicana Field	.261	23	6	1	4
The Ballpark in Arlington	.275	91	25	3	15
Skydome	.255	243	62	9	39
NATIONAL LEAGUE					
Turner Field	.286	14	4	0	1
Pro Player Stadium	.364	11	4	1	3
Olympic Stadium	.250	8	2	0	0
Shea Stadium	.143	7	1	0	0
Veterans Stadium	.214	14	3	0	0



Mid-Summer Classic, becoming the 3rd Phillies pitcher ever to earn an All-Star win... Allowed just 2 HR in 65.1 IP... 32 saves was the 3rd highest single-season total in club history topped only by Mitch Williams (43 in '93) and Steve Bedrosian (40 in '87).

1994: Became the first Phillies right-hander to win on Opening Day (4/4 at Colorado) since '66... Recorded 1st major league hit and RBI on 4/13 vs. the Rockies... Compiles a 4-game winning streak, 4/4-5/24... Missed 6 games, 7/14-19 due to the chicken pox.

1993: Started the '93 season at AAA Iowa and had 7 saves in 10 appearances before promotion to the Cubs at the end of April... Was dealt to Cleveland on 6/1 for shortstop Jose Hernandez... In his first 6 games with Cleveland he tossed 10.1 scoreless innings... Notched 1st A.L. win on 6/11 at Texas... Was optioned to AAA Charlotte on 7/5 and was recalled by the Tribe on 9/17.

1992: He opened season with the Cubs, earning his second ML save on 4/12 vs. St. Louis... Had a 5.91 ERA in 11 appearances before optioned to AAA Iowa on 5/4... Had a 2.59 ERA in 36 appearances at Iowa before being recalled by Chicago on 7/31... Established career-highs with 4.1 IP and 7 strikeouts on 8/10 vs. Montreal... In November his wife Debbie (27) passed away due to cancer. 1991: Spent most of the year with the Cubs, becoming first Chicago rookie right-hander to appear in at least 50 games since Bruce Sutter pitched in 52 games in '76... Joined Chuck McElroy (71 appearances) as part of Cubs first rookie tandem to reach the 50 appearance mark since 1974... Made M.L. debut on 4/11 vs. St. Louis... Picked up first big league win on 4/14 vs. Pittsburgh... Allowed just 2 ER during a 23-game stretch, 5/17-7/1 (22.1 IP)... K'd Tim Wallach with two on in 4-3 Cubs win for 1st M.L. save on 5/24 vs. Montreal.

1990: Appeared in 63 games for AA Charlotte and AAA Iowa in the Cubs chain... Finished a combined 6-3 with a 2.09 ERA and 13 saves... In 43 games with Charlotte he was T4th in the Southern League with 12 saves... Selected to the All-Star team... Was promoted to Iowa on 7/20.

1989: Spent the '89 season at Peoria... Ranked 4th among the league's relievers with a .162 batting average against.

1988: Spent his final year as a starter in '88 with Winston-Salem... Led Carolina League with 19 wild pitches.

1987: Was selected by the Cubs in the minor league Rule V Draft on 12/9... Split the season between Peoria and Winston-Salem going a combined 11-6.

1986: Led Little Falls staff with a 1.65 ERA and was tied for the team lead with 25 appearances, all in relief.

1985: Used primarily as a starter in his second professional season... Allowed just 47 hits in 52.1 innings.

1984: Was signed as a non-drafted free agent by the Mets on 7/10... Made a total of five appearances at Kingsport and Little Falls.

### PERSONAL/MISCELLANEOUS

Single... Two Children: Jessica (12-31-86) and Heather (10-6-90)... Originally signed by Dan Monzon of the Mets... Graduated from John Browne High School in Flushing, NY in 1984... Is very active with the American Cancer Society and visits children's hospitals... His hobbies include listening to music, reading books and playing golf... Received the 1996 BoSox Club "Man of the Year" Award while with Boston for his community endeavors and contributions to the success of the team.

YEAR	CLUB	W	L	ERA	G	GS	CG	SHO	SV	IP	H	R	ER	HR	BB	SO
1984	Kingsport-1	0	0	0.00	1	0	0	0	0	0.1	0	1	0	0	1	0
	Little Falls	0	0	11.00	4	1	0	0	0	9.0	8	11	11	0	16	10
1985	Kingsport	3	2	3.78	11	9	1	0	0	52.1	47	32	22	0	31	29
1986	Little Falls-2	3	1	1.65	25	0	0	0	1	43.2	24	17	8	3	36	41
1987	Winston-Salem	1	2	6.26	9	4	0	0	0	27.1	26	25	19	1	26	27
	Peoria	10	4	2.60	16	16	3	1	0	103.2	97	44	30	2	42	81
1988	Winston-Salem	6	6	4.96	25	19	2	1	1	119.2	122	75	66	5	90	78
1989	Peoria	5	3	1.78	49	0	0	0	1	222.5	31	16	11	0	33	52
1990	Charlotte	3	1	2.15	43	0	0	0	12	50.1	50	20	12	0	32	37
	Iowa	3	2	2.00	20	0	0	0	1	27.0	16	10	6	1	18	21
1991	Iowa	1	0	4.05	12	0	0	0	1	13.1	10	8	6	0	6	9
	CHICAGO (NL)	2	1	3.45	52	0	0	0	1	62.2	53	29	24	3	30	34
1992	Iowa	1	3	2.59	36	1	0	0	7	41.2	36	13	12	0	16	47
	CHICAGO (NL)	0	3	6.50	30	0	0	0	1	36.0	52	27	26	3	21	27
1993	Iowa	1	0	1.50	10	0	0	0	7	12.0	7	2	2	0	8	10
	CHICAGO (NL)-3	1	0	3.38	10	0	0	0	0	10.2	7	5	4	0	4	4
	CLEVELAND	3	1	4.28	20	0	0	0	0	27.1	28	14	13	3	16	18
	Charlotte-4	3	2	3.56	23	0	0	0	1	30.1	25	14	12	2	11	25
1994	PHILADELPHIA	5	1	2.86	52	0	0	0	0	72.1	75	32	23	0	28	58
1995	PHILADELPHIA-5	5	6	2.89	61	0	0	0	32	65.1	64	26	21	2	35	63
1996	BOSTON	5	5	3.02	75	0	0	0	31	83.1	68	31	28	2	55	88
1997	BOSTON-6	0	5	5.79	49	0	0	0	17	46.2	58	32	30	4	34	36
	SEATTLE	0	4	4.13	27	0	0	0	10	28.1	26	13	13	2	15	28
1998	SEATTLE-7	2	5	5.32	57	0	0	0	3	67.2	72	40	40	5	44	51
Minor Lg. Totals		40	26	3.33	284	50	6	2	53	586.1	499	288	217	14	366	467
BALTIMORE Totals		-	-	-	-	-	-	-	-	-	-	-	-	-	-	-
American League		10	20	4.40	228	0	0	0	61	253.1	252	130	124	16	164	185
National League		13	11	3.57	205	0	0	0	34	247.0	251	119	98	8	118	186
ML Totals		23	31	3.99	433	0	0	0	95	500.1	503	249	222	24	282	371

1-Signed by New York Mets as undrafted free agent on July 10, 1984

2-Selected by Chicago Cubs in Rule V draft on December 9, 1986

3-Acquired by Cleveland in exchange for INF Jose Hernandez on June 1, 1993

4-Acquired by Philadelphia in exchange for OF Ruben Amaro on November 2, 1993

5-Acquired by Boston in exchange for OF Rick Holford and P Larry Wimberly in exchange for P Ken Ryan, OF Lee Tinsley, and OF Glenn Murray on January 29, 1996

6-Acquired by Seattle in exchange for P Derek Lowe and CA Jason Varitek on July 31, 1997

7-Signed by the Orioles as a free agent on January 15, 1999

DIVISION SERIES	W	L	ERA	G	GS	CG	SHO	SV	IP	H	R	ER	HR	BB	SO
1997 Sea vs Bal	0	0	4.50	2	0	0	0	0	2.0	3	1	1	1	1	0
Totals	0	0	4.50	2	0	0	0	0	2.0	3	1	1	1	1	0

ALL-STAR	W	L	ERA	G	GS	CG	SHO	SV	IP	H	R	ER	HR	BB	SO
1995 NL at Tex	1	0	0.00	1	0	0	0	0	1.0	1	0	0	0	0	2
Totals	1	0	0.00	1	0	0	0	0	1.0	1	0	0	0	0	2

1998 SEASON										LIFETIME						
	ERA	W-L	SV	G	IP	H	ER	HR	ERA	W-L	SV	G	IP	H	ER	HR
Total	5.32	2-5	3	57	67.2	72	40	5	4.15	25-36	98	490	568.0	575	262	24
Home	3.58	1-1	1	26	32.2	29	13	2	3.79	14-13	44	240	282.1	260	119	10
Away	6.94	1-4	2	31	35.0	43	27	3	4.51	11-23	54	250	285.9	315	143	14
Ana	0.00	0-0	0	3	5.2	2	0	0	4.80	1-0	4	12	15.0	16	8	1
Bal	2.16	0-0	0	6	8.1	6	2	0	2.81	0-1	6	25	32.0	33	10	3
Bos	12.46	0-1	0	6	4.1	7	6	1	10.13	0-2	0	9	8.0	12	9	2
Cws	9.82	1-0	0	3	3.2	6	4	1	5.23	2-2	3	19	20.2	25	12	1
Cle	7.94	0-1	0	5	5.2	4	5	0	3.79	0-1	4	16	19.0	8	8	0
Det	2.08	1-0	0	5	8.2	5	2	0	2.92	1-1	4	20	24.2	16	8	1
KC	2.45	0-0	0	4	3.2	1	1	0	6.57	0-2	3	13	12.1	12	9	1
Min	20.26	0-0	0	3	2.2	9	6	2	7.82	0-0	2	12	12.2	22	11	2
NY	1.80	0-0	0	4	5.0	5	1	0	5.03	1-1	4	15	19.2	24	11	0
Oak	4.50	0-2	0	3	4.0	3	2	0	1.65	0-3	5	16	16.1	10	3	0
Sea	-	-	-	-	-	-	-	-	0.57	1-0	4	12	15.2	11	1	0
Tam	0.00	0-0	0	1	1.2	0	0	0	0.00	0-0	0	1	1.2	0	0	0
Tex	27.01	0-0	0	3	1.2	8	5	1	9.95	2-3	3	15	12.2	20	14	2
Tor	4.05	0-1	0	5	6.2	7	3	0	5.12	1-2	10	20	19.1	20	11	1
PRE ASG	8.15	1-4	3	30	35.1	47	32	4	4.63	14-21	50	288	332.1	339	171	15
POST ASG	2.23	1-1	0	27	32.1	25	8	1	3.48	11-15	48	202	235.2	236	91	9
Mar/Apr	18.00	0-2	0	11	9.0	19	18	2	6.23	4-7	9	79	86.2	100	60	6
May	4.80	1-1	0	8	15.0	13	8	2	4.16	6-6	19	91	110.1	92	51	6
June	3.60	0-1	3	9	10.0	11	4	0	2.99	3-7	21	99	111.1	104	37	3
July	2.45	0-0	0	7	7.1	7	2	0	4.41	4-3	15	70	81.2	97	40	3
August	2.77	1-0	0	13	13.0	11	4	0	4.55	4-7	17	77	87.0	104	44	2
Sept/Oct	2.70	0-1	0	9	13.1	11	4	1	2.97	4-6	17	74	91.0	78	30	4
All	-	-	-	-	-	-	-	-	0.00	0-0	0	1	2.0	0	0	0
Fla	-	-	-	-	-	-	-	-	0.00	0-0	0	1	0.2	0	0	0
Mon	-	-	-	-	-	-	-	-	0.00	0-0	0	1	0.2	0	0	0
NY	-	-	-	-	-	-	-	-	11.57	0-0	0	3	2.1	5	3	1
Phi	-	-	-	-	-	-	-	-	-	-	-	-	-	-	-	-

BATTING RECORD	AVG	AB	R	H	2B	3B	HR	RBI	BB	SO	SB	CS
1997 Totals	-	-	-	-	-	-	-	-	-	-	-	-
1998 Totals	-	-	-	-	-	-	-	-	-	-	-	-
Career Totals	.091	11	0	1	0	0	0	2	0	6	0	0
Post Season Totals	-	-	-	-	-	-	-	-	-	-	-	-

# FIELDING

P	PCT	G	PO	A	E	DP
1991	.938	52	5	10	1	0
1992	.778	30	3	4	2	0
1993	1.000	30	3	4	0	2
1994	.833	52	2	13	3	1
1995	.955	61	4	17	1	3
1996	1.000	75	8	12	0	4
1997	.929	76	7	6	1	1
1998	.938	57	6	9	1	0
Career	.926	433	38	75	9	11

# LIFETIME BY BALLPARK

HEATHCLIFF SLOCUMB	ERA	W	L	S	G	IP	H	ER	HR
Edison International Field	6.75	1	0	2	7	9.1	13	7	1
Oriole Park at Camden Yards	0.61	0	0	4	12	14.2	12	1	0
Fenway Park	5.81	2	5	22	65	62.0	57	40	4
Comiskey Park	12.71	0	1	0	6	5.2	12	8	0
Jacobs Field	4.50	0	1	2	6	6.0	1	3	0
Tiger Stadium	3.00	1	1	3	12	15.0	9	5	1
Ewing M. Kauffman Stadium	3.86	0	1	3	7	7.0	6	3	0
Hubert H. Humphrey Metrodome	9.00	0	0	2	7	7.0	12	7	1
Yankee Stadium	1.42	1	0	1	8	12.2	13	2	0
Oakland-Alameda County Coliseum	3.38	0	2	1	5	5.1	5	2	0
The Kingdom	3.36	2	4	9	47	59.0	53	22	4
Tropicana Field	0.00	0	0	0	1	1.2	0	0	0
The Ballpark in Arlington	14.21	0	2	2	8	6.1	15	10	1
Skydome	5.79	1	2	5	10	9.1	11	6	1
NATIONAL LEAGUE									
Turner Field	5.84	1	1	4	13	12.1	15	8	1
Pro Player Stadium	2.45	1	0	2	9	14.2	16	4	1
Olympic Stadium	12.15	0	1	1	8	6.2	15	9	1
Shea Stadium	4.26	0	0	2	8	6.1	9	3	2
Veterans Stadium	3.30	5	1	13	59	73.2	68	27	0

## MATTHEW (MATT) ALAN SNYDER

RHP—#71: SPRING TRAINING INVITEE

Born: July 7, 1974

Opening Day Age: 24

Height: 5'11"

Weight: 201

Bats: R

Throws: R

Birthplace/Residence: Born in Akron, OH...

Resides in Newtown, PA

Contract Status: Signed through 1999

M.L. Service: None

Acquired: June 12, 1995; signed by the Orioles as a non-drafted free agent



## 1998

- Made the move from the bullpen to the starting rotation in '98...Began the season at AAA Rochester...Made 12 relief appearances for the Red Wings...Made AAA debut in the Wings home opener on 4/11 and suffered the loss.
- Recorded his first AAA victory on April 24 vs. Scranton...His 2<sup>nd</sup> and last win for Rochester was on May 1 vs. Buffalo...Was sent to AA Bowie on May 14 where he spent the rest of the year.
- At AAA and AA he was a combined 11-7 with four complete games and a shutout...His 11 wins tied for the most in the Orioles farm system in '98...On the year he struck out 129 batters in 139.2 innings.
- Finished the year T2nd in the Eastern League with 4 CG and was 3<sup>rd</sup> in Ks per 9IP (8.97)...Matt led the Baysox with 9 wins, 20 starts, 4 CG and 116 Ks.
- On May 17 at Trenton he made his first professional start after 154 relief appearances...Set a Bowie record by going 40.0 consecutive innings without allowing a walk, June 19-July 21.
- Was 6-1 with a 3.64 ERA over his final seven starts...Named Eastern League "Pitcher of the Week" for the final week of the season.

## PRO CAREER

1997: Tied the Eastern League record for appearances with 67...Record was established in '64 (Carlos Medrano, York) and tied in '96 (Wayne Gomes, Reading)...Was 2nd among all minor leaguers in pitching appearances behind Wichita's Steve Prihoda (70)...Named to AA All-Star squad and pitched

scoreless inning in game played at San Antonio...Converted 19 of 26 save opportunities...Recorded his 19th save, one shy of club record, on 8/1, but did not pitch in a save situation the rest of the year...Had 1.94 ERA (41.2IP, 9 ER in 32 appearances) through 6/12...Pitched in 6 games for Perth in Australian Baseball League following season, with 3 saves and a 2.16 ERA.

1996: Was 2nd in the California League in appearances (58), 3rd in relief points (68), strikeouts per 9IP among relievers (11.63) and games finished (49)...His 20 saves were 4th most in the league and led all Orioles farmhands...Was High Desert's "Pitcher of the Month" in July and August and shared Orioles organizational honors for July with Nerio Rodriguez...From 7/1 through the end of the season he went 4-0 with 8 saves in 23 outings and a 3.34 ERA (32.1IP, 26H, 12ER, 13BB, 55K)...Following the season he pitched for Maui in the Hawaiian Winter League and was 1-1 with a 1.17 ERA in 14 relief appearances...Helped lead Maui to its second straight league title.

1995: Finished 15 of 17 games in relief for Bluefield...Led team with 8 saves...Averaged 11.9 strikeouts per 9IP (46 K, 34.2 IP)...Recorded his 1st win in the Appy League playoffs.

## PERSONAL/MISCELLANEOUS

Single...Graduated from Council Rock (PA) High School...Played on 1992 Essex (MD) Community College National Junior College Division II championship team...Went 7-2 with a 2.37 ERA and 77 strikeouts in 68 IP for the Knights...Favorite major leaguer is former Oriole Curt Schilling...Enjoys playing video games and reading.

YEAR	CLUB	W	L	ERA	G	GS	CG	SHO	SV	IP	H	R	ER	HR	BB	SO
1995	Bluefield-1	0	0	1.04	17	0	0	0	8	34.2	35	9	4	1	13	46
1996	High Desert	6	2	3.75	58	0	0	0	20	72.0	60	34	30	6	38	93
1997	Bowie	7	5	4.16	67	0	0	0	19	80.0	89	48	37	11	42	68
1998	Rochester	2	1	3.66	12	0	0	0	0	19.2	17	9	8	3	6	13
	Bowie	9	6	4.35	22	20	4	1	0	120.0	127	66	58	14	30	116
Minor Lg. Totals		24	14	3.78	176	20	4	1	47	326.1	328	166	137	35	129	336
BALTIMORE Totals		-	-	-	-	-	-	-	-	-	-	-	-	-	-	-
American League		-	-	-	-	-	-	-	-	-	-	-	-	-	-	-
National League		-	-	-	-	-	-	-	-	-	-	-	-	-	-	-
ML Totals		-	-	-	-	-	-	-	-	-	-	-	-	-	-	-

1-Signed by Baltimore as a non-drafted free agent on June 12, 1995

## WILLIAM JAMES (B.J.) SURHOFF

OUTFIELDER—#17

Born: August 4, 1964

1999 Opening Day Age: 34

Height: 6'1"

Weight: 200

Bats: L

Throws: R

Birthplace/Residence: Born in Bronx, NY...Resides in Cockeysville, MD


Contract Status: Signed through 1999

M.L. Service: 12 years

Acquired: December 20, 1995; signed by the Orioles as a free agent to a three-year contract...On

December 4, 1998, agreed to terms on a three-year

contract with a vesting option for 2002



## GAME HIGHS, STREAKS & SLAMS

HITS: 4, 21 times, most recently July 14, 1998 vs. Toronto...RUNS: 4, twice, August 28, 1992 vs. Toronto and July 8, 1990 vs. California...DOUBLES: 3, August 15, 1993 vs. New York Yankees...TRIPLES: 1, 34 times, most recently June 20, 1998 vs. Toronto...HR: 2, five times, most recently September 26, 1998 at Boston...RBI: 6, three times, most recently August 16, 1997 vs. Anaheim...WALKS: 3, twice, June 26, 1994 vs. Boston and August 26, 1992 vs. Toronto...SB: 2, five times, most recently May 12, 1993 at New York...HITTING STREAK: 15 games, May 26-June 10, 1993...Grand slams - 4, June 6, 1996 vs. Detroit off Felipe Lira; May 14, 1996 at Oakland off Carlos Reyes; April 26, 1989 vs. Minnesota off Gary Wayne; April 8, 1992 vs. Minnesota off Rick Aguilera

## 1998

- Surhoff was one of two Orioles (Rafael Palmeiro) and one of eight major leaguers to play in every game of the year...He established career-highs in hits (160), HR (22) and RBI (92)...He was tied for 6<sup>th</sup> in the league in sacrifice flies (10) and intentional walks (9).



- He was 5<sup>th</sup> in the league with a team-leading 12 outfield assists and his .989 fielding percentage was 3<sup>rd</sup> among A.L. left fielders.
- Clubbed his 100<sup>th</sup> career home run on May 10 off Tampa Bay's Wilson Alvarez at Tropicana Field... Has 61 home runs in three years with Baltimore after 57 in nine years with Milwaukee.
- On September 24 and 26 at Boston he put together a pair of 2-HR games, the 4<sup>th</sup> and 5<sup>th</sup> multi-HR games of his career.
- Compiled a season-high 8-game hitting streak, April 12-20... On July 14 vs. the Blue Jays he collected a season-high 4 hits... It was the 21<sup>st</sup> 4-hit game of his career.

### PRO CAREER

1997: Was 10-for-17 (.588) with 20 RBI with the bases loaded... Through '98, Surhoff is 56-for-134 (.418) with 153 RBI with the bases full... Average did not fall below .281 after 4/29... Average was at a season-high .358 (39-109) following the game on 5/14... Surhoff led the Orioles with 14 intentional walks, T4th most in the league and his 10 sacrifice flies were T7th most in the loop with Ripken... Collected 3/4 of the cycle three times on the year, most recently on 8/18 vs. Anaheim when he had a single, double and triple... Led the team with 11 outfield assists, T6th most in the American League... His .992 (257/259) fielding percentage was tied with Wil Cordero of Boston for the best among A.L. left fielders... Compiled a 14-game hitting streak, 4/14 -5/6... Over that stretch he batted .434 (23-53)... Compiled three 4-hit games on the year with the last coming on 8/6 at Seattle... Pinch-hit and entered the game at third base on 9/1... It was the last of three appearances at third base for B.J. on the year.

1996: Established career-highs in HR (21), runs (74), hits (157), triples (6) and RBI (82)... Started his final 21 games of the year in left field after playing strictly third base and designated hitter prior to that... On 8/18 at Oakland he became the 6th Oriole to reach 20 HR in '96, tying the major league record... Bobby Bonilla's 20th on 8/29 set the new major league mark... In the 5/3 game vs Milwaukee he hit two homers as did Anderson, marking the first time the Orioles had two players homer twice in a game since Devereaux and Milligan on 8/26/92... Was on the disabled list from 5/21-6/1 with a sprained left ankle... Suffered the sprain when he was hit in the face by a Joey Cora throw on 5/17 vs. Seattle and stumbled over the first base bag... Had a season-high 5 RBI on 6/6 vs. the Tigers, including his 2nd grand slam of the season and 4th of his career.

1995: Established then career-highs in batting (.320), runs scored (72) and home runs (13)... Led the Brewers in batting, runs scored and RBI (73)... On 7/24 at Seattle he picked up his 1,000th career hit, a ground rule double off Chris Bosio... On 5/17 vs Boston he played in his 1,000th game as a member of the Brewers, becoming just the 9th player ever to do so... Was versatile for the Brewers, playing six positions during the season: first base, catcher, designated hitter, right field, center field and left field... Had a team-high eight outfield assists... Was two-time A.L. "Player of the Week"... Batted .367 (47-128) against left-handed pitchers... Hit .556 (5-9) with the bases loaded and hit .341 (70-205) at home... Had first career multi-homer game on 7/7 when he smacked two home runs at California... That night he also collected a career-best 6 RBI.

1994: Spent time on the disabled list for the first time in his career... Opened the season on the disabled list while recovering from off-season shoulder surgery... Activated on 4/16 and appeared in three games before suffering a bilateral abdominal strain which landed him back on the DL on 4/20... Rehabbed at AA El Paso and AAA New Orleans... Activated on 5/23 and batted .345 for the rest of May... Placed on 15-day disabled list on 6/7 after aggravating abdomen strain on 6/6... Missed the remainder of the season and on 8/18 in Durham, NC he had surgery to repair the abdomen... Surgery was performed by Dr. William Meyer... For the Brewers he played right field, first base, third base, catcher and DH.

1993: Earned the Brewers Unsung Hero Award... Had career-highs in games, at-bats, runs, hits, doubles and RBI... T6th in the A.L. in doubles (38) with Ken Griffey, Jr. and Mike Greenwell... Was 9th hardest batter to strikeout in the American League, fanning just once every 12.7 at-bats... Played five positions in the field as well as designated hitter... Had career-best 15-game hitting streak, 5/26-6/10.

1992: Set a career-high in walks... Tossed out career-best 42% (39-93) baserunners attempting to steal... Smacked game winning grand slam on 4/8 against the Twins off closer Rick Aguilera... For the second time in his career he tied a club record by scoring four runs in a game on 8/28.

1991: Was 4th among American League catchers with a .995 fielding percentage... Tossed out 29% of the runners trying to steal off him (35-120)... On

5/28 he collected his 500th career hit, a single off Detroit's Steve Searcy.

1990: Tied a club record by scoring four runs in a game on 7/8 against California... Threw out 25% (31-126) would-be basestealers.

1989: Set a personal best with four triples... Threw out 26% (28-107) baserunners attempting to steal... Belted first career grand slam on 4/26 when he went deep off Minnesota's Gary Wayne.

1988: After catching in his first 59 games he moved to third base when Paul Molitor shifted to the DH role... Stayed at third from June 26 through July 31 before moving back behind the plate... Had a .987 fielding mark at third base, making just one error in 76 total chances... As a backstop, B.J. threw out 33% (28-84) of the baserunners attempting to steal.

1987: Batted .299 as a rookie for the Brewers... Threw out 35 of 99 baserunners attempting to steal (35%).

1986: Invited to the Milwaukee major league camp as a non-roster player... Was the starting catcher for the Northern Division champion Vancouver Canadians of the AAA Pacific Coast League... Set minor league highs in game, at-bats, runs, hits, RBI, steals and with 181 total bases... Named PCL "Player of the Month" for April... Was a member of the league's All-Star team.

1985: After being the first player selected in the June Draft, Surhoff started his career at Beloit... Named "Prospect of the Year" in the Midwest League... Named to the All-Star team... Honored as Topps Midwest League "Player of the Month" for August... His Beloit team won the Central Division title.

### PERSONAL/MISCELLANEOUS

Married to the former Polly Winde (12/16/89)... Two Sons: Austin (11/27/90), and Mason (3/15/92) and Two Daughters: Kendall (10/21/93) and Jordan (2/9/95)... Originally signed by Ray Poitevint, Ken Califano and Don Kohler of the Brewers... Graduated from Rye (NY) High School in '82... Participated in football, basketball and baseball... Attended the University of North Carolina in Chapel Hill... Switched from shortstop to catcher his freshman year at UNC... Earned All Atlantic Coast Conference honors three times... named to *Baseball America's* Freshman All-America Team in '83... Also, earned All-America honors in '84 and '85... Set UNC record with a .392 career batting average... Also holds school marks for runs scored (77 in '85), batting average (.400 in '84), hits (98 in '84) and steals (33 in '84)... Tar Heels were 126-40-1 during his career winning ACC titles his freshman and sophomore seasons... Earned *The Sporting News* "Player of the Year" award in '85... Batted .429 as a member of the '83 Pan American Team... Hit .303 as a member of the '84 U.S. Olympic Team... His wife, Polly, a Maryland native, was inducted into the Maryland Swimming Hall of Fame in '95 this past winter... His father, Dick, played in the NBA for the New York Knicks in the early 1950's... His brother, Rich, played major league baseball for the Phillies and Rangers... This past off-season, B.J. participated in the Pam Shriver Charity Tennis tournament... Following the season, B.J. participated in the Orioles annual FanFest, made numerous stops on the Orioles Winter Caravan, and he and Polly helped distribute holiday turkeys to a local soup kitchen for the Maryland Food Bank as part of this past season's Orioles wives food drive... On 2/8/99 he and Mike Bordick took part in a ceremony at The White House with Vice-President Gore, honoring the Little League World champions from Toms River, NJ.

YEAR	CLUB	AVG	G	AB	R	H	2B	3B	HR	RBI	BB	SO	SB	CS
1985	Beloit-1	.332	76	289	39	96	13	4	7	58	22	35	10	9
1986	Vancouver	.308	116	458	71	141	19	3	5	59	28	31	23	8
1987	MILWAUKEE	.299	115	395	50	118	22	3	7	68	36	30	11	10
1988	MILWAUKEE	.245	139	493	47	121	21	0	5	38	31	49	21	6
1989	MILWAUKEE	.248	126	436	42	108	17	4	5	55	25	29	14	12
1990	MILWAUKEE	.276	135	474	55	131	21	4	6	59	41	37	18	7
1991	MILWAUKEE	.289	143	505	57	146	19	4	5	68	26	33	5	8
1992	MILWAUKEE	.252	139	480	63	121	19	1	4	62	46	41	14	8
1993	MILWAUKEE	.274	148	552	66	151	38	3	7	79	36	47	12	9
1994	El Paso	.250	3	12	2	3	1	0	0	0	0	2	0	0
	New Orleans	.316	5	19	3	6	2	0	0	1	1	2	0	0
	MILWAUKEE	.261	40	134	20	35	11	2	5	22	16	14	0	1
1995	MILWAUKEE-2	.320	117	415	72	133	26	3	13	73	37	43	7	3
1996	BALTIMORE	.292	143	537	74	157	27	6	21	82	47	79	0	1
1997	BALTIMORE	.284	147	528	80	150	30	4	18	88	49	60	1	1
1998	BALTIMORE	.279	162	573	79	160	34	1	22	92	49	81	9	7
	Minor Lg. Totals	.316	200	778	115	246	35	7	12	118	51	69	33	17
	BALTIMORE Totals	.285	452	1638	233	467	91	11	61	262	145	220	10	9
	American League	.277	1554	5522	705	1531	285	35	118	786	439	543	112	73
	National League	-	-	-	-	-	-	-	-	-	-	-	-	-
	ML Totals	.277	1554	5522	705	1531	285	35	118	786	439	543	112	73

1-Selected by Milwaukee in the 1st round of the June 1985 First Year Player Draft

2-Signed as a free agent by the Orioles on December 21, 1995

DIVISION SERIES		AVG	G	AB	R	H	2B	3B	HR	RBI	BB	SO	SB	CS
1996	Bal vs Cle	.385	4	13	3	5	0	0	3	5	0	1	0	0
1997	Bal vs Sea	.273	3	11	0	3	1	0	0	2	0	2	0	0
Totals		.333	7	24	3	8	1	0	3	7	0	3	0	0

LCS		AVG	G	AB	R	H	2B	3B	HR	RBI	BB	SO	SB	CS
1996	Bal vs NYY	.267	5	15	0	4	0	0	0	2	1	2	0	0
1997	Bal vs Cle	.200	6	25	1	5	2	0	0	1	2	2	0	0
Totals		.225	11	40	1	9	2	0	0	3	3	4	0	0

1998 SEASON															LIFETIME				
	AVG	AB	H	HR	RBI	AVG	AB	H	HR	RBI									
Total	.279	573	160	22	92	.277	5522	1531	118	786									
Home	.273	278	76	9	38	.279	2685	750	64	400									
Away	.285	295	84	13	54	.275	2837	781	54	386									
Ana	.194	31	6	0	5	.283	360	102	7	56									
Bal	-	-	-	-	-	.278	345	96	6	39									
Bos	.333	42	14	5	11	.300	446	134	14	79									
Cws	.235	34	8	1	3	.281	392	110	5	28									
Cle	.196	46	9	1	8	.274	475	130	5	54									
Det	.250	40	10	1	9	.294	418	123	10	90									
KC	.114	35	4	0	3	.230	396	91	2	39									
Min	.238	42	10	2	8	.309	388	120	16	76									
NYY	.341	41	14	2	6	.299	445	133	6	55									
Oak	.350	40	14	0	4	.287	408	117	9	64									
Sea	.303	33	10	2	4	.241	348	84	7	39									
Tam	.238	42	10	2	7	.238	42	10	2	7									
Tex	.422	45	19	1	11	.242	426	103	7	59									
Tor	.364	44	16	3	8	.299	445	133	12	81									
PRE ASG	.288	316	91	12	54	.272	2874	781	65	414									
POST ASG	.268	257	69	10	38	.283	2648	750	53	372									
vs. Left	.254	177	45	7	27	.233	1468	342	31	227									
vs. Right	.290	396	115	15	65	.293	4054	1189	87	559									
as DH	-	-	-	-	-	.293	215	63	5	21									
as PH	.000	7	0	0	0	.176	68	12	0	0									
Mar/Apr	.307	88	27	2	18	.238	655	156	16	96									
May	.299	107	32	5	22	.276	838	231	20	128									
June	.243	103	25	5	13	.278	1059	294	23	143									
July	.326	95	31	3	14	.299	970	290	21	141									
August	.208	106	22	2	14	.280	1022	286	19	135									
Sept/Oct	.311	74	23	5	11	.280	978	274	19	143									
Atl	.222	9	2	0	0	.211	19	4	0	2									
Fla	.250	12	3	0	0	.182	22	4	0	0									
Mon	.250	12	3	0	0	.182	22	4	0	1									
NY	.313	16	5	1	2	.250	28	7	2	3									
Phi	.333	9	3	1	3	.294	17	5	1	4									

FIELDING									
CA	PCT	G	PO	A	E	DP			
1987	.984	98	645	49	11	10			
1988	.990	106	525	42	6	2			
1989	.985	106	526	51	9	6			
1990	.985	125	615	53	10	10			
1991	.995	127	660	68	4	11			
1992	.990	109	546	59	6	7			
1993	1.000	3	9	0	0	0			
1994	1.000	12	34	3	0	0			
1995	.984	18	57	6	1	0			
Career	.988	704	3617	331	47	46			

1B	PCT	G	PO	A	E	DP
1987	1.000	1	1	1	0	0
1988	.500	2	1	0	1	0
1992	1.000	17	143	13	0	18
1993	1.000	8	28	2	0	2
1994	1.000	8	72	9	0	11
1995	.992	55	348	29	3	44
1996	1.000	2	11	2	0	0
1997	1.000	3	21	3	0	4
1998	1.000	1	2	0	0	0
Career	.994	37	627	59	4	79

2B	PCT	G	PO	A	E	DP
1991	.000	1	0	0	0	0
Career	.000	1	0	0	0	0

### TOO MUCH INFORMATION

On August 17, 1993 at Oakland, B.J. became baseball's all-time leader for games played by players known by their initials, surpassing J.C. Martin as he played in game number 906.

### LIFETIME BY BALLPARK

B.J. SURHOFF	AVG	AB	H	HR	RBI
Edison International Field	.245	200	49	4	31
Oriole Park at Camden Yards	.270	836	226	33	119
Memorial Stadium	.286	98	28	1	8
Fenway Park	.339	230	78	9	48
Comiskey Park	.259	147	38	2	4
Jacobs Field	.287	101	29	3	11
Tiger Stadium	.302	212	64	4	39
Ewing M. Kauffman Stadium	.226	212	48	0	17
Hubert H. Humphrey Metrodome	.309	194	60	6	39
Yankee Stadium	.310	210	65	2	24
Oakland-Alameda County Coliseum	.287	230	66	6	36
The Kingdome	.217	166	36	1	10
Tropicana Field	.174	23	4	1	6
The Ballpark in Arlington	.235	68	16	0	8
Skydome	.313	195	61	4	39
NATIONAL LEAGUE					
Turner Field	.200	10	2	0	2
Pro Player Stadium	.100	10	1	0	0
Olympic Stadium	.250	12	3	0	0
Shea Stadium	.375	8	3	1	2
Veterans Stadium	.333	9	3	1	3

### MICHAEL (MIKE) AUGUST TIMLIN

RHP—#40

Born: March 10, 1966

1999 Opening Day Age: 33

Height: 6'4"

Weight: 210

Bats: R

Throws: R

Birthplace/Residence: Born in Midland, TX...Resides in Oldsmar, FL

Contract Status: Signed through 2002

M.L. Service: 8 years

Acquired: November 12, 1998; signed by the Orioles as a free agent to a 4-year contract



### GAME HIGHS & STREAKS

**LONGEST OUTING:** 6.0 innings, June 12, 1991 at Cleveland...**LONGEST RELIEF OUTING:** 5.0 innings, July 2, 1991 vs Minnesota...**STRIKEOUT HIGH:** 6, twice, most recently June 10, 1993 vs Texas...**WALK HIGH:** 4, four times, most recently July 10, 1997 at Boston...**HR ALLOWED:** 2, four times, most recently April 25, 1997 vs Seattle...**WINNING STREAK:** 4 games, twice, most recently June 20-July 31, 1993...**LOSING STREAK:** 6 games, September 10, 1995-July 31, 1996...**SAVE STREAK:** 14 games, August 2, 1998-present

### 1998

- His 19 saves (in 24 chances) was the second-highest total of his career (31 in 1996)... 19 saves also tied for the sixth most in Mariners history... Mike stranded 38 of 60 inherited runners overall, including 14 of final 15.
- Earned first win of the year on April 16 at Minnesota with 2.1 shutout innings... Worked 3.0 shutout innings April 19 at Minnesota to collect first save... Allowed just one earned run in 10 June outings, posting a 0.87 ERA (10.1 IP, 1 ER).
- Moved into closer role at the All-Star break and converted 18 of 19 save chances in the second half... Converted first four opportunities in July before suffering only blown save of second half July 30 vs. Cleveland on 2-out RBI single in 9th... The run allowed was the only run he gave up from July 21-Aug. 9 (9 games: 11.0 IP, 1 ER / 0.82 ERA).
- Was tied for 3<sup>rd</sup> in the A.L. in the Rolands Relief standings in August with 23 points... Posted a 1-0 mark with seven saves in final eight appearances Sept. 5-26... Was 2<sup>nd</sup> in A.L. in the Rolands Relief standings in Sept. with 23 points.
- From his first win (April 16) through the end of the season was 3-2, 2.36 with 19 saves in 62 games (72.1 IP, 19 ER)... Converted final 14 save opportunities, from August 2 through the end of the year.

### PRO CAREER

1997: Appeared in 64 games with the Toronto Blue Jays and Seattle Mariners... Began the season with Toronto... Fanned a season-high five batters in 2.1 innings at Anaheim on 4/21... Recorded saves in three consecutive appearances 5/9-16, tossing one shutout inning in each game... Appeared in all four games of a series in Baltimore, 6/26-29... Recorded saves in three



consecutive games 6/26, 28-29...Did not allow a run 6/24-7/2 (6 G, 8.2 IP)...Was 3-2 with a 2.87 ERA in 38 appearances as a Blue Jay...Traded to Seattle 7/31...Recorded first Mariner save 8/24 vs. New York...Blew save, and was dealt his first Mariner loss, 8/29 at Colorado after giving up two runs in one inning of relief...Picked up first win as a Mariner 8/31 at LA...Allowed one earned run in his last 11 appearances of the year...Finished September with a 1.93 ERA.

1996: Had a career high 31 saves for Toronto, 6<sup>th</sup> most in the A.L....Was the 6<sup>th</sup> highest single-season save total in club history...Led the club in games pitched, first batter efficiency (.208), least baserunners allowed per nine innings in relief (10.6) and most strikeouts per nine innings in relief (8.3)...Was 31 for 38 in save situations...Converted nine straight save opportunities from 5/27-7/14...Was 0-3 with 5 saves and a 9.72 ERA in July, however, he posted a 2.61 ERA the other five months of the season...Converted six straight save opportunities from 7/23 to 8/19...Was 0-1 with eight saves in nine opportunities in September...Recorded saves in each of his last five games...Retired 41 of 59 first batters faced and stranded 11 of 17 inherited baserunners...Right-handed batters hit just .191 (17-89) while lefties hit .259 (8-30).

1995: Compiled a career-low 2.20 ERA...Only HR allowed was a grand slam by John Valentin on 6/21, coming in his last appearance before being placed on 15-day DL...Underwent arthroscopic surgery 6/27 to remove bone chips from right elbow...Activated on 8/18 and retired the first 19 batters he faced...Only earned run after return came 9/14 vs. Texas as he worked a season-high 4.0 innings...Stranded 15 of 27 inherited runners and retired 23 of 31 first batters faced...Was 5 for 9 in save situations...Opponents hit .076 (566) with two strikes.

1994: Recorded first save of season on 4/23 vs. Twins...Previous save on 9/18/93 was also vs. Minnesota...Placed on 15-day DL 5/27 with a sprained AC joint in his right shoulder...After coming off DL, had a 2.91 ERA in 16 games (21.2 IP)...Only decision was a loss to Baltimore on 7/30...ERA decreased each month of the season...ERA after All-Star break was 2.38 and opponents hit just .200 against him in season's second half.

1993: Began the season with Toronto...Appeared exclusively in relief for second straight season...Was optioned to Dunedin on 8/16 but was recalled on 8/30...Stranded 20 of 32 inherited runners (62.5%)...Was 3rd on the team in games (53)...Made two scoreless appearances in World Series vs. Phillies...Made one appearance in LCS against Chicago.

1992: Started the season on the 15-day disabled list recovering from off-season elbow surgery...Was on a rehabilitation assignment at Dunedin and Syracuse prior to his recall to Toronto...Activated from the DL on 6/12...Was optioned to AAA Syracuse 7/31...Was recalled 8/11...Was perfect in September, tossing 7.1 shutout innings...Among AL pitchers with 35 or more innings, was the only one to not allow a homer...Earned save in sixth and final game of '92 World Series vs. Braves.

1991: Had never played at AAA level and had just 17 games of AA experience before beginning the season with Toronto...First M.L. win came 4/10 vs. Boston in relief...Pitched 3.0 shutout innings on 4/12 for his second consecutive win...First M.L. save came vs. the Royals on 5/14...Made three starts in June and was 1-1 with a 1.84 ERA...Returned to the bullpen on 6/28...Placed on 15-day D.L. on 8/2 with tenderness in right elbow...Reinstated on 8/18...In relief was 10-5 with a 3.36 ERA in 60 games and tied with Mike Henneman of Detroit for AL lead in relief wins...Was 2<sup>nd</sup> on Jays in appearances with 63.

1990: Began the season at Class A Dunedin...Named FSL "Pitcher of the Week" for 4/6-15...Had a nearly 3-to-1 strikeout to walk ratio (46 SO, 16 BB)...Was promoted to AA Knoxville of the Southern League on 7/23...Was 2nd on the club in saves despite appearing in only 17 games...Had 12 saves for Lara in Venezuelan Winter League.

1989: Played with Dunedin of the Florida State League...Earned 7 saves in 33 appearances, his first saves as a professional.

1988: Spent entire season at Myrtle Beach of the South Atlantic League...Was 7-3, 2.16 in the final two months of the season...Pitched a career-high 155 innings.

1987: Began his pro career with Medicine Hat of the Pioneer League...Appeared in 13 games, 12 as a starter.

#### PERSONAL/MISCELLANEOUS

Married to the former Dawn Wood (11/28/92)...One Child: Jacob Dalton (8/2/96)...This past off-season Mike returned to Baltimore to take part in the club's annual winter caravan...Lists pitching in back-to-back World Series in 1992

and 1993 as the biggest thrill of his career...Graduated from Midland High School in Texas where he was captain of the baseball team...Attended Southwestern University in Georgetown, TX where he played baseball...His favorite players as a youngster were Nolan Ryan and Rich "Goose" Gossage...Hobbies include golf and hunting.

YEAR	CLUB	W	L	ERA	G	GS	CG	SHO	SV	IP	H	R	ER	HR	BB	SO
1987	Medicine Hat-1	4	8	5.14	13	12	2	0	1	75.1	79	50	43	4	26	66
1988	Myrtle Beach	10	6	2.86	35	22	0	0	0	151.0	119	68	48	4	77	106
1989	Dunedin	5	8	3.25	33	7	1	0	7	88.2	90	44	32	2	36	64
1990	Dunedin	7	2	1.43	42	0	0	0	22	50.1	36	11	8	0	16	46
	Knoxville	1	2	1.73	17	0	0	0	8	26.0	20	6	5	0	7	21
1991	TORONTO	11	6	3.16	63	3	0	0	3	108.1	94	43	38	6	50	85
1992	Dunedin	0	0	0.90	6	1	0	0	1	10.0	9	2	1	0	2	7
	Syracuse	0	1	8.74	7	1	0	0	3	11.0	15	11	11	3	5	7
	TORONTO	0	2	4.12	26	0	0	0	1	43.2	45	23	20	0	20	35
1993	TORONTO	4	2	4.69	54	0	0	0	1	55.2	63	32	29	7	27	49
	Dunedin	0	0	1.00	4	0	0	0	1	9.0	4	1	1	0	0	8
1994	TORONTO	0	1	5.18	34	0	0	0	2	40.0	41	25	23	5	20	38
1995	Syracuse	1	1	1.04	8	0	0	0	0	17.1	13	6	2	2	4	13
	TORONTO	4	3	2.14	31	0	0	0	5	42.0	38	13	10	1	17	36
1996	TORONTO	1	6	3.65	59	0	0	0	31	56.2	47	25	23	4	18	52
1997	TORONTO-2	3	2	2.87	38	0	0	0	9	47.0	41	17	15	6	15	36
	SEATTLE	3	2	3.86	26	0	0	0	1	25.2	28	13	11	2	5	9
1998	SEATTLE-3	3	3	2.95	70	0	0	0	19	79.1	78	26	26	5	16	60
Minor Lg. Totals		28	28	3.10	165	43	3	0	43	438.2	385	199	151	15	173	338
BALTIMORE Totals		-	-	-	-	-	-	-	-	-	-	-	-	-	-	-
American League		29	27	3.52	401	3	0	0	72	498.1	475	217	195	36	188	400
National League		-	-	-	-	-	-	-	-	-	-	-	-	-	-	-
ML Totals		29	27	3.52	401	3	0	0	72	498.1	475	217	195	36	188	400

1-Selected by the Blue Jays in 5th round of the 1987 First Year Player Draft  
2-Traded to Seattle with LHP Paul Spoljaric for OF Jose Cruz on July 31, 1997  
3-Signed by Baltimore as a free agent on November 12, 1998

DIVISION SERIES	W	L	ERA	G	GS	CG	SHO	SV	IP	H	R	ER	HR	BB	SO
1997 Sea vs Bal	0	0	54.00	1	0	0	0	0	0.2	3	4	4	1	1	1
Totals	0	0	54.00	1	0	0	0	0	0.2	3	4	4	1	1	1

LCS	W	L	ERA	G	GS	CG	SHO	SV	IP	H	R	ER	HR	BB	SO
1991 Tor vs Minn	0	1	3.18	4	0	0	0	0	5.2	5	4	2	1	2	5
1992 Tor vs Oak	0	0	6.75	2	0	0	0	0	1.1	4	1	1	0	0	1
1993 Tor vs Cws	0	0	3.86	1	0	0	0	0	2.1	3	1	1	0	0	2
Totals	0	1	3.86	7	0	0	0	0	9.1	12	6	4	1	2	8

WS	W	L	ERA	G	GS	CG	SHO	SV	IP	H	R	ER	HR	BB	SO
1992 Tor vs Atl	0	0	0.00	2	0	0	0	0	1.1	0	0	0	0	0	0
1993 Tor vs Phi	0	0	0.00	2	0	0	0	0	2.1	2	0	0	0	0	4
Totals	0	0	0.00	4	0	0	0	1	3.2	2	0	0	0	0	4

1998 SEASON															
	ERA	W-L	SV	G	IP	H	ER	HR	ERA	W-L	SV	G	IP	H	ER
Total	2.95	3-3	19	70	79.1	78	26	5	3.52	29-27	72	401	498.1	475	195
Home	3.59	1-1	13	38	42.2	46	17	3	3.23	18-10	33	210	270.0	262	97
Away	2.21	2-2	6	32	36.2	32	9	2	3.86	11-17	39	191	228.1	213	98
Ana	0.00	1-0	1	6	6.1	6	0	0	3.08	4-1	3	29	38.0	39	13
Bal	0.00	0-0	2	3	3.0	0	0	0	5.34	1-4	8	30	30.1	37	18
Bos	6.43	0-1	1	6	7.0	7	5	2	2.56	3-3	3	27	38.2	23	11
Cws	12.71	1-0	2	6	5.2	15	8	1	5.94	2-4	5	31	33.1	45	22
Cle	4.77	0-0	0	6	5.2	6	3	0	3.72	1-1	5	34	46.0	46	19
Det	0.00	0-0	3	5	6.1	2	0	0	5.97	2-2	8	28	31.2	32	21
KC	1.80	0-0	1	5	5.0	2	1	0	3.25	6-3	7	30	36.0	36	13
Min	3.00	1-1	2	5	9.0	10	3	0	1.82	1-1	8	25	34.2	32	7
NY	2.70	0-0	1	3	3.1	4	1	1	2.50	0-1	5	31	39.2	29	11
Oak	1.50	0-0	3	5	6.0	10	1	1	1.59	0-0	10	36	45.1	39	8
Sea	-	-	-	-	-	-	-	-	3.86	2-0	1	16	16.1	19	7
Tam	1.80	0-0	1	5	5.0	3	1	0	1.80	0-0	1	5	5.0	3	1
Tex	3.60	0-1	2	4	5.0	4	2	1	2.80	3-3	5	31	45.0	36	14
Tor	0.00	0-0	0	5	5.2	2	0	0	1.29	1-0	0	8	7.0	5	1
PRE ASG	3.53	1-3	1	39	43.1	43	17	3	3.66	14-11	32	217	275.1	263	112
POST ASG	2.25	2-0	18	31	36.0	35	9	2	3.35	15-16	40	184	223.0	212	83
Mari/Apr	5.00	1-2	1	16	18.0	16	10	2	4.73	4-3	8	64	70.1	72	37
May	4.05	0-1	0	11	13.1	11	6	1	4.38	4-4	13	77	90.1	91	44
June	0.87	0-0	0	10	10.1	14	1	0	2.94	4-4	10	62	85.2	86	28
July	1.50	0-0	4	11	12.0	11	2	0	3.81	8-9	10	61	85.0	71	36
August	3.45	1-0	7	13	15.2	19	6	2	3.72	4-2	12	61	82.1	82	34
Sept/Oct	0.90	1-0	7	9	10.0	7	1	0	1.70	5-5	19	76	84.2	73	16
Atl	18.00	0-0	0	1	1.0	2	2	0	6.00	0-0	1	3	3.0	3	2
Fla	-	-	-	-	-	-	-	-	-	-	-	-	-	-	-
Mon	-	-	-	-	-	-	-	-	0.00	1-0	0	1	3.1	1	0
NY	-	-	-	-	-	-	-	-	-	-	-	-	-	-	-
Phi	-	-	-	-	-	-	-	-	-	-	-	-	-	-	-

BATTING RECORD	AVG	AB	R	H	2B	3B	HR	RBI	BB	SO	SB	CS
1997 Totals	-	-	-	-	-	-	-	-	-	-	-	-
1998 Totals	-	-	-	-	-	-	-	-	-	-	-	-
Career Totals	-	-	-	-	-	-	-	-	-	-	-	-
Post Season Totals	-	-	-	-	-	-	-	-	-	-	-	-

# FIELDING

P	PCT	G	PO	A	E	DP
1991	.929	63	9	17	2	0
1992	1.000	26	2	5	0	1
1993	.944	54	7	10	1	1
1994	1.000	34	4	5	0	0
1995	1.000	31	1	9	0	1
1996	1.000	59	4	6	0	0
1997	.955	64	8	13	1	2
1998	1.000	70	10	13	0	1
Career	.969	401	45	78	4	6

# LIFETIME BY BALLPARK

MIKE TIMLIN	ERA	W	L	S	G	IP	H	ER	HR
Edison International Field	4.91	2	1	1	14	18.1	18	10	1
Oriole Park at Camden Yards	5.84	0	3	4	15	12.1	17	8	3
Memorial Stadium	5.40	0	1	0	3	3.1	4	2	0
Fenway Park	3.24	0	2	2	14	16.2	11	6	0
Comiskey Park	6.92	0	4	1	12	13.0	18	10	0
Jacobs Field	5.93	0	1	3	11	13.2	13	9	4
Tiger Stadium	12.10	0	0	5	12	9.2	11	13	2
Ewing M. Kauffman Stadium	2.33	3	1	5	17	19.1	21	5	0
Hubert H. Humphrey Metrodome	0.52	1	0	5	12	17.1	13	1	0
Yankee Stadium	1.02	0	0	2	14	17.2	5	2	1
Oakland-Alameda County Coliseum	0.82	0	0	5	16	22.0	22	2	0
The Kingdome	3.68	3	2	15	62	66.0	74	27	4
Tropicana Field	0.00	0	0	0	3	3.2	1	0	0
The Ballpark in Arlington	1.54	0	1	2	9	11.2	6	2	1
Skydome	3.10	16	8	19	158	214.2	198	74	14

# JULIO CAESAR VINAS

CATCHER—#76: SPRING TRAINING INVITEE

**Born:** February 14, 1973

**Opening Day Age:** 26

**Height:** 6'1"

**Weight:** 220

**Bats:** R

**Throws:** R

**Birthplace/Residence:** Born in Miami, FL...

Resides in Hialeah, FL

**Contract Status:** Signed through 1999

**M.L. Service:** None

**Acquired:** May 9, 1998; signed by the Orioles as a minor league free agent



# 1998

- Was in the Pirates major league spring camp as an invitee...Released by the Pirates at the end of spring training and signed by the Orioles on May 9 and assigned to AAA Rochester where he spent the year.
- Batted a lofty .352 (70-199) but did not qualify to win the International League batting crown due to his late start with Rochester and a stint on the disabled list...Was on the DL, August 6-26 with a strained right hamstring and missed 22 games due to the injury.
- Made 26 starts as the designated hitter, 2<sup>nd</sup> most on the Red Wings behind Derek Lee (49)...On September 1 at Ottawa, Julio went 4-for-5 with a HR and 4 RBI.
- He finished the season with an 11-game hitting streak and over the final 7 games he batted .538 (14-26) with a HR and 8 RBI.

# PRO CAREER

1997: Spent his second straight full season with Nashville, the White Sox' AAA affiliate...Matched his career-high with 11 HR...Made 31 appearances behind the plate, 16 at first base and 6 at third base...In addition, served as the club's DH in 33 games and went 1-for-6 as a PH...Homered twice on 4/11 vs. Buffalo and had a 4 RBI game on 4/26 at Omaha...Hit .316 in April but just .214 the rest of the way...From 5/15 to 6/13 he was on the DL with a broken right wrist.

1996: Spent the year at AAA Nashville...Made 82 appearances as catcher, 16 at first base, 5 at third base and 7 as the DH...Collected 5 RBI on 7/8 vs. Louisville...Knocked in four runs on four occasions...Compiled a 7-game hitting streak, 5/20-28.

1995: Spent the season at AA Birmingham and led the team in RBI...Split time as catcher and DH...Threw out 28 of 75 baserunners (37%)...Batted .349 during the month of April...Hit 2 HR and collected 6 RBI on 5/26 at Port City...Compiled an 11-game hitting streak, 7/7-19...Tallied 28 RBI in his final

40 games.

1994: Set career-high in games played while spending the year at A South Bend...Also established career-highs in hits, doubles and RBI...T3rd in the organization in doubles and set the franchise record...Named to the Midwest League's mid-season All-Star team...Joined the White Sox for the Windy City Classic, an exhibition game against the Cubs at Wrigley Field, on 4/7 and in the game he homered and drove in a pair of runs.

1993: Combined to hit .300 with 10 HR and 44 RBI between A South Bend and A Sarasota.

1992: Split the season between Class A teams in Utica and South Bend...Ranked 2<sup>nd</sup> among catchers in the organization in RBI (34)...Threw out 21 of 56 baserunners trying to steal at Utica (38%).

1991: Began professional career at Sarasota in the Gulf Coast League...As a first baseman he led the club in HR and RBI.

# PERSONAL/MISCELLANEOUS

Single...Was the White Sox' 33<sup>rd</sup> round selection in the '91 First Year Player Draft...Originally signed by Dan Monzon and Jose Ortega of the Chisox...Graduated from Miami American High School where he earned All-America and All-State honors in baseball...Hit .556 as a senior, a Florida state record.

YEAR	CLUB	AVG	G	AB	R	H	2B	3B	HR	RBI	BB	SO	SB	CS
1991	Gulf Coast-1	.225	50	187	21	42	9	0	3	29	19	40	2	3
1992	South Bend	.170	33	94	7	16	3	0	0	10	9	17	1	3
	Utica	.245	47	151	22	37	6	4	0	24	11	29	1	2
1993	South Bend	.319	55	188	24	60	15	1	9	37	12	29	1	1
	Sarasota	.246	18	65	5	16	2	1	1	7	5	13	0	0
1994	South Bend	.253	121	466	68	118	31	1	9	75	43	75	0	2
1995	Birmingham	.269	102	372	47	100	16	2	6	61	37	80	3	3
1996	Nashville	.237	104	338	48	80	18	2	11	52	36	63	1	4
1997	Nashville	.232	91	314	39	73	12	2	11	41	25	72	4	4
1998	Rochester-2	.352	62	199	26	70	15	4	6	40	12	30	2	1
Minor Lg. Totals		.258	683	2374	307	612	127	17	56	376	209	448	15	23
BALTIMORE Totals		-	-	-	-	-	-	-	-	-	-	-	-	-
American League		-	-	-	-	-	-	-	-	-	-	-	-	-
National League		-	-	-	-	-	-	-	-	-	-	-	-	-
ML Totals		-	-	-	-	-	-	-	-	-	-	-	-	-

1-Selected in 33<sup>rd</sup> round of 1991 First Year Player Draft  
2-Signed by Baltimore as a minor league free agent on May 9, 1998

# LEONARD (LENNY) IRELL WEBSTER

CATCHER—#42

**Born:** February 10, 1965

**1999 Opening Day Age:** 34

**Height:** 5'9"

**Weight:** 200

**Bats:** R

**Throws:** R

**Birthplace/Residence:** Born in New Orleans, LA...Resides in Fayetteville, GA

**Contract Status:** Signed through 1999

**M.L. Service:** 7 years, 100 days

**Acquired:** December 18, 1996; signed by the Orioles as a free agent...On November 25, 1997 signed a one-year contract with a vesting option for the 1999 season



# GAME HIGHS & STREAKS

**HITS:** 4, July 23, 1998 vs. Oakland...**RUNS:** 3, twice, April 7, 1998 at Kansas City...**DOUBLES:** 2, four times, most recently July 16, 1998 at Texas...**TRIPLES:** 1, twice, most recently September 1, 1997 at Florida...**HR:** 2, April 1, 1998 vs. Kansas City...**RBI:** 6, July 23, 1998 vs. Oakland...**WALKS:** 3, April 7, 1996 vs. Colorado...**SB:** 1, September 24, 1993 at Boston...**HITTING STREAK:** 7, twice, most recently August 28-September 4, 1998...**GRAND SLAMS:** None



# 1998

- Established major league career-highs in Games (108), At-Bats (309), Runs (37), Hits (88), Doubles (16), HR (10) and RBI (46).
- Clubbed three home run in the first eight days of the season...On April 1 vs. Kansas City he compiled his first career 2-HR game.
- Played in a career-high 12 straight games, May 21-June 2...Previous career-best was 9 straight last July 5-17 when Hoiles was on the DL.
- Over his final 61 games of the year he batted .309 (58-188) and Lenny batted safely in 54 of his 79 starts during the year.
- On July 30 at Detroit he DH'd for the first time in his career and batted 5<sup>th</sup> in the order for the 2<sup>nd</sup> time.
- On July 23 vs. Oakland, Webster had single-game career highs with 4 hits and 6 RBI, including a 2-run, sudden death game-winning homer in the bottom of the 9<sup>th</sup> inning.
- Did not play after September 20 due to a left shoulder strain.

## PRO CAREER

1997: Lenny established career-highs in Games (98), At-Bats (259), Runs (29), Hits (66), HR (7) and RBI (37)...While Hoiles was disabled he made 23 starts he batted .316 (25-79) and raised his average from .206 to .264...Started and played in career-high nine straight games, 7/5-17...Started six straight games for the first time in his major league career, 6/17-23...Had never started more than four straight and never played in more than five straight twice...Switched his uniform number from 46 to 42 in spring training to honor Hall of Famer Jackie Robinson...On 6/15 at Atlanta, Lenny smacked a 2-run 10th inning home run off Mark Wohlers to give the Orioles a 5-3 win and a sweep of the Braves...Went 3-for-3 with a single, triple, home run and 4 RBI on 9/1 at Florida...The 4 RBI matched his career-high...It was his 3rd 4 RBI game of the season and 5th of career...Compiled a .995 (567/570) fielding percentage behind the plate...It was the 2nd best fielding pct. among A.L. catchers, trailing only Benito Santiago (.997)...On 7/11 at Milwaukee he tossed out two baserunners attempting to steal and picked another runner off third base...On the year he threw out 23 of 88 (26%) baserunners attempting to steal...On 8/17 vs. Anaheim, his 10th inning single off Hasegawa scored Palmeiro for a 5-4 sudden death win...Following the season underwent surgery to repair tear in glenoid labrum on his left shoulder on 11/12/97...Surgery was performed by Dr. Jim Andrews in Birmingham, AL.

1996: Was signed by the Expos as a free agent on 3/30 after being released in spring training by the Phillies...Appeared in 63 games for the Expos, 50 as a starter...Started primarily against left-handed pitchers... Compiled a .998 fielding percentage, committing just one error in 416 chances behind the plate...Threw out 19 of 50 (33%) baserunners attempting to steal...Was the "personal catcher" of Montreal ace Jeff Fassero, catching 30 of his 34 starts...Fassero went 15-8 and the club was 20-10 when Webster caught Fassero...In his first game with Fassero on 4/7, he tossed a 3-hitter vs. Colorado in a 9-1 victory...When used as a starter he reached base 62 times in 170 plate appearances for a .365 on-base percentage...In addition, Montreal won 31 of his final 36 starts of the year...His first home run of the season came on August 22 off Allen Watson of the Giants at San Francisco...His final homer was on 9/17 off Mets prospect Jason Isringhausen.

1995: Signed by Philadelphia in spring training...Made his Philly debut on 5/6 vs. Atlanta...Got his first hit, going 2-for-3, in his 3rd start of the season, 5/14 at Houston...Scored a run in five straight games, 8/17-26...Matched a career-high with three hits on 8/26 vs. LA, 8/29 vs. SF and 10/1 at FLA...Hit three homers in his final nine games...Reached career-highs in at-bats, runs and hits...Phillies went 20-18 in his 38 starts.

1994: Began spring training with Minnesota...Traded to Montreal on 3/24...Appeared in 57 games for the Expos as backup catcher...Had a career-high 4 RBI on 5/18 at Philadelphia...His 8th inning double broke up Van Landingham's no-hit bid on 7/17 vs. San Francisco.

1993: Established a career-high with three hits on 5/19 vs. New York...Stole first career base on 9/24 at Fenway...Threw out 13 of 34 (38%) baserunners attempting to steal...Made 27 starts at catcher...Following the season he played winter ball in Puerto Rico.

1992: Spent first full season in the big leagues, appearing in 53 games with the Twins...Hit .500 (17-34) in his last 18 games to lift his average from .190 to .280...Was club's top pinch-hitter, going 5-for-6 with 3 2B and 6 RBI...Made 32 starts behind the plate.

1991: Began the year at AAA Portland before being recalled on 6/1...Hit his first major league home run on 6/2 off Kansas City's Tom Gordon...Homered again on 6/5 vs. the Orioles...Optioned back to Portland on 6/16...Led Pacific Coast League backstops with a .989 fielding percentage and threw out 36% of would-be basestealers...Recalled on 9/1...Had a pinch-hit homer on 9/9 at KC.

1990: Starting catcher for the Southern League All-Star team while playing at Orlando...Twins minor league "Player of the Week" for 6/2-8 when he batted .348...His 31 doubles were 3rd most in the league...Recalled by the Twins on 9/17...Following the season he played winter ball for San Juan in Puerto Rico and was named the league's "Catcher of the Year."

1989: Was named to the California League All-Star team for Visalia, but was promoted to Orlando prior to the game...Voted the "Best Defensive Catcher" by California League managers...Recalled by the Twins on 9/1 and made his ML debut that night, catching one inning against Toronto...Collected first big league hit on 9/3 when he smacked a pinch single off David Wells of the Jays.

1988: Spent the season at Kenosha and batted .288 in 129 games with a career-high three stolen bases...Voted Midwest League MVP...Honored as Topps "Player of the Year" in the league and selected to Topps All-Class A All-Star Team.

1987: Spent his first of two straight years at Kenosha...Batted .252 in 52 games.

1986: Played for two clubs in his first professional season, appearing in 22 games for Kenosha and 48 games for Elizabethton.

## PERSONAL/MISCELLANEOUS

Married to the former Robin Limous (10/20/90)...Four Children: Robert (5/7/87), Lynnieta (10/29/88), Rashad (9/25/95), and Raven Roshawn (2/25/99)...1983 graduate of Litcher (LA) High School...Attended Grambling State University, majoring in criminal justice...Played Little League, Pony League, American Legion and Cape Cod League baseball as a youngster...Hobbies include fishing...During the '98 season, Lenny supported the Saturn/Oriole Field program to rehabilitate inner city baseball fields and purchases tickets for the Baltimore Baseball League teams to come to the ballpark through Lenny's Little Leaguers ticket program.

YEAR	CLUB	AVG	G	AB	R	H	2B	3B	HR	RBI	BB	SO	SB	CS
1986	Kenosha-1	.154	22	65	2	10	2	0	0	8	10	12	0	0
	Elizabethton	.230	48	152	29	35	4	0	3	14	22	21	1	0
1987	Kenosha	.250	52	140	17	35	7	0	3	17	17	20	2	0
1988	Kenosha	.288	129	465	82	134	23	2	11	87	71	47	3	2
1989	Visalia	.268	63	231	36	62	7	0	5	39	27	27	2	1
	Orlando	.236	59	191	29	45	7	0	2	17	44	20	2	0
	MINNESOTA	.300	14	20	3	6	2	0	0	1	3	2	0	0
1990	Orlando	.262	126	455	69	119	31	0	8	71	68	57	0	0
	MINNESOTA	.333	2	6	1	2	1	0	0	0	1	1	0	0
1991	Portland	.252	87	325	43	82	18	0	7	34	24	32	1	4
	MINNESOTA	.294	18	34	7	10	1	0	3	8	6	10	0	0
1992	MINNESOTA	.280	53	118	10	33	10	1	1	13	9	11	0	2
1993	MINNESOTA	.198	49	106	14	21	2	0	1	8	11	8	1	0
1994	MONTREAL-2	.273	57	143	13	39	10	0	5	23	16	24	0	0
1995	PHILADELPHIA-3	.267	49	150	18	40	9	0	4	14	16	27	0	0
1996	MONTREAL-4,5	.230	78	174	18	40	10	0	2	17	25	21	0	0
1997	BALTIMORE	.255	98	259	29	66	8	1	7	37	22	46	0	1
1998	BALTIMORE	.285	108	309	37	88	16	0	10	46	15	38	0	0
Minor Lg. Totals		.264	751	2676	314	706	78	21	10	235	151	349	119	50
BALTIMORE Totals		.271	206	568	66	154	24	1	17	83	37	84	0	1
American League		.265	342	852	101	226	40	2	22	113	67	116	1	3
National League		.255	184	467	49	119	29	0	11	54	57	72	0	0
ML Totals		.262	526	1319	150	345	69	2	33	167	124	188	1	3

1-Selected by Minnesota in 21st round of 1985 First Year Player Draft

2-Traded to Montreal for a PTBNL on March 24, 1994

3-Signed by Philadelphia as a free agent on April 4, 1995

4-Signed as a free agent by Montreal on March 30, 1996

5-Signed by the Orioles as a free agent on December 18, 1996

DIVISION	SERIES	AVG	G	AB	R	H	2B	3B	HR	RBI	BB	SO	SB	CS
1997	Bal vs Sea	.167	3	6	1	1	0	0	0	1	1	1	0	0
Totals		.167	3	6	1	1	0	0	0	1	1	1	0	0

LCS		AVG	G	AB	R	H	2B	3B	HR	RBI	BB	SO	SB	CS
1997	Bal vs Cle	.250	4	9	0	2	2	0	0	0	0	1	0	0
Totals		.250	4	9	0	2	2	0	0	0	0	1	0	0

	1998 SEASON					LIFETIME				
	AVG	AB	H	HR	RBI	AVG	AB	H	HR	RBI
Total	.285	309	88	10	46	.262	1319	345	33	167
Home	.333	165	55	6	27	.264	700	185	16	84
Away	.229	144	33	4	19	.258	619	160	17	83
Ana	.250	20	5	1	2	.321	53	17	1	5
Bal	-	-	-	-	-	.192	26	5	1	2
Bos	.333	12	4	0	1	.263	38	10	0	4
Cws	.286	14	4	1	2	.217	60	13	1	5
Cle	.238	21	5	0	2	.190	58	11	0	5
Det	.190	21	4	1	3	.224	67	15	1	6
KC	.407	27	11	3	5	.386	57	22	6	13
Min	.261	23	6	0	2	.154	39	6	0	3
NY	.429	21	9	0	1	.368	68	25	1	8
Oak	.364	22	8	1	6	.314	70	22	1	14
Sea	.167	24	4	0	3	.179	56	10	1	5
Tam	.160	25	4	0	1	.160	25	4	0	1
Tex	.419	31	13	0	8	.349	63	22	0	12
Tor	.278	18	5	2	8	.260	73	19	4	17
PRE ASG	.258	163	42	5	20	.244	663	162	14	83
POST ASG	.315	146	46	5	26	.279	656	183	19	84
vs. Left	.333	93	31	4	9	.286	434	124	12	55
vs. Right	.264	216	57	6	37	.250	885	221	21	112
as DH	.200	5	1	0	1	.200	10	2	0	2
as PH	.400	10	4	0	1	.193	57	11	0	9
Mar/Apr	.289	45	13	3	6	.233	133	31	4	13
May	.207	58	12	0	8	.238	231	55	2	26
June	.264	53	14	2	6	.261	241	63	6	37
July	.373	59	22	4	16	.235	230	54	8	31
August	.239	67	16	1	6	.268	224	60	6	30
Sept/Oct	.407	27	11	0	4	.315	260	82	7	30
Atl	.333	6	2	1	1	.179	56	10	2	4
Fia	.429	7	3	0	0	.395	43	17	3	7
Mon	.000	5	0	0	1	.267	30	8	0	4
NY	.143	7	1	0	0	.147	34	5	2	2
Phi	.000	5	0	0	0	.277	47	13	1	10

#### FIELDING

CA	PCT	G	PO	A	E	DP
1989	1.000	14	32	0	0	0
1990	1.000	2	9	0	0	0
1991	.986	17	61	10	1	1
1992	.995	49	190	11	1	3
1993	1.000	45	177	13	0	1
1994	.996	46	237	19	1	1
1995	.990	43	274	18	3	1
1996	.998	63	390	25	1	3
1997	.995	97	532	36	3	5
1998	.993	102	528	39	4	5
Career	.995	478	2430	171	14	20

#### LIFETIME BY BALLPARK

LENNY WEBSTER	AVG	AB	H	HR	RBI
Edison International Field	.333	24	8	1	2
Oriole Park at Camden Yards	.277	307	85	9	43
Fenway Park	.333	9	3	0	1
Comiskey Park	.222	27	6	1	2
Jacobs Field	.125	16	2	0	2
Tiger Stadium	.316	38	12	1	3
Ewing M. Kauffman Stadium	.379	29	11	4	10
Hubert H. Humphrey Metrodome	.235	183	43	3	18
Yankee Stadium	.207	29	6	0	2
Oakland Alameda Coliseum	.231	26	6	0	5
The Kingdome	.292	24	7	1	4
Tropicana Field	.167	12	2	0	1
The Ballpark in Arlington	.385	26	10	0	7
Skydome	.242	33	8	0	4
NATIONAL LEAGUE					
Turner Field	.500	4	2	1	2
Pro Player Stadium	.429	21	9	2	5
Olympic Stadium	.251	175	44	3	20
Shea Stadium	.158	19	3	1	1
Veterans Stadium	.270	100	1	12	27

## JAYSON WERTH

CATCHER—#69; SPRING TRAINING INVITEE

**Born:** May 20, 1979

**Opening Day Age:** 19

**Height:** 6'5"

**Weight:** 190

**Bats:** R


**Throws:** R

**Birthplace/Residence:** Born in Springfield, IL...Resides in Chatham, IL

**Contract Status:** Signed through 1999

**M.L. Service:** None

**Acquired:** Orioles 1st round selection (22nd pick overall) in 1997 First Year Player Draft



#### 1998

• Spent the bulk of the season at Class A Delmarva in the South Atlantic League...Did appear in five games for AA Bowie in September after the Shorebirds completed their season.

• From May 6 through May 23, a 16 game span, he went 24-for-57 (.421) with 10 RS, 12 RBI and 10 extra base hits...In the month of May he batted .311 (28-90).

• Had a pair of 2 HR games on the year: June 8 at Cape Fear and July 23 at Savannah.

• Caught Bowie's final five games of the year and the Baysox went 5-0 with three shutouts...Threw out the only baserunner attempting to steal at Bowie...Hit safely in his first three games in the Eastern League.

• Was named to Howe SportsData's All-Teen Team, along with teammate Matt Riley.

#### PRO CAREER

**1997:** Began his professional career with the Gulf Coast League Orioles upon signing with Baltimore in June...Played in 32 games in his first year as a pro, appearing behind the plate in 21 games, at first base in eight games, in the outfield twice and he served as the club's designated hitter once...Compiled a 6-game hitting streak, 7/11-18 and during that span he batted .409 (9-22)...He finished the abbreviated season with a .295 batting average, however, his average was at .300 or higher in 20 of his 32 games.

#### PERSONAL/MISCELLANEOUS

Single...Signed by Orioles scout Fred Petersen...Batted .652 (62-95) as a senior at Glenwood HS, with 12 doubles, 9 triples and 15 HR in 31 games...His grandfather, Dick "Ducky" Schofield, was a 19-year major league infielder...His uncle, Dick Schofield, played 14 years in the majors...His stepfather, Dennis Werth, played in parts of four seasons (1979-82) with the New York Yankees and Kansas City Royals and his mother, Kim Schofield Werth, competed in the U.S. Olympic Trials in the long jump and 100 meters...Signed a letter of intent with the University of Georgia before signing with the Orioles on 6/13/97...Enjoys golf and fishing.

YEAR	CLUB	AVG	G	AB	R	H	2B	3B	HR	RBI	BB	SO	SB	CS
1997	Gulf Coast-1	.295	32	88	16	26	6	0	1	8	22	22	7	1
1998	Delmarva	.265	120	408	71	108	20	3	8	53	50	92	21	6
	Bowie	.158	5	19	2	3	2	0	0	1	2	6	1	0
Minor Lg. Totals		.266	157	515	89	137	28	3	9	62	74	120	29	7
BALTIMORE Totals		-	-	-	-	-	-	-	-	-	-	-	-	-
American League		-	-	-	-	-	-	-	-	-	-	-	-	-
National League		-	-	-	-	-	-	-	-	-	-	-	-	-
ML Totals		-	-	-	-	-	-	-	-	-	-	-	-	-

1-Selected by the Orioles in the 1997 First Year Player Draft (22nd pick overall)

#### PRESIDENTIAL VISITS

#	Year	President	Date	vs.	W/L/Score
1	1979	Carter	7th Game W.S.	Pittsburgh	(L) 4-1
2	1983	Reagan	1st Game W.S.	Philadelphia	(L) 2-1
3	1984	Reagan	Opening Day	Chicago	(L) 2-5
4	1986	Reagan	Opening Day	Cleveland	(L) 4-6
5	1989	Bush	Aug 4	Texas	(L) 4-6
6	1989	Bush	June 28	Toronto	(W) 2-1
7	1989	Bush	Opening Day <sup>1</sup>	Boston	(W) 5-4 (11 inn)
8	1990	Bush	July 16	Texas	(W) 7-7
9	1991	Bush	May 15 <sup>2</sup>	Oakland	(L) 6-3
10	1992	Bush	Opening Day <sup>3</sup>	Cleveland	(W) 2-0
11	1993	Clinton	Opening Day	Texas	(L) 7-4
12	1995	Clinton	Sept 6 <sup>4</sup>	California	(W) 8-0
13	1996	Clinton	April 1	KC	(W) 4-2
14	1997	Clinton	July 2	Philadelphia	(W) 10-6

<sup>1</sup>The Orioles set what is believed to be a major league record when they hosted, not one, but two incumbent presidents, each from a different part of the world—President George Bush and Hosni Mubarak of Egypt.

<sup>2</sup>President and Mrs. Bush brought with them Queen Elizabeth II of England and her husband, Prince Philip, the Duke of Edinburgh.

<sup>3</sup>President Bush and his grandson, George P. Bush, threw ceremonial first balls on Opening Day, 1992, which was the first regular season game ever played at Oriole Park at Camden Yards.

<sup>4</sup>President Bill Clinton and Vice President Al Gore attended Cal Ripken's "2131" game, the first time both a president and vice president attended a game together outside of Washington.



## NOTES

# FINALLY, A GALLERY WHERE SPORTS AND FINE ART MEET.




Belle, Johnson, Clark, Gallery E...meet the new faces you'll be seeing at Camden Yards this year.

Be sure to shop Gallery E, the newest, most exciting addition to Camden Yards. Gallery E deals in original paintings, sculptures and limited edition prints of your favorite sports from baseball and fishing to skiing and golf.

Located in Warehouse E across from Gate B, the Gallery features works from both local and national artists such as LeRoy Neiman, Andy Jurinko and Norman Rockwell.

For more information, call 410-547-6220 or visit us online at [www.theorioles.com](http://www.theorioles.com)



bios  
stats  
news  
notes

www.TheOrioles.com



## SPRING TRAINING

### FORT LAUDERDALE STADIUM

5301 NW 12th Avenue  
Ft. Lauderdale, Florida 33309  
(954) 776-1921

#### Hotel Headquarters:

Sheraton Hotel  
555 N.W. 62nd Street  
Ft. Lauderdale, Florida 33309  
(954) 772-5400

The Orioles return to Ft. Lauderdale for the fourth year. The complex, which includes a stadium and two practice fields, has a seating capacity of 8,340.

Year	Site	W-L	Att	Dates	Avg	Year	Site	W-L	Att	Dates	Avg
1954	Yuma	16-12	10,684	4	2,671	1977	Miami	14-10	51,918	11	4,720
1955	Daytona	11-15	14,697	7	2,100	1978	Miami	13-11	57,812	12	4,818
1956	Scottsdale	10-19	15,699	9	1,733	1979	Miami	10-15	44,310	12	3,693
1957	Scottsdale	14-19	15,568	9	1,730	1980	Miami	7-14	30,321	9	3,369
1958	Scottsdale	11-19	16,092	11	1,463	1981	Miami	12-13	42,282	10	4,228
1959	Miami	17-8	25,771	13	1,982	1982	Miami	14-12	29,683	13	2,283
1960	Miami	16-13	39,158	19	2,060	1983	Miami	15-11	34,883	15	2,326
1961	Miami	12-16	46,419	16	2,901	1984	Miami	15-12	34,973	11	3,179
1962	Miami	13-11	43,816	16	2,739	1985	Miami	14-14	55,659	15	3,711
1963	Miami	17-10	52,748	14	3,768	1986	Miami	14-15	50,592	13	3,862
1964	Miami	16-12	49,257	15	3,284	1987	Miami	13-15	54,749	16	4,211
1965	Miami	12-16	55,602	14	3,972	1988	Miami	9-19	122,767	13	9,444
1966	Miami	15-11	51,372	17	3,022	1989	Miami	14-15	154,374	18	8,576
1967	Miami	14-13	50,513	11	4,592	1990	Miami	6-9	75,872	7	10,839
1968	Miami	12-12	47,208	15	3,147	1991	Sarasota	14-16	217,216	9	24,135
1969	Miami	19-5	33,210	13	2,555	1992	St. Petersburg	17-11	126,638	13	9,741
1970	Miami	11-12	34,995	11	3,181	1993	Saras./St. Pete.	16-10	103,156	14	7,368
1971	Miami	14-13	45,185	13	4,108	1994	Saras./St. Pete.	15-15	111,428	14	7,959
1972	Miami	10-8	42,522	10	4,252	1995	Saras./St. Pete.	7-4	24,010	1	24,010
1973	Miami	13-11	47,003	13	3,616	1996	Ft. Lauderdale	13-13	82,601	13	6,354
1974	Miami	11-11	40,247	12	3,354	1997	Ft. Lauderdale	18-13	72,796	16	4,550
1975	Miami	18-9	41,623	13	3,202	1998	Ft. Lauderdale	17-11-2	70,224	15	4,682
1976	Miami	4-11	29,123	8	3,640						

Attendance and record includes games at Miami, Joe Robbie Stadium, Oriole Park at Camden Yards and RPK Stadium, 1988-1998

## 1999 SPRING TRAINING SCHEDULE

Day	Date	Opponent	Site	Time
Saturday	March 6	Minnesota	Ft. Myers	1:05
Sunday	March 7	Florida	Ft. Lauderdale	1:05
Monday	March 8	Los Angeles	Ft. Lauderdale	1:05
Tuesday	March 9	St. Louis	Jupiter	1:05
Wednesday	March 10	Boston	Ft. Lauderdale	1:05
Thursday	March 11	New York Mets	Ft. Lauderdale	1:05
Friday	March 12	St. Louis	Ft. Lauderdale	1:05
Saturday	March 13	Montreal	Ft. Lauderdale	7:05
Sunday	March 14	Montreal	Jupiter	1:05
Monday	March 15	New York Mets	Port St. Lucie	1:10
Tuesday	March 16	St. Louis	Ft. Lauderdale	1:05
Wednesday	March 17	Florida	Ft. Lauderdale	7:05
Thursday	March 18	Florida	Ft. Lauderdale	1:05
Friday	March 19	Montreal	Jupiter	7:05
Saturday	March 20	Los Angeles	Ft. Lauderdale	1:05
Sunday	March 21	Minnesota	Ft. Lauderdale	1:05
Monday	March 22	St. Louis	Jupiter	1:05
Tuesday	March 23	Montreal	Jupiter	1:05
Wednesday	March 24	New York Mets	Ft. Lauderdale	7:05
Thursday	March 25	OPEN DATE		
Friday	March 26	Los Angeles	Vero Beach	1:05
Saturday	March 27	New York Mets	Port St. Lucie	1:10
Sunday	March 28	Boston	Ft. Myers	1:05
Monday	March 29	St. Louis	Ft. Lauderdale	1:05
Tuesday	March 30	Montreal	Ft. Lauderdale	1:05
Wednesday	March 31	Florida	Viera	6:05
Thursday	April 1	Florida	Viera	1:05
Friday	April 2	Atlanta	Atlanta	7:10
Saturday	April 3	Philadelphia	Birmingham, AL	1:35



# 1999 BALTIMORE ORIOLES ROSTER

**Manager:** Ray Miller (31) **Coaches:** Terry Crowley (48)—hitting, Eddie Murray (33)—bench, Eriq Dierker (44)—bullpen, Bruce Kison (54)—pitching, Sam Perlozzo (2)—third base, Marv Foley (34)—first base  
**Trainers:** Richie Bencels and Brian Ebel **Strength & Conditioning:** Tim Bishop **Bullpen Catcher:** Sam Snyder (50) **Head Groundskeeper:** Paul Zwaska **Public Relations:** John Maroon  
**Traveling Secretary:** Phil Izzo **Club Physician:** Dr. William Goldner & Dr. Michael Jacobs **Clubhouse Managers:** Jim Tyler (home), Fred Tyler (away)


NO.	PITCHERS (17)	B/T	HT	WT	BIRTHDATE	BIRTHPLACE	RESIDENCE	1998 CLUB	W-L	ERA	G	GS	CG	SHO	SV	IP	H	R	ER	BB	SO
60	Blood, Darin	R/R	6-2	199	8-31-74	Spokane, WA	Scottsdale, AZ	Fresno	4-5	4.66	19	19	1	1	0	114.0	138	63	59	37	63
25	Bones, Ricky	R/R	6-0	202	4-7-69	Salinas, PR	Guayama, PR	Rochester	3-2	2.48	6	6	1	1	0	32.2	24	11	9	13	14
27	Coppinger, Rocky	R/R	6-5	240	3-19-74	El Paso, TX	El Paso, TX	Bowie	2-2	4.35	7	6	0	0	0	53.1	49	18	18	24	38
28	Dykshoff, Radhames	L/L	6-0	200	9-27-74	Paradera, Aruba	Oranjestad, Aruba	Rochester	8-0	3.50	14	13	1	0	0	87.1	80	38	34	43	64
19	Erickson, Scott	R/R	6-4	230	2-2-68	Long Beach, CA	State Line, NY	Baltimore	0-0	5.17	6	1	0	0	0	15.2	16	9	7	13	13
52	Fussell, Chris	R/R	6-2	201	5-19-76	Oregon, OH	Oregon, OH	Bowie	3-7	4.71	38	8	0	0	1	93.2	83	51	49	52	98
57	Guzman, Juan	R/R	5-11	195	10-28-66	Santo Domingo, DR	Miami, FL	Baltimore	0-0	18.00	1	0	0	0	0	1.0	2	2	2	1	1
55	Johns, Doug	R/L	6-2	195	12-19-67	South Bend, IN	Plantation, FL	Baltimore	16-13	4.01	36	36	11	2	0	251.1	284	125	112	69	186
30	Kamieniecki, Scott	R/R	6-0	200	4-19-64	MI, Clemens, MI	Flint, MI	Rochester	3-7	4.26	18	18	0	0	0	98.0	87	54	44	52	84
79	Molina, Gabe	R/R	5-11	202	5-3-75	Denver, CO	Denver, CO	Baltimore	5-2	3.99	10	10	0	0	0	53.2	50	30	26	28	51
90	Moreno, Julio	S/R	6-1	180	10-23-75	SP de Macons, DR	Los Cruces, DR	Baltimore	0-1	8.38	3	2	0	0	0	9.2	11	9	9	8	8
35	Mussina, Mike	S/R	6-2	185	12-8-68	Williamsport, PA	Montoursville, PA	Toronto	6-12	4.41	22	22	2	0	0	145.0	133	83	71	65	113
47	Orosco, Jesse	R/L	6-2	205	4-21-57	Santa Barbara, CA	San Diego, CA	Baltimore	4-4	4.23	11	11	0	0	0	66.0	60	34	31	33	55
43	Ponson, Sidney	R/R	6-1	225	11-2-76	Noord, Aruba	Noord, Aruba	Rochester	0-1	1.69	2	2	0	0	0	10.2	7	3	2	6	4
53	Rhodes, Arthur	L/L	6-2	205	10-24-69	Waco, TX	Sarasota, FL	Baltimore	3-3	4.57	31	10	0	0	1	86.2	108	46	44	32	34
51	Slocumb, Heathcliff	R/R	6-3	220	6-7-66	Jamaica, NY	Richmond Hills, NY	Baltimore	2-6	6.75	12	11	0	0	0	54.2	67	41	41	26	25
40	Timlin, Mike	R/R	6-4	210	3-10-66	Midland, TX	Odessa, FL	Bowie	1-0	4.76	3	3	0	0	0	11.1	13	6	6	2	5
								Bowie	3-2	3.36	47	0	0	0	24	61.2	48	24	23	27	75
								Baltimore	13-10	3.49	29	29	4	2	0	203.1	189	85	80	41	175
								Baltimore	4-1	3.18	69	0	0	0	0	56.2	46	20	20	28	50
								Rochester	1-0	0.00	1	1	0	0	0	5.0	4	0	0	1	3
								Bowie	8-9	5.27	31	20	0	0	1	135.0	157	82	79	42	85
								Rochester	0-0	4.50	1	1	0	0	0	2.0	3	1	1	1	1
								Baltimore	4-4	3.51	45	0	0	0	0	77.0	65	30	30	34	83
								Seattle	2-5	5.32	57	0	0	0	3	67.2	72	40	44	51	60
								Seattle	3-3	2.95	70	0	0	0	19	79.1	78	26	26	16	60

NO.	CATCHERS (4)	B/T	HT	WT	BIRTHDATE	BIRTHPLACE	RESIDENCE	1998 CLUB	AVG	G	AB	R	H	2B	3B	HR	RBI	BB	SO	CS
68	Alley, Chip	S/R	6-3	194	12-20-76	Richmond, VA	West Palm Beach, FL	Frederick	.262	112	340	42	89	23	1	9	47	60	60	2
23	Holles, Chris	R/R	6-0	215	3-20-65	Bowling Green, OH	Bowling Green, OH	Baltimore	.262	97	267	36	70	12	0	15	56	38	50	1
21	Johnson, Charles	R/R	6-2	220	7-20-71	FL, Pierce, FL	Pembroke Pines, FL	Florida	.221	31	113	13	25	5	0	7	23	16	30	0
42	Webster, Lenny	R/R	5-9	200	2-10-65	New Orleans, LA	Fayetteville, GA	Los Angeles	.217	102	346	31	75	13	0	12	35	29	99	0
								Baltimore	.285	108	309	37	88	16	0	10	46	15	38	0
NO.	INFOS (19)	B/T	HT	WT	BIRTHDATE	BIRTHPLACE	RESIDENCE	1998 CLUB	AVG	G	AB	R	H	2B	3B	HR	RBI	BB	SO	CS
6	Anaral, Rich	R/R	6-0	175	4-1-62	Visalia, CA	Costa Mesa, CA	Seattle	.276	73	134	25	37	6	0	1	4	13	24	11
9	Anderson, Brady	L/L	6-1	202	1-18-64	Silver Spring, MD	Lake Tahoe, NV	Baltimore	.236	133	479	84	113	28	3	18	51	75	78	21
3	Baines, Harold	L/L	6-2	195	3-15-59	St. Michael's, MD	St. Michael's, MD	Baltimore	.300	104	293	40	88	17	0	9	57	32	81	0
88	Belle, Albert	R/R	6-2	210	8-25-66	Shreveport, LA	Chicago, IL	Chicago	.328	163	609	113	200	48	2	49	152	81	84	6
14	Bordick, Mike	R/R	5-11	175	7-21-65	Marquette, MI	Ruxton, MD	Baltimore	.260	151	465	59	121	29	1	13	51	39	65	6
80	Casimiro, Carlos	R/R	5-11	179	11-8-76	SP de Macons, DR	SP de Macons, DR	Frederick	.236	131	478	44	113	23	9	15	61	25	98	10
12	Clark, Will	L/L	6-1	200	3-13-64	New Orleans, LA	Southlake, TX	Texas	.305	149	554	98	169	41	1	23	102	72	97	1
41	Clyburn, Danny	R/R	6-4	218	4-6-74	Lancaster, SC	Lancaster, SC	Rochester	.286	84	322	58	92	21	1	14	54	34	72	11
65	Coffe, Ivanon	L/R	6-1	192	5-16-77	Curacao, Netherlands Antilles	Curacao, Netherlands Antilles	Baltimore	.280	11	25	6	7	0	0	1	3	1	10	0
11	DeShields, Delino	L/R	6-1	175	1-15-69	Seaford, DE	Fairburn, GA	Frederick	.256	130	473	62	121	19	2	16	75	48	109	17
13	Hairston, Jerry Jr.	R/R	5-10	175	5-29-76	Naperville, IL	Naperville, IL	Frederick	.290	117	420	74	122	21	8	7	44	56	61	26
38	Kingsale, Eugene	S/R	6-3	194	8-20-76	Oranjestad, Aruba	Oranjestad, Aruba	Bowie	.283	80	293	56	83	22	3	5	33	32	13	7
10	Minor, Ryan	R/R	6-7	245	1-5-74	Canton, OH	Edmond, OK	Baltimore	.326	55	221	42	72	12	3	5	37	20	25	6
32	Mouton, Lyle	R/R	6-4	230	5-13-69	Lafayette, LA	Westfield, MA	Baltimore	.000	6	7	2	2	0	0	0	0	0	1	0
1	Otanez, Willis	R/R	6-1	213	4-19-73	Las Mats de Cotui, DR	Las Mats de Cotui, DR	Baltimore	.262	111	427	69	112	11	5	1	34	48	79	29
39	Pickering, Calvin	L/L	6-5	278	9-29-76	St. Thomas, Virgin Islands/Temple Terrace, FL	St. Thomas, Virgin Islands/Temple Terrace, FL	Rochester	.218	18	55	3	12	1	1	0	2	4	8	3
36	Reboulet, Jeff	R/R	6-0	175	4-30-64	Dayton, OH	Kettering, OH	Baltimore	.000	11	2	1	0	0	0	0	0	0	1	0
8	Ripken, Cal	R/R	6-4	220	8-24-60	Havre de Grace, MD	Havre de Grace, MD	Baltimore	.429	9	14	3	6	1	0	0	1	0	3	0
17	Sumoff, B.J.	L/R	6-1	200	8-4-64	Bronx, NY	Cockeysville, MD	Baltimore	.321	37	137	23	44	9	2	7	32	13	31	1
								Baltimore	.308	18	39	5	12	2	0	2	7	4	8	0
								Baltimore	.285	124	481	87	137	24	2	27	100	41	104	1
								Baltimore	.200	3	5	0	1	0	0	0	0	2	0	0
								Baltimore	.309	139	488	93	151	28	2	31	114	98	119	4
								Baltimore	.238	9	21	4	5	0	0	2	3	3	4	1
								Baltimore	.244	79	127	20	31	6	0	1	8	19	34	0
								Baltimore	.271	161	601	65	163	27	1	14	61	51	68	0
								Baltimore	.279	162	573	79	160	34	1	22	92	49	81	9

# 1999 SPRING TRAINING INVITEES

NO.	PITCHERS (6)	B/T	HT	WT	BIRTHDATE	BIRTHPLACE	RESIDENCE	1998 CLUB	W-L	ERA	G	GS	CG	SHO	SV	IP	H	R	ER	BB	SO
61	Burrows, Terry	L/R	6-0	203	11-28-68	Lake Charles, LA	Lake Charles, LA	Rochester	9-6	2.92	29	15	1	0	0	132.1	104	49	43	42	112
70	Evans, Dave	R/R	6-3	205	1-1-68	Houston, TX	Houston, TX	Carolina	5-4	5.24	26	3	0	0	0	58.2	56	36	33	30	52
								Nashville	0-2	8.49	7	1	0	0	0	11.2	19	12	11	8	8
								Bowie	1-1	1.96	14	0	0	0	0	18.1	17	9	4	6	26
37	Fellers, Mike	R/R	6-4	226	12-19-64	Van Nuys, CA	Gilbert, AZ	Oakland	1-6	3.99	48	0	0	0	5	47.1	48	26	21	21	34
								Anaheim	1-2	5.56	12	0	0	0	0	11.1	14	8	7	4	9
49	Linton, Doug	R/R	6-1	190	9-2-65	Santa Ana, CA	Overland Park, KS	Salt Lake	4-4	5.99	18	14	0	0	0	79.2	106	57	53	14	60
77	Medina, Carlos	L/L	6-2	200	5-16-77	La Vega, DR	La Vega, DR	Delmarva	4-6	3.79	22	11	0	0	0	80.2	70	41	34	39	85
								Bowie	1-0	0.00	1	0	0	0	0	5.0	1	0	0	0	6
71	Snyder, Matt	R/R	5-11	201	7-7-74	Alron, OH	Newtown, PA	Bowie	9-6	4.35	22	20	4	1	0	120.0	127	66	58	30	116
								Rochester	2-1	3.66	12	0	0	0	0	19.2	17	9	8	6	13
NO.	CATCHERS (3)	B/T	HT	WT	BIRTHDATE	BIRTHPLACE	RESIDENCE	1998 CLUB	AVG	G	AB	R	H	2B	3B	HR	RBI	BB	SO	SB	CS
67	DeCinos, Tim	L/R	6-2	208	4-26-74	Rochester, NY	Newport Beach, CA	Rochester	.095	7	21	1	2	1	0	0	0	2	6	0	0
								Frederick	.267	110	374	50	100	25	0	16	64	59	90	3	4
								Bowie	.333	5	18	5	6	1	0	1	1	5	0	0	0
76	Vinas, Julio	R/R	6-1	220	2-14-73	Miami, FL	Hialeah, FL	Rochester	.352	62	199	26	70	15	4	6	40	12	30	2	1
69	Werth, Jayson	R/R	6-4	190	5-20-79	Springfield, IL	Chatham, IL	Delmarva	.265	120	408	71	108	20	3	8	53	50	92	21	6
								Bowie	.158	5	19	2	3	2	0	0	1	2	6	1	0
NO.	INF/OF (5)	B/T	HT	WT	BIRTHDATE	BIRTHPLACE	RESIDENCE	1998 CLUB	AVG	G	AB	R	H	2B	3B	HR	RBI	BB	SO	SB	CS
72	Beltre, Esteban	R/R	5-10	180	12-26-67	Ingenio, Quintana Roo, Mexico	San Pedro de Macoris, DR	Salt Lake	.278	133	510	84	142	24	4	2	49	39	109	26	11
74	Garcia, Jesse	R/R	5-9	171	9-24-73	Corpus Christi, TX	Robstown, TX	Rochester	.294	44	160	20	47	6	4	0	18	7	22	7	3
								Bowie	.283	86	258	46	73	13	1	2	20	34	37	12	3
								Frederick	.222	4	18	3	4	2	0	1	2	3	6	2	0
64	McDonald, Darnell	R/R	5-11	201	11-17-78	Fort Collins, CO	Glendale, CO	Delmarva	.261	134	528	87	138	24	5	6	44	33	117	35	11
								Charlotte	.286	3	7	4	2	1	0	0	1	1	1	1	0
73	Murphy, Mike	R/R	6-2	201	1-23-73	Murray, UT	Albuquerque, NM	Tulsa	.250	58	196	26	49	8	2	4	22	27	56	6	2
								Oklaoma	.216	24	74	10	16	1	0	0	6	6	23	3	1
								Rochester	.379	8	29	3	11	0	0	1	2	3	7	1	0
75	Otero, Ricky	S/L	5-5	154	5-15-73	Vega Baja, PR	New York, NY	Rochester	.288	87	354	53	102	25	6	4	45	21	39	10	5

## 1998 YEAR IN REVIEW



Mike Mussina and the Oriole Bird pose with a fan during Fan Appreciation Week

1998 In  
Review



## YEAR IN REVIEW THE ORIOLES IN 1998

**IN LIKE A LION, OUT LIKE A LAMB:** After losing the season-opener under new manager Ray Miller, the Orioles ran off seven straight wins and won 10 of 11 games. They were 10-2 and in 1<sup>st</sup> place in the American League East in mid-April. The O's then went 4-11 over the last half of April and 24-37 over the next two months.

**SECOND-HALF SURGE:** The Orioles entered the All-Star break with a 38-50 record and in 4<sup>th</sup> place in the A.L. East, 26½ GB behind the division-leading New York Yankees and 15½ GB the wild-card leading Boston Red Sox. The second half opened with a four-game sweep of the Sox, which turned into a 9-game winning streak. The Orioles went on to win 14 of 15 and were 30-8 in the second half as of August 19, the best post-All-Star Game record in the majors to that point, and had moved as close as 6½ games behind Boston for the wild card spot...The O's still were within 6½ games of the wild card spot as late as September 14. But they lost their next four games, including a two-game set vs. Boston, and were eliminated from the wild card race on September 20.

**STREAKY:** The Orioles had four streaks of 8 games or more – but three of them were losing streaks. They won 9 straight after the All-Star break, the 16<sup>th</sup> in club history of 9 or more games and the longest since they won 10 straight June 2-12, 1993. They also suffered losing streaks of 8, 9 and 10 games. Their 9-game losing streak occurred in mid-May and dropped them into last place in the A.L. East. After moving back to 3<sup>rd</sup> place, they lost 8 straight games in late June and fell to 4<sup>th</sup> place. Finally, after battling to get back into wild card contention after the All-Star break, the Orioles lost 10 straight games, August 23-September 2, and settled into 4<sup>th</sup> place in the A.L. East. It was the 6<sup>th</sup> losing streak of 10 or more games in club history and the longest since the 1986 O's opened the season 0-21.

**A SHORT-LIVED LEAD:** The Orioles led or held a share of the lead in the A.L. East for 17 days, April 3-19. Their biggest lead was 2½ games, last coming on April 14.

**THE EL NINO EFFECT:** For the first time in club history, the Orioles did not have a game postponed at home or on the road. In fact, the O's experienced only 7 rain delays all season, all of them at home. In 1995, the Orioles experienced only one rainout (at Boston). It was only the 4<sup>th</sup> time the Orioles did not have a home game postponed ('54, '77, '95 and '98).

**ATTENDANCE:** The 1998 Orioles drew 3,685,194 for 81 home dates, the second highest total in franchise history and most in the American League for the fourth straight season. The total was only 25,938 fewer than attended O's games in 1997, when the club set the franchise record with 3,711,132. The O's were one of two A.L. and seven major league teams to top the 3 million mark in 1998, finishing second in the majors to the Colorado Rockies (3,789,347) for the fourth straight season. The Orioles average of 45,496 fans per game also was second in the majors to the Rockies (46,782). The Orioles recorded 38 sellouts in 1998. They drew 13 of the 14 largest single game crowds ever to watch regular season games at Oriole Park, including the top four. The largest crowd was 48,374 for the August 23 game vs. Cleveland. They also set marks for largest three-game and four-game series. They drew 144,784 for a three-date series with the Indians August 21-23. The top four-date series came July 9-12, when 192,494 attended the Boston series.

**NUMBER OF PLAYERS:** The Orioles used 48 different players in 1998, matching the 2<sup>nd</sup> highest total in club history. The O's used 54 players in 1955 and 48 players in 1956. The 22 pitchers used were one short of the club record of 23 used in '55, '56 & '95. Included in the mix were 21 players making their first appearance in an Orioles uniform. The Orioles have now had 633 different players in their 45-year history.

**BATTING:** Oriole batters hit .273 for the season, 5<sup>th</sup> best in the A.L. and their highest since finishing 3<sup>rd</sup> in batting in 1973. The O's scored 817 runs (7<sup>th</sup>) and hit 214 HR (3<sup>rd</sup>), topping their 1997 totals in all three categories (268, 812, 196)...Before the All-Star break, the O's hit .269 and averaged 4.8 runs per game; after the break, they hit .277 and averaged 5.3 RPG.

**ALL THOSE HOMERS:** The 214 home runs matched the 1985 Orioles for the 2<sup>nd</sup> highest total in club history. Only the then-major league record 257 by the '96 O's is higher. The '87 O's hit 211 HR, the only other time the club has topped 200 in a season...Consecutive Games: Twice in 1998, the Orioles broke the club record for homering in consecutive games. They homered in 19 straight games from April 27 through May 17, then went deep in 20 straight games from July 16 through August 9. The club record coming into the season was 17 straight games with a homer, accomplished in 1994 and 1997.

**DH IMPROVEMENT:** Led by Harold Baines and Eric Davis, Orioles designated hitters topped the A.L. with a .308 batting average and had 24 HR and 109 RBI...In 1997, O's DHs batted just .250 with 70 RBI.

**HIS POSITION IS HITTER:** Harold Baines became the all-time leader in RBI by a designated hitter, finishing the season with 837, topping Hal McRae's record of 823. Baines is 2<sup>nd</sup> all-time in games (1,411 to McRae's 1,428) and home runs (199 to Don Baylor's 219) by a DH. Baines signed a contract for the 1999 season on September 4.

**THE HITS JUST KEPT ON COMING:** Eric Davis set a club record when he hit in 30 consecutive games, July 12-August 15. It is only the 36<sup>th</sup> hitting streak of 30 or more games in major league history and topped the previous club mark of 24 games held by Rafael Palmeiro. Davis finished 4<sup>th</sup> in the A.L. batting race with a .327 average, the 3<sup>rd</sup> highest single-season average in club history. Davis was only the 4<sup>th</sup> Oriole to finish in the top five.

**PITCHING:** The Orioles finished 7<sup>th</sup> in the A.L. with a 4.74 ERA. They allowed 785 runs, 104 more than in 1997. O's pitchers allowed only 31 unearned runs, fewest in the majors...Starters: Oriole starters went 29-37 with a 5.37 ERA before the break. In the 2<sup>nd</sup> half, they went 27-27 with a 4.30 ERA...Relievers: Before the break, the bullpen was 9-13 with a 4.78 ERA and converted 18 of 29 saves. After the break, relievers were 14-6 with a 4.00 ERA and 19-for-26 in saves.

**LOST—ONE PITCHING ROTATION:** The Orioles starting rotation on Opening Day – Mike Mussina, Scott Erickson, Jimmy Key, Scott Kamieniecki and Doug Drabek – was together on the roster for only 31 days all season and missed a total of 37 starts while on the disabled list. Mussina was on the D.L. twice, Key and Drabek once each and Kamieniecki (three times) was disabled in all 6 calendar months of the season.

**THE DEPENDABLE DR. DEATH:** RHP Scott Erickson led the A.L. with 36 starts, 11 complete games and 251.1 IP, the 1<sup>st</sup> Oriole to lead the league in any of those categories since Dennis Martínez paced the A.L. in all three in 1979. Erickson was the only O's pitcher not to miss a start, and became only the 4<sup>th</sup> Oriole in the last 16 seasons to make 36 starts.

**ALMOST PERFECT AGAIN:** On August 4 vs. Detroit, Mike Mussina came within four outs of a perfect game – the second time in as many seasons he's flirted with perfection. Mussina retired the first 23 batters before Frank Catalanotto doubled to right with 2 outs in the 8<sup>th</sup>. Moose settled for a 2-hit, 4-0 shutout. On May 30, 1997, Mussina retired the first 25 Cleveland Indians batters he faced before Sandy Alomar singled to left, leaving him a one-hit, 3-0 shutout.

**ROOKIES TO THE RESCUE:** The multiple injuries to the rotation forced the Orioles to start rookie hurlers in back-to-back games for the 1<sup>st</sup> time since September 1995, when Jimmy Haynes and Rick Krivda made consecutive starts on 3 occasions. When RHPs Nerio Rodriguez and Sidney Ponson started at Chicago on April 28 & 29, it was the 1<sup>st</sup> time Oriole rookies had started back-to-back in April since 1989, when Pete Harnisch and Bob Milacki were in the rotation.

**THE CY OF RELIEF:** On July 25, LHP Jesse Orosco became only the 6<sup>th</sup> pitcher ever to appear in 1,000 games, and 13 days later pitched in his 1,000<sup>th</sup> game in relief. He finished the season with 1,025 appearances, 4<sup>th</sup> all-time, and was second to Kent Tekulve with 1,021 career relief appearances.

**FIELDING:** The Orioles set a major league record, committing only 81 errors, and went on to lead the majors and set a club record with a .987 fielding percentage. It was the 3<sup>rd</sup> time in the last five seasons the O's have led the majors in fielding. The previous record for fewest errors in a season was 84 by the 1988 Minnesota Twins. The old club record was 87, set in 1989. Cal Ripken led A.L. 3Bs with a .979 fielding percentage and Chris Hoiles was the top-fielding catcher at .995.

**GOLD IN THEM THAR GLOVES:** The Orioles were the only team in the majors with three players to earn a Gold Glove Award. Mike Mussina was honored for the third straight season, Rafael Palmeiro for the second straight and Roberto Alomar for the seventh time in his career. It was the 1<sup>st</sup> time the Orioles had three Gold Glove winners since 1976.

**ROCKY MOUNTAIN HIGH:** 2B Roberto Alomar became the fifth Oriole named All-Star Game MVP when he went 3-for-4 with a home run and a stolen base in the American League's 13-8 win over the National League at Colorado's Coors Field on July 7. Alomar was one of three Orioles on the A.L. squad who combined for the most hits by teammates in the mid-summer classic since seven Reds had 7 hits in 1976. 3B Cal Ripken went 1-for-4 with a 2-run double in his 16<sup>th</sup> All-Star start and 17<sup>th</sup> appearance and 1B Rafael Palmeiro, named as a reserve, went 2-for-2 with a RBI.

**THE END OF THE STREAK:** Cal Ripken ended his world-record consecutive games streak in the Orioles' final home game of the season, sitting out against the Yankees on September 20 after starting 2,632 straight games.

**BUT ERNIE'S IS STILL ALIVE:** Umpires attendant Ernie Tyler worked his 3,000<sup>th</sup> consecutive regular season home game on April 4. His streak was still intact on September 20, when he worked his 3,076<sup>th</sup> straight game to finish the season.

**ORIOLES DAY-BY-DAY RECORD 1998**

PITCHERS DAY-BY-DAY RECORD 1998												
PITCHERS OF RECORD				ATTENDANCE								
G	OPP	SCORE	W/L ORIOLES	OPPONENT	DATE	REC	POS	GB	DATE	CUMUL		
83	FLA	5-7	L Mills-(1-3)	EDMONSON-(2-1)	6/30	37-46	4	22.5	43,505	6/30	1,902,438	
84	FLA	3-5	L Smith-(0-3)	HERNANDEZ-(7-4)	7/1	37-47	4	23.5	41,997	7/1	1,944,435	
85	FLA	5-3	W PONSON-(2-6)	Foutenot-(0-7)	7/2	38-47	4	23.5	46,006	7/2	1,990,441	
86	NY	2-3	L Orsoco-(1-1)	PETTITTE-(10-5)	7/3	38-48	4	24.5	43,328	7/3	1,120,559	
87	NY	3-4	L Drabek-(5-9)	HERNANDEZ-(7-4)	7/4	38-49	4	25.5	37,390	7/4	1,157,949	
88	NY	0-1	L Erickson-(8-7)	CONE-(12-2)	7/5	38-50	4	26.5	52,506	7/5	1,210,455	
89	BOS	3-2	W OROSCO-(12-1)	Cors-i-(2-1)	7/9	39-50	4	26.5	48,014*	7/9	2,038,455	
90	BOS	3-2	W OROSCO-(13-1)	Martinez-(11-3)	7/10	40-50	4	26.5	48,043*	7/10	2,086,498	
91	BOS	2-1	W ERICKSON-(9-7)	Wakefield-(10-4)	7/11	41-50	4	26.5	48,244*	7/11	2,134,742	
92	BOS	11-7	W JOHNS-(13-2)	Cho-(0-2)	7/12	42-50	4	26.5	48,193*	7/12	2,182,935	
93	TOR	5-0	W RODRIGUEZ-(1-2)	Guzman-(4-4)	7/13	43-50	4	25.5	41,474	7/13	2,224,409	
94	TOR	11-5	W MUSSINA-(7-5)	Williams-(8-1)	7/14	44-50	4	25.5	44,122	7/14	2,268,533	
95	Tex	14-3	W PONSON-(3-6)	Helling-(12-5)	7/15	45-50	4	25.5	46,682*	7/15	1,257,117	
96	Tex	9-3	W ERICKSON-(10-7)	Sele-(12-6)	7/16	46-50	4	24.5	45,171	7/16	1,302,308	
97	Ana	4-1	W DRABEK-(6-9)	Dickson-(9-7)	7/17	47-50	4	23.5	34,614	7/17	1,336,922	
98	Ana	3-8	L RODRIGUEZ-(1-3)	WASHBURN-(5-2)	7/18	47-51	4	24.5	37,806	7/18	1,374,728	
99	Ana	7-4	W OROSCO-(4-1)	Percival-(2-4)	7/19	48-51	4	23.5	38,840	7/19	1,413,568	
100	OAK	7-1	W ERICKSON-(11-7)	Candotti-(5-12)	7/21	49-51	4	23.5	42,174	7/21	2,310,705	
101	OAK	5-4	W BENITEZ-(13-2)	Feters-(1-4)	7/22	50-51	4	23.5	40,840	7/22	2,351,545	
102	OAK	9-7	W BENITEZ-(14-2)	Fettters-(1-5)	7/23	51-51	4	23.0	42,371	7/23	2,393,916	
103	SEA	7-4	W MUSSINA-(8-5)	Swift-(9-6)	7/24	52-51	3	23.0	48,148*	7/24	2,442,064	
104	SEA	2-4	L Kamieniecki-(2-3)	FASSERO-(10-6)	7/25	52-52	3	23.0	48,365*	7/25	2,490,429	
105	SEA	4-10	L Erickson-(11-8)	MOYER-(8-7)	7/26	52-53	3	24.0	48,199*	7/26	2,530,628	
106	Det	6-5	W PONSON-(4-6)	Florie-(5-5)	7/28	53-53	3	24.0	18,422	7/28	1,431,990	
107	Det	14-2	W MUSSINA-(9-5)	Castillo-(3-7)	7/29	54-53	3	23.0	19,607	7/29	1,451,597	
108	Det	6-4	W SMITH-(1-3)	Anderson-(2-1)	7/30	55-53	3	23.0	22,915	7/30	1,474,512	
109	KC	6-9	L Erickson-(11-9)	ROSADO-(6-8)	7/31	55-54	3	24.0	25,007	7/31	1,499,519	
110	KC	9-2	L Kamieniecki-(2-4)	HANEY-(4-4)	8/1	55-55	3	25.0	35,144	8/1	1,534,663	
111	KC	5-9	W PONSON-(5-6)	Rusch-(6-14)	8/2	56-55	3	24.0	18,910	8/2	1,553,573	
112	DET	4-0	W MUSSINA-(10-5)	Florie-(5-6)	8/4	57-55	3	25.0	47,519*	8/4	2,586,147	
113	DET	6-1	W GUZMAN-(7-12)	Thompson-(9-9)	8/5	58-55	3	24.0	47,733*	8/5	2,633,880	
114	Minn	16-9	W KEY-(5-3)	Miller-(0-1)	8/7	59-55	3	24.5	13,662	8/7	1,567,235	
115	Minn	6-3	W PONSON-(6-6)	Radke-(10-10)	8/8	60-55	3	24.5	18,396	8/8	1,585,631	
116	Minn	4-5	L Mussina-(10-6)	SERAFINI-(5-4)	8/9	60-56	3	25.5	16,780	8/9	1,602,411	
117	TB	2-1	W GUZMAN-(8-12)	Saunders-(3-11)	8/10	61-56	3	25.5	24,396	8/10	1,626,807	
118	TB	1-2	L Benitez-(4-3)	MECIR-(5-2)	8/11	61-57	3	26.5	24,871	8/11	1,651,678	
119	TB	7-0	W ERICKSON-(12-9)	Alvarez-(5-11)	8/12	62-57	3	26.5	26,994	8/12	1,678,672	
120	Cle	7-4(12)	W SMITH-(2-3)	Reed-(1-1)	8/13	63-57	3	26.5	43,217*	8/13	1,721,885	
121	Cle	15-3	W MUSSINA-(11-6)	Nagy-(10-8)	8/14	64-57	3	26.5	43,169*	8/14	1,765,058	
122	Cle	9-10(1)	W BENITEZ-(5-3)	Jones-(3-6)	8/15	65-57	3	25.5	43,238*	8/15	1,808,296	
123	Cle	3-5	L Kamieniecki-(2-5)	WRIGHT-(10-7)	8/16	65-58	3	26.5	43,069*	8/16	1,851,365	
124	MINN	3-2	W ERICKSON-(13-9)	Hawkins-(7-12)	8/17	66-58	3	26.5	46,006	8/17	2,680,486	
125	MINN	7-1	W PONSON-(7-6)	Radke-(10-11)	8/18	67-58	3	26.5	44,022	8/18	2,724,500	
126	TB	6-4	W MUSSINA-(12-6)	Arrojo-(11-10)	8/19	68-58	3	25.5	44,530	8/19	2,769,038	
127	TB	2-4	L Rhodes-(3-4)	SAUNDERS-(4-11)	8/20	68-59	3	25.5	44,566	8/20	2,813,604	
128	CLE	3-6	L Kamieniecki-(2-6)	WRIGHT-(11-7)	8/21	68-60	3	26.5	48,374*	8/21	2,861,972	
129	CLE	6-3	W ERICKSON-(14-9)	Colon-(13-7)	8/22	69-60	3	26.5	48,138*	8/22	2,910,116	
130	CLE	1-4	L Ponson-(7-7)	GOODEN-(6-6)	8/23	69-61	3	26.5	48,272*	8/23	2,958,388	
131	Cws	4-6	L Mussina-(12-7)	BRADFORD-(2-0)	8/25	69-62	3	26.0	15,776	8/25	1,867,141	
132	Cws	5-12	L Guzman-(8-13)	BALDWIN-(8-5)	8/26	69-63	3	26.5	13,511	8/26	1,880,655	
133	Cws	4-7	L Erickson-(14-10)	PARQUE-(5-4)	8/27	69-64	3	27.5	14,241	8/27	1,894,891	
134	KC	5-6	L Ponson-(7-8)	RAPP-(11-11)	8/28	69-65	3	28.5	47,530*	8/28	3,005,918	
135	KC	1-2	L Mussina-(12-8)	BARBER-(2-1)	8/29	69-66	4	29.5	48,154*	8/29	3,054,071	
136	KC	2-3	L Guzman-(8-14)	HANEY-(6-6)	8/30	69-67	4	29.5	47,838*	8/30	3,101,011	
137	CWS	1-4	L Erickson-(14-11)	BALDWIN-(9-5)	8/31	69-68	4	30.0	40,256	8/31	3,142,166	
138	CWS	5-9	L Drabek-(6-10)	PARQUE-(5-5)	9/1	69-69	4	31.0	40,216	9/1	3,182,385	
139	CWS	2-3	L Mills-(1-4)	SNYDER-(5-2)	9/2	69-70	4	31.0	46,123	9/2	3,228,501	
140	Sea	9-1	W GUZMAN-(9-14)	Spojlaric-(4-4)	9/4	70-70	4	31.0	27,414	9/4	1,922,301	
141	Sea	5-6	L Benitez-(5-4)	MCCARTHY-(1-2)	9/5	70-71	4	31.0	43,835	9/5	1,966,141	
142	Sea	5-2	W MUSSINA-(13-8)	Fassero-(10-12)	9/6	71-71	4	30.0	30,285	9/6	1,996,422	
143	Sea	1-11	L Drabek-(6-11)	MOYER-(13-8)	9/7	71-72	4	30.0	24,299	9/7	2,020,721	
144	Oak	5-2	W RHODES-(4-4)	Heredia-(3-9)	9/8	72-72	4	30.5	7,924	9/8	2,028,655	
145	Oak	6-6	W GUZMAN-(10-14)	Haynes-(10-8)	9/9	73-72	4	30.5	9,015	9/9	2,037,661	
146	ANA	8-3	W ERICKSON-(15-11)	Finley-(11-7)	9/11	74-72	4	29.5	46,832	9/11	2,375,331	
147	ANA	3-2	W MILLS-(2-4)	Percival-(12-5)	9/12	75-72	4	28.5	48,038*	9/12	3,323,371	
148	ANA	12-7	W KEY-(6-3)	Washburn-(5-3)	9/13	76-72	4	27.5	48,013*	9/13	3,371,381	
149	TEX	1-0	W MILLS-(3-4)	Hernandez-(6-6)	9/14	77-72	4	27.5	41,032	9/14	3,412,422	
150	TEX	4-5	L Benitez-(5-5)	CRABTREE-(5-1)	9/15	77-73	4	27.5	41,363	9/15	3,453,781	
151	BOS	3-4	L Erickson-(15-12)	SABERHAGEN-(14-7)	9/16	77-74	4	27.5	42,676	9/16	3,496,451	
152	BOS	2-3	L Benitez-(5-6)	EDKERSLEY-(4-1)	9/17	77-75	4	28.5	44,565	9/17	3,541,021	
153	NY	5-10	L Guzman-(10-15)	WELLS-(18-4)	9/18	77-76	4	29.5	48,113*	9/18	3,589,131	
154	NY	5-3	W PONSON-(8-8)	Cone-(19-7)	9/19	78-76	4	28.5	48,044*	9/19	3,637,119	
155	NY	4-5	L Johns-(3-3)	HERRANDEZ-(11-4)	9/20	78-77	4	29.5	48,013*	9/20	3,685,119	
156	Tor	1-3	L Erickson-(15-13)	CLEMENS-(20-6)	9/21	78-78	4	29.5	30,260	9/21	2,067,921	
157	Tor	3-7	L Mussina-(13-9)	CARPENTER-(12-7)	9/22	78-79	4	30.5	26,363	9/22	2,094,281	
158	Tor	3-6	L Guzman-(10-16)	ESCOBAR-(7-3)	9/23	78-80	4	32.0	28,147	9/23	2,122,443	
159	Bos	6-9	L Ponson-(8-9)	MARTINEZ-(19-7)	9/24	78-81	4	33.0	30,997	9/24	2,153,431	
160	Bos	3-8	L Fussell-(0-1)	WAKEFIELD-(17-8)	9/25	78-82	4	34.0	32,644	9/25	2,186,073	
161	Bos	5-2	W ERICKSON-(16-13)	SABERHAGEN-(15-8)	9/26	79-82	4	34.0	29,226	9/26	2,215,340	
162	Bos	4-6	L Mussina-(13-10)	Valdez-(1-10)	9/27	79-83	3	35.0	32,158	9/27	2,247,461	

\*—Sellout s—Starter c—Complete game r—Relief w—Winning Pitcher in CAPS  
Orange—Home Game ( )—Games Ahead OPPONENT ALL CAPS—Home game  
Opponent lower case—Away game



## 1998 ORIOLES TRANSACTIONS

January 9, 1998	Norm Charlton (LHP)	Added to 40-man roster
January 19, 1998	Hector Ramirez (RHP)	Designated for assignment
January 20, 1998	Armando Benitez (RHP)	Signed a one-year contract
	Carlos Casimiro (INF)	Agreed to terms on a one-year contract
	Chris Fussell (RHP)	Agreed to terms on a one-year contract
	Charlie Greene (CA)	Agreed to terms on a one-year contract
	Eugene Kingsale (OF)	Agreed to terms on a one-year contract
	Steve Montgomery (RHP)	Agreed to terms on a one-year contract
	Billy Percibal (RHP)	Agreed to terms on a one-year contract
January 28, 1998	Sidney Ponson (RHP)	Agreed to terms on a one-year contract
	Danny Cilyburn (OF)	Agreed to terms on a one-year contract
	Rick Krivda (LHP)	Agreed to terms on a one-year contract
	Everett Stull (RHP)	Agreed to terms on a one-year contract
January 29, 1998	Ozzie Guillen (INF)	Signed to minor league contract with ML invite
February 13, 1998	Rocky Coppinger (RHP)	Signed a one-year contract
February 17, 1998	Julio Moreno (RHP)	Signed a one-year contract
	Jeffrey Hammonds (OF)	Signed a three-year contract through 2000 season
March 5, 1998	Chip Alley (CA)	Reassigned to minor league camp
	Kevin Gallaheer (RHP)	Reassigned to minor league camp
	David Lamb (INF)	Reassigned to minor league camp
	Damell McDonald (OF)	Reassigned to minor league camp
	John Parrish (LHP)	Reassigned to minor league camp
	Francisco Saneaux (RHP)	Reassigned to minor league camp
	Jayson Werth (CA)	Reassigned to minor league camp
March 10, 1998	Eugene Kingsale	Optioned to AA Bowie
	Julio Moreno (RHP)	Optioned to AAA Rochester
	Rocky Coppinger (RHP)	Optioned to AA Bowie
	Billy Percibal (RHP)	Optioned to AA Bowie
	Carlos Casimiro (INF)	Optioned to A Frederick
	Vince Horsman (RHP)	Returned to minor league camp
	Gabe Molina (RHP)	Returned to minor league camp
March 12, 1998	Steve Montgomery (RHP)	Claimed off waivers from LA Dodgers
March 17, 1998	Sidney Ponson (RHP)	Optioned to AAA Rochester
	Chris Fussell (RHP)	Optioned to AA Bowie
	Wady Almonte (OF)	Optioned to AA Bowie
March 20, 1998	Matt Snyder (RHP)	Assigned to minor league camp
	Jim Foster (CA)	Assigned to minor league camp
March 24, 1998	Tony Tarasco (OF)	Claimed off waivers from Cincinnati Reds
	Rick Krivda (LHP)	Claimed off waivers from Cleveland Indians
March 29, 1998	Ozzie Guillen (INF)	Contract purchased from AAA Rochester
	P.J. Forbes (INF)	Assigned to minor league camp
	Charlie Greene (CA)	Assigned to minor league camp
	Doug Johns (LHP)	Assigned to minor league camp
	Ryan Minor (3B)	Assigned to minor league camp
	Nerio Rodriguez (RHP)	Assigned to minor league camp
	Melvin Rosario (CA)	Assigned to minor league camp
	Jesus Tavaréz (OF)	Assigned to minor league camp
April 17, 1998	Mike Mussina (RHP)	Placed on 15-day DL (wart on right index finger)
	Sidney Ponson (RHP)	Recalled from AAA Rochester
April 20, 1998	Brady Anderson (OF)	Placed on 15-day DL (sternoclavicular joint strain/muscle strain in right neck and trapezius area)
	Doug Johns (LHP)	Recalled from AAA Rochester
April 25, 1998	Scott Kamieniecki (RHP)	Placed on 15-day DL (left groin strain/inflammation of the right elbow)
	Nerio Rodriguez (RHP)	Recalled from AAA Rochester
May 1, 1998	Ozzie Guillen (OF)	Given unconditional release
	Charlie Greene (CA)	Recalled from AAA Rochester
May 3, 1998	Mike Mussina (RHP)	Activated from the DL
	Terry Mathews (RHP)	Placed on 15-day DL retroactive to April 30 (inflammation in his right wrist)
May 8, 1998	Brady Anderson (OF)	Activated from the DL
	Doug Johns (LHP)	Placed on 15-day DL (insomnia)
May 12, 1998	Scott Kamieniecki (RHP)	Activated from the DL
	Nerio Rodriguez (RHP)	Optioned to AAA Rochester
May 13, 1998	Scott Erickson (RHP)	Signed to a five-year contract through 2003
May 15, 1998	Bobby Munoz (RHP)	Purchased contract from AAA Rochester
	Charlie Greene (CA)	Optioned to AAA Rochester
May 18, 1998	Mike Mussina (RHP)	Placed on 15-day DL retroactive to May 15 (struck above right eye by line drive)
	Doug Johns (LHP)	Activated from the DL
May 24, 1998	Jimmy Key (LHP)	Placed on 15-day DL retroactive to May 21 (sore left shoulder)
	Nerio Rodriguez (RHP)	Recalled from AAA Rochester
May 26, 1998	Terry Mathews (RHP)	Activated from the DL
	Nerio Rodriguez (RHP)	Optioned to AAA Rochester
May 28, 1998	Nerio Rodriguez (RHP)	Voided option and placed on 15-day DL
May 30, 1998	Scott Kamieniecki (RHP)	Placed on 15-day DL retroactive to May 23 (stiff neck)
	Richie Lewis (RHP)	Purchased contract from AAA Rochester
June 5, 1998	Radhames Dykhoff (LHP)	Purchased contract from AAA Rochester
	Bobby Munoz (RHP)	Outright to AAA Rochester
June 6, 1998	Terry Mathews (RHP)	Placed on 15-day DL retroactive to June 2 (right shoulder stiffness)
	Mike Mussina (RHP)	Activated from the DL
June 7, 1998	Jeffrey Hammonds (OF)	Placed on 15-day DL retroactive to June 3 (back spasms)
	Jesus Tavaréz (OF)	Purchased contract from AAA Rochester
	Everett Stull (RHP)	Transferred from the 15-day to 60-day DL
June 9, 1998	Pete Smith (RHP)	Acquired from San Diego in exchange for RHP Eric Estes
	Eric Estes (RHP)	Traded to San Diego in exchange for RHP Pete Smith
	Richie Lewis (RHP)	Designated for assignment
June 16, 1998	Rich Becker (OF)	Claimed on waivers from the New York Mets
	Jesus Tavaréz (OF)	Designated for assignment
	Danny Cilyburn (OF)	Activated from the DL and optioned to AAA Rochester

June 17, 1998	Terry Mathews (RHP)	Activated from the DL
	Radhames Dykhoff (LHP)	Optioned to AA Bowie
June 30, 1998	Nerio Rodriguez (RHP)	Activated from the DL
	Terry Mathews (RHP)	Designated for assignment
July 2, 1998	Lyle Mouton (OF)	Signed to AAA Rochester contract
July 11, 1998	Jeffrey Hammonds (OF)	Activated from the DL
	Harold Baines (DH)	Placed on 15-day DL (left hamstring strain)
July 13, 1998	Arthur Rhodes (LHP)	Placed on 15-day DL retroactive to July 5 (left elbow strain)
	Joel Bennett (RHP)	Purchased contract from AAA Rochester
July 21, 1998	Joel Bennett (RHP)	Designated for assignment
	P.J. Forbes (INF)	Purchased contract from AAA Rochester
July 24, 1998	Joe Carter (OF)	Traded to San Francisco Giants in exchange for RHP Darin Blood
	Darin Blood (RHP)	Acquired from San Francisco for Joe Carter
	Lyle Mouton (OF)	Purchased contract from AAA Rochester and assigned to AAA Rochester
July 25, 1998	Scott Kamieniecki (RHP)	Activated from the DL
	Roberto Alomar (2B)	Placed on 15-day DL retroactive to July 19 (injured 5 <sup>th</sup> finger sliding)
July 28, 1998	Jimmy Key (LHP)	Activated from the DL
	Norm Charlton (LHP)	Given unconditional release
July 31, 1998	Juan Guzman (RHP)	Acquired from the Toronto Blue Jays in exchange for RHP Nerio Rodriguez and minor league OF Shannon Carter
	Nerio Rodriguez (RHP)	Traded to Toronto Blue Jays with minor league OF Shannon Carter in exchange for RHP Juan Guzman
August 4, 1998	Roberto Alomar (2B)	Activated from the DL
	Harold Baines (DH)	Activated from the DL
	Lyle Mouton (OF)	Optioned to AAA Rochester
	P.J. Forbes (INF)	Optioned to AAA Rochester
August 8, 1998	Bobby Munoz (RHP)	Recalled from AAA Rochester
	Doug Drabek (RHP)	Placed on 15-day DL (strained left hamstring)
August 10, 1998	Willie Greene (OF)	Acquired from Cincinnati Reds in exchange for OF Jeffrey Hammonds
	Jeffrey Hammonds (OF)	Traded to Cincinnati Reds in exchange for OF Willie Greene
August 17, 1998	Arthur Rhodes (LHP)	Activated from the DL
	Bobby Munoz (RHP)	Designated for assignment
August 20, 1998	Jesse Orosco (LHP)	Signed a contract for the year 2000 with a vesting/club option for 2001
August 23, 1998	Jeff Reboulet (INF)	Signed a two-year contract for the 1999 and 2000 seasons
	Scott Kamieniecki (RHP)	Placed on 15-day DL (recurrence of bulging disk in right trapezius region)
	Willis Otanez (3B)	Purchased contract from AAA Rochester
August 28, 1998	Willis Otanez (3B)	Placed on 15-day DL
	Danny Cilyburn (OF)	Recalled from AAA Rochester
September 1, 1998	Doug Drabek (LHP)	Activated from the DL
	Lyle Mouton (OF)	Recalled from AAA Rochester
	Charlie Greene (CA)	Recalled from AAA Rochester
	Eugene Kingsale (OF)	Recalled from AA Bowie
September 7, 1998	Scott Kamieniecki (RHP)	Transferred to 60-day DL
	Willis Otanez (3B)	Transferred to 60-day DL
	Harold Baines (DH)	Agreed to terms for the 1999 season
	Jerry Hairston (SS)	Purchased contract from AA Bowie
	Calvin Pickering (1B)	Purchased contract from AA Bowie
	Chris Fussell (RHP)	Recalled from AAA Rochester
	Rocky Coppinger (RHP)	Recalled from AAA Rochester
	P.J. Forbes (INF)	Recalled from AAA Rochester
September 12, 1998	Ryan Minor (3B)	Purchased contract from AA Bowie
	Melvin Rosario (CA)	Designated for assignment
November 12, 1998	Mike Timlin (RHP)	Signed a 4-year contract
November 19, 1998	Chip Alley (CA)	Added to 40-man roster
	Ivanon Coffie (INF)	Added to 40-man roster
	Jesse Garcia (INF)	Added to 40-man roster
	Carlos Medina (LHP)	Added to 40-man roster
	Gabe Molina (RHP)	Added to 40-man roster
December 1, 1998	Albert Belle (OF)	Signed a five-year contract and added to 40-man roster
	Charles Johnson (CA)	Acquired by New York Mets in three-team trade
	P.J. Forbes (INF)	Given unconditional release
	Wady Almonte (OF)	Outrighted off 40-man roster
	Charlie Greene (CA)	Claimed off waivers by Milwaukee Brewers
December 4, 1998	Delino DeShields (2B)	Signed a three-year contract
	B.J. Surhoff (OF)	Signed a three-year contract
December 5, 1998	Will Clark (1B)	Signed a two-year contract
December 14, 1998	David Lamb (INF)	Selected by Tampa Bay in Rule V Draft
December 17, 1998	Willie Greene (OF)	Designated for assignment
	Doug Linton (RHP)	Signed a AAA contract with ML invite
December 21, 1998	Rich Amaral (INF/OF)	Signed a two-year contract
	Ricky Bones (RHP)	Signed a one-year contract
	Willie Greene (OF)	Not tendered contract
	Jesse Garcia (INF)	Re-assigned to AAA contract with ML invite
	Carlos Medina (LHP)	Re-assigned to AAA contract with ML invite

## 1999 ORIOLES TRANSACTIONS

January 15, 1999	Heathcliff Slocumb	Signed a one-year contract
February 1, 1999	Mike Fetters	Signed to minor league contract with ML invite

# ORIOLES BATTING & PITCHING—1998

BATTING	AVG	G	AB	R	H	2B	3B	HR	RBI	SH	SB	CS	DP	E	SLG	OBP					
Alomar R	.282	147	588	86	166	246	38	1	14	56	3	5	2	59-3	70	18	5	11	418	347	
Anderson B	.236	130	479	84	113	201	28	3	18	51	4	1	15	75-7	21	7	7	4	420	366	
Baines H	.300	103	293	40	88	132	17	0	9	57	0	2	1	32-4	40	0	17	0	451	369	
Becker R	.204	65	113	22	23	33	1	0	3	112	0	2	22-0	34	2	0	6	1	292	343	
Bordick M	.260	148	465	59	121	191	29	1	13	51	15	4	10	39-0	65	6	7	13	6	411	328
Carier J	.247	84	283	36	70	120	15	1	11	34	0	0	2	18-4	48	3	1	7	4	424	297
Clyburn D	.280	10	25	6	7	10	0	0	1	3	0	0	0	1-0	10	0	0	0	400	308	
Davis E	.327	130	452	81	148	263	29	7	28	89	0	7	44-0	108	7	6	13	1	582	388	
Drabek D	.000	1	1	0	0	0	0	0	0	0	0	0	0	0-0	1	0	0	0	200	300	
Erickson S	.000	2	2	2	0	0	0	0	0	0	0	0	0	0-0	0	0	0	0	0	0	0
Forbes P	.100	6	10	0	1	1	0	0	0	2	0	0	0	0-0	0	0	0	0	100	100	
Greene C	.190	9	21	1	4	5	1	0	0	0	0	0	0	0-0	0	0	0	1	0	238	190
Greene W	.154	24	39	8	6	10	1	0	1	5	0	0	0	13-0	10	1	0	2	1	256	365
Guillen O	.063	9	16	2	1	1	0	0	0	0	0	0	0	1-0	2	0	1	1	0	63	118
Hairston J	.000	4	7	2	0	0	0	0	0	0	0	0	0	0-0	1	0	0	2	0	0	0
Hammonds J	.289	56	171	36	46	78	12	6	6	28	0	3	26-1	38	7	2	2	2	456	368	
Holles C	.282	95	267	36	70	127	12	0	15	56	5	4	4	38-0	50	0	1	5	3	476	358
Johns D	1.000	1	2	1	2	2	0	0	0	0	0	0	0	0-0	0	0	0	0	1,000	1,000	
Kingsale E	.000	3	2	1	0	0	0	0	0	0	0	0	0	0-0	1	0	0	0	0	0	0
Minor R	.429	6	14	3	6	7	1	0	0	1	0	0	0	0-0	3	0	0	0	1	500	429
Mouton L	.308	15	39	5	12	20	2	0	2	7	0	0	0	4-0	8	0	0	0	0	513	372
Mussina M	.000	1	2	0	0	0	0	0	0	0	0	0	0	0-0	0	0	0	0	0	0	0
Otanez W	.000	3	5	0	1	1	0	0	0	0	0	0	0	0-0	2	0	0	0	0	0	0
Palmeiro R	.296	162	619	98	183	350	36	1	43	121	0	4	7	79-8	91	11	7	14	9	565	379
Pickering C	.238	9	21	4	5	110	0	2	3	0	0	0	0	0-0	3	0	1	2	1	524	333
Ponson S	.500	2	4	1	2	2	0	0	0	0	0	0	0	0-0	2	0	0	0	0	500	500
Reboullet J	.244	62	127	20	31	40	6	0	1	8	7	1	2	19-0	34	0	1	3	6	315	349
Rhodes A	.500	1	2	0	1	0	0	0	0	0	0	0	0	0-0	1	0	0	0	0	500	500
Ripken C	.271	161	601	65	163	234	27	1	14	61	1	2	4	51-0	68	0	2	8	389	331	
Smith P	.000	1	0	0	0	0	0	0	0	0	0	0	0	0-0	1	0	0	0	0	0	0
Surhoff B	.279	160	573	79	160	262	34	1	22	92	1	10	1	49-9	81	9	7	13	3	457	332
Tavarez J	.182	6	11	2	2	5	0	0	1	1	0	0	0	2-0	3	0	1	0	0	455	308
Webster L	.285	96	309	37	88	134	16	0	10	46	3	1	0	15-0	38	0	10	4	434	317	
TOTAL	.273	783	5565	817	2487	303	214	44	58	903	48	69	34	338							

	162	817	2487	11	783	44	593-30	86	136	447											
OPPONENTS	.272	5535	1505	275	169	46	46	1065	53	86	.338										
	162	785	2345	29	753	50	535-32	182	121	424											
DH	.308	154	616	93	190	291	29	0	24	109	0	4	5	59-4	106	4	3	24	0	472	.371

PITCHER	W	L	ERA	G	GS	CG	SHO	SV	IP	H	R	ER	HR	BB	IBB	SOWP	BK	AVG	
Benítez A	5	6	3.82	71	0	0	0	22	68.1	48	29	29	10	4	39	2	87	0	.196
Bennett J	0	0	4.50	2	0	0	0	0	2	2	1	0	0	0	0	0	0	0	.250
Charlton N	2	1	6.94	36	0	0	0	0	35	46	27	27	5	0	25	0	41	5	.305
Coppinger J	0	0	5.17	6	1	0	0	0	15.2	16	9	9	3	0	7	0	13	0	.246
Drabek D	6	11	7.29	23	21	1	0	0	108.2	138	90	88	20	5	29	2	55	1	.312
Dykhoff R	0	0	18.00	1	0	0	0	0	1	2	2	2	0	0	1	0	0	0	.400
Erickson S	16	13	4.01	36	36	11	2	0	251.1	284	125	112	23	13	69	4	186	4	.281
Fussell C	0	1	8.38	3	2	0	0	0	9.2	11	9	9	1	0	9	1	8	0	.306
Guzman J	4	4	4.23	11	11	0	0	0	66	60	34	31	4	2	33	1	55	5	.241
Johns D	3	3	4.57	31	10	0	0	0	86.2	108	46	44	9	4	32	2	34	3	.321
Kamieniecki S	2	6	6.75	12	11	0	0	0	54.2	67	41	41	7	4	26	0	25	2	.313
Key J	6	3	4.20	25	11	0	0	0	79.1	77	39	37	5	3	23	0	53	1	.128
Lewis R	0	0	15.43	2	1	0	0	0	4.2	8	8	2	0	5	0	4	1	0	.421
Mathews T	0	1	6.20	17	0	0	0	0	20.1	26	15	14	6	0	8	3	10	0	.342
Mills A	3	4	3.74	72	0	0	0	2	77	55	32	32	8	1	50	8	57	4	.203
Munoz B	0	0	9.75	9	1	0	0	0	12	18	13	13	4	1	6	0	6	0	.383
Mussina M	13	10	3.49	29	29	4	2	0	206.1	189	85	80	22	4	41	3	175	10	.242
Orosco J	4	1	3.18	69	0	0	0	0	56.2	46	20	20	6	1	28	1	50	3	.121
Ponson S	8	9	5.27	31	20	0	0	1	135	157	82	79	19	3	42	2	85	4	.193
Rhodes A	4	4	3.51	45	0	0	0	0	77	65	30	30	8	1	34	2	83	1	.133
Rodriguez N	1	3	8.05	6	4	0	0	0	19	25	17	17	0	0	9	0	8	1	.321
Smith P	2	3	6.20	27	4	0	0	0	45	57	31	31	7	0	16	1	29	6	.311
TOTAL	79	83	4.74	162	162	16	10	37	1431.1	1505	785	754	169	46	535	32	1065	51	6.272
OPPONENTS	83	79	4.72	162	162	8	3	51	1431.1	1520	817	752	214	58	593	30	903	36	5.273

## 1998 MAJOR LEAGUE STANDINGS

AL EAST	WON	LOST	PCT.	GB	HOME	ROAD	vs EAST	vs CENT	vs WEST	vs NL
NEW YORK	114	48	.704	-	62-19	52-29	33-13	39-15	29-15	13-3
BOSTON	92	70	.568	22	51-30	41-40	25-23	31-23	27-17	9-7
TORONTO	88	74	.543	26	51-30	37-44	27-21	28-26	24-20	8-7
BALTIMORE	79	83	.488	35	42-39	37-44	19-29	29-25	26-18	5-11
TAMPA BAY	63	99	.389	51	33-48	30-51	16-32	22-32	20-24	5-11
AL CENTRAL	WON	LOST	PCT.	GB	HOME	ROAD	vs EAST	vs CENT	vs WEST	vs NL
CLEVELAND	89	73	.549	-	46-35	43-38	27-27	29-19	23-21	10-6
CHICAGO	80	82	.494	9	44-37	36-45	28-26	26-22	19-25	7-9
KANSAS CITY	72	89	.447	16.5	29-51	43-38	23-31	21-27	19-24	9-7
MINNESOTA	70	92	.432	19	35-46	35-46	24-30	21-27	18-26	7-9
DETROIT	65	97	.401	24	32-49	33-48	19-35	23-25	16-26	7-9
AL WEST	WON	LOST	PCT.	GB	HOME	ROAD	vs EAST	vs CENT	vs WEST	vs NL
TEXAS	88	74	.543	-	48-33	40-41	27-28	33-22	20-16	8-8
ANAHEIM	85	77	.525	3	42-39	43-38	27-28	29-26	19-17	10-6
SEATTLE	76	85	.472	11.5	42-39	34-46	22-33	32-22	15-21	7-9
OAKLAND	74	88	.457	14	39-42	35-46	18-37	30-25	18-18	8-8
N.L. EAST	WON	LOST	PCT.	GB	HOME	ROAD	vs EAST	vs CENT	vs WEST	vs NL
ATLANTA	106	56	.654	-	56-25	50-31	30-18	34-20	33-11	5-7
NEW YORK	88	74	.543	18	47-34	41-40	22-26	33-21	24-20	9-7
PHILADELPHIA	75	87	.463	31	40-41	35-46	21-27	29-25	18-26	7-9
MONTREAL	65	97	.401	41	39-42	26-55	26-22	13-41	20-24	6-10
FLORIDA	54	108	.333	52	31-50	23-58	21-27	12-42	13-31	8-8
N.L. CENTRAL	WON	LOST	PCT.	GB	HOME	ROAD	vs EAST	vs CENT	vs WEST	vs NL
HOUSTON	102	60	.630	-	55-26	47-34	30-15	38-18	24-23	10-4
CHICAGO	90	73	.552	12.5	51-31	39-42	17-18	28-28	30-19	5-8
ST. LOUIS	83	79	.512	19	48-34	35-45	23-22	30-26	26-22	4-8
PITTSBURGH	75	87	.475	25	39-42	36-43	21-29	26-26	20-22	6-7
MILWAUKEE	74	88	.457	28	38-43	36-45	22-23	22-34	22-25	6-6
PITTSBURGH	69	93	.426	33	40-40	29-53	21-24	23-33	19-29	6-7
N.L. WEST	WON	LOST	PCT.	GB	HOME	ROAD	vs EAST	vs CENT	vs WEST	vs NL
SAN DIEGO	98	64	.606	-	54-27	44-37	26-18	35-22	31-17	8-7
SAN FRANCISCO	89	74	.545	9.5	49-32	40-42	28-16	31-27	22-26	6-5
LOS ANGELES	85	75	.530	15	48-33	35-46	21-26	30-25	27-23	4-8
COLORADO	77	85	.475	21	42-39	35-46	24-20	25-33	24-24	4-8
ARIZONA	65	97	.401	33	34-47	31-50	15-29	27-30	18-30	5-5



# ORIOLES PINCH-HITTING STATISTICS

PLAYER	1998					CAREER				
	AVG	AB	H	HR	RBI	AVG	AB	H	HR	RBI
Baines	.167	24	4	0	5	.340	147	50	3	41
Becker*	.176	17	3	0	0	.205	44	9	0	0
Carter*	.214	14	3	0	3	.244	45	11	2	12
Davis	.385	13	5	0	4	.177	62	11	1	10
Webster	.400	10	4	0	1	.193	57	11	0	9
W. Greene*	.125	8	1	0	2	.175	63	11	0	9
Surhoff	.000	7	0	0	0	.176	68	12	0	0
Holles	.333	6	2	1	6	.152	33	5	2	9
Reboullet	.500	6	3	0	0	.277	47	13	1	7
Guillen*	.000	6	0	0	0	.127	55	7	0	5
Hammonds*	.200	5	1	0	1	.333	21	7	0	4
Alomar	.000	4	0	0	0	.200	20	4	0	1
Anderson	.000	3	0	0	0	.214	56	12	0	3
Clyburn	.000	1	0	0	0	.000	2	0	0	0
Forbes	.000	1	0	0	0	.000	1	0	0	0
Mouton	.000	1	0	0	0	.194	36	7	1	5
Minor	1.000	1	1	0	0	1.000	1	1	0	0
Pickering	.000	1	0	0	0	.000	1	0	0	0
Otanez	.000	1	0	0	0	.000	1	0	0	0
Palmeiro	-	0	0	0	1	.167	48	8	2	10
TEAM	.209	129	27	1	23					

\*with Orioles only

# ORIOLES DESIGNATED HITTING STATISTICS

BATTER	1998					CAREER						
	AVG	G	AB	H	HR	RBI	AVG	G	AB	H	HR	RBI
Baines	.308	80	273	84	9	52	.302	1411	4847	1465	199	835
Davis	.335	54	194	65	9	37	.293	69	246	72	9	38
Carter*	.286	32	98	28	5	14	.224	145	602	135	24	85
Palmeiro	.200	3	10	2	0	2	.216	25	74	16	3	9
Alomar	.222	3	9	2	0	1	.291	16	55	16	2	10
Pickering	.222	3	9	2	1	1	.222	3	9	2	1	1
Holles	.125	6	8	1	0	0	.172	46	116	20	3	13
Webster	.200	4	5	1	0	1	.200	6	10	2	0	2
Clyburn	.250	1	4	1	0	0	.250	1	4	1	0	0
Hammonds*	.500	7	4	2	0	1	.429	21	14	6	0	1
Becker*	.333	2	3	1	0	0	.250	3	4	1	0	0
Minor	1.000	1	1	1	0	0	1.000	1	1	1	0	0
Anderson	-	1	0	0	0	0	.331	52	124	41	3	20
W. Greene*	-	1	0	0	0	0	.200	2	5	1	0	0
Kingsale	-	1	0	0	0	0	-	1	0	0	0	0
Mouton	-	2	0	0	0	0	.288	43	111	32	3	13
TEAM	.307	154	618	190	24	109						

\*with Orioles only

# AMERICAN LEAGUE 1998 CLUB HOME RUNS AT EACH PARK

	ANA	BAL	BOS	CWS	CLE	DET	KC	MIN	NY	OAK	SEA	TEX	TOR	NL	'98 TOT	'97 TOT	TOT ALLW.
Anaheim	53	3	5	6	11	6	7	7	4	6	4	12	3	13	147	161	164
Baltimore	6	109	12	11	10	9	7	4	6	10	6	1	4	8	214	196	169
Boston	8	6	93	9	7	13	8	7	7	6	7	10	9	9	205	185	168
Chicago	8	12	7	106	7	9	7	6	1	8	8	4	6	5	198	158	211
Cleveland	10	4	6	8	104	7	13	4	4	4	9	2	3	10	198	220	171
Detroit	6	1	5	6	5	92	10	1	5	3	6	1	8	9	165	176	185
Kansas City	1	2	0	4	2	5	76	1	5	8	6	6	5	134	158	196	
Minnesota	7	1	4	6	5	7	6	2	4	3	9	4	2	4	115	132	180
New York	6	8	8	9	4	6	9	97	12	12	5	14	4	10	207	161	156
Oakland	7	6	3	6	7	6	7	1	71	6	6	5	3	6	149	197	179
Seattle	3	9	5	6	7	11	6	12	10	117	13	6	10	10	234	264	196
Tampa Bay	4	4	3	4	4	4	5	1	3	2	67	4	0	3	111	-	171
Texas	7	8	6	10	1	6	11	12	3	9	7	101	1	11	201	187	164
Toronto	9	9	11	1	4	11	5	8	8	12	4	8	112	12	147	169	-
NL clubs	6	9	8	8	9	13	9	7	11	7	13	5	11	-	123	99	-
98 Totals	141	191	176	200	187	205	186	171	154	218	163	184	189	113	2499	-	2479
97 Totals	210	196	152	151	185	189	182	146	203	233	-	186	110	-	-	2477	-

# ORIOLES VS. OPPONENTS IN 1998

	HOME		ROAD		TOTALS	
	W	L	W	L	W	L
VS. BOSTON	4	2	2	4	6	6
VS. NEW YORK	3	3	0	6	3	9
VS. TAMPA BAY	1	5	4	2	5	7
VS. TORONTO	4	2	1	5	5	7
TOTALS VS. EAST	12	12	7	17	19	29
VS. CLEVELAND	2	3	3	3	5	6
VS. CHICAGO	1	5	1	4	2	9
VS. DETROIT	5	0	5	1	10	1
VS. KANSAS CITY	2	4	3	2	5	6
VS. MINNESOTA	4	1	3	2	7	3
TOTALS VS. CENTRAL	14	13	15	12	29	25
VS. ANAHEIM	3	2	3	3	6	5
VS. OAKLAND	4	2	4	1	8	3
VS. SEATTLE	3	2	3	3	6	5
VS. TEXAS	3	3	3	2	6	5
TOTALS VS. WEST	13	9	13	9	26	18
TOTALS VS. A.L.	39	34	35	38	74	72
VS. ATLANTA	1	2	0	0	1	2
VS. FLORIDA	1	2	0	0	1	2
VS. MONTREAL	0	0	0	3	0	3
VS. NEW YORK	1	1	0	2	1	3
VS. PHILADELPHIA	0	0	2	1	2	1
TOTALS VS. N.L.	3	5	2	6	5	11
OVERALL TOTALS	42	39	37	44	79	83

# 1998 ORIOLES MISCELLANEOUS

## TEAM PITCHING STATISTICS

	ERA	W	L	Sv	SvOp	GS	CG	IP	H	R	ER	HR	TBB	IBB	SO
Total	4.74	79	83	37	55	162	16	1431.1	1505	785	754	169	535	33	1065
Starters	4.89	56	64	0	0	162	16	956.0	1064	548	519	110	298	15	659
Relievers	4.45	23	19	37	55	0	0	475.1	441	237	235	59	237	18	406
Home	4.31	42	39	20	30	81	10	739.0	726	372	354	82	239	15	550
Away	5.20	37	44	17	25	81	6	692.1	779	413	400	87	296	18	515
March	4.00	0	1	0	0	1	0	9.0	8	4	4	0	0	0	11
April	5.21	14	12	7	8	26	2	228.0	254	135	132	34	94	3	166
May	5.09	11	17	5	12	28	3	245.2	259	143	139	29	94	3	197
June	5.54	12	16	5	7	28	3	251.2	295	160	155	43	95	9	192
July	3.61	18	8	10	12	26	3	229.1	214	102	92	17	68	3	143
August	4.07	14	14	5	7	28	3	249.2	237	116	113	17	93	9	180
September	4.91	10	15	5	9	25	2	218.0	238	125	119	29	91	6	176
Grass	4.71	66	67	33	49	133	12	1184.2	1229	648	620	133	434	23	860
Turf	4.89	13	16	4	6	29	4	246.2	276	137	134	36	101	10	205
Day	4.49	26	22	13	20	48	3	427.0	442	227	213	46	158	6	332
Night	4.85	53	61	24	35	114	13	1004.1	1063	558	541	123	377	27	733
vs. Bos	4.37	6	6	6	6	12	0	105.0	112	53	51	11	37	2	77
vs. Ana	4.03	6	5	1	3	11	2	96.0	98	48	43	7	38	2	65
vs. CWS	6.92	2	9	2	3	11	0	95.0	106	76	73	22	46	4	69
vs. Cle	5.19	5	6	1	5	11	1	100.2	100	59	58	10	51	1	67
vs. Det	2.48	10	1	7	7	11	1	98.0	78	28	27	6	25	1	60
vs. KC	4.18	5	6	1	1	11	1	97.0	98	47	45	10	31	3	71
vs. Min	3.70	7	3	4	6	10	1	90.0	94	38	37	5	27	3	73
vs. NYY	5.10	3	9	3	5	12	1	102.1	119	61	58	12	43	2	79
vs. Oak	4.68	8	3	2	3	11	2	98.0	94	51	51	9	37	0	75
vs. Sea	6.03	6	5	3	5	11	0	97.0	111	70	65	17	38	1	85
vs. TB	3.04	5	7	2	3	12	2	106.2	93	39	36	9	29	3	81
vs. Tex	5.57	6	5	3	5	11	0	97.0	115	61	60	12	41	1	72
vs. Tor	5.53	5	7	0	0	12	3	109.0	124	69	67	24	36	4	85
vs. Atl	7.00	1	2	0	0	3	1	27.0	35	21	21	6	9	0	25
vs. Mon	7.50	0	3	0	0	3	0	24.0	33	20	20	2	16	3	15
vs. NYM	4.41	1	3	0	1	4	1	34.2	35	17	17	4	8	1	24
vs. Phi	4.00	2	1	1	1	3	0	27.0	32	12	12	2	15	1	25
vs. Fla	4.33	1	2	1	1	3	0	27.0	28	15	13	1	8	1	17
Pre-All Star	5.17	38	50	18	29	88	9	776.2	859	458	446	108	299	17	598
Post-All Star	4.23	41	33	19	26	74	7	654.2	646	327	308	61	236	16	467

# OPPOSING BATTERS VS. ORIOLES

PITCHING														
	AVG	AB	R	H	2B	3B	HR	RBI	SB	CS	TBB	SO	OBP	SLG
Total	.272	5535	785	1505	275	29	169	783	182	53	535	1065	.338	.424
vs. Left	.268	2533	-	680	127	16	60	326	82	25	265	463	.340	.402
vs. Right	.275	3002	-	825	148	13	109	427	100	28	270	602	.337	.442
Starters	.283	3761	548	1064	195	20	110	478	113	37	298	659	.339	.433
Relievers	.249	1774	237	441	80	9	59	275	69	16	237	406	.337	.404
Home	.259	2800	372	726	136	9	82	355	85	27	239	550	.319	.402
Road	.285	2735	413	779	139	20	87	398	97	26	296	515	.358	.446
None on	.266	3094	-	822	138	13	96	96	0	0	266	590	.328	.412
Runners on	.280	2441	-	683	137	16	73	657	182	53	269	475	.351	.439
None on/out	.279	1374	-	384	63	6	43	43	0	0	101	247	.333	.428
Scoring Position	.275	1462	-	402	86	8	42	572	37	10	205	308	.360	.431
First Half	.283	3040	458	859	151	15	108	441	94	32	299	598	.349	.441
Second Half	.259	2495	327	646	124	14	61	312	88	21	236	467	.325	.393

# 1998 MISCELLANEOUS TEAM BATTING STATISTICS

Total	AVG	AB	R	H	2B	3B	HR	RBI	SB	CS	TBB	SO	OBP	SLG
	.273	5565	817	1520	303	11	214	783	86	48	593	903	.347	.447
vs. Left	AVG	AB	R	H	2B	3B	HR	RBI	SB	CS	TBB	SO	OBP	SLG
vs. Right	.275	3881	-	1068	213	6	142	552	70	34	420	609	.350	.443
Home	AVG	AB	R	H	2B	3B	HR	RBI	SB	CS	TBB	SO	OBP	SLG
Away	.273	2850	433	777	172	5	105	416	54	25	318	491	.349	.447
None on	AVG	AB	R	H	2B	3B	HR	RBI	SB	CS	TBB	SO	OBP	SLG
Runners on	.277	2493	-	691	140	6	89	658	86	48	0.294	423	.353	.445
March	AVG	AB	R	H	2B	3B	HR	RBI	SB	CS	TBB	SO	OBP	SLG
April	.261	873	134	228	49	1	25	126	14	13	105	148	.343	.405
May	.273	974	136	266	57	3	39	133	18	9	91	134	.342	.458
June	.279	988	139	276	52	4	41	134	11	8	84	168	.339	.465
July	.296	892	151	264	51	3	40	144	24	7	103	136	.373	.494
August	.269	963	144	259	50	0	37	137	8	4	124	154	.356	.436
September	.263	845	112	222	42	0	32	108	11	6	86	155	.332	.426
None on/out	AVG	AB	R	H	2B	3B	HR	RBI	SB	CS	TBB	SO	OBP	SLG
Scoring Position	.263	1408	-	371	74	4	46	547	24	13	212	269	.355	.420
ScPos/2 Out	.253	667	-	169	31	0	27	241	11	5	122	130	.376	.421
Close & Late	AVG	AB	R	H	2B	3B	HR	RBI	SB	CS	TBB	SO	OBP	SLG
Bases Loaded	.273	143	-	39	8	0	7	123	13	9	91	159	.330	.409
Batting #1	AVG	AB	R	H	2B	3B	HR	RBI	SB	CS	TBB	SO	OBP	SLG
Batting #2	.249	688	105	171	39	3	19	64	17	6	69	103	.325	.397
Batting #3	.264	640	104	169	48	1	21	80	18	8	80	108	.353	.441
Batting #4	.312	657	118	205	39	2	38	133	8	3	66	118	.374	.551
Batting #5	.306	631	99	193	37	1	40	115	12	7	72	95	.383	.558
Batting #6	.286	616	89	176	27	0	18	76	12	4	70	100	.359	.417
Batting #7	.255	619	78	158	31	2	19	76	3	1	59	84	.323	.404
Batting #8	.289	596	87	172	29	0	24	90	7	8	63	91	.357	.458
Batting #9	.255	573	71	146	24	1	22	95	5	3	61	104	.328	.415
Batting #9	.239	545	66	130	29	1	13	54	4	8	53	100	.314	.367
As p	AVG	AB	R	H	2B	3B	HR	RBI	SB	CS	TBB	SO	OBP	SLG
As c	.333	15	4	5	0	0	0	0	0	0	3	8	.444	.333
As b	.270	566	71	153	29	0	23	93	0	1	44	88	.326	.443
As 2b	.300	631	102	189	38	1	45	123	11	7	79	92	.382	.577
As 3b	.280	650	96	182	37	1	15	63	18	5	64	82	.345	.408
As ss	.274	623	70	171	28	1	14	63	0	2	55	73	.336	.390
As lf	.244	524	63	128	32	1	13	52	6	9	49	83	.319	.384
As cf	.282	616	84	174	36	1	25	100	9	8	53	95	.335	.466
As rf	.242	621	105	150	36	5	25	70	28	7	94	119	.355	.436
All OF	.265	604	106	160	35	1	29	95	10	5	77	128	.350	.470
As dh	.263	1841	295	484	107	7	79	265	47	20	224	342	.347	.457
As ph	.309	586	86	181	27	0	24	101	4	1	54	101	.370	.478
As pr	.186	97	10	18	3	0	1	15	0	0	16	28	.300	.247
All DH	.000	0	17	0	0	0	0	0	0	2	0	0	.000	.000
As ph for dh	.307	618	93	190	29	0	24	109	4	3	59	107	.370	.471
All PH	.281	32	3	9	2	0	0	8	0	1	5	6	.378	.344
Grass	.209	129	13	27	5	0	1	23	0	1	21	34	.318	.271
Turf	AVG	AB	R	H	2B	3B	HR	RBI	SB	CS	TBB	SO	OBP	SLG
Day	.275	4550	666	1253	243	9	177	637	70	43	481	720	.349	.449
Night	.263	1015	151	267	60	2	37	146	16	5	112	183	.339	.435
Innings 1-6	AVG	AB	R	H	2B	3B	HR	RBI	SB	CS	TBB	SO	OBP	SLG
Inning 7+	.267	1638	236	438	91	3	54	218	26	14	186	271	.346	.426
vs. Bos	.276	3927	581	1082	212	8	160	565	60	34	407	632	.347	.456
vs. Ana	.275	3772	556	1036	200	7	141	526	70	32	409	584	.349	.444
vs. CWS	.270	1793	261	484	103	4	73	257	16	16	184	319	.341	.454
vs. Cle	.254	401	46	102	14	0	20	46	8	1	32	66	.310	.439
vs. Det	.283	378	60	107	34	1	12	58	9	5	63	71	.388	.474
vs. KC	.216	356	44	77	13	0	17	42	2	3	35	59	.290	.396
vs. Min	.292	397	66	116	16	1	17	64	8	3	46	67	.368	.466
vs. NYN	.262	363	63	95	12	2	13	55	1	6	48	66	.356	.413
vs. Oak	.249	362	56	90	16	0	15	55	3	4	47	54	.338	.417
vs. Sea	.295	359	59	106	24	0	19	56	2	1	31	40	.351	.521
vs. TB	.271	398	43	108	19	1	11	42	11	2	33	52	.333	.407
vs. Tex	.293	379	61	111	22	0	14	59	7	5	38	56	.360	.462
vs. Tor	.272	382	65	104	19	2	23	62	4	2	35	82	.333	.513
vs. Wsh	.231	398	45	92	17	0	12	44	5	3	45	65	.322	.364
vs. Atl	.342	403	74	138	38	1	6	71	10	6	54	53	.421	.486
vs. Fla	.295	451	71	133	27	2	17	69	9	2	43	75	.357	.477
vs. Phi	.202	89	8	18	2	0	4	6	1	1	8	16	.283	.360
Pre-All Star	.225	102	9	23	3	0	3	9	2	1	6	23	.279	.343
Post-All Star	.307	137	15	42	11	0	5	15	1	2	6	21	.349	.496
	.287	101	13	29	8	0	3	11	1	0	7	9	.339	.455
	.266	109	19	29	8	1	3	19	2	1	16	28	.357	.440

# ORIOLES VS. OPPONENTS



Texas' Juan Gonzalez won American League Most Valuable Player in 1998

Orioles vs.  
Opponents



## WON-LOST RECORDS VS. EACH OPPONENT

1954-1998

VS. OPPONENT	HOME			ROAD			TOTAL		
	W	L	PCT	W	L	PCT	W	L	PCT
Anaheim-1	152	95	.615	131	121	.520	283	216	.567
Atlanta	1	2	.333	3	0	1.000	4	2	.667
Boston	182	177	.507	157	197	.444	339	374	.475
Chicago	177	140	.558	150	167	.473	327	307	.518
Cleveland	186	171	.521	166	191	.465	352	362	.493
Detroit	196	163	.546	185	180	.507	381	343	.526
Florida	1	2	.333	0	3	.000	1	5	.167
Kansas City	102	68	.600	85	84	.503	187	152	.552
Milwaukee	109	74	.596	107	84	.560	216	158	.578
Minnesota	139	100	.582	123	123	.500	262	223	.540
Montreal	2	2	.333	0	3	.000	1	5	.167
New York Mets	2	3	.400	0	2	.000	2	5	.286
New York Yankees	180	178	.503	168	194	.464	348	372	.483
Oakland	97	85	.533	109	82	.571	206	167	.552
Philadelphia	3	0	1.000	2	1	.667	5	1	.833
Seattle	75	52	.591	67	57	.540	142	109	.566
Tampa Bay	1	5	.167	4	2	.667	5	7	.417
Texas	84	65	.564	94	55	.631	178	120	.597
Toronto	81	60	.574	63	72	.467	144	132	.522

(Figures include only teams at present locations)

\* Tie games: The Orioles have played 10 tie games, all in Baltimore (one each in '96 and '82, and 8 others between '55 and '84). Most were Baltimore curfew related. Those curfews, which prohibited starting an inning after 11:59 p.m. six days a week and required the immediate suspension of play at 11:59 p.m. on Saturdays, are no longer in effect.

Tie games were played against: Chicago-4, Kansas City A's-2, Milwaukee-1, New York-1, Oakland-1 and Texas-1

Legend: 1-includes Los Angeles, '61-'65; and California, '66-'98

## ORIOLES WON LOST RECORDS IN DIFFERENT BALLPARKS

ANAHEIM	Wrigley Field, LA (6-4, '61)...Dodger Stadium (15-20, '62-'65)...Anaheim Stadium/Edison International Field (110-97, '66-'98, and 1-1 in '79 ALCS).
ATLANTA	Turner Field (3-0, '97).
BOSTON	Fenway Park (157-197, '54-'98).
CHICAGO	Old Comiskey Park (129-144, '54-'90, including 2-0 in '83 ALCS)...New Comiskey Park (19-23, '91-'98)...Milwaukee County Stadium (2-0, 5/28/68 & 9/1/69).
CLEVELAND	Municipal Stadium (157-173, '54-'93)...Jacobs Field (9-18, '94-'98, including 1-1 in '96 Division Series and 1-2 in '97 ALCS).
DETROIT	Tiger Stadium (185-180, '54-'98).
FLORIDA	Pro Player Stadium (0-3, '97).
KANSAS CITY	Municipal Stadium vs. both A's and Royals (93-71, '54-'67 and '69-'72; vs. Royals only, 17-7, '69-'72)...Ewing Kauffman Stadium (68-77, '73-'98).
MILWAUKEE	County Stadium (107-84 vs. Brewers, '70-'97; 2-0 vs. Chicago White Sox, 5/28/68 and 9/1/69).
MINNESOTA	Metropolitan Stadium (77-68, '61-'81, including 3-0 in the '69 and '70 ALCS)...Hubert H. Humphrey Metrodome (46-55, '82-'98).
MONTREAL	Olympic Stadium (0-3, '98).
NEW YORK	Yankee Stadium (91-100, '54-'73)...New Yankee Stadium (68-85, '76-'98, including 1-1 in 1996 ALCS)...Shea Stadium (9-9 vs. Yankees in '74 and '75; 0-2 vs. Mets, and 0-3 in '69 World Series).
OAKLAND	Oakland-Alameda County Coliseum (109-82, '68-'98; 3-3 in the '71, '73 and '74 ALCS).
PHILADELPHIA	Connie Mack Stadium (2-9, '54)...Veterans Stadium (2-1, '98).
SEATTLE	Sicks' Stadium (5-1, '69)...Kingdome (67-57, '77-'98 and 2-0 in '97 Division Series).
TAMPA BAY	Tropicana Field (4-2, '98).
TEXAS	Arlington Stadium (81-46, '72-'93)...The Ballpark in Arlington (13-9, '94-'98).
TORONTO	Exhibition Stadium (35-41, '77-'88)...SkyDome (28-31, '89-'98).
WASHINGTON	Griffith Stadium vs. both DC franchises (51-34, '54-'61) - 44-33 vs. original Senators and 7-1 vs. expansion Senators...Robert F. Kennedy Stadium (58-32, '62-'71)... NOTE: The Orioles had a combined overall record of 224-126 (.640) vs. the two Washington franchises and 109-66 (.623) in Washington only.

## ORIOLES WON-LOST RECORDS VS. MULTI-CITY FRANCHISES

ANAHEIM	Los Angeles (49-41, '61-'65)...Anaheim (234-175, '66-'98, not including 3-1 in the 1979 ALCS).
MILWAUKEE	Seattle Pilots (9-3, '69)...Brewers (216-158, '70-'97).
MINNESOTA	Washington Senators (89-65, '54-'60)...Twins (262-223, '61-'98, not including 6-0 in '69 and '70 ALCS).
OAKLAND	Philadelphia A's (10-12, '54)...Kansas City A's (151-104, '55-'67)...Oakland A's (206-167, '68-'98, not including 3-3 in '71, '73 and '74 ALCS).
TEXAS	Washington Senators (135-61, '61-'71)...Texas Rangers (178-120, '72-'98).

## ORIOLES VS. OPPONENTS

### ANAHEIM ANGELS

2000 Gene Autry Way  
Edison International Field (1966)  
Anaheim, CA 92806  
Seating Capacity: 45,050  
(714) 940-2000  
Dimensions (L-R): 365-408-365

Orioles Hotel in Anaheim: Doubletree (714) 634-4500  
Angels Hotel in Baltimore: Renaissance Harborplace (410) 547-1200  
Vice President/Communications: Tim Mead  
Manager/Baseball Information: Larry Babcock  
Traveling Secretary: Tom Taylor  
Manager: Terry Collins

### 1998 RESULTS

Orioles won series, 6-5

Date	At	W/L	Score
4/20	ANA	L	3-4
4/21	ANA	W	8-3
4/22	ANA	L	6-7
4/27	BAL	L	1-3
4/28	BAL	L	5-6
7/17	ANA	W	4-1
7/18	ANA	L	3-8
7/19	ANA	W	7-4
9/11	BAL	W	8-3
9/12	BAL	W	3-2
9/13	BAL	W	12-7

### 1999 SCHEDULE

Date	At	Time
5/18	BAL	7:05 PM
5/19	BAL	7:05 PM
5/20	BAL	7:05 PM
5/25	ANA	10:05 PM
5/26	ANA	10:35 PM
5/27	ANA	10:05 PM
7/23	BAL	7:35 PM
7/24	BAL	4:05 PM
7/25	BAL	1:35 PM
9/17	ANA	10:05 PM
9/18	ANA	10:05 PM
9/19	ANA	8:05 PM

(eastern standard times)

### SWEEPS

Last BAL sweep at home:	3 game: 9/11-9/12/98
4 game: 9/24-9/26/95	
Last BAL sweep at ANA:	3 game: 8/31-9/2/93
4 game: Never	
Last ANA sweep at BAL:	3 game: Never
4 game: Never	
Last ANA sweep at ANA:	3 game: 5/28-5/30/93
4 game: Never	

## ALL-TIME SERIES RESULTS

Year	Home	Road	Total	Year	Home	Road	Total	Year	Home	Road	Total
1961	2-6	6-4	8-10	1974	4-2	3-3	7-5	1987	4-2	5-1	9-3
1962	6-3	2-7	8-10	1975	2-4	4-2	6-6	1988	3-3	2-4	5-7
1963	6-3	3-6	9-9	1976	4-2	4-2	8-4	1989	4-2	2-4	6-6
1964	6-3	5-4	11-7	1977	5-1	0-5	5-6	1990	4-2	3-3	7-5
1965	8-2	5-3	13-5	1978	2-3	2-3	4-6	1991	3-3	3-3	6-6
1966	6-3	6-3	12-6	1979	5-1	4-2	9-3	1992	4-2	4-2	8-4
1967	2-4	4-7	6-11	1980	4-2	6-0	10-2	1993	4-2	3-3	7-5
1968	5-4	5-4	10-8	1981	3-3	3-3	6-6	1994	3-3	5-1	8-4
1969	3-3	3-3	6-6	1982	3-3	4-2	7-5	1995	4-2	5-2	9-4
1970	4-2	3-3	7-5	1983	4-2	3-3	7-5	1996	3-3	3-3	6-6
1971	4-2	3-3	7-5	1984	5-1	3-3	8-4	1997	5-1	2-3	7-4
1972	4-2	2-4	6-6	1985	4-2	3-3	7-5	1998	3-2	3-3	6-5
1973	3-3	3-3	6-6	1986	4-2	2-4	6-6	<b>Total</b>	<b>152-95</b>	<b>131-121</b>	<b>283-216</b>

Best Season Series Record: 10-2, 1980

Worst Season Series Record: 6-11, 1967

Most Runs, game by Baltimore: 17, 17-3; 8/26/85

Most Runs, game by Anaheim: 16, 16-8; 5/4/83

Longest winning streak: 12, 7/19/79-8/28/80

Longest losing streak: 5, twice, 5/11/77-8/7/77 and 7/29/78-8/20/78

Current Streak: 4 wins, 7/19 - 9/13/98

Largest crowd at Memorial: 51,382, 7/21/79

Largest crowd at OPACY: 48,038, 9/12/98

Largest crowd at Anaheim Stadium: 63,073, 4/23/83

1998 HIGHLIGHTS: The Orioles won the season series against Anaheim, 6-5...It marked the 10th straight year and 18th time in the last 19 years the Birds have finished .500 or better against the Angels...The O's win in the series opener on 7/17 extended their winning streak to nine games after the All-Star Break...The Orioles swept a three-game series in Baltimore 9/11-13...On 9/12, the O's trailed 2-0 going into the bottom of the ninth inning, when Mike Bordick hit a two-run home run to tie the game...Three batters later, Eric Davis singled in Brady Anderson for the winning run...The next day the Orioles blew a 6-1 lead, but rallied for five runs in the final two innings for a 12-7 win...Scott Erickson pitched two complete games against the Angels last season and is 14-3 lifetime against them.

ALL-TIME SERIES NOTES: The Angels have won the season series with the Orioles only six times in 38 years, with nine ties between the two teams...Cal Ripken played in his 2,131st consecutive game against the Angels at Camden Yards on 9/6/95, breaking Lou Gehrig's record...Ripken tied the record against the Angels the night before and hit a home run in each game...The Orioles and Angels played before 63,073 fans on 4/23/83, marking the largest regular season attendance for a night game at Anaheim Stadium...John Lowenstein hit a pinch-hit home run in the 10th inning of Game 1 of the '79 ALCS, giving the Orioles a 6-3 win over the Angels...The Birds went on to defeat California 3 games to 1 in the series...Nolan Ryan pitched his fourth career no-hitter against the Orioles on 6/1/75...Bo Belinsky tossed a no-hitter against the Birds on 5/6/62...The Angels (then called the Los Angeles Angels) defeated the Orioles 7-2 at Memorial Stadium in their inaugural game on 4/11/61.

Orioles vs.  
Opponents

4 Yawkey Way  
Fenway Park (1912)

## BOSTON RED SOX

Boston, MA 02215  
Seating Capacity: 33,871

(617) 267-9400  
Dimensions (L-R): 310-390-302

Orioles Hotels in Boston: TBD  
1st trip - Swissotel (617) 451-2600  
2nd trip - TBD

Red Sox Hotel in Baltimore: Renaissance Harborplace (410) 547-1200

Director of Communications and Baseball Information: Kevin Shea

Communications & Credentials Coordinator: Kate Gordon

Traveling Secretary: Jack McCormick

Manager: Jimmy Williams

## 1998 RESULTS

Tied series, 6-6

Date	At	W/L	Score
6/3	BOS	W	3-0
6/4	BOS	L	1-9
7/9	BAL	W	3-2
7/10	BAL	W	3-2
7/11	BAL	W	2-1
7/12	BAL	W	11-7
9/16	BAL	L	3-4
9/17	BAL	L	2-3
9/24	BOS	L	6-9
9/25	BOS	L	3-8
9/26	BOS	W	5-2
9/27	BOS	L	4-6

## 1999 SCHEDULE

Date	At	Time
6/22	BAL	7:35 PM
6/23	BAL	7:35 PM
6/24	BAL	7:35 PM
7/21	BOS	7:05 PM
7/22	BOS	7:05 PM
9/24	BOS	7:05 PM
9/25	BOS	4:05 PM
9/26	BOS	1:05 PM
10/1	BAL	7:05 PM
10/2	BAL	1:00 PM
10/3	BAL	1:35 PM

(eastern standard times)

## SWEEPS

Last BAL sweep at home:

3 game: 9/2-9/4/74  
4 game: 7/9-7/12/98

Last BAL sweep at BOS:

3 game: 6/10-6/12/94  
4 game: 9/29-10/1/80

Last BOS sweep at BAL:

3 game: 6/8-6/10/87  
4 game: 6/20-6/23/77

Last BOS sweep at BOS:

3 game: 6/22-6/24/90  
4 game: 8/10-8/13/95

## CHICAGO WHITE SOX

333 W. 35th St.  
Comiskey Park (1991)

Chicago, IL 60616  
Seating Capacity: 44,321

(312) 674-1000  
Dimensions: 347-400-347

Orioles Hotel in Chicago: Westin (312) 943-7200

White Sox Hotel in Baltimore: Renaissance Harborplace (410) 547-1200

Director of Public Relations: Scott Reifert

Manager of Public Relations: Bob Beghtol

Manager of Team Travel: Ed Cassin

Manager: Jerry Manuel

## 1998 RESULTS

White Sox won series, 9-2

Date	At	W/L	Score
4/14	BAL	W	4-3
4/15	BAL	L	6-7
4/16	BAL	L	2-8
4/29	CHI	L	7-16
4/30	CHI	W	4-1
8/25	CHI	L	1-4
8/26	CHI	L	5-12
8/27	CHI	L	4-7
8/31	BAL	L	1-4
9/1	BAL	L	5-9
9/2	BAL	L	2-3

## 1999 SCHEDULE

Date	At	Time
5/4	BAL	7:05 PM
5/5	BAL	7:05 PM
5/6	BAL	3:05 PM
6/17	CHI	8:05 PM
6/18	CHI	4:05 PM
6/19	CHI	7:05 PM
6/20	CHI	2:05 PM
8/20	BAL	7:35 PM
8/21	BAL	7:05 PM
8/22	BAL	1:35 PM

(eastern standard times)

## SWEEPS

Last BAL sweep at home:

3 game: 5/17-5/18/83  
4 game: 7/19-7/22/90

Last BAL sweep at CWS:

3 game: 5/22-5/24/89  
4 game: 7/6-7/9/95

Last CWS sweep at BAL:

3 game: 8/31-9/2/98  
4 game: 8/17-8/19/54

Last CWS sweep at CWS:

3 game: 8/25-8/27/98  
4 game: 6/18-6/21/56

## ALL-TIME SERIES RESULTS

Year	Home	Road	Total	Year	Home	Road	Total
1954	6-5	5-6	11-11	1970	8-1	5-4	13-5
1955	3-8	5-6	8-14	1971	6-3	3-6	9-9
1956	4-7	2-9	6-16	1972	4-5	3-6	7-11
1957	5-6	3-8	8-14	1973	4-5	3-6	7-11
1958	6-5	4-7	10-12	1974	4-5	6-3	10-8
1959	5-6	3-8	8-14	1975	3-6	6-3	9-9
1960	8-3	8-3	16-6	1976	5-4	2-7	7-11
1961	8-1	3-6	11-7	1977	2-5	4-3	6-8
1962	5-4	3-6	8-10	1978	5-3	2-5	7-8
1963	4-5	3-6	7-11	1979	4-2	4-3	8-5
1964	7-2	4-5	11-7	1980	3-4	5-1	8-5
1965	6-3	5-4	11-7	1981	1-1	1-1	2-2
1966	4-5	8-1	12-6	1982	3-4	1-5	4-9
1967	4-5	6-3	10-8	1983	3-3	5-2	8-5
1968	6-3	3-6	9-9	1984	2-5	4-2	6-7
1969	6-3	4-5	10-8	1985	1-5	4-3	5-8

Best Season Series Record: 16-6, 1960

Worst Season Series Record: 1-12, 1987

Most Runs, game by Baltimore: 16 (4 times),  
most recent, 16-4: 6/11/93

Most Runs, game by Boston: 16, 16-5: 5/3/57

Longest winning streak: 8, 4/27/60-5/30/60

Longest losing streak: 11, 9/25/76-6/23/77

Current streak: 1 loss, 9/27/98

Largest crowd at Memorial: 52,161, 4/3/89

Largest crowd at OPACY: 48,244, 7/11/98

Largest crowd at Fenway Park: 35,866, 8/4/75

1998 HIGHLIGHTS: The Orioles and Red Sox split the season series, 6-6...The Birds began the second half with a four-game sweep of the Red Sox at Camden Yards, cutting their wild card lead from 15 1/2 to 11 1/2 games over the Orioles...The O's won the first three games of the series by one run and rallied for an 11-7 win in the final game...Jesse Orosco picked up two wins and a save in the series and did not allow a run in 4.1 innings against Boston on the season...The series drew 192,494, the largest four-date series in Oriole Park history...The Red Sox ended the O's slim wild card hopes when they came to Baltimore in September and won a pair of one-run games...The Sox took three of four games against the Orioles in Boston on the final weekend of the season, wrapping up the wild card in the first game of the series...B.J. Surhoff had two multi-home run games in the series.

ALL-TIME SERIES NOTES: On 4/26/97 against the Red Sox, Roberto Alomar became the first Oriole player to hit three home runs in a game at Camden Yards...Eddie Murray hit his 304th career home run against Boston on 9/12/87, surpassing Boog Powell on the Orioles all-time home run list...The record stood until '96, when Cal Ripken broke Murray's record...Tom Phoebus pitched a no-hitter against Boston on 4/27/68...Boog Powell homered three times at Fenway Park on 8/15/66...Frank Robinson hit a home run in his first game as an Oriole, a 5-4 win over the Red Sox in the season opener on 4/12/66...The Orioles allowed 12 runs in one inning against Boston on 8/10/65, and it stood as a club record until '96...Ted Williams hit a home run in the final at-bat of his career, against the Orioles' Jack Fisher on 9/28/60 in Fenway Park.

## ALL-TIME SERIES RESULTS

Year	Home	Road	Total	Year	Home	Road	Total	Year	Home	Road	Total
1954	3-8	4-7	7-15	1970	5-1	4-2	9-3	1986	6-0	3-3	9-3
1955	5-6	5-6	10-12	1971	5-1	3-3	8-4	1987	2-4	6-0	8-4
1956	5-6	5-6	10-12	1972	5-1	3-3	8-4	1988	2-3	2-4	4-7
1957	6-5	3-8	9-13	1973	5-1	3-3	8-4	1989	2-4	4-2	6-6
1958	6-5	3-8	9-13	1974	4-2	1-5	5-7	1990	4-2	2-4	6-6
1959	6-5	5-6	11-11	1975	4-1	3-3	7-4	1991	1-5	3-3	4-8
1960	8-3	5-6	13-9	1976	4-2	4-2	8-4	1992	3-3	3-3	6-6
1961	7-2	4-5	11-7	1977	3-2	2-3	5-5	1993	2-4	2-4	4-8
1962	5-4	4-5	9-9	1978	4-1	4-0	8-1	1994	1-2	1-2	2-4
1963	4-5	3-6	7-11	1979	4-2	4-1	8-3	1995	2-1	4-0	6-1
1964	4-5	6-3	10-8	1980	4-2	2-4	6-6	1996	2-4	2-4	4-8
1965	5-4	4-5	9-9	1981	3-3	0-3	3-6	1997	2-3	3-3	5-6
1966	3-6	6-3	9-9	1982	5-1	0-6	5-7	1998	1-5	1-4	2-9
1967	3-5	4-6	7-11	1983	4-2	3-3	7-5	Total	177-140	150-167	327-307
1968	6-3	5-4	11-7	1984	4-2	3-3	7-5				
1969	4-2	5-1	9-3	1985	4-2	4-2	8-4				

Best Season Series Record: 8-1, 1978

Worst Season Series Record: 2-9, 1998

Most Runs, game by Baltimore: 18, 18-2 (4/29/70)

Most Runs, game by Chicago: 18, 18-5 (4/23/81)

Longest winning streak: 9, twice, most recent 9/4/77-9/2/78

Longest losing streak: 9, 5/1/58-6/21/58

Current streak: 6 losses, 8/25-9/2/98

Largest crowd at Memorial: 51,327, 4/2/84

Largest crowd at OPACY: 48,093, 4/16/98

Largest crowd at Old Comiskey: 48,952, 9/4/77

Largest crowd at New Comiskey: 43,589, 5/28/94

1998 HIGHLIGHTS: The Orioles went 2-9 against the White Sox in '98, marking their worst season series record against Chicago...It was the 10th time in 11 years that Chicago finished .500 or better against the Orioles...The O's won their first game against the White Sox in Baltimore to bring their record to 10-2 on the season, but then dropped the final two games...Mike Mussina left the game against the ChiSox on 4/16 with a wart on the index finger of his right hand and was placed on the disabled list the next day...In the first game of a two-game series in Chicago on 4/29, Albert Belle and Wil Cordero combined for four of the White Sox six home runs as they defeated the Birds, 16-7...Belle batted .378 with six home runs and 16 RBI against the Orioles last year...The Orioles returned to Comiskey Park in late August with a record of 31-11 since the All-Star Break, but were swept by the Sox and lost two games in the wild card standings...A week later the White Sox swept a three-game series in Baltimore to extend the Orioles losing streak to a season-high 10 games...The Orioles batted .216 against Chicago, lowest against all American League opponents.

ALL-TIME SERIES NOTES: The Orioles trailed Chicago in the wild card race for most of the '96 season before taking two of three from the White Sox in Baltimore, 9/10-12, and moved into the lead which they would keep the remainder of the season...Wilson Alvarez pitched a no-hitter against the Orioles on 8/11/91...The Orioles defeated the White Sox 9-0 at Comiskey Park on 4/29/88 for their first win of the season, snapping their 21-game losing streak...Eddie Murray became the first player in history to hit home runs from both sides of the plate in consecutive games, 5/8-9 at Comiskey Park...The Birds defeated the White Sox 3 games to 1 in the '83 ALCS...Mike Boddicker struck out a then-record 14 batters in Game 2 of the series...The Orioles beat the White Sox 17-0 on 7/27/69, marking the O's largest margin of victory...Brooks Robinson hit for the cycle on 7/15/60 against Chicago...He had five hits, including two singles...Jim Wilson and Dick Donovan combined to shutout the Orioles in both ends of a doubleheader on 6/15/68...In a five year span between '55-'59, Chicago and Baltimore played four tie games at Memorial Stadium...Three games were suspended by curfew and the game on 8/6/59 was called after 18 innings...The same year, the two clubs also played a pair of 17-inning games (6/4 & 7/25).

Orioles vs.  
Opponents



2401 Ontario Street  
Jacobs Field (1994)

## CLEVELAND INDIANS

Cleveland, OH 44115  
Seating Capacity: 43,863

(216) 420-4200  
Dimensions (L-R): 325-405-325

Orioles Hotel in Cleveland: Marriott (216) 696-9200  
Indians Hotel in Baltimore: Renaissance Harborplace (410) 547-1200  
Director of Media Relations: Bart Swain  
Manager of Media Relations, Administration & Credentials: Susie Giuliano  
Traveling Secretary: Mike Seghi  
Manager: Mike Hargrove

## 1998 RESULTS

Indians win series, 6-5

Date	At	W/L	Score
5/5	CLE	L	5-6
5/6	CLE	L	5-14
5/13	BAL	W	8-1
5/14	BAL	L	4-5
8/13	CLE	W	7-4
8/14	CLE	W	15-3
8/15	CLE	W	9-8
8/16	CLE	L	3-5
8/21	BAL	L	3-6
8/22	BAL	W	6-3
8/23	BAL	L	1-4

## 1999 SCHEDULE

Date	At	Time
5/10	CLE	7:05 PM
5/11	CLE	7:05 PM
5/12	CLE	7:05 PM
8/13	CLE	7:05 PM
8/14	CLE	1:15 PM
8/15	CLE	8:05 PM
9/3	BAL	7:05 PM
9/4	BAL	1:15 PM
9/5	BAL	1:35 PM
9/6	BAL	1:35 PM

(eastern standard times)

## SWEEPS

Last BAL sweep at home:	
3 game:	8/6-8/8/93
4 game:	5/26-5/29/72
Last BAL sweep at CLE:	
3 game:	4/10-4/12/87
4 game:	9/24-9/26/71
Last CLE sweep at CLE:	
3 game:	9/8-9/10/95
4 game:	4/8-4/11/88
Last CLE sweep at BAL:	
3 game:	4/15-4/17/88
4 game:	5/10-5/12/68

## ALL-TIME SERIES RESULTS

Year	Home	Road	Total	Year	Home	Road	Total	Year	Home	Road	Total
1954	3-8	0-11	3-19	1970	7-2	7-2	14-4	1986	2-4	2-5	4-9
1955	2-9	1-10	3-19	1971	6-3	7-2	13-5	1987	3-4	4-2	7-6
1956	3-8	2-9	5-17	1972	5-4	3-6	8-10	1988	3-3	1-6	4-9
1957	5-5	4-7	9-12	1973	5-4	7-2	12-6	1989	4-3	3-3	7-6
1958	7-4	3-7	10-11	1974	6-3	6-3	12-6	1990	2-4	4-3	6-7
1959	5-6	5-6	10-12	1975	4-4	6-4	10-8	1991	4-3	3-3	7-6
1960	6-5	8-3	14-8	1976	4-5	3-6	7-11	1992	3-3	4-3	7-6
1961	5-4	4-5	9-9	1977	8-0	3-4	11-4	1993	5-2	3-3	8-5
1962	5-4	6-3	11-7	1978	5-2	4-4	9-6	1994	2-4	2-2	4-6
1963	4-5	6-3	10-8	1979	4-3	4-2	8-5	1995	2-4	0-6	2-10
1964	2-7	6-3	8-10	1980	3-3	3-4	6-7	1996	3-3	2-4	5-7
1965	7-1	3-7	10-8	1981	2-2	2-0	4-2	1997	4-2	2-3	6-5
1966	5-4	3-6	8-10	1982	2-4	4-3	6-7	1998	2-3	3-3	5-6
1967	4-5	5-4	9-9	1983	3-4	3-3	6-7	Total	186-171	166-191	352-362
1968	3-6	4-5	7-11	1984	4-2	3-4	7-6				
1969	8-1	5-4	13-5	1985	5-2	3-3	8-5				

Best Season Series Record: 14-4, 1970  
Worst Season Series Record: 3-19, 1954 and 1955  
Most Runs, game by Baltimore: 19, 19-6: 8/28/57  
Most runs, game by Cleveland: 14, three times, most recent 5/6/98-14-5  
Longest winning streak: 10, 9/24/69-7/1/70  
Longest losing streak: 17, 5/21/54-9/5/54  
Current streak: 1 loss - 8/23/98  
Largest crowd at Memorial: 52,292, 4/7/86  
Largest crowd at OPACY: 48,374, 8/21/98  
Largest crowd at Cleveland Stadium: 64,540, 4/10/87  
Largest crowd at Jacobs Field: 43,238, 8/15/98

1998 HIGHLIGHTS: Cleveland won the season series, 6-5...In the second game of a two-game series at Camden Yards on 5/14, Mike Mussina was struck by a line drive off the bat of Sandy Alomar, causing a laceration above his right eye and a displaced nose fracture...Mussina went on the disabled list for the second time and from that point on, the Orioles lost 32 of the final 50 games of the first half...The teams' four-game series at Jacobs Field in August featured two extra-inning, game-winning home runs by the Orioles...In the series opener, the O's overcame an early four-run deficit and won on a three-run home run by Rafael Palmeiro in the 12th inning...On 8/14, Chris Hoiles became the ninth player in major league history to hit two grand slams in one game as the Orioles defeated the Indians, 15-3...The next day, Brady Anderson hit a home run in the 10th inning to give the O's a 9-8 win...The 8/21 game against the Indians drew 48,374, the largest crowd in Oriole Park history, and the series drew 144,784, the largest three-date series in OPACY history...On 8/21, Cal Ripken collected his 2,849th hit, surpassing Brooks Robinson for first on the Orioles' all-time hit list.

ALL-TIME SERIES NOTES: The Orioles and Indians split back-to-back doubleheaders, 9/15-16/97...The Indians defeated the Orioles 4 games to 2 in the '97 ALCS, with all four of Cleveland's victories by one run...Mike Mussina struck out an ALCS record 15 batters in Game 3 of the series...In '96, the Orioles defeated the Indians in the Division Series, 3 games to 1...Roberto Alomar's single in the ninth inning tied the game and his home run in the 12th earned the O's an ALCS berth...The Orioles lost 10 consecutive games at Jacobs Field from 6/30/94-8/2/96...The Orioles defeated the Indians 2-0 in the first game played at Camden Yards on 4/6/92...On 4/19/77, Brooks Robinson hit the 268th and final homer of his career, a three-run pinch-hit homer in the bottom of the 10th inning off Dave LaRoche for a 6-5 win...Frank Robinson hit a 451-foot home run off the Indians' Luis Tiant, and became the only player to hit a ball completely out of Memorial Stadium...Rocky Colavito hit four home runs against the Orioles on 6/10/59...The Orioles lost 25 of their first 26 games in Cleveland, including an 0-11 record at Municipal Stadium in '54...The Indians set a major league record by scoring eight runs without an out against the Birds on 7/6/54.

## DETROIT TIGERS

2121 Trumbull Ave.  
Tiger Stadium (1912)

Detroit, MI 48216  
Seating Capacity: 46,846

(313) 962-4000  
Dimensions (L-R): 340-440-325

Orioles Hotel in Detroit: Ritz-Carlton (313) 441-2000  
Tigers Hotel in Baltimore: Renaissance Harborplace (410) 547-1200  
Director of Public Relations: Tyler Barnes  
Assistant Director of Public Relations: David Matheson  
Traveling Secretary: Bill Brown  
Manager: Larry Parrish

## 1998 RESULTS

Orioles won series, 10-1

Date	At	W/L	Score
4/3	BAL	W	10-2
4/4	BAL	W	2-1
4/5	BAL	W	6-3
4/10	DET	L	1-7
4/11	DET	W	2-0
4/12	DET	W	6-3
7/28	DET	W	6-5
7/29	DET	W	14-2
7/30	DET	W	6-4
8/4	BAL	W	4-0
8/5	BAL	W	6-1

## 1999 SCHEDULE

Date	At	Time
5/7	DET	7:05 PM
5/8	DET	1:05 PM
5/9	DET	1:05 PM
8/5	BAL	7:35 PM
8/6	BAL	7:35 PM
8/7	BAL	7:05 PM
8/8	BAL	1:35 PM
8/27	DET	7:05 PM
8/28	DET	5:05 PM
8/29	DET	1:05 PM

(eastern standard times)

## SWEEPS

Last BAL sweep at home:	
3 game:	4/3 - 4/5/98
4 game:	4/17-4/20/92
Last BAL sweep at DET:	
3 game:	7/28 - 7/30/98
4 game:	6/1-6/4/89
Last DET sweep at BAL:	
3 game:	9/24-9/26/93
4 game:	6/16-6/19/86
Last DET sweep at DET:	
3 game:	6/16-6/18/95
4 game:	8/1-8/3/58

## ALL-TIME SERIES RESULTS

Year	Home	Road	Total	Year	Home	Road	Total	Year	Home	Road	Total
1954	5-6	3-8	8-14	1970	7-2	4-5	11-7	1986	0-7	1-5	1-12
1955	5-6	4-7	9-13	1971	5-4	3-6	8-10	1987	1-5	3-4	4-9
1956	7-4	6-5	13-9	1972	5-4	5-4	10-8	1988	3-4	2-4	5-8
1957	6-5	3-8	9-13	1973	4-5	5-4	9-9	1989	4-2	6-1	10-3
1958	7-4	3-8	10-12	1974	6-3	8-1	14-4	1990	2-4	4-3	6-7
1959	8-3	5-6	13-9	1975	4-3	8-1	12-4	1991	4-3	2-4	5-8
1960	5-6	5-3	13-9	1976	6-3	6-3	12-6	1992	7-0	3-3	10-3
1961	4-5	5-4	9-9	1977	7-0	5-3	12-3	1993	3-3	4-6	5-8
1962	1-8	1-8	2-16	1978	4-4	3-4	7-8	1994	1-3	2-1	3-4
1963	8-1	5-4	13-5	1979	4-2	3-4	7-6	1995	5-1	3-4	8-5
1964	6-3	5-4	11-7	1980	5-2	5-1	10-3	1996	6-1	5-1	11-2
1965	4-4	6-3	11-7	1981	2-4	4-3	6-7	1997	3-3	3-3	6-6
1966	5-5	5-4	9-9	1982	4-3	3-3	7-6	1998	5-0	5-1	10-1
1967	2-7	1-8	3-15	1983	1-5	4-3	5-8	Total	196-163	185-180	381-343
1968	3-6	5-4	8-10	1984	3-4	4-2	7-6				
1969	6-3	5-4	11-7	1985	3-3	3-4	6-7				

Best Season Series Record: 10-1, 1998  
Worst Season Series Record: 1-12, 1986  
Most Runs, game by Baltimore: 16, 16-6: 9/15/96  
Most Runs, game by Detroit: 17, 17-11: 8/12/93  
Longest winning streak: 11, 9/7/96 - 7/4/97 (1)  
Longest losing streak: 9 three times, most recent: 6/28/86-6/21/87  
Current streak: 7 wins, 4/11 - 8/5/98  
Largest crowd at Memorial: 51,764, 6/10/84  
Largest crowd at OPACY: 48,003, 5/20/97  
Largest crowd at Tiger Stadium: 53,959, 7/9/70

1998 HIGHLIGHTS: The Orioles went 10-1 against Detroit in '98, their best season-series record against the Tigers...The Orioles are 27-9 against Detroit over the last three seasons...The Birds swept the Tigers in a three-game series in Baltimore the first weekend of the season...Doug Drabek recorded his 150th career win in the series opener...On 4/11, Mike Mussina struck out Bip Roberts for his 1,000th career strikeout...In their second trip to Detroit in late July, the Orioles swept the Tigers in a three-game set...Chris Hoiles hit two home runs and had 6 RBI in the second game of the series...On 8/4 at Camden Yards, Mussina had a perfect game with two outs in the 8th inning until it was broken up by a double by Frank Catalanotto...In four games against the Tigers in '98, Mussina went 4-0 with a 0.90 ERA...Juan Guzman made his Orioles debut against Detroit on 8/5 and earned the victory, allowing one run over seven innings...The Orioles staff had a 2.48 ERA against the Tigers in '98.

ALL-TIME SERIES NOTES: Mike Mussina tied a club record by striking out 14 batters against Detroit on 7/5/97...Mussina also struck out 14 at Detroit on 5/16/93...Eddie Murray hit his 500th career home run off Detroit's Felipe Lira on 9/6/96 to become the third player in history with 500 home runs and 3,000 hits...On 9/15/96 at Tiger Stadium, Mark Parent hit the Orioles' 241st home run to break the '61 New York Yankees' record for home runs in a season...The Tigers defeated the Orioles 7-1 on 10/6/91 in the final game played at Memorial Stadium...Steve Barber and Stu Miller combined to no-hit Detroit in the first game of a doubleheader on 4/30/67...The Orioles lost 2-1, when the Tigers scored two runs in the ninth inning on a wild pitch and an error...Ray Moore pitched 15 innings against the Tigers on 5/21/57, but did not receive a decision in the Orioles' 2-1 loss...The Orioles played their inaugural game in Detroit on 4/13/54 and lost 3-0...The next day, the Birds would get their first win, 3-2 against the Tigers.

Orioles vs.  
Opponents

## KANSAS CITY ROYALS

P.O. Box 419969  
Kauffman Stadium (1973)

Kansas City, MO 64141  
Seating Capacity: 40,625

(816) 921-2200  
Dimensions (L-R): 330-400-330

Orioles Hotel in Kansas City: Ritz-Carlton (816) 756-1500  
Royals Hotel in Baltimore: Renaissance Harborplace (410) 547-1200  
Director/Media Relations: Steve Fink  
Senior Director/Communications & Publicity: Jim Lachimia  
Director/Team Travel: David Witty  
Manager: Tony Muser

### 1998 RESULTS

Royals won series, 6-5

Date	At	W/L	Score
3/31	BAL	L	1-4
4/1	BAL	W	10-1
4/2	BAL	W	4-3
4/7	KC	W	11-7
4/8	KC	W	2-1
7/31	KC	L	6-9
8/1	KC	L	5-9
8/2	KC	W	9-2
8/28	BAL	L	5-6
8/29	BAL	L	1-2
8/30	BAL	L	2-3

### 1999 SCHEDULE

Date	At	Time
4/27	BAL	7:05 PM
4/28	BAL	7:05 PM
4/29	BAL	7:05 PM
6/14	BAL	7:35 PM
6/15	BAL	7:35 PM
6/16	BAL	7:35 PM
8/23	KC	8:05 PM
8/24	KC	8:05 PM
8/25	KC	8:05 PM
8/26	KC	8:05 PM

(eastern standard times)

### SWEEPS

Last BAL sweep at home:	3 game: 4/2-4/4/96
4 game: Never	
Last BAL sweep at KC:	3 game: 4/21-4/23/82
4 game: 7/16-7/19/87	
Last KC sweep at BAL:	3 game: 8/28-8/30/98
4 game: Never	
Last KC sweep at KC:	3 game: 8/9-8/11/86
4 game: 7/29-8/1/82	

### ALL-TIME SERIES RESULTS

Year	Home	Road	Total	Year	Home	Road	Total
1969	5-1	6-0	11-1	1980	4-2	2-4	6-6
1970	6-0	6-0	12-0	1981	4-2	1-1	5-3
1971	4-1	2-4	6-5	1982	4-2	0-6	4-8
1972	3-3	3-3	6-6	1983	4-2	4-2	8-4
1973	5-1	3-3	8-4	1984	3-3	2-4	5-7
1974	4-2	4-2	8-4	1985	2-4	4-2	6-6
1975	5-1	2-4	7-5	1986	3-3	3-3	6-6
1976	4-2	2-4	6-6	1987	4-2	5-1	9-3
1977	2-3	2-4	4-7	1988	0-6	0-6	0-12
1978	2-3	0-5	2-8	1989	4-2	2-4	6-6
1979	3-3	3-3	6-6	1990	4-1	4-2	8-3

Best Season Series Record: 12-0, 1970  
Worst Season Series Record: 0-12, 1988  
Most Runs, game by Baltimore: 14, 14-1, 8/3/90  
Most Runs, game by Kansas City: 15, 15-2, 8/16/92  
Longest winning streak: 23, 5/10/69-8/2/70  
Longest losing streak: 15, 7/26/87-4/11/89  
Current streak: 3 losses, 8/28-8/30/98  
Largest crowd at Memorial: 51,956, 4/5/82  
Largest crowd at OPACY: 48,154, 8/29/98  
Largest crowd at Municipal Stadium: 29,120, 5/2/71  
Largest crowd at Kauffman Stadium: 41,334, 8/11/80

1998 HIGHLIGHTS: Kansas City won the season series, 6-5...The Orioles and Royals opened the season against each other for the fifth consecutive season...Following an Opening Day loss, the O's rebounded to win the final two games of the series...On 4/1, Cal Ripken hit his eighth career grand slam and Lenny Webster clubbed two home runs as Scott Erickson won his 100th career game...The next night the Birds rallied with four runs in the bottom of the ninth inning to defeat the Royals, 4-3...The Orioles then swept a two-game set in KC the next week...Late in the second game of the series, B.J. Surhoff helped preserve the 2-1 win by throwing out Shane Halter, who tried to score on a fly ball to left...The next time the teams met, the Royals took two of three at Kauffman Stadium...Dean Palmer hit two home runs in the series opener and had five against the Orioles in '98...On 8/1, the Royals stole eight bases, tying a record for most stolen bases by an opponent...Jose Offeman also matched the record for individual stolen bases by an opponent with four...The Royals swept a series in Baltimore in late August, winning three one-run games.

ALL-TIME SERIES NOTES: Cal Ripken played his 2,216th consecutive game on 6/14/96 at Kansas City, setting a new world record for most consecutive games played...The previous record was held by Sacho Kinugasa, who played for the Hiroshima Carp in Japan's Central League...The Orioles and Royals combined to score 36 runs in a doubleheader on 6/23/91...Ripken made his major league debut against Kansas City on 8/10/81...He entered the game as a pinch-runner and scored a run...Ripken hit his first major league home run against the Royals on Opening Day the following season, 4/5/82...The Orioles set a major league record by defeating the Royals 23 straight games from 4/10/69-8/2/70.

## MINNESOTA TWINS

34 Kirby Puckett Place  
Hubert H. Humphrey Metrodome (1982)

Minnesota, MN 55415  
Seating Capacity: 46,678

(612) 375-1366  
Dimensions (L-R): 343-408-327

Orioles Hotel in Minnesota: Minneapolis Marriott (612) 349-4000  
Twins Hotel in Baltimore: Renaissance Harborplace (410) 547-1200  
Manager of Media Relations: Sean Harlin  
Assistant Manager of Media Relations: Brad Smith  
Traveling Secretary: Remzi Kiratli  
Manager: Tom Kelly

### 1998 RESULTS

Orioles won series, 7-3

Date	At	W/L	Score
5/1	BAL	W	6-3
5/2	BAL	L	7-8
5/3	BAL	W	2-0
5/11	MIN	W	4-0
5/12	MIN	L	4-7
8/7	MIN	W	16-9
8/8	MIN	W	6-3
8/9	MIN	L	4-5
8/17	BAL	W	3-2
8/18	BAL	W	7-1

(eastern standard times)

### 1999 SCHEDULE

Date	At	Time
4/30	BAL	7:05 PM
5/1	BAL	1:35 PM
5/2	BAL	1:35 PM
8/17	BAL	7:35 PM
8/18	BAL	7:35 PM
8/19	BAL	3:05 PM
9/7	MIN	8:05 PM
9/8	MIN	8:05 PM
9/9	MIN	8:05 PM

(eastern standard times)

### SWEEPS

Last BAL sweep at home:	3 game: 8/22-24/97
4 game: Never	
5 game: 7/1-7/3/66	
Last BAL sweep at MIN:	3 game: 4/29-5/1/97
4 game: Never	
Last MIN sweep at BAL:	3 game: 7/22-7/24/96
4 game: Never	
Last MIN sweep at MIN:	3 game: 5/13-5/15/94
4 game: Never	

### ALL-TIME SERIES RESULTS

Year	Home	Road	Total	Year	Home	Road	Total
1961	4-5	7-2	11-7	1976	2-4	2-4	4-8
1962	4-5	2-7	6-12	1977	3-2	3-2	6-4
1963	6-3	3-6	9-9	1978	3-2	2-3	5-5
1964	5-4	5-4	10-8	1979	3-3	5-1	8-4
1965	4-5	4-5	8-10	1980	5-1	5-1	10-2
1966	6-3	4-5	10-8	1981	3-0	3-0	6-0
1967	4-5	4-5	8-10	1982	5-1	3-3	8-4
1968	5-4	5-4	10-8	1983	3-3	5-1	8-4
1969	5-1	3-3	8-4	1984	4-2	1-5	5-7
1970	2-4	3-3	5-7	1985	3-3	3-3	6-6
1971	5-1	5-1	10-2	1986	5-1	3-3	8-4
1972	2-4	4-2	6-6	1987	3-3	2-4	5-7
1973	4-2	4-2	8-4	1988	2-4	1-5	3-9
1974	4-2	2-4	6-6	1989	3-3	1-5	4-8
1975	4-2	2-4	6-6	1990	3-3	3-3	6-6

Best Season Series Record: 10-1, 1997  
Worst Season Series Record: 3-9, 1988  
Most Runs, game by Baltimore: 16, twice, 7/30/96 and 8/7/98  
Most Runs, game by Minnesota: 15, 15-9, 5/7/78  
Longest winning streak: 12, 7/21/80 (2)-5/17/81  
Longest losing streak: 5 (twice), 9/6-9/30/66 and 7/14/88-7/22/88  
Current streak: 2 wins, 8/17-8/18  
Largest crowd at Memorial: 47,360, 5/28/77  
Largest crowd at OPACY: 48,263, 8/23/97  
Largest crowd at Metropolitan Stadium: 41,021, 8/1/65  
Largest crowd at Metrodome: 52,286, 7/22/88

1998 HIGHLIGHTS: The Orioles won the season series against Minnesota, 7-3...The Orioles took two of three games against the Twins in their first meeting in Baltimore...On 5/3, Mike Mussina made his first start since going on the disabled list with a wart on the index finger of his right hand and pitched 7.2 shutout innings, allowing two hits...He and Arthur Rhodes combined to defeat the Twins 2-0...The teams split a two-game series in Minnesota, with Scott Erickson pitching a five-hit shutout on 5/11...Two days later, he signed a five-year extension with the Birds...The Orioles won two of three on their next trip to the Twin Cities in August...In the series opener, Brady Anderson had five hits and two home runs as the Orioles scored a season-high 16 runs...On 8/9, Eric Davis broke Palmeiro's club record by extending his hitting streak to 25 games...Two games after Davis' streak was eventually stopped at 30 games, he hit two home runs against the Twins, as the Orioles swept a two-game series at Oriole Park...Davis batted .462 with four home runs against Minnesota last season...Sidney Ponson went 2-0 with a 2.03 ERA in two starts against the Twins.

ALL-TIME SERIES NOTES: The Orioles swept a three-game series in Minnesota, 7/30-8/1/96 to begin a stretch in which they won 28 of their final 42 games to reach the playoffs for the first time since '83...On 7/15/93, Cal Ripken hit his 278th home run as a shortstop, breaking Ernie Banks' record...Bob Milacki faced the minimum 27 batters against the Twins on 4/23/89 in a 3-0 complete game...He allowed three hits and two walks...One runner was caught stealing and the other four were retired via double plays...The Orioles swept Minnesota 3-0 in the '69 and 1970 ALCS...Jim Gentile tied a major league record by hitting two grand slams in a single game against the Twins on 5/9/61.



## NEW YORK YANKEES

Yankee Stadium Bronx, NY 10451 (718) 293-4300  
Yankee Stadium (1923) Seating Capacity: 57,746 Dimensions (L-R): 318-408-314

Orioles Hotel in New York: Grand Hyatt (212) 883-1234  
Yankees Hotel in Baltimore: Marriott Inner Harbor (410) 962-0202  
Director of Media Relations: Rick Cerrone  
Assistant Director of Media Relations: Jason Zillo  
Traveling Secretary: David Szen  
Manager: Joe Torre

### 1998 RESULTS

Yankees won series, 9-3

Date	At	W/L	Score
5/19	NYN	L	5-9
5/20	NYN	L	6-9
5/21	NYN	L	1-3
6/15	BAL	W	7-4
6/16	BAL	W	2-0
6/17	BAL	L	3-5
7/3	NYN	L	2-3
7/4	NYN	L	3-4
7/5	NYN	L	0-1
9/18	BAL	L	5-15
9/19	BAL	W	5-3
9/20	BAL	L	4-5

### 1999 SCHEDULE

Date	At	Time
4/13	NYN	7:35 PM
4/14	NYN	7:35 PM
4/15	NYN	7:35 PM
6/25	BAL	7:35 PM
6/26	BAL	1:15 PM
6/27	BAL	1:35 PM
7/2	NYN	7:35 PM
7/3	NYN	4:30 PM
7/4	NYN	1:30 PM
7/5	NYN	7:35 PM
9/28	BAL	7:05 PM
9/29	BAL	7:05 PM
9/30	BAL	7:05 PM

(eastern standard times)

### SWEEPS

Last BAL sweep at home:

3 game:	9/9-9/11/91
4 game:	9/5-9/7/66
5 game:	8/24-8/26/62

9/13-9/16/82

Last BAL sweep at NYN:

3 game:	6/6-6/8/86
4 game:	9/21-9/23/75

9/11-9/14/96

Last NYN sweep at BAL:

3 game:	9/7-9/9/92
4 game:	7/11-7/14/96

7/3-7/5/98

Last NYN sweep at NYN:

3 game:	7/3-7/5/98
4 game:	6/15-6/18/87

### ALL-TIME SERIES RESULTS

Year	Home	Road	Total	Year	Home	Road	Total	Year	Home	Road	Total	Year	Home	Road	Total
1954	3-8	2-9	5-17	1971	6-3	5-4	11-7	1988	2-5	1-5	3-10	1994	4-2	3-3	7-5
1955	2-9	1-10	3-19	1972	4-4	3-2	7-6	1989	3-3	5-2	8-5	1995	2-4	3-3	5-7
1956	6-5	3-8	9-13	1973	5-4	4-5	9-9	1990	3-4	3-3	6-7	1996	4-2	5-2	9-4
1957	4-7	5-6	9-13	1974	5-4	6-3	11-7	1991	3-3	2-5	5-8	1997	3-2	5-1	8-3
1958	5-6	3-8	8-14	1975	5-4	3-6	8-10	1992	2-5	3-3	5-8	1998	4-2	4-1	8-3
1959	4-7	8-3	12-10	1976	5-4	8-1	13-5	1993	3-3	3-4	6-7	Total	97-85	109-82	206-167
1960	8-3	1-10	9-13	1977	4-3	4-4	8-7	1994	1-3	3-4	4-6				
1961	4-5	5-4	9-9	1978	2-6	4-3	6-9	1995	4-3	2-4	6-7				
1962	7-3	4-4	11-7	1979	2-2	3-4	5-6	1996	0-6	3-4	3-10				
1963	3-6	4-5	7-11	1980	4-3	3-3	7-6	1997	3-3	5-1	8-4				
1964	6-3	4-5	10-8	1981	5-1	2-5	7-6	1998	3-3	0-6	3-9				
1965	3-4	10-1	13-5	1982	7-0	4-2	11-2	Total	180-178	168-192	348-372				
1966	8-1	7-2	15-3	1983	3-3	3-4	6-7								
1967	6-3	7-2	13-5	1984	3-4	2-4	5-8								
1968	7-2	6-3	13-5	1985	1-5	0-7	1-12								
1969	7-2	4-5	11-7	1986	1-6	4-2	5-8								
1970	6-3	5-4	11-7	1987	2-4	1-6	3-10								

Best Season Series Record: 15-3, 1966

Worst Season Series Record: 1-12, 1985

Most Runs, game by Baltimore: 18, 18-9, 6/8/86

Most Runs, game by New York: 20, 20-6, 8/14/55(2)

Longest winning streak: 9, 8/15/67-5/22/68

Longest losing streak: 10, 4/21/55-6/29/55

Current streak: 1 loss, 9/20/98

Largest crowd at Memorial: 51,649, 8/16/80

Largest crowd at OPACY: 48,269, 6/17/98

Largest crowd at Yankee Stadium: 58,102, 8/9/64

### RECORD BY DECADE

Year	Home	Away	Total
1950's:	24-42	22-44	46-86
1960's:	59-32	52-41	111-73
1970's:	44-37	45-36	89-73
1980's:	31-34	25-40	56-74
1990's:	22-33	24-33	46-66

1998 HIGHLIGHTS: New York won the season series, 9-3...In the first game of the Yankees' three-game sweep in New York in May, the Orioles led 5-4 with two outs in the eighth inning when Bernie Williams hit a three-run home run to give the Yankees the lead...Armando Benitez hit Tino Martinez with the next pitch, touching off a bench-clearing brawl and leading to five ejections...When the two teams met in Baltimore a month later, the Orioles took two of three from the Bronx Bombers, snapping their major league-tying record of 24 consecutive series without a loss...On 6/16, Sidney Ponson won his first major league game, holding the Yankees to two hits over 6.2 innings...In the series finale, Darryl Strawberry hit the longest home run in the history of Oriole Park, a 465-foot shot off the batter's eye wall in centerfield...The Yankees swept the Orioles in New York the final weekend before the All-Star break, winning three one-run games...The O's first half came to an end on 7/5 when David Cone outdueled Scott Erickson 1-0, with the only run scoring when Chad Curtis was hit by a pitch with the bases loaded...In the loss, Brady Anderson set a club record with four stolen bases...Cal Ripken ended his consecutive game streak at 2,632 on 9/20 against New York...Following the first out of the game, members of the Yankee bench rose to the top of the dugout and joined in the crowd's ovation to Ripken.

ALL-TIME SERIES NOTES: On 9/5/97 the Orioles and Yankees played 4 hours, 22 minutes, breaking their own record for longest nine-inning game in ML history, previously set on 4/30/96...The Yankees defeated the Orioles in the '96 ALCS, 4 games to 1...In Game 1 of the series, New York tied the game on a controversial home run by Derek Jeter in which a 12-year-old fan reached over the fence with his glove, preventing OF Tony Tarasco from making the catch...The Yankees eventually won the game on an 11th inning home run by Bernie Williams...Lee Lacy hit three home runs in an 18-9 victory at Yankee Stadium on 6/8/86...Ross Grimsley pitched 14 innings against the Yanks on 9/11/74, but received a no-decision...Roger Maris hit his 60th home run of the season off Jack Fisher on 9/26/61, tying Babe Ruth's record for homers in a season...Hoyt Wilhelm threw the club's first no-hitter against the Yankees on 9/20/58 in Baltimore...Connie Johnson struck out 14 against New York on 9/2/57, which is tied for a club record.

## OAKLAND ATHLETICS

7677 Oakport, Suite 200 Oakland, CA 94621 (510) 638-4900  
Oakland Alameda County Coliseum (1968) Seating Capacity: 43,662 Dimensions (L-R): 367-400-317

Orioles Hotel in Oakland: Parc 55 in San Francisco (415) 392-8000  
Athletics Hotel in Baltimore: Renaissance Harborplace (410) 547-1200  
Media Relations Manager: Eric Carrington  
Baseball Information Manager: Mike Selleck  
Traveling Secretary: Mickey Morabito  
Manager: Art Howe

### 1998 RESULTS

Orioles won series, 8-3

Date	At	W/L	Score
4/24	BAL	L	1-10
4/25	BAL	W	8-2
4/26	BAL	L	4-12
5/22	OAK	L	5-9
5/23	OAK	W	9-1
5/24	OAK	W	2-1
7/21	BAL	W	7-1
7/23	BAL	W	5-4
7/24	BAL	W	9-7
9/8	OAK	W	5-2
9/9	OAK	W	6-2

### 1999 SCHEDULE

Date	At	Time
4/23	BAL	7:05 PM
4/24	BAL	1:35 PM
4/25	BAL	1:35 PM
5/28	OAK	10:35 PM
5/29	OAK	9:15 PM
5/30	OAK	4:05 PM
8/2	OAK	10:05 PM
8/3	OAK	10:05 PM
8/4	OAK	4:05 PM
9/14	BAL	7:05 PM
9/15	BAL	7:05 PM
9/16	BAL	3:05 PM

(eastern standard times)

### SWEEPS

Last BAL sweep at home:

3 game:	7/21-7/23/98
4 game:	Never

Last BAL sweep at OAK:

3 game:	9/3-9/5/93
4 game:	5/22-5/25/87

Last OAK sweep at BAL:

3 game:	8/29-8/31/95
4 game:	Never

Last OAK sweep at OAK:

3 game:	5/26-5/28/75
4 game:	7/20-7/23/89

### ALL-TIME SERIES RESULTS

Year	Home	Road	Total	Year	Home	Road	Total	Year	Home	Road	Total	Year	Home	Road	Total
1968	5-3	4-6	9-9	1981	4-2	3-3	7-5	1994	4-2	3-3	7-5	1999	4-2	3-3	7-5
1969	5-1	3-3	8-4	1982	4-2	3-3	7-5	1995	2-4	3-3	5-7	1996	4-2	5-2	9-4
1970	4-2	3-3	7-5	1983	5-1	3-3	8-4	1997	3-2	5-1	8-3	1998	4-2	4-1	8-3
1971	3-2	4-2	7-4	1984	2-4	4-2	6-6	Total	97-85	109-82	206-167				
1972	1-5	5-1	6-6	1985	4-2	3-3	7-5								
1973	2-4	3-3	5-7	1986	2-2	3-5	5-7								
1974	2-4	4-2	6-6	1987	3-3	4-2	7-5								
1975	3-3	1-5	4-8	1988	2-4	2-4	4-8								
1976	2-4	2-4	4-8	1989	4-2	1-5	5-7								
1977	3-2	5-0	8-2	1990	1-5	3-3	4-8								
1978	5-0	6-0	11-0	1991	1-5	2-4	3-9								
1979	4-2	4-2	8-4	1992	1-5	5-1	6-6								
1980	3-3	4-2	7-5	1993	5-1	5-1	10-2								

Best Season Series Record: 11-0, 1978

Worst Season Series Record: 3-9, 1991

Most Runs, game by Baltimore: 18, 18-5 (8/15/96)

Most Runs, game by Oakland: 12, four times,

most recently 4/26/98

Longest winning streak: 13, 8/14/77-4/27/79

Longest losing streak: 8, 3 times, most recent 7/14/91-5/29/92

Current streak: 7 wins, 5/23 - 9/9/98

Largest crowd at Memorial: 50,071, 7/27/91

Largest crowd at OPACY: 47,722, 7/7/94

Largest crowd at Oakland Coliseum: 47,741, 6/12/72

### RECORD BY DECADE

Year	Home	Away	Total
1960's:	10-4	7-9	17-13
1970's:	29-28	37-22	66-50
1980's:	33-25	30-32	63-57
1990's:	25-28	35-19	60-47

1998 HIGHLIGHTS: The Orioles won the season series against Oakland, 8-3...The Athletics won two of three games against the Orioles in Baltimore in their first meeting of the year...On 4/25 against the A's, Cal Ripken played his 2,500th consecutive game...On 5/23 at Oakland, Doug Drabek pitched a complete-game four-hitter to end the Orioles nine-game losing streak...The following day, Harold Baines snapped a 1-1 tie with an RBI double in the ninth inning and Sidney Ponson recorded his first career save...The Orioles swept three games from the A's at Camden Yards in July...The final two games of the series ended in dramatic fashion with home runs in the bottom of the ninth...On 7/22, Rafael Palmeiro homered with two outs in the ninth inning, and the following night Lenny Webster had four hits and 6 RBI, including the game-winning homer in the bottom of the ninth...The Orioles swept a two-game series in the Coliseum in September and are 14-4 in Oakland in the last three years.

ALL-TIME SERIES NOTES: The Orioles-Athletics game on 8/12/97 was played without a public address announcer, in memory of longtime PA announcer Rex Barney, who passed away the night before...Bob Milacki, Mike Flanagan, Mark Williamson and Gregg Olson combined to no-hit the A's on 7/13/91, tying a major league record for most pitchers used in a no-hitter...The Orioles and Athletics played back-to-back doubleheaders on 8/28-29/86, and in the first pair of games Don Aase tied a major league record by losing both ends the doubleheader...Baltimore and Oakland have faced off three times in the ALCS...The O's swept the Athletics in three games in '71 on their way to the World Series...The A's then beat the Orioles 3 games to 2 in '73 and 3 games to 1 in '74...Jim Palmer pitched a no-hitter against Oakland on 8/13/69 at Memorial Stadium.

## SEATTLE MARINERS

P.O. Box 4100  
The Kingdome (1977-6/99)  
SAFECO FIELD (opens 7/15/99)

Seattle, WA 98104  
Seating Capacity: 59,084  
Seating Capacity: 45,600

(206) 346-4000  
Dimensions (L-R): 331-405-312  
Dimensions (L-R): 331-405-328

Orioles Hotel in Seattle: Crowne Plaza (206) 464-1980  
Mariners Hotel in Baltimore: Renaissance Harborplace (410) 547-1200  
Director/Baseball Information: Tim Hevly  
Baseball Information Assistant: Brian Torn  
Director of Team Travel: Ron Spellacy  
Manager: Lou Piniella

### 1998 RESULTS

Orioles won series, 6-5

Date	At	W/L	Score
5/25	SEA	L	4-12
5/26	SEA	W	8-3
6/1	BAL	W	10-9
6/2	BAL	W	9-8
7/24	BAL	W	7-4
7/25	BAL	L	2-4
7/26	BAL	L	4-10
9/4	SEA	W	9-1
9/5	SEA	L	5-6
9/6	SEA	W	5-2
9/7	SEA	L	1-11

### 1999 SCHEDULE

Date	At	Time
5/31	SEA	8:05 PM
6/1	SEA	10:05 PM
6/2	SEA	10:35 PM
7/30	SEA	10:05 PM
7/31	SEA	4:05 PM
8/1	SEA	4:35 PM
9/10	BAL	7:05 PM
9/11	BAL	4:05 PM
9/12	BAL	1:35 PM
9/13	BAL	7:05 PM

(eastern standard times)

### SWEEPS

Last BAL sweep at home:

3 game: 7/4-7/6/94  
4 game: Never

Last BAL sweep at SEA:

3 game: 5/16-18/97  
4 game: Never

Last SEA sweep at BAL:

3 game: 9/3-9/5/90  
4 game: Never

Last SEA sweep at SEA:

3 game: Never  
4 game: Never

### ALL-TIME SERIES RESULTS

Year	Home	Road	Total	Year	Home	Road	Total	Year	Home	Road	Total
1977	5-0	2-3	7-3	1985	3-3	3-3	6-6	1993	5-1	2-4	7-5
1978	5-0	4-1	9-1	1986	3-3	3-3	6-6	1994	5-1	1-3	6-4
1979	5-1	5-1	10-2	1987	1-5	3-3	4-8	1995	3-4	3-3	6-7
1980	4-2	2-4	6-6	1988	4-2	3-3	7-5	1996	4-2	3-3	7-5
1981	2-1	2-1	4-2	1989	2-4	4-2	6-6	1997	3-3	4-1	7-4
1982	4-2	3-3	7-5	1990	1-5	2-4	3-9	1998	3-2	3-3	6-5
1983	3-3	5-1	8-4	1991	2-4	2-4	4-8	<b>Total</b>	<b>75-52</b>	<b>67-57</b>	<b>142-109</b>
1984	4-2	5-1	9-3	1992	4-2	3-3	7-5				

Best Season Series Record: 10-2, 1979  
Worst Season Series Record: 3-9, 1990  
Most Runs, game by Baltimore: 15 (twice), 15-1:  
5/1/92 and 15-4: 5/19/87  
Most Runs, game by Seattle: 14, 14-6: 8/22/87  
Longest winning streak: 8, 8/10/77-8/15/78 and 8/25/78-5/12/79  
Longest losing streak: 7, 8/14/90-4/30/91  
Current streak: 1 loss, 9/7/98  
Largest crowd at Memorial: 42,497, 6/22/80  
Largest crowd at OPACY: 48,365, 7/25/98  
Largest crowd at The Kingdome: 57,432, 5/18/97

1998 HIGHLIGHTS: The Orioles won the season series against Seattle, 6-5...The Orioles swept a two-game series in Baltimore in June with some late-inning heroics...Twice down by as many as four runs in the first game, 6/1 the Birds entered the eighth inning trailing by three...Back-to-back home runs by Brady Anderson and Eric Davis tied the game and Rafael Palmeiro's solo home run gave the Orioles the lead they would hold onto to win...The following afternoon the O's hit four home runs, including a two-run home run by Palmeiro in the bottom of the 10th inning to give them a dramatic 9-8 win...In their next trip to Baltimore, 7/24-26, the Mariners took two of three, handing the Orioles their first series loss in the second half...The Birds won the first game of the series, pushing their record to 14-1 after the All-Star break, but then dropped the final two games...On 7/25, Jesse Orosco pitched a scoreless inning of relief and became the sixth pitcher to appear in 1,000 games...The Orioles won the opener of a four-game Labor Day weekend series in Seattle, snapping a 10-game losing streak...The O's hit 23 home runs against the Mariners last season, most against any team...Cal Ripken batted .400 with three home runs against Seattle.

ALL-TIME SERIES NOTES: On 5/8/97, the Orioles defeated Randy Johnson to end his 16-game winning streak...The Birds beat Johnson four times that year, including twice in the postseason...The Orioles defeated the Mariners 3 games to 1 in the '97 Division Series...On 5/17/96, Chris Hoiles hit a two-out grand slam in the bottom of the ninth inning to beat Seattle, 14-13...It was only the 12th two-out grand slam to win a game by one run in baseball history...Randy Johnson (13) and Dave Fleming (4) combined to strikeout 17 Orioles on 5/28/95, which is tied for the most by an Orioles opponent...The O's tied an AL record when they stranded 15 runners on base in a shutout loss to the Mariners on 4/9/93...Mike Flanagan faced the minimum 27 batters in a complete game shutout against Seattle on 5/3/83...He gave up three hits and a walk, but two runners were picked off first, one batter was thrown out trying to stretch a single into a double, and the final runner was retired on a double play.

On 5/8/97, the Orioles defeated Randy Johnson to end his 16-game winning streak...The Birds beat Johnson four times that year, including twice in the postseason...The Orioles defeated the Mariners 3 games to 1 in the '97 Division Series...On 5/17/96, Chris Hoiles hit a two-out grand slam in the bottom of the ninth inning to beat Seattle, 14-13...It was only the 12th two-out grand slam to win a game by one run in baseball history...Randy Johnson (13) and Dave Fleming (4) combined to strikeout 17 Orioles on 5/28/95, which is tied for the most by an Orioles opponent...The O's tied an AL record when they stranded 15 runners on base in a shutout loss to the Mariners on 4/9/93...Mike Flanagan faced the minimum 27 batters in a complete game shutout against Seattle on 5/3/83...He gave up three hits and a walk, but two runners were picked off first, one batter was thrown out trying to stretch a single into a double, and the final runner was retired on a double play.

## TAMPA BAY DEVIL RAYS

One Tropicana Drive  
Tropicana Field (1998)

St. Petersburg, FL 33705  
Seating Capacity: 43,819

(813) 825-3242  
Dimensions (L-R): 315-407-322

Orioles Hotel in Tampa Bay: Renaissance Vinoy (813) 894-1000  
Devil Rays Hotel in Baltimore: Renaissance Harborplace (410) 547-1200  
Vice President of Public Relations: Rick Vaughn  
Manager of Media Relations: Christopher Costello  
Manager: Larry Rothschild

### 1998 RESULTS

Devil Rays won series, 7-5

Date	At	W/L	Score
5/8	TB	W	8-2
5/9	TB	W	7-0
5/10	TB	L	3-4
5/15	BAL	L	1-4
5/16	BAL	L	2-5
5/17	BAL	L	3-7
5/18	BAL	L	3-6
8/10	TB	W	2-1
8/11	TB	L	1-2
8/12	TB	W	7-0
8/19	BAL	W	2-1
8/20	BAL	L	1-2

### 1999 SCHEDULE

Date	At	Time
4/5	BAL	3:05 PM
4/7	BAL	7:05 PM
4/8	BAL	7:05 PM
4/20	TB	7:05 PM
4/21	TB	7:05 PM
4/22	TB	7:05 PM
8/9	TB	7:05 PM
8/10	TB	7:05 PM
8/11	TB	7:05 PM
8/31	BAL	7:35 PM
9/1	BAL	7:05 PM
9/2	BAL	7:05 PM

(eastern standard times)

### SWEEPS

Last TB sweep at BAL:

4 game: 5/15-5/18/98

### ALL-TIME SERIES RESULTS

Year	Home	Road	Total
1998	1-5	4-2	5-7

Most Runs, game by Baltimore: 8, 8-2: 5/8/98  
Most Runs, game by Tampa Bay: 7, 7-3: 5/17/98  
Longest winning streak: 2, twice, most recently 8/12-8/19/98  
Longest losing streak: 5, 5/10 - 5/18/98  
Current streak: 1 loss, 8/20/98  
Largest crowd at OPACY: 47,628, 5/17/98  
Largest crowd at Tropicana Field: 42,486, 5/9/98

### RECORD BY DECADE

Year	Home	Away	Total
1990's	1-5	4-2	5-7

1998 HIGHLIGHTS: The expansion Tampa Bay Devil Rays won their first season series against the Orioles, 7-5...This marked only the second time the Orioles lost a season series to a first-year expansion team, as they went 8-10 against the Los Angeles Angels in 1961...The Birds won two of three in their first visit to Tropicana Field in May...In the second game of the series, Mike Mussina pitched a five-hit shutout with 10 strikeouts...The following weekend the Devil Rays took four games from the Orioles in Baltimore, becoming only the second expansion team to sweep a four-game series on the road...The Orioles scored a total of nine runs and led for only half of an inning the entire series, and went 6-for-32 in each game...In their next meeting at Tampa Bay, however, the Birds won two of three, with Scott Erickson tossing a five-hit shutout in the finale...The following week the teams split a two-game series at Camden Yards...Baltimore native Tony Saunders and two relievers held the Orioles to four hits in the second game, sending them into a stretch in which they would lose 13 of 14 games.

Orioles vs.  
Opponents



## TEXAS RANGERS

1000 Ballpark Way  
The Ballpark in Arlington (1994)  
Arlington, TX 76011  
Seating Capacity: 49,166  
(817) 273-5222  
Dimensions (L-R): 334-400-325

Orioles Hotel in Texas: Arlington Marriott (817) 261-8200  
Rangers Hotel in Baltimore: Renaissance Harborplace (410) 547-1200  
Vice President of Public Relations: John Blake  
Assistant Director of Public Relations: Brad Horn  
Director of Travel: Chris Lyngos  
Manager: Johnny Oates

## 1998 RESULTS

Orioles won series, 6-5

Date	At	W/L	Score
4/17	TEX	L	4-6
4/18	TEX	W	10-8
4/19	TEX	L	7-11
5/28	BAL	W	5-2
5/29	BAL	W	6-3
5/30	BAL	L	8-10
5/31	BAL	L	5-9
7/15	TEX	W	14-3
7/16	TEX	W	9-3
9/14	BAL	W	1-0
9/15	BAL	L	4-5

## 1999 SCHEDULE

Date	At	Time
5/13	TEX	8:35 PM
5/14	TEX	8:35 PM
5/15	TEX	8:35 PM
5/16	TEX	3:05 PM
5/21	BAL	7:05 PM
5/22	BAL	1:35 PM
5/23	BAL	8:05 PM
7/27	BAL	7:35 PM
7/28	BAL	7:35 PM
7/29	BAL	3:05 PM
9/21	TEX	8:05 PM
9/22	TEX	8:05 PM

(eastern standard times)

## SWEEPS

**Last BAL sweep at home:**  
3 game: 7/28-7/30/97  
4 game: 8/13-8/15/91  
**Last BAL sweep at TEX:**  
3 game: 7/21-7/23/97  
4 game: 6/17-6/20/76  
**Last TEX sweep at BAL:**  
3 game: 4/7-4/10/77  
4 game: Never  
**Last TEX sweep at TEX:**  
3 game: 4/19-4/21/96  
4 game: Never

## TORONTO BLUE JAYS

1 Blue Jays Way, Suite 3200  
Skydome (1989)  
Toronto, ON M5V 1J1  
Seating Capacity: 50,516  
(416) 341-1000  
Dimensions (L-R): 328-375-328

Orioles Hotel in Toronto: Westin Harbour Castle (416) 869-1600  
Blue Jays Hotel in Baltimore: Renaissance Harborplace (410) 547-1200  
Vice President of Media Relations: Howard Starkman  
Assistant Director of Media Relations: Jay Stenhouse  
Traveling Secretary: John Brioux  
Manager: Tim Johnson

## 1998 RESULTS

Blue Jays won series, 7-5

Date	At	W/L	Score
6/12	TOR	W	9-5
6/13	TOR	L	8-9
6/14	TOR	L	4-7
6/18	BAL	L	6-13
6/19	BAL	W	7-4
6/20	BAL	W	11-3
6/21	BAL	L	3-7
7/13	BAL	W	5-0
7/14	BAL	W	11-5
9/21	TOR	L	1-3
9/22	TOR	L	3-7
9/23	TOR	L	3-6

## 1999 SCHEDULE

Date	At	Time
4/9	BAL	7:05 PM
4/10	BAL	1:35 PM
4/11	BAL	1:35 PM
4/16	TOR	7:05 PM
4/17	TOR	4:05 PM
4/18	TOR	1:05 PM
6/29	TOR	7:05 PM
6/30	TOR	7:05 PM
7/1	TOR	2:05 PM
7/6	BAL	7:35 PM
7/7	BAL	7:35 PM
7/8	BAL	3:05 PM

(eastern standard times)

## SWEEPS

**Last BAL sweep at home:**  
3 game: 5/9-5/11/94  
4 game: 6/29-7/1/79  
**Last BAL sweep at TOR:**  
3 game: 6/24-6/26/94  
4 game: Never  
**Last TOR sweep at BAL:**  
3 game: 8/26-8/28/91  
4 game: 6/26-29/97  
**Last TOR sweep at TOR:**  
3 game: 9/21-9/21/98  
4 game: 6/26-6/28/78

## ALL-TIME SERIES RESULTS

Year	Home	Road	Total	Year	Home	Road	Total	Year	Home	Road	Total
1972	1-5	5-1	6-6	1984	4-2	5-1	9-3	1996	2-5	1-5	3-10
1973	5-1	5-1	10-2	1985	6-0	4-2	10-2	1997	5-0	5-1	10-1
1974	2-4	2-4	4-8	1986	3-3	2-4	5-7	1998	3-3	3-2	6-5
1975	3-3	4-2	7-5	1987	4-2	3-3	7-5	<b>Total</b>	<b>84-65</b>	<b>94-55</b>	<b>178-120</b>
1976	2-4	6-0	8-4	1988	4-2	2-4	6-6				
1977	0-5	4-1	4-6	1989	5-1	4-2	9-3				
1978	3-3	4-1	7-4	1990	4-2	4-2	8-4				
1979	5-1	1-5	6-6	1991	5-1	4-2	9-3				
1980	2-4	4-2	6-6	1992	2-4	5-1	7-5				
1981	0-0	2-1	2-1	1993	2-4	2-4	4-8				
1982	4-2	5-1	9-3	1994	1-2	2-1	3-3				
1983	5-1	4-2	9-3	1995	2-1	2-0	4-1				

Best Season Series Record: 10-1, 1997  
Worst Season Series Record: 3-10, 1996  
Most Runs, game by Baltimore: 14, 14-11: 5/14/83 & 14-3: 7/15/98  
Most Runs, game by Texas: 26, 26-7: 4/19/96  
Longest winning streak: 10, 7/29/83-7/23/84  
Longest losing streak: 7, 7/27/95-4/28/96  
Current streak: 1 loss, 9/15/98  
Largest crowd at Memorial: 51,650, 4/6/87  
Largest crowd at OPACY: 47,866, 5/30/98  
Largest crowd at Arlington Stadium: 41,242, 7/4/90  
Largest crowd at The Ballpark in Arlington: 46,682, 7/15/98

1998 HIGHLIGHTS: The Orioles won the season series against Texas, 6-5...Sidney Ponson made his major league debut against Texas on 4/19 and pitched three scoreless innings of relief before allowing a home run to Juan Gonzalez...The teams split a four-game series in Baltimore in May, with the Rangers winning the first two games...Gonzalez hit two home runs in each of the last two games of the series and batted .404 with five home runs and 15 RBI against the Orioles last season...The Birds swept a two-game set in Arlington at the beginning of the second half, scoring a combined 23 runs with 11 doubles...The Orioles battled .342 against Texas in 1998, highest against any opponent...In a two-game series in Baltimore in September, Juan Guzman and two relievers combined on a 1-0 shutout in the first game, but the next night the Rangers overcame a 5-0 deficit and won 6-5 on Ivan Rodriguez's two-run home run in the ninth inning...The loss was the Orioles first in 135 games when leading after eight innings, dating back to 5/3/97.  
ALL-TIME SERIES NOTES: Rafael Palmeiro became the first player to hit two home runs onto Eutaw Street in the same game when he accomplished the feat on 4/11/97...The Rangers scored 26 runs against the Orioles on 4/19/96, including 16 runs in the eighth inning, which set an O's record for most runs allowed in a game and inning...On 6/17/96, the Orioles and Rangers played to a 1-1 tie when rain forced play to stop in the sixth inning...The two teams set an AL record on 8/6/86 when the Orioles' Jim Dwyer and Larry Sheets and the Rangers' Toby Harrah hit three grand slams in a single game...Despite hitting both of their grand slams in the same inning, the Orioles blew a five-run lead and lost, 13-11...The loss plummeted the Birds from 2 1/2 games out of first to a string in which they lost 42 of their final 56 games and finished in last place for the first time in club history...Cal Ripken hit for the cycle on 5/6/84, making him only the second Oriole to do so (Brooks Robinson was the other, 7/15/60 vs. Chicago)...Texas and Baltimore combined for 41 hits (Rangers - 22, Orioles - 19) in 11 innings on 5/14/83.

## ALL-TIME SERIES RESULTS

Year	Home	Road	Total	Year	Home	Road	Total	Year	Home	Road	Total
1977	5-3	5-2	10-5	1985	3-4	1-4	4-8	1993	3-4	2-4	5-8
1978	6-1	2-6	8-7	1986	3-3	5-2	8-5	1994	4-2	3-0	7-2
1979	7-0	4-2	11-2	1987	1-6	0-6	1-12	1995	3-4	4-2	7-6
1980	6-0	5-2	11-2	1988	4-2	1-6	5-8	1996	4-2	4-2	8-4
1981	3-1	2-1	5-2	1989	4-3	3-3	7-6	1997	2-4	4-2	6-6
1982	4-2	6-1	10-3	1990	3-3	2-5	5-8	1998	4-2	1-5	5-7
1983	5-2	2-4	7-6	1991	2-5	3-3	5-8	<b>Total</b>	<b>81-60</b>	<b>63-72</b>	<b>144-132</b>
1984	2-4	2-5	4-9	1992	3-3	2-5	5-8				

Best Season Series Record: 11-2, 1979 & 1980  
Worst Season Series Record: 1-12, 1987  
Most Runs, game by Baltimore: 16, 16-6: 6/27/89  
Most Runs, game by Toronto: 24, 24-10, 6/26/78  
Longest winning streak: 15, 9/8/78-9/6/79  
Longest losing streak: 7, 9/14/87-6/20/88  
Current streak: 3 losses, 9/21-9/23/98  
Largest crowd at Memorial: 47,387, 8/23/83  
Largest crowd at OPACY: 48,011, 6/20/98  
Largest crowd at Skydome: 50,528, 6/25/94

## RECORD BY DECADE

Year	Home	Away	Total
1970's	18-4	11-10	29-14
1980's	35-27	27-34	62-61
1990's	28-29	25-28	53-57

1998 HIGHLIGHTS: Toronto won the season series, 7-5...The Orioles and Blue Jays did not face each other until mid-June, when the Jays won two of three at Skydome...Mike Stanley hit a pair of home runs in the opener and had five against the Orioles in '98...On 6/19, Rafael Palmeiro's home run with two outs in the 15th inning gave the Orioles a 7-4 victory and ended the longest game in club history - 5 hours, 49 minutes...Cal Ripken had four hits and the O's bullpen combined for 10 shutout innings in the marathon...The next night Scott Erickson gave the bullpen a much-needed rest with a complete game in the Orioles' 11-3 victory...The Birds continued their second half surge with a two-game sweep of the Blue Jays a week after the All-Star break...On 7/13, Nerio Rodriguez had a perfect game through five innings and defeated Juan Guzman and the Jays, 5-0...Several weeks later the Orioles acquired Guzman from Toronto in exchange for Rodriguez...In the second game of the series, the Birds hit four home runs, including a first-inning grand slam by Chris Hoiles as they cruised to an 11-5 win...In the first game of the Blue Jays' three-game sweep in Toronto the final weekend of the season, Roger Clemens (15), Paul Quantrill (1) and Dan Plesac (1) combined for 17 strikeouts, tying the record for most by an Orioles opponent...Scott Erickson set a career-high with 12 strikeouts the same night...Harold Baines batted .412 against Toronto in '98.

ALL-TIME SERIES NOTES: On 9/24/97, the Orioles defeated Toronto 9-3 and clinched their first AL East title since '83...Roberto Alomar's game-winning home run in the 10th inning at Skydome on 9/28/96 helped the Orioles defeat the Blue Jays to clinch a wild card berth...On 7/15/96 against Toronto, Cal Ripken played third base for the first time since 6/30/82, snapping a streak of 2,216 consecutive games at shortstop...In '89 the Orioles went to Toronto for the final weekend of the season, trailing the Blue Jays by one game...The Jays won the first game in 11 innings and wrapped up the division title the next day, rallying from a 3-1 deficit in the 8th inning...Toronto hit a major league record 10 home runs against the Birds on 9/14/87...It gave the Blue Jays an 18-3 lead in the bottom of the eighth inning, prompting manager Cal Ripken Sr. to insert Ron Washington at shortstop and ending Cal Ripken Jr.'s consecutive inning streak at 8,243, believed to be a major league record...On 8/24/83, Tippy Martinez picked off three Toronto runners from first base and utility infielder Lenn Sakata, playing catcher, hit a game-winning home run in the 10th to give the Orioles a 7-4 victory...The Blue Jays beat the Orioles 24-10 on 6/26/78, in a game which player/coach Elrod Hendricks pitched 2.1 scoreless ninnings.

Orioles vs.  
Opponents

## ATLANTA BRAVES

755 Hank Aaron Dr.  
Turner Field (1997)

Atlanta, GA 30315  
Seating Capacity: 50,062

(404) 522-7630  
Dimensions (L-R): 335-400-330

Orioles Hotel in Atlanta: Marriott Marquis (404) 521-0000  
Director of Public Relations: Jim Schultz  
Manager of Public Relations: Glen Serra  
Traveling Secretary: Bill Acree  
Manager: Bobby Cox

### 1998 RESULTS

Braves won series, 2-1				
Date	At	W/L	Score	
6/5	BAL	W	3-2	
6/6	BAL	L	5-10	
6/7	BAL	L	0-9	

### 1999 SCHEDULE

Date	At	Time
6/11	ATL	7:40 PM
6/12	ATL	1:15 PM
6/13	ATL	8:05 PM

(eastern standard times)

### SWEEPS

Last BAL sweep at ATL:  
3 game: 6/13-6/15/98

### ALL-TIME SERIES RESULTS

Year	Home	Road	Total
1997	0-0	3-0	3-0
1998	1-2	0-0	1-2
<b>Total</b>	<b>1-2</b>	<b>3-0</b>	<b>4-2</b>

Most Runs, game by Baltimore: 6, 6-4, 6/14/97  
Most Runs, game by Atlanta: 10, 10-5, 6/6/98  
Longest winning streak: 4 games, 6/13/98 - 6/5/98  
Longest and current losing streak: 2 games, 6/6-6/7/98  
Largest crowd at OPACY: 48,098, 6/6/98  
Largest crowd at Turner Field: 48,334, 6/13/98

1998 HIGHLIGHTS: The Braves beat the Orioles two out of three at Camden Yards in the first interleague series of the season...In the series opener, Scott Erickson outdueled Denny Neagle, 3-2, in a game in which all five runs came on solo home runs...The game took 1 hour, 53 minutes, the Orioles' quickest of the season...In the second game of the series, Mike Mussina made his first start since being struck in the face by a line drive several weeks earlier...Mussina struck out 10 batters in 4.2 innings, but took the loss...On 6/7, Greg Maddux pitched a four-hit shutout as the Birds lost, 9-0, snapping their string of 129 straight games without being shutout.  
ALL-TIME SERIES NOTES: The Orioles swept the Braves, 6/13-15/97 at Turner Field in the first interleague series for each team...The Birds won the opener, 4-3, behind a four-run sixth inning...In the second game, Chris Hoiles, who had struck out five times earlier that day, put the O's ahead for good with a two-run double in the 12th inning...In the series finale, Lenny Webster's game-winning home run in the 10th inning gave the Orioles a 5-3 win and sweep of the defending NL Champions...Randy Myers saved all three games of the series, as the bullpen allowed only two runs in 12 innings.

### RECORD BY DECADE

Year	Home	Away	Total
1990's	1-2	3-0	4-2

## FLORIDA MARLINS

2267 N.W. 199th St.  
Pro Player Stadium (1993)

Miami, FL 33056  
Seating Capacity: 50,062

(305) 626-7400  
Dimensions (L-R): 335-400-330

Orioles Hotel in Florida: Sheraton Bal Harbour (305) 865-7511  
Director/Baseball Information & Publicity: Ron Colangelo  
Assistant Director/Baseball Information & Publicity: Julio Sarmiento  
Director of Team Travel: Bill Beck  
Manager: John Boles

### 1998 RESULTS

Marlins won series, 2-1				
Date	At	W/L	Score	
6/30	BAL	L	5-7	
7/1	BAL	L	3-5	
7/2	BAL	W	5-3	

### 1999 SCHEDULE

Date	At	Time
6/7	FLA	7:05 PM
6/8	FLA	7:05 PM
6/9	FLA	7:05 PM

(eastern standard times)

### SWEEPS

Last FLA sweep at FLA:  
3 game: 9/1-9/3/98

### ALL-TIME SERIES RESULTS

Year	Home	Road	Total
1997	0-0	0-3	0-3
1998	1-2	0-0	1-2
<b>Total</b>	<b>1-2</b>	<b>0-3</b>	<b>1-5</b>

Most Runs, game by Baltimore: 5, three times, most recently 7/2/98  
Most Runs, game by Florida: 10, 9/1/97  
Longest losing streak: 5 games, 9/1/97 - 7/1/98  
Longest and current winning streak: 1 game, 7/2/98  
Largest crowd at OPACY: 46,006, 7/2/98  
Largest crowd at Pro Player Stadium: 42,446, 9/1/97

1998 HIGHLIGHTS: The Marlins took two of three games from the Orioles in Baltimore in 1998 and are 5-1 against the Birds in the two-year history of the series...In the first game, the Marlins overcame an early 5-0 deficit to win, 7-5...The next night, Livan Hernandez and two relievers beat the O's, 5-3, extending their losing streak to eight games...In the series finale, the Orioles won behind Sidney Ponson, who started a personal six-game winning streak...Rafael Palmeiro homered in each game of the series.  
ALL-TIME SERIES NOTES: The Orioles were swept by the Marlins in Miami, 9/1-3/97...On 9/2, Mike Mussina and Kevin Brown were locked in a pitchers' duel that went 2-2 into the 10th inning, before Edgar Renteria's RBI single gave the Marlins a 3-2 win...Gary Sheffield's home run in the bottom of the ninth inning gave Florida a 7-6 victory on 9/3.

### RECORD BY DECADE

Year	Home	Away	Total
1990's	1-2	0-3	1-5

## MONTREAL EXPOS

P.O. Box 500, Station M  
Olympic Stadium (1977)

Montreal, QC H1V 3P2  
Seating Capacity: 46,500

(514) 253-8282  
Dimensions (L-R): 325-404-325

Expos Hotel in Baltimore: Renaissance Harborplace (410) 547-1200  
Director/Media Relations: P.J. Loyello  
Director/Media Services: Monique Giroux  
Coordinator/Team Travel: Sean Cunningham  
Manager: Felipe Alou

### 1998 RESULTS

Expos won series, 3-0				
Date	At	W/L	Score	
6/26	MON	L	4-9	
6/27	MON	L	1-3	
6/28	MON	L	4-8	

### 1999 SCHEDULE

Date	At	Time
7/15	BAL	7:35 PM
7/16	BAL	7:35 PM
7/17	BAL	7:05 PM

(eastern standard times)

### SWEEPS

Last MON sweep at MON:  
3 game: 6/26-6/28/98

### ALL-TIME SERIES RESULTS

Year	Home	Road	Total
1997	1-2	0-0	1-2
1998	0-0	0-3	0-3
<b>Total</b>	<b>1-2</b>	<b>0-3</b>	<b>1-5</b>

Most Runs, game by Baltimore: 5, 5-4, 6/17/97  
Most Runs, game by Montreal: 9, 9-4, 6/26/98  
Longest winning streak: 1 game, 6/17/97  
Longest and current losing streak: 4 games, 6/18/97 - 6/28/98  
Largest crowd at OPACY: 47,793, 6/17/97  
Largest crowd at Olympic Stadium: 16,145, 6/28/98

### RECORD BY DECADE

Year	Home	Away	Total
1990's	1-2	0-3	1-5

1998 HIGHLIGHTS: The Expos swept a three-game series from the Orioles in Montreal...Rondell White had four hits in the first game and went 9-for-14 with a double, home run and 6 RBI in the series...Carl Pavano held the Orioles to one run on four hits in seven innings in the second game, to win 3-1...In the series finale, the Expos jumped off to a 6-0 lead en route to an 8-4 victory...Ugueth Urbina finished all three games of the series, saving the final two...The Orioles are 1-5 in their two-year history with Montreal.  
ALL-TIME SERIES NOTES: The Expos took two of three games against the Orioles in '97 in the first meeting between the two teams...In the first game, won by Montreal 6-4, Chris Hoiles sprained his medial collateral ligament in his right knee in a collision at the plate with F.P. Santangelo and was lost for the next month...In the second game, won by the O's 5-4, Henry Rodriguez hit the only Eutaw Street home run by an opponent in '97...In the series finale, Carlos Perez outdueled Jimmy Key in a 1-0 Expos' victory...Former Oriole Sherman Obando drove in the only run with a solo home run...The mid-June series was the first the Orioles lost at home in '97.

## NEW YORK METS

Shea Stadium  
Shea Stadium (1964)

123-01 Roosevelt Avenue  
Seating Capacity: 55,775

Flushing, NY 11368  
Dimensions (L-R): 338-410-338

Mets Hotel in Baltimore: Renaissance Harborplace (410) 547-1200  
Director of Media Relations: Jay Horwitz  
Media Relations Assistant: Rafael Morfi  
Traveling Secretary: Charlie Samuels  
Manager: Bobby Valentine

### 1998 RESULTS

Mets won series, 3-1				
Date	At	W/L	Score	
6/22	BAL	W	7-2	
6/23	BAL	L	3-6	
6/24	NYM	L	3-6	
6/25	NYM	L	2-3	

### 1999 SCHEDULE

Date	At	Time
7/18	BAL	8:05 PM
7/19	BAL	7:35 PM
7/20	BAL	7:35 PM

(eastern standard times)

### SWEEPS

None

### ALL-TIME SERIES RESULTS

Year	Home	Road	Total
1997	1-2	0-0	1-2
1998	1-1	0-2	1-3
<b>Total</b>	<b>2-3</b>	<b>0-2</b>	<b>2-5</b>

Most Runs, game by Baltimore: 7, 7-2, 6/22/98  
Most Runs, game by New York: 13, 13-6, 8/30/97  
Longest winning streak: 1 game, twice, most recently 6/22/98  
Longest and current losing streak: 3 games, 6/23-6/25/98  
Largest crowd at OPACY: 48,075, 8/31/97  
Largest crowd at Shea Stadium: 35,156, 6/25/98

### RECORD BY DECADE

Year	Home	Away	Total
1990's	2-3	0-2	2-5

1998 HIGHLIGHTS: The Mets won three of four games between the teams in the Orioles' first home-and-home series since 5/27-31/77 against the Minnesota Twins...The Birds won the series opener at Oriole Park, 7-2, behind Mike Mussina's complete-game two-hitter...The only two New York batters to reach base were Brian McRae and Butch Huskey, who hit back-to-back home runs...The following night the Orioles led 3-2 when the game was delayed by rain in the sixth inning...The Mets scored three runs in the 7th inning when play resumed and won 6-3...Carlos Baerga's 9th inning two-out single gave NY a 3-2 win in the finale.  
ALL-TIME SERIES NOTES: The Mets won two of three games against the Orioles in Baltimore in '97...The O's took the series opener, 4-3, when Cal Ripken singled in the winning run in the 12th inning...97 actually marked the second time the Mets have visited Camden Yards...The Mets and Orioles played the first game in Oriole Park, an exhibition on 4/3/92...The Mets beat the Orioles in the '69 World Series, 4 games to 1.

Orioles vs.  
Opponents



## PHILADELPHIA PHILLIES

P.O. Box 7575  
Veterans Stadium (1971) Philadelphia, PA 19101  
Seating Capacity: 62,409 (215) 463-6000  
Dimensions (L-R): 330-408-330

Orioles Hotel in Philadelphia: Sheraton Society Hill (215) 238-6000  
Phillies Hotel in Baltimore: Renaissance Harborplace (410) 547-1200

Vice President/Public Relations: Larry Shenk

Manager/Publicity: Leigh Tobin

Traveling Secretary: Eddie Ferenz

Manager: Terry Francona

### 1998 RESULTS

Date	At	W/L	Score
6/8	PHI	W	14-8
6/9	PHI	L	0-2
6/10	PHI	W	5-2

### 1999 SCHEDULE

Date	At	Time
6/4	BAL	7:35 PM
6/5	BAL	7:05 PM
6/6	BAL	1:35 PM
7/9	PHI	7:35 PM
7/10	PHI	7:05 PM
7/11	PHI	1:35 PM

(eastern standard times)

### SWEEPS

Last BAL sweep at home:  
3 games: 6/30-7/2/97

### ALL-TIME SERIES RESULTS

Year	Home	Road	Total
1997	3-0	0-0	3-0
1998	0-0	2-1	2-1
Total	3-0	2-1	5-1

Most Runs, game by Baltimore: 14, 14-8: 6/8/98

Most Runs, game by Philadelphia: 8, 14-8: 6/8/98

Longest winning streak: 4 games, 6/30/97 - 6/8/98

Longest losing streak: 1 game, 6/9/98

Current streak: 1 win, 6/10/98

Largest crowd at OPACY: 47,837, 6/30/97

Largest crowd at Veterans' Stadium: 27,602, 6/9/98

### RECORD BY DECADE

Year	Home	Away	Total
1990's	2-3	0-2	2-5

1998 HIGHLIGHTS: The Orioles won two of three games against the Phillies at Veterans Stadium...In the series opener, the Birds pounded out 10 extra-base hits on their way to a 14-8 win...The Orioles had 18 hits, while Doug Johns and Arthur Rhodes each collected their first major league hit...Johns went 2-for-2, becoming the first Oriole pitcher to have two hits in a game since Dave McNally in '72...The following night, the O's were held to three hits and were shutout for the second time in three games...In the series finale, the Orioles scored three runs in the top of the 10th inning to win, 5-3...Brady Anderson went 5-for-10 with a double and triple in the series and the Orioles bullpen combined to go 2-0 with a 0.93 ERA.

ALL-TIME SERIES NOTES: The Orioles swept the Phillies in a three-game series at Camden Yards in '97...In the series opener, Mike Mussina won his 100th career game and Cal Ripken broke the game open with a grand slam in the third inning...The following night Randy Myers struck out the side in the ninth for his 300th career save...President Bill Clinton threw out the first pitch in the series finale...The Orioles won, 10-6, when they rallied for six runs in the final two innings, keyed by a three-run double by Jeff Reboulet...The Orioles beat the Phillies 4 games to 1 to win the '83 World Series.

# 1999 MINOR LEAGUES



Orioles prospect, Chris Fussell, visits the upper deck during Fan Appreciation Week

## ORIOLES SCOUTING DEPARTMENT

### SCOUTING DIRECTOR

Tony DeMacio  
333 West Camden Street  
Baltimore, MD 21201

### NATIONAL CROSSCHECKER

Mike Ledna  
919 W. Hintz Road  
Arlington Heights, IL 60004

### REGIONAL SUPERVISORS

Logan White (Western US) 402 E. Glenhaven Dr. Phoenix, AZ 85048	Jeffrey Wren (International) 6000 Country Club Drive Ridge Manor, FL 33523	Earl Winn (Midwestern US) 302 Crestlake Way Bowling Green, KY 42104	Shawn Pender (Eastern US) 1204 Wilde Avenue Drexel Hill, PA 19026
--	---	--	--

### SPECIAL ASSIGNMENT SCOUTS

Deacon Jones 1015 Gold Finch Sugar Land, TX 77478	Curt Molton 3107 Persimmon Tree Ct Woodstock, MD 21163
---	--

### MAJOR LEAGUE SCOUTS

Bob Schaeffer 9070 Olde Hickory Circle Ft. Myers, FL 33912	Don Welke 4115 Bramore Lane Louisville, KY 40216
--	--

### DIRECTOR OF LATIN AMERICAN SCOUTING

Carlos Bernhardt  
Calle General Duverge # 196  
San Pedro de Macoris, Dominican Republic

### INTERNATIONAL SCOUTS

Jesus (Chu) Halabi (Aruba, Curacao, Caribbean) P.O. Box 724 Aruba, Netherlands Antilles	Ubaldo Heredia (Venezuela) AV. Fuerzas Armadas, Esq San Francisco, Piso 3, Apt 21 Caracas, Venezuela	Salvador Ramirez (Dom Republic) Calle Medicina #8 Barrio Hazin San Pedro de Macoris, DR
--	--	---

Arturo Sanchez (Venezuela) Apartado Postal 982 Barquisimeto, Lara Venezuela	Brett Ward (Australia) 7 Fan Simeon Road Queensland Australia 4226
---	--

### FULL-TIME SCOUTS

Lane Decker (OKKS/MO/NE/SD/ND) 4700 Matt Dr N.E. Piedmont, OK 73078	Dean Decillis (So FL/PR) 8380 Lagos De Camp #110 Tamarac, FL 33321	Rodney Elam (MN/WI/OH/IL/ID) 3012 Abner Place St. Louis, MO 63120	John Gillette (WA/OR/ID/MT) 13029 103rd Place N.E. Kirkland, WA 98034
--	--	--	--

Jim Howard (NY/NJ/PA/New England) 30 Mapleridge Ave Clifton Park, NY 12065	Ray Kraczyk (So CA/So NV) 21906 Raintree Lane Lake Forest, CA 92630	Gil Kubski (So CA) 4542 Scenario Drive Huntington Beach, CA 92649	Jeff Morris (AZ/UT/ANY/CO/NM) 2140 Bitter Cherry Tucson, AZ 85715
---	--	--	--

Lamar North (GA/SC) 1307 South Crest Rd Rossville, GA 30741	Deron Rombach (TX) 1000 Bannack Drive Arlington, TX 76001	Harry Shelton (No FL) 1924 Cassingham Circle Orlando, FL 32818	Ed Sprague (No CA/No NV) 19015 N. Davis Drive Lodi, CA 95242
--	--	---	---

Marc Tramuta (MD/DE/VA/VA/NC) 19700 Crystal Rock #24 Germanstown, MD 20874	Mike Tullier (LA/AR/MS/AL) 7807 Fig Street New Orleans, LA 70125	Marc Ziegler (MI/OH/KY/TN) 6809 Kristins Cove Lane Canal Winchester, OH 43110
---	---	--

### PART-TIME SCOUTS

Gil Bassetti Brooklyn, NY	Terry Brewer Charlotte, NC	Mike Brookhart Highlands Ranch, CO	Jesus Carmona Mexico
Marco Cobos Panama	Pablo Luis Delgado Puerto Rico	Jim Gilbert Hagerstown, MD	Bruce Heiser Netherlands
Ellerton Maynard Virgin Islands	Ernst Meyer Curacao	Wayne Norton Canada	Antonio Reyes Dominican Republic
Benito Rosario Dominican Republic	Tony Segzda Elico, PA	Luis Silveira Atascadero, CA	Tom Sugimoto Sacramento, CA

Ivan Vojvoda  
Los Altos, CA

## ORIOLES SCOUTING

### AND

## MINOR LEAGUE ORGANIZATION

General Manager	Frank Wren
Director of Player Personnel	Syd Thrift
Assistant General Manager	Bruce Manno
Director of Player Development	Tom Trebelhorn
Director of Scouting	Tony DeMacio
Special Assistant to the GM	Fred Uhlman, Sr.
Assistant Director of Player Development	Don Buford
Administrator/Player Development	Tripp Norton
Administrative Assistant/General Manager	Ellen Harrigan
Administrative Assistant/Player Development	Ann Lange
Computer Services/Scouting	Marcy Zerhusen
Administrative Assistant/Scouting	Brian Hopkins
Director of Latin American Scouting	Carlos Bernhardt
Minor League Camp Coordinator	Lenny Johnston
Minor League Roving Instructor	Denny Walling
Minor League Roving Hitting Instructor	Dave Stockstill
Minor League Pitching Coordinator	Bo McLaughlin
Minor League Medical Coordinator	Guido Van Rysseghem
Minor League Strength/Conditioning Coach	Pat Hedge
Minor League Groundskeeper	Jaime Rodriguez

## 1998 MINOR LEAGUE SUMMARY

CLUB	LEAGUE	MANAGER	W-L	PCT	GB	PLACE
Rochester	International	Marv Foley	70-74	.486	-11.5	4th (North)
Bowie	Eastern	Joe Ferguson	71-71	.500	-10.5	4th (Southern)
Frederick	Carolina	Tommy Shields	64-76	.457		(Overall)
		1st Half	35-35	.500	-5.0	3rd (Northern)
		2nd Half	29-41	.414	-17.0	4th (Northern)
Delmarva	S. Atlantic	Dave Machemer	81-61	.570		(Overall)
		1st Half	42-29	.592	-2.5	3rd (Northern)
		2nd Half	39-32	.549	+2.0	1st (Northern)
Bluefield	Appalachian	Andy Etchebarren	33-34	.493	-4.5	2nd (East)
Sarasota	Gulf Coast	Butch Davis	28-32	.467	-6.0	4th (Western)
		Overall Record	347-348	.499		

### PLAYOFFS:

DELMARVA: Lost to Hagerstown in the South Atlantic League quarterfinals, 2 games to 0

### Player of the Year

### CALVIN PICKERING

POS	AVG	G	AB	R	H	2B	3B	HR	RBI	BB	SO	SB	CS	SLG
1B	.309	139	488	93	151	28	2	31	114	98	119	4	6	.566

### Pitcher of the Year

### GABE MOLINA

W-L	ERA	G	GS	CG	ShO	Sv	IP	H	R	ER	HR	BB	SO
3-2	3.36	47	0	0	0	24	61.2	48	24	23	5	27	75



## ORIOLES 1998 MINOR LEAGUE SUMMARY

Nineteen players were promoted from the minors to the major league roster during the 1998 season and 14 players were named to mid-season or year-end league All-Star teams. The organization's Player of the Year was AA Bowie 1B Calvin Pickering, who batted .309 with 31 home runs and 114 RBI. The organization's Pitcher of the Year was right-hander Gabe Molina, who went 3-2 with a 3.36 ERA and 24 saves at AA Bowie.

### ROCHESTER (AAA)

The Red Wings went 70-74 in 1998 and finished in fourth place in the North Division of the International League, 11.5 games behind Buffalo. It was the first time since 1994 that Rochester finished with a losing record and did not make the playoffs. The Red Wings won 8 of their final 10 games, however, to reach the 70-win plateau for the 12th time in the last 13 seasons. Danny Clyburn missed the first two months of the season, but batted .286 with 14 homers and 54 RBI in 84 games. Willis Otanez was one of the IL's top hitters in 1998, batting .285 with 27 home runs and 100 RBI. Terry Burrows went 9-6 and led the league with a 2.96 ERA. Rocky Coppinger went 8-3 with the Red Wings and had a 6-game winning streak late in the season. Chris Fussell went 5-2 with a 3.99 ERA in 10 starts to earn a September promotion to the Orioles. *Baseball America* named Rochester as best minor league city in baseball, based on success, tradition, continuity, history, fan support and media coverage.

### BOWIE (AA)

The Baysox went 71-71 and finished in fourth place in the Southern Division of the Eastern League last season, 10.5 games behind Akron. Bowie featured some of the best prospects in the Orioles' system, as evidenced by the seven players who played in both Bowie and Baltimore in 1998. Calvin Pickering had one of the best seasons in Orioles' minor league history, batting .309 and leading the league in home runs (31), RBI (114), on-base percentage (.434) and slugging percentage (.566). Jerry Hairston joined the Baysox at midseason and hit safely in his first 16 games and batted .326 with 20 extra-base hits at Double-A. Ryan Minor was second on the team with 17 home runs and 71 RBI, and was named as the EL's Best Defensive Third Baseman and Best Infield Arm by *Baseball America*. Gabe Molina was third in the league and set a Baysox franchise record with 24 saves. Rich Kelley appeared in 18 games and went 8-2 with a 3.71 ERA.

### FREDERICK (A)

The Keys went a combined 64-76 in 1998, 35-35 in the Carolina League's first half and 29-41 in the second half. Frederick finished the first half with three pitchers in the top eight in the league in ERA. Josh McNatt headed up the staff with an 11-8 record and 3.15 ERA. Tim DeCinces was the Keys' top hitter in the second half, batting .278 with 14 home runs and 40 RBI. Frederick featured a league-high six players on the Carolina League All-Star team - McNatt, Chris Bryant, Josh Towers, Ivanon Coffie, Jerry Hairston and Chip Alley.

### DELMARVA (A)

The Shorebirds went 81-61 in 1998, the best record of any Orioles farm team, and made the playoffs for the third consecutive season. They were swept in the first round of the SAL playoffs by Hagerstown, 2-0. Delmarva led the league in attendance for the third straight year. Matt Riley emerged as one of the organization's top prospects after joining the Shorebirds in June, as he went 5-4 with a 1.19 ERA (83.0 IP, 42 H, 136 K). Jay Spurgeon won his last eight decisions and went 11-3 with a 2.64 ERA. Derek Brown saved 33 games, most by an Orioles' minor league pitcher, and was named SAL's Best Reliever by *Baseball America*. The Shorebirds also featured the Orioles' two first-round selections in the 1997 draft, Jayson Werth and Darrell McDonald. Werth batted .265 and threw out 39% of attempted basestealers, while McDonald stole 35 bases and tied a club record with a 14-game hitting streak.

### BLUEFIELD (ROOKIE)

Bluefield went 33-34 and finished in second place of the East Division of the Appalachian League in 1998, 4.5 games behind Princeton. The Orioles second-place finish snapped their two-year reign as Appy League champions. Ntema Ndungidi finished the year strongly batting .295 with 7 home runs and 35 RBI. Joey Hammond was leading the league with a .388 average before being transferred to Delmarva. Sonny Garcia went 4-2 and led the league with a 2.04 ERA.

### GULF COAST (ROOKIE)

The Orioles finished in fourth place in the Gulf Coast League with a 28-32 record. Despite playing less than half of the season, 1998 first round draft pick Rick Elder led the team in batting (.340), home runs (3), RBI (26) and slugging percentage (.547). Tim Raines, Jr. was second in the league with 37 stolen bases. Craig Ratliff went 5-4 with a 3.07 ERA.

### DOMINICAN SUMMER LEAGUE

The Orioles entry finished in sixth place in the eight-team San Pedro de Macoris division with a 22-42 record. Outfielder Modesto Paulino led the team with a .313 average.

### ORIOLES TO PLAY AT ROCHESTER

The Orioles will play their AAA Rochester Red Wings farm club for the 29th time in an exhibition game on June 28 at 6:15 p.m. at Frontier Field. The teams last played each other in 1997, when the Red Wings defeated the O's 3-1 before a Frontier Field record crowd of 13,723 fans. Rochester leads the series, 14-13, with one game ending in a tie.

## MINOR LEAGUE STAFF ROVING INSTRUCTORS/COORDINATORS

### GUIDO A.M. VAN RYSEGEM MEDICAL COORDINATOR

HT: 6-1 WT: 190

Born: Aug. 4, 1959, Antwerp, Belgium

Resides: Port Charlotte, FL

**NOTES:** Is in his third season in Orioles organization, second as Minor League Medical Coordinator...Replaced Kevin Harmon, who was named assistant trainer for the Tampa Bay Devil Rays...Served as trainer for AAA Rochester in '97 after serving three seasons in Texas organization...Spent '96 season at AA Tulsa after two seasons at Class A Charlotte...Began professional training career with Class A Eugene Emeralds in Kansas City organization in 1991...Worked in 1992-93 as head athletic trainer for club sports at the University of Oregon...While a student at Oregon, he had a series of training internships with the Seattle Mariners.

**PERSONAL:** Earned his masters degree in sports medicine and athletic training from the University of Oregon in Eugene, OR, in 1993...Received a nursing degree in his native Belgium in 1983...Is fluent in Dutch, French and English...Works as an athletic trainer in a sports medicine clinic in the off-season...Married to the former Martha Adams (7/23/83)...They have two children, Sam, 11, and Lisa, 7...Enjoys traveling, camping, hiking and reading.

### TRAINING CAREER

1991	Trainer, Eugene Emeralds, Northwest, A (Royals)
1994-95	Trainer, Charlotte Rangers, Florida State, A (Rangers)
1996	Trainer, Tulsa Drillers, Texas, AA (Rangers)
1997	Trainer, Rochester Red Wings, International, AAA (Orioles)
1998-	Minor League Medical Coordinator, (Orioles)

### PATRICK (PAT) FRANCIS HEDGE

#### MINOR LEAGUE STRENGTH AND CONDITIONING COACH

HT: 6-0 WT: 190

Born: Dec. 10, 1966, New Haven, CT

Resides: Bristol, CT

**NOTES:** Begins his 7th season in his current position and 10th overall within the organization...Works closely with major league strength and conditioning coach Tim Bishop in constructing a uniform method of conditioning throughout the organization...Began his career with the O's as an outfielder, selected in the 22nd round of the '89 June draft...Played three seasons in the Orioles farm system, including his final two with the Frederick Keys ('90 & '91), playing 210 games...Established a reputation for hustle, hard work and overachievement during his playing days...In his final season in Frederick, he ran through the outfield fence in Lynchburg in pursuit of a flyball...Was released following the 1991 season and returned to the University of Hartford to obtain a degree in physical education...Attends the University of Connecticut in effort to obtain his masters in exercise physiology.

**PERSONAL:** 1985 Graduate of the Morgan (CT) School...Lettered in baseball, football and basketball while at Morgan...Received a nomination to attend the Air Force Academy...Played three years of baseball at the University of Hartford where he was roommate of 1994 NL MVP Jeff Bagwell...Was MVP of the Eastern Regionals in 1988.

### COACHING CAREER

1993-	Minor League Strength and Conditioning Coach (Orioles)
-------	--

### LEONARD (LEN) E. JOHNSTON

#### CAMP COORDINATOR

HT: 5-10 WT: 175

Born: March 15, 1928, Pontiac, MI

Resides: Carmel, IN

**NOTES:** Entering his 23rd season with the Orioles organization, he is one of the deans of the organization in terms of service, having been with the club since 1976 in a number of different capacities...Joined the O's organization as a manager at Miami '76-'77...Also served as a Midwest scout and field coordinator, '79-'83; as a cross-checker, camp coordinator and Mid-American scout, '84-'88; and as an interim manager with Hagerstown in the second half of 1984...Was a regional scouting supervisor in '88 and has served as minor league camp coordinator for the last eight seasons...Signed to first pro contract by White Sox upon graduation from college...Was named American Base-

ball Congress Rookie of the Year in 1953 while with Colorado Springs (A)...Led Southern Association in stolen bases in '54 (39), the American Association in '55 (25) and the International League in '56 (40), '57 (26) and '58 (37)...Spent his last 12 seasons in AAA, playing in Indianapolis his final six seasons...Finished with a .284 career mark with 325 stolen bases...Stole 20-or-more bases in eight professional seasons...Began his managerial career in 1967 in the Washington Senators farm system (managed Burlington in the Carolina League in '67-'68 and coached at Buffalo in International League in '69)...He later managed and scouted for the Cleveland Indians organization for five years.

**PERSONAL:** Graduated in 1946 from Saginaw Arthur Hill (MI) HS and from Western Michigan University in 1952...He played baseball at both schools...Was inducted into the Western Michigan Hall of Fame...Is featured in *Baseball America's* book *The Minor League Register*, an encyclopedia of minor league stars.

#### RECORD AS MANAGER

Year	Class	Club	League	W-L	Pct	Pos
1967	A	Burlington	Carolina	70-69	.504	3rd
1968	A	Burlington	Carolina	56-84	.400	6th
1970	A	Sumter	West Coast	61-68	.473	6/2
1971	R	Sarasota	Gulf Coast	28-24	.538	3rd
1972	AA	Elmira	Eastern	46-91	.336	4th
1973	R	Sarasota	Gulf Coast	32-24	.571	2nd
1974	A	Peninsula	Carolina	58-76	.433	5/5
1976	A	Miami	Florida State	79-63	.556	1st
1977	A	Miami	Florida State	72-66	.522	2nd
1984	A	Hagerstown	Carolina	27-39	.409	4th
<b>CAREER TOTALS</b>				<b>(10 years)</b>	<b>529-604</b>	<b>.457</b>

#### MICHAEL DUANE (BO) MCLAUGHLIN MINOR LEAGUE PITCHING COORDINATOR

HT: 6-3 WT: 250 B: R T: R

Born: Oct. 23, 1953, Oakland, CA

Resides: Mesa, AZ

**NOTES:** Begins his 2nd season in the Orioles organization, his first as Minor League Pitching Coordinator...Was pitching coach at Bowie last season...Spent three seasons in the Montreal organization, serving as AAA Ottawa pitching coach in '97...Was pitching coach at AA Harrisburg in '95-'96...Began his coaching career in the Cubs organization in 1993 at Class A Peoria and AA Orlando in 1994...Spent all or part of six years in the majors as a pitcher with Houston, Atlanta and Oakland...Went 10-20 with a 3.73 ERA overall...Was Houston's 1st round selection (14th overall) in 1975 June draft...Made his debut with Astros in '76, going 4-5 with a 2.85 ERA...His 1st major league win came July 25, 1976, when he went 10 innings to beat San Francisco 1-0.

**PERSONAL:** Graduated from Amelia (OH) HS, where he played baseball and basketball...Is a 1975 graduate of David Lipscomb University in Nashville, TN, where he was an All-American in 1974-75...Lives in Mesa, AZ, with his wife, Edna, and their 3 children, Nate, Natalie and Nic.

#### COACHING CAREER

1993	Pitching Coach, Peoria Chiefs, Midwest, A (Cubs)
1994	Pitching Coach, Orlando Cubs, Southern, AA (Cubs)
1995-96	Pitching Coach, Harrisburg Senators, Eastern, AA (Expos)
1997	Pitching Coach, Ottawa Lynx, International, AAA (Expos)
1998	Pitching Coach, Bowie Baysox, Eastern, AA (Orioles)

#### JAIME RODRIGUEZ MINOR LEAGUE HEAD GROUNDSKEEPER

HT: 5-10 WT: 170

Born: Feb. 7, 1946, Cagua, PR

Resides: Sarasota, FL

**NOTES:** Begins his 26th year as the head groundskeeper for the Orioles' minor league operations...Oversees field and clubhouse operations at Orioles' minor league spring training complex in Sarasota and for Gulf Coast League games, and is a "troubleshooter" for all the organization's minor league fields during the season...Has been with the organization since 1960, except for two years (1977-79)...Was batboy and clubhouse and field attendant for the major league camp in Miami, 1960-68...Joined Pat Santarone's groundscrew in Baltimore at Memorial Stadium for three years, 1969-71, before being named head groundskeeper for the Orioles' minor league system in 1972...Worked briefly for the Miami Amigos in the Inter-American League in 1979...Signed and played 2B for the Orioles Class A Miami Farm Club in 1969 because of injuries to others...Played Winter Ball in Panama for several years.

**PERSONAL:** Has been married to his wife, Mirta, for 26 years...They have 2 children, Jimmy, 23, and Yvette, 19...Jimmy has worked with his father the last 5 years and is pursuing a landscaping degree.

#### DENNY WALLING MINOR LEAGUE ROVING INSTRUCTOR

HT: 6-1 WT: 185 B: L T: R

Born: April 17, 1954, Neptune, NJ

Resides: Waynesboro, VA

**NOTES:** Returns to Orioles organization as roving instructor after serving as the hitting coach for the Oakland A's for the last three years...Was minor league hitting instructor for the Orioles in 1995...Following his playing career, joined the Chicago Cubs organization as a coach for the Gulf Coast League Cubs in 1994...Spent 18 years in majors, including 15 in the National League...Was drafted as an outfielder by the Oakland A's in the first round of the 1975 draft out of Clemson University...Went straight from college to major leagues, where he went 1-for-8 in 6 games in 1975...Was traded to Houston in 1977 and spent the next 11 1/2 seasons with the Astros, batting .280 or better in six of those seasons...Delivered game-winning hit in 11th inning of Game 2 of 1981 Divisional Series vs. Los Angeles...Best season came in '86, when he batted .312 with 13 home runs and 58 RBI...Traded to St. Louis for Bob Forsch and played 2 1/2 seasons with the Cardinals...Had 11 pinch-hits in both '89 and '90...Spent '91 season with Rangers before finishing out his career with Astros in '92.

**PERSONAL:** Graduated from Howell High School in New Jersey, where he earned three letters in basketball and football and four in baseball...Was selected as first team JC All-American at Brookdale Community College (NJ) in '74 and was named ACC Player of the Year in '75 while at Clemson University...He and his wife, Teresa, have four children: Heather, Kyle, Kurt and Kara.

#### COACHING CAREER

1994	Coach, Gulf Coast League, R (Cubs)
1995	Minor League Hitting Instructor, Baltimore Orioles
1996-98	Hitting Coach, Oakland Athletics

#### DAVID STOCKSTILL ROVING HITTING INSTRUCTOR

HT: 6-0 WT: 195 B: L T: R

Born: Oct. 4, 1957, Springfield, MO

Resides: Hurley, MO

**NOTES:** Begins his 6th season as a hitting instructor in the Orioles organization...Played 16 years professionally including the last eight in Mexico...Originally signed with the Cubs as a free agent in June 1978...Played in the Cubs ('78-'81), Rangers ('81-'85), Giants ('87) and Expos ('91) organizations...Hit .283 with 27 homers and had a league-leading 101 RBI with Geneva (A) in 1979, capturing Midwest League's MVP honors...Played three seasons with Oklahoma City (AAA) before moving to the Mexican League in '86...Played eight seasons in the Mexican League for three teams: Puebla ('86-'87), Jalisco ('88) and Union Laguna ('89-'93)...Spent the last 1 1/2 seasons as player/manager...Finished with a .342 lifetime average, third on the all-time Mexican League's list...Averaged 21 homers and 91 RBI his first six seasons in the league ('86-'91)...Guided Union Laguna to 60-71 record in his last season and first full season as player/manager...Played numerous seasons in the Mexico Pacific League during the off-season...Served as batting coach for the Perth Heat in Australia during the '94-'95 off-season.

**PERSONAL:** Graduated from Hurley (MO) HS where he was All-State in baseball and basketball...Graduated from John Brown (AR) University where he played baseball for three seasons under former major league outfielder and former O's minor league hitting coordinator Wally Moon...Was a two-time NAIA All-America selection while at John Brown.

#### COACHING CAREER

1992-93	Player/Manager, Union Laguna Cotton Pickers, Mexican League
1994-	Roving Minor League Hitting Instructor, Orioles



**JOSEPH (JOE) TANNER**  
FIELD COACH

HT: 6-2 WT: 210 B: R T: R

Born: Nov. 16, 1931

Resides: Sarasota, FL

**NOTES:** Returns for his 4th season in the O's system and first as coach for Gulf Coast team...Started as bunting instructor and added baserunning instruction to his duties in '98...Was out of baseball in '95 after spending 1992-94 in the Chicago Cubs organization...At Peoria (Midwest League, A) in '94, he was a coach for hitting, bunting, baserunning and fielding...Was a roving instructor for the Chicago White Sox in '89-'90 and for the Pittsburgh Pirates in '86-'87...In '74, he was a baserunning instructor for the White Sox while former O's General Manager Roland Hemond was the GM there...Worked at the Kansas City Royals Baseball Academy under Orioles Special Assistant to the G.M., Syd Thrift from the '70 through the '73 season...Signed with the Red Sox in '53 and played through '61...Played AAA ball predominantly with Louisville, Minneapolis, Omaha and San Francisco, spanning the American Association, Pacific Coast League and the International League...Retired voluntarily in '61 to enter the stockbroker business, where he worked until '70 and again from '75 to '86.

**PERSONAL:** Married with three kids and six grandchildren...Originally from Laurel, MS...Started at Texas University in '50 but left in '53 to pursue baseball career; earned a degree in finance and banking from TU through correspondence in '60...Enjoys fishing and quail-hunting.

**COACHING CAREER**

1974	Roving Baserunning Instructor, Chicago White Sox
1986-87	Roving Bunting Instructor, Pittsburgh Pirates
1989-90	Roving Bunting Instructor, Chicago White Sox
1992-93	Roving Bunting/Baserunning Instructor, Chicago Cubs
1994	Hitting and Fielding Coach, Peoria, Midwest League, A (Cubs)
1996-98	Roving Bunting Instructor, Orioles

**ORIOLES DRAFT NOTES**

This year's First Year Player Draft will be held June 2-4. The Orioles will have the 13<sup>th</sup> pick in the first round of the draft and will have 7 of the first 50 picks overall. The Orioles received first and sandwich round picks for the free agent signings of Eric Davis (St. Louis, 18<sup>th</sup>), Rafael Palmeiro (Texas, 21<sup>st</sup>) and Roberto Alomar (Cleveland, 23<sup>rd</sup>). The Orioles lost their 2<sup>nd</sup> through 5<sup>th</sup> round selections as compensation for the signings of Albert Belle, Will Clark, Delino DeShields and Mike Timlin. After the sandwich round, they will have one selection until Round 6, getting Los Angeles' 3<sup>rd</sup> round pick (105<sup>th</sup> overall) as compensation for free agent Alan Mills.

**ORIOLES FIRST ROUND DRAFT SELECTIONS**

The amateur free agent draft began in 1965. The first player selected by the Orioles who played for the parent club was their 6th round pick in that draft, RHP Bill Dillman, out of Wake Forest University. The most dazzling 1-2 picks in O's history came out of the '71 June draft: No. 1 Bobby Grich and No. 2 Don Baylor.

Year	Name	Position	School
1965	Scott McDonald	RHP	Marquette HS (WA)
1966	Ted Parks	SS	Univ. of California
1967	Bobby Grich	SS	Wilson HS (CA)
1968	Junior Kennedy	SS	Arvin HS (CA)
1969	Don Hood	LHP	Southside HS (CA)
1970	James West	C	Vashon HS (MO)
1971	Randy Stein	RHP	Ganeshia HS (CA)
1972	Ken Thomas	C	Clear Fork HS (OH)
1973	Mike Parrott	RHP	Camarillo HS (CA)
1974	Rich Dauer	SS-2B	Univ. of Southern California
1975	Dave Ford	RHP-OF	Lincoln West HS (OH)
1976	Dallas Williams	OF	Abraham Lincoln HS (NY)
1977	Drungo Hazewood	C-OF	Sacramento HS (CA)
1978	Robert Bruce	3B	Deer Park HS (OH)
1979	Choice to Chicago (AL) as compensation for free agent Steve Stone		
1980	Jeff Williams	OF	Princeton HS (OH)
1981	Choice to Boston as compensation for free agent Jim Dwyer		
1982	Joe Kucharski	RHP	Univ. of South Carolina
1983	Wayne Wilson	RHP	Redondo Beach HS (CA)
1984	John Hoover	RHP	Fresno State Univ.
1985	Choice to California as compensation for free agent Fred Lynn		
1986	Choice to California as compensation for free agent Juan Beniquez		
1987	Chris Myers	LHP	Plant City HS (FL)
1988	Gregg Olson	RHP	Auburn Univ.
1989	Ben McDonald	RHP	Louisiana State Univ.
1990	Mike Mussina	RHP	Stanford Univ.
1991	Mark Smith	OF	Univ. of Southern California
1992	Jeffrey Hammonds	OF	Stanford Univ.
1993	Jay Powell	RHP	Mississippi State Univ.
1994	Choice to New York (NL) as compensation for free agent Sid Fernandez		
1995	Alvie Shepherd	RHP	Univ. of Nebraska
1996	Choice to Toronto as compensation for free agent Roberto Alomar		
1997	Jayson Werth	C	Glenwood HS (IL)
	Darnell McDonald	OF	Cherry Creek HS (CO)
1998	Rick Elder	OF	Sparyberry HS (GA)



**ROCHESTER RED WINGS**

Frontier Field  
1 Morrie Silver Way  
Rochester, NY 14608  
(716) 454-1001

International League  
Class AAA  
Frontier Field

**OFFICIALS**

Dan Mason, General Manager  
Dave Machemer, Manager  
Larry McCall, Pitching Coach  
Dave Cash, Field Coach  
Al Price, Trainer

**1999 ROCHESTER RED WINGS SCHEDULE**

April 8-9	@ Syracuse	July 1-3	@ Ottawa
April 10-11	Syracuse	July 4-7	Toledo
April 12-13	@ Scranton	July 8-9	@ Syracuse
April 14-16	@ Pawtucket	July 10-11	@ Buffalo
April 17-18	Scranton	July 13	AAA ALL-STAR GAME
April 19-21	Buffalo	July 15-16	Scranton
April 22-23	@ Buffalo	July 17-18	Ottawa
April 24-25	Pawtucket	July 19-22	@ Scranton
April 27	Syracuse	July 23-25	Charlotte
April 28-29	@ Syracuse	July 27-28	Ottawa
April 30	@ Ottawa	July 29-31	@ Norfolk
May 1-2	@ Ottawa	August 1	@ Norfolk
May 3-6	Richmond	August 2-5	@ Durham
May 7-10	Norfolk	August 6-8	Buffalo
May 12-14	@ Richmond	August 9-10	@ Scranton
May 15-18	@ Charlotte	August 11-12	@ Ottawa
May 20-23	Louisville	August 13-14	Syracuse
May 24-27	Ottawa	August 15-16	@ Pawtucket
May 28-31	@ Louisville	August 17-18	Buffalo
June 1-4	@ Toledo	August 19-20	Pawtucket
June 5-8	Columbus	August 21-22	Syracuse
June 10-13	Scranton	August 23-25	@ Pawtucket
June 14-17	@ Columbus	August 27	Syracuse
June 18-21	@ Indianapolis	August 28-31	Pawtucket
June 22-25	Durham	September 1-2	@ Buffalo
June 26-27	Indianapolis	September 3-4	@ Syracuse
June 29	Indianapolis	September 5-6	@ Buffalo

# ROCHESTER RED WINGS 1998 STATISTICS

BATTERS	AVG	G	AB	R	H	2B	3B	HR	RBI	BB	SO	SB	CS
Bogle, Bryan	.267	10	30	5	8	2	0	1	4	1	8	0	0
Clark, Howie	.232	30	95	13	22	4	1	3	8	9	11	1	2
Clyburn, Danny	.286	84	322	58	92	21	1	14	54	34	72	11	5
DeCinces, Tim	.095	7	21	1	2	1	0	0	0	2	6	0	0
Dodson, Bo	.276	116	387	57	107	26	2	8	48	62	65	5	2
Forbes, P.J.	.293	116	460	74	135	37	3	6	52	36	54	10	2
Foster, Jim	.235	43	153	22	36	9	0	5	26	18	22	3	1
Garcia, Jesse	.294	44	160	20	47	6	4	0	18	7	22	7	5
Greene, Charlie	.212	77	250	23	53	10	0	4	28	9	54	1	1
Isom, Johnny	.225	39	142	13	32	4	0	2	13	18	31	2	0
Kingsale, Eugene	.218	18	55	3	12	1	1	0	2	4	8	3	3
Lamb, David	.298	48	178	24	53	7	1	1	16	17	25	1	5
Lawrence, Chip	.300	13	30	1	9	1	0	0	2	7	6	0	0
Lee, Derek	.283	107	364	63	103	17	3	18	57	49	61	5	6
Luzinski, Ryan	.000	4	12	0	0	0	0	0	1	0	3	0	0
Lydy, Scott	.136	20	66	3	9	5	0	1	8	4	15	1	0
Miller, Orlando	.294	37	143	21	42	4	1	5	25	9	31	3	1
Mouton, Lyle	.321	37	137	23	44	9	2	7	32	13	31	1	1
Murphy, Mike	.379	8	29	3	11	0	0	1	2	3	7	1	1
Otanez, Willis	.285	124	481	87	137	24	2	27	100	41	104	1	0
Otero, Ricky	.288	87	354	53	102	25	6	4	45	21	30	10	5
Ramirez, Roberto	.268	13	41	5	11	0	0	0	3	1	10	0	1
Rosario, Mel	.248	34	113	10	28	4	0	3	10	6	24	5	2
Short, Rick	.176	13	34	3	6	1	0	1	4	4	4	0	0
Simons, Mitch	.216	59	190	21	41	8	2	1	16	20	16	7	2
Smith, Dwight	.174	20	69	5	12	2	0	0	8	7	20	2	0
Tavarez, Jesus	.280	102	364	62	102	17	6	1	30	27	59	22	3
Utting, Andy	.278	5	18	4	5	1	0	1	3	2	5	0	0
Vinas, Julio	.352	62	199	26	70	15	4	6	40	12	30	2	1

PITCHERS	W	L	ERA	G	GS	CG	SHO	SV	IP	H	R	ER	HR	BB	SO
Bennett, Joel	10	0	3.64	18	15	1	0	0	101.1	99	46	41	9	37	96
Blood, Darin	3	2	2.48	6	6	1	1	0	32.2	24	11	9	2	13	14
Burrows, Terry	9	6	2.92	29	15	1	0	0	132.1	104	49	43	8	42	112
Converse, Jim	2	8	4.90	33	6	0	0	1	82.2	86	51	45	12	40	74
Coppinger, Rocky	8	3	3.50	14	13	1	0	0	87.1	80	38	34	11	43	64
Curtis, Chris	2	6	7.67	18	7	0	0	0	54.0	68	48	46	12	21	23
Dodson, Bo	0	0	0.00	3	0	0	0	0	3.0	1	0	0	0	1	0
Fleming, Dave	0	0	3.86	4	0	0	0	0	7.0	8	3	3	1	3	3
Fleming, Dave	1	1	6.58	8	4	0	0	0	26.0	29	21	19	6	16	7
Fussell, Chris	5	2	3.99	10	10	0	0	0	58.2	50	30	26	4	28	51
Gallagher, Kevin	2	6	7.55	13	8	0	0	0	39.1	32	40	33	5	43	28
Horsman, Vincent	0	0	2.92	6	0	0	0	0	12.1	13	5	4	2	1	8
Johns, Doug	0	1	1.69	2	2	0	0	0	10.2	7	3	2	2	6	4
Kelley, Rich	1	3	5.45	15	3	0	0	1	38.0	34	28	23	6	17	24
Lewis, Richie	5	7	5.01	21	21	2	0	0	124.0	107	77	69	17	42	131
Mathews, Terry	0	1	3.00	1	1	0	0	0	3.0	4	1	1	0	2	4
Montgomery, Steve	4	6	4.40	51	4	0	0	8	88.0	79	50	43	14	24	66
Munoz, Bobby	3	1	1.06	44	0	0	0	19	59.1	40	9	7	5	13	46
Ontiveros, Steve	5	1	3.68	16	14	0	0	1	80.2	77	35	33	10	25	64
Osteen, Gavin	1	2	3.96	44	0	0	0	2	72.2	74	37	32	10	25	46
Ponson, Sidney	1	0	0.00	1	1	0	0	0	5.0	4	0	0	0	1	3
Rhodes, Arthur	0	0	4.50	1	1	0	0	0	2.0	3	1	1	0	1	1
Rodriguez, Nerio	1	4	5.47	5	5	0	0	0	24.2	24	16	15	6	10	19
Sackinsky, Brian	0	2	6.46	7	2	0	0	0	15.1	22	12	11	0	4	9
Snyder, Matt	2	1	3.66	12	0	0	0	0	19.2	17	9	8	3	6	13
Steph, Rod	3	4	3.32	14	0	0	0	0	21.2	25	11	8	4	2	17
Stull, Everett	1	4	8.86	21	7	0	0	0	42.2	49	44	42	9	45	39
Taylor, Scott	1	1	11.37	3	0	0	0	0	6.1	9	8	8	1	8	3
Turgeon, Dave	1	1	3.18	4	2	0	0	0	17.0	15	6	6	1	4	9
Young, Ray	0	2	8.03	5	1	0	0	1	12.1	18	11	11	2	6	10
Lewis, Richie	5	7	5.01	21	21	2	0	0	124.0	107	77	69	17	42	131
Mathews, Terry	0	1	3.00	1	1	0	0	0	3.0	4	1	1	0	2	4
Montgomery, Steve	4	6	4.40	51	4	0	0	8	88.0	79	50	43	14	24	66
Munoz, Bobby	3	1	1.06	44	0	0	0	19	59.1	40	9	7	5	13	46
Ontiveros, Steve	5	1	3.68	16	14	0	0	1	80.2	77	35	33	10	25	64
Osteen, Gavin	1	2	3.96	44	0	0	0	2	72.2	74	37	32	10	25	46
Ponson, Sidney	1	0	0.00	1	1	0	0	0	5.0	4	0	0	0	1	3
Rhodes, Arthur	0	0	4.50	1	1	0	0	0	2.0	3	1	1	0	1	1
Rodriguez, Nerio	1	4	5.47	5	5	0	0	0	24.2	24	16	15	6	10	19
Sackinsky, Brian	0	2	6.46	7	2	0	0	0	15.1	22	12	11	0	4	9
Snyder, Matt	2	1	3.66	12	0	0	0	0	19.2	17	9	8	3	6	13
Steph, Rod	3	4	3.32	14	0	0	0	0	21.2	25	11	8	4	2	17
Stull, Everett	1	4	8.86	21	7	0	0	0	42.2	49	44	42	9	45	39
Taylor, Scott	1	1	11.37	3	0	0	0	0	6.1	9	8	8	1	8	3
Turgeon, Dave	1	1	3.18	4	2	0	0	0	17.0	15	6	6	1	4	9
Young, Ray	0	2	8.03	5	1	0	0	1	12.1	18	11	11	2	6	10

## ROCHESTER COACHING STAFF DAVID (DAVE) RITCHIE MACHEMER MANAGER

HT: 5-11 WT: 180 B: R T: R

Born: May 24, 1951, St. Joseph, MI

Resides: St. Joseph, MI

**NOTES:** Begins his first season as Rochester manager, replacing Marv Foley, who was named to Orioles major league coaching staff this past off-season...Managed Delmarva last year to an 81-61 record...Spent 13 years in Milwaukee and Montreal farm systems, including 8 years as a manager...Was manager at AA El Paso '96-'97, returning to Brewers organization after four seasons in Expos farm system...Served three years as roving field instructor ('92-'94) and one year ('95) as coordinator of minor league instruction for Expos...Began his career in Milwaukee system in 1985 as manager at Beloit (A)...Moved to Stockton for two years ('86-'87), winning the California League championship his first season...Managed at AA El Paso in 1988, losing the Texas League finals, 4 games to 2...Managed at AAA Denver in 1989-90 before becoming roving field instructor for '91 season...His teams have finished 1st or 2nd in eight of his nine seasons as manager...Also managed Mexicali ('89-'90) and Navajo ('94-'95) in Mexican Pacific League...Played in 29 games over two seasons with Angels ('78) and Tigers ('79), batting .229 (11-48)...His only home run came in his 1st major league at-bat June 21, 1978 at Minnesota off Geoff Zahn...Played 11 years of pro ball, mostly at second base...Named to California League and Topps Class A all-star teams in 1974 with Salinas...Led Texas League in games, runs, hits and walks and made all-star team in '75...Batted .324 and scored 87 runs for Salt Lake City in 1978...Finished career in Twins organization, playing 2 1/2 seasons for Baltimore native Cal Ermer at AAA Toledo.

**PERSONAL:** Graduated in 1973 from Central Michigan University with degree in education...Was an honorable mention All-America there in 1972...Raised and still resides in St. Joseph, MI (Grand Rapids area)...Played on two National Baseball Congress championship teams as an amateur.

### COACHING CAREER

1991	Roving Infield Instructor, Milwaukee Brewers
1992-94	Roving Infield Instructor, Montreal Expos
1995	Coordinator of Minor League Instruction, Montreal Expos

### RECORD AS MANAGER

Year	Class	Club	League	W-L	Pct
1985	A	Beloit	Midwest	79-57	.580
1986	A	Stockton	California	83-59	.585
1987	A	Stockton	California	94-48	.662
1988	AA	El Paso	Texas	74-60	.552
1989	AAA	Denver	American Assn.	69-77	.473
1990	AAA	Denver	American Assn.	68-78	.465
1996	AA	El Paso	Texas	76-63	.547
1997	AA	El Paso	Texas	74-66	.529
1998	A	Delmarva	South Atlantic	81-61	.570
Career Totals (9 years)				698-569	.551

### LARRY STEPHEN MCCALL

#### PITCHING COACH

HT: 6-2 WT: 195 B: L T: L

Born: Sept. 8, 1952, Asheville, NC

Resides: Asheville, NC

**NOTES:** Begins his 10th season as a pitching coach in the Orioles organization, second at AAA Rochester...Was pitching coach at AA Bowie in 1997 after a season at Class A High Desert, teaming both years with manager Joe Ferguson...Returned to professional baseball in 1990 as pitching coach with Bluefield (Rookie), then served two seasons with Class A Kane County...Moved on to Frederick for the 1993 season and spent three seasons there before going to High Desert in '96...Spent the '91 off-season in Australia serving as the pitching coach for the Perth Heat...Began his professional career in the Orioles organization in 1971 as an undrafted free agent out of a tryout camp...Pitched at Bluefield, Lodi (where he was 14-7), Asheville and Rochester through '75...Released by the Orioles after the 1975 season and signed with the Yankees...Was 16-7 for Syracuse in '77 and later made major league debut with Yankees on Sept. 10 vs. Toronto...Traded with Sparky Lyle, Dave Rajsich, Mike Heath and Domingo Ramos to the Rangers organization for Dave Righetti, Juan Beniquez, Greg Jemison, Paul Mirabella and Mike Griffin in '79...Later pitched in Cleveland and Toronto organizations before



retiring...Was 2-2 lifetime in majors.

**PERSONAL:** Graduated from Enka (NC) HS...Was the winning pitcher in the 1970 North Carolina state championship game...Worked in private business after retiring from baseball in 1981...Helped the University of North Carolina-Asheville start a baseball program in '82.

#### COACHING CAREER

1990 Pitching Coach, Bluefield Orioles, Appalachian League, R (Orioles)  
1991-92 Pitching Coach, Kane County Cougars, Midwest League, A (Orioles)  
1993-95 Pitching Coach, Frederick Keys, Carolina League, A (Orioles)  
1996 Pitching Coach, High Desert Mavericks, California League, A (Orioles)  
1997 Pitching Coach, Bowie Baysox, Eastern League, AA (Orioles)  
1998- Pitching Coach, Rochester Red Wings, International League, AAA (Orioles)

#### DAVID (DAVE) CASH, JR.

##### COACH

HT: 5-11 WT: 170 B: R T: R

Born: June 11, 1948, Utica, NY

Resides: Odessa, FL

**NOTES:** Begins his 3rd season in the Orioles organization as a coach at Rochester...Spent the '96 season as 1B coach for the Philadelphia Phillies after 8 seasons as a coach and instructor in the Phillies farm system...He began his coaching career in 1988 at Batavia, then served as the Phillies' roving infield instructor until returning to coaching during the '92 season at AA Scranton-Wilkes Barre thru '95...Worked with Tempe Raptors of the Arizona Fall League as a coach following the season...Batted .283 in 12 major league seasons with the Pirates ('69-'73), Phillies ('74-'76), Expos ('77-'79) and Padres ('80)...Was 3-time All-Star, all with Philadelphia...Led the NL in hits with 213 in 1975 and was 2nd to Joe Morgan for NL MVP...Led NL second basemen in fielding in 1976 and 1978...Played in 4 NLCS and in the 1971 World Series for Pittsburgh vs. the Orioles...Was Phillies team leader who coined phrase "Yes We Can!" which became team's rallying cry during '74 march to NL East Division title.

**PERSONAL:** Is a '66 graduate of Proctor HS (NY)...Married to the former Pamela Adams...Has 3 children, 2 daughters and a son, and two granddaughters...Was originally selected by the White Sox in the 17th round of the 1975 draft and was signed by Walt Widmeyer...Was the pitcher for the All-Star Game Home Run Derby contest at Veterans Stadium in 1996...Lives in the Clearwater, FL, area.

#### COACHING CAREER

1988 Coach, Batavia Clippers, NY-Penn, A (Phillies)  
1989-92 Roving Infield Instructor, Phillies  
1992-95 Coach, Scranton-Wilkes Barre Red Barons, International, AAA (Phillies)  
1996 1B Coach, Philadelphia Phillies  
1997- Coach, Rochester Red Wings, International, AAA (Orioles)

#### ALFRED (AL) BLAIR PRICE

##### TRAINER

HT: 5-9 WT: 160

Born: April 14, 1958 Colfax, WA

Resides: Bellingham, WA

**NOTES:** Enters second season as Red Wings' trainer after serving 19 seasons in the Milwaukee Brewers organization, the last 10 years as assistant trainer for the major league club...He began as a trainer in the Brewers farm system in 1979 at Butte in the Pioneer League before moving up through the organization, spending four seasons at the AAA level in Vancouver ('84-'86) and Denver ('87)...He was named assistant trainer for the Brewers in 1988...He served as trainer for Ponce in the Puerto Rican Winter League in 1985-86 and also worked in the off-season on the high school level in his native Washington.

**PERSONAL:** Lives with his wife, Debbie, in Bellingham, WA, in the off-season...Received his B.S. degree in physical education at Washington State University, where he also was a student trainer...Earned Master of Education degree in Exercise Science from Western Washington University...Graduated from Medical Lake (WA) HS in 1976.

#### TRAINING CAREER

1979 Trainer, Butte Copper Kings, Pioneer, R (Brewers)  
1980 Trainer, Stockton Ports, California, A (Brewers)  
1981-83 Trainer, El Paso Diablos, Texas, AA (Brewers)  
1984-86 Trainer, Vancouver Canadians, Pacific Coast, AAA (Brewers)  
1987 Trainer, Denver Bears, American Association, AAA (Brewers)  
1988-97 Assistant Trainer, Milwaukee Brewers  
1998- Trainer, Rochester Red Wings, International League, AAA (Orioles)



#### BOWIE BAYSOX

P.O. Box 1661  
Bowie, Maryland 20717  
(301) 805-6000

Eastern League  
Class AA

Prince George's County Stadium

#### Officials

John Danos, General Manager  
Joe Ferguson, Manager  
Dave Schmidt, Pitching Coach  
Bien Figueroa, Field Coach  
Mitch Bibb, Trainer

#### 1999 BOWIE BAYSOX SCHEDULE

April 9-11	Akron	July 1-4	@ Akron
April 12-14	@ Erie	July 5-8	Erie
April 15-18	@ Altoona	July 9-12	@ Reading
April 20-21	Erie	July 13	AA ALL-STARGAME
April 22-25	Altoona		@ Mobile, AL
April 27-29	@ Akron	July 15-18	@ Harrisburg
April 30	@ Altoona	July 19-21	Akron
		July 22-25	@ Erie
May 1-2	@ Altoona	July 26-28	@ Reading
May 3-5	Harrisburg	July 29-31	Erie
May 7-9	Akron		
May 10-12	@ Erie	August 1	Erie
May 13-16	Reading	August 3-5	@ Harrisburg
May 18-20	Altoona	August 6-8	Harrisburg
May 21-23	@ Harrisburg	August 9-11	@ Binghamton
May 24-26	Norwich	August 12-15	@ Norwich
May 27-30	Binghamton	August 16-18	New Haven
May 31	@ New Britain	August 20-23	Portland
		August 24-26	@ Reading
June 1-2	@ New Britain	August 27-29	Altoona
June 3-6	@ Trenton	August 30-31	Erie
June 7-9	@ Altoona		
June 11-13	Reading	September 1-2	Erie
June 14-16	Trenton	September 3-6	@ Akron
June 17-20	New Britain		
June 21-24	@ New Haven		
June 25-27	@ Portland		
June 28-30	Akron		

# BOWIE BAYSOX 1998 STATISTICS

BATTERS	AVG	G	AB	R	H	2B	3B	HR	RBI	BB	SO	SB	CS
Almonte, Wady	.048	7	21	2	1	0	0	1	2	4	9	0	0
Bogle, Bryan	.254	21	67	12	17	3	0	4	16	3	19	0	0
Clark, Howie	.287	88	275	37	79	16	0	9	45	29	42	1	1
Clark, Tim	.314	53	175	28	55	10	0	10	39	23	40	1	1
Conner, Decomba	.250	65	208	31	52	5	2	5	27	16	42	10	3
Davis, Tommy	.280	37	132	12	37	11	0	1	15	13	27	0	0
Decines, Tim	.333	5	18	5	6	1	0	1	4	1	5	0	0
Foster, Jim	.240	66	221	24	53	17	0	5	33	31	38	1	1
Garcia, Jesse	.283	86	258	46	73	13	1	2	20	34	37	12	3
Garland, Tim	.262	59	164	18	43	4	3	2	8	25	24	8	7
Hairston, Jerry	.326	55	221	42	72	12	3	5	37	20	25	6	4
Hammonds, Jeffrey	.333	3	6	4	2	0	0	0	0	2	2	3	1
Isom, Johnny	.240	93	325	47	78	12	1	13	39	29	72	1	3
Kingsale, Eugene	.262	111	427	69	112	11	5	1	34	48	79	29	2
Lamb, David	.303	66	241	29	73	10	1	2	25	27	33	1	3
Lawrence, Chip	.250	6	12	0	3	1	0	0	0	0	3	0	0
Luzinski, Ryan	.240	72	233	25	56	3	0	7	25	20	72	3	3
Martinez, Eddy	.286	5	14	4	4	0	0	0	1	1	3	0	0
Matos, Luis	.263	5	19	2	5	0	0	1	3	1	1	1	1
Minor, Ryan	.250	138	521	73	130	20	3	17	71	34	152	2	3
Ojeda, Augie	.256	73	254	36	65	10	2	1	19	36	30	0	3
Perez, Danny	.216	22	74	8	16	3	1	0	6	8	12	1	0
Pickering, Calvin	.309	139	488	93	151	28	2	31	114	98	119	4	6
Ramirez, Roberto	.286	6	21	4	6	0	0	1	1	2	5	0	0
Rosario, Mel	.269	39	130	22	35	5	4	5	24	9	31	2	1
Short, Rick	.230	34	87	12	20	4	0	2	18	13	18	0	0
Utting, Andy	.250	2	4	1	1	0	0	0	0	1	1	1	0
Werth, Jayson	.158	5	19	2	3	2	0	0	1	2	6	1	0

PITCHERS	W	L	ERA	G	GS	CG	SHO	SV	IP	H	R	ER	HR	BB	SO
Clark, Howie	0	0	4.50	1	0	0	0	0	2.0	2	1	1	1	1	1
Clark, Tim	0	0	0.00	1	0	0	0	0	1.0	1	0	0	0	0	0
Converse, Jim	0	0	7.20	1	1	0	0	0	5.0	9	4	4	0	1	2
Coppinger, Rocky	2	2	4.35	7	6	0	0	0	31.0	26	18	15	4	11	30
Curtis, Chris	0	2	6.95	12	1	0	0	0	22.0	27	18	17	3	11	11
Delahoya, Javier	4	1	3.82	6	4	1	0	0	30.2	32	13	13	4	7	33
Drabek, Doug	0	0	0.00	1	1	0	0	0	5.0	0	0	0	0	0	3
Dykhoft, Radhames	3	7	4.71	38	8	0	0	1	93.2	83	51	49	10	52	96
Elbey, Scott	1	1	4.21	24	0	0	0	0	36.1	40	20	17	5	14	29
Estes, Eric	5	2	4.38	9	9	1	0	0	49.1	53	28	24	6	8	25
Evans, Dave	1	1	1.96	14	0	0	0	0	18.1	17	9	4	1	6	25
Fussell, Chris	3	7	4.26	18	0	0	0	0	93.0	87	54	44	13	52	84
Gallagher, Kevin	2	0	5.06	9	0	0	0	0	16.0	12	9	9	0	17	18
Heredia, Maximo	1	1	6.23	5	4	0	0	0	13.0	18	9	9	2	2	7
Hernandez, Francis	3	3	4.76	21	0	0	0	0	34.0	34	22	18	2	20	19
Kamieniecki, Scott	1	0	4.76	3	3	0	0	0	11.1	13	6	6	1	2	5
Kelley, Rich	8	2	3.71	18	13	0	0	0	85.0	80	38	35	12	34	56
Kohlmeier, Ryan	4	4	6.12	42	0	0	0	7	50.0	52	37	34	13	16	56
Lane, Aaron	1	1	6.26	15	0	0	0	0	23.0	29	19	16	2	14	11
Mathews, Terry	0	0	6.00	1	1	0	0	0	3.0	3	2	2	1	1	2
McCommon, Jason	8	8	4.28	23	19	2	0	0	124.0	113	63	59	17	42	73
McCommon, Jason	9	8	4.24	29	19	2	0	1	133.2	121	67	63	18	48	80
Medina, Carlos	1	0	0.00	1	1	0	0	0	5.0	1	0	0	0	0	6
Mitchell, Larry	0	0	9.64	4	1	0	0	0	4.2	6	5	5	0	11	2
Molina, Gabe	3	2	3.36	47	0	0	0	24	61.2	48	24	23	5	27	75
Paronto, Chad	1	3	5.80	8	7	0	0	1	35.2	38	30	23	1	23	28
Rodriguez, Nerio	0	1	4.50	2	2	0	0	0	4.0	6	2	2	0	0	7
Rogers, Jason	4	3	3.20	38	0	0	0	3	56.1	40	22	20	2	20	46
Sackinsky, Brian	0	0	0.00	1	1	0	0	0	1.0	0	0	0	0	0	0
Shepherd, Alvie	0	2	3.32	6	3	0	0	0	19.0	13	8	7	3	14	12
Smith, Hut	0	3	6.90	6	5	0	0	0	30.0	32	23	23	5	6	12
Snyder, Matt	9	6	4.35	22	20	4	1	0	120.0	127	66	58	14	30	116
Steinmetz, Earl	0	0	0.00	1	0	0	0	0	0.1	2	0	0	0	1	0
Stewart, Rachad	0	4	10.80	5	5	0	0	0	20.0	27	25	24	3	11	7
Towers, Joshua	2	1	3.50	5	2	0	0	0	18.0	20	9	7	1	4	7
Twiggs, Greg	4	4	4.12	31	7	0	0	0	74.1	85	43	34	5	23	59

## ORGANIZATIONAL 1998 AWARDS OF THE MONTH

Month	Player	Pitcher
April	Willis Otanez, Rochester	Matt Achilles, Delmarva
May	Chip Alley, Frederick	Josh Towers, Frederick
June	Richard Paz, Delmarva	Joel Bennett, Rochester
July	Calvin Pickering, Bowie	Sonny Garcia, Bluefield
August	Calvin Pickering, Bowie	Matt Riley, Delmarva

## BOWIE COACHING STAFF JOSEPH (JOE) FERGUSON MANAGER

**HT: 6-2 WT: 195 B: R T: R**  
**Born:** Sept. 19, 1946, San Francisco, CA **Resides:** Woodland Hills, CA  
**NOTES:** Begins his 4th season in the Orioles organization and his 3rd at AA Bowie... In 1996, managed Class A High Desert to 76-64 overall record and 1st place finish in California League Southern Division in 2nd half with a 41-29 mark before losing to Lake Elsinore in division championship... This is his 31st year in professional baseball... Was out of baseball in 1995 after serving as a coach for the Los Angeles Dodgers the previous seven seasons... Was first base coach ('92-'94), positioning coach ('90-'91) and bench coach ('88-'89)... Began his coaching career as positioning coach for Dodgers in 1985, then joined Texas Rangers as bench coach in '86-'87 before rejoining LA... Managed the Perth Heat to the Australian League championship following '97 season... Major league playing career spanned 12 years as a catcher and outfielder with the Dodgers ('70-'76, '78-'81), St. Louis Cardinals ('76), Houston Astros ('77-'78), and California Angels ('81-'83)... Compiled a .240 career batting average, including 122 home runs... Played in the World Series with the Dodgers in '74 and '78... Best season at the major league level came in 1973, his first full season in the bigs, when he smacked 25 HR's and 26 doubles while racking up 88 RBI's and hitting .263 with the Dodgers... Was starting catcher for Dodgers on April 8, 1974, when Atlanta's Hank Aaron hit his 715th career home run, breaking Babe Ruth's all-time record... Set a National League record for fewest errors by a catcher (700 or more chances) with three in 1973.  
**PERSONAL:** Played baseball and basketball for three seasons each at the University of the Pacific in Stockton, CA... Starred in baseball, basketball and football at Camden HS in San Jose, CA, where he grew up... Has a 23-year-old daughter, Kristie... Hobbies include golf and art.

### COACHING CAREER

1985	Player Positioning Coach, Los Angeles Dodgers
1986-87	Bench Coach, Texas Rangers
1988-89	Bench Coach, Los Angeles Dodgers
1990-91	Player Positioning Coach, Los Angeles Dodgers
1992-94	First Base Coach, Los Angeles Dodgers
1996	Manager, High Desert Mavericks, California League, A (Orioles)
1997-	Manager, Bowie Baysox, Eastern League, AA (Orioles)

### RECORD AS MANAGER

Year	Class	Club	League	W-L	Pct	Pos
1996	A	High Desert	California	76-64	.543	2nd/1st
1997	A	Frederick	Eastern	75-67	.528	2nd
1998	A	Bowie	Eastern	71-71	.500	4th
<b>CAREER TOTALS (3 years)</b>				<b>222-202</b>	<b>.524</b>	

## DAVID (DAVE) JOSEPH SCHMIDT PITCHING COACH

**HT: 6-1 WT: 195 B: R T: R**  
**Born:** April 22, 1957, Niles, MI **Resides:** Aguora, CA  
**NOTES:** Begins his second season as pitching coach in the Orioles organization, and first at Bowie... Began his pro coaching career last season at Delmarva... Spent three years as an assistant coach and pitching coach at UCLA, his alma mater... Served as a volunteer assistant in '94 and as pitching coach his last two years there... Bruins pitchers ERA was lower than previous season all 3 years he worked with the team... Compiled a 54-55 record and 3.88 ERA in 12 major league seasons, '81-'92... Pitched for Rangers, White Sox, Expos and Mariners in addition to Orioles... Was with O's '87-'89, going 28-23... Tied for club lead in wins in '87 (10) and '88 (8)... Earned save in win over ChiSox, April 29, 1988, to end Orioles' major league-record 21-game losing streak... Was the O's Opening Day starter in '89... Was Texas' 26th round pick in the '79 draft.  
**PERSONAL:** Is a 1975 graduate of Granada Hills (CA) HS... Compiled a 24-7 record in three years at UCLA, including 15 straight wins... Married to the former Deborah Ann Luther... They have two children, Brian Donald (11/17/84) and Tanya Ann (3/19/87)... Enjoys golf.

### COACHING CAREER

1998	Pitching Coach, Delmarva Shorebirds
------	-------------------------------------



## BIEN FIGUEROA

### FIELD COACH

HT: 5-10 WT: 170 B: R T: R

Born: Feb. 7, 1964, Santo Domingo, DR

Resides: Tallahassee, FL

**NOTES:** Enters third season at Bowie after finishing his 11-year professional playing career in '96 with Rochester...Signed with St. Louis in 1986 and spent eight seasons in Cardinals organization...Was selected to all-star teams in the NY-Penn League (1986) and Midwest League (1987) as shortstop...Played 12 games in majors with Cards in 1992, with 2 hits in 11 at bats (.182)...Later played in Expos, Rangers and Rockies organizations before joining Rochester in July, 1996...Batted 312 in 50 games for Red Wings.

**PERSONAL:** Attended Canada Junior College (1983-84) and Florida State University (1985-86), playing baseball at both schools...Graduated from high school in Santo Domingo, DR, in 1982...Wife's name is Cindy.

#### COACHING CAREER

1997- Coach, Bowie Baysox, Eastern League, AA (Orioles)

## DOUGLAS MITCHELL (MITCH) BIBB, A.T.C.

### TRAINER

HT: 5-4 WT: 180

Born: Dec. 14, 1966, Birmingham, AL

Resides: Annapolis, MD

**NOTES:** Enters his 7th season as Bowie trainer and his 11th season in the O's system...Pro career began in 1989 with the Bluefield Orioles...Moved to Wausau in '90 before serving two seasons as the trainer for the Frederick Keys...Is certified by the National Athletic Trainers' Association (NATA)...Was honored as the 1994 Eastern League Trainer of the Year by the EL trainers.

**PERSONAL:** Received his BS in Physical Education from the University of Alabama-Birmingham, where he served as a student trainer during recent off-seasons...Has worked as an athletic trainer with Simmons (AL) Middle School and W.A. Berry (AL) High School during the off-season.

#### TRAINING RECORD

1989 Trainer, Bluefield Orioles, Appalachian League, R (Orioles)  
1990 Trainer, Wausau Timbers, Midwest League, A (Orioles)  
1991-92 Trainer, Frederick Keys, Carolina League, A (Orioles)  
1993- Trainer, Bowie Baysox, Eastern League, AA (Orioles)

## BROOKS ROBINSON MINOR LEAGUE PLAYER OF THE YEAR\*

1979 Tom Eaton (2b)	1989 David Segui (1b)
1980 Cal Ripken (3b)	1990 Leo Gomez (3b)
1981 Victor Rodriguez (2b)	1991 Chito Martinez (of)
1982 John Shelby (of)	1992 Stanton Cameron (of)
1983 Mike Boddicker (rhp)	1993 Alex Ochoa (of)
1984 Al Pardo (c)	1994 Harry Berrios (of)
1985 John Habyan (rhp)	1995 Scott McClain (3b)
1986 Eric Bell (rhp)	1996 Calvin Pickering (1b)
1987 Leo Gomez (3b)	1997 Ryan Minor (3b)
1988 Steve Finley (of)	1998 Calvin Pickering (1b)

## JIM PALMER PRIZE—ORIOLES MINOR LEAGUE PITCHER OF THE YEAR\*\*

1988 Bob Milacki (rhp)	1994 Jimmy Haynes (rhp)
1989 Mike Linskey (lhp)	1995 Rocky Coppinger (rhp)
1990 Anthony Telford (rhp)	1996 Nerio Rodriguez (rhp)
1991 Mike Mussina (rhp)	1997 Steve Montgomery (rhp)
1992 Rick Krivda (rhp)	1998 Gabe Molina (rhp)
1993 Garrett Stephenson (rhp) and Armando Benitez (rhp)	

\* Originally known as the Clyde Klutz Award; changed in 1992 to Most Valuable Minor League Award and in 1993 to Brooks Robinson Award

\*\*Created in 1988 to honor separately the minor league player and pitcher of the year



## FREDERICK KEYS

P.O. BOX 3169  
Frederick, Maryland 21705  
(301) 662-0013

Carolina League  
Class A  
Harry Grove Stadium

## OFFICIALS

Joe Preseren, General Manager  
Andy Etchebarren, Manager  
Larry Jaster, Pitching Coach  
Floyd Rayford, Field Coach  
Dave Walker, Trainer

## 1999 FREDERICK KEYS SCHEDULE

April 9-11	Myrtle Beach	July 1-3	Salem
April 12-14	@ Lynchburg	July 4-6	@ Potomac
April 15-18	Salem	July 7-9	Kinston
April 19-22	Winston Salem	July 10-12	@ Myrtle Beach
April 23-25	@ Salem	July 14-16	@ Kinston
April 27-29	Potomac	July 17-19	Myrtle Beach
April 30	Lynchburg	July 20-23	@ Lynchburg
		July 24-26	Wilmington
May 1-2	Lynchburg	July 27-29	@ Winston Salem
May 3-6	@ Wilmington	July 30-31	@ Salem
May 7-9	Winston Salem		
May 10-13	Wilmington	August 1	@ Salem
May 14-16	@ Potomac	August 3-5	Potomac
May 18-20	Kinston	August 6-9	Lynchburg
May 21-23	@ Myrtle Beach	August 10-12	@ Wilmington
May 24-26	@ Kinston	August 13-16	Winston Salem
May 27-30	Myrtle Beach	August 18-20	Salem
May 31	@ Lynchburg	August 21-24	@ Potomac
		August 25-28	Kinston
June 1-2	@ Lynchburg	August 29-31	@ Myrtle Beach
June 3-5	Wilmington		
June 6-8	@ Winston Salem	September 1	@ Myrtle Beach
June 9-12	@ Salem	September 2-4	@ Kinston
June 14-17	Potomac		
June 18-20	Lynchburg		
June 22	A ALL-STAR GAME		
June 25-27	@ Wilmington		
June 28-30	Winston Salem		

# FREDERICK KEYS 1998 STATISTICS

BATTERS	AVG	G	AB	R	H	2B	3B	HR	RBI	BB	SO	SB	CS
Alley, Chip	.262	112	340	42	89	23	1	9	47	60	60	0	2
Benham, Jason	.250	4	16	2	4	0	0	0	2	1	3	1	0
Bryant, Chris	.259	135	483	66	125	22	0	13	81	52	127	11	3
Casimiro, Carlos	.236	131	478	44	113	23	9	15	61	25	98	10	7
Coffie, Ivanon	.256	130	473	62	121	19	2	16	75	48	109	17	12
Conner, Decomba	.298	32	121	16	36	7	2	2	11	10	21	10	5
Daedelow, Craig	.270	40	122	12	33	4	0	1	15	15	18	2	0
Davison, Ashanti	.167	9	18	4	3	1	0	0	3	1	4	0	0
DeCinces, Tim	.267	110	374	50	100	25	0	16	64	59	90	3	4
Dent, Darrell	.246	131	456	65	112	19	1	0	24	43	95	33	18
Diaz, Maikell	.213	13	47	3	10	0	0	0	4	1	10	1	1
Figueroa, Franky	.158	4	19	2	3	1	0	1	3	0	4	0	0
Fowler, Maleke	.186	84	210	25	39	5	1	0	8	20	40	25	6
Garavito, Eddy	.211	4	19	4	4	1	0	0	2	1	5	0	1
Garland, Tim	.263	11	38	4	10	1	0	0	5	3	5	6	1
Hage, Thomas	.288	45	163	15	47	12	0	2	27	12	27	0	7
Hariston, Jerry	.283	80	293	56	83	22	3	5	33	28	32	13	7
Hammond, Joey	.300	3	10	3	3	1	0	0	2	3	2	1	0
Lawrence, Chip	.221	48	104	9	23	1	0	0	6	4	24	0	2
LeCronier, Jason	.208	54	154	12	32	4	1	4	14	8	52	0	1
McDonald, Darnell	.222	4	18	3	4	2	0	1	2	3	6	2	0
Mejia, Miguel	.196	49	138	15	27	4	0	1	8	9	43	7	3
Ndungidi, Ntema	.000	1	2	0	0	0	0	0	0	0	1	0	0
O'Toole, Bobby	.138	14	29	1	4	0	0	0	0	2	12	0	0
Paz, Richard	.245	40	143	31	35	10	0	3	8	21	22	6	3
Rivera, Roberto	.333	3	6	1	2	0	0	1	1	1	1	0	0
Rumfield, Brock	.000	5	12	0	0	0	0	0	0	0	4	0	0
Short, Rick	.308	59	221	36	68	14	0	6	28	18	29	3	2
Utting, Andy	.108	15	37	2	4	0	0	0	1	4	6	0	0
Wade, Mike	.133	14	30	1	4	0	0	1	2	0	10	0	0

PITCHERS	W	L	ERA	G	GS	CG	SHO	SV	IP	H	R	ER	HR	BB	SO
Bell, Mike	7	4	2.69	38	0	0	0	7	60.1	53	22	18	3	13	38
Daedelow, Craig	0	0	0.00	1	0	0	0	0	0.1	0	0	0	0	0	0
Eibey, Scott	1	2	3.86	21	0	0	0	1	35.0	47	17	15	3	8	20
Falkenborg, Brian	5	5	4.50	15	14	1	1	0	78.0	83	42	39	6	18	70
Forbes, Cameron	2	3	3.22	14	3	0	0	0	36.1	38	20	13	1	21	16
Hacen, Abraham	7	10	4.46	30	26	0	0	0	145.1	138	83	72	15	74	93
Heredia, Maximo	1	3	4.92	29	3	0	0	3	64.0	71	44	35	8	19	36
Hernandez, Francis	0	1	5.79	5	0	0	0	1	4.2	4	3	3	1	3	3
Key, Jimmy	1	0	3.00	1	1	0	0	0	6.0	4	2	2	2	2	6
Kohlmeier, Ryan	1	2	7.45	9	0	0	0	5	9.2	10	9	8	1	3	15
Lane, Aaron	1	1	2.70	5	1	0	0	1	13.1	9	5	4	0	7	6
Lawrence, Chip	0	0	0.00	1	0	0	0	0	1.0	0	0	0	0	1	0
LeCronier, Jason	0	0	0.00	1	0	0	0	0	0.2	0	0	0	0	1	1
Lee, Chris	0	0	4.50	2	0	0	0	0	4.0	3	2	2	1	2	4
Mastrolonardo, David	1	6	5.01	48	0	0	0	15	55.2	59	34	31	7	29	69
McNatt, Josh	11	8	3.15	27	26	3	1	0	157.1	141	78	55	10	70	118
Olszewski, Tim	3	4	4.70	34	0	0	0	1	61.1	83	46	32	8	14	37
Paronto, Chad	7	6	3.13	18	18	0	0	0	103.2	116	44	36	4	39	87
Parrish, John	4	4	3.27	16	16	1	0	0	82.2	77	39	30	5	27	81
Peguero, Americo	0	1	6.43	5	4	0	0	0	14.0	10	11	10	1	11	15
Richardson, Kasey	1	0	5.30	22	0	0	0	1	37.1	44	29	22	4	14	38
Rogers, Jason	0	3	3.98	17	0	0	0	0	20.1	19	12	9	2	7	19
Romero, Jordan	2	5	3.04	15	8	0	0	0	50.1	45	19	17	2	21	58
Sims, Ken	0	0	1.35	3	0	0	0	1	6.2	6	2	1	1	0	8
Steinmetz, Earl	1	1	3.13	13	0	0	0	0	23.0	23	13	8	3	6	2
Tapia, Rafael	0	0	0.00	1	0	0	0	0	1.0	1	0	0	0	0	1
Towers, Josh	8	7	3.34	25	20	3	0	1	145.1	137	58	54	11	9	122

# FREDERICK COACHING STAFF ANDREW (ANDY) AUGASTE ETCHEBARREN MANAGER

HT: 6-0 WT: 200 B: R T: R  
Born: June 20, 1943, Whittier, CA Resides: Walnut, CA  
NOTES: Begins first season as Frederick manager...Returned to Bluefield last season as manager after two seasons as bench coach with the major league club...Was manager at Bluefield for three seasons, 1993-95...During that time, his Bluefield teams had a 3-year mark of 132-69, including a 49-16 record in '95, winning the Appalachian League's Northern Division by 17 games and posting the 9th best winning percentage (.745) by a National Association short-season club...Spent seven years (1985-91) as the Milwaukee Brewers first base coach and catching instructor...Began his coaching career while winding down his playing career, serving as player-coach for California Angels in '77...Returned to it full-time in 1983 as Brewers minor league catching instructor for 3 seasons...Also served as interim manager at Class A Stockton in final weeks of 1984 season...Played 15 seasons in the majors, the first 11 1/2 with the Orioles...Signed with Orioles out of high school in 1961...Was starting catcher and had career-high 11 homers and 50 RBI for O's '66 World Series champs...Was a member of four pennant-winning Orioles teams...Was named to A.L. All-Star team in '66 & '67...Batted .235 with 49 homers in his career...Also played for Angels and Brewers.  
PERSONAL: Owned and operated a health and racquetball club in Hacienda, CA, for 4 years after retiring as a player...Also worked with MLB Alumni in '92 assisting with clinics conducted at military bases worldwide...Has two daughters, Kim and Lisa...Enjoys golf.

## COACHING CAREER

1977	Player/Coach, California Angels
1982-4	Minor League Catching Instructor, Milwaukee Brewers
1985-86	First Base Coach, Milwaukee Brewers
1987-88	Bench Coach, Milwaukee Brewers
1989-91	First Base Coach, Milwaukee Brewers
1996-97	Bench Coach, Baltimore Orioles

## RECORD AS MANAGER

Year	Class	Club	League	W-L	Pct
1993	R	Bluefield	Appalachian	44-24	.647
1994	R	Bluefield	Appalachian	39-29	.574
1995	R	Bluefield	Appalachian	49-16	.754
1998	R	Bluefield	Appalachian	33-34	.493
CAREER TOTALS (4 years)				165-103	.616

# LARRY EDWARD JASTER PITCHING COACH

HT: 6-3 WT: 195 B: L T: L  
Born: Jan. 13, 1944, Midland, MI Resides: Wellington, FL  
NOTES: Begins his 3rd season as pitching coach in the Orioles organization, his second at Frederick...Was pitching coach at Delmarva in 1997...Spent 10 years in the Atlanta Braves farm system as pitching coach, all at the Class A level...Served at Durham ('86 and '89-'91), Sumter ('87-'88) and Macon ('92-'95)...Had worked part-time for Braves with their rookie camps 1983-85...Retired as active player after 3 seasons at Richmond (AAA) in 1975 and earned bachelors degree in education from Georgia State College in Atlanta...Served as coach with Braves' Savannah (AA) farm club in 1976 before going to University of New Mexico as graduate assistant coach...Later returned to Albuquerque as assistant coach for Lobos, 1981-85...Compiled a 35-33 record with a 3.65 ERA in 7 major league seasons. He was 32-25 in 4 seasons with the Cardinals ('65-'68), whom he chose to sign with over the Orioles and White Sox in 1962. Was primarily a starter, but pitched in relief in the '67 and '68 World Series. Spent one year with the expansion Expos and finished his career with parts of 2 seasons ('70 & '72) with the Braves. In '66, he shutout the Dodgers 5 consecutive times, tying the M.L. record for shutouts against one club, held by Hall of Famer Grover Cleveland Alexander.  
PERSONAL: Attended Michigan State and earned bachelors degree from Georgia State College in Atlanta in 1976...Received master's degree in physical education from University of New Mexico in 1977, then taught and coached high school for 4 years in Colorado Springs, CO...Has 3 children: oldest son, Scott, was a minor league outfielder for 3 organizations and now scouts for Arizona Diamondbacks; daughter, Kimberly; and youngest son,



Brent, and 2 grandchildren...Brother, Dan, also pitched in Cardinals organization...Lives in West Palm Beach, FL suburbs.

#### COACHING CAREER

1976 Pitching Coach, Savannah, Southern, AA (Braves)  
1983-85 Part-time Pitching Instructor, Atlanta Braves  
1986 Pitching Coach, Durham Bulls, Carolina, A (Braves)  
1987-88 Pitching Coach, Sumter Braves, South Atlantic, A (Braves)  
1989-91 Pitching Coach, Durham Bulls, Carolina, A (Braves)  
1992-95 Pitching Coach, Macon Braves, South Atlantic, A (Braves)  
1997 Pitching Coach, Delmarva Shorebirds, South Atlantic, A (Orioles)  
1998- Pitching Coach, Frederick Keys, Carolina, A (Orioles)

#### FLOYD RAYFORD

##### FIELD COACH

HT: 5-10 WT: 220

Born: April 27, 1957, Memphis, TN

Resides: Silver Spring, MD

**NOTES:** Returns to the Orioles organization this season as Frederick coach...Spent last year as coach at A Beloit in the Milwaukee organization after eight years as coach and manager in the Phillies organization...Began coaching career in 1990 with Scranton/Wilkes-Barre (AAA), and spent two years there as player/coach due to injuries...Was a coach at A Batavia from 1992-1995 before becoming manager there in 1996...Spent a brief period as bullpen coach for Phillies in 1995 when Mike Ryan was hurt...Played 6 of 7 major league seasons with the Orioles ('80,'82,'84-'87) and part of '83 season with St. Louis...Best season of career came in 1985, when he batted .306 with 18 home runs and 48 RBI while splitting time at third base and catcher...Hit 15 home runs in his last 65 games that year, and homered in consecutive games four times...Played third base in the second game of a doubleheader on May 29, 1982...The next day, Cal Ripken played third and would play every game until September 20, 1998, setting a major league record of 2,632 consecutive games...Selected by the California Angels in the fourth round of the draft.

**PERSONAL:** Is a 1975 graduate of Manual Art HS (CA)...Was an all-city pick twice and league MVP as a senior...He and his wife, Susan, have one child, Christina.

#### DAVID (DAVE) WALKER, A.T.C.

##### TRAINER

HT: 6-1 WT: 175

Born: April 10, 1967, Kansas City, MO

Resides: Orlando, FL

**NOTES:** Entering his 6th season in the O's organization and his 3rd at Frederick...Started pro training career at Bluefield in 1994 before moving to Class A High Desert for two seasons ('95-'96)...Worked as the Assistant Athletic Trainer for Apopka (FL) HS prior to joining the Orioles...Is certified by the National Athletic Trainers' Association (NATA)...Is also a member of the American College of Sports Medicine and the National Strength and Conditioning Association.

**PERSONAL:** Received his BS in Physiology of Exercise and Rehabilitation from Southwest Missouri State University...Served in the HealthSouth Sports Medicine and Rehabilitation Center's Athletic Training Program upon graduation.

#### TRAINING CAREER

1994 Trainer, Bluefield Orioles, Appalachian League, R (Orioles)  
1995-96 Trainer, High Desert Mavericks, California League, A (Orioles)  
1997- Trainer, Frederick Keys, Carolina League, A (Orioles)



#### DELMARVA SHOREBIRDS

P.O. Box 1557  
Salisbury, MD 21802  
(410) 219-3112

South Atlantic League  
Class: A  
Arthur W. Perdue Stadium

#### OFFICIALS

Butch Davis, Manager  
Moe Drabowsky, Pitching Coach  
Bobby Rodriguez, Field Coach  
Mike Myers, Trainer

#### 1999 DELMARVA SHOREBIRDS SCHEDULE

April 8-11	@ Macon	July 1-2	Greensboro
April 12-15	@ Capital City	July 3-6	@ Asheville
April 16-19	Piedmont	July 7-8	Hagerstown
April 20-22	Cape Fear	July 9-12	@ Greensboro
April 23-24	@ Hagerstown	July 14-16	Cape Fear
April 26-28	Savannah	July 17-20	Charleston-WV
April 30	Hickory	July 21-24	Charleston-SC
		July 26-29	Macon
		July 30-31	Columbus
May 1-3	Hickory		
May 4-7	@ Piedmont	August 1-2	Columbus
May 8-9	@ Hagerstown	August 4-6	@ Charleston-WV
May 10-12	Charleston-WV	August 7-8	Hagerstown
May 13-16	@ Cape Fear	August 9-11	@ Cape Fear
May 18-21	Augusta	August 12-15	Asheville
May 22-25	@ Hickory	August 17-20	@ Savannah
May 26-27	Hagerstown	August 21-24	@ Augusta
May 28-31	Capital City	August 26-29	Charleston-SC
		August 30-31	Hagerstown
June 1-2	@ Hagerstown		
June 3-6	Charleston-WV		
June 7-9	@ Charleston-WV	September 1-3	Charleston-WV
June 10-13	Hagerstown	September 4-6	@ Hagerstown
June 14-16	@ Cape Fear		
June 17-20	Columbus		
June 22	A ALL-STAR GAME		
June 24-25	@ Hagerstown		
June 26-28	Cape Fear		
June 29-30	Greensboro		

# DELMARVA SHOREBIRDS

## 1998 STATISTICS

BATTERS	AVG	G	AB	R	H	2B	3B	HR	RBI	BB	SO	SB	CS
Charles, Curtis	.179	10	28	4	5	0	1	0	1	1	10	2	2
Davison, Ashanti	.154	7	26	1	4	0	1	0	1	1	6	0	1
Diaz, Maikell	.243	59	169	26	41	7	4	3	24	20	40	4	2
Figueroa, Franky	.276	137	515	61	142	29	4	13	94	14	113	8	0
Garavito, Eddy	.247	135	481	81	119	20	8	9	66	44	93	25	15
Haman, Mack	.000	2	6	0	0	0	0	0	0	0	4	0	0
Hammond, Joey	.237	38	135	19	32	6	1	1	15	16	21	1	2
Hoch, Corey	.206	16	34	6	7	3	0	1	4	4	6	0	0
Hooper, Daren	.207	96	319	36	66	13	1	8	36	26	147	1	2
Hughes, Brian	.289	38	121	14	35	6	1	1	20	13	17	7	2
Martinez, Eddy	.263	113	361	46	95	16	1	2	39	33	66	21	7
Matos, Luis	.272	133	503	73	137	26	6	7	62	38	90	42	14
McDonald, Darnell	.261	134	528	87	138	24	5	6	44	33	117	35	11
McGee, Tom	.268	50	123	16	33	5	0	2	14	9	23	4	2
Pacheco, Juan	.000	1	3	1	0	0	0	0	1	3	0	0	0
Paxton, Juan	.259	63	170	20	44	11	0	1	19	27	39	0	1
Paz, Richard	.320	98	325	55	104	10	4	5	56	75	42	22	7
Perez, Richard	.114	23	35	6	4	0	0	0	4	2	13	1	2
Rivera, Roberto	.238	110	390	55	93	21	5	7	50	25	99	17	4
Werth, Jayson	.265	120	408	71	108	20	3	8	53	50	92	21	6

PITCHERS	W	L	ERA	G	GS	CG	SHO	SV	IP	H	R	ER	HR	BB	SO
Achilles, Matt	8	7	3.78	26	25	2	1	0	150.0	143	71	63	14	70	125
Bauer, Richard	5	8	4.73	22	22	1	1	0	118.0	127	69	62	11	44	81
Bello, Gilberto	1	0	4.50	3	0	0	0	0	4.0	6	2	2	1	2	4
Brown, Derek	3	4	1.85	55	0	0	0	33	68.0	55	19	14	3	13	63
Fontaine, Tom	0	2	15.88	6	0	0	0	0	5.2	9	10	10	1	8	7
Garcia, Sonny	2	0	2.52	4	4	1	0	0	25.0	17	9	7	2	9	21
Halpin, Jeremy	9	5	3.97	57	0	0	0	7	93.0	93	45	41	8	17	104
Huntsman, Brandon	7	6	3.94	23	17	0	0	0	98.1	114	59	43	5	53	71
Lee, Chris	3	0	3.79	19	0	0	0	1	35.2	27	17	15	5	21	39
Medina, Carlos	4	6	3.79	22	11	0	0	0	80.2	70	41	34	7	39	65
Murphy, Darren	0	0	4.32	5	0	0	0	0	8.1	11	4	4	0	4	4
Peguero, Americo	2	1	6.00	15	2	0	0	2	36.0	38	26	24	4	22	37
Perez, Norberto	5	2	4.06	24	4	0	0	0	51.0	54	29	23	1	26	52
Richardson, Kasey	2	2	2.68	16	3	0	0	2	40.1	23	13	12	2	11	47
Riley, Matthew	5	4	1.19	16	14	0	0	0	83.0	42	19	11	0	44	136
Romero, Jordan	4	5	5.33	15	14	0	0	0	79.1	87	50	47	9	31	70
Spurgeon, Jay	11	3	2.64	27	20	0	0	0	136.1	112	49	40	8	48	103
Stephens, John	1	2	2.60	6	6	1	1	0	34.2	25	11	10	3	13	40
Tapia, Rafael	1	0	5.40	2	0	0	0	0	1.2	3	1	1	0	1	0
Theodile, Simeon	2	1	6.48	19	0	0	0	0	25.0	30	19	18	3	11	21
Wise, William	6	3	4.67	34	0	0	0	1	61.2	74	35	32	4	18	40

## ORIOLES EXPANSION LOSSES

With the addition of the Arizona Diamondbacks and the Tampa Bay Devil Rays for the 1998 season, Major League Baseball underwent its fifth expansion draft following last season. Below is a breakdown of players lost by the Orioles in each of baseball's five expansion drafts:

**December 1960** — The Los Angeles Angels selected RHP Ron Moeller and IF Don Ross, each for \$75,000. OF Albie Pearson was selected from the Rochester roster for \$25,000. The Washington Senators selected C Gene Green, IF Billy Klaus, OF Chuck Hinton and OF Gene Woodling, each for \$75,000. IF Leo Burke was selected from the Rochester roster for \$25,000.

**October 1968** — The Kansas City Royals selected RHP Roger Nelson (first pick in the draft), RHP Wally Bunker, RHP Moe Drabowsky and 1B Mike Fiore, each for \$175,000. The Seattle Pilots selected C Larry Haney and LHP John Morris, each for \$175,000.

**November 1976** — The Toronto Blue Jays selected IF Bob Bailor (2nd overall pick behind Rupert Jones), RHP Mike Darr and IF Mike Willis, each for \$175,000. The Seattle Mariners selected RHPs Dave Pagan and Bob Galasso, each for \$175,000.

**November 1992** — The Florida Marlins selected RHP Kip Yaughn in the 1st round and RHP Richie Lewis in the 2nd round. The Colorado Rockies did not select any Orioles in the 3-round draft.

**November 1997** — The Tampa Bay Devil Rays selected RHP Esteban Yan in the 1st round and IF Aaron Ledesma in the 3rd round. The Arizona Diamondbacks selected OF David Dellucci in the 2nd round.

# DELMARVA COACHING STAFF

## WALLACE MCARTHUR (BUTCH) DAVIS

### MANAGER

HT: 6-0 WT: 193 B: R T: R

Born: June 19, 1958, Williamston, NC

Resides: Garner, NC

**NOTES:** Begins first season as manager for Delmarva after serving as manager at Gulf Coast the previous two seasons...Returned to the O's organization in '95 as an instructor after a 14-year professional playing career...Spent '95-'96 seasons as a coach at Rochester...Spent one full season ('93, Texas), and parts of six other seasons in the big leagues: Royals ('83-'84), Pirates ('87), Dodgers ('91) and Orioles ('88 & '89)...Was the Royals' 10th round selection in the 1980 June draft...Was two-time league All-Star coming up in the Royals chain, including Gulf Coast League Player of Year in 1980...Played 3 1/2 seasons before making his big league debut on Aug. 23, 1983, with KC...Burst upon the scene with the Royals that season, hitting .344 with 6 triples in 122 at-bats...Opened '84 with Kansas City, but hit just .147 and was optioned to Omaha May 10...Did not return to majors until September 1987 when he appeared in seven games with Pittsburgh...Attended '88 spring training with the Angels, but was released April 4...Signed with the O's May 3 and was assigned to Charlotte (AA)...Hit .301 with 13 HR and 82 RBI, earning a 13-game stint with the O's in September...Batted .303 with 29 doubles, 10 homers and 19 SB for Rochester in '89...Signed with the Dodgers in 1990 and put together his finest season with Albuquerque (AAA), batting .342 with 31 doubles and 25 stolen bases...Spent the entire '93 season with the Rangers, batting .245 in 159 at-bats...Hit the first ever inside-the-park HR in Camden Yards against the Birds, Aug. 21, 1993 (it was also the first inside-the-park HR by an O's opponent in Baltimore in 33 years)...Finished his pro career playing for Oklahoma City in '94.

**PERSONAL:** Graduated from East Carolina in 1980...Enjoys bowling, basketball, and chess.

### COACHING CAREER

1995-96 Coach, Rochester Red Wings, International, AAA (Orioles)

### RECORD AS MANAGER

Year	Class	Club	League	W-L	Pct
1997	R	Sarasota	Gulf Coast	27-33	.450
1998	R	Sarasota	Gulf Coast	28-32	.467
Career Totals	(2 years)			55-65	.458

# MYRON WALTER (MOE) DRABOWSKY

## PITCHING COACH

HT: 6-2 WT: 193 B: R T: R

Born: July 21, 35, Ozanna, Poland

Resides: Sarasota, FL

**NOTES:** Begins his first season as Delmarva pitching coach after serving the previous four seasons as Minor League Pitching Coordinator...Is in his fourth stint with the Birds, perhaps a modern-day record...Had two different stints with the O's as a player and served in 1992 as pitching coach for the AA Hagerstown Suns...Left Hagerstown after '92 to serve as the Cubs major league pitching coach in '93 and '94 and returned to Orioles system in '95...Began his coaching career in '86 as the major league relief pitching coach with the White Sox...Was assigned to Birmingham in '87 and moved to Vancouver in '89, serving as pitching coach under current Orioles first base coach, Marv Foley, for the next three seasons...Moved back to the O's organization in '92 to coach the Hagerstown Suns, who were managed by Don Buford, the current O's Assistant Director of Player Development...Spent 17 seasons in the big leagues, posting an 88-105 record and 55 saves with a 3.71 ERA as both a starter and a reliever...Began his pro career in the big leagues with the Cubs in 1956, spending five seasons in Chicago...Also pitched for the Braves, Reds and Athletics before being selected by the O's in the major league draft following the 1965 season...Posted a perfect 6-0 record for the 1966 World Champion Orioles...Enjoyed greatest moment in his career on Oct. 5, 1966, when he won the World Series opener vs. the Dodgers with a spectacular relief job...Went 6.2 innings in relief of Dave McNally and allowed just one hit while fanning a series-record 11...Six of the punch-outs were in succession to tie a mark set by the Reds' Hod Eller in 1919...Established a then-club record by winning 12 straight over a two-season stretch ('66-'67)...Was selected by the Royals in the 1968 expansion draft, but was required by the O's in 1970...Completed his pitching career in 1972 with the White Sox.



**PERSONAL:** Born in Ozanna, Poland...Studied economics at Trinity University in Hartford...Pitched no-hit, no-run game against Wesleyan College in 1956, striking out 16.

#### COACHING CAREER

1986 Pitching Coach, Chicago White Sox  
1987-88 Pitching Coach, Birmingham Barons, Southern Assn., AA (ChiWS)  
1989 Pitching Coach, Vancouver Canadians, Pacific Coast League, AAA (ChiWS)  
1992 Pitching Coach, Hagerstown Suns, Carolina League, A (Orioles)  
1993-94 Pitching Coach, Chicago Cubs  
1995-98 Minor League Pitching Instructor, Baltimore Orioles

#### ROBERT (BOBBY) E. RODRIGUEZ

##### FIELD COACH

HT: 5-8 WT: 205 B: R T: R

Born: May 16, 1957, San Antonio, TX

Resides: Salisbury, MD

**NOTES:** Enters his 3rd season as Shorebirds hitting coach...Served as trainer and traveling secretary for Laredo Apaches of independent Texas-Louisiana League in 1995...Since retiring as a player in 1983, he has umpired at the junior college and high school level, coached youth baseball and conducted private instructional clinics...Batted a composite .327 in an 8-year career as an outfielder in the AAA Mexican League, 1976-83...With Union Laguna in 1980, he won the Mexican League batting championship with a .404 average.


**PERSONAL:** Is a graduate of South San Antonio (TX) HS...Jumped directly to Mexican League after high school...Has been married for 21 years to wife Leticia...They have 4 children: daughters Leticia and Veronica, and sons Robert Jr. and Ruben David...They moved to Salisbury, MD during the off-season.

#### COACHING CAREER

1997- Hitting Coach, Delmarva Shorebirds

#### LONGEST AFFILIATIONS

Bluefield celebrates its 42nd season as an Orioles affiliate this season, the longest continuing relationship in baseball. The O's Appalachian League team since 1958, Bluefield is one of only 3 minor league teams that have been affiliated with the same parent club continuously since 1961. The others are Lakeland (Class A, Florida State League), with Detroit since 1960, and Rochester, the Orioles AAA team in the International League starting in 1961.



#### BLUEFIELD ORIOLES

P.O. Box 356  
Bluefield, West Virginia 24701  
(540) 326-1326

Appalachian League

Class: Rookie

Bowen Field

#### OFFICIALS

George McGonagle, President

Duffy Dyer, Manager

Charlie Puleo, Pitching Coach

Lenny Johnston, Field Coach

P.J. Mainville, Trainer

Chris Dunaway, Strength & Conditioning

#### BLUEFIELD ORIOLES

##### 1998 STATISTICS

BATTERS	AVG	G	AB	R	H	2B	3B	HR	RBI	BB	SO	SB	CS
Benham, Jason	.223	57	202	38	45	6	3	6	28	21	36	3	1
Bonilla, Juan	.269	37	119	16	32	8	0	3	16	7	21	0	1
Carter, Shannon	.247	36	150	23	37	2	0	1	10	9	35	14	3
Davison, Ashanti	.255	50	196	30	50	8	3	1	17	24	32	16	8
Diaz, Maikell	.300	11	40	4	12	1	0	0	6	4	6	2	1
Escalante, Jaime	.247	53	166	24	41	9	0	3	12	17	46	3	1
Hage, Tom	.364	28	107	26	39	8	1	10	37	15	9	1	0
Haman, Mack	.225	38	120	19	27	6	0	2	11	9	33	1	1
Hammond, Joey	.388	31	129	23	50	5	0	1	16	12	15	4	2
Kirkpatrick, Michael	.279	14	43	9	12	1	1	1	6	3	15	1	1
Koone, Chuck	.143	16	42	4	6	0	0	0	2	8	14	0	1
Martin, Tommy	.280	18	50	8	14	2	0	0	5	7	12	4	2
Ndungidi, Ntema	.295	59	210	26	62	10	5	7	35	35	52	6	5
Nolasco, Regino	.233	66	215	27	50	7	3	0	26	15	40	12	5
Pacheco, Juan	.227	12	44	7	10	1	0	0	3	3	5	0	0
Ramirez, Luis	.187	46	150	16	28	5	2	3	20	17	50	1	3
Utting, Andy	.245	40	147	16	36	6	0	3	22	22	29	2	5
Wilson, Cliff	.225	23	80	13	18	4	1	4	11	9	20	0	0

PITCHERS	W	L	ERA	G	GS	CG	SHO	SV	IP	H	R	ER	HR	BB	SO
Bello, Jilberto	1	2	5.01	26	0	0	0	10	32.1	22	18	18	3	14	43
Castell, Raymond	5	3	4.02	13	13	0	0	0	69.1	66	38	31	6	26	50
Dickson, Derek	0	0	27.00	2	0	0	0	0	1.1	1	4	4	0	1	2
Douglass, Sean	2	2	3.23	10	10	0	0	0	53.0	45	20	19	6	14	62
Garcia, Sonny	4	2	2.04	12	8	0	0	0	57.1	39	15	13	2	19	77
Guzman, Juan	1	2	1.42	15	0	0	0	1	25.1	22	12	4	1	7	26
Jones, Sean	4	2	9.76	14	6	0	0	0	39.2	62	49	43	6	20	30
Murphy, Brian	3	4	3.32	14	6	3	1	0	57.0	65	29	21	3	7	41
Murphy, Darren	2	0	4.12	16	0	0	0	0	19.2	25	9	9	0	5	16
Myers, Gene	0	2	7.83	17	1	0	0	0	23.0	35	27	20	2	24	25
Perez, Norberto	1	1	4.97	6	0	0	0	0	12.2	8	7	7	2	4	11
Ratiff, Craig	0	0	5.14	3	3	0	0	0	14.0	18	12	8	1	5	11
Ryba, Jason	3	3	5.24	12	9	0	0	0	46.1	46	36	27	6	25	41
Sims, Kenny	5	3	3.10	19	1	0	0	0	49.1	49	20	17	2	14	32
Tapia, Rafael	0	2	5.48	4	4	0	0	0	21.1	24	18	13	3	11	20
Theodile, Simeon	2	5	2.96	18	6	0	0	1	54.2	47	24	18	2	15	61
Wilson, Cliff	0	1	12.00	1	0	0	0	0	3.0	4	4	4	0	0	1

## BLUEFIELD COACHING STAFF

### DON ROBERT (DUFFY) DYER

#### MANAGER

HT: 6-0 WT: 200 B: R T: R

Born: August 15, 1945, Dayton, OH

Resides: Phoenix, AZ

**NOTES:** Begins his first season in Orioles organization as Bluefield manager...Spent the last three years on Oakland Athletics coaching staff, including the last two as bench coach...Was third base coach for the A's in 1996 after serving in that capacity for the Milwaukee Brewers the previous seven years...Was originally named to Brewers coaching staff by Tom Trebelhorn following 1988 season and was the only holdover when Phil Garner took over as manager prior to the 1992 season...Began his coaching career in 1983 as bullpen coach for the Chicago Cubs...The following season he managed A Kenosha, Minnesota's affiliate of the Midwest League, and a year later he guided the Twins to a 79-60 record and the league championship, earning Midwest League Manager of the Year honors...Moved on to the Milwaukee organization where he won his second consecutive Manager of the Year Award after his El Paso club won the Texas League (AA) Championship...Spent another year with the Diablos before going to AAA Denver, where he managed the Zephyrs to a 72-69 record in 1988...Played 14 seasons in the major leagues, posting a .221 average with four teams...Selected in the first round of the secondary phase of the June 1966 draft, and made his major league debut for the Mets in 1968...Best season at the major league level came in 1972 with the Mets when he batted .231 with 8 home runs and 36 RBI...Was traded to Pirates following '74 season and appeared in 1975 ALCS and caught John Candelaria's no-hitter in 1976...Signed with the Expos as a free agent in 1979 and concluded his playing career with Detroit from 1980-81.

**PERSONAL:** Graduated from Cortez HS in 1963, earning All-State honors in baseball and football...Attended Arizona State University, where he played in the 1965 College World Series and earned All-Western Athletic Conference and All-American honors in 1966...In between his playing and coaching careers, he worked in the real estate business in Phoenix...He and his wife, Lynn, have four children: Cami, Megan, Brian and Kevin.

#### COACHING CAREER

1983	Bullpen Coach, Chicago Cubs
1989-95	Third Base Coach, Milwaukee Brewers
1996	Third Base Coach, Oakland Athletics
1997-98	Bench Coach, Oakland Athletics

#### RECORD AS MANAGER

Year	Class	Club	League	W-L	Pct	Pos
1984	A	Kenosha	Midwest	70-68	.507	4th
1985	A	Kenosha	Midwest	79-60	.568	2nd
1986	AA	El Paso	Texas	85-50	.630	1st/1st
1987	AA	El Paso	Texas	75-59	.560	3rd/1st
1988	AAA	Denver	American Assoc.	72-69	.511	3rd
<b>CAREER TOTALS</b>		<b>(5 years)</b>		<b>381-306</b>	<b>.555</b>	

## CHARLES (CHARLIE) MICHAEL PULEO

#### PITCHING COACH

HT: 6-2 WT: 190 B: R T: R

Born: Feb. 7, 1955, Glen Ridge, NJ

Resides: Knoxville, TN

**NOTES:** Joined the O's organization in 1992 as pitching coach at Bluefield...Spent '93 with Albany in the South Atlantic League and returned to Bluefield in 1994...Former big league hurler, pitched eight seasons in the big leagues with three teams: Mets ('81-'82), Reds ('83-'84) and Braves ('86-'89)...Originally signed by Toronto as a free agent in 1978...Won nine games in his first full year in the bigs with the Mets in 1982...Led Mets hurlers in starts (24) and innings (171)...Posted a 3.47 ERA in 53 games with Atlanta in '88.

**PERSONAL:** 1973 graduate of Bloomfield (NJ) HS...Graduated from Seton Hall University in 1977 with a degree in Education...Has worked as a broadcaster for the Knoxville Blue Jays of the Southern League.

#### COACHING CAREER

1992	Pitching Coach, Bluefield Orioles, Appalachian League, R (Orioles)
1993	Pitching Coach, Albany Polecats, South Atlantic League, A (Orioles)
1994-	Pitching Coach, Bluefield Orioles, Appalachian League, R (Orioles)

## CHRISTOPHER (CHRIS) A. DUNAWAY

### STRENGTH & CONDITIONING COACH: BLUEFIELD & EXTENDED SPRING

HT: 5-9 WT: 155

Born: Feb. 12, 1974, Wheeling, WV

Resides: Wheeling, WV

**NOTES:** Begins his second full season in Orioles organization...Works with Gulf Coast League and extended spring training as well as Bluefield...Was an intern in 1997, working with GCL and extended spring training players as well as Florida Instructional League...Is a member of the National Strength and Conditioning Association.

**PERSONAL:** Graduated in 1997 with exercise physiology degree from West Virginia University...Interned with Mountaineers' athletic department, working as a strength and conditioning assistant for football, basketball and swimming and diving teams...Was a 3-year letter-winner on WVU track team...Graduated from Wheeling Park High School in 1992...Ran 200 and 400 meters in high school and college...Is a certified strength and conditioning coach...Married in offseason.

## PETER A. (P.J.) MAINVILLE, JR.

### TRAINER-BLUEFIELD & EXTENDED SPRING

HT: 6-4 WT: 210

Born: January 29, 1975, Hollywood, FL

Resides: Warrenton, VA

**NOTES:** Enters his 2nd full season as a member of the Orioles minor league training staff...Worked two summers as an intern with Orioles Gulf Coast League in Sarasota, FL, 1996-1997...Was a student athletic trainer for four years at East Carolina University in Greenville, NC...Is a member of the National Athletic Trainers Association and the Professional Baseball Athletic Trainers Society.

**PERSONAL:** Graduated from East Carolina University in August, 1997, with degree in exercise and sports science...Has served as an emergency room volunteer at hospitals in Virginia and North Carolina as well as with the Warrenton (VA) Volunteer Rescue Squad...Umpired Babe Ruth League Baseball in Fauquier Co., VA, from '91-'95.

## GULF COAST COACHING STAFF

### JESUS ALFARO

#### MANAGER

HT: 5-10 WT: 170 B: R T: R

Born: Sept. 26, 1958, Maracaibo, VEN

Resides: Maracaibo, VEN

**NOTES:** Begins first season as manager at Gulf Coast after serving as coach and instructor there the previous four seasons...Rejoined the Orioles organization in '95 as an instructor for Extended Spring Training and the Gulf Coast League Orioles...Played professionally for 18 seasons, including three with the Orioles organization ('82-'84)...Was a member of the 1984 Charlotte (AA) O's, winners of the Southern League Championship...Originally signed with the Philadelphia Phillies in 1976...Also played for the Cubs ('78-'81), Brewers ('85-'87, '89-'90), and Angels ('88) organizations...Finished his playing career with one season in Italy ('91) and three seasons in the Mexican Summer League (92-'94).

**PERSONAL:** Has played winter ball in his native Venezuela each year since 1973...Has served as player-coach for the Caracas Lions the past few winters...Attended the Major League Scouting Bureau's scouting school in '90.

#### COACHING CAREER

1995-1998	Instructor, Extended Spring Training/Gulf Coast League, R (Orioles)
-----------	---

## JOHN EUGENE O'DONOGHUE, SR.

#### PITCHING COACH

HT: 6-2 WT: 215 B: R T: L

Born: Oct. 7, 1939, Kansas City, MO

Resides: Baltimore, MD

**NOTES:** Returns for 5th season in Florida and 9th in O's organization...Worked in private business as a vice-president of a company in Wilmington, DE before returning to baseball as pitching coach at Frederick in '91...Moved to Bowie for '93 and '94 seasons...Coached two off-seasons with the Perth Heat of the Australian Baseball League...Pitched nine seasons in the major leagues for six different organizations: Kansas City Athletics ('63-'65), Cleveland ('66-'67), Baltimore ('68), Seattle Pilots ('69), Milwaukee ('70) and Montreal ('70-'71)...Won 19 games for the Athletics over two seasons...Was named to the American



League All-Star team in 1965, but did not appear in the game...Was traded to the Orioles in November 1967 and appeared in 16 games without a decision for the Birds in '68.

**PERSONAL:** Originally signed by the KC Athletics in 1959...Graduated from De LaSalle (MO) HS in Kansas City where he earned three letters in baseball and two letters in basketball...Attended University of Missouri where he played baseball for three years...Posted a 0.48 ERA as a junior...His son, John, made his big league debut with the O's on June 26, 1993, making them just the third father-son combo to ever play for the O's; the Kennedy's, Bob ('54-'55) and Terry ('87-'88), and the Buford's, Don ('68-'72) and Damon ('93-'95), are the others.

#### COACHING CAREER

1991-92 Pitching Coach, Frederick Keys, Carolina League, A (Orioles)  
1993-94 Pitching Coach, Bowie Baysox, Eastern League, AA (Orioles)  
1995- Pitching Coach, Extended/Gulf Coast League, R (Orioles)

#### DOMINICAN SUMMER LEAGUE COACHING STAFF

##### CARLOS BERNHARDT

DIRECTOR OF LATIN AMERICAN SCOUTING

HT: 5-11 WT: 195

Born: September 9, 1950

Resides: San Pedro de Macoris, DR

**NOTES:** Returns to previous role of scout in Dominican Republic after spending the 1998 season as Orioles first base coach...Will also oversee the Orioles year-round Dominican Player Development Program...Is entering his 15th year with the Orioles organization...Spent his first 13 seasons as the Orioles' Dominican Republic Scouting Supervisor, where he signed over 200 players, including former Oriole Armando Benitez and current prospects Julio Moreno and Wady Almonte...Managed the Orioles Dominican Summer League team, 1994-1997, and compiled the best record in the league each year...Also spent several winters as pitching coach for the Estrellas club in the Dominican Winter League...Was signed as a right-handed pitcher by the Seattle Pilots in 1969, and began his professional career that year playing for Newark of the New York-Penn League...Pitched winter ball in the Dominican Republic following the season and was purchased by the New York Yankees...Later in the winter was pitching in Venezuela when, in a freak accident, he broke his arm while throwing a pitch and slipping off the mound...Spent the next several years in rehab before reinjuring his arm and retiring in 1973.

**PERSONAL:** Has three brothers who played baseball professionally...Juan played in the majors with the Yankees and Seattle and hit the Mariners' first ever home run at the Kingdome off Frank Tanana...Carlos holds the javelin record in the Dominican Republic, breaking Felipe Alou's record when he was 14 years old...He and his wife, Janet, have three children: a son, Carlos Julio, and two daughters, Jennelly and Jeanette.

##### SALVADOR RAMIREZ

MANAGER-SAN PEDRO DE MACORIS ORIOLES

##### MIGUEL JABALARA

COACH-SAN PEDRO DE MACORIS ORIOLES

##### EURIPEDES NUNEZ

COACH-SAN PEDRO DE MACORIS ORIOLES

##### AUGUSTIN LINARES

COACH-SAN PEDRO DE MACORIS ORIOLES

##### NEY ORTEGA

TRAINER-SAN PEDRO DE MACORIS ORIOLES

#### VENEZUELAN SUMMER LEAGUE COACHING STAFF

##### RUSSELL VASQUEZ

MANAGER-VSL



#### GULF COAST ORIOLES

Twin Lakes Park  
6700 Clark Road  
Sarasota, Florida 34241  
(941) 923-1996

Gulf Coast League  
Class: Rookie  
Twin Lakes Park

#### OFFICIALS

Jesus Alfaro, Manager  
John O'Donoghue, Pitching Coach  
Joe Tanner, Field Coach

#### GULF COAST ORIOLES

##### 1998 STATISTICS

BATTERS	AVG	G	AB	R	H	2B	3B	HR	RBI	BB	SO	SB	CS
Berrien, Samuel	.236	45	148	22	35	5	2	2	21	28	31	4	4
Cabrera, Raymond	.272	49	184	21	50	9	1	2	30	2	25	5	0
Calzado, Napoleon	.230	31	113	15	26	6	4	1	18	10	17	1	1
Davison, Ashanti	.214	4	14	2	3	0	0	0	1	2	2	4	0
Elder, Rick	.340	29	106	19	36	5	4	3	26	12	20	3	2
Green, Ricky	.173	18	52	1	9	1	0	0	1	5	21	2	2
Gutierrez, Derrick	.241	31	108	15	26	2	2	0	14	9	27	3	1
Gutierrez, Fernando	.188	33	96	10	18	3	0	0	5	9	19	2	1
Hoch, Corey	.353	19	68	9	24	8	1	0	11	7	10	3	1
Hughes, Brian	.341	21	85	22	29	5	1	0	7	10	10	15	3
Koone, John	.208	31	96	14	20	3	2	1	14	16	31	6	2
Leon, Alfredo	.071	9	28	3	2	0	0	0	1	1	4	0	0
Lopez, Radhames	.204	14	49	4	10	1	0	0	3	7	13	2	0
Mack, Antonio	.181	40	127	18	23	2	0	1	9	9	46	4	4
Martin, Tommy	.197	24	76	11	15	3	0	0	11	9	19	9	2
Monzon, Francisco	.117	32	77	3	9	1	0	0	5	5	17	0	0
Ojeda, Augie	.400	4	15	6	6	2	0	0	2	3	1	3	0
Pacheco, Juan	.267	31	116	20	31	6	1	2	11	9	17	5	3
Raines, Timothy	.244	56	197	40	48	7	4	1	13	30	53	37	4
Rumfield, Brock	.232	49	185	26	43	10	0	3	25	9	23	3	4
Tucker, Mamon	.143	12	42	5	6	0	0	0	2	1	17	1	0
Wade, Mike	.118	7	17	3	2	0	0	1	1	2	5	0	1

PITCHERS	W	L	ERA	G	GS	CG	SHO	SV	IP	H	R	ER	HR	BB	SO
Bechler, Steven	2	4	2.72	9	9	0	0	0	49.2	51	22	15	4	8	39
Brewer, Dustin	0	4	5.90	14	9	0	0	0	50.1	64	36	33	3	25	29
Escalona, Jesus	1	1	3.86	3	2	0	0	0	11.2	9	7	5	0	7	6
Fischer, Sean	4	3	3.21	17	3	0	0	2	42.0	32	17	15	0	26	31
Houle, Marc	0	1	6.43	9	0	0	0	3	14.0	17	11	10	2	7	11
Huntsman, Brandon	0	0	0.00	1	1	0	0	0	1.2	0	0	0	0	1	3
Liubres, Alberto	0	1	9.00	2	0	0	0	0	3.0	5	4	3	0	0	2
Murphy, Brian	0	0	1.42	3	0	0	0	1	6.1	7	3	1	0	2	2
Paz, Richard	0	0	0.00	1	0	0	0	0	1.0	2	0	0	0	1	2
Perez, Randy	0	2	4.50	8	0	0	0	2	24.0	29	13	12	1	7	17
Pruitt, Jason	4	3	4.08	17	3	0	0	1	46.1	44	21	21	6	17	47
Ratiffi, Craig	5	4	3.07	10	10	0	0	0	55.2	53	31	19	4	21	33
Saneaux, Francisco	2	0	3.45	3	3	0	0	0	15.2	15	6	6	0	8	10
Schwager, Matt	0	2	6.75	12	1	0	0	3	24.0	31	19	18	5	13	20
Shepherd, Alvie	0	0	4.76	3	3	0	0	0	5.2	7	3	3	2	3	4
Tapia, Rafael	2	0	5.23	11	2	0	0	0	32.2	42	24	19	1	9	22
Tomaszewski, Eliot	0	1	7.16	16	1	0	0	1	27.2	29	28	22	2	32	19
Trinidad, Fernando	1	0	4.50	3	0	0	0	0	6.0	4	3	3	0	6	1
Whitecotton, Billy	4	2	6.14	10	7	0	0	0	48.1	52	35	33	6	12	29
Yamo, Joshua	3	4	4.37	16	6	0	0	0	57.2	71	40	28	6	20	46

## ORIOLES FARM SYSTEM PLAYERS

### ACHILLES, MATTHEW JEFFREY (MATT) [RHP]

**HT:** 6-3; **WT:** 174; **B:** R; **T:** R; **Signed by:** Fred Peterson; **Born:** Aug. 18, 1976, Rock Island, IL; **Resides:** East Moline, IL; **Acquired:** Orioles 23rd round selection in 1995 First Year Player Draft; signed May 14, 1996.

Year	Club	CL	W	L	ERA	G	GS	CG	SHO	SV	IP	H	R	ER	HR	BB	SO
1996	Orioles	R	0	1	2.25	5	5	0	0	0	20.0	16	6	5	2	10	12
	Bluefield	R	3	2	3.80	13	0	0	0	0	23.2	20	16	10	0	19	22
1997	Delmarva	A	0	0	9.53	3	0	0	0	1	5.2	11	9	6	0	3	2
	Bluefield	R	7	2	3.95	14	13	0	0	0	73.0	60	37	32	9	33	68
1998	Delmarva	A	8	7	3.78	26	25	2	1	0	150.0	143	71	63	14	70	125
Minor Lg. Totals			18	12	3.83	61	43	2	1	1	272.1	250	139	116	25	135	229

1998: Ranked 4<sup>th</sup> in South Atlantic League with 70 walks allowed...Pitched 9-inning no-hitter 4/27 vs. Hagerstown, striking out 7 in 5-0 win...Finished April 3-1 with a 2.56 ERA in 5 games (31.2 IP) with 28 K...In June, he went 1-1 despite 2.33 ERA and holding opponents to .182 batting average in 27.0 IP...His 3.78 ERA was 6<sup>th</sup> among O's farmhands...1997: Began season in bullpen at Delmarva before going to Bluefield as a starter...Led Bluefield hurlers in innings (73.0) and strikeouts (68)...Was tied for 5<sup>th</sup> in wins in Appalachian League with 7...Opponents batted only .228 off him...1996: Began season as a starter in Gulf Coast League before moving to bullpen at Bluefield...Held opponents to combined .225 (36-160) average...**Personal/Amateur:** Graduated from United Township HS in East Moline, IL, where he played baseball, basketball and soccer...Threw a 1-hitter for Blackhawk CC in Moline, IL...Earned all-conference honors at Blackhawk...Enjoys playing beach volleyball...Single...Worked for a food service company in the off-season.

### ACOSTA, VIRGILIO DANIEL [CA]

**HT:** 6-2; **WT:** 180; **B:** R; **T:** R; **Signed by:** Carlos Bernhardt; **Born:** May 31, 1980, San Pedro de Macoris, DR; **Resides:** San Pedro de Macoris, DR; **Acquired:** Signed as a non-drafted free agent May 31, 1997.

Year	Club	CL	W	L	ERA	G	GS	CG	SHO	SV	IP	H	R	ER	HR	BB	SO
1997	Dominican Summer League																
1998	Dominican Summer League																

1998: Batted .260 (32-132) in 45 games for San Pedro Orioles in Dominican Summer League...Had 8 doubles, 2 triples and 12 RBI...1997: Batted .238 (24-101) in 35 games for San Pedro Orioles in DSL...Had 5 doubles and drove in 9 runs.

### ADAMES, BENNY A. [OF]

**HT:** 6-1; **WT:** 135; **B:** R; **T:** R; **Signed by:** Carlos Bernhardt; **Born:** Oct. 8, 1979, San Pedro de Macoris, DR; **Resides:** San Pedro de Macoris, DR; **Acquired:** Signed as a non-drafted free agent July 2, 1996, to a 1997 contract.

Year	Club	CL	AVG	G	AB	R	H	2B	3B	HR	RBI	BB	SO	SB	CS
1997	Dominican Summer League														
1998	Dominican Summer League														

1998: Hit .212 (28-132) in 46 games for San Pedro Orioles in Dominican Summer League, with 4 2B, 1 HR and 16 RBI...1997: Batted .237 (42-177) in 50 games for San Pedro Orioles in DSL...Led team with 15 doubles...Scored 23 runs and had 14 RBI.

### ADVINCOLA, JOSE [LHP]

**HT:** 6-0; **WT:** 140; **B:** L; **T:** L; **Signed by:** Carlos Bernhardt; **Born:** May 20, 1980, San Cristobal, DR; **Resides:** San Cristobal, DR; **Acquired:** Signed as a non-drafted free agent Dec. 7, 1996.

Year	Club	CL	W	L	ERA	G	GS	CG	SHO	SV	IP	H	R	ER	HR	BB	SO
1997	Dominican Summer League																
1998	Dominican Summer League																

1998: Played for Santo Domingo Twins team in Dominican Summer League...Went 1-9 with a 4.77 ERA (83.0IP, 44ER) in 16 games...Made 15 starts and had 3 complete games...1997: Went 3-7 with a 5.94 ERA in 12 games for San Pedro Orioles in Dominican Summer League...Made 8 starts...Pitched 47.0 innings and allowed 50 hits and 42 walks while striking out 36 batters.

### ALMONTE, WADY ENRIQUE [OF]

**HT:** 6-0; **WT:** 200; **B:** R; **T:** R; **Signed by:** Carlos Bernhardt; **Born:** Apr. 20, 1975, Higüey, DR; **Resides:** Higüey, DR; **Acquired:** Signed as a non-drafted free agent Jan. 28, 1993.

Year	Club	CL	AVG	G	AB	R	H	2B	3B	HR	RBI	BB	SO	SB	CS
1993	Dominican Summer League														
1994	Gulf Coast	R	.200	42	120	11	24	2	0	2	9	8	22	1	2
1995	Bluefield	R	.307	51	189	37	58	12	1	6	30	9	49	6	5
1996	Frederick	A	.286	85	287	45	82	12	2	12	44	21	59	1	5
	Gulf Coast	R	.333	1	3	2	1	0	0	0	1	1	0	1	0
1997	Bowie	AA	.207	69	222	25	46	7	2	6	25	27	64	2	4
	Frederick	A	.257	57	202	34	52	13	2	10	36	16	59	4	1
1998	Bowie	AA	.048	7	21	2	1	0	0	1	2	4	9	0	0
Minor Lg. Totals			.253	312	1044	156	264	46	7	37	147	86	262	15	17

1998: Hit 2-run homer in Bowie's home opener for his only hit of season...Injured his right elbow during infield practice on 4/18 and was on DL for the remainder of the season...1997: Split the season between Class A Frederick and AA Bowie...Started at Bowie and had 6 RBI in 8 games before falling into 7-for-51 slide...Was sent to Frederick on 6/27 and had 10 HR in 57 games for the Keys...Rejoined Baysox for post-season and went 1-for-3, all as a PH...1996: Named as having best outfield arm in Orioles organization by *Baseball America*...Was on DL 5/17-6/21 with sprained right knee...Played one rehab game with Gulf Coast before returning to Frederick and homered in his 1<sup>st</sup> game back vs. Wilmington...1995: Was one of 5 Bluefield regulars to bat over .300...Tied Johnny Isom for club lead with 6 homers...Batted .357 (35-98) at home and .253 (23-91) on the road...Went 5-for-12 in 3-game playoff loss to Kingsport for Appy League title...1994: Spent the season in the Gulf Coast League...Played 24 games in the outfield and 17 games at 3B...1993: Took part in the Orioles' Dominican Summer Program under Carlos Bernhardt...**Personal/Amateur:** Attended Liceo Secundario HS in Higüey, DR.

### ALVAREZ, DARWIN GERMAN [OF]

**HT:** 6-0; **WT:** 160; **B:** S; **T:** R; **Signed by:** Arturo Sanchez; **Born:** Apr. 11, 1980, Caracas, Venezuela; **Resides:** Caracas, Venezuela; **Acquired:** Signed as a non-drafted free agent Aug. 30, 1996, to a 1997 contract.

Year	Club	CL	AVG	G	AB	R	H	2B	3B	HR	RBI	BB	SO	SB	CS
1997	Venezuelan Summer League														
1998	Venezuelan Summer League														

1998: Batted .231 (25-108) in 42 games for Universidad of Venezuelan Summer League...Had 6 doubles, a triple and 12 RBI...1997: Batted .222 (10-45) in 22 games for Guacara co-op team...Had 2 doubles, 1 home run and 4 RBI.

### ANDRADE, JANCY JOSE [RHP]

**HT:** 6-2; **WT:** 208; **B:** R; **T:** R; **Signed by:** Arturo Sanchez; **Born:** June 29, 1978, Cumana, Venezuela; **Resides:** Cumana, Venezuela; **Acquired:** Signed as a non-drafted free agent, June 23, 1995, to a 1996 contract.

Year	Club	CL	W	L	ERA	G	GS	CG	SHO	SV	IP	H	R	ER	HR	BB	SO
1995	Dominican Summer League																
1996	Gulf Coast	R	3	2	2.68	18	3	0	0	5	37.0	30	13	11	0	13	30
1997	Bluefield	R	0	0	2.51	4	4	0	0	0	14.1	9	5	4	1	11	13
1998	Injured-Did Not Play																
Minor Lg. Totals			3	2	2.63	22	7	0	0	5	51.1	39	18	15	1	24	43

1998: Suffered a sprained right knee during extended spring training and was sidelined for the season...1997: Appeared in 4 games before suffering pinched muscle in right shoulder on 7/8...Was sidelined remainder of season...1996: Pitched in relief until his last 3 appearances...Went 1-0 with a 1.20 ERA as a starter...From 7/29-7/30, allowed only 1 earned run in 13 IP over 10 appearances (0.69 ERA)...Pitched in 4 games for Lara in Venezuelan Winter League (7.2 IP, 5 H, 0 ER)...1995: Pitched for San Pedro de Macoris in the Dominican Summer League...Made 3 starts and 3 relief appearances, pitching to a 4.66 ERA (19.1 IP, 10 ER)...**Personal/Amateur:** Graduated from Nuevo Andalucia Institute in Cumana...Enjoys playing basketball...Single.

### ANEZ, OMAR ANTONIO [RHP]

**HT:** 6-3; **WT:** 210; **B:** R; **T:** R; **Signed by:** Arturo Sanchez & Ubaldo Heredia; **Born:** Feb. 1, 1981, Valencia, Venezuela; **Resides:** Valencia, Venezuela; **Acquired:** Signed as a non-drafted free agent Aug. 26, 1997.



Year	Club	CL	W	L	ERA	G	GS	CG	SHO	SV	IP	H	R	ER	HR	BB	SO
------	------	----	---	---	-----	---	----	----	-----	----	----	---	---	----	----	----	----

1998: Went 3-8 with a 2.24 ERA (76.1IP, 19ER) for Universidad team in Venezuelan Summer League...Made 18 appearances with 12 starts, striking out 72 with 38 walks.

#### AQUILE, PEDRO [RHP]

HT: 6-3; WT: 176; B: R; T: R; Signed by: Carlos Bernhardt; Born: Feb. 15, 1981, LaRomana, DR; Resides: LaRomana, DR; Acquired: Signed as a non-drafted free agent Nov. 7, 1997.

Year	Club	CL	W	L	ERA	G	GS	CG	SHO	SV	IP	H	R	ER	HR	BB	SO
------	------	----	---	---	-----	---	----	----	-----	----	----	---	---	----	----	----	----

1998: Went 1-2 with a 6.46 ERA (39.0IP, 28ER) for San Pedro Orioles in Dominican Summer League...Pitched in 14 games with 4 starts.

#### BAUER, RICHARD [RHP]

HT: 6-5; WT: 204; B: R; T: R; Signed by: Jerry Zimmerman; Born: Jan. 10, 1977, Eagle, ID; Resides: Eagle, ID; Acquired: Orioles 5th round selection in 1997 First Year Player Draft.

Year	Club	CL	W	L	ERA	G	GS	CG	SHO	SV	IP	H	R	ER	HR	BB	SO
------	------	----	---	---	-----	---	----	----	-----	----	----	---	---	----	----	----	----

1998: Spent season with Class A Delmarva...Won 3 consecutive starts, 4/17-28, allowing 4 ER 23.0IP with 17 K...Hurled 3-hit shutout vs. Hickory on 4/23...In 6 starts in April, went 3-2 with a 2.79 ERA (38.2IP, 12ER)...1997: Led Bluefield and was tied for 2nd in the Appalachian League with 8 wins...Won 4 straight starts 7/13-30...Led the Orioles and was 6th in the league with a 2.86 ERA...Opponents batted only .218 off him...Was 7-0 in 8 starts at Bowen Field...Personal/Amateur: Graduated in 1994 from Centennial HS in Eagle, ID...Attended Treasure Valley (ID) CC for 2 years and played baseball there.

#### BECHLER, STEVEN SCOTT [RHP]

HT: 6-2; WT: 207; B: R; T: R; Signed by: John Gillette; Born: Nov. 18, 1979, Medford, OR; Resides: Medford, OR; Acquired: Orioles 3rd round selection in 1998 First Year Player Draft.

Year	Club	CL	W	L	ERA	G	GS	CG	SHO	SV	IP	H	R	ER	HR	BB	SO
------	------	----	---	---	-----	---	----	----	-----	----	----	---	---	----	----	----	----

1998: Made pro debut in Gulf Coast League...Pitched to a 1.56 ERA over his last 5 starts, allowing only 2 walks in 34.2IP...Pitched 7 shutout innings to beat GCL Royals on 7/18...Went 1-1 with a 1.80 ERA in 25.0IP at home, holding opponents to a .213 BA...Personal/Amateur: Graduated in '98 from South Medford (OR) HS...Was team captain his final 2 years...Earned 1st team all-conference honors as junior and senior and honorable mention all-state as a junior...Earned Bob Feller Pitching Award at the American Legion World Series and was 1st team all-tournament...Played Little League and Babe Ruth League baseball...Single...Nickname is "Beck".

#### BELL, MICHAEL J. (MIKE) [LHP]

HT: 6-1; WT: 198; B: L; T: L; Signed by: Hank Sargent (Expos)...Was Montreal's 20th round selection in the 1995 First Year Player Draft; Born: Oct. 14, 1972, Sarasota, FL; Resides: Sarasota, FL; Acquired: Signed as a minor league free agent May 11, 1998.

Year	Club	CL	W	L	ERA	G	GS	CG	SHO	SV	IP	H	R	ER	HR	BB	SO
------	------	----	---	---	-----	---	----	----	-----	----	----	---	---	----	----	----	----

1998: Began season with Jupiter but was released, signed with Orioles on 5/9 and assigned to Frederick...From 7/2-8/20, went 4-1 with 4 saves and a 1.27 ERA (28.1IP, 4ER)...Among Carolina League relievers, finished 4th with 1.66

walks/9IP and 5th with 9.86 baserunners/9IP...1997: Led West Palm Beach pitchers with 41 games pitched and 38 relief apps...Allowed only 92 baserunners (60 hits, 27 BB, 5 HB) in 81.1 IP...1996: Pitched for Class A Delmarva most of season...Was 2nd on staff with 40 appearances despite spending 1st month of season with West Palm Beach...1995: Combined to go 3-3 with a 1.69 ERA in 19 games between Class A Vermont and Albany in 1st pro season...Personal/Amateur: Graduated from Sarasota (FL) Riverview HS in 1991 and from Florida State University in 1996...Played in '94 & '95 College World Series with Seminole...Enjoys golf, working out and collecting baseball memorabilia...Single.

#### BELLO, GILBERTO MONTAS [CA/RHP]

HT: 6-3; WT: 180; B: R; T: R; Signed by: Carlos Bernhardt; Born: Feb. 26, 1977, San Jose de los Llanos, DR; Resides: San Pedro de Macoris, DR; Acquired: Signed as non-drafted free agent, Jan. 5, 1994.

Year	Club	CL	AVG	G	AB	R	H	2B	3B	HR	RBI	BB	SO	SB	CS
------	------	----	-----	---	----	---	---	----	----	----	-----	----	----	----	----

Year	Club	CL	W	L	ERA	G	GS	CG	SHO	SV	IP	H	R	ER	HR	BB	SO
------	------	----	---	---	-----	---	----	----	-----	----	----	---	---	----	----	----	----

1998: Was moved to pitcher after 4 seasons as a catcher...Pitched in 1 game for Delmarva before moving to Bluefield...Tied for 2nd in Appalachian League with 10 saves and 3rd in games finished (21)...Was tied for 14th among all short-season relievers with 11.97 K/9IP...From 6/2-21, finished 8 games and earned 5 saves...1997: Served as DH most of season for Gulf Coast O's...Went 7-for-18 with 6 RBI in his first 4 games and batted .407 (11-29) through the first month (June)...Batted .250 (12-48) in July and only .071 (2-27) in August...Played for Orioles' Dominican Winter League team and hit .306 (15-49)...1996: Threw out 15 of 44 baserunners (34%) in first season in Gulf Coast League...1994-95: Played 2 years with San Pedro de Macoris in Dominican Summer League...Batted .296 in '95 with a .447 slugging pct., 4 homers and team-leading 38 RBI...Personal/Amateur: Enjoys fishing...Single.

#### BENHAM, JASON BAILEY [3B]

HT: 6-1; WT: 185; B: L; T: R; Signed by: Marc Tramuta; Born: Oct. 12, 1975, Orlando, FL; Resides: Garland, TX; Acquired: Orioles 37th round selection in 1998 First Year Player Draft.

Year	Club	CL	AVG	G	AB	R	H	2B	3B	HR	RBI	BB	SO	SB	CS
------	------	----	-----	---	----	---	---	----	----	----	-----	----	----	----	----

1998: Spent most of the season with Bluefield...Had a 7-game hitting streak, 7/10-22, hitting .321 (9-28) and scoring 9 runs...Had 4 RBI at Danville on 8/3...Hit in 3 of his 4 games at Frederick after late-August promotion...Personal/Amateur: Graduated from Garland (TX) Christain Academy in 1994...Earned history degree from Liberty University in Lynchburg, VA in 1998...Batted .398, 4th in Big South Conference, and led Flames to NCAA Regional appearance...Brother, David, was Boston's 12th round selection in 1998 draft and caught in Gulf Coast League and for Class A Lowell last season.

#### BERA, ROBERTO [OF]

HT: 6-1; WT: 155; B: R; T: R; Signed by: Salvador Ramirez; Born: Sept. 17, 1981, San Pedro de Macoris, DR; Resides: San Pedro de Macoris, DR; Acquired: Signed as a non-drafted free agent July 21, 1998, to a 1999 contract.

Year	Club	CL	AVG	G	AB	R	H	2B	3B	HR	RBI	BB	SO	SB	CS
------	------	----	-----	---	----	---	---	----	----	----	-----	----	----	----	----

#### BERRIEN, SAMUEL MAURICE D'ANTE [1B]

HT: 6-0; WT: 231; B: L; T: L; Signed by: Harry Shelton; Born: Apr. 30, 1979, Bartow, FL; Resides: Fort Meade, FL; Acquired: Orioles 23rd round selection in 1998 First Year Player Draft.

Year	Club	CL	AVG	G	AB	R	H	2B	3B	HR	RBI	BB	SO	SB	CS
1998	Gulf Coast	R	.236	45	148	22	35	5	2	2	21	28	31	4	4
Minor Lg. Totals			.236	45	148	22	35	5	2	2	21	28	31	4	4

1998: Was 4<sup>th</sup> in the Gulf Coast League with 28 walks...Began season with 6-game hitting streak, batting .389 (7-18), but batted .215 (28-130) after that...Hit .308 (8-26) in June...**Personal/Amateur:** Graduated from Fort Meade (FL) HS in '98...Played football and baseball all 4 years...In baseball, earned all-County and All-State honors and was named District Player of the Year...Played Little League and American Legion baseball...Single...Is a member of Fellowship of Christian Athletes.

#### BONILLA, JUAN G. [CA]

**HT:** 6-2; **WT:** 223; **B:** R; **T:** R; **Signed by:** Harry Shelton; **Born:** May 6, 1978, Tallahassee, FL; **Resides:** Crestview, FL; **Acquired:** Orioles 36<sup>th</sup> round selection in 1997 First Year Player Draft; signed on May 19, 1998.

Year	Club	CL	AVG	G	AB	R	H	2B	3B	HR	RBI	BB	SO	SB	CS
1998	Bluefield	R	.269	37	119	16	32	8	0	3	16	7	21	0	1
Minor Lg. Totals			.269	37	119	16	32	8	0	3	16	7	21	0	1

1998: Spent 1<sup>st</sup> pro season at Bluefield...Batted .324 (23-71) at home...In July he hit .421 (16-38) and struck out only twice...Went 5-for-5 on 7/28 vs. Burlington...Played 16 games at 1B and 13 at catcher...**Personal/Amateur:** Is the son of former Oriole and Yankee infielder Juan Bonilla...Graduated from Crestview (FL) HS and attended Chipola (FL) Jr. College, majoring in physical education...Was Florida's Class 5A Player of the Year as a senior in 1997 and earned 1st team all-State honors...Played in Florida State All-Star Game...Was also district and Okaloosa County Player of the Year...Led Chipola in RBI's and was 1<sup>st</sup> team all-conference and 2<sup>nd</sup> team all-state...Hobbies are playing pool and video games...Single.

#### BREWER, DUSTIN M. [RHP]

**HT:** 6-5; **WT:** 240; **B:** R; **T:** R; **Signed by:** Fred Peterson; **Born:** July 14, 1980, Granite City, IL; **Resides:** Granite City, IL; **Acquired:** Orioles 22<sup>nd</sup> round selection in 1998 First Year Player Draft.

Year	Club	CL	W	L	ERA	G	GS	CG	SHO	SV	IP	H	R	ER	HR	BB	SO
1998	Gulf Coast	R	0	4	5.90	14	9	0	0	0	50.1	64	36	33	3	25	29
Minor Lg. Totals			0	4	5.90	14	9	0	0	0	50.1	64	36	33	3	25	29

1998: As a starter, was 0-4 with a 6.86 ERA (42.0IP, 32ER)...In 5 relief appearances, was 0-0 with a 1.08 ERA (8.1IP, 1ER) and finished 3 games...**Personal/Amateur:** Graduated from Granite City (IL) HS in '98...Was 3-year letter-winner in both basketball and baseball and captained both teams as a senior...Had both highest batting average and lowest ERA in Area Code Games following season...Enjoys fishing, hunting and camping...Single.

#### BROCK, SAMUEL [OF]

**HT:** 6-1; **WT:** 170; **B:** R; **T:** R; **Signed by:** Carlos Bernhardt; **Born:** Feb. 18, 1981, San Pedro de Macoris, DR; **Resides:** San Pedro de Macoris, DR; **Acquired:** Signed as a non-drafted free agent Nov. 1, 1997.

Year	Club	CL	AVG	G	AB	R	H	2B	3B	HR	RBI	BB	SO	SB	CS
1998	Venezuelan Summer League														

1998: Played in 25 games for Universidad team in Venezuelan Summer Rookie League, batting .119 (7-59)...Had 3 2B and a HR.

#### BROWN, DEREK KEITH [RHP]

**HT:** 6-1; **WT:** 184; **B:** R; **T:** R; **Signed by:** Jim Gilbert; **Born:** July 23, 1976, Hagerstown, MD; **Resides:** Clear Spring, MD (west of Hagerstown); **Acquired:** Orioles 40<sup>th</sup> round selection in 1994 Amateur Draft.

Year	Club	CL	AVG	G	AB	R	H	2B	3B	HR	RBI	BB	SO	SB	CS
1994	Gulf Coast	R	.164	32	73	8	12	3	0	0	3	11	23	0	1
1995	Gulf Coast	R	.233	49	146	15	34	5	0	0	11	23	32	3	3
Minor Lg. Totals			.210	81	219	23	46	8	0	0	14	34	55	3	4

Year	Club	CL	W	L	ERA	G	GS	CG	SHO	SV	IP	H	R	ER	HR	BB	SO
1996	Gulf Coast	R	6	1	3.11	9	8	1	1	1	55.0	50	19	19	1	11	37
	Bluefield	R	0	1	16.88	2	2	0	0	0	5.1	12	10	10	5	2	3
	Frederick	A	0	1	9.00	1	1	0	0	0	4.0	6	4	4	0	3	0
1997	Delmarva	A	0	0	0.00	2	0	0	0	0	2.0	2	0	0	0	1	2
	Bluefield	R	2	5	5.01	17	5	1	0	1	41.1	44	26	23	3	13	48
1998	Delmarva	A	3	4	4.85	55	0	0	0	33	68.0	55	19	14	3	13	63
Minor Lg. Totals			11	12	3.59	86	16	2	0	35	175.2	169	78	70	12	43	153

260

1998: Led South Atlantic League with 97 relief points and tied for 1<sup>st</sup> in games finished (52), was 2<sup>nd</sup> in saves (33, one behind league leader Brett Black of Piedmont) and T5th in games (55)...His 33 saves was tied for 6<sup>th</sup> best among all minor leaguers...Had 8 saves in June, tied for 4<sup>th</sup> among all minor leaguers...From 6/20 - 7/16, earned 9 saves in 9 outings, pitching 11 innings with 8 strikeouts...In final 20 games, went 2-2 with 11 saves and a 1.47 ERA...1997: In second season as pitcher, made 2 scoreless appearances for Delmarva before being sent to Bluefield...Averaged 10.5 strikeouts per 9 innings at Bluefield...Moved to bullpen in August and went 1-1 with a 3.21 ERA in 10 appearances and walked only 1 batter in 14 innings...Was 4th among Appalachian League relievers with 1.35 BB/9IP and 8.10 runners/9IP...1996: Converted to pitcher after 2 seasons as an infielder...Led the Gulf Coast League in winning pct. (.857, 6-1) and was 3rd in wins...Was GCL Pitcher of the Week, 7/8-14, when he threw a complete game shutout and picked up a save, hurling 13 scoreless innings for the week including a 9-inning, 6-hit shutout of the GC White Sox on 7/13...His 1.41 BB/9IP ratio was 5th best in the GCL...Opponents batted .244 off him...1995: Played 33 games at 3B, 16 at 1B and only 2 at the position he was drafted, 2B...1994: Raised average to season-high .226 (7-31) on 7/19 with 3-for-3 outing...**Personal/Amateur:** Graduated from South Hagerstown HS, where he played baseball and basketball...Was an Orioles fan growing up in western Maryland...Hobbies are basketball and tennis.

#### BROWN, CLINTON DUANE (DUANE) [RHP]

**HT:** 6-5; **WT:** 210; **B:** R; **T:** R; **Signed by:** Dan Huston (Astros)...Was Houston's 37<sup>th</sup> round selection in the 1988 First Year Player Draft; **Born:** Dec. 19, 1969, Myrtle Creek, OR; **Resides:** Langley, BC, Canada; **Acquired:** Signed as a minor league free agent on Jan. 12, 1999.

Year	Club	CL	W	L	ERA	G	GS	CG	SHO	SV	IP	H	R	ER	HR	BB	SO
1989	Gulf Coast	R	3	7	2.55	13	12	2	1	0	74.0	70	30	21	2	22	50
	Auburn	A	0	1	3.12	2	1	1	0	0	8.2	6	6	3	0	5	9
1990	Gulf Coast	R	1	2	6.43	4	3	0	0	0	14.0	18	10	10	0	6	12
	Auburn	A	2	2	3.00	6	6	0	0	0	36.0	29	17	12	6	15	22
1991	Asheville	A	6	13	4.43	31	20	2	0	1	146.1	163	86	72	11	44	75
1992	Asheville	A	5	3	3.45	44	20	0	0	0	94.0	104	49	36	8	36	67
1993	Osceola	A	2	1	5.02	35	0	0	0	0	52.0	65	32	29	4	31	27
Minor Lg. Totals			19	29	3.88	135	44	5	1	1	425.0	455	230	183	31	159	262

1998 : Began season with Elmira Pioneers of independent Northeast League...Went 3-3 with a 3.77 ERA in 10 games...Pitched 62.0 innings, allowed 56 hits, 31 walks and 25 ER while striking out 44...1996-97: Was in Kansas City's minor league camp during spring training...Played semi-pro baseball in western Canada and worked out to add to his 170 lb. frame...1995: Went to early spring training camp with the White Sox but did not make club...Spent season with Surrey Glaciers in the Western League...1994: Was out of organized baseball...1993: Allowed 90 runners in 52.0IP at Osceola...1992: Moved to bullpen and was 3<sup>rd</sup> on Asheville in games and ERA...1991: Tied for 2<sup>nd</sup> in South Atlantic League with 13 losses...1990: Combined to go 3-4 with a 3.96 ERA (50.0IP, 22ER) in 10 games between GCL Astros and Auburn...1989: Tied for 3<sup>rd</sup> in Gulf Coast League with 7 losses...**Personal/Amateur:** Graduated in 1988 from South Umpqua HS in Myrtle, OR (check town name)...Attended College of the Siskiyous, Jr. College in Weed, CA, for 2 years...Married to the former Tara Paat...They have a daughter, Montana, 6.

#### BRYANT, CHRISTOPHER (CHRIS) WAYNE [3B]

**HT:** 6-2; **WT:** 200; **B:** R; **T:** R; **Signed by:** Jim Gilbert; **Born:** Dec. 15, 1972, Wilson, NC; **Resides:** Middlesex, NC; **Acquired:** Orioles 14<sup>th</sup> round selection in 1995 First Year Player Draft.

Year	Club	CL	AVG	G	AB	R	H	2B	3B	HR	RBI	BB	SO	SB	CS
1995	Bluefield	A	.287	58	195	39	56	10	1	5	37	25	30	6	4
1996	High Desert	A	.299	68	234	53	70	10	2	5	41	32	55	3	2
	Frederick	A	.000	3	8	0	0	0	0	0	0	0	4	0	0
1997	Frederick	A	.274	91	317	53	87	17	1	7	36	47	65	6	3
1998	Frederick	A	.259	135	483	66	125	22	0	13	81	52	127	11	3
Minor Lg. Totals			.273	355	1237	211	338	59	4	30	195	156	281	26	12

1998: Led Frederick and was 2<sup>nd</sup> in Carolina League with 135 games played and 81 RBI...Was 4<sup>th</sup> among Orioles farmhands in RBI...Had season-high 9-game hitting streak, 4/21-30, batting .353 (12-34) to raise his average to season high .297...Had 33 multi-hit games for Frederick...Hit .306 (44-144) with RISP, including .301 (22-73) with RISP and 2 outs...Hit .337 (32-95) in June, with 6

261



2B, 2 HR, 12 RBI and 14 runs scored...Batted .194 (14-72) in his final 19 games, dropping average from .270 to final .259...Went 1-for-2 in Carolina League All-Star Game...1997: Did not homer in his first 46 games before homering in back-to-back games 6/23-24 vs. Lynchburg...Played 71 games at 3B and 13 games in the outfield...Also saw time at 1st base and 2nd base...Batted .312 (49-157) at Grove Stadium and .237 (38-160) on the road...Batted .295 (51-173) over final two months of season...1996: Began season at extended spring training, moved to Frederick on 5/1 and back to EST on 5/6...Two weeks later was assigned to High Desert...Batted .317 (65-205) over 52 games in July-August...Went 2-for-29 (.069) at the start with Frederick and High Desert, then batted .335 (65-194) over his next 52 games...Was hitting .300 until final day of season...With Mavericks, played 31 games at 3B, 22 at SS and 1 each at 1B and 2B...1995: Homered in his 1st professional at bat for Bluefield...Tied for 3rd for team HR lead, 1 behind team co-leaders Wady Almonte and Johnny Isom...Led Appalachian League 3Bs in fielding pct. (.923)...Named Appy League Player of the Week, 6/26-7/2, hitting .500 (8-16) with 2 doubles, 5 runs, 5 RBI and 3 steals...Hit .333 (34-102) at home and .237 (22-93) on the road. Personal/Amateur: Graduated in 1991 from Southern Nash HS, where he played basketball and baseball...Attended North Carolina Wesleyan College and played baseball there...Returned to earn his degree in physical education in December '98...Hobby is playing golf and video games...Single.

#### CABRERA, RAYMOND [1B-OF]

HT: 6-3; WT: 211; B: R; T: R; Signed by: Carlos Bernhardt; Born: Nov. 10, 1978, Santo Domingo, DR; Resides: Uputa, Venezuela; Acquired: Signed as a non-drafted free agent May 21, 1996.

Year	Club	CL	AVG	G	AB	R	H	2B	3B	HR	RBI	BB	SO	SB	CS
1996		Dominican Summer League													
1997		Venezuelan Summer League													
1998		Venezuelan Summer League													
	Gulf Coast	R	.272	49	184	21	50	9	1	2	30	2	25	5	0
Minor Lg. Totals			.272	49	184	21	50	9	1	2	30	2	25	5	0

1998: Began season in Venezuelan Summer League before moving to Gulf Coast League...Hit safely in his 1<sup>st</sup> 8 games with GCL O's, batting .405 (15-37)...1997: Was second in the Venezuelan Summer League with a .297 average (41-138) in 44 games for Guacara co-op team...Tied for league lead with 41 hits and was 5th in slugging pct. (.406) and tied for 3rd in runs scored (24)...Had 7 doubles, 1 triple and 2 home runs with 16 RBI...1996: Batted .273 (39-143) in 46 games for San Pedro Orioles of Dominican Summer League...Had 2 doubles, a triple and 14 RBI.

#### CALZADO, NAPOLEON [OF]

HT: 6-3; WT: 160; B: R; T: R; Signed by: Carlos Bernhardt; Born: Feb. 9, 1980, Santo Domingo, DR; Resides: Santo Domingo, DR; Acquired: Signed as a non-drafted free agent Sept. 11, 1996.

Year	Club	CL	AVG	G	AB	R	H	2B	3B	HR	RBI	BB	SO	SB	CS
1997		Dominican Summer League													
1998		Dominican Summer League													
	Gulf Coast	R	.230	31	113	15	26	6	4	1	18	10	17	1	1
Minor Lg. Totals			.230	31	113	15	26	6	4	1	18	10	17	1	1

1998: Split season between Orioles teams in Dominican Summer League and Gulf Coast League...In DSL, batted .250 (22-88) with 12 steals in 25 games...In GCL, batted .444 (8-18) over 5-game stretch, 8/21-26, with 4 XBH and 8 RBI, including grand slam 8/22 vs. Royals...1997: Led San Pedro Orioles of Dominican Summer League with a .321 average (75-234), 41 runs, 26 RBI and 18 stolen bases in 64 games...Had 7 doubles and 3 triples.

#### CASTEEL, RAYMOND ISAIAH (RICKY) [RHP]

HT: 6-2; WT: 210; B: R; T: R; Signed by: Jim Robinson; Born: Oct. 29, 1970, Texarkana, TX; Resides: Texarkana, TX; Acquired: Orioles' 7th round selection in 1997 First Year Player Draft.

Year	Club	CL	W	L	ERA	G	GS	CG	SHO	SV	IP	H	R	ER	HR	BB	SO
1997	Gulf Coast	R	2	3	2.77	15	9	0	0	1	65.0	63	31	20	2	30	37
1998	Bluefield	R	5	3	4.02	13	13	0	0	0	69.1	66	38	31	6	26	50
Minor Lg. Totals			7	6	3.42	28	22	0	0	1	134.1	129	69	51	8	56	87

1998: Finished 3<sup>rd</sup> in Appalachian League with 13 starts...Held opponents to .245 batting average...In 5 games, 6/24-7/16, went 2-0 with a 2.51 ERA (28.2IP,

8ER)...In August he went 3-1 in 5 starts with a 2.83 ERA (28.2IP, 9ER)...At home, went 2-1 with a 2.82 ERA (38.1IP, 12ER)...1997: Finished 3rd in the Gulf Coast League with 65 innings pitched...Was 11th in GCL with a 2.77 ERA...Was 2-1 with a 1.46 ERA in 10 games through July...In August, made 5 starts and went 0-2 with a 4.50 ERA...His ERA as a reliever was 1.69...Personal/Amateur: Graduated from Liberty Eylau HS in 1996...Earned 1st team all-state honors and was named pitcher of the year as a senior...Was captain and MVP of the track team and captained the basketball team...Attended Northeast Texas CC for one year...Biggest sports thrill was getting four dunks in one basketball game in high school...Is a cousin of former Chicago Bulls center Cliff Levingston.

#### CASTRO, JUAN CARLOS [RHP]

HT: 6-7; WT: 188; B: R; T: R; Signed by: Carlos Bernhardt; Born: Dec. 27, 1979, Hato Mayor, DR; Resides: Hato Mayor, DR; Acquired: Signed as a non-drafted free agent Sept. 11, 1996.

Year	Club	CL	W	L	ERA	G	GS	CG	SHO	SV	IP	H	R	ER	BB	SO
1997		Dominican Summer League														
1998		Dominican Summer League														

1998: Pitched 2<sup>nd</sup> season for San Pedro Orioles in Dominican Summer League, going 2-9 with a 4.22 ERA (81.1IP, 38ER) in 14 games...Made 12 starts and had 2 complete games...1997: Played for San Pedro Orioles in DSL...Went 2-4 with a 7.89 ERA in 11 games...Made 3 starts...Allowed 50 hits and 14 walks in 29.2 innings.

#### CELESTEN, FISNE [RHP]

HT: 6-3; WT: 165; B: R; T: R; Signed by: Carlos Bernhardt; Born: Dec. 23, 1980, La Romana, DR; Resides: La Romana, DR; Acquired: Signed as a non-drafted free agent Nov. 28, 1997.

Year	Club	CL	W	L	ERA	G	GS	CG	SHO	SV	IP	H	R	ER	BB	SO
1998		Dominican Summer League														

1998: Went 4-3 with a 4.07 ERA (46.2IP, 20ER) for San Pedro Orioles in the Dominican Summer League...Made 10 appearances, including 6 starts, and threw a complete game shutout.

#### CENTENO, EDWIN GILBERTO [OF]

HT: 6-0; WT: 171; B: S; T: R; Signed by: Arturo Sanchez; Born: Mar. 15, 1978, Baruta, Venezuela; Resides: Baruta, Venezuela; Acquired: Signed as a non-drafted free agent Dec. 20, 1995.

Year	Club	CL	AVG	G	AB	R	H	2B	3B	HR	RBI	BB	SO	SB	CS
1996		Dominican Summer League													
1997		Venezuelan Summer League													
1998		Venezuelan Summer League													

1998: Played for Universidad in the Venezuelan Summer League...Batted .305 (39-128) in 40 games, with 40 runs scored and 31 stolen bases...Had a .477 slugging pct. and a .411 on-base pct...1997: Played in 39 games for Guacara co-op team in new Venezuelan Summer League and batted .189 (20-106)...Had 2 doubles, 1 triple, 1 home run and 11 RBI...Struck out 41 times...1996: Batted .234 (36-154) in 54 games for San Pedro Orioles in Dominican Summer League...Had 4 doubles, 4 triples, 3 HR and 16 RBI...Had 8 assists in 108 chances in CF.

#### CLARK, HOWARD RODDY (HOWIE) [INF]

HT: 5-10; WT: 195; B: L; T: R; Signed by: Rick Arnold; Born: Feb. 13, 1974, San Diego, CA; Resides: Lake Charles, LA; Acquired: Orioles 27th pick in 1992 First Year Player Draft.

Year	Club	CL	AVG	G	AB	R	H	2B	3B	HR	RBI	BB	SO	SB	CS
1992	Gulf Coast	R	.239	43	138	12	33	7	1	0	6	12	21	1	2
1993	Albany	A	.235	7	17	2	4	0	0	0	1	0	3	1	0
	Bluefield	R	.294	58	180	29	53	10	1	3	30	26	34	2	2
1994	Albany	A	.269	108	353	56	95	22	7	2	47	51	58	5	4
	Frederick	A	.143	2	7	1	1	1	0	0	0	0	2	0	0
1995	High Desert	A	.258	100	329	50	85	20	2	5	40	32	51	12	6
1996	Bowie	AA	.272	127	449	55	122	29	3	4	52	59	54	2	8
1997	Bowie	AA	.287	105	314	39	90	16	0	9	37	32	38	2	2
1998	Rochester	AAA	.232	30	95	13	22	4	1	3	8	9	11	1	2
	Bowie	AA	.286	88	276	37	79	16	0	9	45	29	42	1	1
Minor Lg. Totals			.271	668	2158	294	584	125	15	35	266	250	314	27	27

1998: Combined to hit 272 (101-371) with Bowie and Rochester, with 20 2B, a 3B, 12 HR and 53 RBI...Started season at Rochester and went 5-for-5 in 5/4 game at Syracuse...Was sent to Bowie on 5/25...Batted .354 (28-79) in June with 8 2B, 2 HR and 12 RBI...Batted only .164 (10-61) over his final 20 games...Has played 320 games for Bowie, most in Baysox history...1997: Had up-and-down season in second year at AA...Batted .281 in April, .250 in May, .303 in June, .260 in July and .299 in August...Had career high 9 homers...From 7/19 to end of season, batted .326 (43-132)...Played 66 games at 3B, 20 at 2B and 7 at 1B...Made 2 pitching appearances, allowing 5 runs and 5 hits in 2.2 innings...1996: Bowie's co-MVP with Willis Otanez...Led club in batting (.272), doubles (29) and walks (59)...Was batting only .194 (13-67) thru 5/17, then batted .285 (109-382) the rest of the season...Played all 9 positions 9/1 in next-to-last game of season, retiring only batter he faced as pitcher on a pop-up...Broke up 2-out, 9th-inning no-hitter by Canton-Akron's Travis Driskill on 7/17 with single...Led Eastern League 2Bs in games (123) and putouts (249) and was 2nd in fielding pct. (.974)...1995: Batted .410 (16-39) in July...Played 82 games at 3B, but appeared at every position defensively except pitcher...1994: Was batting only .186 (11-59) after 22 games, then hit .286 (84-294) in his last 86 games with Albany...Batted .321 in May & June (50-156)...Led the Polecats in triples (7), was 2nd in walks and 3rd in doubles (22), runs (56), hits (95), total bases (137), and RBI (47)...Played 60 games at 1st base, 35 at 2nd and 4 in the outfield...Called up to Frederick in July as an injury replacement, appeared in only 2 games and returned to Albany...1993: Began the season in Extended Spring Training...Was transferred to Albany on 5/29...Made 3 starts with the Polecats at 2B...Transferred 6/19 to Bluefield and made starts at 2B (12), LF (7), RF (3) and 1B (1)...Had 10 hits in his first 22 at bats (.455) with the baby Orioles, 6/19-27...Posted a .375 (80-30) average over 30-game, month-long span (7/21-8/20), and raised his average from .250 to .314...1992: Played all 4 infield positions, mostly 2B (22 games)...Personal/Amateur: Played Little League baseball for Santana National (CA)...Graduated from Huntington Beach (CA) HS, where he earned 3 baseball letters and graduated with honors...Named to all-county squad his senior season...Fellow Orioles prospect SS Craig Daedelow and former Orioles RHP Jim Dedrick also attended Huntington Beach HS...His grandfather played football at the U.S. Naval Academy...Single.

#### DAEDELLOW, CRAIG STEVEN [SS]

HT: 5-11; WT: 183; B: R; T: R; Signed by: Rick Arnold; Born: Apr. 3, 1976, Lakewood, CA; Resides: Huntington Beach, CA (LA area); Acquired: Orioles 29th round selection in 1994 First Year Player Draft.

Year	Club	CL	AVG	G	AB	R	H	2B	3B	HR	RBI	BB	SO	SB	CS
1994	Gulf Coast	R	.224	46	116	19	26	2	0	0	8	19	20	6	1
1995	Bluefield	R	.000	5	13	1	0	0	0	0	1	4	3	0	1
	Gulf Coast	R	.259	49	170	35	44	9	0	1	11	24	19	7	2
1996	Bakersfield	A	.235	86	298	37	70	17	1	1	28	31	60	10	4
	Frederick	A	.208	26	72	13	15	4	0	0	8	6	9	2	0
1997	Delmarva	A	.267	101	277	37	74	17	1	1	35	24	46	11	5
	Bowie	AA	.000	1	1	0	0	0	0	0	0	0	1	0	0
1998	Frederick	A	.270	40	122	12	33	4	0	1	15	15	18	2	0
Minor Lg. Totals			.245	354	1069	154	262	53	2	4	106	123	176	38	13

1998: Hit in 15 of 1<sup>st</sup> 18 games, batting .333 (19-57), but batted only .215 (14-65) after that...Was on D.L. with injured right knee, 5/16-26, and went on D.L. for good in mid-June...Only HR was a 13<sup>th</sup> inning grand slam on 4/22 to beat Lynchburg...Hit .345 (10-29) and had all 15 RBI with RISP...Pitched in 1<sup>st</sup> game of DH on 6/5 vs. Salem, retiring only batter he faced...1997: Primarily a shortstop but played every position but catcher for Delmarva...Batted .316 as a pinch-hitter...Hit .359 (28-78) in 36 games in May and June...Was called up to Bowie 6/16 for three days then returned to Delmarva...1996: Split season between Bakersfield (co-op) of California League and Frederick of Carolina League, both Class A...Was batting season-high .302 through 37 games at Bakersfield thru 5/18...After that, batted only .187 (32-172) until being assigned to Frederick in mid-July...Combined batted .230 (85-370) with 21 doubles, a triple, a HR and 36 RBI...Pitched 1 inning for Bakersfield in a blow-out loss to High Desert on 4/18, allowing 3 hits and 1 earned run...1995: Began season with an 8-game hitting streak...Batted .341 (15-44) in June...Blasted a grand slam for his 1st pro homer on 7/29 vs. GCL Red Sox with his parents in the stands...1994: Played 45 games at short (.925, TC-159, E-12) and 2 at 2B...Hit .286 (10-35) in 1st 10 pro games, then hit only .198 (16-81) in his last 36 games...Personal/Amateur: As a shortstop from Huntington Beach HS he played in the Orange County All-Star Game in '94, and the prestigious

California Area Code tournament, played at Anaheim Stadium...Was named 1st team All-Sunset League as junior and senior...Batted .373 in 3 years as a starter, including .392 as a senior...Enjoys surfing and golfing...Single...Fellow Orioles farmhand 2B Howie Clark and former Orioles RHP Jim Dedrick also graduated from Huntington Beach HS.

#### DAVIDSON, CHRISTOPHER (CHRIS) B. [RHP]

HT: 6-4; WT: 200; B: R; T: R; Signed by: Marc Tramuta; Born: Aug. 17, 1976, Peekskill, NY; Resides: Marietta, GA; Acquired: Orioles 4<sup>th</sup> round selection in 1998 First Year Player Draft and signed to a 1999 contract.

Year	Club	CL	W	L	ERA	G	GS	CG	SHO	SV	IP	H	R	ER	BB	SO
1999																

Will be first professional season

Personal/Amateur: Graduate of Lassiter HS in Marietta, GA, in 1995...Played 3 years at Western Carolina University...Attends WCU in off-season in off-season in pursuit of degree...Played Little League and Babe Ruth League baseball for East Cobb, GA...His father, Jerry Davidson, played first base in the Mets organization in 1965.

#### DAVIS, THOMAS (TOMMY) JAMES JR. [CA]

HT: 6-1; WT: 210; B: R; T: R; Signed by: Mike Tullier; Born: May 21, 1973, Mobile, AL; Resides: Semmes, AL (Mobile area); Acquired: Orioles 2nd round selection (1st pick) in 1994 First Year Player Draft.

Year	Club	CL	AVG	G	AB	R	H	2B	3B	HR	RBI	BB	SO	SB	CS
1994	Albany	A	.273	61	216	35	59	10	1	5	35	18	52	2	4
1995	Frederick	A	.268	130	496	62	133	26	3	15	57	41	105	7	1
	Bowie	AA	.313	9	32	5	10	3	0	3	10	1	9	0	0
1996	Bowie	AA	.261	137	524	75	137	32	2	14	54	41	113	5	8
1997	Rochester	AAA	.304	119	438	74	133	22	2	15	62	43	90	6	1
1998	Bowie	AA	.280	37	132	12	37	11	0	1	15	13	27	0	0
Minor Lg. Totals			.277	493	1838	263	509	104	8	43	233	157	396	20	14

1998: Was switched to catcher after four years at 1B and 3B...Earned Eastern League Player of the Week honors in opening week of season, batting .459 (17-37) with 8 2B, a HR and 9 RBI...Batted only .211 with 3 2B the rest of the season...Batted .353 (12-34) with runners in scoring position...Threw out 6 of 26 base stealers (23%)...Injured his left shoulder in early June and was on the disabled list the remainder of the season...1997: Established career highs in batting average (.304) and walks (43)...Was 10th in the International League in batting and 8th among Orioles farmhands...Was 2nd on Red Wings in runs scored (74), homers (15), RBI (62) and slugging pct. (.466) and 3rd in average...Led International League 1st basemen with a .994 fielding pct. (E-6, TC-953)...Batted .323 (74-229) on the road...Got off to slow start, batting .173 (9-52) in April...Was on disabled list 4/22-5/8 with sprained left shoulder...Hit .333 (92-277) from May through July, with 10 homers and 39 RBI...1996: Led Bowie in at bats, runs, hits and doubles...Tied for 3rd in Eastern League with 32 doubles...Was 4th in league in games (137) and 2nd in at bats (524)...Led EL 1Bs with a .995 fielding pct. (1,259 TC, 6 E), total chances and putouts (1,158)...Set club record with a 17-game hitting streak, 6/1-17...Batted .391 (27-69) to raise average from .235 to .277...Batted only .214 (27-126) in last 30 games and hit only .096 (5-52) with runners in scoring position after All-Star break, with 10 RBI in 52 games...Batted .280 (37-132) with 9 doubles and 25 RBI in 35 games for Phoenix in Arizona Fall League following season...1995: Was 2nd in Carolina League in at bats (496) and tied for 3rd in hits (133)...Ranked 4th in the Orioles organization in home runs with 18...Batted .358 (34-95) in April...Was leading the Carolina League in batting (.349) thru 5/17 but went 22-112 over the next 5 weeks...Promoted to AA Bowie on 8/27 and had pinch-hit single in his 1st Eastern League at bat...Led Carolina League 3Bs in games (120), total chances (360), putouts (83) and errors (37)...1994: Batted .167 (10-60) in his 1st 19 pro games, then hit .314 (49-156) over his last 42 games...Personal/Amateur: Was 54th player picked in '94 June draft...O's didn't have a 1st round pick because of compensation given to the Mets for signing Type-A free agent Sid Fernandez...As a junior in '94, he hit .409 (103-252) at the University of Southern Mississippi...Named 1st team All-America by both *Baseball America* and Mizuno (Sporting Goods)...Set single-season Golden Eagle records in average, runs (81) and total bases (189), and also had a .750 slugging percentage, 2nd best in school history...Moved from 3B to 1B his final year...In 3 years at USM, he batted .364 (269-740) in 179 games with 58 doubles, 10 triples, 43 homers and 204 RBI...Also stole 35 bases in 42 attempts (83 pct.)...His father played football and baseball at USM...Played for



Wareham in the '93 Cape Cod League and was 2nd in the league in batting (.343), hits and 4th in slugging (.500)...Graduate of Mary G. Montgomery HS in Alabama.

#### DAVISON, ASHANTI K. [OF]

**HT:** 5-10; **WT:** 173; **B:** R; **T:** R; **Signed by:** Ed Sprague; **Born:** Oct. 31, 1978, Stockton, CA; **Resides:** Stockton, CA; **Acquired:** Orioles 20th round selection in 1996 First Year Player Draft.

Year	Club	CL	AVG	G	AB	R	H	2B	3B	HR	RBI	BB	SO	SB	CS
1996	Gulf Coast	R	.263	31	76	13	20	2	0	0	4	11	14	8	2
1997	Bluefield	R	.247	49	162	31	40	10	4	2	25	17	29	8	2
1998	Delmarva	A	.154	7	26	1	4	0	1	0	1	1	6	0	1
	Bluefield	R	.255	50	196	30	50	8	3	1	17	24	32	16	8
	Gulf Coast	R	.214	4	14	2	3	0	0	0	1	2	2	4	0
	Frederick	A	.167	9	18	4	3	1	0	0	3	1	4	0	0
Minor Lg. Totals			.244	150	492	81	120	21	8	3	51	56	87	37	13

1998: Spent time with 4 different clubs, combining to hit .236 (60-254) in 70 games...Spent most of season with Bluefield...Hit in his last 9 Appalachian League games and batted .324 (11-34) with 9 runs scored...Finished season at Frederick...1997: Tied for Bluefield lead and for 5th in Appalachian League with 4 triples...Had 12 multi-hit games...Batted .500 (11-22) with 3 doubles, 3 triples and 8 RBI over 6-game span, 8/14-19...1996: Had a 9-game hitting streak 7/31-8/12, batting .333 (11-33)...Batted .263 in 13 games in August...**Personal/Amateur:** Graduated in 1996 from St. Mary's HS in Stockton, where he played football and baseball...Plays the trumpet in his spare time...Member of the U.S. Junior Olympic team that won a gold medal in Iowa...Also played in China during the Goodwill Games...Ran fastest 40-yard dash time in California, 4.3 seconds...A cousin, Jerome Davison, played '95-'97 in the NFL with the Rams, 49ers and Raiders...Hobbies include reading, music and working out...Single.

#### DE LA HOYA, JAVIER JAIME [RHP]

**HT:** 6-2; **WT:** 182; **B:** R; **T:** R; **Signed by:** Bob Bishop (Dodgers)...Was Los Angeles' 4th round selection in 1989 First Year Player Draft; **Born:** Feb. 21, 1970, Durango, MEX; **Resides:** Sun Valley, CA; **Acquired:** Signed as a minor league free agent Aug. 12, 1998.

Year	Club	CL	W	L	ERA	G	GS	CG	SHO	SV	IP	H	R	ER	HR	BB	SO
1989	Dodgers	R	4	3	1.46	9	8	2	1	0	55.1	28	13	9	0	19	70
1990	Vero Beach	A	1	2	5.57	4	4	0	0	0	21.0	14	14	13	0	20	22
	Bakersfield	A	4	1	5.95	9	7	0	0	0	39.1	50	30	26	5	24	37
	Yakima	A	3	5	4.46	14	14	0	0	0	70.2	65	52	35	2	39	71
1991	Bakersfield	A	6	4	3.67	27	11	1	0	2	98.0	92	47	40	6	44	102
1992	Vero Beach	A	4	5	2.81	14	14	2	2	0	80.0	68	25	25	4	26	92
	San Antonio	AA	2	1	2.84	5	5	0	0	0	25.1	20	11	8	1	17	24
1993	San Antonio	AA	8	10	3.66	21	21	1	0	0	125.1	122	61	51	14	42	107
1994	Portland	AA	0	7	6.48	22	11	0	0	2	73.2	81	56	53	11	29	60
	Brevard City	A	4	3	2.52	9	7	0	0	0	50.0	39	17	14	2	12	45
1995	Brevard City	A	1	0	1.74	5	0	0	0	0	10.1	6	2	2	1	2	8
1997	Did Not Play																
1998	Bowie	AA	4	1	3.82	6	4	1	0	0	30.2	32	13	13	4	7	61
Minor Lg. Totals			41	42	3.83	145	106	8	3	4	679.2	617	341	289	50	281	671

1998: Joined AA Bowie in mid-August after pitching briefly for Cordoba in Mexican League and for Weichuan in Chinese Professional Baseball League...Made 2 relief appearances for Bowie (1-0, 2.08 ERA) followed by 4 starts (3-1, 4.10)...Lost his 1st start, 3-2, despite pitching complete-game, 4-hitter...Won his final 3 starts and struck out 9 batters in each of his last 2 outings...With Weichuan, went 1-1 with a 3.81 ERA in 11 games...1997: Did not play...1996: Signed as a free agent with the Mets during the winter but was released by Binghamton during spring training...Pitched 2 games for Bend Bandits in independent Western League before signing with Minatitlan Colts in Mexican League...With Minatitlan, went 4-4 with a 3.05 ERA in 13 games...1995: Was on D.L. until 8/10...Returned to pitch 5 games in relief...1994: Combined to go 4-10 with a 4.88 ERA (123.2IP, 67ER) in 31 games between Class A Brevard County and Class AA Portland...1993: Was on LA's 40-man roster for spring training...Spent season at Class AA San Antonio and finished 8th in the Texas League with a 3.66 ERA...Was claimed on waivers by Florida following season...1992: Missed first month of season but finished 3rd among Dodger minor leaguers with 116Ks...Had a combined 6-6 record with a 2.82 ERA in 105.1IP...His ERA was lowest among Dodger farmhands with 100 or more IP...1991: Split season between starting rotation and bullpen at Bakersfield...Recorded his only 2 career saves...1990: Combined for 11-8 record in 25 starts and 2 relief appearances with three teams...Had career-

high 130 K in 131 IP...1989: His 1.46 ERA was 3rd best in Gulf Coast League...Led team with 70 strikeouts...**Personal/Amateur:** Graduated from Grant HS in North Hollywood, CA, in 1989.

#### DE LA ROSA, CRISTIAN ALBERTO [RHP]

**HT:** 6-1; **WT:** 147; **B:** R; **T:** R; **Signed by:** Carlos Bernhardt; **Born:** Feb. 5, 1979, San Pedro de Macoris, DR; **Resides:** San Pedro de Macoris, DR; **Acquired:** Signed as a non-drafted free agent Mar. 20, 1996.

Year	Club	CL	W	L	ERA	G	GS	CG	SHO	SV	IP	H	R	ER	HR	BB	SO
1996	Dominican Summer League																
1997	Dominican Summer League																
1998	Dominican Summer League																

1998: In 3rd season with San Pedro Orioles in Dominican Summer League, went 0-2 with a 9.00 ERA (15.0IP, 15ER) in 11 appearances...Made 1 start...1997: Was 0-0 with a 8.92 ERA in 16 relief appearances for San Pedro Orioles in DSL...1996: Was 3-0 with 1 save and a 5.55 ERA in 14 games for San Pedro Orioles...Made 6 starts...Threw 47.0 innings, allowing 56 hits and 29 walks with 30 strikeouts.

#### DE LA SANTOS, SEBASTIAN [OF]

**HT:** 6-0; **WT:** 165; **B:** R; **T:** R; **Signed by:** Carlos Bernhardt & Salvador Ramirez; **Born:** Dec. 25, 1981, Higuey, DR; **Resides:** La Romana, DR; **Acquired:** Signed as a non-drafted free agent July 21, 1998, to a 1999 contract.

Year	Club	CL	AVG	G	AB	R	H	2B	3B	HR	RBI	BB	SO	SB	CS
1999	Will be first professional season														

#### DEL ROSARIO, EMMANUEL [SS]

**HT:** 5-11; **WT:** 149; **B:** S; **T:** R; **Signed by:** Carlos Bernhardt; **Born:** July 8, 1981, Hato Mayor del Rey, DR; **Resides:** Hato Mayor del Rey, DR; **Acquired:** Signed as a non-drafted free agent Nov. 7, 1997.

Year	Club	CL	AVG	G	AB	R	H	2B	3B	HR	RBI	BB	SO	SB	CS
1998	Dominican Summer League														

1998: Played for the Orioles' Dominican Summer League team and batted .301 (51-196) with 17 steals and 51 runs scored in 61 games...Had a .464 slugging pct. and a .444 on-base pct.

#### DENT, DARRELL CEDRIC [OF]

**HT:** 6-2; **WT:** 175; **B:** L; **T:** L; **Signed by:** Paul Fryer; **Born:** May 26, 1977, Inglewood, CA; **Resides:** Panorama City, CA; **Acquired:** Orioles 3rd round selection in 1995 First Year Player Draft.

Year	Club	CL	AVG	G	AB	R	H	2B	3B	HR	RBI	BB	SO	SB	CS
1995	Gulf Coast	R	.280	36	125	24	35	7	3	0	6	21	22	6	2
1996	Bluefield	R	.223	59	193	40	43	6	2	0	14	28	49	30	9
1997	Delmarva	A	.234	128	441	69	103	17	4	1	37	63	110	60	15
1998	Frederick	A	.246	131	456	65	112	19	1	0	24	43	95	33	16
Minor Lg. Totals			.241	354	1215	198	293	49	10	1	81	155	276	129	42

1998: Went 5-for-6 and scored a Frederick-record 5 runs on 8/12 vs. Winston-Salem...Finished season with 6-game hitting streak, going 11-for-20 to raise average from .232 to .246...Had 27 of his 33 steals before 7/15...Was 4th in Orioles organization in stolen bases...1997: Led Orioles farmhands and was 8th among all full-season minor leaguers with 60 stolen bases...Finished 4th in South Atlantic League in steals...Stole bases in 9 of 10 games, 8/7-16...Batted .209 (39-187) through May, then hit .286 (22-77) in June to raise average to .234...1996: His 30 steals were tied for 3rd in the Appalachian League, 2nd (by 1) to teammate Curtis Charles among all Orioles farmhands and tied for 12th among all short-season players...Was 5th in Appy League in SB pct. (.769)...Hit in 7 of last 8 games, going 10-for-26 (.385) with 6 runs scored...Played primarily CF...1995: Went 5-for-6 with 2 doubles vs. GCL Twins on 8/15...**Personal/Amateur:** A 1995 graduate of Montclair Prep in Sepulveda, CA...Was voted Athlete of the Year at Montclair...Won a Gold Medal as part of Team USA Junior Olympic Team...Nickname is "Double Dee"...Is a cousin of former Chicago Bears defensive lineman Richard Dent and professional golfer Jim Dent.

#### DIAZ, MAIKELL P. [SS]

**HT:** 5-10; **WT:** 156; **B:** R; **T:** R; **Signed by:** Arturo Sanchez; **Born:** Sept. 29, 1978, Estado Miranda, Venezuela; **Resides:** Estado Miranda, Venezuela; **Acquired:** Signed as a non-drafted free agent Sept. 29, 1995.

Year	Club	CL	AVG	G	AB	R	H	2B	3B	HR	RBI	BB	SO	SB	CS
1996		Dominican Summer League													
1997	Frederick	A	.000	7	15	2	0	0	0	0	0	3	3	0	1
	Gulf Coast	R	.255	46	137	19	35	5	2	1	15	20	30	18	2
1998	Delmarva	A	.243	59	169	26	41	7	4	3	24	20	40	4	2
	Bluefield	R	.300	11	40	4	12	1	0	0	6	4	6	2	1
	Frederick	A	.213	13	47	3	10	0	0	0	4	1	10	1	1
Minor Lg. Totals			.259	136	378	54	98	13	6	4	49	48	89	25	7

1998: Combined to hit .246 (63-256) in 83 games between Delmarva, Bluefield and Frederick...Spent bulk of season with Delmarva...Hit .318 in 1<sup>st</sup> 18 games for Shorebirds...Recovered from May slump to hit .318 (14-44) in 15 games in June and was promoted to Bluefield...Played briefly there before finishing season at Frederick...Hit only .213 for Keys but batted .421 (8-19) with runners on base...1997: Led club and was tied for 5th in Gulf Coast League with 18 stolen bases...Was 2nd on GCL Orioles in runs (19)...Hit .289 (22-76) on the road but only .213 (13-61) at home...Batted .318 (14-44) in August...1996: Played for San Pedro Orioles of Dominican Summer League...Batted .244 (44-180) in 56 games with 7 doubles, a triple, 2 HR and 18 RBI...Personal/Amateur: Signed a contract on his 17th birthday...Graduated from Yare Miranda HS in Venezuela...Single...Named is pronounced "Michael."

#### DOUGLASS, SEAN R. [RHP]

HT: 6-6; WT: 198; B: R; T: R; Signed by: Gil Kubschi; Born: Apr. 28, 1979, Lancaster, CA; Resides: Lancaster, CA; Acquired: Orioles 2nd round selection in 1997 First Year Amateur Draft

Year	Club	CL	W	L	ERA	G	GS	CG	SHO	SV	IP	H	R	ER	HR	BB	SO
1997	Gulf Coast	R	1	3	6.11	9	1	0	0	0	17.2	20	14	12	2	9	10
1998	Bluefield	R	2	2	3.23	10	10	0	0	0	53.0	45	20	19	6	14	82
Minor Lg. Totals			3	5	3.95	19	11	0	0	0	70.2	65	34	31	8	23	72

1998: Opponents batted .231 against him, 5<sup>th</sup> best among Appalachian League starters...Also was 5<sup>th</sup> among Appy starters with 10.53 K/9IP and 10.02 runners allowed/9IP...Was 2-2 at home with a 2.48 ERA (29.0IP, 8ER)...Had 41 Ks and only 6 walks while holding opponents to .204 BA at home...On road, was 0-0 with a 4.07ERA (24.1IP, 11ER)...In his last 4 starts, went 1-0 with a 0.50 ERA, striking out 28 batters in 18.0IP...Struck out 11 Danville batters in 7 innings on 7/9 and, in final start of season, 8/9, struck out 10 Danville batters while pitching 5 shutout innings...1997: Did not allow a run in his 1st 2 pro outings covering 5.0 innings...Personal/Amateur: Is a 1997 graduate of Antelope Valley HS in Lancaster, CA...Enjoys fishing and camping.

#### EIBEY, SCOTT LEE [LHP]

HT: 6-4; WT: 208; B: L; T: L; Signed by: Fred Peterson; Born: Jan. 19, 1974, Waterloo, IA; Resides: Waterloo, IA; Acquired: Orioles 8th round pick in 1995 First Year Amateur Draft.

Year	Club	CL	W	L	ERA	G	GS	CG	SHO	SV	IP	H	R	ER	HR	BB	SO
1995	Bluefield	R	3	1	5.56	14	6	0	0	2	43.2	51	32	27	4	24	26
1996	High Desert	R	1	0	8.49	11	0	0	0	0	11.2	17	16	11	0	10	7
	Bluefield	R	5	1	2.80	24	0	0	0	2	45.0	30	19	14	3	17	59
1997	Delmarva	A	10	4	1.83	47	0	0	0	7	93.1	65	25	19	3	33	82
1998	Bowie	A	1	1	4.21	24	0	0	0	0	36.1	40	20	17	5	14	29
	Frederick	A	1	2	3.86	21	0	0	0	1	35.0	47	17	15	3	8	20
Minor Lg. Totals			21	9	3.50	141	6	0	0	12	265.0	250	129	103	18	106	223

1998: Combined to go 2-3 with a 4.04 ERA in 45 games between Bowie and Frederick...Opened season at AA Bowie and made 24 relief appearances...Was 1-1 with a 3.12 ERA (17.1IP, 6ER) in 12 appearances through 5/8...Posted 5.21 ERA (19.0IP, 11ER) over his final 12 appearances...Was optioned to Frederick on 6/26...From 7/17-8/20, went 1-0 with a save and a 1.90 ERA (14.1IP, 3ER)...1997: Led Orioles organization with 1.83 ERA...Tied for 2nd on Delmarva staff with 10 wins...Also was tied for 5th among Orioles farmhands...Did not allow an earned run in 10 outings in May (21.0 innings)...Was Shorebirds pitcher of the month for May and August...Held opponents to a .198 (65-329) batting average...1996: Remained in extended spring training until 5/7, then went to High Desert for 3 weeks...California League batters hit .321 against him in 11 games...Moved to Bluefield at start of June and Appalachian League batters hit only .183 (30-164) against him, 3rd in league...Averaged nearly 12 K/9 IP at Bluefield and allowed only 47 baserunners in 45 IP...In August, compiled a 0.53 ERA in 10 appearances, with 26 strikeouts in 17 IP...Did not allow an earned run in 15 IP over his last 9 games...Combined with Amerigo Peguero and Gabe Molina to no-hit Elizabethton, 3-0, on 7/17, pitching 1.2

innings...Was voted Bluefield's most valuable pitcher...Combined to go 6-1 with 11 saves and a 3.97 ERA...1995: Picked up 1st pro victory on 7/3, beating Huntington (co-op) 11-3...Personal/Amateur: Graduated in 1992 from West Waterloo (IA) HS, where he played baseball, basketball, football and ran track...Pitched in the state championship game...Attended the University of Northern Iowa and played baseball there...Majored in elementary education...Hobbies are golf, basketball and fishing...Attended UNI and worked at Sears store in off-season...Married the former Alexandra Rocha (12/20/97).

#### ELDER, RICHARD (RICK) JOSPEH [OF]

HT: 6-6; WT: 221; B: L; T: L; Signed by: Lamar North; Born: Feb. 24, 1980, Atlanta, GA; Resides: Marietta, GA; Acquired: Orioles 1<sup>st</sup> round pick (26th overall) in 1998 First Year Amateur Draft.

Year	Club	CL	AVG	G	AB	R	H	2B	3B	HR	RBI	BB	SO	SB	CS
1998	Gulf Coast	R	.340	29	106	19	36	5	4	3	26	12	20	3	2
Minor Lg. Totals			.340	29	106	19	36	5	4	3	26	12	20	3	2

1998: Spent season with Gulf Coast O's after signing on 7/10...Began pro career with 10-game hitting streak, batting .325 (13-40) and driving in 7 RBI...Batted .600 (15-25) during 6-game hitting streak 8/12-18 with 6 XBH and 12 RBI...Had 12 multi-hit games and 1/3 of his hits were for extra bases...Named as 9<sup>th</sup> best prospect in Gulf Coast League and as 9<sup>th</sup> best prospect in O's farm system by *Baseball America*...Played mostly OF (15 games) after playing 1B and pitching in high school...Personal/Amateur: Graduated from Sprayberry HS in Marietta, GA, in 1998...Played 4 years of baseball and was East Cobb Player of the Year as a senior...Played football his first 2 years and basketball as a sophomore and junior...Played on the 1996 Babe Ruth League World Series champion...Spent off-season working out and fishing...Single.

#### ENGLEHARDT, BRYAN STANLEY TJARK [OF]

HT: 5-10; WT: 165; B: L; T: L; Signed by: Chu Halabi; Born: Jan. 10, 1982, Curacao, Netherlands Antilles; Resides: Curacao, Netherlands Antilles; Acquired: Signed as a non-drafted free agent, July 2, 1998, to a 1999 contract.

Year	Club	CL	AVG	G	AB	R	H	2B	3B	HR	RBI	BB	SO	SB	CS
1999															

Will be first professional season

#### ESCALANTE, JAIME ALEJANDRO (JIMMY) [CA]

HT: 6-2; WT: 200; B: S; T: R; Signed by: Jim Gilbert; Born: Apr. 5, 1977, Los Angeles, CA; Resides: Federalsburg, MD; Acquired: Orioles 36th round selection in 1996 First Year Player Draft; signed May 21, 1997.

Year	Club	CL	AVG	G	AB	R	H	2B	3B	HR	RBI	BB	SO	SB	CS
1997	Gulf Coast	R	.273	50	143	12	39	9	1	0	17	18	34	0	1
1998	Bluefield	R	.247	53	166	24	41	9	0	3	12	17	46	3	1
Minor Lg. Totals			.259	103	309	36	80	18	1	3	29	36	80	3	2

1998: Spent season with Bluefield...Batted .310 in his 1<sup>st</sup> 14 games and went 4-for-4 on 7/15 vs. Bristol...Hit .284 (23-81) on the road...1997: Tied for 2nd on Orioles in games played (50) and was 3rd in RBI (17) and 4th in batting average (.273)...Played 27 games at 1B and 15 as catcher...Threw out 13 of 23 base stealers (43.5%), best in Gulf Coast League...Personal/Amateur: Was drafted in '96 after one season at Hagerstown (MD) JC but did not sign until completing his second season there, shortly before '97 draft...Batted .336 and .393 in his two years at Hagerstown...Did not start switch-hitting until his second year at Hagerstown and hit 5 HR as lefty and 2 right-handed...Was named MVP and All-JuCo...Earned A.A. degree in elementary education...Graduated in '96 from Colonel Richardson HS in Carolina Co., on Maryland's Eastern Shore...Grew up in East Los Angeles until his father was transferred to Federalsburg...Played for Oriolelanders amateur team in summer of '96 under part-time O's scout Jim Gilbert...Did not play baseball in summer '96, instead working out on his own and with Delmarva Shorebirds while serving as volunteer interpreter for Shorebirds' Latin players and local media...Enjoys golf, fishing and hunting.

#### ESCALONA, JESUS A. [RHP]

HT: 5-11; WT: 221; B: R; T: R; Signed by: Arturo Sanchez; Born: Dec. 2, 1980, Barquisimeto, Venezuela; Resides: Barquisimeto, Venezuela; Acquired: Signed as a non-drafted free agent Nov. 21, 1997, to a 1998 contract.



Year	Club	CL	W	L	ERA	G	GS	CG	SHO	SV	IP	H	R	ER	HR	BB	SO
1998	Gulf Coast	R	1	1	3.86	3	2	0	0	0	11.2	9	7	5	0	7	6
Minor Lg. Totals			1	1	3.86	3	2	0	0	0	11.2	9	7	5	0	7	6

1998: Spent most of season in Venezuelan Summer League and went 4-0 with a 1.51 ERA (47.2IP, 8 ER) in 9 games...Made 8 starts in VSL...Opponents batted .234 off him in VSL...With Gulf Coast O's, opponents batted .209 off him in 11.2IP.

#### ESTRADA, ROBERT ANTONIO [OF]

**HT:** 6-2; **WT:** 175; **B:** R; **T:** R; **Signed by:** Ubaldo Heredia; **Born:** May 31, 1982, Paracotos, Estado Miranda, Venezuela; **Resides:** Paracotos, Estado Miranda, Venezuela; **Acquired:** Signed as a non-drafted free agent Nov. 19, 1998, to a 1999 contract.

Year	Club	CL	AVG	G	AB	R	H	2B	3B	HR	RBI	BB	SO	SB	CS
1999															

Will be first professional season

#### EUSEBIO, JOSE [RHP]

**HT:** 6-0; **WT:** 165; **B:** R; **T:** R; **Signed by:** Carlos Bernhardt; **Born:** Nov. 19, 1979, San Pedro de Macoris, DR; **Resides:** San Pedro de Macoris, DR; **Acquired:** Signed as a non-drafted free agent Sept. 11, 1996, to a 1997 contract.

Year	Club	CL	W	L	ERA	G	GS	CG	SHO	SV	IP	H	R	ER	HR	BB	SO
1997	Dominican Summer League																
1998	Dominican Summer League																

1998: Pitched for Santo Domingo Twins in Dominican Summer League...Went 1-4 with 3 saves and a 4.29 ERA (21.0IP, 10ER) in 15 games, all in relief...Walked 23 batters...1997: Went 2-3 with a 6.16 ERA in 16 relief appearances for San Pedro Orioles in the Dominican Summer League...Allowed 26 ER in 38.0 innings.

#### EVANS, PATRICK T. [CA]

**HT:** 5-10; **WT:** 175; **B:** S; **T:** R; **Signed by:** Jim Richardson (Indians)...Was Cleveland's 21<sup>st</sup> round selection in 1994 First Year Player Draft; **Born:** Dec. 5, 1972, Boston, MA; **Resides:** San Ramon, CA; **Acquired:** Signed as a minor league free agent on January 21, 1999.

Year	Club	CL	AVG	G	AB	R	H	2B	3B	HR	RBI	BB	SO	SB	CS
1994	Watertown	A	.256	27	82	6	21	1	2	0	12	12	17	1	0
1995															
1996	Columbus	A	.125	6	16	0	2	0	0	0	0	2	5	0	0
	Kinston	A	.259	21	27	5	7	3	1	0	6	4	12	0	1
1997	Kinston	A	.203	26	69	5	14	3	0	0	2	8	21	0	1
	Columbus	A	.181	32	83	13	15	3	1	0	6	17	19	0	2
Minor Lg. Totals			.213	112	277	29	59	10	4	0	26	43	74	1	4

1998: Played for Springfield Capitals, champions of independent Frontier League...Was 10<sup>th</sup> in league with .335 batting average (91-272) with 17 doubles, a triple, 14 HR and 49 RBI...Was named catcher on Frontier All-Star team...1997: Split season with Kinston and Columbus...Combined to bat .191 (29-152) and threw out 10 of 69 basestealers (14.5 pct.)...Started season with Kinston...Went to Columbus on 6/15 before returning to Kinston 8/6 for remainder of season...1996: Recovered from shoulder surgery and split season between Columbus and Kinston...Threw out 4 of 9 base stealers (44 pct.) at Columbus...1995: Missed entire season with a labral tear in his right shoulder...Had surgery on 3/27...1994: Spent 1<sup>st</sup> pro season at Watertown...Threw out 36 pct. (9-25) of basestealers...**Personal/Amateur:** Played 3 years at Oklahoma Baptist University...Hit .464 with 10 HR and 47 RBI as a junior.

#### FALKENBORG, BRIAN THOMAS [RHP]

**HT:** 6-6; **WT:** 195; **B:** R; **T:** R; **Signed by:** Jerry Zimmerman; **Born:** Jan. 18, 1978, Newport Beach, CA; **Resides:** Redmond, WA; **Acquired:** Orioles 2nd round selection (1st pick) in 1996 First Year Player Draft.

Year	Club	CL	W	L	ERA	G	GS	CG	SHO	SV	IP	H	R	ER	HR	BB	SO
1996	Gulf Coast	R	0	3	2.57	8	6	0	0	0	28.0	21	13	8	1	8	36
	High Desert	A	0	0	0.00	1	0	0	0	0	1.0	1	0	0	0	0	1
1997	Delmarva	A	7	9	4.46	25	25	0	0	0	127.0	122	73	63	6	46	107
	Bowie	AA	0	1	16.20	1	1	0	0	0	1.2	3	3	3	0	3	0
1998	Frederick	A	5	5	4.50	15	14	1	1	0	78.0	83	42	39	6	18	70
Minor Lg. Totals			12	18	4.32	50	46	1	1	0	235.2	230	131	113	13	75	214

1998: Spent season with Frederick and was Keys' opening day starter...Walked only 2.1 batters/9 IP...Pitched 7-inning complete game shutout 6/5 vs. Salem with 7 K...Was on D.L. 6/19-8/17 with sore right elbow...Was starting pitcher for O's minor league all-stars in exhibition game vs. big league Orioles on 5/4 at Bowie...1997: Tied for 4th in organization with 26 starts...Walked only 49 batters in 128.2 innings...Had a 2.3/1 strikeout/walk ratio at Delmarva...Posted 2.25 ERA in 5 starts in April...1996: Pitched to a 2.80 ERA in his 6 Gulf Coast starts (25 IP, 5 ER)...Allowed only 30 baserunners in 29 innings...Between Gulf Coast and High Desert, made 3 relief appearances and did not allow a run in 4 innings while striking out 7...Pitched 4.2 innings of 1-hit shutout ball with 9 strikeouts on July 31 vs. GCL Rangers...Pitched in only 1 regular season game at High Desert but relieved in 2 playoff games (1.2 IP, 3 H, 2 ER)...**Personal/Amateur:** Graduate of Redmond (WA) HS, same school that produced former Oriole reliever Tom Niedenfuer...Played baseball and basketball there...Younger brother Wes was his catcher...As a senior, went 6-2 with a 0.75 ERA and 75 K in 56 IP...Hobbies are golf and basketball.

#### FIGUERA, ALEJANDRO [RHP]

**HT:** 6-3; **WT:** 175; **B:** R; **T:** R; **Signed by:** Ubaldo Heredia; **Born:** Mar. 25, 1981, Aragua, Venezuela; **Resides:** Aragua, Venezuela; **Acquired:** Signed as a non-drafted free agent July 3, 1997, to a 1998 contract.

Year	Club	CL	W	L	ERA	G	GS	CG	SHO	SV	IP	H	R	ER	HR	BB	SO
1998																	

1998: Pitched for Universidad in Venezuelan Summer League...Went 1-2 with 7 saves and a 5.48 ERA (21.1IP, 13ER) in 18 relief appearances.

#### FIGUEROA, FRANCISCO (FRANKY) [1B]

**HT:** 6-6; **WT:** 239; **B:** R; **T:** R; **Signed by:** Dean Decillis; **Born:** Feb. 9, 1977, Orlando, FL; **Resides:** Hialeah, FL; **Acquired:** Orioles 5th round selection in 1996 First Year Player Draft.

Year	Club	CL	AVG	G	AB	R	H	2B	3B	HR	RBI	BB	SO	SB	CS
1996	Gulf Coast	R	.340	43	150	22	51	8	1	0	23	8	25	3	0
1997	Delmarva	A	.179	7	28	2	5	1	0	0	3	0	8	0	0
	Bluefield	R	.267	63	243	32	65	14	1	8	41	14	70	4	2
1998	Delmarva	A	.276	137	515	61	142	29	4	13	94	14	113	8	0
	Frederick	A	.158	4	19	2	3	1	0	1	3	0	4	0	0
Minor Lg. Totals			.279	254	955	119	266	53	6	22	164	36	220	15	4

1998: Spent season at Delmarva before promotion to Frederick on 9/2...Batted .302 (32-106) in April and .304 (31-102) in August with Delmarva, but batted .257 (79-307) in between...Had 40 multi-hit games for Delmarva and was 3<sup>rd</sup> in South Atlantic League in games (137) and T3rd with 94 RBI...His 97 RBI overall ranked 3<sup>rd</sup> in Orioles organization and 11<sup>th</sup> among all Class A players...Did not walk in his 1<sup>st</sup> 56 games (217 AB), the 3<sup>rd</sup> longest streak among all minor leaguers all season...Was 2<sup>nd</sup> in the SAL to teammate Eddy Garavito with 11 sac flies...Hit safely in final 13 games with an AB, going 18-for-48 (.375) with 12 XBH and 14 RBI...1997: Sent to Bluefield after 7 games at Delmarva...Had .432 slugging pct. for Appalachian League champs...Hit .455 (20-44) during 10-game hitting streak, 8/12-21...Had 5-hit game July 13 vs. Danville...1996: Was 3<sup>rd</sup> in Gulf Coast League with a .340 batting average...Was named to GCL post-season All-Star team...Hit .419 (18-43) over 10 games, 8/15-25, with 8 runs and 9 RBI...Played briefly for Ponce in the Puerto Rican Winter League following the season...**Personal/Amateur:** Attended Florida Bible HS.

#### FISCHER, SEAN M. [LHP]

**HT:** 6-1; **WT:** 202; **B:** L; **T:** L; **Signed by:** Marc Ziegler; **Born:** Dec. 13, 1977, Sturgis, MI; **Resides:** Three Rivers, MI; **Acquired:** Orioles 31<sup>st</sup> round selection in 1998 First Year Player Draft.

Year	Club	CL	W	L	ERA	G	GS	CG	SHO	SV	IP	H	R	ER	HR	BB	SO
1998	Gulf Coast	R	4	3	3.21	17	3	0	0	2	42.0	32	17	15	0	26	31
Minor Lg. Totals			4	3	3.21	17	3	0	0	2	42.0	32	17	15	0	26	31

1998: Held opponents to a .212 batting average...Went 4-1 with 2 saves and a 2.93 ERA (30.2IP, 10ER) in 14 relief appearances...Went 3-1 with a 3.92 ERA (20.2IP, 9ER) in home games...**Personal/Amateur:** Graduated from Three Rivers (MI) HS in 1996...Earned 3 letters and all-conference honors in baseball and 2 letters and all-state and all-conference honors in football...Attended Grand Rapids CC...Team won National Junior College Athletic Assoc. Division 2 national championship...Played Little League and Babe Ruth League for Three Rivers and Connie Mack League for Kalamazoo...Also played in Battle Creek Men's League.

**FLORENTINY, ANGEL ADOLPHO [SS]**

**HT:** 6-1; **WT:** 165; **B:** R; **T:** R; **Signed by:** Ubaldo Heredia; **Born:** June 15, 1981, Maracay, Venezuela; **Resides:** Maracay, Venezuela; **Acquired:** Signed as a non-drafted free agent, Apr. 6, 1998.

Year	Club	CL	AVG	G	AB	R	H	2B	3B	HR	RBI	BB	SO	SB	CS
1998	Venezuelan Summer League														

1998: Batted .171 (12-70) in 36 games for Universidad in Venezuelan Summer League...Had 1 double and 3 RBI.

**FLORES, HERMES EDGARDO [OF]**

**HT:** 6-2; **WT:** 165; **B:** R; **T:** R; **Signed by:** Ubaldo Heredia; **Born:** May 15, 1981, Maracay, Venezuela; **Resides:** Maracay, Venezuela; **Acquired:** Signed as a non-drafted free agent, April 6, 1998.

Year	Club	CL	AVG	G	AB	R	H	2B	3B	HR	RBI	BB	SO	SB	CS
1998	Venezuelan Summer League														

1998: Hit .214 (21-98) in 38 games for Universidad in Venezuelan Summer League...Had 6 doubles.

**FOSTER, JAMES (JIM) THOMAS [CA]**

**HT:** 6-3; **WT:** 234; **B:** R; **T:** R; **Signed by:** Leo Labossiere; **Born:** Aug. 18, 1971, Warwick, RI; **Resides:** Warwick, RI; **Acquired:** Orioles 22<sup>nd</sup> round selection in 1993 First Year Player Draft.

Year	Club	CL	AVG	G	AB	R	H	2B	3B	HR	RBI	BB	SO	SB	CS
1993	Bluefield	R	.326	61	218	59	71	21	1	10	45	42	34	3	1
1994	Albany	A	.266	121	421	61	112	29	3	8	56	54	59	5	3
1995	Frederick	A	.261	128	429	44	112	27	3	6	56	51	63	2	3
1996	Frederick	A	.252	82	278	35	70	20	2	7	42	39	32	6	3
	Bowie	AA	.303	9	33	7	10	0	1	2	9	7	6	0	0
1997	Rochester	AAA	.556	3	9	4	5	2	0	0	4	3	0	0	1
	Frederick	A	.350	61	200	48	70	12	1	16	65	45	28	8	0
	Bowie	AA	.275	63	211	36	58	12	0	7	41	36	31	1	1
1998	Bowie	AA	.240	66	221	24	53	17	0	5	33	31	38	1	1
	Rochester	AAA	.235	43	153	22	36	9	0	5	26	18	22	3	1
Minor Lg. Totals			.275	637	2173	340	597	149	11	66	377	326	313	29	14

1998: Combined to hit .238 (89-374) between AA Bowie and AAA Rochester...with 26 2B, 10 HR and 59 RBI in 109 games...Was his 6<sup>th</sup> straight season with 20 or more doubles...Joined AA Bowie on 4/27 from extended spring training...Caught sparingly in his first month and batted .220 through the end of May...Was Eastern League Player of the Week, 7/6-12...Hit .319 (15-47) with 6 2B and 2 HR in his final 13 games with Bowie...Promoted to Rochester in mid-July and batted .325 (25-77) at home for Red Wings and .311 (14-45) with 21 RBI with RISP...Hit solo HR for Orioles in Hall of Fame Game at Cooperstown on 7/27, going 1-for-4 as one of several farmhands to take part in game...1997: Was non-roster invitee to major league camp for 2<sup>nd</sup> year in a row...Combined to bat .317 (133-420) at 3 levels, with 23 HR and 110 RBI in 127 games...Was named catcher on *USA Today Baseball Weekly's* minor league All-Star team...At Frederick, was leading Carolina League with a .347 batting average when called up to AAA Rochester for one week, 5/16-23, as injury replacement...Named to Carolina League All-Star team and was leading league in batting (.350), RBI (65) and on-base pct. (.478) when he was called up to AA Bowie on 6/19...Hit .372 (39-120) in 36 games through July but batted only .209 (19-91) the rest of the season at Bowie...1996: His .999 fielding pct. broke the Carolina League record held by former Orioles manager Cal Ripken Sr. (.996 with Wilson in 1958)...Threw out 38 of 122 base stealers (31.1 pct.)...Combined to bat .257 between Frederick and Bowie...Was bothered much of season by an injured hamate bone in his throwing hand that required post-season surgery...1995: Led Carolina League catchers in games caught (112), total chances (904), putouts (804) and errors (11)...Led Keys with 27 doubles and was 2<sup>nd</sup> with 56 RBI...Named to league All-Star team and hit a pair of doubles with 2 RBI in AA All-Star Game...Batted .368 in 12 games for Perth in Australian Winter League before breaking his hand...1994: Led Albany in doubles (29), total bases (171), RBI (56), walks (54), HBP (11) and SF (6, tied)...Hit .327 through 1<sup>st</sup> 42 games, then batted .232 (63-271) remainder of season...1993: Led Appalachian League with 21 doubles and was tied for lead with 32 extra base hits...Also was 2<sup>nd</sup> in league in runs scored (59), on-base pct. (.436), slugging (.569, tied) and 4<sup>th</sup> in batting average (.326)...Was organization "Player of the Month" for July, hitting .407 with 5 HR and 25 RBI...Was 2<sup>nd</sup> in organization in batting and on-base pct. and tied for 1<sup>st</sup> in slugging...Personal/

Amateur: Played Little League and American Legion ball in Warwick, RI...Attended Bishop Hendricken HS, where he played baseball and football...Was named to All-State and all-New England squads...Was a member of 3 Rhode Island state championship teams, and his team traveled to Japan and Hawaii to play...Graduated from Providence College in '93...Played for '92 Big East champs and was tournament MVP...Married the former Narelle Salter following the 1997 season...Enjoys golf and fishing.

**FOWLER, MALEKE [OF]**

**HT:** 5-11; **WT:** 186; **B:** R; **T:** R; **Signed by:** Mike Tullier; **Born:** Dec. 2, 1978, Baton Rouge, LA; **Resides:** Baton Rouge, LA; **Acquired:** Orioles 26<sup>th</sup> round selection in 1996 First Year Player Draft.

Year	Club	CL	AVG	G	AB	R	H	2B	3B	HR	RBI	BB	SO	SB	CS
1996	Bluefield	R	.372	26	86	23	32	5	0	0	8	14	16	17	3
	Frederick	A	.182	5	11	3	2	0	0	0	1	3	2	1	1
1997	Delmarva	A	.230	105	339	49	78	9	2	0	18	20	69	36	16
1998	Frederick	A	.186	84	210	25	39	5	1	0	8	20	40	25	6
Minor Lg. Totals			.234	220	646	100	151	19	3	0	35	57	127	79	26

1998: Had only 1 RBI in 2<sup>nd</sup> half of season...Was one of several minor leaguers recalled by Orioles to play in Hall of Fame Game on 7/27 at Cooperstown...Walked and scored a run in his only AB...1997: His 36 steals were 3<sup>rd</sup> in Orioles organization...Was top-fielding OF in South Atlantic League with a .994 fielding pct...Batted .344 (22-64) in August...1996: Hit safely in his 1st 11 pro games, 6/19-7/3, going 18-37 (.486)...Had back-to-back 4-hit games 7/17 & 7/19 and was batting .410 before going 0-for-8 his last 2 games at Bluefield...Promoted to Frederick in August but appeared in only 5 games before going on disabled list with a broken left hand...Personal/Amateur: Attended Nicholls (LA) State University...Single...Named is pronounced "Maleek."

**FRANCISCO, RUBEN D. [OF]**

**HT:** 6-0; **WT:** 160; **B:** L; **T:** L; **Signed by:** Carlos Bernhardt; **Born:** May 13, 1981, San Pedro de Macoris, DR; **Resides:** San Pedro de Macoris, DR; **Acquired:** Signed as a non-drafted free agent November 7, 1997.

Year	Club	CL	W	L	ERA	G	GS	CG	SHO	SV	IP	H	R	ER	HR	BB	SO
1998	Dominican Summer League																

1998: Played for San Pedro Orioles in Dominican Summer League and batted .237 (31-131) in 41 games...Had 6 doubles and 4 triples with 17 RBI.

**GARAVITO, EDDY JORGE [2B]**

**HT:** 5-8; **WT:** 172; **B:** S; **T:** R; **Signed by:** Orlando Alvarez; **Born:** Dec. 2, 1978, Manreza, DR; **Resides:** Manreza, DR; **Acquired:** Signed as a non-drafted free agent Mar. 30, 1996.

Year	Club	CL	AVG	G	AB	R	H	2B	3B	HR	RBI	BB	SO	SB	CS
1996	Dominican Summer League														
1997	Delmarva	A	.000	2	4	0	0	0	0	0	0	0	0	0	0
	Bluefield	R	.303	61	231	47	70	12	3	5	44	21	30	26	9
1998	Delmarva	A	.247	135	481	81	119	20	8	9	66	44	93	25	15
	Frederick	A	.211	4	19	4	4	1	1	0	2	1	5	0	1
Minor Lg. Totals			.264	200	731	132	193	33	12	14	112	66	128	51	25

1998: Played in career-high 139 games, spending most of season with Delmarva...Tied for South Atlantic League lead in triples (8) and tied for 5<sup>th</sup> in games (135)...Led SAL and was tied for most sac flies among all Class A players with 12...Had 35 multi-hit games for Shorebirds...Joined Frederick on 9/2 for final 4 games...1997: Was 2<sup>nd</sup> on Bluefield in batting (.303)...Led team and was tied for 2<sup>nd</sup> in Appalachian League with 26 steals, including 3 in one game June 21 at Burlington...Was Appy League's top defensive 2B...Played for San Pedro Orioles in Dominican Winter League and batted .263 (17-60)...1996: Batted .275 (69-251) for San Pedro Orioles in Dominican Summer League...Was tied for 4<sup>th</sup> in league in triples (6)...Also had 9 doubles and 1 HR...Led club in hits and RBI (28)...Also had 25 SB in 35 attempts...Personal/Amateur: Graduated from high school in June '95...Played for Carlinia Indios amateur team in Manreza.

**GARCIA, SONNY C. [RHP]**

**HT:** 6-3; **WT:** 233; **B:** R; **T:** R; **Signed by:** Jim Robinson; **Born:** Sept. 10, 1976, Houston, TX; **Resides:** Houston, TX; **Acquired:** Orioles 47<sup>th</sup> round selection in 1998 First Year Player Draft.



Year	Club	CL	W	L	ERA	G	GS	CG	SHO	SV	IP	H	R	ER	HR	BB	SO
1998	Bluefield	R	4	2	2.04	12	8	0	0	0	57.1	39	15	13	2	19	77
	Delmarva	A	2	0	2.52	4	4	1	0	0	25.0	17	9	7	2	9	21
Minor Lg. Totals			6	2	2.19	16	12	1	0	0	82.1	56	24	20	4	28	98

1998: Led the Appalachian League and was 15<sup>th</sup> among all short-season pitchers with a 2.04 ERA...Led Appy with 11.49 K/9IP and was 2<sup>nd</sup> in loop with 77 strikeouts...Was 2<sup>nd</sup> among starting pitchers with .195 batting average against and 4<sup>th</sup> with 9.49 runners allowed/9IP...Promoted to Class A Delmarva in mid-August...Combined to go 6-2 with a 2.19 ERA (82.1IP, 20ER) in 16 games, including 12 starts...**Personal/Amateur:** Graduated from Charles H. Milby HS in 1994...Was 2-time all-district pick...Was District MVP and Allen Russell MVP in Houston area as a senior and earned all-Greater Houston 2<sup>nd</sup> team honors...Played 3 years at Texas Southern University and won NCAA Division I ERA title with a 1.77 ERA in 1997...Was 2-time All-Southwest Athletic Conference (SWAC) and 2<sup>nd</sup> team all-South selection...Coaches little league sports and attends Texas Southern in the off-season...Was on Dixie Little League team that won area championship.

#### GORDON, ALEXIS (ALEX) KARL [OF]

**HT:** 6-4; **WT:** 211; **B:** L; **T:** L; **Signed by:** John Gillette; **Born:** Mar. 3, 1980, Seattle, WA; **Resides:** Seattle, WA; **Acquired:** Signed as a non-drafted free agent Aug. 8, 1998, to a 1999 contract

Year	Club	CL	AVG	G	AB	R	H	2B	3B	HR	RBI	BB	SO	SB	CS
1999															

Will be first professional season

**Personal/Amateur:** Is a '98 graduate of Roosevelt HS in Seattle...Played baseball all 4 years...Played Little League and American Legion ball in Seattle.

#### GREEN, RICHARD (RICKY) S. [CA]

**HT:** 6-2; **WT:** 186; **B:** R; **T:** R; **Signed by:** Marc Ziegler; **Born:** Dec. 6, 1978, Tullahoma, TN; **Resides:** Tullahoma, TN; **Acquired:** Orioles 30<sup>th</sup> round selection in 1998 First Year Player Draft.

Year	Club	CL	AVG	G	AB	R	H	2B	3B	HR	RBI	BB	SO	SB	CS
1998	Gulf Coast	R	.173	18	52	1	9	1	0	0	1	5	21	2	2
Minor Lg. Totals			.173	18	52	1	9	1	0	0	1	5	21	2	2

1998: Played in 18 games for Gulf Coast O's, 13 at catcher and 4 in the outfield.

#### GUERRERO, FERNANDO PAULINO [OF]

**HT:** 6-3; **WT:** 170; **B:** R; **T:** R; **Signed by:** Patrick Guerrero; **Born:** Feb. 10, 1982, Bani, DR; **Resides:** Santo Domingo, DR; **Acquired:** Signed as a non-drafted free agent Aug. 1, 1998, to a 1999 contract.

Year	Club	CL	AVG	G	AB	R	H	2B	3B	HR	RBI	BB	SO	SB	CS
1999															

Will be first professional season

#### GUTIERREZ, DERRICK A. [SS]

**HT:** 5-11; **WT:** 188; **B:** R; **T:** R; **Signed by:** Harry Shelton; **Born:** Oct. 6, 1978, Vega Baja, PR; **Resides:** Jacksonville, FL; **Acquired:** Orioles 12<sup>th</sup> round selection in 1998 First Year Player Draft.

Year	Club	CL	AVG	G	AB	R	H	2B	3B	HR	RBI	BB	SO	SB	CS
1998	Gulf Coast	R	.241	32	112	15	27	2	2	0	14	9	27	3	1
Minor Lg. Totals			.241	32	112	15	27	2	2	0	14	9	27	3	1

1998: Spent 1<sup>st</sup> pro season with Gulf Coast Orioles...Was batting .195 until 10-game hitting streak, 8/11-21, when he batted .343 (12-35)...**Personal/Amateur:** Graduated in 1998 from Sandalwood HS in Jacksonville, FL...Played 4 years of baseball and 2 years of baseball...Enjoys working out, playing tennis and surfing...Played Little League in Atlanta, GA, area.

#### GUTIERREZ, FERNANDO J. [CA]

**HT:** 6-2; **WT:** 210; **B:** R; **T:** R; **Signed by:** Arturo Sanchez; **Born:** Sept. 25, 1980, Arcarigua, Venezuela; **Resides:** Araure, Venezuela; **Acquired:** Signed as a non-drafted free agent July 2, 1997, to a 1998 contract.

Year	Club	CL	AVG	G	AB	R	H	2B	3B	HR	RBI	BB	SO	SB	CS
1998	Gulf Coast	R	.185	32	92	10	17	3	0	0	5	9	19	2	1
Minor Lg. Totals			.185	32	92	10	17	3	0	0	5	9	19	2	1

1998: Finished season with 5-game hitting streak, batting .412 (7-17), to raise average 52 points.

#### GUZMAN, JUAN RAMON [RHP]

**HT:** 6-2 **WT:** 184; **B:** R; **T:** R; **Signed by:** Carlos Bernhardt; **Born:** Mar. 4, 1978; San Pedro de Macoris, DR; **Resides:** San Pedro de Macoris, DR; **Acquired:** Signed as a non-drafted free agent Dec. 16, 1994.

Year	Club	CL	AVG	G	AB	R	H	2B	3B	HR	RBI	BB	SO	SB	CS
1995															
1996															
1997	Gulf Coast	R	.149	15	47	1	7	1	0	0	4	1	18	0	0
1998	Bluefield	R	.100	23	20	2	2	1	0	0	0	0	3	0	0
Minor Lg. Totals			.134	38	67	3	9	2	0	0	4	1	21	0	0

Year	Club	CL	W	L	ERA	G	GS	CG	SHO	SV	IP	H	R	ER	HR	BB	SO
1998	Bluefield	R	1	2	1.42	15	0	0	0	1	25.1	22	12	4	1	7	26
Minor Lg. Totals			1	2	1.42	15	0	0	0	1	25.1	22	12	4	1	7	26

1998: Appeared in 8 games as a catcher before being switched to pitching...Did not allow an earned run in his 1<sup>st</sup> 8 games on the mound...From 8/19-25, did not allow a run in 3 games while earning his only win and save and striking out 10 in 6.0IP...1997: Hit .210 for San Pedro Orioles in Dominican Winter League...1995-96: Named all-star catcher in 2<sup>nd</sup> Dominican Summer League season in '96...Batted .225 (45-200) with 8 doubles, 3 triples, 2 HR and 19 RBI for San Pedro Orioles...**Personal/Amateur:** Lists fishing as a hobby.

#### GUZMAN, SANDY [2B]

**HT:** 6-0; **WT:** 160; **B:** R; **T:** R; **Signed by:** Carlos Bernhardt; **Born:** Mar. 31, 1980, Ramon Santana, DR; **Resides:** San Pedro de Macoris, DR; **Acquired:** Signed as a non-drafted free agent May 31, 1997.

Year	Club	CL	AVG	G	AB	R	H	2B	3B	HR	RBI	BB	SO	SB	CS
1997															
1998															

Dominican Summer League

1998: Batted .294 (25-85) in 28 games for San Pedro Orioles in Dominican Summer League...Had 2 doubles and a triple with 14 RBI...1997: Batted .262 (48-183) in 57 games for San Pedro Orioles in DSL...Had 3 doubles, 2 triples and 2 homers...Drove in 24 RBI and scored 34 runs, 2<sup>nd</sup> on team.

#### HACEN, ABRAHAM ANDRES [RHP]

**HT:** 6-2; **WT:** 176; **B:** R; **T:** R; **Signed by:** Carlos Bernhardt; **Born:** June 22, 1971, La Romana, DR; **Resides:** La Romana, DR; **Acquired:** Signed as a non-drafted free agent on Jan. 15, 1993.

Year	Club	CL	W	L	ERA	G	GS	CG	SHO	SV	IP	H	R	ER	HR	BB	SO
1993																	
1994																	
	Gulf Coast	R	0	1	6.32	7	0	0	0	0	16.0	21	13	11	0	8	13
1995	Gulf Coast	R	2	3	2.54	13	8	0	0	2	46.0	34	21	13	2	32	37
1996	High Desert	R	0	0	32.40	3	0	0	0	0	3.1	12	13	12	4	7	2
	Bluefield	R	8	3	3.41	15	12	2	0	0	63.1	54	29	24	4	36	69
1997	Delmarva	A	7	5	4.25	23	23	0	0	0	112.1	95	59	53	9	58	103
1998	Frederick	A	7	10	4.46	30	26	0	0	0	145.1	138	83	72	15	74	93
Minor Lg. Totals			24	22	4.31	91	69	2	0	2	386.1	354	218	185	34	215	117

1998: Was 2<sup>nd</sup> in Carolina League, allowing 74 walks...Was tied for 3<sup>rd</sup> in CL in HR allowed (15) and tied for 5<sup>th</sup> with 10 losses...From 5/3-6/1, went 4-0 in 5 starts with a 1.52 ERA, striking out 27 and walking 12...Allowed 8 ER in 10IP in final 3 starts, going 0-1...1997: Held opponents to .229 (95-414) batting average...Struck out season-high 8 batters in 4 innings in season opener, 4/3 at Columbus...Was 2-3 with a 3.19 ERA in 12 starts at home (62.0 IP, 22 ER) and 5-2 with a 5.54 ERA in 11 road starts (50.1 IP, 31 ER)...Went 3-0 with a 3.48 ERA in 5 starts in June...Went 2-0 with 3.33 ERA in 7 games for San Pedro Orioles in Dominican Winter League following season...1996: Pitched in 3 games at High Desert before being reassigned to extended spring training until Bluefield's season opener...Tied for 2<sup>nd</sup> in Appalachian League in wins (8) and complete games (2)...Was Appy Pitcher of the Week, 6/17-23...Had a pair of wins (1 as starter, 1 in relief) while allowing 0 runs and 3 hits over 8 innings...Was Bluefield's Pitcher of the Month in August, going 3-0 in 5 games, including 4 starts, with a 1.75 ERA (25.2 IP, 5 ER) and 23 strikeouts...Held opponents to a .229 batting average (54-236)...1995: Went 1-1 with a 1.71 ERA in July (21.0 IP, 17 H, 14 K)...Opposing batters hit just .211 (34-161) off him...1994: Started in Dominican Summer League and made his stateside pro debut with the GCL Orioles Aug. 5...1993: Played with the San Pedro de Macoris Orioles (Dominican Summer League)...**Personal/Amateur:** Enjoys playing dominos.

**HAGE, THOMAS (TOM) A. [INF]**

**HT:** 6-0; **WT:** 217; **B:** L; **T:** R; **Signed by:** Syd Thrift; **Born:** Aug. 2, 1974, Bronx, NY; **Resides:** Bronx, NY; **Acquired:** Signed as non-drafted free agent May 6, 1998.

Year	Club	CL	AVG	G	AB	R	H	2B	3B	HR	RBI	BB	SO	SB	CS
1998	Bluefield	R	.364	28	107	26	39	8	1	10	37	15	9	1	0
	Frederick	A	.288	45	163	15	47	12	0	2	27	12	27	0	0
Minor Lg. Totals			.319	73	270	41	86	20	1	12	64	27	36	1	0

1998: Combined to hit .319 (86-270) between Bluefield and Frederick, with 33 XBH and 64 RBI...Led all short-season players with a .738 slugging pct...His .364 batting average was 4<sup>th</sup> in the Appalachian League and 9<sup>th</sup> among short-season players...Struck out once every 14.2 plate appearances to lead Appy, 5<sup>th</sup> among all short-season players...Hit in 7 straight games 7/12-18, batting .448 (13-29) with 3 2B, 4 HR and 12 RBI and was Appy League's Batter of the Week...Was leading Appy with 10 HR and 37 RBI when called up to Frederick on 7/21...Had a 10-game hitting streak 8/10-19, batting .378 (14-37)...Had 13 multi-hit games at both Bluefield and Frederick...1997: Played for Allentown Ambassadors in independent Northeast League...Finished 4<sup>th</sup> in league with .348 batting average (105-302), with 17 doubles, a triple, 4 HR and 43 RBI...Personal/Amateur: Graduated from Fordham Prep HS in 1992 and Princeton University in 1996.

**HALPIN, JEREMY D. [RHP]**

**HT:** 6-3; **WT:** 199; **B:** R; **T:** R; **Signed by:** Syd Thrift; **Born:** Nov. 20, 1974, Rome, NY; **Resides:** Rome, NY; **Acquired:** Signed as a non-drafted free agent July 12, 1997.

Year	Club	CL	W	L	ERA	G	GS	CG	SHO	SV	IP	H	R	ER	HR	BB	SO
1997	Bluefield	R	1	0	3.24	15	0	0	0	0	25.0	30	14	9	0	4	22
1998	Delmarva	A	9	5	3.97	57	0	0	0	7	93.0	93	45	41	8	17	104
Minor Lg. Totals			10	5	3.81	72	0	0	0	7	118.0	123	59	50	8	21	126

1998: Was 2<sup>nd</sup> in South Atlantic League in games (57) and tied for 9<sup>th</sup> among all Class A pitchers...Led Sally relievers with 0.96 walks/9IP...His 3.97 ERA was 9<sup>th</sup> in Orioles organization...In May he went 2-1 with a save and a 1.77 ERA (20.1IP, 4 ER) and held opponents to a .211 batting average...Through his 1<sup>st</sup> 36 appearances, went 7-2 with 6 saves and a 2.56 ERA (59.2IP, 17ER) with 76 K and 8BB...He finished 25 games...1997: Was 5<sup>th</sup> among Appalachian League relievers, allowing only 1.44 walks/9IP...Allowed only 3 earned runs in his last 11 outings, spanning 17.1 IP...Personal/Amateur: Graduate of Rome Catholic HS...Attended Francis Marion College (SC).

**HAMAN, ANTWAIN T. (MACK) [OF]**

**HT:** 6-4; **WT:** 210; **B:** R; **T:** R; **Signed by:** Lamar North; **Born:** Dec. 11, 1975, Wilmington, DE; **Resides:** Newark, DE; **Acquired:** Orioles 13<sup>th</sup> round selection in 1997 First Year Player Draft.

Year	Club	CL	AVG	G	AB	R	H	2B	3B	HR	RBI	BB	SO	SB	CS
1997	Bluefield	R	.226	47	133	28	30	6	0	5	17	24	51	6	5
1998	Bluefield	R	.225	38	120	19	27	6	0	2	11	9	33	1	1
	Delmarva	A	.000	2	6	0	0	0	0	0	0	0	0	0	0
Minor Lg. Totals			.220	87	259	47	57	12	0	7	28	33	88	7	6

1998: Spent all but a week of season at Bluefield...Hit .294 (10-34) in July and finished season hitting safely in 7 of 8 games (.310, 9-29)...1997: Batted .304 (7-23) with 9 walks in his 1<sup>st</sup> 9 games through June...Had three 3-hit games...Hit only .100 (3-30) in 14 games in August...Personal/Amateur: Batted .315 as junior at Coastal Carolina University (Myrtle Beach, SC)...Hit .344 over two seasons at Hagerstown (MD) JC...Graduate of Glasgow (DE) HS...Was all-state wide receiver and scored 1,011 points in basketball, making state's all-star team.

**HAMMOND, JOSEPH (JOEY) SIDNEY [SS]**

**HT:** 6-1; **WT:** 184; **B:** R; **T:** R; **Signed by:** Marc Tramuta; **Born:** Oct. 27, 1977, Frederick, MD; **Resides:** Frederick, MD; **Acquired:** Orioles 25<sup>th</sup> round selection in 1998 First Year Player Draft.

Year	Club	CL	AVG	G	AB	R	H	2B	3B	HR	RBI	BB	SO	SB	CS
1998	Bluefield	R	.388	31	129	23	50	5	0	1	16	12	15	4	2
	Delmarva	A	.237	38	135	19	32	6	1	1	15	16	21	1	2
	Frederick	A	.300	3	10	3	3	1	0	0	2	3	2	1	0
Minor Lg. Totals			.310	72	274	45	85	12	1	2	33	31	38	6	4

1998: Hit .388 at Bluefield, 2<sup>nd</sup> among all short-season players...Was 41 plate appearances shy of qualifying for Appalachian League batting crown...Was leading Appy League when called up to Delmarva on 7/22...Had 16-game hitting streak 6/26-7/13, batting .424 (28-66)...Hit .449 (31-69) at home...Combined to hit .310 (85-274) in 72 games between Bluefield, Delmarva and Frederick...Promoted to Delmarva in late July and then to Frederick for final week of season and hit safely in all 3 games he played for Keys...Personal/Amateur: Graduated from Gov. Thomas Johnson HS in Frederick in '95 and attended UNC-Charlotte for 3 years...Played on state championship team in high school...Played at Camden Yards in state's Crown High School All-Star Game in '95...Hobby is playing golf...Is 2<sup>nd</sup> cousin of professional golfer Donnie Hammond...Single.

**HARTMAN, PETER (PETE) ROBERT [LHP]**

**HT:** 6-2; **WT:** 205; **B:** L; **T:** L; **Signed by:** Pat Rigby and Rudy Terrasas (Rangers)...Was Texas' 9<sup>th</sup> round selection in the 1993 First Year Player Draft; **Born:** May 13, 1971, Minneapolis, MN; **Resides:** Scottsdale, AZ; **Acquired:** Signed as a minor league free agent on Jan. 11, 1999.

Year	Club	CL	W	L	ERA	G	GS	CG	SHO	SV	IP	H	R	ER	HR	BB	SO
1993	Erie	A	6	7	4.18	15	15	1	0	0	88.1	74	51	41	5	43	98
1994	Charlotte	A	5	11	4.56	26	24	0	0	0	128.1	132	70	65	8	77	107
1995	Charlotte	A	2	4	7.32	15	2	0	0	2	35.2	46	34	29	7	26	30
	Stockton	A	2	0	4.50	12	0	0	0	1	14.0	9	7	7	1	11	9
Minor Lg. Totals			15	22	4.80	68	41	1	0	3	266.1	261	162	142	21	157	244

1998: Began season with New Jersey Jackals of independent Northeast League...Went 4-0 with a 1.70 ERA in 7 starts (47.2IP, 9 ER, 34H, 15BB, 41K, 2 CG) and yielded 34 H and 15 BB with 41 strikeouts...Went to Taiwan in June and pitched for Brother Elephants in Chinese Professional Baseball League...Went 1-7 with 1 save and a 4.28 ERA in 20 games...1997: Spent season with Bangor Blue Ox in independent Northeast League...Went 8-6 in 17 starts and finished 10<sup>th</sup> in league with a 3.46 ERA (119.2IP, 46ER)...1996: Went to spring training in Milwaukee's minor league camp but was released...Pitched in 9 games over final 2 months of season with Bangor Blue Ox of independent Northeast League...1995: Began season with Charlotte in Florida State League...Was released 7/19 and signed with Milwaukee on 7/27, assigned to Stockton of California League...Combined to go 4-4 with 3 saves and a 6.52 ERA in 27 games...1994: Led Charlotte of FSL with 107 strikeouts and was 2<sup>nd</sup> with 24 starts...Was 3-10 with a 4.80 ERA (93.2IP, 50ER) over his 1<sup>st</sup> 17 starts before going 2-1 with a 3.89 ERA (34.2IP, 15ER) over his final 7 outings...1993: Led Erie with 98 strikeouts, then a Rangers' short-season record...Personal/Amateur: Graduated in 1989 from Coronado HS in Scottsdale, AZ...Played baseball and basketball there...Earned a degree in criminal justice and played baseball at Oklahoma City University.

**HEREDIA, MARIO N. [LHP]**

**HT:** 6-3; **WT:** 180; **B:** L; **T:** L; **Signed by:** Patrick Guerrero; **Born:** Dec. 4, 1980, Duverge, DR; **Resides:** Duverge, DR; **Acquired:** Signed as non-drafted free agent Nov. 28, 1997.

Year	Club	CL	W	L	ERA	G	GS	CG	SHO	SV	IP	H	R	ER	HR	BB	SO
1998	Dominican Summer League																

1998: Pitched for Santo Domingo Twins in Dominican Summer League...Went 1-2 with a 11.29 ERA (18.1IP, 23ER), allowing 25 hits and 21 walks.

**HEREDIA, MAXIMO SANTOS [RHP]**

**HT:** 6-0; **WT:** 183; **B:** R; **T:** R; **Signed by:** Carlos Bernhardt; **Born:** Sept. 27, 1976, San Pedro de Macoris, DR; **Resides:** San Pedro de Macoris, DR; **Acquired:** Signed as non-drafted free agent Jan. 5, 1994.

Year	Club	CL	W	L	ERA	G	GS	CG	SHO	SV	IP	H	R	ER	HR	BB	SO
1994	Dominican Summer League																
1995	Dominican Summer League																
1996	Gulf Coast	R	3	1	2.88	17	0	0	0	4	34.1	22	15	11	1	12	25
1997	Delmarva	A	10	5	2.13	37	6	0	0	1	114.0	97	29	27	4	20	73
1998	Bowie	AA	1	1	6.23	5	4	0	0	0	13.0	18	9	9	2	2	7
	Frederick	A	1	3	4.92	29	3	0	0	3	64.0	71	44	35	8	19	36
Minor Lg. Totals			15	10	3.28	88	13	0	0	8	225.1	208	97	82	15	53	141

1998: Was a combined 2-4 with a 5.14 ERA (77.0IP, 44ER) in 34 games between Bowie and Frederick...Began season with AA Bowie...Was winning pitcher in home opener 4/13 vs. Trenton...Twisted ankle while pitching at New



Haven on 4/25 and went on D.L.... Was activated 5/21 and sent to Frederick on 5/25, pitching mostly in relief... In his 1<sup>st</sup> 21 appearances with Frederick, he earned 3 saves while pitching to a 3.53 ERA (38.1IP, 15 ER)... 1997: Led South Atlantic League and was 2nd in Orioles organization with a 2.13 ERA... Tied for 5th among O's farmhands with 10 wins... Walked fewer than 1.6 batters per 9 innings... In July went 4-2 with a 1.32 ERA (34.0 IP, 5 ER) in 9 games... Pitched in 4 games for San Pedro Orioles in Dominican Winter League following season, going 1-0 with a 0.90 ERA... 1996: Did not allow an earned run in his final 9 appearances, from 7/18 to season's end... In August posted a 2-0 record with 2 saves and a 0.00 ERA in 5 games, 13 IP... 1994-95: Pitched for San Pedro de Macoris in Dominican Summer League... **Personal/Amateur:** Has a son, Michael Heredia (5/29/95)... Graduated from high school in the Dominican Republic in 1993.

#### HERNANDEZ, ARGENIS [1B]

**HT:** 6-2; **WT:** 218; **B:** L; **T:** L; **Signed by:** Ubaldo Heredia; **Born:** Aug. 4, 1980, Caracas, Venezuela; **Resides:** Caracas, Venezuela; **Acquired:** Signed as a non-drafted free agent Nov. 23, 1997.

Year	Club	CL	AVG	G	AB	R	H	2B	3B	HR	RBI	BB	SO	SB	CS
1998	Venezuelan Summer League														

1998: Batted .283 (41-145) in 50 games for Universidad in Venezuelan Summer League... Led club with 5 HR, tied for lead with 11 doubles and was 2<sup>nd</sup> with 25 RBI and a .476 slugging pct.

#### HERNANDEZ, FRANCISCO (FRANCIS) [RHP]

**HT:** 6-0; **WT:** 195; **B:** R; **T:** R; **Signed by:** Carlos Bernhardt; **Born:** Dec. 17, 1976, San Pedro de Macoris, DR; **Resides:** San Pedro de Macoris, DR; **Acquired:** Signed as non-drafted free agent Jan. 5, 1994.

Year	Club	CL	W	L	ERA	G	GS	CG	SHO	SV	IP	H	R	ER	HR	BB	SO
1994																	
1995	Frederick	A	0	1	6.00	3	0	0	1	3.0	3	2	2	1	3	3	
	Gulf Coast	R	2	2	1.32	24	0	0	0	11	27.1	18	4	4	1	6	23
1996	Frederick	A	4	3	4.57	37	0	0	0	12	45.1	44	26	23	6	21	39
1997	Frederick	A	4	4	2.31	49	0	0	0	24	58.1	51	23	15	8	21	51
	Bowie	AA	0	0	1.59	6	0	0	0	0	5.2	7	1	1	0	4	2
1998	Bowie	AA	3	3	4.76	21	0	0	0	0	34.0	34	22	18	2	20	19
	Frederick	A	0	1	5.79	5	0	0	0	1	4.2	4	3	3	1	3	3
Minor Lg. Totals			13	14	3.33	145	0	0	0	49	178.1	161	81	66	19	78	140

1998: Combined to go 3-4 with a 4.89 ERA in 26 games between Bowie and Frederick... Opened season at AA Bowie... Had a 2.01 ERA (22.1IP, 5 ER) through 5/20, but allowed 13 earned runs in 10.2 IP from 5/22-6/10... Sent to Frederick on 6/18 and appeared in only 5 games after injuring shoulder on 7/2... Has spent parts of last 4 seasons at Frederick... 1997: Combined for a 2.25 ERA in 55 games (64 IP, 16 ER)... Was 3rd in organization in relief appearances... Set Class A Frederick franchise record with 24 saves, 3rd in Carolina League and 2nd among Orioles farmhands (1 behind Ryan Kohlmeier at Delmarva)... Had 1.59 ERA (28.1 IP, 5 ER) on the road... Had a 1.04 ERA in August before promotion to AA Bowie on 8/19... Appeared in 6 of Baysox' last 13 games... Allowed 11 of 26 batters to reach base but only 1 run... 1996: Was tied for 4th in the Carolina League in saves (12) and games finished (30)... His 12 saves tied for 2nd among Orioles farmhands... Did not allow an earned run in 9 consecutive appearances, 6/23-7/23... Was 2-0 with a 2.49 ERA in 12 games for Estrellas in Dominican Winter League following season... 1995: Tied for Gulf Coast League lead in appearances with 24... Was 2nd in league with 11 saves... Finished 20 games, tied for 2nd in GCL... Did not allow a run over 11 consecutive games, 7/22-8/18 (12.0 IP), earning 1 win and 7 saves... 1994: Pitched for San Pedro de Macoris Orioles (Dominican Summer League)... **Personal/Amateur:** Single.

#### HOCH, COREY [SS]

**HT:** 6-0; **WT:** 190; **B:** R; **T:** R; **Signed by:** Marc Tramuta; **Born:** Sept. 10, 1975, Baltimore, MD; **Resides:** Salisbury, MD; **Acquired:** Signed as a non-drafted free agent June 15, 1998.

Year	Club	CL	AVG	G	AB	R	H	2B	3B	HR	RBI	BB	SO	SB	CS
1998	Gulf Coast	R	.353	19	68	9	24	8	1	0	11	7	10	3	1
	Delmarva	A	.206	16	34	6	7	3	0	1	4	4	6	0	0
Minor Lg. Totals			.304	35	102	15	31	11	1	1	15	11	16	3	1

1998: Split time between Gulf Coast Orioles and Delmarva, combining to hit .304 (31-102) in 35 games... Had 7 multi-hit games in 19 games for Gulf O's, including 4-for-5 outing on 7/4 vs. GCL Red Sox... Finished season with Delmarva in his hometown of Salisbury... Hit his lone pro homer 8/22 vs. Charleston-WV... **Personal/Amateur:** Was born and raised on Maryland's Eastern Shore... Graduated from James M. Bennett HS in Salisbury in 1993... Played 4 years baseball, 3 football, 1 basketball and 1 golf... Graduated from James Madison University in Virginia in '98... Was 1<sup>st</sup> team Colonial Athletic Association shortstop and 2<sup>nd</sup> team all-East and captained Dukes his senior year... Helped lead JMU to NCAA Regionals in 1995... Hobbies are golf and basketball... Played Little League baseball in Salisbury and American Legion ball in Cambridge, MD.

#### HOOPER, DAREN [OF]

**HT:** 6-1; **WT:** 218; **B:** R; **T:** R; **Signed by:** John Green & Ed Sprague; **Born:** May 15, 1977, Sacramento, CA; **Resides:** Woodside, CA; **Acquired:** Orioles 3rd round selection in 1996 First Year Player Draft.

Year	Club	CL	AVG	G	AB	R	H	2B	3B	HR	RBI	BB	SO	SB	CS
1996	Gulf Coast	R	.250	33	104	22	26	4	0	3	12	16	30	1	0
1997	Gulf Coast	R	.323	19	62	7	20	5	1	1	5	9	20	1	1
	Bluefield	R	.125	10	32	4	4	1	0	1	4	6	11	0	1
	Delmarva	A	.000	7	15	1	0	0	0	0	0	1	7	1	0
1998	Delmarva	A	.207	96	319	36	66	13	1	8	36	26	147	1	2
Minor Lg. Totals			.218	165	532	70	116	23	2	13	57	58	215	4	4

1998: Played in career-high 96 games for Delmarva... Began season with 6-game hitting streak (.360, 9-25)... Had 26 hits in his 1<sup>st</sup> 26 games, then got 40 hits over his final 70 contests... Was 5<sup>th</sup> in South Atlantic League with 147 strikeouts... 1997: Hit safely in 14 of 19 games at Gulf Coast... Combined to bat .220 (24-109) for three teams... 1996: Used mostly as a DH... Joined Gulf Coast Orioles on 7/1... Batted .208 (11-53) in July, then hit .294 (15-51) in August... Hit all 3 HR in his last 5 games... **Personal/Amateur:** Graduated from Aragon HS in San Mateo, CA... Was all-state in both football and baseball and was named San Mateo County Athlete of the Year... Was a running back at University of Arizona... Enjoys snowboarding and dancing... Was a member of the AAU Junior Olympic team that won a bronze medal in 1994.

#### HOULE, MARC ANDRE [RHP]

**HT:** 6-5; **WT:** 207; **B:** R; **T:** R; **Signed by:** Fred Peterson; **Born:** Feb. 18, 1978, Montreal, Que., Canada; **Resides:** Terrebonne, Que, Canada; **Acquired:** Orioles 39<sup>th</sup> round selection in 1998 First Year Player Draft.

Year	Club	CL	W	L	ERA	G	GS	CG	SHO	SV	IP	H	R	ER	HR	BB	SO
1998	Gulf Coast	R	0	1	6.43	9	0	0	0	3	14.0	17	11	10	2	7	11
Minor Lg. Totals			0	1	6.43	9	0	0	0	3	14.0	17	11	10	2	7	11

1998: Allowed 5 runs in 0.1IP in his pro debut, but pitched to a 3.29 ERA (13.2IP, 5ER) after that... Was finishing reliever in 5 consecutive outings, 8/5-22... **Personal/Amateur:** Graduate of Edouard Montpetit school in Quebec... Graduated in 1995... Attended Montmorency College and played baseball at Des Moines Area CC (Iowa)... Played amateur baseball for Junior elite du Quebec and Academie Baseball Canada... Enjoys movies, music and shooting pool... Ne-Nsoko Ndungidi, father of Orioles' 1997 draftee Ntema Ndungidi, recommended Houle to the Orioles.

#### HUGHES, BRIAN CHRISTOPHER [OF/CA]

**HT:** 5-9; **WT:** 172; **B:** R; **T:** R; **Signed by:** Marc Tullier; **Born:** Aug. 5, 1975, Metairie, LA; **Resides:** Metairie, LA; **Acquired:** Signed as a non-drafted free agent June 12, 1998.

Year	Club	CL	AVG	G	AB	R	H	2B	3B	HR	RBI	BB	SO	SB	CS
1998	Gulf Coast	R	.341	21	85	22	29	5	1	0	7	10	10	15	3
	Delmarva	A	.289	38	121	14	35	6	1	1	20	13	17	7	2
Minor Lg. Totals			.311	59	206	36	64	11	2	1	27	23	27	22	5

1998: Combined to hit .311 (64-206) in 59 games between Gulf Coast O's and Delmarva... Began season in GCL and had 8 multi-hit games and 15 steals in 21 games... Stole 4 bases on 6/24 vs. Royals... Hit safely in his last 7 GCL games (.483, 14-29) and was named Player of the Week, 7/6-12... At Delmarva, hit safely in 11 of 12 games, 7/29-8/9, batting .426 (20-47) in that span... **Personal/Amateur:** Graduated in 1993 from Jesuit HS in New Orleans (same HS as Will Clark)... Played 3 years of baseball and 2 years of basketball... Attended LSU

for one season but red-shirted before transferring to Tulane University...Earned degree in 1998...Won Conference USA tournament MVP and was all-conference last 3 years...Was honorable mention All-America in '95...Enjoys golf, basketball and reading.

#### HUNTSMAN, BRANDON L. [RHP]

**HT:** 6-4; **WT:** 195; **B:** R; **T:** R; **Signed by:** John Green; **Born:** Nov. 19, 1975, Provo, UT; **Resides:** Pleasant Grove, UT; **Acquired:** Orioles 6th round selection in 1994 First Year Player Draft.

Year	Club	CL	W	L	ERA	G	GS	CG	SHO	SV	IP	H	R	ER	HR	BB	SO
1994	Gulf Coast	R	2	4	4.50	12	10	0	0	0	40.0	29	21	20	2	36	38
1995	Gulf Coast	R	6	3	3.86	13	12	1	0	0	65.1	53	38	28	4	33	64
1996	High Desert	R	1	3	9.55	13	2	0	0	0	27.1	36	29	29	6	27	25
	Bluefield	R	5	4	4.08	14	13	0	0	0	68.1	54	37	31	4	38	79
1997	Gulf Coast	R	0	0	0.00	2	0	0	0	0	4.2	3	0	0	0	1	6
1998	Gulf Coast	R	0	0	0.00	1	1	0	0	0	1.2	0	0	0	0	1	3
	Delmarva	A	7	6	3.94	23	17	0	0	0	98.1	114	59	43	5	53	71
Minor Lg. Totals			21	20	4.45	78	55	1	0	0	305.2	289	184	151	21	189	284

1998: Made successful comeback after missing '97 season while recovering from testicular cancer...Is now in remission...Used mostly as a starter at Delmarva...Went 1-0 with a 3.86 ERA in 6 relief appearances...Was 8th in organization with a 3.87 ERA...Was named to South Atlantic League All-Star team...Suffered a lower back strain and was placed on the DL on 7/15...1997: Was diagnosed with testicular cancer in early April and missed the remainder of the season while undergoing chemotherapy treatment...1996: Began season at High Desert before moving to extended spring training in late May...Went to Bluefield on 6/18...Tied for 2nd in Appalachian League with 13 starts and was 4th in strikeouts with 79 and 3rd in strikeout ratio among starters with 10.49/K/9 IP...Held Appy League hitters to .215 average (51-254)...Combined to strikeout 104 in 95.2 innings between High Desert and Bluefield...In August at Bluefield, went 4-1 with a 2.89 ERA in 6 games, with 37 strikeouts in 28 IP...1995: Tied for 3rd in GCL with 6 wins...Tied for 2nd with 12 starts and was 4th in strikeouts (64), 5th in walks (33) and tied for 5th in innings pitched (65.1)...Opponents batted only .215 off him, which was 5th among GCL starting pitchers...1994: Pitched sparingly during his 10 weeks with the GCL O's...Struck out 9 in each of back-to-back starts 8/1 & 8/7...Personal/Amateur: Was MVP in Utah's 4-A High School division (second tier of schools by size) while going 10-0 with a 1.52 ERA at Pleasant Grove HS (between Salt Lake City on the north and Orem and Provo to the south)...Struck out 115 in 58 innings while allowing only 34 hits...Was named co-MVP in state tournament after throwing a no-hitter in the semifinals...Earlier in the season he fanned 19 batters in a 7-inning game...Single...Enjoys camping, hiking and biking in the off-season.

#### IDE, ANTOINE [OF]

**HT:** 6-0; **WT:** 167; **B:** R; **T:** R; **Signed by:** Jerry Zimmerman; **Born:** March 2, 1979, Portland, OR; **Resides:** Portland, OR; **Acquired:** Orioles 21st round selection in 1997 First Year Player Draft.

Year	Club	CL	AVG	G	AB	R	H	2B	3B	HR	RBI	BB	SO	SB	CS
1997	Gulf Coast	R	.207	33	92	13	19	0	0	0	6	8	21	12	4
1998	Injured-Did Not Play														
Minor Lg. Totals			.207	33	92	13	19	0	0	0	6	8	21	12	4

1998: Had surgery on his right shoulder and did not play...1997: Went 5-for-11 (.455) in 1st 4 pro games in June...Batted only .173 (14-81) after that...Did not commit an error in 30 games in the outfield...Personal/Amateur: Graduated from Madison HS in '97...His team won the Oregon state championship his senior year...Nickname is "Twon".

#### ISOM, JOHNNY CORNELL [OF]

**HT:** 5-11; **WT:** 222; **B:** R; **T:** R; **Signed by:** Ray Crone; **Born:** Aug. 9, 1973, Urbana, IL; **Resides:** Fort Worth, TX; **Acquired:** Orioles 28th round selection in 1995 First Year Player Draft.

Year	Club	CL	AVG	G	AB	R	H	2B	3B	HR	RBI	BB	SO	SB	CS
1995	Bluefield	R	.344	59	212	47	73	14	4	6	56	25	27	9	2
1996	Frederick	A	.290	124	486	69	141	27	3	18	104	40	87	8	6
1997	Bowie	AA	.274	135	518	70	142	28	4	20	91	44	121	1	5
1998	Rochester	AAA	.225	39	142	13	32	4	0	2	13	18	31	2	0
	Bowie	AA	.240	93	325	47	78	12	1	13	39	29	72	1	3
Minor Lg. Totals			.277	450	1683	246	466	85	12	59	303	156	338	21	16

1998: Combined to hit .236 (110-467) in 132 games between Rochester and

Bowie...Began season at AAA Rochester but was sent to Bowie on 5/27...Hit only .184 (14-76) over 23-game span, 6/12-7/13...Finished season with 7-game hitting streak, batting .333 (10-30)...Homered in back-to-back games 9/3-4 to give him 13 with Baysox to become Bowie's all-time leading home run hitter with 33...1997: Tied Bowie franchise record with 91 RBI, 4th in Eastern League, and set club record with 238 total bases, breaking Willis Otanez' 1996 mark by 1...Led Baysox with 142 hits, 9th in EL, and tied David Dellucci for team lead in doubles (29) and homers (20)...Was 3rd in organization in RBI, 4th in HR and 5th in hits...Batted .330 (29-88) with 4 homers and 22 RBI in April...Hit .331 (39-118) in June...Played for Perth in Australian Baseball League after season and batted .260 (39-150) with 8 HR in 45 games...1996: Led Carolina League with 104 RBI, a Keys record and 7th most among Class A players...Named to post-season Carolina League All-Star team and also played in California-Carolina League All-Star Game at mid-season...Was 5th in league in total bases (228), and tied for 4th in extra base hits (48)...Batted .364 (52-143) with runners in scoring position...Was Carolina Player of the Week, 8/15-21, batting .400 (12-30) with 3 HR and 11 RBI...In August, hit .361 (.44-122) 8 doubles, 2 triples, 6 HR and 37 RBI...37 RBI was 2nd among all minor leaguers in August...Had a 17-game hitting streak, 8/15-31, batting .429 (29-68) with 4 HR and 21 RBI...Committed only 1 error in 120 chances in outfield...Missed 1st 2 weeks of season while recuperating from off-season shoulder problems...1995: Named to post-season Appalachian League All-Star team...Was 2nd in league with 56 RBI...Finished 3rd in league in batting (.344) and slugging (.533)...Also finished 4th in hits (73) and runs (47) and 5th in total bases (113)...Hit .378 (14-37) in his 1st 12 games in pro ball, 6/20-7/4, including 2 doubles, 2 triples, 7 RBI and 2 steals...Named Appalachian League Player of the Week from 8/21-27 after hitting .455 (10-22) with 2 doubles, 2 homers, 9 runs scored and 10 RBI...Batted .361 (35-97) in August...Batted .385 (5-13) with 2 home runs and 4 RBI in 3 playoff games...Personal/Amateur: Graduated from Crowley HS in Fort Worth, TX...Was All-State and Heart of Texas Conference MVP as a senior...Played football in high school and was All-Tarrant County punter...Enjoys working on computers and collecting baseball cards...Spent the '95 off-season as an intern in the Texas Rangers marketing department...Played baseball 3 years at Texas Wesleyan University and finished his degree in 1996 in sports management...Single.

#### JOHNSON, ERIC DION [OF]

**HT:** 6-1; **WT:** 203; **B:** R; **T:** R; **Signed by:** Bill Bryk (Pirates)...Signed by Pittsburgh as a non-drafted free agent, Feb. 1, 1998; **Born:** Nov. 16, 1974, Vidalia, GA; **Resides:** Vidalia, GA; **Acquired:** Signed as a minor league free agent, Feb. 2, 1999.

Year	Club	CL	AVG	G	AB	R	H	2B	3B	HR	RBI	BB	SO	SB	CS
1998	Gulf Coast	R	.290	7	31	7	9	4	1	2	5	2	9	1	0
	Augusta	A	.237	23	76	9	18	4	0	1	12	5	24	2	2
Minor Lg. Totals			.252	30	107	16	27	8	1	3	17	7	33	3	2

1998: Signed with Pittsburgh and began season in extended spring training camp...Went to Class A Augusta in mid-season and played sparingly...1997: Played briefly for two clubs in independent Frontier League...Went 1-for-6 (.167) in 4 games for Springfield and 3-for-21 (.143) with a 2B in 11 games for Johnstown...Personal/Amateur: Attended Berry College in Georgia.

#### JONES, SEAN E. [RHP]

**HT:** 6-7; **WT:** 184; **B:** R; **T:** R; **Signed by:** Wayne Norton; **Born:** Apr. 12, 1978, Niagara Falls, Ontario, Canada; **Resides:** Hamilton, Ontario, Canada; **Acquired:** Orioles 14th round selection in 1997 First Year Player Draft.

Year	Club	CL	W	L	ERA	G	GS	CG	SHO	SV	IP	H	R	ER	HR	BB	SO
1997	Gulf Coast	R	0	0	3.00	9	0	0	0	0	15.0	18	7	5	0	7	7
1998	Bluefield	R	4	2	9.76	14	6	0	0	0	39.2	62	49	43	6	20	30
Minor Lg. Totals			4	2	7.90	23	6	0	0	0	54.2	80	56	48	6	27	37

1998: Began season in Bluefield starting rotation before moving to bullpen...Was 2-0 with a 5.40 ERA in his 1st 2 outings, both starts...Starting 7/1, went 2-2 with a 11.22 ERA (29.2IP, 37ER)...1997: Allowed single runs in 2 of his 1st 7 appearances over 13.0 IP...Personal/Amateur: Graduated from Barton HS in Ontario in 1996...Hobbies are music, volleyball and basketball.



**JUSTAVINO, JULIO JOAQUIN [1B]**

**HT:** 6-0; **WT:** 165; **B:** L; **T:** L; **Signed by:** Marco Cobos; **Born:** Aug. 1, 1980, David, Panama; **Resides:** David, Panama; **Acquired:** Signed as a non-drafted free agent May 19, 1997.

Year	Club	CL	AVG	G	AB	R	H	2B	3B	HR	RBI	BB	SO	SB	CS
1997	Venezuelan Summer League														
1998	Venezuelan Summer League														

1998: Played for Universidad in Venezuelan Summer League and batted .269 (29-108) in 43 games...Had 7 doubles...1997: Was on roster of Guacara co-op team in Venezuelan Summer League but did not play while completing high school.

**KNAPP, BENJAMIN (BEN) ROBERT [RHP]**

**HT:** 6-7; **WT:** 217; **B:** R; **T:** R; **Signed by:** Harry Shelton; **Born:** Nov. 8, 1979, Sarasota, FL; **Resides:** Oviedo, FL; **Acquired:** Orioles 2<sup>nd</sup> round selection in 1998 First Year Player Draft; signed to a 1999 contract on July 28, 1998.

Year	Club	CL	W	L	ERA	G	GS	CG	SHO	SV	IP	H	R	ER	HR	BB	SO
1999	Will be first professional season																

**Personal/Amateur:** Graduated in 1998 from Oviedo (FL) HS, where he played baseball and basketball...His father, Chris Knapp, was the White Sox's 1<sup>st</sup> round pick in the 1975 draft and went 36-32 in 122 games for the White Sox and Angels, 1975-1980...Played Little League ball in Oviedo and for Sanford (FL) American Legion Post 53...Collects baseball cards as a hobby.

**KOHLMEIER, RYAN [RHP]**

**HT:** 6-2; **WT:** 197; **B:** R; **T:** R; **Signed by:** Lane Decker; **Born:** June 25, 1977, Salina, KS; **Resides:** Cottonwood Fall, KS; **Acquired:** Orioles 14<sup>th</sup> round selection in 1996 First Year Player Draft...Signed to a 1997 contract on Aug. 16, 1996.

Year	Club	CL	W	L	ERA	G	GS	CG	SHO	SV	IP	H	R	ER	HR	BB	SO
1997	Delmarva	A	2	2	2.65	50	0	0	0	24	74.2	48	22	22	8	17	99
	Bowie	AA	0	0	0.00	2	0	0	0	1	2.2	0	0	0	0	2	5
1998	Bowie	AA	4	4	6.12	42	0	0	0	7	50.0	52	37	34	13	16	56
	Frederick	A	1	2	7.45	9	0	0	0	5	9.2	10	9	8	1	3	15
Minor Lg. Totals			7	8	4.20	103	0	0	0	37	137.0	110	68	64	22	38	175

1998: Combined to go 5-6 with a 6.34 ERA (59.2IP, 42ER) and 12 saves in 51 games between Bowie and Frederick...Averaged 10.7K/9IP...Spent season at AA Bowie before going to Frederick on 8/12...Finished 24 of his 1<sup>st</sup> 27 appearances for Bowie and finished all 9 of his games at Frederick...Did not allow an earned run in his 1<sup>st</sup> 7 appearances (8.2IP) but was 0-2 with 4 saves...Allowed 13 HR in 50.0 IP, including 7 HR in a span of 9.1IP, 7/27-8/8 with Bowie...1997: Led Sally League with 24 saves and 72 relief points...His 25 saves for season and 5.5 strikeouts/walk topped Orioles farm system...Averaged 11.9 strikeouts per 9 innings, 5<sup>th</sup> best among Sally relievers...Opponents batted only .189 off him...Called up to Bowie during SAL All-Star break...Earned save in his AA debut, 6/16 at Norwich, striking out 5 of 6 batters faced and walking 1 in an 8-7 win...Pitched for Maui in Hawaiian Winter League, going 2-1 with a 3.18 ERA and leading the league with 8 saves in 23 relief appearances...**Personal/Amateur:** Graduated from Chase County (KS) HS in 1995...Played football, basketball and baseball...Was all-state in football and baseball his senior year...Attended Butler CC in El Dorado, KS for 1 year...Played Little League, Babe Ruth and American Legion ball in Kansas...Was member of '96 NBC national championship team...Hobbies are golf and fishing...Married to the former Tyla Hinkson (12/28/97).

**KOONE, CHARLES (CHUCK) DOUGLAS [OF]**

**HT:** 6-0; **WT:** 171; **B:** S; **T:** L; **Signed by:** Marc Tramuta; **Born:** Sept. 19, 1975, Rutherfordton, NC; **Resides:** Manion, NC; **Acquired:** Signed as a non-drafted free agent June 18, 1998.

Year	Club	CL	AVG	G	AB	R	H	2B	3B	HR	RBI	BB	SO	SB	CS
1998	Gulf Coast	R	.208	31	96	14	20	3	2	1	14	16	31	6	2
	Bluefield	R	.143	16	42	4	6	0	0	0	2	8	14	0	1
Minor Lg. Totals			.188	47	138	18	26	3	2	1	16	24	45	6	3

1998: Combined to bat .188 (26-138) in 47 games between Gulf Coast O's and Bluefield...Hit .421 (8-19) with 4 of his 6 XBH in a 6-game span, 7/21-27 with Gulf Coast...**Personal/Amateur:** Graduated from McDowell HS in 1994...Was

all-conference in baseball 4 years and all-state twice...Also earned all-conference honors in football, was track team MVP 3 years and played basketball...Attended Western Carolina University for 2 years and was all-conference in baseball, helping Catamounts to Southern Conference title...Was MVP of his American Legion team.

**LAWRENCE, EDWIN WALTER JR. (CHIP) [INF]**

**HT:** 6-2; **WT:** 189; **B:** R; **T:** R; **Signed by:** Syd Thrift; **Born:** Nov. 14, 1974, Bryn Mawr, PA; **Resides:** St. Petersburg, FL; **Acquired:** Signed as a non-drafted free agent June 17, 1996.

Year	Club	CL	AVG	G	AB	R	H	2B	3B	HR	RBI	BB	SO	SB	CS
1996	Bluefield	R	.206	15	34	6	7	0	0	1	4	4	4	0	0
	Frederick	A	.235	43	132	9	31	1	1	0	14	8	13	6	3
1997	Frederick	A	.268	57	164	18	44	5	0	2	14	13	19	2	4
	Rochester	AAA	.233	17	43	9	10	0	1	0	7	3	8	1	1
	Bowie	AA	.231	7	13	1	3	0	0	0	0	1	3	0	0
1998	Bowie	AA	.250	6	12	0	3	1	0	0	0	0	3	0	0
	Rochester	AAA	.300	13	30	1	9	1	0	0	2	7	6	0	0
	Frederick	A	.221	48	104	9	23	1	0	0	6	4	24	0	2
Minor Lg. Totals			.244	206	532	53	130	9	2	3	47	40	80	9	10

1998: Spent most of season at Class A Frederick but also spent time at Bowie and Rochester...Hit better the higher he went...Promoted to Bowie on 6/10 and played 3 games at 2B and 3 games at SS before being recalled to Rochester on 7/1...Saw action in 13 games for Red Wings before returning to Frederick on 7/11...Played all 4 infield positions, LF and pitched for Frederick...1997: Combined to bat .259 (57-220) for 3 teams...Had 2 tours with Rochester, 5/16-6/9 and 8/11-19...Had only 76 games of pro experience before his first promotion to Red Wings...1996: Batted a combined .232 (38-164) between Bluefield and Frederick...Began pro career 1-for-15, but went 6-for-19 before being assigned to Frederick on 7/13...Played 3B (9) and SS (6) for Bluefield, but played all 42 games defensively as SS with Frederick...Raised his average from .122 to .247 from 8/2-13, going 14-for-36 (.389)...Hit 1st pro homer in his last game at Bluefield, 7/9 vs. Bristol...**Personal/Amateur:** Graduated from Lakewood HS in St. Petersburg, FL...Played baseball, basketball and golf...Graduated from Southern University in Baton Rouge, LA, with an accounting degree...Was named to All-Southwest Athletic Conference team all 4 years...His father, Ed Lawrence Sr., played in the Milwaukee Braves organization and retired in 1997 as executive director of the Major League Umpire Development System...Hobbies are golf and music...Teaches high school in the off-season...Single.

**LEON, ALFREDO JOSE [SS]**

**HT:** 6-0; **WT:** 185; **B:** R; **T:** R; **Signed by:** Arturo Sanchez; **Born:** Mar. 14, 1980, Puerto Ordaz, Venezuela; **Resides:** Puerto Ordaz, Venezuela; **Acquired:** Signed as a non-drafted free agent Sept. 18, 1996.

Year	Club	CL	AVG	G	AB	R	H	2B	3B	HR	RBI	BB	SO	SB	CS
1997	Venezuelan Summer League														
1998	Venezuelan Summer League														

1998: Played 44 games for Universidad in Venezuelan Summer League...Was 2<sup>nd</sup> on team with a .313 batting average (46-147), with 11 doubles and 2 HR...Was 3<sup>rd</sup> on team with 22 RBI...1997: Batted .171 (6-35) in 14 games for Guacara co-op team in Venezuelan Summer League.

**LEONORA, JUVENAL JEANOMAR [RHP]**

**HT:** 6-5; **WT:** 160; **B:** R; **T:** R; **Signed by:** Chu Halabi; **Born:** Dec. 18, 1981, Curacao, Netherland Antilles; **Resides:** Curacao, Netherland Antilles; **Acquired:** Signed as a non-drafted free agent July 2, 1998, to a 1999 contract.

Year	Club	CL	W	L	ERA	G	GS	CG	SHO	SV	IP	H	R	ER	HR	BB	SO
1999	Will be first professional season																

**LOPEZ, RADHAMES [2B/SS]**

**HT:** 5-10; **WT:** 166; **B:** S; **T:** R; **Signed by:** Marc Tramuta; **Born:** Nov. 21, 1978, Santo Domingo, DR; **Resides:** Baltimore, MD; **Acquired:** Signed as a non-drafted free agent July 30, 1998.

Year	Club	CL	AVG	G	AB	R	H	2B	3B	HR	RBI	BB	SO	SB	CS
1998	Gulf Coast	R	.204	14	49	4	10	1	0	0	3	7	13	2	0
Minor Lg. Totals			.204	14	49	4	10	1	0	0	3	7	13	2	0

1998: Played final 3 weeks of season in Gulf Coast League...Began pro-career with a 6-game hitting streak (.318, 7-22) but hit in only 2 of his last 8 games...**Personal/Amateur:** Graduated from Cesar Nicolas Penson HS in Santo Domingo, DR...Moved to Baltimore and played 2 years at Essex CC...Batted .343 for Coach George Henderson's Knights...Enjoys reading, dancing and movies...Played for Valdez Perez amateur team in the Dominican Republic.

#### LYNCH, RYAN PATRICK [LHP]

**HT:** 6-4; **WT:** 205; **B:** L; **T:** L; **Signed by:** Kevin Murphy (Twins)...Was Minnesota's 12<sup>th</sup> round pick in the 1996 First Year Player Draft; **Born:** Aug. 10, 1974, La Jolla, CA; **Resides:** Solana Beach, CA; **Acquired:** Selected from San Diego in minor league phase of the 1998 Rule V Draft, Dec. 14, 1998.

Year	Club	CL	W	L	ERA	G	GS	CG	SHO	SV	IP	H	R	ER	HR	BB	SO
1996	Elizabethton	R	3	2	3.40	11	9	0	0	0	45.0	43	19	17	2	22	35
1997	Ft. Wayne	A	2	2	3.15	15	2	0	0	0	34.1	38	20	12	2	10	39
1998	Clinton	A	0	2	1.80	17	0	0	0	2	20.0	14	8	4	1	10	28
	Rancho Cucu, CA	A	3	3	2.95	21	2	0	0	1	42.2	34	17	14	2	19	35
Minor Lg. Totals			8	9	2.98	64	13	0	0	3	142.0	129	64	47	7	61	137

1998: Was released 4/1 by Minnesota...Signed on 4/10 by San Diego and assigned to Class A Clinton...Later sent to Rancho Cucamonga...Combined to go 3-5 with 3 saves and a 2.59 ERA (62.2IP, 18ER) with 63 strikeouts in 38 games...1997: Pitched primarily in relief for Ft. Wayne...Had surgery following season to repair partial tear of left rotator cuff...1996: Was 2<sup>nd</sup> among Elizabethton starters with a 3.40 ERA...**Personal/Amateur:** Graduated from Torrey Pines HS in Del Mar, CA, in 1993...Attended UCLA...Brother, John, is a safety for the Tampa Bay Buccaneers.

#### MACK, ANTONIO TERRELL [OF]

**HT:** 5-11; **WT:** 185; **B:** R; **T:** R; **Signed by:** Harry Shelton; **Born:** Mar. 19, 1979, Orlando, FL; **Resides:** Orlando, FL; **Acquired:** Orioles 21st round selection in 1998 First Year Player Draft.

Year	Club	CL	AVG	G	AB	R	H	2B	3B	HR	RBI	BB	SO	SB	CS
1998	Gulf Coast	R	.181	40	127	18	23	2	0	1	9	9	46	4	4
Minor Lg. Totals			.181	40	127	18	23	2	0	1	9	9	46	4	4

1998: Spent season in Gulf Coast League...Hit in 8 of 9 games, 7/18-28, batting .343 (12-35) with 10 runs scored...Otherwise, hit .120 (11-92)...**Personal/Amateur:** Graduated from William Boone HS in Apopka, FL...Was all-metro and all-Central Florida and named to all-tournament team in Apopka City League...Played for Orlando's AAU team which won state championship in '97.

#### MADURO, CALVIN GREGORY [RHP]

**HT:** 6-0; **WT:** 188; **B:** R; **T:** R; **Signed by:** Chu Halabi (Orioles)...Was signed as a non-drafted free agent Sept. 9, 1991; **Born:** Sept. 5, 1974, Santa Cruz, Aruba; **Resides:** Santa Cruz, Aruba; **Acquired:** Signed as a minor league free agent, Jan. 25, 1999.

Year	Club	CL	W	L	ERA	G	GS	CG	SHO	SV	IP	H	R	ER	HR	BB	SO
1992	Gulf Coast	R	1	4	2.27	13	12	1	1	0	71.1	56	29	18	2	26	66
1993	Bluefield	R	9	4	3.96	14	14	3	0	0	91.0	90	46	40	4	17	83
1994	Frederick	A	9	8	4.25	27	26	0	0	0	152.1	132	86	72	18	59	137
1995	Frederick	A	8	5	2.94	20	20	2	2	0	122.1	109	43	40	16	34	120
	Bowie	AA	0	6	5.09	7	7	0	0	0	35.1	39	28	20	3	27	26
1996	Bowie	AA	9	7	3.26	19	19	4	3	0	124.1	116	50	45	8	36	87
	Rochester	AAA	3	5	4.74	8	8	0	0	0	43.2	49	25	23	8	18	40
	PHILADELPHIA	NL	0	1	3.52	4	2	0	0	0	15.1	13	6	6	1	3	11
1997	Scranton	AAA	6	4	4.99	13	13	2	0	0	79.1	71	48	44	10	57	53
	PHILADELPHIA	NL	3	7	7.23	15	13	0	0	0	71.0	83	59	57	12	41	31
1998	Scranton	AAA	12	9	5.98	28	27	4	1	0	177.2	211	123	118	28	68	120
Minor Lg. Totals			57	52	4.21	149	146	16	7	0	897.1	873	478	420	97	342	732

1998: Spent season at AAA Scranton...Led Red Barons in wins (12), losses (9), starts (27) and innings pitched (177.2)...Was 2<sup>nd</sup> in International League in IP...Led IL with 211 hits allowed, 4<sup>th</sup> highest total among all minor leaguers...Was released by Philadelphia following season...1997: Was Philadelphia's starting pitcher in 2<sup>nd</sup> game of season...Earned 1<sup>st</sup> major league win, 4/18 vs. Montreal...Moved to bullpen 5/30 and made 2 appearances before optioned to AAA Scranton on 6/2...Was recalled 6/25 by Phillies and went 0-1 in 3 starts (13.0IP, 16ER) before being sent to Scranton again 7/6 to finish season...Was 2<sup>nd</sup> on Red Barons staff in wins (6) and 4<sup>th</sup> in starts (13)...Was Scranton Pitcher of the Month for August...1996: Led Eastern League with 3 shutouts and was 6<sup>th</sup> in ERA (3.26)...Pitched a 5-0 no-hitter on 5/28 vs. Portland...Was named EL

Pitcher of the Week, 5/27-6/2...Promoted to Rochester for an emergency start on 7/18 and returned to Bowie...Recalled to Rochester permanently on 7/28...Combined, he led O's system in wins (12) shutouts (3) and was 2<sup>nd</sup> in strikeouts (127)...Was traded to Phillies on Sept. 3 as a player to be named in 8/29 deal that sent Todd Ziege and Pete Incaviglia to Orioles...Reported to Phillies and made his major league debut 9/8 vs. Cubs (1.0IP, 1H)...Was 2<sup>nd</sup> native Aruban and 1<sup>st</sup> pitcher to appear in majors...Orioles OF Eugene Kingsale was 1<sup>st</sup> Aruban to play in majors 5 days earlier, on 9/3...Made 2 scoreless relief appearances (2.1IP) before getting a pair of starts...Had no decision in 1<sup>st</sup> start, 9/22 vs. Mets, and took 4-2 loss in 2<sup>nd</sup> start, 9/28 at New York...1995: Began season with AA Bowie...Was 0-3 with a 5.75 ERA in 4 starts before being sent to Class A Frederick on 4/28...Had 6<sup>th</sup> best ERA in Carolina League (2.94) and was tied for team lead with 8 wins when recalled against to Bowie on 8/15...Lost all 3 starts (15.0IP, 7ER) after his return...Tied Bowie franchise record with 6-game losing streak...1994: Led Frederick staff in starts (26), innings pitched (152.1) and strikeouts (137) and was 2<sup>nd</sup> on staff with 9 wins...Lost his 1<sup>st</sup> 4 decisions (5 starts), all in April...Beginning 6/18, went 6-1 with a 2.68 ERA in 13 starts...Never walked more than 4 batters in a game...1993: Named to Appalachian League end-of-season All-Star team after leading league in complete games (3), innings pitched (91.0) and strikeouts (83)...Tied for league lead in wins (9) and starts (14)...Won 6 straight decisions over 7 starts, 6/30-8/6, and pitched 14 scoreless innings over 2 starts, 8/11-16...1992: Led the Gulf Coast League Orioles in starts (12), innings pitched (71.1) and strikeouts (66)...Limited opposing hitters to a .218 batting average...Did not allow a run in 4 August starts, striking out 25 batters in 24 innings...**Personal/Amateur:** Is a 1991 graduate of Tourist Economy School in Aruba, where he played baseball, volleyball and soccer...His brother-in-law played baseball for the Aruba All-Star team...Attended St. Antonius College...Hobby is golf...Single.

#### MALLEN, YANEL [SS]

**HT:** 6-2; **WT:** 160; **B:** R; **T:** R; **Signed by:** Salvador Ramirez; **Born:** Aug. 8, 1981, San Pedro de Macoris, DR; **Resides:** San Pedro de Macoris, DR; **Acquired:** Signed as a non-drafted free agent July 2, 1998, to a 1999 contract.

Year	Club	CL	AVG	G	AB	R	H	2B	3B	HR	RBI	BB	SO	SB	CS
1999															

Will be first professional season

#### MARACHE, LUIS [LHP]

**HT:** 6-4; **WT:** 178; **B:** L; **T:** L; **Signed by:** Carlos Bernhardt; **Born:** Sep. 4, 1979, La Romana, DR; **Resides:** La Romana, DR; **Acquired:** Signed as a non-drafted free agent July 2, 1996 to a 1997 contract.

Year	Club	CL	W	L	ERA	G	GS	CG	SHO	SV	IP	H	R	ER	HR	BB	SO
1997	Frederick	A	0	2	10.13	2	2	0	0	0	8.0	12	14	9	4	7	6
	Gulf Coast	R	4	6	3.14	11	10	1	1	0	57.1	48	26	20	4	17	45
1998																	
Minor Lg. Totals			4	8	3.99	13	12	1	1	0	65.1	60	40	29	8	24	51

1998: Pitched for San Pedro Orioles in Dominican Summer League...Went 0-2 with a 2.23 ERA in 4 games, all starts...Pitched 20.2 innings, allowing 16 hits and 7 walks with 26 strikeouts...1997: Finished 20th in Gulf Coast League with 3.14 ERA...Was starter and pitched 5 innings in back-to-back combination shutouts 7/8 & 7/14...Lost 3 straight starts, 7/19-31...His ERA otherwise was 2.13 for the year (42.1IP, 10 ER).

#### MARTIN, MERVIN THOMAS (TOMMY) JR. [SS]

**HT:** 5-10; **WT:** 173; **B:** R; **T:** R; **Signed by:** Marc Ziegler; **Born:** September 12, 1975, Ypsilanti, MI; **Resides:** Ypsilanti, MI; **Acquired:** Orioles 40th round selection in 1997 First Year Player Draft.

Year	Club	CL	AVG	G	AB	R	H	2B	3B	HR	RBI	BB	SO	SB	CS
1997	Bluefield	R	.289	40	90	17	26	3	1	1	9	8	31	9	3
1998	Gulf Coast	R	.197	24	76	11	15	3	0	0	11	9	19	9	2
	Bluefield	R	.280	18	50	8	14	2	0	0	5	7	12	4	2
Minor Lg. Totals			.255	82	216	36	55	8	1	1	25	24	62	22	7

1998: Combined to bat .230 (29-126) in 42 games between Gulf Coast O's and Bluefield...Started at Gulf Coast before moving to Bluefield in August...Played mostly 2B at both places, but also saw action at SS and 3B...1997: Made debut with Bluefield in Appalachian League...Played 20 games at 3B, 5 at 2B and 3 at SS...**Personal/Amateur:** Played 3 years of football and baseball at Hillsdale (MI) College...Is a 1994 graduate of Milan (MI) HS, where he was captain of both the football and baseball teams.



## MARTINEZ, EDDY [SS]

**HT:** 6-2; **WT:** 173; **B:** R; **T:** R; **Signed by:** Carlos Bernhardt; **Born:** Oct. 23, 1977, San Pedro de Macoris, DR; **Resides:** San Pedro de Macoris, DR; **Acquired:** Signed as non-drafted free agent Dec. 19, 1994.

Year	Club	CL	AVG	G	AB	R	H	2B	3B	HR	RBI	BB	SO	SB	CS
1995	Bluefield	R	.308	57	185	42	57	11	3	1	35	23	42	5	3
1996	Bluefield	R	.221	37	122	18	27	3	0	1	15	13	29	15	5
	Frederick	A	.221	74	244	21	54	4	0	2	25	21	48	13	8
1997	Frederick	A	.241	54	174	14	42	6	0	1	14	19	43	6	7
	Bowie	AA	.156	16	45	3	7	3	0	0	1	6	12	2	0
	Rochester	AAA	.074	12	27	0	2	1	0	0	3	1	8	0	0
1998	Delmarva	A	.263	113	361	46	95	16	1	2	39	33	66	21	7
	Bowie	AA	.286	5	14	1	4	0	0	0	1	1	3	0	0
Minor Lg. Totals			.369	368	1172	145	433	44	4	7	133	117	251	62	32

1998: Batted .232 (58-250) thru July at Delmarva before hitting .333 (37-111) in August... Finished season at Delmarva with an 8-game hitting streak (.343, 12-35) before joining Bowie on 9/3 following South Atlantic League playoffs... 1997: Started season at Frederick... Was recalled by Bowie on 5/23 to replace injured Juan Bautista and started 16 games for Baysox... Went 7-26 between 0-10 stretches... Was promoted to Rochester on 6/10 before returning to Frederick on 6/16... Was youngest player (19) at Triple A level in '97... Rejoined Rochester on 8/21... Batted .325 (14-43) in 14 games for San Pedro Orioles in Dominican Winter League... 1996: Finished 3rd in organization with 28 steals, behind Bluefield teammates Curtis Charles (31) and Darrell Dent (30)... Named in *Baseball America's* "Tools of the Trade" survey as best defensive shortstop in the Carolina League... Began season as Frederick's regular shortstop and batted .353 (12-34) in 9 games, 4/17-25... Batted .278 (37-133) at home but only .153 (17-111) on the road... Sent to Bluefield 7/14... At Bluefield, batted .448 (13-29) over 8-game stretch, 7/29-8/5, to raise average from .159 to .274... Went 7-for-49 (.143) in his last 16 games to finish at .221... 1995: Selected to the post-season All-Star team in the Appalachian League... Led league shortstops in double plays with 31... Played for Orioles during spring training game on 4/20 at Fort Myers (FL) and hit an inside-the-park grand slam off Boston's Chris Howard... **Personal/Amateur:** Enjoys playing dominos.

## MARTINEZ, WILLIAM A. [1B]

**HT:** 6-3; **WT:** 230; **B:** R; **T:** R; **Signed by:** Carlos Bernhardt; **Born:** May 18, 1980, San Jose de los Llanos, DR; **Resides:** Santo Domingo, DR; **Acquired:** Signed as a non-drafted free agent Sept. 11, 1996, to a 1997 contract.

Year	Club	CL	AVG	G	AB	R	H	2B	3B	HR	RBI	BB	SO	SB	CS
1997	Dominican Summer League														
1998	Dominican Summer League														

1998: Played for Santo Domingo Twins in Dominican Summer League... Batted .191 (21-110) in 41 games... Had 3 doubles and 4 HR with 16 RBI... 1997: Batted .111 (11-99) in 34 games for San Pedro Orioles in Dominican Summer League... Had 1 double and 2 homers with 7 RBI... Played for same team in Dominican Winter League following season and batted .267 (4-24) in 15 games.

## MARTINEZ, WILLIAM ENRIQUE [1B]

**HT:** 6-2; **WT:** 170; **B:** R; **T:** R; **Signed by:** Ubaldo Heredia; **Born:** Jan. 16, 1981, Caracas, Venezuela; **Resides:** Caracas, Venezuela; **Acquired:** Signed as a non-drafted free agent Sept. 24, 1998, to a 1999 contract.

Year	Club	CL	AVG	G	AB	R	H	2B	3B	HR	RBI	BB	SO	SB	CS
1999	Will be first professional season														

**Personal/Amateur:** Goes by his middle name, Enrique.

## MASTRONLONARDO, DAVID [RHP]

**HT:** 6-4; **WT:** 224; **B:** R; **T:** R; **Signed by:** Syd Thrift; **Born:** Aug. 23, 1974, Staten Island, NY; **Resides:** Satellite Beach, FL; **Acquired:** Signed as a non-drafted free agent June 11, 1997.

Year	Club	CL	W	L	ERA	G	GS	CG	SHO	SV	IP	H	R	ER	HR	BB	SO
1997	Bluefield	R	4	0	1.08	26	0	0	12	33.1	15	5	4	3	12	45	
1998	Frederick	A	1	6	5.01	48	0	0	15	55.2	59	34	31	7	29	69	
Minor Lg. Totals			5	6	3.54	74	0	0	27	88.3	74	39	35	10	41	114	

1998: Was 4<sup>th</sup> in Carolina League in games finished (37) and strikeouts/9IP

among relievers (11.24) and 5<sup>th</sup> in saves (15)... Walked only 1 batter over span of 11 appearances, 5/3-27... From 5/17-5/26, earned save in all 5 appearances, pitching 5 scoreless innings... Had only 2 saves after 6/2 and finished 15-for-21 in save opportunities... 1997: Led Appalachian League in saves (12) and relief points (44)... Held opponents to .128 (15-117)... Did not allow an earned run in 11 consecutive games, 7/7-8/5 (15.1 IP, 4 H, 1 R)... Named as relief pitcher on Appy League's post-season all-star team... **Personal/Amateur:** Graduated from Satellite Beach (FL) HS in 1993... Attended Central Florida University, the University of Miami and Brewton-Parker College in Georgia... Hobbies are volleyball, racquetball and basketball... Works at baseball camps and speaks to elementary school classes in the off-season... Single.

## MATOS, LUIS D. [OF]

**HT:** 6-0; **WT:** 179; **B:** R; **T:** R; **Signed by:** Dean Decillis; **Born:** Oct. 30, 1978, Bayamon, PR; **Resides:** Bayamon, PR; **Acquired:** Orioles 10th round pick in the 1996 First Year Player Draft.

Year	Club	CL	AVG	G	AB	R	H	2B	3B	HR	RBI	BB	SO	SB	CS
1996	Gulf Coast	R	.292	43	130	21	38	2	0	0	13	15	18	12	7
1997	Delmarva	A	.210	36	119	10	25	1	2	0	13	9	21	8	5
	Bluefield	R	.275	61	240	37	66	7	3	2	35	20	36	26	4
1998	Delmarva	A	.272	133	503	73	137	26	6	7	62	38	90	42	14
	Bowie	AA	.263	5	19	2	5	0	0	1	3	1	1	1	1
Minor Lg. Totals			.268	278	1011	143	271	36	11	10	126	83	239	89	31

1998: Spent the season at Delmarva before moving up to Bowie at end of South Atlantic League season... Led Orioles organization with 43 stolen bases... Batted .325 (26-80) in August with 10 RBI and 12 runs... Joined Bowie on 9/3 and hit 3-run HR vs. Reading in season finale 9/7... 1997: Began season at Delmarva before moving to Bluefield... Tied for 2nd in Appalachian League with 26 steals... Tied for 1st in stolen base pct. at .867 (26-30)... Stole bases in 6 straight games, going 7-for-7, 8/19-24... Batted .309 (34-110) in August... Batted .253 (91-359) combined between Delmarva and Bluefield... 1996: Batted .395 (17-43) while hitting safely in 13 of 14 games from 8/7-23... Committed his only error in his 1st game in the outfield 7/3, then played errorless ball in final 40 games... **Personal/Amateur:** Graduated with honors from the Disciple of Christ Academy in Bayamon, PR, on 6/19 and left that day for rookie ball... Was MVP of school's baseball, basketball and volleyball teams and also ran track... Member of Puerto Rico teams that won the Mustang level World Series in Puerto Rico, was runner-up at the Pony World Series and won the Colt World Series... Was 3rd pick overall by Caguas in Puerto Rican Winter League draft.

## MCCOMMON, JASON HEATH [RHP]

**HT:** 6-0; **WT:** 187; **B:** R; **T:** R; **Signed by:** Pat Sullivan (Expos)... Was Montreal's 10<sup>th</sup> round selection in 1994 First Year Player Draft; **Born:** Aug. 9, 1971, Memphis, TN; **Resides:** Memphis, TN; **Acquired:** Signed as a minor league free agent May 4, 1998.

Year	Club	CL	W	L	ERA	G	GS	CG	SHO	SV	IP	H	R	ER	HR	BB	SO
1994	Vermont	A	3	4	3.56	24	3	0	0	4	48.0	47	20	19	0	15	47
1995	West Palm Beach	A	7	11	3.75	26	26	3	0	1	156.0	153	75	65	13	38	94
1996	Harrisburg	AA	10	10	3.94	30	24	1	0	1	153.0	169	88	67	13	44	92
1997	Harrisburg	AA	6	3	5.01	29	8	0	0	0	82.2	81	50	46	13	39	58
1998	Harrisburg	AA	1	0	3.72	6	0	0	0	1	9.2	8	4	4	1	6	7
	Bowie	AA	8	8	4.28	23	19	2	0	0	124.0	113	63	59	17	42	73
Minor Lg. Totals			35	36	4.08	138	80	6	1	6	573.1	571	300	260	57	184	371

1998: Signed on 5/4 after being released by Montreal on 4/28... Began season at AA Harrisburg... With Bowie, went 2-0 and did not allow a run in 9.2 IP in relief and 6-8 with a 4.64 ERA as a starter... From 5/26-6/11, he went 4-0 in 5 games with a 1.02 ERA (18.2IP, 2 ER)... Hurlled 7 no-hit innings vs. Reading in a 1-0 win 6/6... Went 0-4 in a span of 7 starts, 6/17-7/27, despite posting a 3.35 ERA (37.2IP, 14 ER)... Both complete games came against Portland in an 11-day span, 8/7-17... Opponents hit .292 off him in the 1<sup>st</sup> inning, only .235 thereafter... 1997: Spent 2<sup>nd</sup> season at AA Harrisburg... Moved to bullpen midway through season... 1996: In 1<sup>st</sup> year at AA Harrisburg, tied for club lead with 10 wins and was 2<sup>nd</sup> in starts (24) and innings pitched (153.0) for Eastern League champs... 1995: Made 26 starts for West Palm Beach, tied for team lead and 2<sup>nd</sup> in Expos organization... Was 2<sup>nd</sup> in organization with 156.0IP... 1994: Was 2nd on Vermont staff in games (24) and saves (4) in 1<sup>st</sup> pro season... **Personal/Amateur:** Graduated from Briarcrest HS in Memphis, TN, in '90 and from Memphis State University in '94... Married the former Cara Inman (9/28/96)... Hobby is playing golf.

**MCDUGAL, MICHAEL (MIKE) N. [RHP]**

**HT: 6-4; WT: 215; B: L; T: R; Signed by:** Manuel Guerra (Cardinals)...Was St. Louis' 31<sup>st</sup> round selection in 1994 First Year Player Draft; **Born:** Mar. 22, 1975, Las Vegas, NV; **Resides:** Las Vegas, NV; **Acquired:** Selected from San Diego in the minor league phase of the 1998 Rule V Draft, Dec. 14, 1998.

Year	Club	CL	AVG	G	AB	R	H	2B	3B	HR	RBI	BB	SO	SB	CS
1994	Cardinals	R	.270	21	74	13	20	6	0	0	6	8	16	2	1
1995	Savannah	A	.080	15	50	2	4	0	0	0	4	2	17	1	1
	Johnson City	R	.175	32	97	8	17	3	1	3	12	6	27	0	2
Minor Lg. Totals			.186	68	221	23	41	9	1	3	22	16	60	3	4

Year	Club	CL	W	L	ERA	G	GS	CG	SHO	SV	IP	H	R	ER	HR	BB	SO
1995	Johnson City	R	0	0	0.00	1	0	0	0	0	0.0	0	0	0	0	1	0
1996	New Jersey	A	1	1	7.08	14	0	0	0	0	20.1	20	17	16	4	4	25
1997	New Jersey	A	4	4	2.49	13	11	2	2	0	68.2	62	24	19	1	9	63
1998	Prince William	A	3	0	2.81	17	2	0	0	0	32.0	38	11	10	4	2	28
	Arkansas	AA	2	3	4.94	24	0	0	0	1	31.0	45	21	17	7	5	16
Minor Lg. Totals			10	8	3.67	69	13	2	2	1	152.0	165	73	62	16	21	132

1998: Began season at Class A Prince William and finished at AA Arkansas...Combined to go 5-3 with a 3.86 ERA (63.0IP, 27ER) with 44 K and only 7 walks...In 3 full seasons on mound has 6.6-to-1 K/BB ratio and has averaged only 1.18 walks/9IP...1997: Moved to starting rotation in 2<sup>nd</sup> season with New Jersey...Was 9<sup>th</sup> in the New York-Penn League with a 2.49 ERA and tied or league lead with 2 shutouts...1996: Moved to the mound and pitched 14 games in relief for New Jersey...Struck out 11.07 batters/9IP and had 6.25-to-1 K/BB ratio...1995: Batted a combined .143 (21-147) in 47 games between Savannah and Johnson City...Pitched in one game for Johnson City, walking only batter he faced...1994: Signed as a first baseman and played 21 games at 1B in Arizona League...Personal/Amateur: Attended Taft College.

**MCGEE, THOMAS S. (TOM) [CA]**

**HT: 5-11; WT: 193; B: R; T: R; Signed by:** Gil Kubschi; **Born:** Jan. 29, 1975, Glendale, CA; **Resides:** Rialto, CA; **Acquired:** Signed as a non-drafted free agent June 13, 1997.

Year	Club	CL	W	L	ERA	G	GS	CG	SHO	SV	IP	H	R	ER	HR	BB	SO
1997	Bluefield	R	0	1	54.00	1	0	0	0	0	0.1	2	2	2	1	0	0
Minor Lg. Totals			0	1	54.00	1	0	0	0	0	0.1	2	2	2	1	0	0

Year	Club	CL	AVG	G	AB	R	H	2B	3B	HR	RBI	BB	SO	SB	CS
1997	Bluefield	R	.244	27	86	14	21	5	0	1	8	11	22	2	1
1998	Delmarva	A	.268	50	123	16	33	5	0	2	14	9	23	4	2
Minor Lg. Totals			.258	77	209	30	54	10	0	3	22	20	45	6	3

1998: Spent season at Delmarva...Caught in 39 games...Combined to hit .306 (19-62) in May and June, but batted only .230 (14-61) the rest of the season...1997: Batted .304 (7-23) in 7 games, all as a DH, in June...Personal/Amateur: Is a 1993 graduate of Eisenhower HS in Rialto, CA...Was MVP and all-conference as a senior...Attended California Lutheran University for two years, batting .407 with 14 home runs as a senior...Enjoys volleyball and fishing.

**MENATT, JOSHUA BRETT (JOSH) [LHP]**

**HT: 6-4; WT: 205; B: S; T: L; Signed by:** Marc Ziegler; **Born:** July 23, 1977, Jackson, TN; **Resides:** Jackson, TN; **Acquired:** Orioles 6th round selection in 1996 First Year Player Draft.

Year	Club	CL	W	L	ERA	G	GS	CG	SHO	SV	IP	H	R	ER	HR	BB	SO
1996	Gulf Coast	R	3	2	2.18	12	8	0	0	0	53.2	36	15	13	1	12	42
	Bluefield	R	0	1	8.53	2	1	0	0	0	6.1	10	6	6	1	6	7
1997	Delmarva	A	6	2	3.63	28	11	0	0	1	96.2	97	48	39	4	45	73
1998	Frederick	A	11	8	3.15	27	26	3	1	0	157.1	141	78	55	10	70	118
Minor Lg. Totals			20	13	3.24	69	46	3	1	1	314.0	284	147	113	16	133	240

1998: Finished 3<sup>rd</sup> in Carolina League with 70 walks and tied for 5<sup>th</sup> in complete games (3) and shutouts (1)...Complete game was a 7-inning 2-hit victory 5/2 vs. Wilmington...In his 1<sup>st</sup> 7 starts through 5/17, went 3-1 with a 0.88 ERA (41.0IP, 4ER)...Won 3 straight games, 8/9-19, striking out 19 batters in 19.1IP, and pitched to a 2.66 ERA (40.2IP, 12ER) over his final 6 starts...Was named to Carolina League All-Star team...Tied for organization lead with 11 victories and was 3<sup>rd</sup> in ERA among O's farmhands...1997: Began season in bullpen before moving into starting rotation in late June...In 11 starts went 5-2 with a 2.84 ERA (57.0IP, 18ER)...Had a 1.71 ERA in July in 5 games (4 starts)...Was 9th in Orioles organization with a 3.63 ERA...1996: Was 3rd among Gulf Coast

League starters allowing opponents only a .188 batting average (36-191)...Was 2nd among starters allowing only 8.18 baserunners/9 IP...Was 12th in league with a 2.18 ERA...Was 2-1 with a 1.16 ERA in 5 games (4 starts) in July...Personal/Amateur: Played baseball at Motlow State CC in Tullahoma, TN...Graduate of the University School of Jackson, TN...Played in state tournament in baseball and state championship game in football at University School...Played in the Connie Mack World Series...Hobbies are golf and skiing.

**MEDINA, LEONARDO (LEON) [RHP]**

**HT: 6-3; WT: 160; B: R; T: R; Signed by:** Salvador Ramirez; **Born:** May 31, 1982, Santa Fe, DR; **Resides:** Santa Fe, DR; **Acquired:** Signed as a non-drafted free agent July 21, 1998, to a 1999 contract.

Year	Club	CL	W	L	ERA	G	GS	CG	SHO	SV	IP	H	R	ER	HR	BB	SO
1999																	

Will be first professional season

**MEJIA, FRANCISCO [LHP]**

**HT: 6-1; WT: 140; B: L; T: L; Signed by:** Carlos Bernhardt; **Born:** June 17, 1980, La Romana, DR; **Resides:** San Rafael del Yuma, DR; **Acquired:** Signed as a non-drafted free agent Dec. 7, 1996.

Year	Club	CL	W	L	ERA	G	GS	CG	SHO	SV	IP	H	R	ER	HR	BB	SO
1997																	
1998																	

Dominican Summer League

1998: Pitched in 6 games for San Pedro Orioles in Dominican Summer League...Went 0-2 with a 7.37 ERA (17.1IP, 14ER)...Made 2 starts.

**MONTILLA, ELVIS D. [RHP]**

**HT: 6-3; WT: 165; B: R; T: R; Signed by:** Carlos Bernhardt; **Born:** Aug. 26, 1981, Ramon Santana, DR; **Resides:** Ramon Santana, DR; **Acquired:** Signed as a non-drafted free agent Nov. 28, 1997.

Year	Club	CL	W	L	ERA	G	GS	CG	SHO	SV	IP	H	R	ER	HR	BB	SO
1998																	

Dominican Summer League

1998: Pitched for San Pedro Orioles in Dominican Summer League...Went 3-2 with a 4.32 ERA (56.2IP, 27ER) in 14 games, including 10 starts.

**MONZON, FRANCISCO JUAN [CA]**

**HT: 6-0; WT: 190; B: R; T: R; Signed by:** Dean Decillis; **Born:** Nov. 8, 1979, Carolina, Puerto Rico; **Resides:** Carolina, Puerto Rico; **Acquired:** Orioles 9<sup>th</sup> round selection in 1998 First Year Player Draft.

Year	Club	CL	AVG	G	AB	R	H	2B	3B	HR	RBI	BB	SO	SB	CS
1998	Gulf Coast	R	.117	32	77	3	9	1	0	0	5	5	17	0	0
Minor Lg. Totals			.117	32	77	3	9	1	0	0	5	5	17	0	0

1998: Spent first pro season with Gulf Coast League O's...Went 8 games and 19 AB before registering 1<sup>st</sup> hit on 7/22, then batted .350 (7-20) over next 8 games...Personal/Amateur: Attended Lorenzo Vizcarrondo HS in Puerto Rico.

**MURPHY, BRIAN CLELAND [RHP]**

**HT: 6-6; WT: 199; B: L; T: R; Signed by:** Marc Ziegler; **Born:** Jan. 20, 1976, Detroit, MI; **Resides:** North Street, MI; **Acquired:** Signed as a non-drafted free agent June 12, 1998.

Year	Club	CL	W	L	ERA	G	GS	CG	SHO	SV	IP	H	R	ER	HR	BB	SO
1998	Gulf Coast	R	0	0	1.42	3	0	0	0	1	6.1	7	3	1	0	2	2
	Bluefield	R	3	4	3.32	14	6	3	1	0	57.0	65	29	21	3	7	41
Minor Lg. Totals			3	4	3.13	17	6	3	1	1	63.1	72	32	22	3	9	43

1998: Finished 3 games in relief for Gulf Coast O's before moving up to Bluefield...Made only 6 of 14 appearances as starter for Bluefield but led Appalachian League with 3 complete games, tied for most among short-season pitchers...Also led Appy League relievers with 0.85 walks/9IP...From 7/1-21, made 6 relief appearances and went 1-0, striking out 16 batters and walking none in 14.1IP while allowing 1 run...Pitched a complete game shutout on 7/31 vs. Martinsville...Personal/Amateur: Attended Michigan State University.



# NDUNGIDI, NTEMA [OF]

**HT:** 6-2; **WT:** 199; **B:** L; **T:** R; **Signed by:** Wayne Norton & Manny Estrada; **Born:** March 15, 1979, Kisangani, Zaire; **Resides:** Montreal, Quebec, Canada; **Acquired:** Orioles 3rd selection (sandwich pick between 1st and 2nd rounds) of 1997 First Year Player Draft, 36th selection overall...Draft choice was acquired as compensation from NY Yankees for free agent signing of LHP David Wells.

Year	Club	CL	AVG	G	AB	R	H	2B	3B	HR	RBI	BB	SO	SB	CS
1997	Gulf Coast	R	.185	18	54	10	10	2	1	2	7	12	15	4	0
1998	Bluefield	R	.295	59	210	26	62	10	5	7	35	35	52	6	5
	Frederick	A	.000	1	2	0	0	0	0	0	0	0	0	1	0
Minor Lg. Totals			.271	78	266	36	72	12	6	9	42	47	67	10	5

1998: Made great strides in 1<sup>st</sup> full pro season...Rated by *Baseball America's* organization's 8<sup>th</sup> best prospect and 8<sup>th</sup> best prospect in Appalachian League...Was batting .203 (25-123) with 6 XBH through July before hitting .425 (37-87) in August, with 7 2B, 4 3B, 5 HR, 14 runs and 26 RBI in 25 games in August...Hit in 14 of 15 games, 7/31-8/13, batting .490 (24-49)...Led Bluefield in hits (62), 2B (10) and 3B (5)...Finished season at Frederick, appearing in 1 game...1997: Did not sign until August and played only final month of season...Half his hits were for extra bases...Hit .294 (7-24) on the road and .100 (3-30) at home in Sarasota...**Personal/Amateur:** Name is pronounced ENN-teema DOON-gee-dee...Nickname is "Pappy"...Moved with family from Africa to Montreal in 1982 at age 3...Graduated from Edouard Montpetit HS in Quebec...School did not have a baseball team...Played for Canada's Academy of Baseball select team, comprised of best amateur players in country...Homered off a speaker bank near the top of Montreal's Olympic Stadium in an amateur game...Is the highest drafted Quebecer ever...Pitcher Martin Mainville was selected with the 55th pick of the 1995 draft by the hometown Expos...Worked out with Orioles in Toronto before signing.

# NELSON, TIMOTHY L. [3B]

**HT:** 6-3; **WT:** 207; **B:** R; **T:** R; **Signed by:** Gil Kubski; **Born:** May 10, 1978, Calgary, Alberta, Canada; **Resides:** Calgary, Alberta, Canada; **Acquired:** Orioles 7<sup>th</sup> round selection in 1998 First Year Player Draft and signed to a 1999 contract.

Year	Club	CL	AVG	G	AB	R	H	2B	3B	HR	RBI	BB	SO	SB	CS
1999															

Will be first professional season

**Personal/Amateur:** Graduated from Ernest Manning HS in Calgary in 1996...Graduated from Allan Hancock Jr. College in '98...Played baseball both years...Was WSC Player of the Year as a sophomore...Moved from 1B to 3B because his team didn't have one...Played in Canada Summer Games and for Canadian National Team...Hobbies include music, pool and ice hockey.

# NOLASCO, REGINO [SS]

**HT:** 6-0; **WT:** 149; **B:** R; **T:** R; **Signed by:** Carlos Bernhardt; **Born:** July 28, 1979, San Pedro de Macoris, DR; **Reside:** San Pedro de Macoris, DR; **Acquired:** Signed as a non-drafted free agent Mar. 20, 1996.

Year	Club	CL	AVG	G	AB	R	H	2B	3B	HR	RBI	BB	SO	SB	CS
1996															
1997	Gulf Coast	R	.224	58	165	17	37	10	0	1	18	21	33	3	7
1998	Bluefield	R	.233	66	215	27	50	7	3	0	26	15	40	12	5
Minor Lg. Totals			.229	124	380	44	87	17	3	1	44	36	73	15	12

1998: Was tied for 3<sup>rd</sup> in Appalachian League in games played (66)...Played 53 games at SS and 13 at 2B...Had 7-game and 8-game hitting streaks...1997: Was 2nd among Gulf Coast League 2Bs with .971 fielding pct...Batted .262 (22-84) in July...In Dominican Winter League, batted .238 (21-88) in 32 games for San Pedro Orioles...1996: Played for San Pedro Orioles in Dominican Summer League...Batted .265 (60-226) in 69 games with 10 doubles, 2 triples, 2 HR and 13 RBI...Was 3rd in DSL and led team with 32 steals and was caught only 3 times.

# OJEDA, OCTAVIO (AUGIE) [INF]

**HT:** 5-9; **WT:** 165; **B:** S; **T:** R; **Signed by:** Lamar North; **Born:** Dec. 20, 1974, Los Angeles, CA; **Resides:** South Gate, CA; **Acquired:** Orioles 13th round selection in the 1996 First Year Player Draft.

Year	Club	CL	AVG	G	AB	R	H	2B	3B	HR	RBI	BB	SO	SB	CS
1996															
1997	Bowie	AA	.294	58	204	33	60	9	1	2	23	31	17	7	0
	Frederick	A	.344	34	128	25	44	11	1	1	20	18	18	2	5
	Rochester	AAA	.234	15	47	5	11	3	1	0	6	8	4	1	2
1998	Gulf Coast	R	.400	4	15	6	6	2	0	0	2	3	1	3	0
	Bowie	AA	.256	73	254	36	65	10	2	1	19	36	30	0	3
Minor Lg. Totals			.287	184	648	105	186	35	5	4	70	96	70	13	10

1998: Suffered fractured hamate bone in his right wrist and had surgery in April...Was activated and sent to Bowie on 6/25...Batted .311 (32-103) in July...Hit in 9 straight games, 8/1-9 (324, 12-37), to raise average to .306, but batted only .175 (17-97) the remainder of the season...Batted .356 and hit safely in 18 of 20 games, 7/21-8/9...Played 30 consecutive errorless games at SS, 7/31-8/27...1997: Invited to Orioles spring training camp as non-roster player in 1st pro season...Became 3rd player to make pro debut with AA Bowie (Jeffrey Hammonds and Robby Lasater are the others)...Batted .222 (18-81) in 24 games before being sent to Class A Frederick on 5/4...Hit .344 for Keys before return to Bowie 6/14...Batted .341 (42-123) in 2nd stint with Baysox...Called up to AAA Rochester on 7/17 and played 15 games before strained right hamstring ended season in early August...Combined to hit .303 (115-379) for 3 teams...Batted .315 (90-286) left-handed and .269 (25-93) right-handed...Played for Phoenix in Arizona Fall League, batting .187 in 32 games...**Personal/Amateur:** Played two years ('95-'96) for Team USA and won a bronze medal at the Atlanta Olympics in 1996...Appeared in 34 games, 15 starts, for USA Baseball in 1996 and batted .213 (10-47)...Hit .287 (23-80) the previous year...Was one of five non-NCAA Division I players invited to USA Baseball's spring camp in 1995...Won the Individual Sportsmanship Award at the National Baseball Congress World Series while playing for USA Baseball...Hit .317 in 54 games in only season at University of Tennessee...Was 1st team All-Southeastern Conference...Played for Cypress (CA) Community College in 1994-95...Named California Jr. College State Tournament MVP and to the All-Southern California Team in '94...Played in Cape Cod League that summer...In 1995 was co-MVP of the Orange Empire Conference and an All-America selection...Graduated from Pius X HS in Downey, CA where he lettered in baseball 4 years and in football once...Was a three-time All-League choice in baseball and the school's "Athlete of the Year" as a senior...Hobbies include baseball card collecting and playing sports...Single.

# OSAL, EDECIO JOSE [LHP]

**HT:** 6-1; **WT:** 180; **B:** L; **T:** L; **Signed by:** Arturo Sanchez; **Born:** Mar. 1, 1982, Barquisimeto, Venezuela; **Resides:** Barquisimeto, Venezuela; **Acquired:** Signed as a non-drafted free agent Aug. 12, 1998, to a 1999 contract.

Year	Club	CL	W	L	ERA	G	GS	CG	SHO	SV	IP	H	R	ER	HR	BB	SO
1999																	

Will be first professional season

# PACHECO, JUAN CARLOS [SS]

**HT:** 6-0; **WT:** 176; **B:** R; **T:** R; **Signed by:** Jim Howard; **Born:** Nov. 4, 1976, Santo Domingo, DR; **Resides:** Newark, NJ; **Acquired:** Orioles 22nd round selection in 1997 First Year Player Draft.

Year	Club	CL	AVG	G	AB	R	H	2B	3B	HR	RBI	BB	SO	SB	CS
1997	Bluefield	R	.197	47	132	21	26	3	1	1	12	11	32	2	4
1998	Delmarva	A	.000	1	3	1	0	0	0	0	0	1	3	0	0
	Gulf Coast	R	.267	31	116	20	31	6	1	2	11	9	17	5	3
	Bluefield	R	.227	12	44	7	10	1	0	0	3	3	5	0	0
Minor Lg. Totals			.227	91	295	49	67	10	2	3	26	24	57	7	7

1998: Batted .252 (41-163) between Gulf Coast, Bluefield and Delmarva...Batted .333 (10-30) in June with GCL O's before moving to Bluefield...Played primarily 2B...Appeared in 1 game as a DH for Delmarva...1997: Played 3B (22 games), SS (16) and 2B (9) for Bluefield...**Personal/Amateur:** Graduated from Newark (NJ) Eastside HS in 1994...Earned 4 letters in baseball and 3 letters in football...Attended Rutgers University-Newark for three years and earned all-conference in baseball all three seasons...Played Little League and American Legion baseball...Once homered at Fenway Park in a summer league game.

# PARONTO, CHAD M. [RHP]

**HT:** 6-5; **WT:** 255; **B:** R; **T:** R; **Signed by:** Leo Labossiere; **Born:** July 28, 1975, Woodsville, NH; **Resides:** North Haverhill, NH; **Acquired:** Orioles 8th round selection in 1996 First Year Player Draft.

Year	Club	CL	W	L	ERA	G	GS	CG	SHO	SV	IP	H	R	ER	HR	BB	SO
1996	Frederick	A	0	1	4.80	8	1	0	0	0	15.0	11	9	8	0	8	6
	Bluefield	R	1	1	1.69	9	2	0	0	1	21.1	16	4	4	0	5	24
1997	Delmarva	A	6	9	4.74	28	23	0	0	0	127.1	133	95	67	9	56	93
1998	Frederick	A	7	6	3.13	18	18	0	0	0	103.2	116	44	36	4	39	87
	Bowie	AA	1	3	5.80	8	7	0	0	1	35.2	38	30	23	1	23	28
Minor Lg. Totals			15	20	4.10	71	51	0	0	2	303.0	314	182	138	14	131	238

1998: Combined to go 8-9 with a 3.82 ERA in 26 games between Frederick and Bowie... Was 7<sup>th</sup> in organization in ERA... Began season at Frederick... Won his 1<sup>st</sup> 2 starts and finished April with a 1.25 ERA (21.2IP, 3 ER)... Was winning pitcher for O's minor league All-Stars in game vs. big league Orioles 5/4 at Bowie, pitching 3 scoreless innings... Promoted to AA Bowie on 7/27 and made 7 starts before making lone relief appearance in season finale, earning save with 1-hit, 7K, 4-inning performance in 5-0 win over Reading... Recorded only win 8/21 vs. Norwich... Allowed 23 H and 15 BB in 14.2 IP over last 4 starts... 1997: Did not allow an earned run over 3 straight games, including 2 starts, 7/18-28 (11.0 IP, 7 H, 0 R)... Went 4-1 with a 2.41 ERA in 7 starts for Perth in the Australian Baseball League following season... 1996: Combined for 1-2 record and 2.97 ERA (36.1 IP, 12 ER) between Frederick and Bluefield and held opponents to a .208 average (27-130)... Began pro career 6/30 at Bluefield and was promoted to Frederick 12 days later... Did not allow a run in his 1st 5 games at Frederick (10.1 IP)... Returned to Bluefield on 8/5 and allowed only 2 earned runs in 13.1 IP (1.35 ERA) with 15 strikeouts in 5 appearances... Personal/Amateur: Played at University of Massachusetts-Amherst... Team advanced to NCAA Regionals in '95 and '96... Graduated in 1993 from Woodsville (NH) HS, where he played soccer, basketball and baseball... Was all-state in basketball and baseball... Scored more than 1,000 points in basketball and was named New Hampshire's Player of the Year in baseball... His uncle, Dennis Paronto, played in the Braves organization in the 70's... Does construction work in the off-season... Hobbies are sailing, computer programming and coin collecting... Single.

#### PARRISH, JR., JOHN HENRY [LHP]

HT: 5-11; WT: 181; B: L; T: L; Signed by: Jim Howard; Born: Nov. 26, 1977, Lancaster, PA; Resides: Lancaster, PA; Acquired: Orioles 25th round selection in 1996 First Year Player Draft.

Year	Club	CL	W	L	ERA	G	GS	CG	SHO	SV	IP	H	R	ER	HR	BB	SO
1996	Gulf Coast	R	2	0	1.86	11	0	0	0	2	19.1	13	5	4	0	11	33
	Bluefield	R	2	1	2.70	8	0	0	0	1	13.1	11	6	4	0	9	18
1997	Delmarva	A	3	3	3.84	23	10	0	0	1	72.2	69	39	31	7	32	76
	Bowie	AA	1	0	1.80	1	1	0	0	0	5.0	3	1	1	0	2	3
	Frederick	A	1	3	6.04	5	5	0	0	0	22.1	23	18	15	3	16	17
1998	Frederick	A	4	4	3.27	16	16	1	0	0	82.2	77	39	30	5	27	81
Minor Lg. Totals			13	11	3.55	64	32	1	0	4	215.1	196	108	85	15	97	228

1998: From 5/1 on, went 4-3 with a 2.26 ERA (63.2IP, 16ER) in 12 starts, with 66 Ks... Lefties hit .191 (9-47) off him on the season... Was a spring training invitee to major league camp and started for the Orioles in the Hall of Fame Game at Cooperstown NY vs. Toronto on 7/27, allowing 1 run in 4 IP... 1997: Combined to go 5-6 with a 4.23 ERA in 29 games (100.0 IP, 95H, 47ER, 50BB, 96K) for Delmarva, Frederick and Bowie... Called up for spot start for Bowie on 6/17 at Norwich and won, 5-1, allowing 1st inning run... Went 2-3 with a 5.06 ERA in 10 games for Maui in the Hawaiian Winter League following season... 1996: Combined to go 4-1 with 3 saves and a 2.20 ERA between Gulf Coast and Bluefield (32.2 IP, 8 ER)... Allowed 24 hits, walked 20 and struck out 51... Led Gulf Coast relievers in strikeouts/9 IP (15.36)... Opposing hitters in the 2 leagues batted only .200 (24-120) against him... Personal/Amateur: Graduate of J.P. McCaskey HS in Lancaster... Played football, baseball, and wrestled... Made all-league team as a pitcher/outfielder... Enjoys golf and bowling in his spare time.

#### PAULINO, GIL M. [OF]

HT: 6-0; WT: 155; B: L; T: L; Signed by: Carlos Bernhardt; Born: Jan. 12, 1981, Ramon Santana, DR; Resides: Ramon Santana, DR; Acquired: Signed as a non-drafted free agent Nov. 7, 1997.

Year	Club	CL	AVG	G	AB	R	H	2B	3B	HR	RBI	BB	SO	SB	CS
1998	Dominican Summer League														

1998: Batted .214 (15-70) in 28 games for San Pedro Orioles in Dominican Summer League... Had 4 doubles and a triple... Batted .275 in 11 games for San Pedro Orioles in '97-'98 Dominican Winter League.

#### PAULINO, MODESTO [OF]

HT: 6-1; WT: 170; B: L; T: L; Signed by: Patrick Guerrero; Born: July 22, 1980, Bani, DR; Resides: Bani, DR; Acquired: Signed as a non-drafted free agent July 4, 1997, to a 1998 contract.

Year	Club	CL	AVG	G	AB	R	H	2B	3B	HR	RBI	BB	SO	SB	CS
1998	Dominican Summer League														

1998: Hit .313 (40-128) in 42 games for San Pedro Orioles in Dominican Summer League... Was 2<sup>nd</sup> on team with 11 doubles, 5 HR and 18 XBH... Had 22 RBI.

#### PAXTON, CHRISTOPHER (CHRIS) WAYNE [CA]

HT: 6-2; WT: 210; B: L; T: R; Signed by: Paul Fryer; Born: Dec. 11, 1976, Tarzana, CA; Resides: Palmdale, CA; Acquired: Orioles 45th round selection in 1995 First Year Player Draft.

Year	Club	CL	W	L	ERA	G	GS	CG	SHO	SV	IP	H	R	ER	HR	BB	SO
1997	Bowie	AA	0	0	0.00	1	0	0	0	0	2.0	1	0	0	0	0	1
Minor Lg. Totals			0	0	0.00	1	0	0	0	0	2.0	1	0	0	0	0	1

Year	Club	CL	AVG	G	AB	R	H	2B	3B	HR	RBI	BB	SO	SB	CS
1995	Gulf Coast	R	.226	11	31	1	7	1	1	0	6	1	4	0	0
1996	Bakersfield	COOP	.248	85	270	30	67	14	0	11	39	35	90	0	0
	Frederick	A	.267	4	15	1	4	0	0	1	4	5	0	0	0
1997	Frederick	R	.303	38	109	19	33	8	0	3	22	19	26	0	0
	Bluefield	AA	.136	12	22	1	3	1	0	0	1	1	7	0	0
1998	Delmarva	A	.259	63	170	20	44	11	0	1	19	27	39	0	1
Minor Lg. Totals			.256	213	617	72	158	35	1	16	88	83	171	0	1

1998: Spent season at Class A Delmarva, mostly as back-up catcher... Was hitting .303 (31-111) through June, but batted only .220 (13-59) combined in July and August to drop average 44 points to final .259... 1997: Combined to hit .274 (40-146) at 3 levels... Hit .436 (17-39) over 14-game span 7/18-8/1 at Bluefield... Was with Bowie 6/13-7/5 and again for 1 game on July 10... Pitched 2 scoreless innings for Baysox at Binghamton on 6/20... 1996: Caught 39 games, played 20 at 1B and was DH in 28... Batted .129 (4-34) in 1st 12 games, then hit .298 (50-168) over next 58 games thru 7/14 to raise average to season-high .271... Went on DL 8/7 with a broken foot and was out the rest of the season... 1995: Caught all 11 games he played for Sarasota in Gulf Coast League... Personal/Amateur: Is a 1995 graduate of Palmdale (CA) HS... Played baseball, football and basketball there... Was Golden League Player of the Year in '95... Set a California Interscholastic Federation record with 43 doubles... Selected All-SS-CIF catcher by the Los Angeles Times and the Daily News... Enjoys golf, fishing, bowling and collecting baseball cards... Develops trophies and awards in the off-season.

#### PAZ (PENA), RICHARD ALEXANDER [SS]

HT: 5-8; WT: 172; B: R; T: R; Signed by: Chu Halabi; Born: July 30, 1977, Los Teques, Est. Miranda, Venezuela; Resides: Los Teques, Est. Miranda, Venezuela; Acquired: Signed as non-drafted free agent, Aug. 3, 1993.

Year	Club	CL	AVG	G	AB	R	H	2B	3B	HR	RBI	BB	SO	SB	CS
1995	Dominican Summer League														
1996	High Desert	A	.176	7	17	2	3	1	0	0	0	1	4	0	0
	Bluefield	R	.294	50	170	42	50	7	0	1	21	42	24	9	4
1997	Delmarva	A	.242	111	389	60	94	14	4	2	48	38	60	15	5
1998	Delmarva	A	.320	98	325	55	104	10	4	5	56	75	42	22	7
	Frederick	A	.245	40	143	31	35	10	0	3	8	21	22	6	3
Minor Lg. Totals			.274	306	1044	190	286	42	8	11	133	177	152	52	19

1998: Combined to bat .297 between Delmarva and Frederick, with 20 2B, 4 3B, 8 HR and 64 RBI in 138 games... Had 4<sup>th</sup> highest batting average in Orioles organization and 9<sup>th</sup> highest BA among Class A 3Bs... With Delmarva, led South Atlantic League with a .453 on-base pct... Was 4<sup>th</sup> in the league in walks (75) and 5<sup>th</sup> in batting average (.320)... Struck out one every 9.88 plate appearances, 3<sup>rd</sup> best in Sally League... Named to Sally League All-Star team... Had 96 walks combined, 4<sup>th</sup> among all Class A players, and his .425 on-base pct. was 10<sup>th</sup> in Class A... Had 9-game hitting streaks in both April and May and 27 multi-hit games for Delmarva... His .423 batting average (30-71) in June was highest in the minors... Had 19 XBH in 325 AB for Delmarva and 13 XBH in 143 AB at Frederick... 1997: Led South Atlantic League SS with .969 fielding pct... Batted .367 in 15 games as DH... 1996: His .434 on-base pct. was 2<sup>nd</sup> in Appalachian League and 12 among all short-season players... Tied for 2<sup>nd</sup> in Appy with 42 walks... Was batting .314 on Aug. 21 but went 2-for-17 in his last 6 games... Played



27 games at SS, 17 at 3B and 8 at 2B...Was promoted to High Desert briefly, 7/31 to 8/10...Played 20 consecutive errorless games, 7/11-8/16...Played for Magallanes Navigators in Venezuelan League following season, batting .276 (16-56) in 25 games...1994-95: Played for San Pedro de Macoris Orioles in the Dominican Summer League...In '95, he batted .287 in 67 games...Had .949 fielding pct. at shortstop (316 TC, 16 E)...Personal/Amateur: Graduated from Dr. Jesus Munoz Tebar HS in Los Teques, Venezuela...Hobbies are dancing, listening to music and camping.

#### PAZ, ROLANDO ENRIQUE [RHP]

**HT:** 6-2; **WT:** 203; **B:** R; **T:** R; **Signed by:** Marco Cobos; **Born:** Jan. 31, 1979, Vacamonte, Panama; **Resides:** Vacamonte, Panama; **Acquired:** Signed as a non-drafted free agent May 19, 1997.

Year	Club	CL	W	L	ERA	G	GS	CG	SHO	SV	IP	H	R	ER	HR	BB	SO
1997	Venezuelan Summer League																
1998	Gulf Coast	R	0	0	0.00	1	0	0	0	0	1.0	2	0	0	0	1	2
Minor Lg. Totals			0	0	0.00	1	0	0	0	0	1.0	2	0	0	0	1	2

1998: Pitched in 4 games with 1 start for Universidad in Venezuelan Summer League...Was 0-0 with a 3.65 ERA (12.1IP, 5ER)...Finished season by pitching in 1 game in Gulf Coast League...1997: Went 4-6 with a 2.29 ERA in 11 games for Guacara co-op team in Venezuelan Summer League...Was 4th in VSL in ERA and tied for league lead with 6 losses and 9 hit batters...Struck out 50 batters in 55.0 IP, allowing 42 hits and 27 walks...Personal/Amateur: Played in Panama's National "AAA" youth championship tournament before signing.

#### PENA, CESAR A. [SS]

**HT:** 6-0; **WT:** 155; **B:** S; **T:** R; **Signed by:** Ubaldo Heredia; **Born:** Jan. 10, 1981, Barcelona, Venezuela; **Resides:** Barcelona, Venezuela; **Acquired:** Signed as a non-drafted free agent Nov. 11, 1997.

Year	Club	CL	AVG	G	AB	R	H	2B	3B	HR	RBI	BB	SO	SB	CS
1998	Venezuelan Summer League														

1998: Batted .176 (18-102) in 41 games for Universidad in Venezuelan Summer League...Had 6 doubles and 2 HR.

#### PERALTA, RAMON [RHP]

**HT:** 6-1; **WT:** 150; **B:** R; **T:** R; **Signed by:** Patrick Guerrero; **Born:** Aug. 29, 1981, Moca, DR; **Resides:** Santo Domingo, DR; **Acquired:** Signed as a non-drafted free agent Aug. 1, 1998 to a 1999 contract.

Year	Club	CL	W	L	ERA	G	GS	CG	SHO	SV	IP	H	R	ER	HR	BB	SO
1999	Will be first professional season																

#### PEREZ, FELIPE [CA/OF]

**HT:** 6-3; **WT:** 190; **B:** R; **T:** R; **Signed by:** Carlos Bernhardt; **Born:** Sept. 2, 1979, Higüey, DR; **Resides:** La Romana, DR; **Acquired:** Signed as a non-drafted free agent Dec. 7, 1996.

Year	Club	CL	AVG	G	AB	R	H	2B	3B	HR	RBI	BB	SO	SB	CS
1997	Dominican Summer League														
1998	Dominican Summer League														

1998: Batted .221 (38-172) in 53 games for San Pedro Orioles in Dominican Summer League...Led team with 8 HR and 29 RBI and had 8 doubles...1997: Was 2nd on San Pedro Orioles with a .286 (50-175) batting average and 25 RBI...Led team with .455 slugging pct. and .438 on base pct....Tied for 2nd with 3 triples and 2 homers.

#### PEREZ, NORBERTO FRANCISCO [RHP]

**HT:** 6-4; **WT:** 166; **B:** R; **T:** R; **Signed by:** Carlos Bernhardt; **Born:** Oct. 10, 1977, Santa Cruz de El Seibo, DR; **Resides:** El Seibo, DR; **Acquired:** Signed as a non-drafted free agent, July 15, 1995.

Year	Club	CL	W	L	ERA	G	GS	CG	SHO	SV	IP	H	R	ER	HR	BB	SO
1995	Dominican Summer League																
1996	Dominican Summer League																
1997	Bluefield	R	3	5	3.46	10	10	0	0	0	54.2	52	29	21	5	16	58
1998	Delmarva	A	5	2	4.06	24	4	0	0	0	51.0	54	29	23	1	26	52
	Bluefield	R	1	1	4.97	6	0	0	0	0	12.2	8	7	7	2	4	11
Minor Lg. Totals			9	8	3.88	40	14	0	0	0	118.1	114	65	51	8	46	121

1998: Combined to go 6-3 with a 4.24 ERA (63.2IP, 30ER) in 30 games between Delmarva and Bluefield...Spent most of season in Delmarva bullpen...In 1st 6 appearances, went 1-0 with a 1.67 ERA and 17 K in 11.0IP through 4/18...In his 4 starts, went 1-0 with a 1.59 ERA (17.0IP, 3ER) with 15 K and held opponents to .220 BA...In 6 relief appearances for Bluefield, opponents batted only .190...1997: Was 8th in Appalachian League with 3.46 ERA...Held opposing batters to a .224 average (52-232)...Allowed only 11.2 runners/9 IP...For San Pedro Orioles in Dominican Winter League following season, went 3-1 with a 3.29 ERA in 5 relief appearances...1995-96: Pitched for San Pedro de Macoris in the Dominican Summer League...In '96 he was 4-3 with a 3.94 ERA in 14 starts...Was 3rd in DSL in innings pitched (93.2) and 5th in strikeouts with 75.

#### PEREZ, RANDAL (RANDY) ANTHONY [LHP]

**HT:** 6-1; **WT:** 169; **B:** R; **T:** L; **Signed by:** Ray Krawczyk; **Born:** Apr. 13, 1980, La Mesa, CA; **Resides:** San Diego, CA; **Acquired:** Orioles 8th round selection in 1998 First Year Player Draft.

Year	Club	CL	W	L	ERA	G	GS	CG	SHO	SV	IP	H	R	ER	HR	BB	SO
1998	Gulf Coast	R	0	2	4.50	8	0	0	0	2	24.0	29	13	12	1	7	17
Minor Lg. Totals			0	2	4.50	8	0	0	0	2	24.0	29	13	12	1	7	17

1998: Pitched for Gulf Coast O's...Developed mononucleosis and did not pitch in August...Personal/Amateur: Graduated from San Diego's El Capitan HS in '98...Was all-league in both of his varsity seasons...Hobbies are fishing and hunting...Played in Lakeside Little League program and Palamino League in San Diego.

#### PINA, RAFAEL JR. [RHP]

**HT:** 6-1; **WT:** 170; **B:** R; **T:** R; **Signed by:** Earl Frishman (Twins)...Was Minnesota's 27th round selection in the 1991 First Year Player Draft; **Born:** Aug. 16, 1971, Los Angeles, CA; **Resides:** Alta Loma, CA; **Acquired:** Signed as a minor league free agent Jan. 21, 1999.

Year	Club	CL	W	L	ERA	G	GS	CG	SHO	SV	IP	H	R	ER	HR	BB	SO
1991	Elizabethton	R	4	5	2.52	16	13	3	1	0	89.0	79	42	25	1	44	64
1992	Elizabethton	R	6	2	3.74	11	10	1	0	0	65.0	68	39	27	2	22	43
1998	Chinese Professional League																
Minor Lg. Totals			10	7	3.04	27	23	4	1	0	154.0	147	81	52	3	66	107

1998: Pitched for Weichuan in Chinese Professional League in Taiwan...Went 10-11 with a 4.04 ERA in 27 games...Was 7th in the league in innings pitched (149)...1997: Pitched for Reynosa Broncs in Mexican League...Went 7-12 with a 5.22 ERA in 28 games...Made 22 starts and had 5 complete games...1996: Went 7-4 with 4 saves and a 3.09 ERA in 39 games in 3rd season with Mexico City Reds of Mexican League...1995: Led team and tied for 7th in Mexican League with 43 appearances for Mexico City Reds...Went 6-3 with 3 saves and a 3.38 ERA...1994: With Mexico City Reds. Went 4-3 with a 4.00 ERA in 29 games...Made 3 starts...1993: Was released by Minnesota...Signed with Mexico City Reds and went 1-1 with a 7.36 ERA in 9 games, including 1 start...1992: Pitched 2nd season for Elizabethton...Was 3rd on staff in starts (10) but 2nd in innings pitched (65.0)...1991: In 1st pro season, was 2nd on Elizabethton staff in innings pitched (89.1) and tied for 2nd with 13 starts...Tied for 3rd in Appalachian League with 3 complete games...Personal/Amateur: Attended Los Angeles Jr. College.

#### PRUITT, JASON W. [LHP]

**HT:** 6-3; **WT:** 197; **B:** L; **T:** L; **Signed by:** Jeff Morris; **Born:** Aug. 6, 1980, Casper, WY; **Resides:** Marana, AZ; **Acquired:** Orioles 16th round selection in 1998 First Year Player Draft.

Year	Club	CL	W	L	ERA	G	GS	CG	SHO	SV	IP	H	R	ER	HR	BB	SO
1998	Gulf Coast	R	4	3	4.08	17	3	0	0	1	46.1	44	21	21	6	17	47
Minor Lg. Totals			4	3	4.08	17	3	0	0	1	46.1	44	21	21	6	17	47

1998: Debuted in Gulf Coast League...In 1st 13 appearances, all in relief, went 3-1 with 1 save and a 2.43 ERA (29.2IP, 8ER) with 35 strikeouts and opponents batted only .202 in that time...Allowed 6 HR, tied for 2nd most in GCL...Personal/Amateur: Graduated in '98 from Mt. View HS in Marana, AZ, where he earned 3 letters in baseball and captained his team as a senior...He posted a 1.17 ERA and averaged 15.9K/9IP as a senior...Played for Thornydale Little League in Tucson and also played Connie Mack League ball...Enjoys fishing, hunting and roping and riding horses.

**RAINES, TIMOTHY (TIM) JR. [OF]**

**HT:** 5-10; **WT:** 183; **B:** R; **T:** R; **Signed by:** Harry Shelton; **Born:** Aug. 31, 1979, Memphis, TN; **Resides:** Heathrow, FL; **Acquired:** Orioles 6th round selection in 1998 First Year Player Draft.

Year	Club	CL	AVG	G	AB	R	H	2B	3B	HR	RBI	BB	SO	SB	CS
1998	Gulf Coast	R	.244	56	197	40	48	7	4	1	13	30	53	37	4
Minor Lg. Totals			.244	56	197	40	48	7	4	1	13	30	53	37	4

1998: Finished 2nd in Gulf Coast League in stolen bases (37) and tied for 2nd in walks (30)...Was tied for 2nd in stolen bases among Orioles farmhands...Batted .421 (16-38) in June...Batted .500 (13-26) during 6-game hitting streak, 6/26-7/3, with 6 XBH...Twice stole 3 bases in a game...Personal/Amateur: Son of veteran OF Tim Raines, 5th on baseball's all-time stolen base list entering the '99 season...Both father and son attended press conference announcing younger Raines' signing 6/15/98; Tim Sr. was with Yankees who were playing the Orioles that night at Camden Yards...Graduated from Seminole HS, where he lettered 4 years in baseball and also played football (3 yrs.) and basketball (1 yr.)...Earned all-state and all-conference honors and captained baseball team his senior year...Played for American Legion World Series champion Sanford (FL) team in 1997...Also played in Sanford Little League program...Enjoys basketball and golf and watching television.

**RAMIREZ, ENRIQUE ART [RHP]**

**HT:** 6-2; **WT:** 195; **B:** R; **T:** R; **Signed by:** Carlos Bernhardt; **Born:** Aug. 15, 1979, El Seibo, DR; **Resides:** El Seibo, DR; **Acquired:** Signed as a non-drafted free agent Dec. 7, 1996.

Year	Club	CL	W	L	ERA	G	GS	CG	SHO	SV	IP	H	R	ER	HR	BB	SO
1997	Dominican Summer League																
1998	Dominican Summer League																

1998: Pitched in only 1 game for San Pedro Orioles in Dominican Summer League, allowing a hit and a walk in 2.0IP...Injured his right knee and missed the remainder of the season...1997: Went 2-1 with a 5.35 ERA in 10 games for San Pedro Orioles in the Dominican Summer League...Made 5 starts...Pitched 37.0 innings, allowing 47 hits and 22 walks with 26 strikeouts...Pitched in Dominican Winter League, going 1-2 with a 4.31 ERA in 11 games for San Pedro Orioles.

**RAMIREZ, JOSE BAUTISTA [RHP]**

**HT:** 6-0; **WT:** 150; **B:** R; **T:** R; **Signed by:** Salvador Ramirez; **Born:** Feb. 23, 1982, Quisqueya, DR; **Resides:** Quisqueya, DR; **Acquired:** Signed as a non-drafted free agent July 21, 1998, to a 1999 contract.

Year	Club	CL	W	L	ERA	G	GS	CG	SHO	SV	IP	H	R	ER	HR	BB	SO
1999	Will be first professional season																

**RAMIREZ, LUIS [OF]**

**HT:** 6-3; **WT:** 190; **B:** R; **T:** R; **Signed by:** Dean Decillis; **Born:** Sept. 26, 1978, Arroyo, PR; **Resides:** Arroyo, PR; **Acquired:** Orioles 9th round selection in 1996 First Year Player Draft.

Year	Club	CL	AVG	G	AB	R	H	2B	3B	HR	RBI	BB	SO	SB	CS
1996	Gulf Coast	R	.160	41	131	13	21	4	3	0	12	7	47	1	2
1997	Gulf Coast	R	.237	45	156	24	37	5	5	1	24	12	49	5	2
1998	Bluefield	R	.187	46	150	16	28	5	2	3	20	17	50	1	3
Minor Lg. Totals			.197	132	437	53	86	14	10	4	56	36	146	7	7

1998: Had a 6-game hitting streak, 6/24-7/1, batting .318 (7-22)...1997: Was 2nd in Gulf Coast League with 5 triples...Batted .318 while playing OF...Also played 3B and DH...1996: Did not commit an error in 62 chances in the outfield...Personal/Amateur: Graduate of Puerto Rico's Carmen B. Huy HS.

**RATLIFF, CRAIG VENSON [RHP]**

**HT:** 6-7; **WT:** 224; **B:** R; **T:** R; **Signed by:** Marc Ziegler; **Born:** Jan. 19, 1978, Floyd Co., KY; **Resides:** West Van Lear, KY; **Acquired:** Orioles 37th round selection in 1996 First Year Player Draft and signed to 1997 contract.

Year	Club	CL	W	L	ERA	G	GS	CG	SHO	SV	IP	H	R	ER	HR	BB	SO
1997	Gulf Coast	R	2	5	2.75	12	12	0	0	0	59.0	60	26	18	2	32	50
1998	Gulf Coast	R	5	4	3.07	10	10	0	0	0	55.2	53	31	19	4	21	33
	Bluefield	R	0	0	5.14	3	3	0	0	0	14.0	18	12	8	1	5	11
Minor Lg. Totals			7	9	3.15	25	25	0	0	0	128.2	131	69	45	7	58	74

1998: Spent most of season in Gulf Coast League...Credited with decision in 9 of 10 starts in GCL...In last 4 starts with GCL O's was 3-0 with a 2.39 ERA (26.1IP, 7ER)...Finished season with Bluefield...1997: Finished 10th in Gulf Coast League with 2.75 ERA...Allowed 2 ER over a span of 5 starts July 9-Aug 9, going 2-2 (26.0 IP, 25 H, 8 R, 2 ER, 10BB, 22 K)...Was 3rd in GCL with a 1.78 ERA until final game of season, when he allowed 7 ER in 3.1 IP in an 8-3 loss to Pirates on 8/26...Personal/Amateur: Graduated from Paintsville (KY) Independent HS...Played on state championship basketball team and was 1st-team all-state his final 2 years...Also made all-state as a pitcher...Enjoys basketball and golf...Married to the former Amber LeMaster (12/14/96)...Her father, Johnnie LeMaster, was an infielder with four major league teams, 1975-87.

**REYES, LUIS M. [CA]**

**HT:** 5-10; **WT:** 175; **B:** R; **T:** R; **Signed by:** Patrick Guerrero; **Born:** Nov. 3, 1980, Santiago, DR; **Resides:** Santiago, DR; **Acquired:** Signed as a non-drafted free agent Nov. 28, 1997.

Year	Club	CL	AVG	G	AB	R	H	2B	3B	HR	RBI	BB	SO	SB	CS
1998	Dominican Summer League														

1998: Played for Santo Domingo Twins in Dominican Summer League...Batted .140 (26-186) with 5 doubles, a HR and 18 RBI...Tied for team lead with 64 games played.

**RICHARDSON, KASEY MICHAEL [LHP]**

**HT:** 6-4; **WT:** 188; **B:** L; **T:** L; **Signed by:** John Wilson (Twins)...Was Minnesota's 16th round selection in 1994 First Year Player Draft; **Born:** Aug. 27, 1976, Washington, DC; **Resides:** Huntington, MD; **Acquired:** Signed as a minor league free agent Apr. 2, 1998.

Year	Club	CL	W	L	ERA	G	GS	CG	SHO	SV	IP	H	R	ER	HR	BB	SO
1994	Gulf Coast	R	2	4	3.09	12	11	1	1	0	58.1	42	25	20	2	18	59
1995	Gulf Coast	R	5	2	1.15	7	7	2	2	0	47.0	38	10	6	1	11	35
	Elizabethton	R	1	0	2.33	3	3	0	0	0	19.1	12	8	5	0	13	11
1996	Ft. Wayne	A	6	8	3.47	30	13	1	0	1	111.2	113	56	43	5	39	81
	Ft. Myers	A	1	0	6.32	3	3	0	0	0	15.2	18	11	11	2	8	12
1997	Ft. Wayne	A	7	5	3.07	19	19	1	1	0	114.1	100	47	39	5	46	84
	Ft. Myers	A	1	3	4.46	7	7	0	0	0	34.1	35	23	17	1	18	17
1998	Frederick	A	1	0	5.30	22	0	0	0	1	37.1	44	29	22	4	14	38
	Delmarva	A	2	2	2.68	16	3	0	0	2	40.1	23	13	12	2	11	47
Minor Lg. Totals			26	24	3.29	119	66	5	4	4	478.1	425	222	175	22	178	384

1998: Signed with Orioles and assigned to Frederick after release by Twins in spring training...Was sent to Delmarva on 7/17...Combined to go 3-2 with a 3.94 ERA in 38 games (77.2IP, 30ER)...Struck out 83 batters...1997: Started at Ft. Wayne for 2nd straight year before promotion to Ft. Myers, 7/24...Was Midwest League Pitcher of the Week, 5/11-17...1996: Started season at Ft. Wayne...Was promoted to Ft. Myers on 8/17...1995: Began season in GCL...Did not allow a run in 3 consecutive starts (22IP), 7/13-27...Was GCL Pitcher of the Week, 7/24-30...Led league in complete games (2) and ERA (1.15)...Promoted to Elizabethton on 8/8...1994: Began pro career with Gulf Coast League Twins...Tied for 2nd on staff with 11 starts...Personal/Amateur: Graduated from Northern HS in Huntington (Calvert County), MD, in 1994...Huntington is in Southern Maryland.

**RILEY, MATTHEW (MATT) [LHP]**

**HT:** 6-1; **WT:** 201; **B:** L; **T:** L; **Signed by:** Ed Sprague; **Born:** Aug. 2, 1979, Antioch, CA; **Resides:** Oakley, CA; **Acquired:** Orioles 3rd round selection in 1997 First Year Player Draft; signed on May 28, 1998.

Year	Club	CL	W	L	ERA	G	GS	CG	SHO	SV	IP	H	R	ER	HR	BB	SO
1998	Delmarva	A	5	4	1.19	16	14	0	0	0	83.0	42	19	11	0	44	136
Minor Lg. Totals			5	4	1.19	16	14	0	0	0	83.0	42	19	11	0	44	136

1998: Began pro career with Delmarva after signing in late May...Registered 10 or more strikeouts in 6 of his 14 starts...Struck out 15 batters on 8/9 at Charleston-WV...Struck out 7 straight batters on 7/12 vs. Hagerstown...Did not give up an earned run in his 1st 5 appearances...In his last 4 starts, when 3-0 with a 0.36 ERA (25IP, 1ER) with 36 strikeouts and only 12 hits allowed...Was named organization's Pitcher of the Month for August...On the season, did not allow a home run and held opponents to a .152 batting average (42-277)...Named to Howe Sportsdata's All-Teenager Team for 1998...Personal/Amateur: Graduated in 1997 from Liberty Union HS in California...Was drafted by the



Orioles but attended Sacramento (CA) Jr. College for one year before signing...Went 6-1 with a 1.10 ERA at Sacramento City, allowing 15 hits and striking out 76 in 49.0IP and leading team to California State Jr. College championship.

# RIVERA, ROBERTO ERASMO [OF]

**HT:** 6-2; **WT:** 180; **B:** S; **T:** R; **Signed by:** Carlos Bernhardt; **Born:** Nov. 25, 1976, La Romana, DR; **Resides:** La Romana, DR; **Acquired:** Signed as non-drafted free agent, Jan. 5, 1994.

Year	Club	CL	AVG	G	AB	R	H	2B	3B	HR	RBI	BB	SO	SB	CS
1994	Dominican Summer League														
1995	Gulf Coast	R	.293	42	150	21	44	7	3	3	26	10	38	6	3
1996	Gulf Coast	R	.625	4	8	7	5	1	1	0	2	3	1	3	0
	Bluefield	R	.215	46	158	20	34	7	0	5	26	10	54	14	2
1997	Delmarva	A	.153	17	59	6	9	0	1	2	5	1	20	1	2
	Frederick	A	.226	16	53	8	12	1	0	1	8	3	16	1	1
	Bluefield	R	.318	50	192	28	61	20	2	3	27	13	43	6	6
1998	Frederick	A	.333	3	6	1	2	0	0	1	1	1	1	0	0
	Delmarva	A	.238	110	390	55	93	21	5	7	50	25	99	17	4
Minor Lg. Totals			.256	288	1016	146	260	57	12	22	145	66	272	48	18

1998: Began season at Frederick, playing in 3 games before being sent to Delmarva...Played in career-high 110 games for Shorebirds...Batted .313 (30-96) in June with 7 2B, a 3B, 4 HR, 18 runs and 17 RBI...Hit only .146 (12-82) in July, 4th lowest among all minor leaguers...1997: Started season at Delmarva before moving to Frederick and then Bluefield...Led Bluefield with .318 average, 18th in Appalachian League...Was 4th in Appy League with 20 doubles...Hit in 15 of last 16 games, including 5-hit game on 8/19 at Bristol...1996: Moved to Bluefield after 4 games at Gulf Coast...Was batting .287 in 26 games thru 8/4, then batted only .088 (9-102) in his final 20 games...1995: Batted .400 (18-45) in June and .343 (12-35) in August, but only .200 (14-70) in July...His 150 at bats were 2nd on club...1994: Played for San Pedro de Macoris Orioles (Dominican Summer League)...Personal/Amateur: Played Little League and Babe Ruth League baseball...Attended Liceo Medio de Reforma HS...Plays dominoes as a hobby...Has a brother who signed with Pirates.

# ROGERS, EDWARD A. [SS]

**HT:** 6-1; **WT:** 150; **B:** R; **T:** R; **Signed by:** Carlos Bernhardt; **Born:** Aug. 10, 1981, San Pedro de Macoris, DR; **Resides:** San Pedro de Macoris, DR; **Acquired:** Signed as non-drafted free agent Nov. 1, 1997.

Year	Club	CL	AVG	G	AB	R	H	2B	3B	HR	RBI	BB	SO	SB	CS
1998	Dominican Summer League														

1998: Batted .289 (56-184) for Orioles' Dominican Summer League team...Scored 33 runs in 58 games.

# ROGERS, JASON MATTHEW [LHP]

**HT:** 6-6; **WT:** 221; **B:** L; **T:** L; **Signed by:** Ed Sprague; **Born:** Apr. 5, 1973, Norwalk, CA (LA area); **Resides:** Reno, NV; **Acquired:** Orioles 4th round selection in 1994 First Year Player Draft.

Year	Club	CL	W	L	ERA	G	GS	CG	SHO	SV	IP	H	R	ER	HR	BB	SO
1994	Bluefield	R	1	2	2.31	9	8	0	0	0	39.0	39	14	10	0	10	30
1995	Frederick	A	1	3	4.32	15	14	1	0	0	66.2	64	38	32	1	45	39
	High Desert	A	1	3	7.83	5	5	0	0	0	23.0	32	26	20	0	18	10
1996	Frederick	A	7	8	5.48	31	18	1	0	0	115.0	136	87	70	8	62	87
1997	Frederick	A	5	3	5.73	36	5	0	0	0	70.2	68	46	45	6	48	57
1998	Frederick	A	0	3	3.98	17	0	0	0	0	20.1	19	12	9	2	7	19
	Bowie	AA	4	3	3.20	38	0	0	0	3	56.1	40	22	20	2	20	46
Minor Lg. Totals			19	25	4.74	151	50	2	0	3	391.0	398	245	206	19	210	288

1998: Combined to go 4-6 with 3 saves and a 3.40 ERA while appearing in 55 games between Frederick and Bowie...Began season at Class A Frederick...Did not allow a run in 8 games at Grove Stadium (12.1IP, 5H, 2BB, 12K)...Promoted to AA Bowie on 5/27 and appeared in 38 games in relief...Had a 1.62 ERA in his 1st 11 games for Bowie (16.2IP, 3 ER) but then pitched to a 8.27 ERA (16.1 IP, 15 ER) over the next month and 11 appearances...In final 16 apps, allowed only 13 H and 2 runs in 23.1 IP, with 5 BB and 21 K...His 0.45 ERA (20IP, 1ER) in August was 5th best in the minors for that month...Held opposing batters to .204 average, 3rd among Eastern League relievers and 7th best among Class AA relievers...1997: Had a 2.60 ERA in 8 games, all in relief, in April (17.1 IP, 5 ER)...Had a 2.16 ERA in 7 relief appearances in August (8.1 IP, 2 ER)...1996: Was 6-7 in 18 starts for Frederick, with a 5.36 ERA (92.1 IP, 115 H, 55 ER)...Was 1-1 with a 5.96 ERA (22.2 IP, 21 H, 15 ER) in 13 relief

appearances...Threw 1st complete game of his career 4/29 vs. Prince William, 1 of only 3 games he pitched as many as 6 innings...Was tied for 4th in Carolina League with 62 walks allowed...Tied for league lead in putouts by pitcher (16)...1995: Made 19 starts overall between Keys and Mavericks...Was 2-6 with a 5.22 ERA (89.2 IP, 52 ER)...1994: Pitched career-high 7 innings in his last start, 8/25, at Bluefield vs. Danville...Personal/Amateur: Played Little League, Babe Ruth League and American Legion baseball as a youth in Reno...Graduated in 1991 from McQueen (NV) HS, where he earned 3 letters for baseball and basketball...Attended the University of Nevada-Reno, where he pitched for 3 seasons...Married to the former Melissa Smith (1/21/95)...Enjoys camping and fishing...Works in his family's restaurant in the off-season.

# ROMERO, JORDAN THOMAS [RHP]

**HT:** 6-1; **WT:** 189; **B:** R; **T:** R; **Signed by:** Ed Sprague; **Born:** Oct. 8, 1976, Mt. View, CA; **Resides:** San Jose, CA; **Acquired:** Orioles 15th round selection in 1997 First Year Player Draft.

Year	Club	CL	W	L	ERA	G	GS	CG	SHO	SV	IP	H	R	ER	HR	BB	SO
1997	Bluefield	R	1	3	6.51	12	5	0	0	0	27.2	31	20	20	0	17	38
1998	Delmarva	A	4	5	5.33	15	14	0	0	0	79.1	87	50	47	9	31	70
	Frederick	A	2	5	3.04	15	8	0	0	0	50.1	45	19	17	2	21	58
Minor Lg. Totals			7	13	4.81	42	27	0	0	0	157.1	163	89	84	11	69	166

1998: Combined to go 6-10 with a 4.44 ERA (129.2IP, 64ER) between Delmarva and Frederick...Began season at Delmarva and had a 2-2 record and 2.87 ERA (37.2IP, 12ER) in 7 home games...Moved up to Frederick on 6/25, splitting time between starting rotation and bullpen...In 9 appearances, 7/13-8/21, went 2-0 with a 1.14 ERA (23.2IP, 3ER)...Pitched to a 2.03 ERA (48.1IP, 11ER) from July to end of season...Struck out 12 Danville batters in 6 innings 9/5...1997: Made 6 relief appearances before starting in 5 of 6 appearances in August...As starter, went 1-2 with a 8.38 ERA (19.1 IP, 25 H, 18 R/ER)...Pitched complete game 4-hit shutout to beat Pulaski 8-0 in Game 1 of Best-of-3 Appalachian League Championship Series, walking 1 and striking out 12...Personal/Amateur: Was 2nd team all-conference for DeAnza (CA) College...Attended Lynnbrook HS for 3 years before graduating from South Tahoe HS in '94...Played baseball at both...Was captain and MVP at South Tahoe as a senior...Played for Nevada's state Babe Ruth League champs in '94...Also played American League baseball...Enjoys basketball and rollerblading...Single.

# RONCA, JOSEPH (JOE) CHARLES [1B]

**HT:** 6-2; **WT:** 175; **B:** R; **T:** R; **Signed by:** Fred Goodman (Pirates)...Was Pittsburgh's 10th round selection in 1989 First Year Player Draft; **Born:** July 3, 1971, Biloxi, MS; **Resides:** Panama City Beach, FL; **Acquired:** Signed as a minor league free agent January 13, 1999.

Year	Club	CL	AVG	G	AB	R	H	2B	3B	HR	RBI	BB	SO	SB	CS
1989	Bradenton	R	.218	45	179	21	39	6	1	1	18	8	19	7	4
1990	Welland	A	.214	63	140	21	30	2	0	1	4	8	26	15	5
1991	Augusta	A	.234	105	381	35	89	13	4	1	49	21	81	14	9
1992	Augusta	A	.208	27	96	5	20	4	0	0	10	9	19	6	0
	Salem	A	.230	47	152	11	35	6	0	4	17	6	39	3	1
1993	Salem	A	.286	92	290	41	83	13	2	12	51	26	60	5	7
Minor Lg. Totals			.239	379	1238	134	296	44	7	19	149	78	244	50	26

1998: In 2nd season with Springfield Capitals of independent Frontier League, batted .344 (109-317), 8th in the league...Was 5th in the league with 77 RBI and tied for 3rd with 16 HR...Had 21 doubles for league champs...1997: Joined Springfield of independent Frontier League and finished 2nd in league in batting (.341, 100-293)...Was tied for 2nd in league with 17 HR and was 3rd with 72 RBI...1996: In 3rd season with Alexandria of independent Texas-Louisiana League, batted .320 (126-397) and was named DH on league's All-Star team...Was 2nd in the league with 126 hits and 77 RBI...Had 24 doubles and 13 HR...1995: Played 2nd season with Alexandria Aces of independent Texas-Louisiana League...Was named DH on league's All-Star team...Batted .325 (134-412) with 24 doubles and 14 HR and was 2nd in the league with 82 RBI, one behind league leader...1994: Played 1st season for Alexandria and finished 5th in Texas-Louisiana League in batting (.338, 103-305) and RBI (68)...Had 18 doubles and 10 HR as team's DH...1993: Set career highs with .286 average, 12 HR and 51 RBI for Class A Salem...Was on disabled list 4/8-27...Split time between OF, DH and 3B...Was released by Pittsburgh following season...1992: Began season in extended spring training before being assigned to Class A Salem on 5/16...Transferred to Augusta on 8/4...1991: In 1st year with Class A

Augusta, tied for team lead with 49 RBI...1990: Tied for 4<sup>th</sup> in games played for Welland (63)...1989: Tied for 3<sup>rd</sup> in games played for GCL Pirates (45)...**Personal/Amateur:** Graduated from Tate HS in Pensacola HS in 1989.

#### RONDON, MANUEL (MANNY) [RHP]

**HT:** 6-2; **WT:** 160; **B:** R; **T:** R; **Signed by:** Salvador Ramirez; **Born:** Mar. 31, 1981, San Pedro de Macoris, DR; **Resides:** San Pedro de Macoris, DR; **Acquired:** Signed as a non-drafted free agent July 21, 1998 to a 1999 contract.

Year	Club	CL	W	L	ERA	G	GS	CG	SHO	SV	IP	H	R	ER	HR	BB	SO
1999																	

Will be first professional season

#### RUMFIELD, JUSTIN BROCK [SS]

**HT:** 6-1; **WT:** 195; **B:** R; **T:** R; **Signed by:** Jim Robinson; **Born:** Nov. 20, 1975, Lubbock, TX; **Resides:** Belton, TX; **Acquired:** Signed as a non-drafted free agent June 11, 1998.

Year	Club	CL	AVG	G	AB	R	H	2B	3B	HR	RBI	BB	SO	SB	CS
1998	Gulf Coast	R	.232	49	185	26	43	10	0	3	25	9	23	3	4
1999	Frederick	A	.000	5	12	0	0	0	0	0	0	0	4	0	0
Minor Lg. Totals			.218	54	197	26	43	10	0	3	25	9	27	3	4

1998: Spent most of season in Gulf Coast League before late-season call-up to Frederick...Batted .400 (10-25) over 7-game span, 7/25-8/1, with GCL O's...**Personal/Amateur:** Goes by middle name, Brock...Attended Lubbock (TX) Christian University...His brother, Toby, is a 1B in Atlanta organization after playing 7 yrs. in Reds organization.

#### RYBA, JASON PAUL [RHP]

**HT:** 6-3; **WT:** 193; **B:** R; **T:** R; **Signed by:** Marc Ziegler; **Born:** Oct. 5, 1978, Parma, OH; **Resides:** Brooklyn Heights, OH; **Acquired:** Orioles 19th round selection in 1997 First Year Player Draft.

Year	Club	CL	W	L	ERA	G	GS	CG	SHO	SV	IP	H	R	ER	HR	BB	SO
1997	Gulf Coast	R	3	4	4.60	14	8	1	0	1	43.0	51	33	22	3	19	30
1998	Bluefield	R	3	3	5.24	12	9	0	0	0	46.1	46	36	27	6	25	41
Minor Lg. Totals			6	7	4.94	26	17	1	0	1	89.1	97	69	49	9	44	71

1998: Pitched 4.1 innings in 3 relief appearances, striking out 9 and allowing 2 runs...In 5 starts, 6/24-7/15, went 3-0 with a 3.60 ERA (25.0IP, 10ER) and 25 strikeouts...1997: Allowed 1 ER in his 1st six pro outings, going 1-0 with a 0.69 ERA (13.0IP, 9H, 3R, 1ER, 3BB, 14K)...Had a 2.60 ERA through July in 10 games including 5 starts...Pitched complete game on 8/5 at Pirates but lost, 2-0...**Personal/Amateur:** Was a three-sport star at Cuyahoga Heights HS...In baseball, won all-conference, all-district and all-state honors...As a wide receiver in football, was all-district and 1st team all-Ohio while being named offensive player of the year in the Cleveland area...Was a 2nd team all-Ohio selection in basketball...Enjoys sports, cars and motorcycles...Works in landscaping and coaches a youth basketball team in the off-season.

#### SALA, MARINO [RHP]

**HT:** 6-0; **WT:** 160; **B:** R; **T:** R; **Signed by:** Carlos Bernhardt; **Born:** Feb. 2, 1981, Hato Mayor, DR; **Resides:** Hato Mayor, DR; **Acquired:** Signed as a non-drafted free agent Feb. 23, 1998.

Year	Club	CL	W	L	ERA	G	GS	CG	SHO	SV	IP	H	R	ER	HR	BB	SO
1998																	

Dominican Summer League

1998: Went 2-3 with a 4.29 ERA (20.0IP, 20ER) in 20 relief appearances for San Pedro Orioles in Dominican Summer League.

#### SALAZAR, LUIS ENRIQUE [INF]

**HT:** 6-1; **WT:** 165; **B:** R; **T:** R; **Signed by:** Arturo Sanchez; **Born:** Nov. 18, 1979, San Felix, Venezuela; **Resides:** San Felix, Venezuela; **Acquired:** Signed as a non-drafted free agent Oct. 10, 1996.

Year	Club	CL	AVG	G	AB	R	H	2B	3B	HR	RBI	BB	SO	SB	CS
1997	Venezuelan Summer League														
1998	Venezuelan Summer League														

1998: Batted .235 (40-170) in 55 games for Universidad of Venezuelan Summer League...Had 8 doubles and a triple...1997: Batted .246 (16-65) in 27 games for Guacara co-op team in Venezuelan Summer League...Had 4 doubles, 1 triple and 12 RBI.

#### SCHWAGER, MATTHEW (MATT) LLOYD [RHP]

**HT:** 6-6; **WT:** 229; **B:** R; **T:** R; **Signed by:** Fred Peterson; **Born:** Oct. 10, 1977, Plainville, NE; **Resides:** Orchard, NE; **Acquired:** Orioles 34<sup>th</sup> round selection in 1997 First Year Player Draft; signed on May 30, 1998.

Year	Club	CL	W	L	ERA	G	GS	CG	SHO	SV	IP	H	R	ER	HR	BB	SO
1998	Gulf Coast	R	0	2	6.75	12	1	0	0	3	24.0	31	19	18	5	13	20
Minor Lg. Totals			0	2	6.75	12	1	0	0	3	24.0	31	19	18	5	13	20

1998: Signed 3 days before '98 draft...Spent 1<sup>st</sup> pro season in Gulf Coast League...In 1<sup>st</sup> 7 appearances, went 0-0 with 2 saves and a 3.75 ERA (12.0IP, 5ER) with 11 Ks...**Personal/Amateur:** Graduated in 1996 from Orchard (NE) HS, where he lettered in baseball, basketball, track and football...Was all-state in track (discus and high jump) and football...Played Little League ball in Orchard and for Oneill (NE) American Legion team...Was a member of the Nebraska Select all-star team in '96...Attended Indian Hills (Iowa) CC for 2 years and played baseball there...Enjoys hunting and fishing...Single.

#### SENA, SONEL [CA]

**HT:** 6-0; **WT:** 195; **B:** R; **T:** R; **Signed by:** Carlos Bernhardt; **Born:** July 28, 1981, La Romana, DR; **Resides:** La Romana, DR; **Acquired:** Signed as a non-drafted free agent Nov. 7, 1997.

Year	Club	CL	AVG	G	AB	R	H	2B	3B	HR	RBI	BB	SO	SB	CS
1998															

Dominican Summer League

1998: Batted .200 (6-30) in 23 games for San Pedro Orioles in Dominican Summer League.

#### SHEPHERD, ALVIE JR. [RHP]

**HT:** 6-7; **WT:** 235; **B:** R; **T:** R; **Signed by:** Lane Decker; **Born:** May 12, 1974, Berwyn, IL; **Resides:** Bellwood, IL; **Acquired:** Orioles 1st round selection (22nd overall) in the 1995 First Year Player Draft.

Year	Club	CL	W	L	ERA	G	GS	CG	SHO	SV	IP	H	R	ER	HR	BB	SO
1995																	
1996	Frederick	A	6	5	5.59	41	6	0	0	10	96.2	112	67	60	13	47	104
1997	Bowie	AA	10	6	5.33	22	19	0	0	0	106.1	98	68	63	19	57	80
1998	Bowie	AA	0	2	3.32	6	3	0	0	0	19.0	13	8	7	3	14	12
	Gulf Coast	R	0	0	4.76	3	3	0	0	0	5.2	7	3	3	2	3	4
Minor Lg. Totals			16	13	5.26	72	31	0	0	10	227.2	230	146	133	37	121	200

1998: Spent most of season on disabled list with injured shoulder...Was activated from extended spring 4/16 and made 2 relief appearances (2 IP) before going back on D.L....Was reactivated in July and pitched 4 times, holding opponents to 1 or 2 runs in 5.0IP in 2 of his 3 starts...Went back on D.L. 8/5 and had surgery on right shoulder on 9/1...Opponents batted only .203 off him at Bowie...1997: Tied for Bowie team lead with 10 wins...Was also tied for 5th among Orioles farmhands...Made 1st 3 appearances out of bullpen, then made 19 starts...Was 5-1 with a 3.22 ERA (44.2IP, 16 ER) through 6/5...Allowed 17 ER in 3.2 innings over consecutive starts 6/15-20...ERA otherwise was 3.86 for season...Walked 39 in 1st 53.1IP but only 18 in final 53.0IP...Went on disabled list 8/8 with back spasms and did not pitch remainder of season...Rated Orioles 8th best prospect by *Baseball America*...1996: Named as Orioles 7th Best Prospect by *Baseball America*...Used out of the bullpen in his first 34 outings for the Keys then started six of seven games beginning 8/4...In relief he was 4-4 with 10 saves and a 6.29 ERA...Was 4th in O's farm system with 10 saves...As a starter went 2-1 with a 3.86 ERA...On 8/28 vs. Winston-Salem he struck out a career-high 11 batters in 5.0 innings...Following the season, was used as a starter for Perth of the Australian Winter League and went 5-0 with a 3.32 ERA in nine starts, including two complete games...1995: Signed in August to a 1996 contract...Pitched for Maui Stingrays in the Hawaiian Winter League and was voted to league's All-Star team...Earned save in championship game...**Personal/Amateur:** Graduated in 1992 from Proviso West HS in Hillside, IL...Was 1st team All-State...Two-time team MVP...As a senior, set school-records for strikeouts (129) and ERA (0.53)...Set school career records with 22 wins, 284 strikeouts, a 1.07 ERA and 9 home runs...Also earned All-Conference honors in basketball and football...Drafted in 32nd round by Angels but went to U. of Nebraska instead...Had 3-year record of 7-15 with 6 saves and a 6.04 ERA for Cornhuskers...Pitched in 51 games, including 23 starts...As a junior, made 21 of 23 appearances out of bullpen, going 2-5 with 5 saves...As sophomore and junior, he also played 1st base and DH for Nebraska, hitting 21 homers in 2



years...Batted .343 with 12 homers and 70 RBI as a junior...Often came in to pitch with no warm-ups after playing 1st base...Rated by *Baseball America* as collegian with "Best Velocity" in '95 draft...Pitched in Alaskan Summer League before signing and was voted best prospect by the league's managers...Single.

#### SHORT, RICHARD (RICK) RYAN [2B/3B]

**HT:** 6-0; **WT:** 195; **B:** R; **T:** R; **Signed by:** Fred Peterson; **Born:** Dec. 6, 1972, Elgin, IL (due west of Chicago); **Resides:** Peoria, IL; **Acquired:** Orioles 33rd round selection in 1994 First Year Player Draft.

Year	Club	CL	AVG	G	AB	R	H	2B	3B	HR	RBI	BB	SO	SB	CS
1994	Bluefield	R	.301	64	229	39	69	8	0	4	35	22	23	4	6
1995	Bluefield	R	.282	11	39	9	11	2	0	2	12	2	1	2	1
	Frederick	A	.077	5	13	1	1	0	0	0	2	1	2	1	0
	High Desert	A	.418	29	98	14	41	3	0	4	12	10	5	1	2
1996	Frederick	A	.312	126	474	68	148	33	0	3	54	29	44	12	7
1997	Frederick	A	.319	126	480	73	153	29	1	10	72	38	44	10	7
1998	Bowie	AA	.230	34	87	12	20	4	0	2	18	13	18	0	0
	Frederick	A	.308	59	221	36	68	14	0	6	28	18	29	3	2
	Rochester	AAA	.176	13	34	3	6	1	0	1	4	4	4	0	0
Minor Lg. Totals			.309	467	1675	255	517	94	1	32	237	137	170	33	25

1998: Played at 3 levels and switched teams 5 times during season... Combined to hit .275 (94-342) in 106 games between Frederick, Bowie and Rochester, with 28 XBH, 50 RBI and 51 runs... Began season at AA Bowie, went to Frederick on 5/31 and returned to Bowie on 7/28... Went to Frederick again, 8/8-14, before returning to Bowie, then was promoted to AAA Rochester on 8/23... Hit only .182 (8-44) in his 1st stint at Bowie, then hit .286 (8-28) and .267 (4-15) in later stints with Baysox... Hit .464 (13-28) during season-high 8-game hitting streak with Frederick, 6/29-7/5... Had an RBI in 7 straight games for Bowie, 8/2-16... Has batted .311 with Frederick in his career and is Keys' all-time leader with 76 doubles... 1997: Led Carolina League with .319 batting average... Was 2nd in league and 3rd in Orioles organization with 153 hits... Named to Carolina League All-Star team at 2B... Played both 2B (63 games) and 3B (54)... Hit .429 (33-77) in June... 1996: His .312 BA was 11th among all full-season 3Bs in minors and 4th best at Class A level, but still only 2nd best at 3B in organization behind Mike Berry's .354 (High Desert), which led all minors... Was 3rd in Carolina League in batting and 5th overall in Orioles organization... Tied for 2nd in league in hits (148)... Finished 2nd in league with 33 doubles and with only 1 strikeout every 11.75 plate appearances, 13th best ratio among Class A players... Named as utility infielder on Carolina League's post-season all-star team... Set Keys records with 33 doubles and a 22-game hitting streak (.472, 42-89), 6/28-7/23... Primarily played 3B, but also played 2B and SS... Batted .357 (82-230) in 65 games from 6/28 to end of season... Batted .411 (39-95) in July, 5th best average in minors for the month... 1995: Batted .516 (16-31) with 2 homers and 8 RBI in his 1st 8 games with High Desert, playing mostly at 2B... Overall, hit .353 (53-150) in 45 games between 3 clubs, with 5 doubles and 6 homers... 1994: Led Bluefield in batting (.301), games (64), hits (69) and was 2nd in RBI (35)... Hit over .300 all season except for his 1st 3 games... Batted .398 (45-113) at Bluefield's Bowen Field, but only .207 (24-116) on the road... **Personal/Amateur:** Was All-Conference 3 years at Larkin HS in Elgin, IL (graduated '91)... Chosen as school's Athlete of the Year in '91 and was named to Chicago Tribune's All-Area team his senior year... Holds school record for highest batting average... Also earned 2 football letters... Was a 3-year starter at Western Illinois University and had a career .344 average... Finished as all-time one-season hit leader at WIU, and led club in batting each of his last 2 seasons... Captained team in '94... Played Little League (South Elgin), Babe Ruth (Elgin Teener League) and American Legion (Elgin Post 57) Baseball... Went to Babe Ruth World Series in '86... Married to the former Karyn Metz (1/6/96)... Enjoys fishing and mountain biking... Worked with mentally and physically challenged young adults for the Peoria (IL) School District in the off-season.

#### SIMS, KENNETH W. [RHP]

**HT:** 6-4; **WT:** 215; **B:** R; **T:** R; **Signed by:** John Green; **Born:** July 24, 1975, Union, SC; **Resides:** Union, SC; **Acquired:** Orioles 38th round selection in 1995 First Year Player Draft... Signed May 15, 1996.

Year	Club	CL	W	L	ERA	G	GS	CG	SHO	SV	IP	H	R	ER	HR	BB	SO
1996	Gulf Coast	R	0	2	4.96	11	2	0	0	2	16.1	22	12	9	2	8	20
1997	Bluefield	R	1	2	3.06	18	2	0	0	1	35.1	30	18	12	2	22	33
1998	Bluefield	R	5	3	3.10	19	1	0	0	0	49.1	49	20	17	2	14	32
	Frederick	A	0	0	1.35	3	0	0	0	1	6.2	6	2	1	1	0	8
Minor Lg. Totals			6	7	3.26	51	5	0	0	4	107.2	107	52	39	7	44	93

1998: Pitched at Bluefield until called up to Frederick on 8/27... After giving up 8 runs in 1 inning in his 1st outing, he compiled a 1.68 ERA (for 48.1IP, 8ER) the remainder of season at Bluefield... Did not allow a run in 11.0IP over 5 appearances from 7/26-8/7, going 2-0 with 9 Ks... Went 3-1 with a 1.91 ERA at home (28.1IP, 6ER)... 1997: After 1st four pro outings, allowed only 8 ER in 31.2 IP (2.27 ERA)... Did not allow an earned run in his last 5 outings of the season and had a 0.79 ERA in 6 games in August (11.1 IP, 1 ER)... 1996: In June had a 1.93 ERA in 5 games (9.1 IP, 2 ER)... **Personal/Amateur:** Played basketball for University of Southern California during 1997-98 season... Played 18 games with 15 starts and averaged 3.1 points and 2.7 rebounds... Prior to signing with Orioles attended New Mexico JC, where he was 1st team all-conference pitcher... Graduated from Union (SC) HS in '94... Played basketball and baseball... Nickname is "Duck"... Hobbies include cutting hair and playing sports... Played Little League and American League baseball, earning awards for hustle and sportsmanship... Has a daughter, Kennedy Rachel DeShay Sims.

#### SOSA, MILCIADES [RHP]

**HT:** 6-3; **WT:** 165; **B:** R; **T:** R; **Signed by:** Carlos Bernhardt; **Born:** Aug. 20, 1981, San Jose de Los Manos, DR; **Resides:** San Jose de Los Manos, DR; **Acquired:** Signed as a non-drafted free agent Nov. 7, 1997.

Year	Club	CL	W	L	ERA	G	GS	CG	SHO	SV	IP	H	R	ER	HR	BB	SO
1998	Dominican Summer League																

1998: Went 3-5 with a 4.95 ERA (60.0IP, 33ER) for San Pedro Orioles in Dominican Summer League... Pitched in 13 games and made 9 starts... Was 3rd on team in IP.

#### SOTO, RUBEN A. [SS]

**HT:** 6-0; **WT:** 165; **B:** S; **T:** R; **Signed by:** Patrick Guerrero; **Born:** Aug. 4, 1980, Santo Domingo, DR; **Resides:** Nigua, DR; **Acquired:** Signed as a non-drafted free agent Sept. 5, 1997, to a 1998 contract.

Year	Club	CL	AVG	G	AB	R	H	2B	3B	HR	RBI	BB	SO	SB	CS
1998	Dominican Summer League														

1998: Batted .282 (35-122) in 43 games for San Pedro Orioles of Dominican Summer League... Had 5 doubles and 3 HR with 19 RBI.

#### SPURGEON, JAY [RHP]

**HT:** 6-6; **WT:** 211; **B:** R; **T:** R; **Signed by:** Gil Kubski; **Born:** July 5, 1976, West Covina, CA; **Resides:** Coarsegold, CA; **Acquired:** Orioles 8th round selection in 1997 First Year Player Draft.

Year	Club	CL	W	L	ERA	G	GS	CG	SHO	SV	IP	H	R	ER	HR	BB	SO
1997	Bluefield	R	1	1	3.34	9	7	0	0	0	35.0	35	13	13	4	14	32
1998	Delmarva	A	11	3	2.64	27	20	0	0	0	136.1	112	49	40	8	48	103
Minor Lg. Totals			12	4	2.78	36	27	0	0	0	171.1	147	62	53	12	62	135

1998: Led Orioles farmhands and finished 8th in South Atlantic League with a 2.64 ERA... Tied Josh McNatt and Matt Snyder for most wins in organization with 11... In 14 home games for Delmarva, went 7-1 with a 2.27 ERA (79.1IP, 20ER)... Went 2-1 with a 1.59 ERA in June... Went 6-0 over his final 8 starts beginning 7/15... 1997: Joined team in late July after signing... Went 1-1 with a 2.00 ERA in 5 starts in August, including 3-game stretch 8/5-16 in which he allowed 1 run in 17.0 IP... **Personal/Amateur:** Was a 27th round selection of the Houston Astros in the 1994 First Year Player Draft... Graduated from Yosemite (CA) HS in '94... Was a two-time all-league selection in baseball and basketball and was named school's senior male athlete of the year... Attended University of Hawaii at Manna for three years... Played 28 games in outfield as a freshman before switching to pitching as a sophomore... Led team in appearances as a sophomore and junior... Enjoys golf, jet skiing and snowboarding.

#### STEPHENS, JOHN [RHP]

**HT:** 6-1; **WT:** 200; **B:** R; **T:** R; **Signed by:** Brett Ward; **Born:** Nov. 15, 1979, Sydney, Australia; **Resides:** Berela, New South Wales, Australia; **Acquired:** Signed to a 1997 contract as a non-drafted free agent July 3, 1996.

Year	Club	CL	W	L	ERA	G	GS	CG	SHO	SV	IP	H	R	ER	HR	BB	SO
1997	Bluefield	R	2	0	2.25	4	4	0	0	0	24.0	17	6	6	4	5	34
	Gulf Coast	R	3	0	0.82	9	3	0	0	1	33.0	15	3	3	1	9	43
1998	Delmarva	A	1	2	2.60	6	6	1	1	0	34.2	25	11	10	3	13	40
Minor Lg. Totals			6	2	1.87	19	13	1	1	1	91.2	57	20	19	8	27	117

1998: Made 6 starts for Delmarva before going on D.L. 5/11 for remainder of season with a neck strain...After allowing 7 runs in 1.1 innings in his 1<sup>st</sup> start, pitched to a 0.82 ERA (33.1IP, 3ER) while striking out 40 and walking 9...Threw a complete game, 5-hit shutout 4/24 at Hickory...1997: Combined to go 5-0 with a 1.42 ERA in his 1st pro season...Averaged 12.2 strikeouts/9innings...Allowed runs in only his 1st and last games in Gulf Coast League...Moved up to Bluefield in early August and struck out 12 in 8 innings in 3-0 win at Bristol on 8/18...Made 2 starts for Sydney in Australian Baseball League following season, going 0-1 with a 9.00 ERA...Personal/Amateur: Played for Australian AAA National Team's USA Tour in fall '97...Played at Camden Yards in 1995 on Australian AA Team's U.S. tour...Graduate of Parramatta Marist HS in Weastmead, New South Wales...Also played basketball and soccer...Lists music as a hobby.

#### TAPIA, RAFAEL [RHP]

HT: 6-2; WT: 167; B: R; T: R; Signed by: Carlos Bernhardt; Born: Apr. 28, 1978, San Pedro de Macoris, DR; Resides: San Pedro de Macoris, DR; Acquired: Signed as non-drafted free agent, Dec. 19, 1994.

Year	Club	CL	W	L	ERA	G	GS	CG	SHO	SV	IP	H	R	ER	HR	BB	SO
1995																	
1996																	
1997																	
1998	Frederick	A	0	0	0.00	1	0	0	0	0	1.0	1	0	0	0	0	1
	Delmarva	A	1	0	5.40	2	0	0	0	0	1.2	3	1	1	0	1	0
	Gulf Coast	R	2	0	5.23	11	2	0	0	0	32.2	42	24	19	1	9	22
	Bluefield	R	0	2	5.48	4	4	0	0	0	21.1	24	18	13	3	11	20
Minor Lg. Totals			3	2	5.24	18	6	0	0	0	56.2	70	43	33	4	21	43

NOTE: Played first two years under name of Rafael Linares.

1998: Split season between 4 clubs but spent most of his season with Gulf Coast League Orioles...Combined to go 3-2 with a 5.24 ERA (56.2IP, 33ER) in 18 games...Began season in extended spring training before joining Frederick on 5/5 and going to Delmarva 5/11...With Gulf Coast O's, went 2-0 with a 2.18 ERA (20.2 IP, 5 ER) in 6 games, 7/8-30...Otherwise, allowed 14 ER in 12.0IP in GCL...In 6 starts on season (2 with GCL, 4 at Bluefield), he went 1-2 with a 4.24 ERA (34.0IP, 16 ER)...In 12 relief appearances, he was 2-0 with a 6.75 ERA (22.2IP, 17 ER)...1997: Went 3-3 with 5.82 ERA in 16 games, all in relief, for San Pedro Orioles in Dominican Summer League...Pitched 34.0 innings, allowing 40 hits and 19 walks with 34 strikeouts...In Dominican Winter League, went 1-1 with 2.55 ERA in team-leading 14 games for San Pedro Orioles...1995-96: Played for San Pedro Orioles in Dominican Summer League...In '96 was 1-3 with a 4.28 ERA (40 IP, 19 ER)...Led club with 21 appearances (all in relief), 17 games finished and 4 saves...Allowed 34 hits and 39 walks while striking out 20.

#### TAVAREZ, DAVID [RHP]

HT: 6-3; WT: 191; B: R; T: R; Signed by: Patrick Guerrero; Born: Jan. 13, 1982, Santiago, DR; Resides: Cerro Alto, DR; Acquired: Signed as a non-drafted free agent July 2, 1998, to a 1999 contract.

Year	Club	CL	W	L	ERA	G	GS	CG	SHO	SV	IP	H	R	ER	HR	BB	SO
1999																	

Will be first professional season

#### THEODILE, SIMIEON DE'ANDRAY [RHP]

HT: 6-2; WT: 195; B: R; T: R; Signed by: Mike Tullier; Born: April 15, 1977, New Iberia, LA; Resides: Jeanerette, LA; Acquired: Orioles 12th round selection in 1996 First Year Player Draft...Signed May 26, 1997.

Year	Club	CL	W	L	ERA	G	GS	CG	SHO	SV	IP	H	R	ER	HR	BB	SO
1997	Bluefield	R	0	0	21.86	4	0	0	0	0	7.0	21	20	17	1	4	6
	Gulf Coast	R	0	1	1.99	15	0	0	0	6	22.2	22	6	5	0	7	17
1998	Delmarva	A	2	1	6.48	19	0	0	0	0	25.0	30	19	18	3	11	21
	Bluefield	R	2	5	2.96	18	6	0	0	1	54.2	47	24	18	2	15	61
Minor Lg. Totals			4	7	3.16	56	6	0	0	7	165.1	120	69	58	6	37	105

1998: Combined to go 4-6 with a 4.07 ERA (79.2IP, 36ER) in 37 games between Delmarva and Bluefield...Began season at Delmarva and was 1-0 in his 1<sup>st</sup> 8 appearances (8.1IP, 2ER)...Moved to Bluefield and in 6 appearances from 7/1-20, went 1-0 with a save and allowed 1 ER in 13.1IP...Finished 5<sup>th</sup> in Appalachian League with a 2.96 ERA...1997: Finished 4<sup>th</sup> in Gulf Coast League with 16 relief points, 6 saves and a 1.99 ERA...Personal/Amateur: Attended Galveston (TX) JC for one year...Graduated from Acadiana (LA) HS in 1996 after attending Jeanerette (LA) HS for three years...His older brother, Robert, was picked in the 8th round by the White Sox in 1992 and has a 37-33

record in six seasons in their farm system...Is a cousin of former NBA basketball star Clyde Drexler, currently head basketball coach at the University of Houston...Enjoys hunting and fishing.

#### TOMASZEWSKI, ELIOT CHRISTOPHER [RHP]

HT: 6-4; WT: 190; B: R; T: R; Signed by: Jeff Morris; Born: Jan. 13, 1980, Albuquerque, NM; Resides: Albuquerque, NM; Acquired: Orioles 11<sup>th</sup> round selection in 1998 First Year Player Draft.

Year	Club	CL	W	L	ERA	G	GS	CG	SHO	SV	IP	H	R	ER	HR	BB	SO
1998	Gulf Coast	R	0	1	7.16	16	1	0	0	1	27.2	29	28	22	2	32	19
Minor Lg. Totals			0	1	7.16	16	1	0	0	1	27.2	29	28	22	2	32	19

1998: Allowed 32 walks, 2<sup>nd</sup> in Gulf Coast League...In 1<sup>st</sup> 11 appearances was 0-1 with 1 save and a 4.41 ERA, while finishing 8 games...Walked 18 batters in his last 5 outings (13.1IP), including 6 batters in 3.1IP in his only start...Personal/Amateur: Graduated from Sandia (NM) HS in 1998...Went 15-8 as a senior and was state's Gatorade Player of the Year...Played Little League and Connie Mack League baseball.

#### TOWERS, JOSHUA ERIC (JOSH) [RHP]

HT: 6-1; WT: 165; B: R; T: R; Signed by: Gil Kubschi; Born: Feb. 26, 1977, Port Hueneme, CA; Resides: Port Hueneme, CA; Acquired: Orioles 15th round selection in 1996 First Year Player Draft.

Year	Club	CL	W	L	ERA	G	GS	CG	SHO	SV	IP	H	R	ER	HR	BB	SO
1996	Bluefield	R	4	1	5.24	14	9	0	0	0	55.0	63	35	32	9	5	61
1997	Delmarva	A	0	0	3.44	9	1	0	0	1	18.1	18	9	7	1	2	16
	Frederick	A	6	2	4.86	25	3	0	0	1	53.2	74	36	29	4	18	64
1998	Frederick	A	8	7	3.34	25	20	3	0	0	145.1	137	58	54	11	9	122
	Bowie	AA	2	1	3.50	5	2	0	0	0	18.0	20	9	7	1	4	7
Minor Lg. Totals			20	11	4.00	78	35	3	0	3	290.1	312	146	129	26	38	270

1998: Spent most of season at Frederick...Led Carolina League starters with 0.39 BB/9IP and was 4<sup>th</sup> with 9.66 runners/9IP...Finished tied for 5<sup>th</sup> in CL with 3 complete games...Was 4<sup>th</sup> in Orioles organization with a 3.36 ERA and tied for 4<sup>th</sup> 10 wins and 129 strikeouts...From 5/5-6/3, went 6-0 in 6 starts, with a 2.77 ERA and was named Carolina League Player of the Month for May...Pitched complete game win 6/18 vs. Winston-Salem, striking out 10 batters...Walked only 1 batter in his final 72.1IP at Frederick before promotion to Bowie on 8/15...Had stretches of 48.2 (with Frederick and Bowie) and 42.2 innings (with Frederick) in which he did not allow a walk, the two longest consecutive innings streaks among minor league pitchers in '98...Was winning pitcher with 2 shutout innings for Northern Division in Carolina League All-Star Game...After promotion to AA Bowie he went 2-0 with a 2.84 ERA as a starter...1997: Won his last 4 decisions at Frederick...Walked only 20 batters in 72.0 innings between Delmarva and Frederick...1996: Led Appy League starters with only 74 walks per 9 IP...Was tied for 3rd with 9 homers allowed...Had a 1.35 ERA and fanned 12 batters in 5 relief outings (6.2 IP, 1 ER)...As a starter, was 3-1 with a 5.77 ERA (48.1 IP, 31 ER)...Personal/Amateur: Attended Oxnard (CA) JC...Was named conference MVP and Juco All-America...Graduated from Hueneme HS in Oxnard and was all-county...His uncle, Roger Frash, was an IF-OF in Mets organization 1980-82...Single...Hobbies are music and playing cards.

#### TRINIDAD, FERNANDO [RHP]

HT: 6-2; WT: 167; B: R; T: R; Signed by: Carlos Bernhardt; Born: Nov. 1, 1979, Santo Cruz de el Seibo, DR; Resides: Hato Mayo, DR; Acquired: Signed as a non-drafted free agent July 1, 1997.

Year	Club	CL	W	L	ERA	G	GS	CG	SHO	SV	IP	H	R	ER	HR	BB	SO
1997																	
1998																	
	Gulf Coast	R	1	0	4.50	3	0	0	0	0	6.0	4	3	3	0	6	1
Minor Lg. Totals			1	0	4.50	3	0	0	0	0	6.0	4	3	3	0	6	1

1998: Spent most of season with Orioles' Dominican Summer League team before joining Gulf Coast O's...Made 11 starts in DSL, going 4-4 with a 4.50 ERA (62.0IP, 31ER)...Had 2 complete games...Finished 2 of 3 games he pitched in GCL and held opponents to .211 BA...1997: Went 2-3 with a 5.35 ERA in 7 games, all starts, for San Pedro Orioles of Dominican Summer League...Pitched 38.2 innings, allowing 59 hits and only 6 walks while striking out 24.



**TUCKER, MAMON LEVI [OF]**

**HT:** 6-3; **WT:** 188; **B:** R; **T:** R; **Signed by:** Jim Robinson; **Born:** Oct. 18, 1979, Shreveport, LA; **Resides:** Austin, TX; **Acquired:** Orioles sandwich pick (39<sup>th</sup> selection overall) in 1998 First Year Player Draft.

Year	Club	CL	AVG	G	AB	R	H	2B	3B	HR	RBI	BB	SO	SB	CS
1998	Gulf Coast	R	.143	12	42	5	6	0	0	0	2	1	17	1	0
Minor Lg. Totals			.143	12	42	5	6	0	0	0	2	1	17	1	0

1998: Signed on 7/20 and played sparingly for GCL Orioles...**Personal/Amateur:** Graduated from S.F. Austin (TX) HS in '98...Earned all-state honors and was District MVP in both his junior and senior seasons...Was named to Rawlings H.S. All-America team as a senior and was named to Academic All-District team.

**UGUETO, CARLOS E. [RHP]**

**HT:** 6-1; **WT:** 170; **B:** R; **T:** R; **Signed by:** Ubaldo Heredia; **Born:** Apr. 15, 1981, Parroquia Caruao, Venezuela; **Resides:** Catia La Mar, Venezuela; **Acquired:** Signed as a non-drafted free agent July 3, 1997, to a 1998 contract.

Year	Club	CL	W	L	ERA	G	GS	CG	SHO	SV	IP	H	R	ER	HR	BB	SO
1998	Venezuelan Summer League																

1998: Went 0-2 with a 3.92 ERA (20.2IP, 9ER) in 9 games for Universidad in Venezuelan Summer League...Made 2 starts.

**VALDEZ, SANTO [RHP]**

**HT:** 6-3; **WT:** 170; **B:** R; **T:** R; **Signed by:** Patrick Guerrero; **Born:** Mar. 20, 1982, Bani, DR; **Resides:** Santo Domingo, DR; **Acquired:** Signed as a non-drafted free agent Aug. 1, 1998, to a 1999 contract.

Year	Club	CL	W	L	ERA	G	GS	CG	SHO	SV	IP	H	R	ER	HR	BB	SO
1999	Will be first professional season																

**VOLQUEZ, ANGEL BOLIVAR [SS]**

**HT:** 6-3; **WT:** 174; **B:** R; **T:** R; **Signed by:** Patrick Guerrero; **Born:** July 3, 1981, Santo Domingo, DR; **Resides:** Santo Domingo, DR; **Acquired:** Signed as a non-drafted free agent July 12, 1998, to a 1999 contract.

Year	Club	CL	AVG	G	AB	R	H	2B	3B	HR	RBI	BB	SO	SB	CS
1999	Will be first professional season														

**WADE, MICHAEL RYAN [CA]**

**HT:** 6-5; **WT:** 200; **B:** R; **T:** R; **Signed by:** Lane Decker; **Born:** Oct. 31, 1975, Moore, OK; **Resides:** Bethany, OK; **Acquired:** Signed as a non-drafted free agent June 18, 1998.

Year	Club	CL	AVG	G	AB	R	H	2B	3B	HR	RBI	BB	SO	SB	CS
1998	Gulf Coast	R	.118	7	17	3	2	0	0	1	1	2	5	0	1
	Frederick	A	.133	14	30	1	4	0	0	1	2	0	10	0	0
Minor Lg. Totals			.128	21	47	4	6	0	0	2	3	2	15	0	1

1998: Started season in Gulf Coast League before call-up to Frederick on 7/8...Played sparingly in August...**Personal/Amateur:** Graduated from Norman (OK) HS in 1994...Played baseball his only 2 years there and was team captain...Attended 3 colleges: Mid-America College, Oral Roberts Univ. and Southern Nazarene Univ. in Oklahoma...Named to all-Regional team and 2<sup>nd</sup> team NJCAA All-America in '94 at Mid-America...Was All-SAC in '97...Batted .440 for Athletes in Action in NBC World Series in '97...Married to the former Garalee Ann Neufeld (8/2/97).

**WHITECOTTON, WILLIAM (BILLY) KENNETH [RHP]**

**HT:** 6-3; **WT:** 175; **B:** R; **T:** R; **Signed by:** Marc Tramuta; **Born:** Aug. 18, 1980, Baltimore, MD; **Resides:** Linthicum, MD; **Acquired:** Orioles 24<sup>th</sup> round selection in 1998 First Year Player Draft.

Year	Club	CL	W	L	ERA	G	GS	CG	SHO	SV	IP	H	R	ER	HR	BB	SO
1998	Gulf Coast	R	4	2	6.14	10	7	0	0	0	48.1	52	35	33	6	12	29
Minor Lg. Totals			4	2	6.14	10	7	0	0	0	48.1	52	35	33	6	12	29

1998: Pitched for Gulf Coast League O's...Allowed 6 HR, tied for 6<sup>th</sup> in GCL...In 3 relief appearances, all long relief, was 3-0 with a 6.23 ERA (13.0IP, 9ER)...In his 7 starts, he was 1-2 with a 6.11 ERA (35.1IP, 24ER)...**Personal/Amateur:** Graduated in 1998 from North County HS in Anne Arundel Co., south of Baltimore...Was all-county in baseball and also played football.

**YARNO, JOSHUA (JOSH) ANTHONY [RHP]**

**HT:** 6-5; **WT:** 214; **B:** R; **T:** R; **Signed by:** John Gillette; **Born:** Nov. 16, 1979, Tampa, FL; **Resides:** Troy, ID; **Acquired:** Orioles 5<sup>th</sup> round selection in 1998 First Year Player Draft.

Year	Club	CL	W	L	ERA	G	GS	CG	SHO	SV	IP	H	R	ER	HR	BB	SO
1998	Gulf Coast	R	3	4	4.37	16	6	0	0	0	57.2	71	40	28	6	20	46
Minor Lg. Totals			3	4	4.37	16	6	0	0	0	57.2	71	40	28	6	20	46

1998: Won back-to-back starts, 7/20 & 7/27, pitching 10 innings with 10 Ks and allowing no earned runs...In his last 2 starts, 8/19 & 8/26, he pitched 12 innings and allowed 1 walk and 1 earned run...Allowed 6 HR, tied for 6<sup>th</sup> among Gulf Coast League hurlers...**Personal/Amateur:** Graduated from Moscow (ID) HS in 1998...Spent final 2 years there...Earlier attended Lewis and Clark HS in Spokane, WA...His father, George Yarno, was an offensive lineman for 12 years in the NFL (1979-90) with Tampa, Atlanta, Houston and Green Bay, and currently is an assistant football coach at the University of Houston.

**ZWIRCHITZ, DAVID ALAN [RHP]**

**HT:** 6-2; **WT:** 220; **B:** R; **T:** R; **Signed by:** Fred Petersen; **Born:** Jan. 8, 1979, Merrill, WI; **Resides:** Appleton, WI; **Acquired:** Orioles 10<sup>th</sup> round selection in 1997 First Year Player Draft.

Year	Club	CL	W	L	ERA	G	GS	CG	SHO	SV	IP	H	R	ER	HR	BB	SO
1997	Injured-Did Not Play																
1998	Injured-Did Not Play																

1997-98: Was sidelined both years with a right elbow strain...**Personal/Amateur:** Is a 1997 graduate of Appleton (WI) East HS...Lettered in baseball three years but did not play his senior year because of a disciplinary problem...Played for Waterloo (IA) Black Yaks in the Iowa Wood Bat League...His brother, Andy, signed with the NY Mets and currently is pitching in the Atlanta Braves organization...Played for Appleton's state champs in both Little League and Babe Ruth League baseball...Enjoys sports, fishing and music.

## NOTES

# RECORDS & HISTORY



Bobby Grich (left) is honored in the Orioles Hall of Fame Induction Ceremony



# MAJOR LEAGUE FRANCHISE RECORDS

## SINCE O'S RETURN TO MAJORS 1954-1998

(Franchises that existed in 1954 only)

Rank	Won-Lost	Pct.	Rank	Won-Lost	Pct.
1-Yankees	4069-3293	.5527	9-White Sox	3639-3452	.513185
2-Dodgers	3859-3242	.5434	10-Pirates	3595-3492	.50726
3-ORIOLES	3775-3305	.5332	11-Tigers	3603-3500	.50725
4-Reds	3777-3315	.5326	12-Indians	3490-3592	.4928
5-Red Sox	3674-3425	.5175	13-Phillies	3442-3653	.4851
6-Braves	3649-3438	.5149	14-Twins*	3419-3677	.4818
7-Giants	3649-3455	.5137	15-Athletics	3377-3724	.4756
8-Cardinals	3638-3451	.513189	16-Cubs	3331-3753	.4702

\*Formerly Washington Senators, 1954-60

## SINCE START OF DIVISION PLAY 1969-1998

Rank	Won-Lost	Pct.	Rank	Won-Lost	Pct.
1-Yankees	2579-2142	.5463	16-White Sox	2319-2398	.4916
2-ORIOLES	2569-2143	.5452	17-Expos	2319-2407	.4907
3-Dodgers	2540-2191	.5369	18-Phillies	2313-2418	.4889
4-Reds	2536-2192	.5364	19-Angels	2303-2430	.4866
5-Red Sox	2523-2204	.5337	20-Twins	2297-2428	.4861
6-Pirates	2432-2290	.5150	21-Rockies (since '93)	440-469	.4840
7-A's	2415-2316	.5104	22-Cubs	2284-2436	.4838
8-Astros	2409-2325	.5089	23-Brewers*	2274-2455	.4809
9-Royals	2407-2315	.5097	24-Rangers+	2265-2455	.4799
10-Cardinals	2395-2330	.5069	25-Indians	2235-2477	.4743
11-Giants	2361-2375	.4985	26-Padres	2165-2568	.4574
12-Braves	2352-2367	.4984	27-Marlins (since '93)	408-498	.4503
13-Mets	2349-2375	.4972	28-Mariners (since '77)	1545-1894	.4492
14-Tigers	2351-2379	.4970	29-Diamondbacks (since '98)	65-97	.4012
15-Blue Jays (since '77)	1700-1740	.4942	30-Devil Rays (since '98)	63-99	.3889

\*includes record as Washington Senators, 1969-71

#includes record as Seattle Pilots, 1969

## YANKS & O'S ARE 1-2 STARTING 1960 1960-98

Rank	Won-Lost	Pct.	Rank	Won-Lost	Pct.
1-Yankees	3386-2781	.5491	16-Expos (since '69)	2319-2407	.4907
2-ORIOLES	3371-2788	.5473	17-A's	3013-3165	.4877
3-Dodgers	3333-2843	.5397	18-Phillies	3009-3162	.4876
4-Reds	3307-2861	.5362	19-Angels (since '61)	2917-3109	.4841
5-Red Sox	3201-2974	.5184	20-Rockies (since '93)	440-469	.4840
6-Pirates	3192-2971	.5179	21-Brewers#(since '69)	2274-2455	.4809
7-Cardinals	3192-2973	.5178	22-Indians	2956-3204	.4799
8-Giants	3173-3007	.5134	23-Cubs	2927-3234	.4751
9-Royals (since '69)	2407-2315	.5097	24-Mets (since '62)	2743-3112	.4685
10-Tigers	3143-3036	.5087	25-Rangers*(since '61)	2786-3223	.4634
11-White Sox	3103-3084	.5032	26-Padres (since '69)	2165-2568	.4574
12-Braves	3010-3051	.4966	27-Marlins (since '93)	408-498	.4503
13-Twins+	3062-3110	.4961	28-Mariners (since '77)	1545-1894	.4492
14-Blue Jays (since '77)	1700-1740	.4942	29-Diamondbacks (since '98)	65-97	.4012
15-Astros (since '62)	2883-2983	.4915	30-Devil Rays (since '98)	63-99	.3889

\*includes record as Washington Senators, 1960

#includes record as Seattle Pilots, 1969

\*includes record as Washington Senators, 1969-71

## FEWEST ERRORS ONE SEASON, MAJOR LEAGUE HISTORY

	Team	Year	Errors
1)	Baltimore	1998	81
2)	Minnesota	1988	84
3)	Toronto	1990	86
4)	Baltimore	1989	87
	Oakland	1990	87
	Texas	1996	87
7)	Milwaukee	1992	89
8)	Baltimore	1991	91
	Kansas City	1997	91
	Atlanta	1998	91

## ORIOLES YEAR-BY-YEAR BATTING LEADERS

YR	AVG	HOMERS	RBI	STEEALS	YR
'54	Abrams .293	Stephens 8	Stephens 46	Coan 9	'54
'55	Triandos .277	Triandos 12	Triandos 65	Diering 5	'55
				Pope 5	
'56	Nieman .322	Triandos 21	Triandos 88	Francona 11	'56
'57	Boyd .318	Triandos 19	Triandos 72	Pilarcik 14	'57
'58	Woodling .276	Triandos 30	Triandos 79	Pilarcik 7	'58
'59	Woodling .300	Triandos 25	Woodling 77	Pilarcik 9	'59
'60	B. Robinson .294	Hansen 22	Gentile 98	Breeding 10	'60
'61	Gentile .302	Gentile 46	Gentile 141	Brandt 10	'61
'62	B. Robinson .303	Gentile 33	Gentile 87	Brandt 9	'62
'63	A. Smith .272	Powell 25	Powell 82	Aparicio* 40	'63
'64	B. Robinson .317	Powell 39	B. Robinson* 118	Aparicio* 57	'64
'65	B. Robinson .297	Blefary 22	B. Robinson* 80	Aparicio 26	'65
'66	F. Robinson* .316	F. Robinson* 49	F. Robinson* 122	Aparicio 25	'66
'67	F. Robinson .311	F. Robinson 30	F. Robinson 94	Aparicio 18	'67
'68	B. Robinson .253	Powell 22	Powell 85	Buford 27	'68
'69	F. Robinson .308	Powell 37	Powell 121	Blair 20	'69
'70	F. Robinson .306	Powell 35	Powell 114	Blair 24	'70
'71	Rettenmund .318	F. Robinson 28	F. Robinson 99	Buford 15	'71
				Rettenmund 15	
'72	Grich .278	Powell 21	Powell 81	Baylor 24	'72
'73	T. Davis .306	Williams 22	T. Davis 89	Baylor 32	'73
'74	T. Davis .289	Grich 19	T. Davis 84	Baylor 29	'74
'75	Singleton .300	Baylor 25	L. May 99	Baylor 32	'75
'76	Singleton .278	R. Jackson 27	L. May* 109	Bumbry 42	'76
'77	Singleton .328	L. May 27	L. May 99	Kelly 25	'77
'78	Singleton .293	DeCinces 27	Singleton 99	Harlow 14	'78
'79	Murray .295	Singleton 35	Singleton 111	Bumbry 37	'79
'80	Bumbry .318	Murray 32	Murray 116	Bumbry 44	'80
'81	Murray .294	Murray+ 22	Murray* 78	Bumbry 22	'81
'82	Murray .316	Murray 32	Murray 110	Bumbry 10	'82
'83	C. Ripken .318	Murray 33	Murray 111	Shelby 15	'83
'84	Murray .306	Murray 29	Murray 110	Shelby 12	'84
'85	Murray .297	Murray 31	Murray 124	Wiggins 30	'85
'86	Murray .305	C. Ripken 25	Murray 84	Wiggins 21	'86
'87	Sheets .316	Sheets 31	C. Ripken 98	Wiggins 20	'87
'88	Murray .284	Murray 28	Murray 84	Stanicek 12	'88
'89	Bradley .277	Tettleton 26	C. Ripken 93	Devereaux 22	'89
'90	Finley .256	C. Ripken 21	C. Ripken 84	Finley 22	'90
'91	C. Ripken .323	C. Ripken 34	C. Ripken 114	Devereaux 16	'91
'92	Devereaux .276	Devereaux 24	Devereaux 107	Anderson 53	'92
'93	Holles .310	Holles 29	C. Ripken 90	Anderson 24	'93
'94	Palmeiro .319	Palmeiro 23	Palmeiro 76	Anderson 31	'94
'95	Palmeiro .310	Palmeiro 39	Palmeiro 104	Anderson 26	'95
'96	Alomar .328	Anderson 50	Palmeiro 142	Anderson 21	'96
'97	Anderson .288	Palmeiro 38	Palmeiro 110	Anderson 18	'97
'98	Davis .327	Palmeiro 43	Palmeiro 121	Anderson 21	'98

\* Led league + Tied for league lead

## 300 HITTERS

Avg	Player(s)
3283	Singleton-'77
3282	Alomar-'96
327	Davis-'98
323	C. Ripken-'91
322	Nieman-'56
319	Palmeiro-'94*
318	Boyd-'57, Rettenmund-'71
	Bumbry-'80, C. Ripken-'83
317	B. Robinson-'64
	Bumbry-'77
316	F. Robinson-'66*
	Murray-'82, Sheets-'87
315	C. Ripken-'94*
311	F. Robinson-'67
310	Holles-'93
310	Palmeiro-'95
308	F. Robinson-'69
306	F. Robinson-'70
	T. Davis-'73
	Murray-'83, Murray-'84
305	Murray-'86
304	Powell-'69, Singleton-'80
	C. Ripken-'84
303	B. Robinson-'62
302	Gentile-'61
300	Woodling-'59
	Singleton-'75
	Murray-'80

Total: Min. 477 apps thru '60 and 502 plate apps from '61, except 1994 strike season (447 plate apps needed)...Leaders: Murray-5 times, Powell-4, F. Robinson-3, Gentile, Palmeiro-2 each.

## 30 HR SEASONS

50	Anderson-'96
49	F. Robinson-'66*
46	Gentile-'61
43	Palmeiro-'98
39	Powell-'64
	Palmeiro-'95, '96
38	Palmeiro-'97
37	Powell-'69
35	Powell-'70
	Singleton-'79
34	Powell-'66
	C. Ripken-'91
33	Gentile-'62
	Murray-'83
	F. Robinson-'69
	Murray-'80, '82
31	Murray-'85
	Sheets-'87
30	Triandos-'58
	F. Robinson-'67
	Murray-'87

Notes: F. Robinson in '66 is only Oriole to lead AL, out-right in HR...Murray tied for lead with 22 in '81...Leaders: Murray-5 times, Powell-4, F. Robinson-3, Gentile, Palmeiro-2 each.

## 100 RBI SEASONS

RBI	Player(s)
142	Palmeiro-'96
141	Gentile-'61
124	Murray-'85
122	F. Robinson-'66
121	Powell-'69
	Palmeiro-'98
118	B. Robinson-'64
116	Murray-'80
	Bonilla-'96
114	Powell-'70
	C. Ripken-'91
111	Singleton-'79
	Murray-'83
110	Murray-'82
	Murray-'84
	C. Ripken-'85
	Anderson-'96
	Palmeiro-'97
109	Powell-'66
	L. May-'76
107	Devereaux-'92
104	Singleton-'80
104	Palmeiro-'95
102	C. Ripken-'83
	C. Ripken-'96
100	B. Robinson-'66
	F. Robinson-'69

Notes: O's had four 100-RBI men in '96...Seven O's have had 100 RBI in a season two or more times...Leaders: Murray-5 times, C. Ripken-4, Powell, Palmeiro-3 each, B. Robinson, F. Robinson, Singleton-2 each.

# ORIOLES YEAR-BY-YEAR PITCHING LEADERS

YR	WON	LOST	INNINGS	ERA	YR				
'54	Turley	14	Larson	21	Coleman	221.1	Pilette	3.12	'54
'55	Wilson	12	Wilson	18	Wilson	235.1	Wilson	3.45	'55
'56	Moore	12	Wright	12	Moore	185.0	C. Johnson	3.42	'56
'57	C. Johnson	14	Moore	13	C. Johnson	242.0	C. Johnson	3.20	'57
'58	Portocarrero	15	Harshman	15	Harshman	236.1	Harshman	2.90	'58
'59	Pappas	15	O'Dell	12	Wilhelm	226.0	Wilhelm	2.19	'59
	Wilhelm	15							
'60	Estrada+	18	Estrada	11	Estrada	208.2	Brown	3.06	'60
			J. Fisher	11					
			Pappas	11					
'61	Barber	18	Fisher	13	Barber	248.1	Pappas	3.03	'61
'62	Pappas	12	Estrada+	17	Estrada	223.1	Roberts	2.78	'62
'63	Barber	20	Barber	13	Barber	258.2	Barber	2.75	'63
'64	Bunker	19	Barber	13	Pappas	251.2	Bunker*	2.69	'64
'65	Barber	15	Barber	10	Pappas	221.1	Pappas	2.61	'65
			Barber	10		220.2			
'66	Palmer	15	Palmer	10	McNally	213.0	McNally	3.17	'66
'67	Phoebeus	14	S. Miller	10	Phoebeus	208.0	Phoebeus	3.33	'67
			Richert	10					
'68	McNally	22	Phoebeus	15	McNally	273.0	McNally	1.95	'68
'69	Cuellar	23	Cuellar	11	Cuellar	290.2	Palmer	2.34	'69
'70	Cuellar+	24	Palmer	10	Palmer+	305.0	Palmer	2.71	'70
	McNally+	24							
'71	McNally+	21	Cuellar	9	Cuellar	292.0	Palmer	2.68	'71
			Palmer	9					
'72	Palmer	21	Dobson+	18	Palmer	274.1	Palmer	2.07	'72
'73	Palmer	22	McNally	17	Palmer	296.0	Palmer*	2.40	'73
'74	Cuellar	22	Grimsley	13	Grimsley	296.0	Grimsley	3.07	'74
'75	Palmer+	23	Grimsley	13	Palmer	323.0	Palmer*	2.09	'75
'76	Palmer*	22	Cuellar	13	Palmer*	315.0	Palmer	2.51	'76
			Palmer	13					
'77	Palmer+	20	R. May	14	Palmer*	319.0	Palmer	2.91	'77
'78	Palmer	21	Flanagan	15	Palmer*	296.0	Palmer	2.46	'78
'79	Flanagan*	23	D. Martinez	16	D. Martinez+	292.0	Flanagan	3.08	'79
'80	Stone*	25	Flanagan	13	McGregor	252.0	Stone	3.23	'80
'81	D. Martinez+	14	Palmer	8	D. Martinez	179.0	Stewart	2.33	'81
			Stewart	8					
'82	D. Martinez	16	D. Martinez	12	D. Martinez	252.0	Palmer	3.13	'82
			McGregor	12					
'83	McGregor	18	D. Martinez	16	McGregor	260.0	Boddicker	2.77	'83
'84	Boddicker*	20	Flanagan	13	Boddicker	261.1	Boddicker	2.79	'84
'85	McGregor	14	Boddicker	17	McGregor	204.0	Dixon	3.67	'85
'86	Boddicker	14	McGregor	15	Boddicker	218.1	Flanagan	4.24	'86
'87	Bell	10	Bell	13	Boddicker	226.0	Boddicker	4.18	'87
	Boddicker	10							
	Schmidt	10							
'88	Ballard	8	Bautista	15	Bautista	171.2	Bautista	4.30	'88
	Schmidt	8							
'89	Ballard	18	Schmidt	13	Milacki	243.0	Ballard	3.43	'89
'90	D. Johnson	13	Harnisch	11	Harnisch	188.2	D. Johnson	4.10	'90
			Ballard	11					
'91	Milacki	10	Ballard	12	Milacki	184.0	Milacki	4.01	'91
'92	Mussina	18	Sutcliffe	15	Mussina	241.0	Mussina	2.54	'92
'93	Mussina	14	McDonald	14	McDonald	220.1	McDonald	3.39	'93
'94	Mussina	16	McDonald	7	Mussina	176.1	Mussina	3.06	'94
			Moyer	7					
'95	Mussina*	19	Brown	9	Mussina	221.2	Mussina	3.29	'95
			Mussina	9					
'96	Mussina	19	Wells	14	Mussina	243.1	Mussina	4.81	'96
'97	Erickson	16	Key	10	Mussina	224.2	Mussina	3.20	'97
	Key	16							
'98	Erickson	16	Erickson	13	Erickson	251.1	Mussina	3.49	'98

\* Led league + Tied for League lead

## ORIOLES HOME RUN AND RBI RECORDS BY POSITION

Pos	Player	HR	Yr	Pos	Player	RBI	Yr
1B	Jim Gentile	45*(46)	'61	1B	Rafael Palmeiro	142	'96
2B	Roberto Alomar	20*(22)	'96	2B	Roberto Alomar	84*(94)	'96
3B	Brooks Robinson	28	'64	3B	Brooks Robinson	118	'64
SS	Cal Ripken Jr.	34	'91	SS	Cal Ripken Jr.	114	'91
LF	Boog Powell	39	'64	LF	Boog Powell	94*(99)	'64
CF	Brady Anderson	50	'96	CF	Brady Anderson	109*(110)	'96
RF	Frank Robinson	47*(49)	'66	RF	Frank Robinson	117*(122)	'66
C	Gus Triandos	30	'58	C	Chris Holies	82	'93
P	Jack Harshman	6	'58	P	Jack Harshman	14	'58
DH	Lee May	25	'78	DH	Tommy Davis	83*(89)	'73
						83*(84)	'74
					Ken Singleton	83*(84)	'83

\*HR & RBI at that position only. Total HR/RBI for season are in parentheses.

# ORIOLES CAREER PITCHING LEADERS

ERA (500 or more innings)	STRIKEOUTS	GAMES
S. Miller ..... 2.37	Palmer ..... 2,212	Palmer ..... 558
Wilhelm ..... 2.42	McNally ..... 1,476	T. Martinez ..... 499
Watt ..... 2.73	Flanagan ..... 1,297	Flanagan ..... 450
Dobson ..... 2.78	MUSSINA ..... 1,153	McNally ..... 412
Palmer ..... 2.86	Cuellar ..... 1,011	Williamson ..... 365
O'Dell ..... 2.86	Pappas ..... 944	Watt ..... 363
Hall ..... 2.89	Barber ..... 918	McGregor ..... 356
Hardin ..... 2.95	McGregor ..... 904	Hall ..... 342
Phoebeus ..... 3.06	D. Martinez ..... 858	Olson ..... 320
Roberts ..... 3.09	Boddicker ..... 836	D. Martinez ..... 319
WINS	INNINGS	SHUTOUTS
Palmer ..... 268	Palmer ..... 3,947.2	Palmer ..... 53
McNally ..... 181	McNally ..... 2,653.0	McNally ..... 33
Cuellar ..... 143	Flanagan ..... 2,317.2	Cuellar ..... 30
Flanagan ..... 141	McGregor ..... 2,141.1	Pappas ..... 26
McGregor ..... 138	Cuellar ..... 2,028.0	McGregor ..... 23
MUSSINA ..... 118	D. Martinez ..... 1,775.1	Barber ..... 19
Pappas ..... 110	Pappas ..... 1,632.0	Flanagan ..... 17
D. Martinez ..... 108	MUSSINA ..... 1,568.2	MUSSINA ..... 14
Barber ..... 95	Barber ..... 1,415.0	Boddicker ..... 13
Boddicker ..... 79	Boddicker ..... 1,273.2	Phoebeus ..... 11
LOSSES	SAVES	WON-LOST PCT
Olson ..... 152	Olson ..... 160	MUSSINA ..... .667 (118-59)
Flanagan ..... 116	T. Martinez ..... 105	Stone ..... .656 (40-21)
McNally ..... 113	S. Miller ..... 92	Palmer ..... .638 (268-152)
McGregor ..... 108	Myers ..... 76	Bunker ..... .620 (44-27)
D. Martinez ..... 93	Watt ..... 72	Cuellar ..... .619 (143-88)
Cuellar ..... 88	Stoddard ..... 57	Hall ..... .619 (65-40)
Barber ..... 75	Hall ..... 51	McNally ..... .616 (181-113)
Pappas ..... 74	Aase ..... 50	ERICKSON ..... .600 (54-36)
Boddicker ..... 73	Stanhouse ..... 45	Pappas ..... .598 (110-74)
MUSSINA ..... 59	Stewart ..... 42	Davis ..... .586 (61-43)

## ORIOLES CAREER BATTING LEADERS

GAMES	AT BATS	RUNS
B. Robinson ..... 2,986	B. Robinson ..... 10,654	C. RIPKEN ..... 1,510
C. RIPKEN ..... 2,704	C. RIPKEN ..... 10,433	B. Robinson ..... 1,232
Belanger ..... 1,962	Murray ..... 7,075	Murray ..... 1,084
Murray ..... 1,884	Powell ..... 5,912	ANDERSON ..... 796
Powell ..... 1,763	Belanger ..... 5,734	Powell ..... 796
Blair ..... 1,700	Blair ..... 5,606	Bumbry ..... 772
Singleton ..... 1,446	Singleton ..... 5,115	Blair ..... 737
Bumbry ..... 1,428	Bumbry ..... 4,958	Singleton ..... 684
ANDERSON ..... 1,337	ANDERSON ..... 4,771	Belanger ..... 670
Dempsey ..... 1,245	Dauer ..... 3,829	F. Robinson ..... 555
HITS	DOUBLES	TRIPLES
C. RIPKEN ..... 2,878	C. RIPKEN ..... 544	B. Robinson ..... 68
B. Robinson ..... 2,848	B. Robinson ..... 482	ANDERSON ..... 56
Murray ..... 2,080	Murray ..... 363	Bumbry ..... 52
Powell ..... 1,574	Blair ..... 269	Blair ..... 51
Singleton ..... 1,455	ANDERSON ..... 263	C. RIPKEN ..... 44
Blair ..... 1,426	Powell ..... 243	Aparicio ..... 34
Bumbry ..... 1,403	Singleton ..... 235	Belanger ..... 33
Belanger ..... 1,304	Bumbry ..... 217	Devereaux ..... 32
ANDERSON ..... 1,238	Dauer ..... 193	Grich ..... 27
Dauer ..... 984	D. Johnson ..... 186	Murray ..... 25
HOME RUNS	TOTAL BASES	RUNS BATTED IN
C. RIPKEN ..... 384	C. RIPKEN ..... 4,662	C. RIPKEN ..... 1,514
Murray ..... 343	B. Robinson ..... 4,270	B. Robinson ..... 1,357
Powell ..... 303	Murray ..... 3,522	Murray ..... 1,224
B. Robinson ..... 268	Powell ..... 2,748	Powell ..... 1,063
Palmeiro ..... 182	Singleton ..... 2,274	Singleton ..... 767
Singleton ..... 182	Blair ..... 2,175	ANDERSON ..... 568
F. Robinson ..... 179	ANDERSON ..... 2,087	Blair ..... 567
ANDERSON ..... 158	Bumbry ..... 1,883	Palmeiro ..... 553
HOILES ..... 151	Belanger ..... 1,604	F. Robinson ..... 545
Triandos ..... 142	F. Robinson ..... 1,598	Triandos ..... 517
EXTRA-BASE HITS	BATTING AVERAGE	STOLEN BASES
C. RIPKEN ..... 972	Alomar ..... .312	Bumbry ..... 252
B. Robinson ..... 818	Nieman ..... .303	ANDERSON ..... 243
Murray ..... 731	BAINES ..... .3011	Blair ..... 167
Powell ..... 557	Boyd ..... .3009	Aparicio ..... 166
ANDERSON ..... 477	F. Robinson ..... .300	Belanger ..... 166
Blair ..... 446	Murray ..... .294	Baylor ..... 118
Singleton ..... 436	Palmeiro ..... .292	Buford ..... 85
Palmeiro ..... 351	T. Davis ..... .291	Grich ..... 77
F. Robinson ..... 340	Rettenmund ..... .284	Devereaux ..... 73
Bumbry ..... 322	Singleton ..... .284	Wiggins ..... 71
WALKS	SLUGGING PCT.	
C. RIPKEN ..... 1,067	Palmeiro ..... .545	
Powell ..... 889	F. Robinson ..... .543	
Singleton ..... 885	Gentile ..... .512	
Murray ..... 883	Murray ..... .498	
B. Robinson ..... 860	BAINES ..... .493	
ANDERSON ..... 679	Nieman ..... .491	
Belanger ..... 571	Lynn ..... .478	
Bumbry ..... 464	HOILES ..... .467	
F. Robinson ..... 460	Powell ..... .465	
Grich ..... 457	Lowenstein ..... .460	

\*Won-Lost Pct.—minimum 50 decisions

\*\*Batting Average and Slugging

Percentage—(minimum 1,200 at-bats)



# SEASON TOP 10 BATTING PERFORMANCES

GAMES			TRIPLES			STOLEN BASES		
Brooks Robinson	163	1961	Paul Blair	12	1967	Luis Aparicio	57	1964
Brooks Robinson	163	1964	Al Bumbry	11	1973	Brady Anderson	53	1992
Cal Ripken	163	1996	Mike Devereaux	11	1992	Al Bumbry	44	1980
16 with 162; last		1998	Brady Anderson	10	1995	Al Bumbry	42	1978
AT BATS			Luis Aparicio	10	1965	Luis Aparicio	40	1963
Brooks Robinson	668	1961	Phil Bradley	10	1989	Al Bumbry	37	1979
Cal Ripken	663	1983	Mike Devereaux	10	1991	Don Baylor	32	1973
Luis Aparicio	659	1966	Brady Anderson	10	1992	Don Baylor	32	1975
Mike Devereaux	653	1992	5 with 9; last		1980	Brady Anderson	31	1994
Cal Ripken	650	1991				Alan Wiggins	30	1985
Cal Ripken	646	1989	HOME RUNS			TOTAL BASES		
Al Bumbry	645	1980	Brady Anderson	50	1996	Brady Anderson	369	1996
Billy Gardner	644	1957	Frank Robinson	49	1966	Cal Ripken	368	1991
Cal Ripken	642	1985	Rafael Palmeiro	43	1998	Frank Robinson	367	1966
Cal Ripken	641	1984	Boog Powell	39	1964	Rafael Palmeiro	350	1998
Cal Ripken	641	1993	Rafael Palmeiro	39	1995	Cal Ripken	343	1993
RUNS			Rafael Palmeiro	39	1996	Cal Ripken	327	1984
Roberto Alomar	132	1996	Rafael Palmeiro	38	1997	Rafael Palmeiro	323	1995
Frank Robinson	122	1966	Boog Powell	37	1969	Eddie Murray	322	1980
Cal Ripken	121	1983	Boog Powell	35	1970	Jim Gentile	314	1961
Al Bumbry	118	1980	Ken Singleton	35	1979	Brooks Robinson	313	1964
Brady Anderson	117	1996				Eddie Murray	313	1983
Cal Ripken	116	1985	RBI			WALKS		
Eddie Murray	115	1983	Rafael Palmeiro	142	1996	Ken Singleton	118	1975
Frank Robinson	111	1969	Jim Gentile	141	1961	Don Buford	109	1970
Eddie Murray	111	1985	Eddie Murray	124	1985	Ken Singleton	109	1979
Rafael Palmeiro	110	1996	Frank Robinson	122	1966	Eddie Murray	107	1984
HITS			Boog Powell	121	1969	Ken Singleton	107	1977
Cal Ripken	211	1983	Rafael Palmeiro	121	1998	Bobby Grich	107	1973
Cal Ripken	210	1991	Brooks Robinson	118	1964	Bobby Grich	107	1975
Al Bumbry	205	1980	Eddie Murray	116	1980	Norm Siebern	106	1964
Roberto Alomar	195	1984	Bobby Bonilla	116	1996	Mickey Tettleton	106	1990
Brooks Robinson	194	1964	Boog Powell	114	1970	Randy Milligan	106	1992
Cal Ripken	193	1996	Cal Ripken	114	1991			
Brooks Robinson	192	1961	BATTING AVERAGE			STRIKEOUTS		
Brooks Robinson	192	1962	Ken Singleton	.3283	1977	Mickey Tettleton	160	1990
Eddie Murray	186	1980	Roberto Alomar	.3282	1996	Boog Powell	125	1966
Rafael Palmeiro	183	1998	Eric Davis	.327	1998	Lee May	119	1977
SINGLES			Cal Ripken	.323	1991	Ken Singleton	118	1979
Al Bumbry	158	1980	Bob Nieman	.322	1956	Bobby Grich	117	1974
Tommy Davis	149	1974	Rafael Palmeiro	.319	1994	Mickey Tettleton	117	1989
Luis Aparicio	143	1966	Cal Ripken	.3183	1983	Mike Devereaux	115	1991
Brooks Robinson	140	1961	Al Bumbry	.3178	1980	Mark Belanger	114	1968
Tommy Davis	139	1973	Merv Rettenmund	.3177	1971	Craig Worthington	114	1989
Cal Ripken	135	1983	Bob Boyd	.3175	1957	Terry Kennedy	112	1987
Brooks Robinson	131	1962	EXTRA BASE HITS			HIT BY PITCH		
Mark Belanger	129	1969	Brady Anderson	92	1996	Brady Anderson	22	1996
Mark McLemore	129	1993	Frank Robinson	85	1966	Bobby Grich	20	1974
Brooks Robinson	128	1964	Cal Ripken	85	1991	Brady Anderson	19	1997
DOUBLES			Rafael Palmeiro	80	1998	Brady Anderson	15	1998
Cal Ripken	47	1983	Cal Ripken	76	1983	Frank Robinson	13	1969
Roberto Alomar	43	1996	Jim Gentile	73	1961	Don Baylor	13	1973
Rafael Palmeiro	40	1996	Rafael Palmeiro	71	1995	Don Baylor	13	1975
Cal Ripken	40	1996	Cal Ripken	71	1984	Frank Robinson	12	1968
Brady Anderson	39	1997	Eddie Murray	70	1980	Gary Roenicke	12	1979
Brooks Robinson	38	1961	Eddie Murray	69	1985	Jim Gentile	11	1961
Ken Singleton	37	1975						
Doug DeCinces	37	1978						
Cal Ripken	37	1984						
Eddie Murray	37	1985						
Brady Anderson	37	1996						

# SEASON TOP 10 PITCHING PERFORMANCES

GAMES			LOSSES			ERA		
Tippy Martinez	76	1982	Don Larson	21	1954	Dave McNally	1.95	1968
Gregg Olson	72	1991	Jim Wilson	18	1955	Jim Palmer	2.07	1972
Alan Mills	72	1998	Pat Dobson	18	1972	Jim Palmer	2.09	1975
Stu Miller	71	1963	Joe Coleman	17	1954	Sammy Stewart	2.33	1981
Amando Benitez	71	1997	Chuck Estrada	17	1962	Jim Palmer	2.34	1969
Jesse Orosco	71	1997	Dave McNally	17	1972	Mike Cuellar	2.38	1969
Amando Benitez	71	1998	Dave McNally	17	1973	Jim Palmer	2.40	1973
Todd Frohworth	70	1993	Mike Boddicker	17	1985	Jim Palmer	2.46	1976
Jesse Orosco	69	1998	Dennis Martinez	16	1979	Jim Hardin	2.51	1968
Stu Miller	67	1965	Dennis Martinez	16	1983	Jim Palmer	2.51	1976
GAMES STARTED			SAVES			STRIKEOUTS		
Dave McNally	40	1969	Randy Myers	45	1997	Mike Mussina	218	1997
Dave McNally	40	1970	Gregg Olson	37	1990	Mike Mussina	204	1996
Mike Cuellar	40	1970	Gregg Olson	36	1992	Dave McNally	202	1968
Jim Palmer	40	1976	Don Aase	34	1986	Jim Palmer	199	1970
Mike Flanagan	40	1978	Lee Smith	33	1994	Tom Phoebus	193	1968
Mike Cuellar	39	1969	Gregg Olson	31	1991	Jim Palmer	193	1975
Jim Palmer	39	1970	Randy Myers	31	1996	Jim Palmer	193	1977
Ross Grimsley	39	1974	Gregg Olson	29	1993	Mike Cuellar	190	1970
Jim Palmer	39	1977	Gregg Olson	27	1989	Mike Flanagan	190	1979
Dennis Martinez	39	1979	Tim Stoddard	26	1980	Pat Dobson	187	1971
Dennis Martinez	39	1982	INNINGS PITCHED			WALKS		
COMPLETE GAMES			Jim Palmer	323.0	1975	Bob Turley	181	1954
Jim Palmer	25	1975	Jim Palmer	319.0	1977	Mike Torrez	133	1975
Jim Palmer	23	1976	Jim Palmer	315.0	1976	Chuck Estrada	132	1961
Jim Palmer	22	1977	Mike Cuellar	305.0	1970	Steve Barber	130	1961
Mike Cuellar	21	1970	Dave McNally	297.2	1970	Chuck Estrada	121	1962
Mike Cuellar	21	1971	Jim Palmer	296.0	1970	Tom Phoebus	114	1967
Mike Cuellar	20	1971	Jim Palmer	296.1	1973	Steve Barber	113	1960
Mike Cuellar	20	1974	Ross Grimsley	295.2	1974	Jim Palmer	113	1973
Jim Palmer	19	1973	Jim Palmer	296.0	1978	Ray Moore	112	1957
Jim Palmer	19	1978	Mike Cuellar	292.1	1971	Jim Palmer	106	1971
5 Tied with	18; last	1979	Dennis Martinez	292.1	1979			
SHUTOUTS			Mike Cuellar	290.2	1969	HOME RUNS ALLOWED		
Jim Palmer	10	1975	HITS ALLOWED			Robin Roberts	35	1963
Steve Barber	8	1961	Scott Erickson	284	1998	Scott McGregor	35	1986
Milt Pappas	7	1964	Dennis Martinez	279	1979	Mike Cuellar	34	1970
Jim Palmer	6	1969	Mike Flanagan	278	1980	Scott McGregor	34	1985
Dave McNally	6	1972	Dave McNally	277	1970	Ken Dixon	33	1986
Jim Palmer	6	1973	Mike Cuellar	273	1970	Eric Bell	32	1987
Jim Palmer	6	1976	Mike Flanagan	271	1978	Ben McDonald	32	1992
Jim Palmer	6	1978	Scott McGregor	271	1983	David Wells	32	1996
7 tied with	5; last	1983	Ross Grimsley	267	1974	Steve Stone	31	1979
WINS			Mike Cuellar	265	1973	Scott McGregor	31	1982
Steve Stone	25	1980	Mike Mussina	264	1996	Ken Dixon	31	1987
Mike Cuellar	24	1970				Mike Mussina	31	1996
Dave McNally	24	1970						
Mike Cuellar	23	1969						
Jim Palmer	23	1975						
Mike Flanagan	23	1979						
Dave McNally	22	1968						
Jim Palmer	22	1973						
Mike Cuellar	22	1974						
Jim Palmer	22	1976						

# BALTIMORE ORIOLES RECORDS 1954 THRU 1998

## KEY

\*—American League Record      \*\*—Ties American League Record  
§—Major League Record      §§—Ties Major League Record  
a—Boyd & Goodman were the first two of only 4 O's to get 5 hits in one game in 38 seasons at Memorial Stadium, and they did it in the same game, Sep 15, '57  
b—only Orioles to get 200 hits in a season  
c—M.L. record for a relief pitcher  
d—Does not include errors  
e—Record held by many players  
#—Rolaids Relief formula: (3pts for save+2 pts for win-2 pts for loss+2 pts for blown save)

## BATTING: INDIVIDUAL—BY GAME

Most Hits	5	Accomplished 33 times, most recently by <b>Brady Anderson</b> , 8/7/98 @ Minn; 3 times— <b>Luis Aparicio</b> (all in '66); <b>Cal Ripken</b> (8/22/82 @ Tex, 9/3/83 @ Minn, 5/5/85 @ Minn); <b>Twice—Don Baylor, Bob Boyd, Al Bumbry, Tommy Davis, Brooks Robinson</b> ... Once— <b>Jerry Adair, Mark Belanger, Paul Blair</b> ('69 ALCS), <b>Phil Bradley, Rich Coggins, Clint Courtney, Rich Dauer, Mike Devereaux, Billy Goodman, Mark McLemore, Bob Melvin, Eddie Murray, Joe Orsulak, Rafael Palmeiro, Russ Snyder, Gene Woodling</b>
Most Hits, Home Game	5	Accomplished 6 times, most recently by <b>Rafael Palmeiro</b> 5/17/96 vs Sea; also by <b>Jerry Adair</b> [8/24/62—vs NYY] <b>Bob Boyd</b> [9/15/57 vs Cle] <b>Rich Dauer</b> [6/2/80]—vs Mil; <b>Billy Goodman</b> [9/15/57], <b>Mark McLemore</b> [6/9/93—vs Oak]
Most Runs	4	Accomplished 38 times, most recently by <b>Rafael Palmeiro</b> , 6/1/98 vs Sea; 4 times by <b>Brady Anderson</b> [6/23/91 @ KC, 4/26/94 vs Oak, 4/29/95 @ Minn, 6/16/96 @ KC]... 3 times— <b>Merv Rettenmund</b>
Most RBI	9	<b>Jim Gentile</b> —May 9, '61 @ Minn <b>Eddie Murray</b> —Aug 26, '85 @ Cal
Most RBI, Home Game	7	<b>Boog Powell</b> —July 6, '66 vs KC A's <b>Eddie Murray</b> —May 18, '86 vs Oak
Most RBI, at OPACY	6	<b>Roberto Alomar</b> —Apr 26, '97 vs Bos; <b>Eric Davis</b> —Apr 23, '97 vs Cws; <b>Lenny Webster</b> —July 23, '98 vs Oak
Most RBI, Opp	8	<b>Danny Tartabull</b> —Sept 8, '92, NYY
Most RBI, D-header	11	<b>Boog Powell</b> —July 6, '66 vs KC A's
Most Doubles	4	<b>Charlie Lau</b> —July 13, '62 vs Cle; <b>Dave Duncan</b> —June 30, '75 @ Bos
Most Triples	3	<b>Al Bumbry</b> —Sept 22, '73 @ Mil
Most Home Runs	3	See Home Run Section on page 318
Most Total Bases	13	<b>Eddie Murray</b> —Sept 14, '80 @ Tor & Aug 26, '85 @ Cal <b>Boog Powell</b> —Aug 15, '66 @ Bos; <b>Cal Ripken</b> —Sept 3, '83 @ Minn; <b>Dan Ford</b> —July 20, '83 @ Sea; <b>Lee Lacy</b> —June 8, '86 @ NYY; <b>Roberto Alomar</b> —Apr 26, '97 vs Bos; <b>Brady Anderson</b> —Aug 7, '98 @ Minn
Most Total Bases Home Game	13	<b>Roberto Alomar</b> —Apr 26, '97 vs Bos
Most Total Bases, Opp	16	<b>Rocky Colavito</b> —June 10, '59 vs Cle
Most Stolen Bases	4	<b>Brady Anderson</b> —July 5, '98 @ NYY 3 steals—accomplished 15 times: 5 times— <b>Luis Aparicio</b> ; 3 times— <b>Don Baylor</b> ; Once— <b>Brady Anderson, Paul Blair, Don Buford, Al Bumbry, Mike Devereaux, Steve Finley, Larry Harlow</b>
Most Stolen Bases, Opp	4	<b>Dave Collins</b> —Aug 5, '84 vs Tor; <b>Rickey Henderson</b> —June 26, '85 @ NYY; <b>Roberto Alomar</b> —June 8, '91 vs Tor; <b>John Jaha</b> —Sept 12, '92 vs Mil; <b>Chad Curtis</b> —Apr 17, '93, vs Cal; <b>Jose Offerman</b> —Aug 19, '98 @ KC
Most Base on Balls	5	<b>Bobby Grich</b> —Aug 9, '75 @ Cws [9 inn, consecutive] <b>Phil Bradley</b> —Sept 7, '89 @ Tex
Most Strikeouts, 9 Inn Game	5**	<b>Don Buford</b> —Aug 26, '71 @ Cws [consecutive] <b>Phil Bradley</b> —Sept 7, '89 (1) @ Tex
Most Strikeouts, Extra Inn Game	6§§	<b>Sam Horn</b> —July 17, '91 @ KC [15 inn, consecutive]
Most Consecutive Hits	10	<b>Ken Singleton</b> —Aug 26-28, '81
2 or more games	13	<b>Jim Dwyer</b> —Sept 29 thru Oct 2, '82 [5 walks/8 hits] <b>Harold Baines</b> —Apr 30 thru May 4, '93 [5 walks/8 hits]
Most Consecutive Times, Reached Safely	3**§§	<b>Phil Bradley</b> —Aug 4, '89 vs Tex

## BATTING: INDIVIDUAL—BY SEASON

Most Games	163	<b>Brooks Robinson</b> ..... '61, '64
Most Consec Games	163	<b>Cal Ripken</b> ..... '96
One or more seasons	2,632§	<b>Cal Ripken</b> ..... May 30, '82-Sept 19, '98
Most Consec Games at one position	2,216§	<b>Cal Ripken</b> ..... July 1, '82 to July 14, '96
Most Consec Innings, one or more seasons	8,234§	<b>Cal Ripken</b> ..... June 5, '82 to Sep 14, '87
Most At Bats	668	<b>Brooks Robinson</b> ..... '61
Most Plate Appnces	749	<b>Brady Anderson</b> ..... '92
Most Runs	132	<b>Roberto Alomar</b> ..... '96
Most Hits	211	<b>Cal Ripken</b> ..... '83
	210	<b>Cal Ripken</b> ..... '91
	205	<b>Al Bumbry</b> ..... '80
Most Total Bases	369	<b>Brady Anderson</b> ..... '96
Most Singles	158	<b>Al Bumbry</b> ..... '80
Most Doubles	47	<b>Cal Ripken</b> ..... '83

Most Triples	12	<b>Paul Blair</b> ..... '67
Most HR, RHB	49	<b>Frank Robinson</b> ..... '66
Most HR, LHB	50	<b>Brady Anderson</b> ..... '96
Most HR, Leadoff Hitter	34§	<b>Brady Anderson</b> ..... '96
Most HR, leading off game	12§	<b>Brady Anderson</b> ..... '96
Most Consec Games		
Leading off with HR	4§	<b>Brady Anderson</b> ..... Apr 18-21 '96
Most Extra Base Hits	92	<b>Brady Anderson</b> ..... '96
Most RBI, LHB	142	<b>Rafael Palmeiro</b> ..... '96
Most RBI, RHB	122	<b>Frank Robinson</b> ..... '66
Most RBI, Switch	124	<b>Eddie Murray</b> ..... '82
Most RBI, Month	32	<b>Mike Young</b> ..... Aug '85
Most GWRBI	21	<b>Jim Gentile</b> (unofficial) ..... '61
	20	<b>Eddie Murray</b> ..... '82

Most Consec Games	30	<b>Eric Davis</b> ..... '98
Hit Safely	23	<b>Mark Belanger</b> ..... '75
Most Sac Hits	17**	<b>Bobby Bonilla</b> ..... '96
Most Sac Flies	57	<b>Luis Aparicio</b> ..... '64
Most Stolen Bases	118	<b>Ken Singleton</b> ..... '75
Most Walks	25	<b>Eddie Murray</b> ..... '84
Most Int Walks	160	<b>Mickey Tettleton</b> ..... '90
Most Strikeouts	19	<b>Rich Dauer</b> (618 app) ..... '80
Fewest Strikeouts	7	<b>Clint Courtney</b> (437 apps: non-qualifier) ..... '54
Most Hit by Pitch	22	<b>Brady Anderson</b> ..... '96
Most GDP	32	<b>Cal Ripken</b> ..... '85
Most Pinch Hits	24*	<b>Dave Philley</b> ..... '61
Most Consec Pinch Hits	6	<b>Bob Johnson</b> ..... '64
Most Pinch Hit RBI	18	<b>Dave Philley</b> ..... '77
Highest Batting Avg	.3283	<b>Ken Singleton</b> (.536-176) ..... '77
	.3282	<b>Roberto Alomar</b> (.588-193) ..... '96
Highest Slugging Avg	.646	<b>Jim Gentile</b> (.486-314) ..... '61
Highest On-Base Pct	.438	<b>Ken Singleton</b> (.651-285) ..... '77

## CLUB BATTING: GAME—INNING

Most Runs, Inn	10	July 8, '69 vs NYY; Apr 29, '79 @ Oak Aug 21, '85 @ Sea Aug 28, '67 @ Cle
Most Runs, Game	18	Sept 28, '73 @ Cle
Most Runs, Game Both Clubs	34	June 26, '78 @ Tor-24, Bal-10
Most Runs, Game Both Clubs		
Home Game	27	May 17, '96—Bal-14, Sea-13
Most Runs Yielded, Inn	16	Apr 19, '96 @ Tex (8th inning)
Most Runs Yielded, Inn, Home	11	May 11, '62 vs Wash
Most Runs Yielded, Game	26	Apr 19, '96 @ Tex
Largest Win Margin	17	July 27, '69 vs Cws, [17-0]
Largest Loss Margin	19	Apr 19, '96 @ Tex, [7-26]
Largest Loss Margin, Shutout	16	Apr 30, '60 vs NYY, [0-16]
Most Hits, Inn	9	July 8, '69 vs NYY; Aug 28, '80 vs Cal
Most Hits Yielded, Inn	11	Sept 20, '83 @ Det
Most Hits, Game	26	Aug 28, '80 vs Cal, [9 innings]
Most Hits, Game, Both Clubs	42	May 17, '96—Bal-21, Sea-21 [9 innings]
Most Hits, Doubleheader	35	June 23, '91 @ KC
Most Hits Yielded, Home Game	23	June 19, '88 vs Bos [9 innings]
Most Doubles, Game	9	July 30, '96 @ Minn
Most Triples, Game	3	5 Times—Most recently: Apr 29, '93 vs Minn
Most Home Runs, Game	7	See "Home Run" page 320
Most Total Bases, Game	41	Sept 16, '85 @ Det
	40	May 9, '87 @ Cws; Apr 27, '94 @ Cal
Most Total Bases, Game, Opp	53	Sept 14, '87 @ Tor
Most Extra Base Hits, Game	11	Apr 27, '94 @ Cal
	10	June 26, '93 vs NYY; May 9, '87 @ Cws; Sept 16, '85 @ Det; Sept 20, '84 vs Bos
Most Extra Base Hits, Game, Opp	12	June 21, '87 vs Det; Sept 14, '87 @ Tor
Most Stolen Bases, Game	7	Aug 28, '86 @ Oak
Most Stolen Bases, Game, Opp	8	Sept 27, '65 vs KC; Aug 1, '98 @ KC
Most Left on Base, Game	21	Aug 25, '68 vs Bos, [18 innings]; July 6, '92 vs Cws, [14 innings]
Most Left on Base, 9 Inn	18	May 15, '71 @ Bos
Most Left on Base, Shutout Loss	15**	Apr 9, '93 @ Sea
Most Strikeouts, Game, 9 Inn	17	May 26, '95 @ Sea—Randy Johnson 13, Dave Fleming 4 Sept 21, '98 @ Tor—Roger Clemens 15, Paul Quantrill 1, Dan Plesac 1
Most Strikeouts Game, Extra Inn	23	Oct 5, '96 @ Cle (12 inn) (Division Series)
	21	Sept 12, '62 vs Wash (16 inn) (regular season), all by Tom Cheney
Most Walks, Game	15	Sept 28, '73 vs Cle—Wilcox 5, Lamb 4, Johnson 5, Bosman 1
Most GDP, Game	6	May 6, '72 vs KC

## CLUB BATTING: SEASON

Highest Average	.274	'96	Most Extra Base Hits	585	'96
Lowest Average	.225	'68	Most GDP	159	'86
Highest Slugging Pct	.472	'96	Most Sacrifice Hits	110	'57
Most Runs	949	'96	Most Sacrifice Flies	67	'96
Most Hits	1557	'96	Most Stolen Bases	150	'76
Most Total Bases	2685	'96	Most Walks	717	'70
Most Doubles	299	'96	Most Intentional Walks	69	'71
Most Triples	49	'54	Most Strikeouts	1019	'64, '68
Most Home Runs	257	'96	Most Hit by Pitch	65	'97



## MOST HOME RUNS: INDIVIDUAL

Most Consecutive	4§§	Don Baylor—July 1-2, '75 @ Bos—1 @ Det—3 and Jeff Manto—June 8-10, '95 vs Sea—1, vs Cal—2, vs Cal—1
Most, Game	3	Accomplished 15 times
3 Times:	Eddie Murray—	Aug 29, '79 @ Minn (Metro)
	Boog Powell—	Sept 14, '80 @ Tor (Exhib Stadium)
		Aug 26, '85 @ Cal
		Aug 10, '63 @ Wash (RFK)
		June 27, '64 @ Wash (RFK)
		Aug 15, '66 @ Bos
Once:	Don Baylor—	July 2, '75 @ Det
	Juan Beniquez—	June 12, '86 vs NYY
	Paul Blair—	Apr 29, '70 @ Cws
	Curt Blefary—	June 16, '67 @ Cal
	Dan Ford—	July 20, '83 @ Sea
	Bobby Grich—	June 18, '74 vs Minn
	Lee Lacy—	June 8, '86 @ NYY
	Randy Milligan—	June 9, '90 vs NYY
	Cal Ripken—	May 28, '96 @ Sea
	Roberto Alomar—	Apr 26, '97 vs Bos
Most, Home Game	3	Bobby Grich—June 18, '74 vs Minn; Juan Beniquez—June 12, '86 vs NYY; Randy Milligan—June 9, '90 vs NYY; Roberto Alomar—Apr 26, '97 vs Bos
Most, Home Game, by Opp	4§§	Rocky Colavito—June 10, '59, Cle
	3	Manny Jimenez—July 4, '64, KC A's; Lee Stanton—July 10, '73, Cal
Most, Road Game, by Opp	3	Preston Ward—Sept 9, '58, KC A's; Bill Madlock—June 28, '87, Det; Ernie Whitt—Sept 14, '87, Tor; Harold Baines—May 7, '91, Oak; Juan Gonzalez—Aug 28, '93, Tex
Most in Month of April	11	Brady Anderson—'96
Most, Season	50	Brady Anderson—'96
Most, Season, MS	27	Frank Robinson—'66
Most, Season, OPACY	21	Rafael Palmeiro—'95, '96
Most, Season, Rookie	28	Cal Ripken—'82
Most, Season, Pitcher	6	Jack Harshman—'58
Most, Lifetime, Oriole	353	Cal Ripken—'81-'96
Most, Lifetime, MS	160	Eddie Murray—'77-'88
	138	Brooks Robinson—'55-'77
	133	Boog Powell—'61-'74
	99	Rafael Palmeiro—(98 as an Oriole)
Most, Lifetime, OPACY	7	Frank Robinson—'66; Brady Anderson—'96
Most Multi-Homer Games, Season	21	Eddie Murray—'77-'88, '96
Most Multi-Homer Games, Career	29	Brady Anderson—'88-'98
Most Leading off, Career	5	Jim Gentile—'61
Most Grand Slams, Season	2§§	Jim Gentile—May 9, '61 @ Minn; Frank Robinson—June 26, '70 @ Wash; Chris Hoiles—Aug 14, '98 @ Cle
Most Grand Slams, Lifetime	16	Eddie Murray—'77-'88, '96
Most, Season vs One Opp	11	Frank Robinson—vs Det, '66
Most, Season, by One Opp	9	Frank Howard—Wash, '68
Most, Season, by Opp, MS	5	Rocky Colavito—Det, '59; Tony Perez—Bos, '80; Jim Sundberg—Tex, '80
Most, Season, by Opp, OPACY	6	Dean Palmer—Tex, '93
Most, Lifetime, by Opp	70	Harmon Killebrew—Wash/Minn '55-'75
Most, Lifetime, by Opp, MS	30	Harmon Killebrew—Wash/Minn '55-'75
Most, Lifetime by Opp, OPACY	15	Albert Belle—Cle, Cws '92-'98
Most, Pinch-Hit, Season	13	Mo Vaughn—Bos, '92-'98
Most, Pinch-Hit, Lifetime, O's	3	Whitey Herzog—'62; Sam Bowens—'67; Pat Kelly—'79; Jim Dwyer—'86; Sam Horn—'91
Most, Pinch-Hit, Lifetime, O's	9	Jim Dwyer—'80-'88
Most Consecutive Games, Hit HR	6	Reggie Jackson—July 18-23, '76
Most Extra Inn HRs, Game	2§§	Mike Young—May 28, '87 vs Cal
Most Times Career, Hitting HRs Left & Right-handed	8	Eddie Murray—'77-'87
Same Game	2**	Eddie Murray (twice); '82—Apr 24 @ Cws & Aug 26 vs Tor; '87—May 8-9 @ Cws
Most Times Season, Hitting HRs Left & Right-handed, Same Game	2**	Eddie Murray (twice); '82—Apr 24 @ Cws & Aug 26 vs Tor; '87—May 8-9 @ Cws
Most Consecutive Games Hitting HRs Left & Right-handed	2§§	Eddie Murray—'87—May 8-9 @ Cws
HR, First M.L. At-Bat		Les (Buster) Narum—May 3, '63 @ Det

## CLUB RECORDS: GAME & INNING

Most, Game	7	May 17, '67 @ Bos [Blair, B. Robinson, F. Robinson, Etchebarren, Bowens, Powell, D. Johnson] Aug 26, '85 @ Cal [Murray—3, Shelby, Rayford, Roenicke, Dempsey]
Most, Home Game, MS	6	May 28, '87 vs Cal
Most, Home Game, OPACY	6	July 1, '94 vs Cal; Sept 5, '95 vs Cal; Apr 11, '96 vs Cle
Most, Game, Opp	10§	Sept 14, '87 @ Tor
Most, Home Game, MS, Opp	6	June 10, '59—by Cle [Colavito—4, Martin, Minosa]
Most, Home Game, OPACY, Opp	5	July 1, '94—by Cal Apr 27, '97—by Bos
Most, Home Game, MS Both Clubs	8	May 28, '87—Bal-6, Cal-2
Most, Home Game, OPACY, Both Clubs	11	July 1, '94—Bal-6, Cal-5 (tied ML record)
Most, Inning	4	May 17, '67—vs Bos (A) [Etchebarren, Bowens, Powell, D. Johnson]

Most Succession	3	Apr 30, '61 @ Det [Gentile, Triandos, Hansen] Sept 10, '65 vs KC [B. Robinson, Blefary, Adair] Sept 4, '69 @ Det [F. Robinson, Powell, B. Robinson] May 8, '79—vs Oak [Murray, L. May, Roenicke] Sept 16, '85 @ Det [Ripken, Murray, Lynn] Sept 5, '95 vs Cal [Manto, Smith, Anderson] July 16-Aug 9, '98
Most consec Games with HR	20	May 8-18, '87
Most, 11 consec games	32§	May 8-19, '87
Most, 12 consec games	35§	May 8-20, '87
Most, 13 consec games	36§	May 8-22, '87
Most, 14 consec games	38§	May 8-22, '87
Most, consec games, 2 or more	9§	May 8-16, '87 Aug 3-11, '96

## CLUB RECORDS: SEASON

Most, Season	257	'96	Most Opp, Home	125	'87
Most, Season, Home	121	'96	Most, O's & Opp, Home	235	'87
Most, Season, Opp	226	'87	Most, Pinch-Hit	11**	'82
Most, Season, O's & Opp	466§	'96	Most, Grand Slams	11	'96
Most Players with 20 or more HR, Season	7§	'96	Most, Lead-off HR, Season	12§	'96
					[Brady Anderson-50, Rafael Palmeiro-39, Bobby Bonilla-28, Cal Ripken-26, Chris Hoiles-25, Roberto Alomar-22, B.J. Surhoff-21]
Most Pinch Hit Grand Slams	3§§	'82			
Most, vs. One Club	32	vs Det, 18 games '66			
	28	vs Det, 13 games, '96			
	25	vs Cle, 12 games '96			
Most, Month	58§	May '87			

## ORIOLES HOME RUN LEADERS, PER WEEK AND MONTH

HOME RUNS WEEKLY				HOME RUNS MONTHLY	
HR	Player	Year	Week	HR	Player
7	Boog Powell	1964	June 23-27	15	Jim Gentile
6	Jim Gentile	1961	Aug. 23-29	13	Frank Robinson
	Jim Gentile	1962	May 19-25	12	Boog Powell
	Frank Robinson	1966	July 18-24		Frank Robinson
	Boog Powell	1966	Aug. 14-20		Boog Powell
	Reggie Jackson	1976	July 18-24		Eddie Murray
	Lee May	1977	May 30- June 4		Mike Young
	Mike Young	1985	Aug. 11-17		Eddie Murray
	Chris Hoiles	1993	June 20-26	11	Rafael Palmeiro
					Boog Powell
					Boog Powell
					Brady Anderson

## HITTING FOR CYCLE

Brooks Robinson	Jul 15, '60—vs. Chicago (A) [5 hits...2 singles]
Cal Ripken	May 6, '84—vs. Texas (A) [4 hits]
VS O's: Tony Horton, Cle, July 2, '70 (at Bal); Larry Hise, Min, June 4, '76 (at Bal); George Brett, KC, May 28, '79 (at KC); Bob Watson, Bos, Sept 15, '79 (at Bal); Tony Phillips, Oak, May 16, '86 (at Bal); Mike Greenwell, Bos, Sept 14, '88 (at Bos).	

## THE ORIOLES "20-20" CLUB

In 1996, Brady Anderson became the first Oriole to hit at least 20 homers and steal at least 20 bases in the same season twice. Four Orioles in 44 seasons have hit at least 20 homers and stolen at least 20 bases in the same season:

1969—Paul Blair (HR-26, SB-20)	1992—Brady Anderson (9HR-21, SB-53)
1975—Don Baylor (HR-25, SB-32)	1996—Brady Anderson (HR-50, SB-21)
1976—Reggie Jackson (HR-27, SB-28)	

## GRAND SLAM HOME RUNS LIFETIME GRAND SLAMS BY CURRENT ORIOLES

TOTAL	AT BAL	PLAYER	OPPONENT	PITCHER
12	2	<b>Harold Baines</b> (1) July 7, '82 (2) July 11, '82 (3) Sep 15, '83 (4) Aug 9, '84 (5) July 2, '85 (6) June 6, '91 (7) June 29, '91 (8) July 30, '93 (9) Aug 1, '95 (10) Aug 19, '95 (11) May 4, '96 (12) Aug 4, '96	CWS vs Det CWS at Tor CWS vs Sea CWS at NYY CWS vs Sea Oak vs Mil Oak vs KC Bal vs Bos Bal vs Tor Bal at Oak CWS at NYY CWS at Tex	Elias Sosa Jerry Garvin Karl Best Dennis Rasmussen Salome Barojas Mark Lee Storm Davis Frank Viola Edwin Hurtado John Briscoe Jim Mecir Ed Vosberg
11	0	<b>Albert Belle</b> (1) July 24, '89 (2) July 8, '92 (3) June 12, '94 (4) July 18, '95 (5) Sep 1, '95 (6) July 31, '96 (7) Aug 28, '96 (8) May 22, '97 (9) May 27, '97 (10) Aug 22, '97 (11) Sep 19, '97	Cle vs NYY Cle vs Cal Cle at Mil Cle vs Cal Cle at Det Cle vs Tor Cle at Det CWS vs Oak CWS vs Cle CWS at Tex CWS at Bos	Eric Plunk Joe Grahe Jaime Navarro Lee Smith Mike Myers Bill Risley A.J. Sager Willie Adams Albie Lopez Darren Oliver Tom Gordon
8	7	<b>Cal Ripken Jr.</b> (1) Sep 14, '82 (2) July 13, '83 (3) July 3, '84 (4) June 3, '95 (5) May 28, '96 (6) May 6, '97 (7) June 30, '97 (8) Apr 1, '98	Bal vs NYY Bal vs Oak Bal vs Cal Bal vs Oak Bal at Sea Bal vs Ana Bal vs Phi Bal vs KC	Mike Morgan Tim Conroy Brian Anderson Mike Harkey Mike Jackson Pep Harris Calvin Maduro Glendon Rusch
8	5	<b>Chris Hoiles</b> (1) June 23, '91 (2) May 4, '92 (3) June 22, '93 (4) May 17, '96 (5) Aug 26, '96 (6) July 14, '98 (7) Aug 14, '98 (8) Aug 14, '98	Bal at KC Bal vs Tex Bal vs Det Bal vs Sea Bal vs Oak Bal vs Tor Bal at Cle Bal at Cle	Jeff Montgomery Todd Burns Kurt Knudsen Norm Charlton Carlos Reyes Woody Williams Charles Nagy Ron Villone
3	0	<b>Will Clark</b> (1) May 28, '98 (2) July 14, '91 (3) Aug 20, '91 (4) June 6, '96	SF vs Phi SF at Phi SF at Hou Bal vs Det	Mike Maddux Amalio Carreno Rob Mallicoat Felipe Lira
4	1	<b>B.J. Surhoff</b> (1) Apr 26, '89 (2) Apr 4, '92 (3) May 14, '96 (4) June 6, '96	Mil vs Min Mil vs Min Bal at Oak Bal vs Det	Gary Wayne Rick Aguilera Carlos Reyes Felipe Lira
2	2	<b>Brady Anderson</b> (1) Sep 30, '95 (2) Aug 26, '97	Bal vs Det Bal vs KC	Sean Bergman Glendon Rusch
1	0	<b>Mike Bordick</b> (1) Aug 5, '95	Oak vs Sea	Salomon Torres

### GRAND SLAM NOTES

**ORIOLES LEAD MAJORS SINCE '80:** The Orioles have belted 97 grand slams starting in 1980, more than any other team...Boston is next with 83, followed by Seattle with 78.

**THRU THE YEARS:** The O's have out-slammed their opponents, 184-123, over the last 45 years (including post-season)...They have a 98-56 advantage in Baltimore, 23-15 at Oriole Park at Camden Yards.

**THREE IN ONE GAME:** The Orioles and Texas combined to hit a major league-record 3 grand slams on Aug. 6, 1986 in the Rangers' 13-11 win at Memorial Stadium. **Jim Dwyer** and **Larry Sheets** hit 4th inning grand slams for the Orioles, only the 5th time in history one club has hit 2 grand slams in an inning. **Toby Harrah** hit Texas' grand slam. Houston and the Chicago Cubs tied the record on June 3, 1987.

**TWO IN ONE GAME:** **Chris Hoiles** last year became the 3rd Oriole and only the 9th major leaguer to hit 2 grand slams in one game when he connected for a pair on Aug. 14, 1998 in Cleveland. Hoiles' slams came in the 3rd and 8th innings. **Jim Gentile** and **Frank Robinson** previously did it for the O's, and are among 4 players who have done it in consecutive at bats. Gentile hit slams in the 1st and 2nd innings at Minnesota on May 9, 1961. Robinson did it in the 5th and 6th innings at Washington on June 26, 1970.

**GENTILE HIT 5 IN '61:** Gentile set an American League record and tied the major league record then held by the Cubs' **Ernie Banks** when he hit 5 bases loaded homers in '61. The Yankees' **Don Mattingly** broke the mark with 6 grand slams in '87.

**POST-SEASON SLAMMING PITCHERS:** **Mike Cuellar** and **Dave McNally** are the only 2 major league pitchers to hit grand slams in post-season play, and both did it in '70 with the Orioles. Cuellar connected in ALCS Game 1 off the Twins' **Jim Perry** (at Minnesota). McNally hit his in World Series Game 3 off the Reds' **Wayne Granger** at Memorial Stadium. Cuellar's slam was the first in LCS history.

**OPPONENTS:** The 1978 and 1993 Orioles allowed grand slams in 3 consecutive games, tying the major league record set by the 1901 Reds...The '78 O's allowed slams in 3 straight games, April 7-9, at Milwaukee...The '93 O's did it Aug. 10-12, all at Detroit...**Ken Griffey Jr.** last year became the 10th opposing player to have hit 2 career grand slams against the Orioles...Griffey and **Edgar Martinez** are the only active players with 2 slams...Oakland's **Carlos Reyes** in 1996 became the 14th opposing pitcher to give up 2 grand slams against the Orioles and the 3rd to throw them in the same season, joining Chicago's **Terry Forster** (1976) and **Jack Harshman** (1955).

**GOPHER PITCHERS:** **Milt Pappas** gave up 6 bases loaded homers as an Oriole, most an any O's hurler. Pappas gave up 9 overall in his career, tying **Jerry Reuss** (1969-90) and **Ned Garver** (1948-61) for most career grand slams allowed...**Dave McNally** and **Scott McGregor** are next among Oriole pitchers, allowing 4 apiece (**Armando Benitez** allowed 4 grand slams, including one in post-season play)...Among current O's hurlers, **Mike Mussina** has given up 3 slams...On the other hand, **Jim Palmer** never allowed a slam in 558 games spanning nearly 4,000 innings.

## GRAND SLAMS BY ORIOLES 1954 THRU 1998

TOTAL	AT BAL	PLAYER	TOTAL	AT BAL	PLAYER
16	10	Eddie Murray	1	0	Luis Aparicio
8	7	Cal Ripken	1	1	Benny Ayala
8	5	Chris Hoiles	1	1	Frank Baker
7	4	Boog Powell	1	0	Bret Barberie
6	2	Jim Gentile	1	1	Phil Bradley
6	4	Brooks Robinson	1	0	Jim Busby
5	3	Doug DeCinces	1	0	Mike Cuellar
5	5	Lee May	1	1	Jim Dwyer
5	1	Gary Roenicke	1	1	Jim Dyck
5	2	Ken Singleton	1	1	Dwight Evans
5	1	Gus Triandos	1	0	Steve Finley
4	3	Terry Crowley	1	1	Dan Ford
4	3	Pat Kelly	1	1	Tito Francona
4	2	Fred Lynn	1	0	Leo Gomez
3	3	Rafael Palmeiro	1	0	Dan Graham
3	2	Harold Baines	1	0	Jeffrey Hammonds
3	2	Paul Blair	1	0	Pete Incaviglia
3	2	Curt Blefary	1	1	Dave Johnson
3	2	Bobby Bonilla	1	1	Bob Kennedy
3	2	Mike Devereaux	1	0	Billy Klaus
3	1	Reggie Jackson	1	1	Curt Motton
3	1	John Lowenstein	1	1	Joe Osulak
2	2	Roberto Alomar	1	1	Mike Pagliarulo
2	2	Brady Anderson	1	0	Albie Pearson
2	2	Eric Davis	1	1	Dave Philley
2	1	Don Buford	1	1	Merv Rettenmund
2	0	Fritz Connally	1	1	Lenn Sakata
2	1	Tommy Davis	1	0	Rick Schu
2	1	Rick Dempsey	1	1	Larry Sheets
2	1	Bobby Grich*	1	0	John Shelby
2	0	Wayne Gross	1	1	Jim Traber
2	1	Elrod Hendricks	1	1	Dick Williams
2	0	Sam Horn	1	1	Earl Williams
2	2	Dave McNally	1	0	Mike Young
2	2	Randy Milligan	182	105	Orioles Totals
2	2	Joe Nolan			(2 in post-season)
2	0	Frank Robinson			
2	0	Billy Smith			
2	1	B.J. Surhoff			
2	1	Gene Woodling			

\* NOTE: Grich's grand slams came off brothers—Gaylord and Jim Perry



## PITCHING: INDIVIDUAL—BY GAME(S)

Most Strikeouts, Game	15	Mike Mussina—Oct 11, '97 @ Cle—ALCS #3
	14	Bob Turley—Apr 21, '54 vs Cle
		Connie Johnson—Sept 2, '57 vs NYY
		Mike Boddicker—Oct 6, '83 vs Cws—ALCS #2
Most Bases on Balls, Game	12	Mike Mussina—May 16, '93 @ Det, July 5, '97 @ Det
Most Inn Pitched, Game	16	Jack Fisher—Aug 30, '61 @ LA, 9 Inn
Fewest Batters Faced, 9 Inning Game	27	Jerry Walker—Sept 11, '59 vs Cws
		Bob Milacki—Apr 23, '89 vs Minn
		Jim Palmer—May 12, '67 @ NYY
		Mike Flanagan—May 3, '82 vs Sea
Most Consec Shutout Inn	41*	Gregg Olson—Aug 4, '89 to May 4, '90
Most Consec Shutouts	3	Jack Fisher—1960; Hal Brown—1961; Milt Pappas—1964; Tom Phoebus—1967; Jim Palmer—1978
Most Consecutive Games Won, Reliever, 3		
Consecutive Games	366	Grant Jackson—Sept 29, 30, Oct 1, '74, 5.1 Innings
Most Wins, One Day	266	Wes Stock—May 26, '63 @ Cle
Most Losses, One Day	266	Don Aase—Aug 28, '86 @ Oak

## CLUB PITCHING: BY GAME(S)

Most Strikeouts, 9 Inn game	17	Sept 18, '68 @ Bos—Roger Nelson 13, Moe Drabowsky 3, Fred Beene 1
		July 5, '97 @ Det—Mike Mussina 14, Terry Mathews 3
Most Strikeouts, extra Inn game	21	June 4, '67 vs Wash, 19 Innings—Steve Barber 2, Wally Bunker 5, Eddie Watt 5, Eddie Fisher 3, Stu Miller 6; Oct 11, '97 @ Cle—ALCS #3—Mike Mussina 15, Armando Benitez 1, Jesse Orosco 1, Arthur Rhodes 2, Randy Myers 2
Most Base on Balls, game	14	Apr 30, '68 vs NYY—Bruce Howard 6, Gene Brabender 5, Eddie Watt 3; and May 25, '95 @ Oak—Arthur Rhodes 6, Mike Oquist 2, Alan Mills 2, Armando Benitez 4

## INDIVIDUAL PITCHING: BY SEASON

Most Games	76	Tippy Martinez	82
Most Games, Rookie	64	Gregg Olson	89
Most Games Started	40	Dave McNally	'69-'70
		Mike Cuellar	70
		Jim Palmer	76
		Mike Flanagan	78
Most Games Started, Rookie	36	Bob Milacki	89
Most Complete Games	25	Jim Palmer	75
Most Games Finished	62	Gregg Olson	91
Most Wins	25	Steve Stone	80
Most Wins, Rookie	19	Wally Bunker	'64
Most Losses	21	Don Larsen (W-3)	'54
Best Won-Lost Pct	808	Dave McNally (21-5)	'71
Most Bases on Balls	181	Bob Turley	'54
Most Hit Batsmen	15	Chuck Estrada	'60
Most Strikeouts	218	Mike Mussina	'97
Most Innings Pitched	323	Jim Palmer	'75
Most Innings Pitched, Rookie	243	Bob Milacki	'89
Most Shutouts	10	Jim Palmer	'75
Most Consec. Shutout inn., season	36	Hal Brown	July 7 to Aug 8, '61
Most Consec. Shutout inn.	41	Gregg Olson	Aug 4, '89 to May 4, '90
Most Home Runs Allowed	35	Robin Roberts	'63
		Scott McGregor	'86
Fewest Home Runs Allowed (by qualifier)	8	Milt Pappas (209 ip)	'59
		Billy Loes (155 ip)	'68
Lowest ERA (by qualifier)	1.95	Dave McNally	'68
Highest ERA (by qualifier)	5.75	Rick Sutcliffe	'93
Most Saves	45	Randy Myers	'97
Most Saves, Rookie	27*	Gregg Olson	'89
Most Wins, Reliever	14	Stu Miller	'65
Most Relief Points	131#	Randy Myers	'97
Most Innings Pitched by Reliever	140.1	Sammy Stewart	'83
Most Consecutive Scoreless Appearances	29	Gregg Olson—Aug 4, '89 to May 4, '90	
Most Consecutive Wins	17	Dave McNally—Sept 22, '68 to Aug 3, '69	
Most Consecutive Losses	13	Mike Boddicker—('87-'88)	
Most Consecutive Wins, Season	15	Dave McNally—Apr 12 to Aug 3, '69	
Most Consecutive Losses, Season	10	Jay Tibbs—('88)	
Most Wins vs One Club, Season	6	Wally Bunker—vs KC, '64	
Most Losses vs. One Club, Season	5	Don Larsen—1954 vs Cws	
		Joe Coleman—1954 vs NYY	
		Jim Wilson—1955 vs Cle	
		Bud Daley, K.C.—1959	
Most Wins by Opp, Season	6	Joe Coleman, Jr., Det—1973	
Most Wins by Opp, Season, (Since '61 Expansion)	5	Pat Dobson, Cle—1976	
	5	Ned Garver, KC—1957	
Most Losses by Opponent, Season	5	Dick Stigman, Min—1963	
		Stan Williams, Cle—1969	
		"Catfish" Hunter, NYY—1976	

## CLUB PITCHING: BY SEASON

Most Consecutive Shutouts	5*	Sept 2-6, '74 vs Bos 3 games, @ Cle 2 games [Grimsley-cg, Cuellar-cg, Palmer-cg, McNally-cg, Cuellar-cg] and Sept 26 to Oct 1, '95 @ Tor 2 games, vs Det 3 games [Mussina-cg, Erickson-cg, Brown-cg, McDonald, Mussina-cg]
---------------------------	----	--

Most Consecutive Shutout Innings	54*	Sept 1 (from 9th Inn) - 7 (thru 8th Inn), '74
Most Complete Games, Season	71	'71
Most Consecutive Complete Games	7	May 1-7, '68
Most Shutouts, Season	21	'61
Fewest Shutouts, Season	1*	'96
Most Strikeouts, Season	1,139	'97
Most Bases on Balls, Season	688	'54
Fewest Base on Balls, Season	395	'72
Lowest ERA, Season	2.53	'72
Highest ERA, Season	5.01	'87
Most Saves, Season	59	'97
Most Hits Allowed, Season	1,604	'96
Most Runs Allowed, Season	880	'87
Most Home Runs Allowed, Season	226	'87
Fewest Home Runs Allowed, Full Season	78	'54
Most Grand Slams Allowed, Season	7	'88

## BIGGEST LIFETIME WINNERS/LOSERS VS. O'S

**WINNERS:** Yankees Hall of Famer **Whitey Ford**, who retired in 1967, has beaten the Orioles more than any other pitcher. He was 30-16 against the Birds and was one of 13 pitchers to have posted 20 or more wins lifetime against the O's. The others: "Catfish" **Hunter** (26-24), **Mickey Lolich** (25-19), **Billy Pierce** (23-11), **Early Wynn** and **Frank Sullivan** (both 21-8), **Bert Blyleven** (20-14), **Frank Tanana** (21-17), **Jim Kaat** (21-21), **Earl Wilson** (20-9), **Luis Tiant** and **Jim Perry** (both 20-22) and **Camilo Pascual** (20-23).

Among active hurlers, **Mark Langston** (17-10) has the most wins against the Orioles, followed by **Roger Clemens** (16-9) and **Jack McDowell** (10-7).

**LOSERS:** Hunter, the 2nd biggest lifetime winner vs. Baltimore, also is the biggest lifetime loser (24 losses)...At one time, Catfish had a 23-16 mark vs. the O's but lost 8 of his last 11 decisions against them from '76 thru '79...There have been 4 other 20-game losers vs. the Orioles: Tiant and Jim Perry (22 each), Kaat and Fritz Peterson (14-21)...Three pitchers lost 19 games to the O's: Lolich, Gaylord Perry (12-19) and Sam McDowell (9-19)...Nolan Ryan finished 10-17 vs. Baltimore.

Among active pitchers, **Bobby Witt** (8-13) has the most losses. Followed by Langston (10) and Clemens (9)...**Randy Johnson** is 3-7 vs. the Orioles.

## O'S 20-GAME WINNERS

Year	Pitcher	Record	Year	Pitcher	Record
1963	Steve Barber	20-13	1973	Jim Palmer	22-9
1968	Dave McNally	22-10	1974	Mike Cuellar	22-10
1969	Dave McNally	20-7	1975	Jim Palmer	23-11
	Mike Cuellar	23-11		Mike Torrez	20-9
1970	Dave McNally	24-9	1976	Jim Palmer	22-13
	Mike Cuellar	24-8		Wayne Garland	20-7
	Jim Palmer	20-10	1977	Jim Palmer	20-11
1971	Dave McNally	21-5	1978	Jim Palmer	21-12
	Mike Cuellar	20-9	1979	Mike Flanagan	23-9
	Jim Palmer	20-9	1980	Steve Stone	25-7
	Pat Dobson	20-8		Scott McGregor	20-8
1972	Jim Palmer	21-10	1984	Mike Boddicker	20-11

## NOTES ON 20-GAME WINNERS

Although they have not had one in the past 14 seasons, Oriole pitchers had produced 24 20-win seasons in the past 31 years (starting in '68), more than any other major league club. The A's (14), Yankees (12), White Sox (11) and Dodgers (10) are the only other teams with more than nine in that time.

From '68 thru '80, a span of 13 years, at least one Oriole pitcher accumulated 20 or more victories to set a major league record. The old standard was 12 by the New York Giants from '03 to '14, a mark single-handedly assured by **Christy Mathewson**, who won 20+ in each of those years.

In 1971, four Baltimore pitchers reached the 20-win plateau. The only other foursome in the entire history of major league baseball to have achieved the feat was a quartet from the 1920 White Sox (51 years earlier): Urban "Red" Faber-23, Claude Williams-22, Dickie Kerr-21, and Ed Cicotte-21. Despite that achievement, the White Sox finished second that year, two games behind Cleveland.

The four Orioles all won their 20th games within 6 days: Dave McNally was the first on 9/21; then in a series in Cleveland, the other three joined him: Mike Cuellar (9/24—first game-clinched division title), Pat Dobson (9/24—2nd game), and Jim Palmer (9/26).

Steve Stone was the earliest 20-game winner in club history, winning his 20th game on August 19 en route to a team record 25 victories in '80. Three other Orioles' hurlers have recorded their 20th wins in August: McNally (8/25) and Cuellar (8/27) in '71 and Palmer (8/20) in '75.

The first Oriole to win 20, and the only one in the club's first 14 seasons in Baltimore ('54 thru '67), was lefthander Steve Barber in '63.

## LOW HIT GAMES

### NO-HIT GAMES (5)

- Hoyt Wilhelm, vs NYY, 9/20/58 (H)
- Steve Barber—Stu Miller, vs. Det, 4/30/67\* (H) [O's lost 2-1 when Det scored twice in top of 9th inn on wild pitch and error]
- Tom Phoebus, vs. Bos, 4/27/68 (H)
- Jim Palmer, vs. Oak, 8/13/69 (H)
- \$\$\$Bob Milacki—Mike Flanagan—Mark Williamson—Gregg Olson, vs. Oak 7/13/91 (A)

\$\$\$—Ties Major League Record for most pitchers used in a no-hitter

### ONE-HIT GAMES (32)

- Joe Coleman, vs NY, 9/9/54 (H)
- \*C. Johnson—G. Zuverink, vs Chi, 6/21/56 (A)
- Hoyt Wilhelm, vs NY, 5/22/59 (H)
- Steve Barber, vs KC, 7/28/60 (H)
- Billy Hoelt, vs Was, 8/19/61 (A)
- Wally Bunker, vs Was, 5/5/64 (H)
- Wally Bunker, vs KC, 7/3/64 (H)
- Milt Pappas, vs Min, 9/2/64 (A)
- \*Frank Bertina, vs KC, 9/12/64 (H)
- Dave McNally, vs Was, 10/1/64 (H)
- Steve Barber, vs Cal, 4/16/67 (A)
- Jim Palmer, vs NY, 5/12/67 (A)
- Dave Leonhard, vs Det, 5/6/68 (H)
- Dave McNally, vs Min, 5/15/69 (A)
- Mike Cuellar, vs Min, 8/10/69 (H)
- Mike Cuellar, vs KC, 5/12/71 (H)
- Jim Palmer, vs Cle, 7/27/73\* (H)
- Mike Cuellar, vs Cal, 5/31/75 (A)
- Jim Palmer, vs Min, 8/10/76 (H)
- S. Stone-T. Martinez, vs Mil, 7/30/79 (A)
- Jim Palmer, vs Min, 9/4/82 (H)
- Mike Boddicker—Sammy Stewart—T. Martinez, vs NY, 10/2/83 (H)
- Mike Boddicker, vs Tor, 8/13/84 (A)
- D. Martinez, vs Cal, 6/5/85 (H)
- Mike Boddicker, vs KC, 4/28/87 (A)
- Bob Milacki—Tom Niedenfuer vs Det, 9/18/88 (A)
- Mike Mussina, vs Tex, 7/17/92 (A)
- Ben McDonald, vs KC, 7/20/93 (H)
- Ben McDonald, vs Mil, 8/5/94 (A)
- Mike Mussina, vs Cle 5/30/97 (H)

\*Johnson and Zuverink were beaten, 1-0, by Jack Harshman who also pitched one-hitter.  
 o—Bertina defeated Bob Myer who also threw one-hitter, 1-0.

### NO-HITTERS BY OPPONENTS (4)

- (1) May 5, 1962 by **Bo Belinsky** for the California Angels at Dodger Stadium. Belinsky defeated his former roommate in the O's farm system, **Steve Barber**, 2-0.
- (2) June 1, 1975 by **Nolan Ryan** for the California Angels at Anaheim Stadium. He defeated **Ross Grimsley**, 1-0. It was the 4th of Ryan's 7 major league no-hitters.
- (3) April 15, 1987 by **Juan Nieves** for the Milwaukee Brewers at Baltimore Memorial Stadium. The score was 7-0 and the losing pitcher was **Mike Flanagan**.
- (4) August 11, 1991 by rookie **Wilson Alvarez** for the Chicago White Sox at Baltimore Memorial Stadium. The score was 7-0 and the losing pitcher was **Dave Johnson**.

### LONG GAMES BY ORIOLES PITCHERS

IP	PITCHER	OPPONENT	DATE	W/L/ND	CG/SHO
16	Jerry Walker	Chi	9/11/59	W, 1-0	CG-SHO
15	Ray Moore	Det	5/21/57	ND	
14	Ross Grimsley	NY	9/11/74	ND	
13.1	Robin Roberts	KC	6/30/63	L, 1-3	
13	Jim Wilson	Cle	5/31/55	L, 1-2	CG
	Billy O'Dell	Cle	5/3/58	W, 3-2	CG

### NEAR NO-HITTERS SPOILED IN THE 9TH INNING

No.	Pitcher	Date	Opp	Outs	Final	Details
1.	Bob Turley	4/21/54	vs. Cle	1	1-2	An Al Rosen single, followed by a Larry Doby home run pinned the 2-1 loss on Turley.
2.	Don Ferrarese	5/12/56	at NY	0	1-0	Andy Carey and Hank Bauer hit back-to-back singles. Ferrarese finished the game with a 2-hit shutout.
3.	Dave McNally	5/15/69	at Minn	1	5-0	Cesar Tovar singled and the next batter, Rod Carew, gird'd to end it.
4.	Mike Cuellar	8/10/69	vs. Minn	0	2-0	For the second time in 3 months, Cesar Tovar managed to end a Baltimore no-no with a single. Cuellar retired the next 3 batters in order for the win.
5.	Jim Palmer	6/16/73	vs. Tex	1	9-1	With a perfect game going, Ken Suarez hit a single followed by a walk and an RBI single before Toby Harshbarger gird'd to end it.
6.	Wayne Garland	7/15/74	vs. OAk	0	4-6	O's leading 4-1 when Dick Green led off with hit. A's went on to score 5 runs on 4 hits and 3 errors. Loser was Garland.
7.	Mike Flanagan	9/26/78	vs. Cle	2	3-1	Gary Alexander hit a homer...2 singles followed before Don Stanhouse came on to fan Wayne Cagle.
8.	Storm Davis	6/26/83	vs. Det	0	3-1	Rick Leach, pinch hitting for Tom Brookens, led off with his first homer of the year...Next hitter walked and Tippy Martinez came on to give up another hit but retired the side for a combined two-hitter.
9.	Eric Bell	5/5/87	at Minn	0	5-4	Tom Nieto singled after Greg Gagne led off by reaching on an error. The Twins went on to score 4 runs before Ken Dixon (the 4th reliever that inning) got the final out.
10.	Mike Mussina	5/30/97	vs Cle	1	3-0	Sandy Alomar singled to left on 2-0 pitch to end perfect game bid...Mussina K'd final two batters for a one-hitter.

## FIELDING: CLUB—BY SEASON

Most Double Plays	189	77
Most Errors	167	55
Fewest Errors	81§	98
	72	95
Highest Fielding Pct	.9865	.95
	.9863	.94
	.9860	.89
Most Errorless Games	97	91
Most Consecutive Errorless Games	13	91

### CLUB—BY GAME

Most Errors	6	May 19, '74 vs Bos and June 9, '83 vs Mil
Most Double Plays	5	9 times, most recently Apr 4, '98 @ KC

## FIELDING—1954 THRU 1997

### INDIVIDUAL AL AND ML FIELDING RECORDS

#### FIRST BASE

Most Errors, Game	4	(AL) ..... Glenn Davis (Apr 18, '91 at Mil)
-------------------	---	---

#### SECOND BASE

Most Consec Errorless Games, Season	86	(AL) ..... Rich Dauer (Apr 10 thru Sep 29, '78)
Most Consec Errorless Games, League	89	(AL) ..... Jerry Adair (Jul 22, '64 thru May 6, '65)
Most Consec Errorless Chances, Season	425	(AL) ..... Rich Dauer (Apr 10 thru Sep 30 [part], '78)
Most Consec Errorless Chances, League	458	(AL) ..... Jerry Adair (Jul 22, '64 thru May 6, '65)
Most Putouts, Season	484	(ML) ..... Bobby Grich '74
Most Games, Season	162	(AL-tie) .. Bobby Grich '73
Highest Fielding Avg, Season	995	(ML) ..... Bobby Grich '73
(150 or more games)		
Fewest Errors, Season	5	(AL-tie) ... Jerry Adair '65
(150 or more games)		Bobby Grich '73

#### THIRD BASE

Most Seasons	23	(ML) ..... B. Robinson
Highest Fielding Avg Lifetime	971	(ML) ..... B. Robinson
(1,000 or more games)		
Most Games, Lifetime	2,870	(ML) ..... B. Robinson
Most Putouts, Lifetime	2,697	(ML) ..... B. Robinson
Most Assists, Lifetime	6,205	(ML) ..... B. Robinson
Most Chances, Lifetime	8,902*	(ML) ..... B. Robinson
Most Double Plays, Lifetime	618	(ML) ..... B. Robinson
Most Yrs Leading Lge In Fldg Avg	11	(AL) ..... B. Robinson
Most Yrs Leading Lge in Games	8	(ML) ..... B. Robinson
Most Yrs Leading Lge in Assists	8	(ML) ..... B. Robinson
Most Yrs Leading Lge in Chances	8	(AL-tie) ... B. Robinson
Most Games, Season	163	(AL) ..... B. Robinson—'61, '64
Most Errors, Game	4	(AL-tie) .... Floyd Rayford (Apr 21, '86 at Cle)

#### SHORTSTOP

Most Yrs Leading Lge in Games	12	(ML) ..... Cal Ripken—'83, '84, '87, '88, '89, '90, '91, '92, '93, '94, '95, '96
Most Yrs Leading Lge in Putouts	6	(ML-tie) ..... Cal Ripken—'84, '85, '88, '89, '91, '92
Most Yrs Leading Lge in Double Plays	8	(ML) ..... Cal Ripken—'83, '85, '89, '91, '92, '94, '95
Most Yrs Leading Lge in Assists	7	(AL-tie) ..... Cal Ripken—'83, '84, '86, '87, '89, '91, '93
Fewest Errors, Season, 150 or more games	3	(ML) ..... Cal Ripken '90
Most Consec Errorless Games, League	95	(ML) ..... Cal Ripken (Apr 14 thru July 27, '90)
Most Consec Errorless Games, Season	95	(ML) ..... Cal Ripken (Apr 14 thru July 27, '90)
Most Consec Errorless Chances, Lge	431	(ML) ..... Cal Ripken (Apr 14 thru July 27, '90)
Most Consec Errorless Chances, Season	431	(ML) ..... Cal Ripken (Apr 14 thru July 27, '90)
Fewest Chances Offered, Two Consec Games	0	(ML-tie) ..... Cal Ripken (May 26-27, '90)
Most Consec Games, One Position	2,216	(ML) ..... Cal Ripken (July 1, '82 thru July 14, '96)

#### OUTFIELDERS

Highest Fielding Avg, Season	1.000	§(ML-tie) ... Russ Snyder '65
(100 or more games)		Gary Roenicke '80
		John Lowenstein

#### PITCHERS

Most Putouts, Lifetime	292	(AL) ..... Jim Palmer
------------------------	-----	-----------------------



## GENERAL CLUB RECORDS

Longest Win Streak	14	Sept 20, '70 to Apr 10, '71
Longest Win Streak, Season	14	Aug 12, '73 thru Aug 27, '73
Longest Home Win Streak	12	July 16 thru Aug 10, '69
Longest Losing Streak	21	Apr 4 thru Apr 28, '88
Most Consec. Wins, Start of Season	5	Apr 7 thru Apr 11, '70
Most Consec. Losses, Start of Season	21	Apr 4 thru Apr 28, '88
Longest Game, By Innings	19	June 4, '67 vs Wash (H)—[Bal-7, Was-5]
Longest Extra Inning Game, By Time	5:49	June 19, '98 vs Tor [Bal-7, Tor-4, 15 Innings]
Longest 9 Inning Game, By Time	4:22	Sept 5, '97 vs NYY (A)—[Bal-13, NYY-9]
Longest 9 Inning Home Game, By Time	4:21	Apr 30, '96 vs NYY (H)—[NY-13, Bal-10]
Shortest Game, By Time	1:32	Sept 26, '62 vs KC (H)—[9 inn, Bal-3, KC-0, Big League debut—McNally, Elchebarrren]
Most Players, Game	24	Sept 7, '58 vs Bos (H) [10 inn.]
Most Players, Game, Both Clubs	45	Sept 9, '89 vs Tex (A) [10 inn.]
Most Wins vs One Club, Season	16	vs KC A's ('57) & Bos ('60)
Most Consecutive Wins vs One Club	23	Since '61 Expansion (to 162 games): vs Wash ('63) & NY ('66)
Most Losses vs One Club, Season	19	vs KC Royals (May 10, '69 thru Aug 2, '70)
Most Night Games Won, Season	79	to Cle ('54, '55) to NYY ('55)
Most Games, Season	163	'61, '64, '82, '96
Most One-Run Games, Season	63	'78
Most One-Run Wins, Season	40	'70, '74
Most One-Run Losses, Season	35	'91
Most One & Two-Run Games, Season	97	'78
Most One & Two-Run Wins, Season	60	'70
Most Extra Inning Games, Season	27	'57
Most Extra Inning Wins, Season	16	'70
Most Extra Inning Losses, Season	13	'62
Most Home Wins, Season	60	'69
Fewest Home Wins, Season, 162 Game	31	'87
Schedule	52	'97
Most Road Wins, Season	20	'88
Fewest Road Wins, Season, 162 Game	9	'65
Schedule	11	3 Times ('60, '73, '78), '80 (11-3), '73 (11-1), '78 (11-4)
Most Doubleheader Sweeps, Season	12	June 15 thru 30, '66 (12-5)
Most Wins, Home Stand	11	3 Times ('61-twice, '78)
Most Wins, Road Trip	13	July 26 thru Aug 15, '55 (8-13)
Most Losses, Home Stand	19	July 5 thru 25, '54 (3-19)
Most Losses, Road Trip	21	'56 (July 24 thru Aug 12, 20 days), 8-14
Longest Home Stand, Games	22	'57 (May 27 thru June 16, 21 days), 8-13
Longest Road Trip, Games		'54 (July 5 thru 25, 21 days), 3-19

## INSIDE THE PARK HOME RUNS

On Aug 22, '93, Texas Rangers (and former Orioles) outfielder **Butch Davis** circled the bases on an inside-the-park home run, off **Arthur Rhodes** at Oriole Park at Camden Yards. It was the first ever hit in the new park and the first by a visiting player in Baltimore since 1960 when Washington's Lenny Green hit one off Jack Fisher on August 17.

The Orioles haven't had an inside-the-park homer to call their own since June 8, '90 when outfielder **Phil Bradley** did it at Memorial Stadium...He victimized the Yankees' **Greg Cadaret**.

Bradley's homer was the 11th and final inside-the-park job at Memorial Stadium (10th by an Oriole) and the first for the O's at home since his childhood baby sitter, **Al Bumbry**, hit one off the Yankees' **Steve Kline**, Apr 19, '74.

Bradley's blast remains the only Oriole inside-the-park homer, home or away, since Bumbry did it against **Jesse Jefferson** of the White Sox at old Comiskey Park, Aug 21, '76.

## TRIPLE PLAYS

The Orioles have executed 11 triple plays and hit into 16 in 45 seasons.

The last triple play pulled by the Orioles came August 25, '92 at Oriole Park at Camden Yards against California...With Tim Salmon on 3rd and Chad Curtis on 1st, Gary Gaetti lined out to O's 3B Leo Gomez, who stepped on the bag to catch Salmon and threw to 1B Randy Milligan to triple up Curtis. That is the only triple play turned in by the Orioles at Oriole Park at Camden Yards.

On the other hand, the O's have hit into 2 triple plays at Camden Yards. The most recent TP involving the Orioles came April 3, '96, against Kansas City at Oriole Park at Camden Yards, when O's DH Bobby Bonilla grounded into a 5-4-3-2 triple play. With Roberto Alomar at 3rd and Rafael Palmeiro at 1st, Bonilla grounded to Royals 3B Joe Randa, who threw to 2B Bip Roberts for the force on Palmeiro. Roberts threw to 1B Bob Hamelin to get Bonilla, at which point Alomar tried to score from 3rd. Hamelin's throw to CA Sal Fasano was in time to nail Alomar to end the inning.

## ORIOLES GOLD GLOVE AWARD WINNERS

Year	Winner (pos)	Year	Winner (pos)	Year	Winner (pos)
1960	B. Robinson (3b)	1972	B. Robinson (3b)	1981	None
1961	B. Robinson		Blair (of)	1982	Murray (1b)
1962	B. Robinson	1973	B. Robinson (3b)	1983	Murray (1b)
1963	B. Robinson		Belanger (ss)	1984	Murray (1b)
1964	B. Robinson (3b)		Grich (2b)	1985	None
	Aparicio (ss)		Blair (of)	1986	None
1965	B. Robinson (3b)	1974	B. Robinson (3b)	1987	None
1966	B. Robinson (3b)		Belanger (ss)	1988	None
	Aparicio (ss)		Grich (2b)	1989	None
1967	B. Robinson (3b)		Blair (of)	1990	None
	Blair (of)	1975	B. Robinson (3b)	1991	C. Ripken (ss)
1968	B. Robinson (3b)		Belanger (ss)	1992	C. Ripken (ss)
1969	B. Robinson (3b)		Grich (2b)	1993	None
	Belanger (ss)		Blair (of)	1994	None
	D. Johnson (2b)	1976	Belanger (ss)	1995	None
	Blair (of)		Grich (2b)	1996	Alomar (2b)
1970	B. Robinson (3b)		Palmer (p)		Mussina (p)
	D. Johnson (2b)	1977	Belanger (ss)	1997	Mussina (p)
	Blair (of)		Palmer (p)		Palmeiro (1b)
1971	B. Robinson (3b)	1978	Belanger (ss)	1998	Alomar (2b)
	Belanger (ss)		Palmer (p)		Mussina (p)
	D. Johnson (2b)	1979	Palmer (p)		Palmeiro (1b)
	Blair (of)	1980	None		

**NOTES:** The Gold Glove Awards were initiated in '57 by the Rawlings Sporting Goods Co. in cooperation with *The Sporting News* to acknowledge individual defensive excellence by a vote of managers and coaches in each league...Selection is based on a player's overall defensive ability, not simply on fielding percentage.

In 1998, the Orioles were the only team in the majors with three players to earn a Gold Glove Award...Mike Mussina won his third straight and Rafael Palmeiro and Roberto Alomar each won Gold Gloves as well, marking the first time the Orioles had three Gold Glove winners since 1976...The Orioles have now won 7 Gold Gloves in the last three seasons after earning only two in the previous 11 years...The Orioles have won a total of 57 Gold Gloves, most among AL teams since the award was created...Only one ML team, St. Louis, has won more Gold Glove awards than the O's (57 1/2):

Cardinals-57 1/2, **ORIOLES 57**, Yankees 48, Pirates & Reds 44, Red Sox, Tigers & White Sox 34, Phillies 33, Braves, Cubs & Giants 31, Dodgers 30 1/2, Twins 28, Angels 26, Indians & Rangers 21, Expos 20, Blue Jays & Padres 17, Astros, Royals & Mariners 16, A's 14, Mets 11 1/2, Brewers 9, Marlins 3 1/2, Rockies 2.

**Multiple Winners:** A total of 12 Orioles have won multiple Gold Gloves...Leading the list is Brooks Robinson, whose 16 awards are matched only by pitcher Jim Kaat for the most won by an individual (Roberto Clemente & Willie Mays are tied for 3rd with 12 each; Ozzie Smith won 11)...Other Oriole multiple winners: Paul Blair & Mark Belanger (8 each); Jim Palmer & Bobby Grich (4 each); Davey Johnson, Eddie Murray & Mike Mussina (3 each); Roberto Alomar, Luis Aparicio, Rafael Palmeiro & Cal Ripken (2 each, although Aparicio won a total of 9 in his ML career and Alomar has won 7).

## ORIOLES RBI RUN LEADERS, PER WEEK AND MONTH

RBI PER WEEK				RBI PER MONTH		
RBI	Player	Year	Week	RBI	Player	Month/Year
17	Mike Young	1985	Aug. 11-17	32	Mike Young	August, 1985
16	Jim Gentile	1961	May 7-13	31	Doug DeCinces	July, 1978
	Lee May	1977	May 30 - June 3		Boog Powell	July, 1969
14	Boog Powell	1966	July 3-9	30	Jim Gentile	August, 1961
	Frank Robinson	1966	Sept. 18-24		Eddie Murray	Sept., 1980
	Ken Singleton	1979	July 22-28		Eric Davis	July, 1998
	Joe Orsulak	1990	May 20-26	29	Frank Robinson	July, 1966
	B.J. Surhoff	1997	May 11-17		Boog Powell	July, 1970
13	Jim Gentile	1961	June 25 - July 1		Eddie Murray	July, 1985
	Frank Robinson	1970	June 21-27		Rafael Palmeiro	June, 1998
	Dan Graham	1980	July 20-27	28	Eddie Murray	July, 1987
	Cal Ripken	1990	July 29 - Aug. 4	27	Cal Ripken	Sept., 1991
					Eddie Murray	May, 1987
					B.J. Surhoff	May, 1997

# ALL-TIME ORIOLES ROSTER 1954 THRU 1998 (45 SEASONS)

MANAGERS (13)	Uniform	DoB	Birthplace	Residence
ALTOBELLI, Joe (83-85)	26	5/26/32	Detroit, MI	Rocky Hill, NY
BAUER, Hank (64-68)	42	7/31/22	E. St. Louis, IL	Shawnee Mission, KS
DYKES, Jimmy (54)	25	11/10/96	Philadelphia, PA	Died 6/15/78 (79)
JOHNSON, Davey (96-97)	15	1/30/43	Orlando, FL	Winter Park, FL
HARRIS, Luman (61)	26	1/17/15	New Castle, AL	Died 11/11/96 (81)
HITCHCOCK, Billy (62-63)	45	7/31/16	Inverness, AL	Opelika, AL
MILLER, Ray (96-97)	31	4/30/45	Takoma Park, MD	New Athens, OH
OWLES, Johnny (91-94)	26	12/14/46	Sylva, NC	Colonial Heights, VA
REGAN, Phil (95)	27	4/6/37	Olsego, MI	Byron Center, MI
RICHARDS, Paul (85-86)	12	11/21/08	Waxahachie, TX	Died 5/4/86 (77)
RIPKEN, Cal Sr (87-88)	7	12/17/35	Aberdeen, MD	Aberdeen, MD
ROBINSON, Frank (88-91)	20	8/31/35	Beaumont, TX	Bel Air, CA
WEAVER, Earl (88-82, 85-86)	4	8/14/30	St. Louis, MO	Pembroke Pines, FL
COACHES (57)	Number	DoB	Birthplace	Residence
ADAIR, Jimmy (57-61)	45	12/5/07	Waxahachie, TX	Died 12/9/82 (75)
APPLE, Luke (63)	41	4/12/09	High Point, NC	Died 1/3/61 (61)
BAMBERGER, George (68-77)	31	8/1/25	Staten Island, NY	Redington Beach, FL
BAUER, Hank (63)	42	7/31/22	E. St. Louis, IL	Shawnee Mission, KS
BERNHARDT, Carlos (98)	45	9/9/50	San Pedro de Macoris, DR	San Pedro de Macoris, DR
BIAGINI, Greg (92-94)	24	3/21/52	Chicago, IL	Greenview, NJ
BOROS, Steve (95)	43	9/3/36	Flint, MI	Charles City, IA
BOSMAN, Dick (92-94)	27	2/17/44	Kenosha, WI	Palm Harbor, FL
BRECHTEN, Harry (54-67)	31	10/14/14	Broken Bow, OK	Ada, OK
BURFORD, Don (98, 94)	2,13	2/23/37	Linden, TX	Sherman Oaks, CA
BUMBA, Al (95)	1	4/21/47	Fredericksburg, VA	Lutherville, MD
BUSBY, Jim (61)	33,23,16	1/8/27	Kenedy, TX	Died 7/8/96 (69)
COTTER, Chuck (95)	15	1/8/36	Dalto, CO	Edmonds, WA
CROWLEY, Terry (85-88)	10	2/16/47	Staten Island, NY	Cockeysville, MD
DORSON, Pat (96)	37	2/21/42	Duquesne, PA	Cape Coral, FL
DOWN, Rick (96-98)	48	12/14/50	Waynesville, NC	Las Vegas, NV
EMER, Cal (62)	42	11/10/23	Baltimore, MD	Chattanooga, TN
ETCHEBARREN, Andy (96-97)	13	6/20/43	Whittier, CA	Walnut, CA
FERRARO, Mike (93)	43	8/18/44	Kingston, TX	Carroll Springs, FL
FLANAGAN, Mike (95, 98)	46	12/16/51	Manchester, NH	Cockeysville, MD
FREY, Jim (70-79)	41	5/26/31	Cleveland, OH	Timonium, MD
HARRIS, Luman (55-61)	26	1/17/15	New Castle, AL	Died 11/11/96 (81)
HART, John (88)	47	7/21/48	Tampa, FL	Fairview Park, OH
HENDRICKS, Elrod (78-)	44	12/22/40	St. Thomas, VI	Randallstown, MD
HOSCHKEIT, Vern (68)	41	4/1/22	Brunswick, NE	Plainview, NE
HUNTER, Billy (64-77)	55	6/4/28	Punxsutawney, PA	Lutherville, MD
JACKSON, Al (69-91)	31	12/25/35	Waco, TX	Dix Hills, NJ
JOHNSON, Darrel (62)	36	8/25/28	Horace, NE	Ord, NE
LAU, Charlie (89)	41	4/12/33	Romulus, MI	Died 3/18/84 (50)
LOLLAR, Sherman (64-67)	41	8/23/24	Durham, AR	Died 9/24/77 (53)
LOPES, Davey (92-94)	15	5/31/46	East Providence, RI	Providence, RI
MAY, Lee (95)	14	3/23/43	Birmingham, AL	Cincinnati, OH
MCCRAY, Tom (89-91)	40	11/16/33	Malvern, AR	Huddellsville, NY
MENDOZA, Minnie (88)	31	4/30/45	Havana, CUBA	Charlotte, NC
MILLER, Ray (78-85, 97-)	21,43	9/24/40	Takoma Park, MD	New Athens, OH
MOTTON, Curt (89-91)	33	2/24/56	Danville, LA	Cockeysville, MD
MURRAY, Eddie (98-)	31	1/5/56	Los Angeles, CA	Los Angeles, CA
NARRON, Jerry (93-94)	26,46	12/14/46	Goldsboro, NC	Colonial Heights, VA
DATES, Johnny (89-91)	29	11/5/03	Sylva, NC	Died 2/26/88 (85)
OLIVER, Tom (54)	2	3/4/51	Montgomery, AL	Cumberland, MD
PERLOZZO, Sam (96-)	7,47	12/17/35	Aberdeen, MD	Aberdeen, MD
RIPKEN, Cal Sr (76-86, 89-92)	5	5/18/37	Little Rock, AR	Baltimore, MD & So. California
ROBINSON, Brooks (77)	37	12/15/20	Paris, TX	Fl. Worth, TX
ROBINSON, Eddie (57-59)	20	8/31/35	Beaumont, TX	Bel Air, CA
ROBINSON, Frank (78-80, 85-87)	42,31	12/31/33	Ferndale, IL	Norcross, GA
ROWE, Ken (85-86)	40	7/14/24	Newberry, SC	Died 2/29/96 (71)
SCARBOROUGH, Ray (68)	48	7/23/17	Mt. Gilead, NC	Died 7/18/82 (64)
SKAFF, Frank (54)	40	9/30/43	LaCrosse, WI	Died 4/12/88 (74)
STALLER, George (62, 68-75)	48,41	4/11/16	Rutherford Hgts, PA	Died 7/3/92 (76)
STARRLETTE, Herm (88)	31	11/20/38	Statenville, NC	Statenville, NC
STEARNS, John (96-97)	18	8/21/61	Denver, CO	Boulder, CO
VINCENT, Al (55-59)	30	12/23/06	Birmingham, AL	Beaumont, TX
WEAVER, Earl (68)	4	8/14/30	St. Louis, MO	Pembroke Pines, FL
WILEY, Mark (87)	31	2/28/48	National City, CA	Miami Springs, FL
WILLIAMS, Jimmy (81-87)	40	5/15/26	Toronto, ONT	Joppa, MD
WOODLING, Gene (64-67)	14	8/16/22	Akron, OH	Medina, OH
PLAYERS (612)	Number	DoB	Birthplace	Residence
AASE, Don (85-88), RHP	41	9/8/54	Orange, CA	Yorba Linda, CA
ABRAMS, Cal (54-56), OF, L-L	18	3/2/24	Philadelphia, PA	Died 2/25/97 (72)
ADAIR, Jerry (58-66), 2B, R-R	6,20,8,7	12/17/36	Sand Springs, OK	Died 5/31/87 (50)
ADAMS, Bobby (56), IF, R-R	5	12/14/21	Tuolumne, CA	Died 2/13/97 (75)
ADAMSON, Mike (67-83), RHP	17	9/13/47	San Diego, CA	Moorpark, CA
ALDRICH, Jay (90), RHP	58	4/14/61	Alexandria, LA	Pine Brook, NJ
ALEXANDER, Bob (55), RHP	37	8/7/22	Vancouver, BC	Died 4/7/93 (70)
ALEXANDER, Doyle (72-76), RHP	13	9/4/50	Cordova, AL	Arlington, TX
ALEXANDER, Manny (92-96), IF, R-R	1,48,6	3/20/71	SP de Macoris, DR	SP de Macoris, DR
ALOMAR, Roberto (96-98), 2B, S-R	12	2/5/68	Ponce, PR	Saltinas, PR
ANDERSON, Brady (80), OF, L-L	9,16	11/18/64	Silver Spring, MD	Newport Beach, CA
ANDERSON, John (60), RHP	18	11/23/32	St. Paul, MN	Browning, MT
ANDERSON, Mike (78), OF, R-R	39	6/22/51	Florence, SC	Florence, SC
APARICIO, Luis (63-67), SS, R-R	11	4/29/34	Maracaibo, VEN	Barquisimeto, VEN
ARNOLD, Tony (86-87), RHP	57	5/9/59	El Paso, TX	Veracruz, MEX
AVILA, Bobby (59), 2B, R-R	8	4/2/24	Veracruz, MEX	Toluca, MEX
AYALA, Benny (79-84), OF, R-R	27	2/7/51	Yauco, PR	Palma Harbor, FL
BAILOR, Bob (75-76), IF, R-R	21	7/10/51	Connellsville, PA	St. Michaels, MD
BAINES, Harold (93-95, 97-), DH, L-L	3,10	3/15/59	St. Michaels, MD	Meridian, MS
BAKER, Frank (73-74), IF, L-R	15	10/29/46	Meridian, MS	Billings, MT
BALLARD, Jeff (87-91), LHP	29,34	8/13/63	Billings, MT	Redington Beach, FL
BAMBERGER, George (59), RHP	16	8/1/25	Staten Island, NY	Las Vegas, NV
BARBER, Steve (60-67), LHP	29,13	2/22/39	Takoma Park, MD	Centros, CA
BARBERIE, Bret (95), IF, S-R	2	8/16/67	Long Beach, CA	Marlinsburg, WV
BARKER, Ray Buddy (60), 1B, L-R	44	3/12/36	Marlinsburg, WV	

BARNOWSKI, Ed (65-66), RHP	38	8/23/43	Scranton, PA	Weber, NY
BASS, Kevin (95), OF, S-R	17	5/12/59	Redwood City, CA	Sugar Land, TX
BAUTISTA, Jose (88-91), RHP	48	7/24/64	Bani, DR	Cooper City, FL
BAYLOR, Don (70-75), OF, R-R	23,25	6/28/49	Austin, TX	La Quinta, CA
BEAMON, Charlie (56-58), RHP	27,43	12/15/34	Oakland, CA	Palo Alto, CA
BECKER, Rich (98), OF, L-L	18	2/1/72	Aurora, IL	Cape Coral, FL
BEHNE, Fred (68-70), RHP	50,33	11/24/42	Angleton, TX	Oakhurst, TX
BELANGER, Mark (65-81), SS, R-R	7,33	6/8/44	Pittsfield, MA	Died 10/6/98 (54)
BELL, Eric (85-87), LHP	47,45	10/27/63	Modesto, CA	Modesto, CA
BELL, Juan (89-91), SS, S-R	11	3/29/68	SP de Macoris, DR	SP de Macoris, DR
BENJUEZ, Juan (86), OF, R-R	12	5/13/50	San Sebastian, PR	San Pedro de Macoris, DR
BENITEZ, Armando (94-98), RHP	64,49	11/3/72	Ramon Santana, DR	Sidney, NY
BENNETT, Joel (98), RHP	28	1/31/70	Binghamton, NY	Quincy, NY
BERRIO, Geronimo (97), OF	10,29	3/18/65	Santo Domingo, DR	New York, NY
BERRY, Connie Neil (54), IF, R-R	2	4/14/44	Kalamazoo, MI	Kalamazoo, MI
BERTAINA, Frank (64-67, 69), LHP	18,40,23	4/5/31	San Francisco, CA	Santa Rosa, CA
BESANA, Fred (56), LHP	38,27	8/17/20	Lincoln, CA	Roseville, CA
BICKFORD, Vern (54), RHP	24	7/4/28	Buffalo, NY	Died 5/6/60 (39)
BIRNER, Werner Babe (56), RHP	41	2/1/44	Cushing, OK	Owings Mills, MD
BLAIR, Paul (64-78), OF, R-R	6,33	3/7/43	Brooklyn, NY	Ft. Lauderdale, FL
BLEFARY, Curt (85-88), OF, L-R	3	12/25/28	Hamtramck, MI	Cheyenne, WY
BLYZKA, Mike (54), RHP	34	8/23/57	Cedar Rapids, IA	Overland Park, KS
BODDICKER, Mike (80-88), RHP	52	5/6/62	Nashville, TN	Smyrna, TN
BOLTON, Tom (94), LHP	21	2/23/63	New York, NY	Greenwich, CT
BONILLA, Bobby (95-96), OF-3B, S-R	26	2/12/56	Sanur, PR	Quincy, FL
BONILLA, Juan (96), 2B, R-R	3	8/12/56	Uvalde, TX	Corpus Christi, TX
BONNER, Bob (80-83), IF, R-R	2	1/14/54	Long Beach, CA	El Cajon, CA
BOONE, Dan (90), LHP	37	4/18/59	San Francisco, CA	Carmel Valley, CA
BORDI, Rich (86), RHP	42	7/21/65	Marquette, MI	Auburn, ME
BORDICK, Mike (97-), SS, R-R	14	5/4/71	Bayonne, NJ	Bayonne, NJ
BOROWSKI, Joe (95), RHP	77	3/28/67	Hawthorne, NJ	Scottsdale, AZ
BOSKIE, Shawn (97), RHP	32	1/20/45	Baltimore, MD	Joppa, MD
BOSWELL, Dave (71), RHP	32	3/23/39	Wilmington, NC	Leland, NC
BOWENS, Sam (63-67), OF, R-R	16,14	5/2/71	Bridgeview, IL	Bridgeview, IL
BOWERS, Brent (96), OF, L-R	30	10/1/26	Potts Camp, MS	Wichita, KS
BOYD, Bob (56-80), 1B, L-L	1,9,15	8/16/41	Madison, WI	Died 12/27/96 (55)
BRABENDER, Gene (66-68), RHP	32	3/11/59	Bloomington, IN	Columbia, MO
BRADLEY, Phil (89-90), OF, R-R	1,16	4/28/34	Omaha, NE	Papillon, NE
BRANDT, Jackie (60-65), OF, R-R	25	3/8/34	Decatur, AL	Decatur, AL
BREEDING, Mary (50-62), 2B, R-R	1	2/13/27	Lancaster, OH	Died 8/25/89 (62)
BRIDEWESSER, Jim (54-57), IF, R-R	2,40	8/5/43	Dorris, CA	Greensboro, PA
BRILES, Nellie (77-78), RHP	55,34	1/17/35	Shinnston, WV	Died 4/12/70 (35)
BROWN, Dick (63-65), C, R-R	10	12/11/24	Greensboro, NC	Greensboro, NC
BROWN, Hal Skinny (55-62), RHP	28	9/26/67	Waukegan, IL	Mt. Zion, IL
BROWN, Jarvis (95), OF, R-R	32	3/14/65	McIntyre, GA	Macoon, GA
BROWN, Kevin (95), RHP	41	7/13/59	Shinnston, WV	West Palm Beach, FL
BROWN, Larry (73), IF, R-R	21	1/23/63	Bellevue Falls, VT	Bellevue Falls, VT
BROWN, Mark (84), RHP	21	6/8/35	Lawton, OK	Antioch, TN
BROWN, Marty (90), IF, R-R	28	1/6/35	Houghton, MI	Died 10/25/91 (56)
BRUNET, George (63), LHP	18	6/12/70	Baltimore, MD	Sherman Oaks, CA
BURFORD, Damon (93-95), OF, R-R	9	1/21/37	Linden, TX	Sherman Oaks, CA
BURFORD, Don (68-72), OF, S-R	9	4/21/47	Fredericksburg, VA	Lutherville, MD
BUMBA, Al (72-84), OF, L-R	27,35	1/25/45	Seattle, WA	Coeur d'Alene, ID
BURKE, Wally (63-68), RHP	19,23	5/6/34	Hagerstown, MD	Hagerstown, MD
BURKE, Leo (56-59), IF-OF, R-R	17	4/29/51	Lynchwood, CA	La Habra Hgts, CA
BURLESON, Rick (87), IF, R-R	17	7/23/30	Evansville, IL	Wilmette, IL
BURNSIDE, Pete (63), LHP	20	1/8/27	Kenedy, TX	Died 7/8/96 (69)
BUSBY, Jim (57-58, 60-61), OF, R-R	23,33,16	8/17/36	Prosperity, SC	Prosperity, SC
BUZHARDT, John (87), RHP	30	2/3/25	Darlington, SC	Died 5/14/85 (60)
BYRD, Harry (55), RHP	24	10/8/49	Fl. Riley, KS	Sugar Land, TX
CABELL, Enos (72-74), IF, R-R	24	1/8/68	Boston, MA	Weymouth, MA
CAREY, Paul (93) 1B, L-R	88	1/23/26	Caracas, VEN	Chicago, IL
CARRASQUEL, A. Chico (59), SS, R-R	17	8/6/37	Colton, CA	Died 9/2/87 (50)
CARREON, Camilo (65), C, R-R	35	3/7/60	Oklahoma City, OK	Leawood, KS
CARTER, Joe (98), OF, R-R	29	1/1/31	Nashville, TN	Cincinnati, OH
CASTLEMAN, Foster (58), IF, R-R	8	12/26/36	Ruston, LA	Ruston, LA
CAUSEY, Wayne (55-57), IF, L-R	39,33	4/2/30	New Haven, CT	Orange, CT
CECCARELLI, Art (57), LHP	16	8/10/27	Asheville, NC	Richmond, VA
CHAKALES, Bob (54), RHP	20	1/6/63	Fort Polk, LA	Tilden, TX
CHARLTON, Norm (98), RHP	37	6/20/54	Telica, NIC	Chester, PA
CHEVEZ, Tony (77), RHP	45	5/9/55	Chester, PA	Tiburon, CA
CHISM, Tom (79), 1B, L-L	45	12/18/29	San Francisco, CA	La Puente, CA
CIMOLI, Gino (64), OF, R-R	20	10/10/60	Loma Angeles, CA	Chico, CA
CLARK, Terry (95), RHP	36	2/2/62	McCloud, CA	Lancaster, SC
CLEMENTS, Pat (92), LHP	29	4/8/67	Lancaster, SC	Brevard, NC
CLYBURN, Danny (97-), OF, R-R	37,41	5/18/22	Monroe, NC	New York, NY
COAN, Gil (54-55), OF, L-R	16,21	12/7/50	Indianapolis, IN	4/9/97 (74)
COGGINS, Richie (72-74), OF, L-L	35	7/30/22	Medford, MA	Troy, NY
COLEMAN, Joe (54-55), RHP	35	7/31/31	Troy, NY	Arlington, TX
COLEMAN, Walter "Rip" (59-60), LHP	11	5/19/58	Bryan, TX	Miami, FL
CONNALLY, Fritz (85), 3B, R-R	20,21	9/3/20	Potterville, CUBA	Charleston, SC
CONSUEGRA, Sandy (56-57), RHP	55,63	8/14/63	Charleston, SC	El Paso, TX
COOK, Michael (93), RHP	27,29	3/19/74	El Paso, TX	Jacksonville, FL
COPPINGER, Rocky (96-), RHP	23	1/14/52	Sarasota, FL	Beaumont, TX
CORBETT, Doug (87), RHP	41	12/30/67	Beaumont, TX	Aurora, CA
CORBIN, Archie (96), RHP	15	1/13/55	Tuacumcari, NM	Died 6/16/75 (48)
COREY, Mark (79-81), OF, R-R	3	3/16/27	Hall Summit, LA	Died 3/30/78 (58)
COURTNEY, Clint (54-61), C, L-R	11,10,2	8/29/19	Newport, PA	Fredonia, NY
COX, Billy (55), 3B, R-R	3	9/21/51	Dunkirk, NY	Cockeysville, MD
CRISCIONE, Dave (77), C, R-R	40	2/16/47	Staten Island, NY	
CROWLEY, Terry (69-73, 76-82), 1B-OF, L-L	37,11,10	5/8/37	Highland Park, MI	San Bernardino, CA
CRUZ, Todd (83-84), 3B, R-R	10	5/23/37	Los Angeles, CA	Almonte Spr, FL
CUELLAR, Mike (69-76), LHP	35	8/22/34	Newburyport, MA	Byfield, MA
DAGRES, Angelo (55), OF, L-L	34,5,20	12/3/36	Chico, CA	Chico, CA
DALRYMPLE, Clay (69-71), C, L-R	3	7/27/52	San Bernardino, CA	Hickory, OH
DAUER, Rich (76-85), 2B, R-R	44,25	8/21/45	Oceanside, CA	Houston, TX
DAVANON, Jerry (71), IF, R-R	2	5/29/62	Los Angeles, CA	Woodland Hills, CA
DAVIS, Eric (97-98), OF, R-R	24	12/26/61	Dallas, TX	Cockeysville, MD
DAVIS, George Storm (82-86, 92), RHP	39,34	3/28/61	Jacksonville, FL	Columbus, GA
DAVIS, Glenn (91-93), 1B, R-R	37	3/21/39	Brooklyn, NY	Alta Loma, CA
DAVIS, Tommy (72-75), DH, R-R	36,12	6/19/58	Williamston, NC	Williamston, NC
DAVIS, Wallace Butch (88-89), OF, R-R	25,48	8/29/50	Burbank, CA	Newport Beach, CA
DeCINCES, Doug (73-81), 3B, R-R	37, 11	4/14/68	Los Angeles, CA	Everett, WA



De LaRosa, Francisco ('91), RHP	56.58	3/3/66	La Roma, DR	La Roma, DR	HARRISON, Bob ('55-'56), RHP	25.43,21	9/22/30	St Louis, MO	St Louis, MO
DELEON, Luis ('87), RHP	47	8/19/57	Ponce, PR	Ponce, PR	HARRISON, Roric ('72), RHP	44	9/20/46	Los Angeles, CA	Mission Viejo, CA
DELUCCI, David ('97-), OF, L-L	26	10/31/73	Baton Rouge, LA	Baton Rouge, LA	HARSHMAN, Jack ('58-'59), LHP	29	7/12/22	San Diego, CA	San Diego, CA
DELCOCK, Ike ('63), RHP	14	11/11/29	Highland Park, MI	E. Naples, FL	HART, Mike L. ('87), OF, L-L	36	2/17/58	Milwaukee, WI	West Allis, WI
DEMPSEY, Rick ('76-'86, '92), C, R-R	24	9/13/49	Fayetteville, TN	West Lake Village, CA	HARTLEY, Mike ('95), RHP	39	8/31/81	Hawthorne, CA	El Cajon, CA
DESILVA, John ('95), RHP	45	9/30/67	Fort Bragg, CA	Fort Bragg, CA	HARTZELL, Paul ('80), RHP	28	11/2/53	Bloomington, PA	Houston, TX
DEVAREZ, Cesar ('89-'94, '96), OF, R-R	12,10	4/10/63	Casper, WY	Tampa, FL	HATTEN, Brady ('56), IF, L-R	5	10/7/22	Beaumont, TX	Warren, TX
DIERING, Chuck ('54-'56), OF, R-R	59,29	9/22/69	San Francisco, DR	San Francisco, DR	HAYNES, Jimmy ('95-'96), RHP	31,47	11/17/59	Highland Park, MI	Royal Oak, MI
DILLARD, Gordon ('88), LHP	43	2/5/23	St Louis, MO	St Louis, MO	HAZEWOD, Drungo ('80), OF, R-R	60,50	9/5/72	LaGrange, GA	LaGrange, GA
DILLMAN, Bill ('67), RHP	45	5/20/64	Salinas, CA	Salinas, CA	HEARD, Jehosie ('54), LHP	37	9/1/59	Mobile, AL	Sacramento, CA
DIMMEL, Mike ('77-'78), OF, R-R	36	10/18/54	Trenton, NJ	Winter Park, FL	HELD, Mel ('56), RHP	38	1/17/20	Atlanta, GA	Birmingham, AL
DIXON, Ken ('84-'87), RHP	39	10/17/60	Albert Lea, MN	Carrollton, TX	HELD, Mel ('56), RHP	18	4/12/29	Edon, OH	Edon, OH
DOBSON, Pat ('71-'72), RHP	37	2/12/42	Depew, NY	Baltimore, MD	HELD, Woodie ('66-'67), IF-OF, R-R	12	3/25/32	Sacramento, CA	Dubois, WY
DODD, Tom ('86), DH-PH, R-R	25	8/15/58	Portland, OR	Cape Coral, FL	HENDRICKS, Elrod ('68-'72, '73-'76, '78-'79), C, L-R	10,44	12/22/40	St Thomas, VI	Randallstown, MD
DORISH, Harry ('55-'56), RHP	23	7/13/21	Swoyersville, PA	Decatur, AL	HERNANDEZ, Leo ('82-'83, '85), 3B, R-R	3	11/6/59	Santa Lucia, VEN	Edo, Miranda, VEN
DRABEK, Doug ('98), RHP	15	7/25/62	Victoria, TX	The Woodlands, TX	HERZOG, Dorel "Whitey" ('61-'62), OF, L-L	6	11/9/31	New Athens, IL	Blue Springs, MO
DRABOWSKY, Joe ('66-'68, '70), RHP	25	7/21/35	Ozanna, POLAND	Highland Park, IL	HICKEY, Kevin ('89-'91), LHP	45,23	2/25/56	Chicago, IL	Sparks, MI
DRAGO, Dick ('77), RHP	37	6/25/45	Toledo, OH	Brooksville, FL	HOEFIT, Billy ('59-'62), LHP	29,20	5/17/32	Oshkosh, WI	Anne Arbor, MI
DROPO, Walter ('59-'61), 1B, R-R	37,17	1/30/23	Moosup, CT	Boston, MA	HOILES, Chris ('89-), C, R-R	11,17,23	3/20/65	Bowling Green, OH	Cockeysville, MD
DUKES, Tom ('71), RHP	36	8/31/42	Knoxville, TN	Arcaia, CA	HOLDSWORTH, Fred ('78-'77), RHP	35	5/29/52	Detroit, MI	Chelsea, MI
DUNCAN, Dave ('75-'76), C, R-R	9,25	9/26/45	Dallas, TX	Tucson, AZ	HOLTZMAN, Ken ('78), LHP	30	11/29/59	McKeesport, PA	Hunt Valley, MD
DUREN, Ryne ('54), RHP	36,26	2/22/29	Cazenovia, WI	Middleton, WI	HOLTON, Brian ('89-'90), RHP	44	11/3/45	St Louis, MO	Buffalo Grove, IL
DURHER, Jim ('51-'58), OF, R-R	12,24,27	7/31/31	Newport News, VA	Randallstown, MD	HORN, Sam ('90-'92), 1B-DH, L-L	10,15	10/16/49	Florence, SC	Estero, FL
DYCK, Jim ('55-'56), OF, R-R	28,9	1/3/50	Evergreen Park, IL	Evergreen Park, IL	HOUTTEMAN, Art ('57), RHP	6,21	11/2/63	Dallas, TX	Birmingham, AL
DYKHOF, Radhames ('98-), RHP	28	2/3/22	Omaha, NE	Died 1/11/99 (76)	HOWARD, Bruce ('68), RHP	16	8/7/27	Detroit, MI	Lake Orion, MI
EICHORN, Mark ('93-'94), RHP	38	9/27/74	Paradera, Aruba	Oranjestad, Aruba	HOWARD, Rex ('86), IF, R-R	3/23/43	Salisbury, MD	Sarasota, FL	Fresno, CA
EPSTEIN, Mike ('66-'67), 1B, L-L	1,18,4	11/21/60	San Jose, CA	Aptos, CA	HUFFMAN, Phil ('85), RHP	1	9/2/60	Tempe, AZ	Lake Jackson, TX
ERICKSON, Scott ('95-), RHP	21,19	4/4/43	Bronx, NY	Dana Point, CA	HUGHES, Keith ('88), OF, L-L	48	6/20/58	Freeport, TX	Paoli, PA
ESSECIAN, Chuck ('61), OF-PH, R-R	10	2/2/68	Long Beach, CA	Sunnyvale, CA	HUISMANN, Mark ('89), RHP	35	9/12/63	Bryn Mawr, PA	Blue Springs, MO
ESTRADA, Chuck ('60-'64), RHP	10	8/9/31	Boston, MA	Los Angeles, CA	HULETT, Tim ('89-'94), IF, R-R	52	5/1/58	Lincoln, NE	Springfield, IL
ETCHEBAREN, Andy ('52, '55-'57), C, R-R	23	2/15/38	San Luis Obispo, CA	San Luis Obispo, CA	HUNTER, Billy ('54), SS, R-R	36	1/12/60	Punxsutawney, PA	Lutherville, MD
EVANS, Dwight ('91), OF, R-R	24	6/20/43	Whittier, CA	Walnut, CA	HUPPERT, Dave ('83), C, R-R	6	6/4/28	Southgate, CA	Zephyr Hill, FL
EVERS, Walter Hoot ('55-'56), OF, R-R	17,14	11/3/51	Santa Monica, CA	Lynnfield, MA	HUSON, Jeff ('95-'96), IF, R-R	32	4/1/57	Scottsdale, AZ	Bedford, TX
FARMER, Ed ('77), RHP	17	2/8/21	St Louis, MO	Died 1/25/91 (69)	HUTTO, Jim ('75), C, R-R	30	8/15/84	Norfolk, VA	Pensacola, FL
FERNANDEZ, L. Chico ('68), IF, R-R	1	10/18/49	Evergreen Park, IL	Calabasas, CA	HYDE, Dick ('61), RHP	33	10/17/47	Norfolk, VA	Champaign, IL
FERNANDEZ, Sid ('94-'95), LHP	50	4/23/39	Havana, CUBA	Miami, FL	INCAVIGLIA, Pete ('96-'97), OF, R-R	38	8/3/28	Hindsboro, IL	Colleyville, TX
FERNARESE, Don ('55-'57), LHP	21,39,32	10/12/62	Honolulu, HI	Hawaii Kai, HI	JACKSON, Grant ('71-'76), LHP	29,26,55	4/2/64	Pebble Beach, CA	Pittsburg, PA
FINIGAN, Jim ('59), 3B, R-R	33	6/19/29	Oakland, CA	Apple Valley, CA	JACKSON, Lou ('64), OF, L-R	23	9/28/42	Fostoria, OH	Died 5/27/69 (33)
FINLEY, Steve ('89-'90), OF, L-L	30	8/19/28	Quincy, IL	Died 5/16/81 (52)	JACKSON, Reggie ('76), OF, L-L	44	7/26/35	Riverton, LA	Oakland, CA
FIORIE, Mike ('68), 1B, L-L	30	5/12/65	Union City, TN	Paducah, KY	JACKSON, Ron ('84), 3B, R-R	9	5/18/46	Wyncote, PA	Fulton, CA
FISHER, Eddie ('66-'67), RHP	28	10/11/44	Shrewsbury, MA	Malverne, NY	JEFFERSON, Jesse ('73-'75), RHP	11	5/9/53	Birmingham, AL	Midlothian, VA
FISHER, Jack ('59-'62), RHP	48,22	7/16/36	Shrewsbury, MA	Altus, OK	JEFFERSON, Stan ('89-'90), OF, S-R	38	3/3/49	Midlothian, VA	Bronx, NY
FISHER, Tom ('67), RHP	46	3/4/39	Frostburg, MD	Easton, PA	JOHNS, Doug ('98-), LHP	55	12/19/67	New York, NY	Plantation, FL
FLANAGAN, Mike ('75-'77, '91-'92), LHP	46	4/4/42	Cleveland, OH	Indianapolis, IN	JOHNSON, Don ('63-'67), IF, R-R	2	3/4/36	South Bend, IN	St Paul, MN
FLINN, John ('78-'79, '82), RHP	37,7	12/16/51	Manchester, NH	Parkton, MD	JOHNSON, Connie ('56-'58), RHP	5	12/27/22	Omaha, NE	Kansas City, MO
FLOYD, Bobby ('68-'70), IF, R-R	2	9/2/54	Merced, CA	Long Beach, CA	JOHNSON, Darrell ('62), C, R-R	36	8/25/28	Horace, NE	Ord, NE
FOILES, Hank ('61), C, R-R	36	10/20/43	Hawthorne, CA	Port St Lucie, FL	JOHNSON, Dave ('65-'72), 2B, R-R	27,35	10/24/59	Baltimore, MD	Baltimore, MD
FORD, Dan ('82-'85), OF, R-R	1	6/10/29	Richmond, VA	Virginia Beach, VA	JOHNSON, Dave ('89-'91), RHP	49,45	10/4/48	Ablene, TX	Ablene, TX
FORD, Dave ('78-'81), RHP	59,21	9/22/67	Pittsburg, KS	Pittsburg, KS	JOHNSON, David ('74-'75), RHP	19	11/12/26	Portland, OR	Portland, OR
FORNIELES, Mike ('56-'57), RHP	41	5/19/52	Los Angeles, CA	Anaheim, CA	JOHNSON, Don ('55), RHP	46	6/16/24	Portlboro, VT	Atlanta, GA
FOX, Howie ('54), RHP	21	12/29/56	Cleveland, OH	North Olmstead, OH	JOHNSON, Ernie ('58), RHP	39,56	10/3/75	Edmonton, Alberta, CA	Edmonton, Alberta, CA
FRANCONA, Tito ('56-'57), OF-1B, L-L	19,44	1/18/32	Havana, CUBA	Died 2/1/96 (66)	JOHNSON, Mike ('97), RHP	31	6/24/57	Covina, CA	Tuscon, AZ
FRAZIER, Joe ('56), OF, L-R	2	3/1/21	Coburg, PA	Died 10/6/55 (34)	JONES, Doug ('95), RHP	19	10/3/75	Edmonton, Alberta, CA	Died 4/25/94 (64)
FRED, Roger ('70), 1B-OF, R-R	13	1/14/33	Alquippa, PA	New Brighton, PA	JONES, Gordon ('60-'61), RHP	13	6/12/45	Portland, OR	Beaverton, OR
FRIEDLEY, Jim ('54), OF, R-R	17	10/8/22	Liberty, NC	Tulsa, OK	JONES, O'Dell ('86), RHP	19	4/2/30	Tulsa, CA	Athens, GA
FROHWIRTH, Todd ('91-'93), RHP	49	6/2/46	Los Angeles, CA	Died 1/19/96 (49)	JONES, Ricky ('86), IF, R-R	30	6/4/58	Tupelo, MS	Died 11/5/71 (45)
FULLER, Jim ('73-'74), OF, R-R	18	9/28/62	Dayton, OH	Died 1/19/96 (71)	JONES, Sad Sam ('84), RHP	35	12/14/25	Stewartsville, OH	Altalia, AL
FUSSELL, Chris ('98-), RHP	52	11/28/50	Beltsville, MD	Pasadena, TX	JONES, Stacy ('91), RHP	51	5/26/67	Gadsden, AL	Flint, MI
GAINES, Joe ('63-'64), OF, R-R	6	5/19/76	Oregon, OH	Oregon, OH	KAMENIECKI, Scott ('97-), RHP	30	4/19/64	St. Clemens, MI	Swift, AR
GALLAGHER, Dave ('90), OF, R-R	35	11/22/36	Bryan, TX	Oakland, CA	KELL, George ('56-'57), 3B, R-R	3	8/23/22	Swift, AR	Died 11/19/76 (52)
GARCIA, Alfonso Kiko ('76-'80), IF, R-R	3	9/20/60	Trenton, NJ	Bel Air, MD	KELLERT, Frank ('54), 1B, R-R	15,7	7/6/24	Oklahoma City, OK	Timonium, MD
GARCIA, Vinicio Chico ('54), 2B, R-R	1	10/14/53	Martinez, CA	Concord, CA	KELLY, Pat ('77-'80), OF, L-L	18	7/30/44	Philadelphia, PA	Mesa, AZ
GARDNER, Billy ('56-'59), 2B, R-R	9	12/24/42	Veracruz, MEX	Monterrey, MEX	KENNEDY, Bob ('54-'55), 3B, R-R	40,33	8/18/20	Chicago, IL	Escondido, CA
GARLAND, Wayne ('73-'76), RHP	17	7/19/27	Waterford, CT	Waterford, CT	KENNEDY, Terry ('87-'88), C, L-R	15	6/4/56	Euclid, OH	Tarpon Springs, FL
GASTALL, Tom ('55-'56), C, R-R	10	10/26/50	Nashville, TN	Nashville, TN	KERRIGAN, Jack ('78-'80), RHP	32,26	11/10/54	Philadelphia, PA	Bowling Green, KY
GENTILE, Jim ('60-'63), 1B, L-L	4	Died 8/20/56 (24)	Nashville, TN	Died 8/20/56 (24)	KEY, Jimmy ('97-'98), LHP	21	4/22/61	Huntsville, AL	Aruba
GERHART, Ken ('86-'88), OF, R-R	38	6/3/34	San Francisco, CA	Edmond, OK	KILGUS, Paul ('91), LHP	17,41	2/2/62	Bowling Green, KY	Seattle, WA
GILLFORD, Paul ('67), LHP	33	5/19/61	Charleston, SC	Murfreesboro, TN	KINGSLEY, Eugene ('96), OF, S-R	40	8/20/78	Seattle, WA	Detroit, MI
GINSBERG, Myron Joe ('58-'60), C, L-R	22	1/12/45	Bryn Mawr, PA	Malvern, PA	KINNUNEN, Mike ('86-'87), LHP	48	4/1/58	Sierra, AL	Valparaiso, IN
GOMEZ, Leo ('90-'95), IF, R-R	10,11	10/11/26	New York, NY	Punta Gorda, FL	KIRKLAND, Willie ('64), OF, L-R	3	1/5/58	Gary, IN	Valley Crucie, NC
GONZALES, Rene Gonzoz ('87-'90), IF, R-R	88	3/2/67	Canovanas, PR	Canovanas, PR	KITTLE, Ron ('90), 1B-DH, R-R	35	12/9/28	Fox Lake, IL	Cincinnati, OH
GOODMAN, Billy ('57), IF-OF, L-R	10	9/23/62	Austin, TX	Newport Beach, CA	KLAUS, Billy ('59-'60), IF, L-R	56,55	2/3/71	Cincinnati, OH	Albany, GA
GOODWIN, Curtis ('95), OF, L-L	28	3/22/26	Concord, NC	Died 10/1/84 (58)	KLINGENBECK, Scott ('94-'95), RHP	25	12/28/52	Albany, GA	St Petersburg, FL
GRAHAM, Dan ('80-'81), C-3B, L-R	37,41	9/30/72	Oakland, CA	San Leandro, CA	KNIGHT, Ray ('87), 3B, R-R	43	12/9/41	Brunswick, MO	Died 4/9/86 (58)
GRAY, Ted ('55), LHP	25	7/19/54	Ray, AZ	Malmee, OH	KNOX, Dick ('54), OF, L-L	19	2/28/28	Chicago, IL	Lima, OH
GREEN, Gene ('50), OF-C, R-R	36	12/31/24	Detroit, MI	Clarkston, MI	KOMMINS, Brad ('90), OF, R-R	29	4/4/61	Menasha, WI	Died 12/1/75 (55)
GREEN, Lenny ('57-'58, '64), OF, L-L	21,6	Died 5/23/81 (47)	Los Angeles, CA	Detroit, MI	KOSLO, George Dave ('54), LHP	22	9/17/54	Trenton, NJ	Enid, OK
GREEN, Charlie ('97-'98), CA, R-R	34	1/6/33	Detroit, MI	Miami, FL	KRENCHICKI, Wayne ('79-'81), IF, L-R	12,6	6/27/23	Apache, OK	McKeesport, PA
GREENE, Willie ('98), OF, L-R	11	1/23/71	Miami, FL	Haddock, GA	KRYTHOSKI, Dick ('54), 1B, L-L	8	1/19/70	McKeesport, PA	Wyandotte, MI
GRICH, Bob ('70-'76), 2B, R-R	16,3	1/15/49	Millidgeville, GA	Long Beach, CA	KUZAVA, Bob ('54-'55), LHP	15	5/28/23	Wyandotte, MI	Agoura Hills, CA
GRIFIN, Mike ('87), RHP	42	6/26/57	Muskegon, MI	Hawthorne, NJ	LACY, Lee ('85-'87), OF, R-R	27	4/10/48	Longview, TX	Simi Valley, CA
GRIMSLEY, Ross ('74-'77, '82), LHP	39,48	1/7/50	Topeka, KS	Towson, MD	LAKER, Tim ('97-), CA, R-R	37	11/27/69	Encino, CA	Bloomfield Hills, MI
GROSS, Wayne ('84-'85), 3B, L-R	14	1/14/52	Riverside, CA	Danville, CA	LANDRITH, Hobert Hobie ('82-'83), C, L-R	30	3/16/30	Decatur, IL	New York, NY
GUILLIN, Ozzie ('98), INF, L-R	13	10/20/64	Ocumare del Tuy, Venezuela	Caracas, Venezuela	LANDRUM, Terry "Tito" ('83, '88), OF, R-R	39,30	10/25/54	Joplin, MO	Morgan Hill, CA
GULLIVER, Glenn ('82-'83), 3B, L-R	11	10/15/54	Detroit, MI	Allen Park, MI	LAU, Charlie ('61-'63, '64-'67), C, L-R	44	6/3/71	Union City, CA	Died 3/18/84 (50)
GUTIERREZ, Jackie ('86-'87), IF, R-R	11	6/27/60	Cartagena, COL	Miami, FL	LAU, Charlie ('61-'63, '64-'67), C, L-R	44	6/3/71	Union City, CA	McKeesport, PA
GUZMAN, Juan ('98-), RHP	57	10/28/66	Santo Domingo, DR	Miami, FL	LEE, Mark ('95), LHP	52	1/19/70	McKeesport, PA	Poway, CA
HABYAN, John ('85-'88), RHP	54,27	1/29/63	Bay Shore, NY	Bel Air, MD	LEFFERTS, Craig ('92), LHP	31	9/29/57	Munch, W. GER	Baltimore, MD
HADDIX, Harvey ('84-'85), LHP	30	9/18/25	Medway, OH	Died 1/8/94 (68)	LEHEW, Jim ('61-'62), RHP	39,38	8/19/37	Seattle, WA	Sedro Woolley, WA
HAIRSTON, Jerry Jr. ('98-), 2B, R-R	13	5/29/76	Naperville, IL	Died 8/8/84 (56)	LEHMAN, Ken ('57-'58), LHP	14,40	10/4/22	Alton, IL	St Louis, MO
HALE, Bob ('55-'59), 1B, L-L	6,34,20,10	1/17/33	Sarasota, FL	Scotch Plains, NJ	LENHARDT, Don ('54), OF, R-R	38	8/14/64	Mountain View, CA	San Jose, CA
HALL, Dick ('61-'66, '69-'71), RHP	29	3/5/78	St Louis, MO	Died 8/8/84 (56)	LEONARD, Mark ('93) 1B, L-R	40	1/22/42	Arlington, VA	Beverly, MI
HAMMONDS, Jeffrey, ('93-'98), OF, R-R	11	3/1/28	Plainfield, NJ	Barboursville, VA	LEONHARD, Dave ('67-'72), RHP	9,6	11/20/30	Memphis, TN	Memphis, TN
HAMMICK, Bert ('58), OF-PH, L-R	20	4/5/38	Oxford, NE	Baldwin, WI	LEPPERT, Don E. ('55), 2B, L-R	55,38	1/25/66	Muncie, IN	Losantville, IN
HANEY, Larry ('66-'68), C, R-R	34	8/6/43	Morris Chapel, TN	Died 3/9/91 (47)	LEWIS, Richie ('92, '98), RHP	18	3/18/26	Detroit, MI	Died 11/20/97 (71)
HANSEN, Ron ('58-'62), SS, R-R	44	11/13/51	Colorado Springs, CO	Norco, CA	LITTLEFIELD, Dick ('54), LHP	13	5/5/32	Malden, MI	Poplar Bluff, MO
HARLOW, Larry ('75-'77-'79), OF, L-L	51,34,6	9/23/66	Commanck, NY	Sharon, MA	LOCKE, Charlie ('55), RHP	25,34	7/25/26	Lowell, NC	Scottsdale, AZ
HARNISCH, Pete ('88-'90), RHP	42	12/5/64	Sebring, FL	Okeechobee, FL	LOCKMAN, Carroll "Whitey" ('59), 1B, L-R	25,34	7/25/26	Lowell, NC	Scottsdale, AZ
HARPER, Tommy ('76), DH, R-R	12								
HARRIS, Gene ('95), RHP	29								

LOES, Billy ('56-'59), RHP	38,18	12/13/29	Engl Isld City, NY	Astoria, NY	PACELLA, John ('84), RHP	41	9/15/56	Brooklyn, NY	Westerville, OH
LOPAT, Eddie ('55), LHP	15	6/21/18	New York, NY	Died 5/15/92 (73)	PAGAN, Dave ('76), RHP	30	9/15/49	Nipawin, SASK	Nipawin, Sask, CAN
LOPEZ, Carlos ('76), OF, R-R	9	9/27/50	Mazatlan, MEX	Mexico City, MEX	PAGLIARULO, Mike ('93), 3B, L-R	13	3/15/80	Medford, MA	Winchester, MA
LOPEZ, Marcelino ('67, '69-'70), LHP	29,32	9/23/43	Havana, CUBA	Miami, FL	PALICA, Erv ('55-'56), RHP	16	2/1/28	Lomita, CA	Died 5/29/82 (54)
LOWENSTEIN, John ('79-'85), OF, L-R	38	1/17/47	Wolf Point, MT	Las Vegas, NV	PALMER, Jim ('65-'67, '69-'84), RHP	22	10/15/45	New York, NY	Brooklandville, MD
LUEBBER, Steve ('81), RHP	36	7/9/49	Clinton, MO	Carl Junction, MO	PALMEIRO, Rafael ('94-'98), 1B, L-L	25	9/24/64	Havana, Cuba	Arlington, TX
LUEBEK, Dick ('62), LHP	26	4/8/35	Chicago, IL	Died 12/4/74 (39)	PAPA, John ('61-'62), RHP	39	12/5/40	Bridgeport, CT	Huntington, CT
LYNN, Fred ('85-'88), OF, L-L	19	2/3/52	Chicago, IL	LaCosta, CA	PAPPAS, Milt ('57-'65), RHP	23,32	5/11/39	Detroit, MI	Beecher, IL
MABE, Bobbie ('60), RHP	30	10/18/29	Danville, VA	Danville, VA	PARDON, Al ('85-'86), C, S-R	26,14	9/8/62	Oviedo, SPAIN	Lutz, FL
MADDOX, Elliott ('77), OF-3B, R-R	21	12/21/47	E. Orange, NJ	Guttenberg, NJ	PARENT, Mark ('92-'93, '96), C, R-R	6,27,24	9/16/61	Ashland, OR	San Diego, CA
MAJESKI, Hank ('55), 3B, R-R	5	12/13/16	Staten Island, NY	Died 8/9/91 (74)	PARIS, Kelly ('85-'86), IF, S-R	21,30	9/8/62	Encino, CA	Westlake Village, CA
MANTO, Jeff ('95), IF, R-R	12	8/23/64	Bristol, PA	Langhorne, PA	PARROTT, Mike ('77), RHP	32	12/1/54	Oxnard, CA	Lyons, CO
MARQUIS, Roger ('55), OF, L-L	24	4/5/37	Holyoke, MA	Holyoke, MA	PATTON, Tom ('57), C, R-R	10	9/1/53	Honey Brook, PA	Honey Brook, PA
MARSH, Fred ('55-'56), IF, R-R	2	1/5/24	Valley Falls, KS	Corry, PA	PEARSON, Abbie ('59-'60), OF, L-L	21	9/12/34	Alhambra, CA	LaQuinta, CA
MARSHALL, Jim ('58), 1B, L-L	44	5/25/32	Danville, IL	Scottsdale, AZ	PENA, Orlando ('71, '73), RHP	27	11/17/33	Victoria de las Tunas	Miami, FL
MARTIN, Morrie ('56), LHP	19	9/23/22	Dixon, MO	Washington, MO				CUBA	
MARTINEZ, Dennis ('76-'86), RHP	30,61	5/14/55	Granada, NIC	Miami, FL	PENNINGTON, Brad ('93-'95), LHP	29,47	4/14/89	Salem, IN	Salem, IN
MARTINEZ, Felix Tippy ('76-'86), LHP	36,23	5/31/50	LaJunta, CO	Towson, MD	PERAZA, Oswald ('88), RHP	23	10/19/62	Puerto Cabello, VEN	Puerto Cabello, VEN
MARTINEZ, Chito ('91-'93), OF, L-L	14	12/19/65	Belize City, BELIZE	Melaine, LA	PETERSON, Carl Buddy ('57), IF, R-R	8	4/23/25	Portland, OR	Sacramento, CA
			Central America		PHILLIPS, Dave ('56-'58, '60-'61), OF-1B, S-R	4,22	5/16/20	Park, TX	Paris, TX
MATCHICK, Tom ('72), 3B, L-R	32	9/7/43	Hazlet, PA	Maunee, OH	PHOBUS, Tom ('66-'70), RHP	6	4/7/42	Baltimore, MD	Stuart, FL
MATHEWS, Terry ('96-'98), RHP	51	10/5/64	Alexandria, LA	Alexandria, LA	PICKERING, Calvin ('98-), 1B, L-L	3	9/29/76	Whiting, IN	Temple Terrace, FL
MAXWELL, Charlie ('55), OF, L-L	34	4/8/27	Lawton, MI	Paw Paw, MI	PILLETTE, Duane ('54-'55), RHP	2	7/13/30	Detroit, MI	Schererville, IN
MAY, Dave ('75-'80), 1B, R-R	12	12/23/43	New Castle, DE	New Castle, DE	PINELLA, Lou ('84), OF, R-R	24	8/28/43	Tampa, FL	San Jose, CA
MAY, Lee ('75-'80), 1B, R-R	43	7/18/44	Coffeyville, KS	Cincinnati, OH	PIONIA, Luis ('96), OF, L-L	29	12/10/64	Santiago City, DR	Allendale, NJ
MAY, Rudy ('76-'77), LHP	40	9/29/38	Passadena, CA	North Fork, CA	PONSON, Sydney ('98-), RHP	43	11/27/76	Noord, Aruba	Santiago City, DR
McCORMICK, Mike ('63-'64), LHP	19	11/24/67	Baton Rouge, LA	Cupertino, CA	PONSON, Jim ('91-'94), LHP	45	4/28/66	Rochester, NY	Noord, Aruba
McDONALD, Ben ('69-'95), RHP	25	5/17/27	Grants Pass, OR	Denham Springs, LA	POPE, Dave ('55-'56), OF, L-R	3	6/17/25	Talladega, AL	Elliot City, MD
McDONALD, Jim ('55), RHP	39,16	11/21/60	Cincinnati, OH	Downey, CA	PORTOCARRERO, Arnie ('58-'60), RHP	17,24	8/17/41	New York, NY	Cleveland, OH
McGEHEE, Kevin ('93), RHP	48	11/19/69	Alexandria, LA	Pineville, LA	POWELL, John Boog ('61-'74), 1B, L-R	26,16,30	8/17/41	Lakeland, FL	Died 7/21/86 (55)
McGREGOR, Scott ('76-'88), LHP	34,2	11/18/54	Inglewood, CA	Towson, MD	POWERS, John ('60), OF, L-R	20	7/8/29	Birmingham, AL	Key West, FL
McGUIRE, Mickey ('62, '67), IF, R-R	13	21/8/63	Dayton, OH	Dayton, OH	POWIS, Carl ('57), OF, R-R	42	11/1/28	Philadelphia, PA	Birmingham, AL
McKNIGHT, Jeff ('90-'91), IF-OF, S-R	2	10/4/64	San Diego, CA	Bee Branch, AR	PRICE, Joe ('90), LHP	8	11/29/56	Inglewood, CA	Crosby, TX
McLEMORE, Mark ('92-'94), IF, S-R	19	10/31/42	Billings, MT	Gilbert, AZ	PURBURN, Jim ('55-'57), OF, R-R	27,15	4/11/38	Fairfield, AL	Poway, CA
McNALLY, Dave ('62-'74), LHP	15	1/21/23	Astoria, NY	Quincy, MA			11/1/32		Jasper, AL
MELE, Sam ('54), OF, R-R	35,43	12/25/64	Rio Piedras, PR	Juana Diaz, PR	QUIRK, Art ('62), LHP	15	10/22/54	Providence, RI	Glastonbury, CT
MELNEDZ, Francisco ('89), 1B, L-L	2	10/28/61	Palo Alto, CA	Germantown, TN	QUIRK, Jamie ('89), C, L-R	42,36	5/1/57	Whittier, CA	Overland Park, KS
MELVIN, Bob ('89-'91), C, R-R	11	2/20/68	SP de Macoris, DR	SP de Macoris, DR	RAMIREZ, Allan ('83), RHP	9,6	5/1/57	Victoria, TX	Victoria, TX
MERCEDES, Luis ('91-'93), OF, R-R	38,21	2/1/68	Dublin, OH	Dublin, OH	RAYFORD, Floyd ('80, '82, '84-'87), 3B-C, R-R	36	12/7/57	Dayton, OH	Columbia, MD
MESA, Jose ('87, '90-'92), RHP	51	5/22/66	Pueblo Viejo, DR	Rochester, NY	REBOULET, Jeff ('97-), INF, R-R	9	4/30/64	Meytholn, OH	Kettering, OH
MESA, Jose ('87, '90-'92), RHP	16,6	9/11/26	Burlington, NJ	Huntingdon Valley, PA	REINBAK, Mike ('74), OF, L-R	14	8/6/49	San Diego, CA	Died 5/20/89 (39)
MICKIS, Eddie ('57-'58), IF, R-R	52,18	2/28/68	Trenton, NJ	Lake Havasu City, AZ	RETTENMUND, Merv ('88-'73), OF, R-R	34	6/6/43	Flint, MI	Poway, CA
MILCHAK, Bob ('88-'92), RHP	21	7/26/26	Knoxville, TN	Vero Beach, FL	REYNOLDS, Bob ('72-'75), RHP	25	1/21/47	Seattle, WA	Beverly Hills, CA
MILCHAK, Mike ('96), LHP	13	5/29/46	Minersville, PA	Hatboro, PA	REYNOLDS, Harold ('93), 2B, S-R	53	11/26/64	Eugene, OR	Corvallis, OR
MILLER, Bill ('55), LHP	37	5/30/41	Baltimore, MD	Sarasota, FL	RHODES, Arthur ('91-), LHP	35	10/24/69	Waco, TX	Waco, TX
MILLER, Dyer ('75-'77), RHP	17,35	3/18/53	Oxnard, CA	Baltimore, MD	RICE, Del ('60), C, R-R	24	10/27/22	Portsmouth, OH	Died 1/26/83 (60)
MILLER, John ('62-'63, '65-'67), RHP	35	11/26/27	Northampton, MA	La Jolla, CA	RICHART, Pete ('67-'71), LHP	43	10/29/39	Floral Park, NY	Palm Springs, CA
MILLER, Randy ('77), RHP	37	11/27/61	San Diego, CA	Cameron Park, CA	RINEER, Jeff ('79), LHP	3,7	7/3/55	Lancaster, PA	Nottingham, PA
MILLER, Stu ('63-'67), RHP	39	10/18/66	Lakeland, FL	Virginia Beach, VA	RIPKEN, Bill ('82-'92, '96), 2B, R-R	8	12/16/64	Havre de Grace, MD	Fallston, MD
MILLIGAN, Randy ('89-'92), 1B, R-R	75	10/15/74	Canton, OH	Lakeland, FL	RIPKEN, Cal Jr ('81-), SS, R-R	38	8/24/60	Havre de Grace, MD	Reisterstown, MD
MILLS, Alan ('92-'98), RHP	10	3/20/54	Belleville, NJ	Edmond, OK	ROBERTS, Robin ('62-'65), RHP	53,21,6	9/30/26	Springfield, IL	Temple Terrace, FL
MINOR, Ray ('98-), 3B, R-R	39	5/24/26	Velasco, CUBA	Banneton Manor, NJ	ROBINSON, Brooks ('55-'77), 3B, R-R	37	5/18/37	Little Rock, AR	Baltimore, MD & So. California
MIRABELLA, Paul ('83), LHP	24	8/11/65	Dickson, TN	Died 9/7/96 (70)	ROBINSON, Earl ('91, '92, '94), OF, R-R	14,34	11/3/36	New Orleans, LA	Oakland, CA
MIRANDA, Willy ('55-'59), SS, S-R	36	8/19/49	Worcester, MA	Nashville, TN	ROBINSON, Eddie ('57), 1B, L-R	37	12/15/20	Paris, TX	Fi Worth, TX
MITCHELL, John ('90), RHP	32,40	10/13/38	Cincinnati, OH	Berlin, MA	ROBINSON, Frank ('66-'71), OF, R-R	20	8/13/35	Beaumont, TX	Bel Air, CA
MITCHELL, Paul ('75), RHP	9	5/21/50	Newark, NJ	Cincinnati, OH	ROBINSON, Jeff M. ('91), RHP	34	12/4/61	Ventura, CA	San Diego, CA
MOELLER, Ron ('56, '58), LHP	52,27	6/11/26	Meadows, MD	Del Ray Beach, FL	ROBLES, Sergio ('72-'73), C, R-R	30,10,51	4/16/46	Magdalena, MEX	Los Mochis, MEX
MOLINARO, Bob ('79), OF, L-R	34	12/30/44	Rio Bravo, MEX	Died 3/29/95 (68)	RODRIGUEZ, Aurelio ('83), 3B, R-R	6	12/28/47	Cananea, MEX	PR San Pedro de Macoris, PR
MOORE, Ray ('55-'57), RHP	12	10/8/69	Frederiksted, VI	Orlando, FL	RODRIGUEZ, Nereo ('96-'98), RHP	39	3/23/73	New York, NY	Carolina, PR
MORA, Andres ('76-'78), OF, R-R	6,15	5/25/55	Saltillo, Coahuila, MEX	Dallas, TX	RODRIGUEZ, Vic ('84), 2B, R-R	2	7/14/61	Covina, CA	Nevada City, CA
MORALES, Jose ('81-'82), C-PH, R-R	21	12/30/44	Frederiksted, VI	Ogden, UT	ROENICK, Gary ('78-'85), OF, R-R	35	12/5/54	Brooklyn, NY	Died 1/23/95 (71)
MORELAND, Keith ('89), DH, R-R	12	10/8/69	Tulare, CA	Brooklyn, NY	ROGOVIN, Saul ('55), RHP	27	10/10/23	Santo Domingo, DR	Miami, FL
MORGAN, Mike ('88), RHP	37	8/23/65	Brooklyn, NY	Brooklyn, NY	ROSARIO, Melvin ('97-), CA, S-R	50	5/5/75	Riverhead, NY	Orlando, FL
MORGIELLO, Dan ('83), LHP	21	8/23/61	Leeds, DE	Longwood, FL	ROWDON, Wade ('88), 3B, R-R	17,35	12/31/33	Ferndale, IL	Norcross, GA
MORRIS, John ('68), LHP	30	5/14/25	Tulsa, OK	Westfield, MA	ROWE, Ken ('84-'85), RHP	59	4/11/54	Clarksville, VA	Washington, DC
MOSS, Les ('54-'55), C, R-R	12	5/13/69	Lafayette, LA	Granger, IL	ROYSTER, Willie ('81), C, R-R	23	10/19/38	Shiner, TX	Fresno, CA
MOUTON, Kyle ('98), OF, R-R	32	11/18/62	Sellersville, PA	Cockeysville, MD	ROZNOVSKY, Vic ('66-'67), C, L-R	12	12/29/46	Rockford, IL	Mesa, AZ
MOYER, Jamie ('93-'95), LHP	51,43	9/24/40	Darnell, LA	Carrollton, TX	RUDOLPH, Ken ('77), C, R-R	17	1/19/62	Detroit, MI	Sarasota, FL
MOTTON, Curt ('67-'71, '73-'74), OF, R-R	32	3/3/68	Rio Piedras, PR	Los Angeles, CA	SABO, Chris ('94), IF-OF, R-R	57	6/22/71	Pittsburgh, PA	Bethel Park, PA
MUNOZ, Bobby ('88), RHP	16,19,14	8/14/47	Spring Hope, NC	Van Nuys, CA	SACKINSKY, Brian ('96-), RHP	12	6/8/54	Honolulu, HI	Merced, CA
MURRAY, Eddie ('77-'88, '96), 1B, S-R	42,35	12/8/68	Montoursville, PA	Memphis, TN	SAKATA, Lenn ('80-'85), IF, R-R	30	9/7/56	Coton, PANAMA	Panama City, PANAMA
MURRAY, Ray ('54), C, R-R	28	9/19/62	Vancouver, WA	Clearwater, FL	SALMON, Rutford Chico ('69-'72), IF, R-R	41	6/24/41	Canovanas, PR	Canovanas, PR
MUSER, Tony ('75-'77), 1B, L-L	35	11/16/40	Philadelphia, PA	Dallas, TX	SANCHEZ, Orlando ('84), C, L-R	33,12	4/11/66	Stamford, CT	Stamford, CT
MUSSINA, Mike ('91-), RHP	37	8/7/36	Dallas, TX	Dallas, TX	SAVERNE, Bob ('59, '62-64), IF-OF, S-R	41	4/11/66	Anaheim, CA	Anaheim, CA
MYSERS, Jimmy ('96), RHP	35	6/7/44	Altadena, CA	Shawnee, KS	SCHALLON, Art ('55), LHP	20	4/25/24	Mill Valley, CA	Novato, CA
MYERS, Randy ('96-'97), LHP	26	10/14/62	Los Angeles, CA	Modesto, CA	SCHERRER, Bill ('89), LHP	37	1/20/58	Tonawanda, NY	Tampa, FL
NARUM, Leslie Buster ('83), RHP	33	8/29/39	St Louis, MO	Schaumburg, IL	SCHILLING, Curt ('88-'90), RHP	43	11/14/66	Anchorage, AK	Phoenix, AZ
NELSON, Bob ('55-'57), OF	49	8/13/59	St Louis Park, MN	Beverly Hills, CA	SCHMIDT, Dave ('87-'89), RHP	24	4/22/57	Niles, MI	Agoura, CA
NELSON, Roger ('68), RHP	52,21	1/26/27	Cincinnati, OH	Died 3/10/85 (58)	SCHMIDT, Johnny ('56), LHP	40	11/27/20	Wausau, WI	Wausau, WI
NICHOLS, Carl ('86-'88), C, R-R	24	12/31/61	Evergreen, NC	Evergreen, NC	SCHNEIDER, Jeff ('81), LHP	57	12/6/52	Bremerton, WA	Genesee, IL
NICHOLSON, Dave ('60, '62), OF, R-R	17	10/31/63	San Diego, CA	St Louis, MO	SCHU, Rick ('88-'89), 3B, R-R	25,13	1/26/62	Philadelphia, PA	Carmichael, CA
NIEDENFUEER, Tom ('87-'88), RHP	52,21	5/12/51	St Louis, MO	Aston, PA	SCOTT, Ralph Mickey ('72-'73), LHP	16	7/25/47	Weimar, WGER	Binghamton, NY
NIEBMAN, Bob ('56-'58), OF, R-R	24	10/31/63	San Diego, CA	Baltimore, MD	SEGRIST, Kai ('55), IF, R-R	8,4	4/14/31	Greenville, TX	Lubbock, TX
NIXON, Donell ('90), OF, R-R	37	5/12/51	St Louis, MO	Baltimore, MD	SEGUI, David ('90-'93), 1B-OF, S-L	21	7/19/66	Kansas City, KS	Kansas City, KS
NOKES, Matt ('95), C, L-R	43,8	7/7/49	Baltimore, MD	Pontiac, MI	SEVERINSEN, AJ ('69), RHP	18,19	11/19/44	Brooklyn, NY	Baldwin, NY
NOLAN, Joe ('82-'85), C, L-R	2,28	11/24/39	Breckenridge, MI	Colonial Heights, VA	SHEETS, Larry ('84-'89), OF-DH, L-R	37	12/6/59	Staunton, VA	Lexington, KY
NOLES, Dickie ('88), RHP	12	1/21/46	Sylva, NC	Changulnola, PANAMA	SHELBY, John ('81-'87), OF, S-R	27,45	1/21/68	Wabash, IN	Wabash, IN
NORTHBROOK, Tim ('74-'76), IF, R-R	42	12/37/70	Bocas del Tor, PANAMA	Yucca Valley, CA	SHEPHERD, Keith ('96), RHP	40	8/14/64	Baltimore, MD	Towson, MD
NORTHUP, Jim ('74-'75), OF, L-R	21	2/10/33	Whitliffe, SC	Newberry, SC	SHETRONE, Barry ('59-'62), OF, L-R	28	9/14/64	Fairfax, VA	Devon, PA
OATES, Johnny ('70, '72), C, L-R	46	5/26/69	Wilmington, DE	Elkton, MD	SHIELDS, Tommy ('92), IF, L-R	30,24	2/21/45	Bristol, CT	Miami, FL
OBANDO, Sherman ('93-'95), OF, R-R	28	10/7/39	Kansas City, MO	Naubinway, MI	SHOPAY, Tom ('71-'72, '75-'77), OF, L-R	4	11/27/37	Kingston, NY	Sarasota, FL
O'CONNOR, Jack ('87), LHP	47	3/12/31	Coffeyville, KS	Linda, CA	SHORT, Billy ('62, '66), LHP	42	7/26/33	St Louis, MO	Naples, FL
O'DELL, Billy ('54, '56-'59), LHP	33	2/28/43	Shreveport, LA	Reisterstown, MD	SIEBERN, Norm ('64-'65), 1B, L-R	29	6/27/63	Washington, DC	San Diego, CA
O'DONOGHUE, John Jr. ('93), LHP	17	12/25/60	Orange, NJ	Montoursville, PA	SIMMONS, Nelson ('87), OF, S-R	39	6/10/47	New York, NY	Lutherville, MD
O'DONOGHUE, John ('88), LHP	46,56	5/30/68	LaJunta CO	Bonyton Beach, FL	SINGLETON, Ken ('75-'84), OF, S-R	18	9/26/57	Renton, WA	Tacoma, WA
OERTEL, Chuck ('58), OF, L-R	47	4/21/57	Santa Barbara, CA	Cokeysville, MD	SISK, Doug ('88), RHP	9	6/12/51	Santa Monica, CA	Norco, CA
OLIVER, Bob ('74), OF-1B, R-R	10,56	5/31/62	Glen Ridge, NJ	Vega Baja, PR	SKAGGS, Dave ('77-'80), C, R-R	8	9/8/26	St Louis, MO	Towson, MD
OLSON, Gregg ('88-'93), RHP	6	4/19/73	Vega Baja, PR		SLEATER, Lou ('58), LHP	16	2/14/53	Hodge, LA	Chicago, IL
OMALLEY, Tom ('85-'86), 3B, L-R	52				SMITH, Al ('63), OF, R-R	24	11/8/63	Tallahassee, FL	Austin, TX
OQUIST, Mike ('93-'95), RHP					SMITH, Billy ('77-'79), 2B, S-R	22	12/7/30	West Frankfort, IL	Fairburn, GA
OROSCO, Jesse ('95-), LHP					SMITH, Dwight ('94), OF, L-R	47	12/4/57	Jamestown, LA	Houston, TX
ORSINO, John ('63-'65), C, R-R					SMITH, Hal ('55-'56), C, R-R				Caster, LA
ORSULAK, Joe ('88-'92), OF, L-L					SMITH, Lee ('94), RHP				
OTANEZ, Willis ('98-), 3B, R-R									



# ORIOLES STANDINGS, 1954-1998

SMITH, Lonnie ('93), OF, R-R	39	12/22/55	Chicago, IL	Atlanta, GA
SMITH, Mark ('94-'96), OF, R-R	34.61	5/7/70	Pasadena, CA	Arcadia, CA
SMITH, Texas Mike ('89-'90), RHP	41	10/31/83	San Antonio, TX	San Antonio, TX
SMITH, Nate ('82), C, R-R	27	4/28/35	Chicago, IL	Houston, TX
SMITH, Pete ('98), RHP	26.56	2/22/78	Weymouth, MA	Smyrna, GA
SMITH, Roy ('91), RHP	43	9/6/61	Mt. Vernon, NY	Mt. Vernon, NY
SNELL, Nate ('84-'86), RHP	36	9/2/52	Orangeburg, SC	Vance, SC
SNYDER, Russ ('61-'67), OF, L-R	9	6/22/34	Oak, NE	Nelson, NE
STANHOUSE, Don ('78-'79, '82), RHP	26	2/12/51	DuQuoin, IL	Dallas, TX
STANICEK, Pete ('87-'88), IF-OF, S-R	12.17	4/18/63	Harvey, IL	Park Forest, IL
STARRETTE, Herm ('63-'65), RHP	24	11/20/58	Statesville, NC	Statesville, NC
STEFERO, John ('83, '86), C, L-R	9.21	9/22/59	Sumter, SC	Pasadena, MD
STEPHENS, Gene ('60-'61), OF, L-R	8	1/20/33	Gravette, AR	Oklahoma City, OK
STEPHENS, Vern ('54-'55), 3B, R-R	4	10/23/20	McAlister, NM	Died 11/3/68 (48)
STEPHENSON, Earl ('77-'78), LHP	52	7/31/47	Benson, NC	Tampa, FL
STEPHENSON, Garrett ('96), RHP	52	12/7/72	Takoma Park, MD	Kimberly, ID
STEWART, Sammy ('75-'85), RHP	53	10/28/54	Asheville, NC	Swannanoa, NC
STILLMAN, Royle ('75-'76), 1B-DH, L-L	15	1/2/51	Santa Monica, CA	Westminster, CA
STOCK, Wes ('59-'64), RHP	27.18	4/10/34	Longview, WA	Tacoma, WA
STODDARD, Tim ('78-'83), RHP	49	1/24/53	East Chicago, IN	Barrington, IL
STONE, Dean ('63), LHP	22	9/1/30	Moline, IL	Silvis, IL
STONE, Jeff ('88), OF, L-R	1	12/26/60	Kennett, MO	Lindenwood, NJ
STONE, Steve ('79-'81), RHP	21.32	7/14/47	Euclid, OH	Scottsdale, AZ
STUART, Martin ('54), RHP	26	8/8/18	Paragould, AR	6/9/94 (75)
SUNDIN, Gordon ('56), RHP	24.27	10/10/37	Minneapolis, MN	Estero, FL
SURHOFF, B.J. ('96-), IF-OF, L-R	17	8/4/64	Bronx, NY	Franklin, WI
SUTCLIFFE, Rick ('92-'93), RHP	40	6/21/56	Independence, MO	Lee's Summit, MO
SWAGGERTY, Bill ('83-'86), RHP	32	12/5/56	Sanford, FL	Westminster, MD
TACKETT, Jeff ('91-'94), C, R-R	41	12/1/65	Fresno, CA	Cockeysville, MD
TARASCO, Tony ('96-), OF, L-R	1.3, 43	12/9/70	New York, NY	Santa Monica, CA
TASBY, Willie ('58-'60), OF, R-R	44	1/8/33	Shreveport, LA	Plant City, FL
TAVAREZ, Jesus ('98), OF, S-R	32	3/26/71	Santo Domingo, PR	Santo Domingo, PR
TAYLOR, Don ('90), RHP	46	8/11/58	Abington, PA	Bensalem, PA
TAYLOR, Joe ('58-'59), OF, L-L	27	3/2/26	Alhambra, CA	Pittsburgh, PA
TELFORD, Anthony ('90-'93), RHP	21	3/6/66	San Jose, CA	San Jose, CA
TEMPLE, Johnny ('62), 2B, R-R	2	8/8/28	Lexington, NC	Died 1/9/94 (66)
TETTELTON, Mickey ('88-'90), C, S-R	14	9/16/60	Oklahoma City, OK	Scottsdale, AZ
THOMAS, Valmy ('60), C, R-R	41	10/21/28	Santurce, PR	Santurce, PR
THOMSON, Bobby ('60), OF, R-R	35	10/25/23	Glasgow, SCOTLAND	Watchung, NJ
THURNEBERRY, Marv ('61-'62), 1B, L-L	8	9/2/33	Collierville, TN	Died 1/23/94 (80)
THURMOND, Mark ('88-'89), LHP	21	9/12/56	Houston, TX	Katy, TX
TIBBS, J. ('88-'90), RHP	53.50	1/4/62	Birmingham, AL	Trussville, AL
TORREZ, Mike ('75), RHP	24	8/28/46	Topeka, KS	White Plains, NY
TRABER, Jim ('84, '85, '86-'89), 1B, L-L	11	12/26/61	Columbus, OH	Tulsa, OK
TRIANDOS, Gus ('55-'62), C, R-R	28	7/30/30	San Francisco, CA	San Jose, CA
TROUT, Paul Dizzy ('57), RHP	24	6/29/15	Sandout, IN	Died 2/28/72 (56)
TURLEY, Bob ('54), RHP	33	9/19/30	Troy, IL	Marco Island, FL
TURNER, Shane ('91), IF, L-R	28	1/8/63	Los Angeles, CA	Chino Hills, CA
UNDERWOOD, Tom ('84), LHP	42	12/22/53	Kokomo, IN	Lauderhill, FL
VALENTINE, Fred ('59, '63, '68), S-R	27	1/19/35	Clarksdale, MS	Washington, DC
VALENZUELA, Fernando ('93), LHP	34	11/1/60	Navajoa, Sonora MEXICO	Los Angeles, CA
VAN GORDER, Dave ('87), C, R-R	49.14	3/27/57	Los Angeles, CA	Tucson, AZ
VAN SLYKE, Andy ('95), OF	18	12/21/60	Utica, NY	Chesterfield, MO
VINEYARD, Dave ('64), RHP	20	2/25/41	Clay, WV	Left Hand, WV
VIRGIL, Ozzie ('62), 3B, R-R	34	5/17/33	Montecristi, PR	Glendale, AZ
VOIGT, Jack ('92-'95), OF, R-R	28	5/17/66	Sarasota, FL	Venice, FL
WAITKUS, Eddie ('54-'55), 1B, L-L	3.9	9/4/19	Cambridge, MA	Died 9/15/72 (53)
WALKER, Greg ('90), 1B, L-R	35	10/6/59	Douglas, GA	Douglas, GA
WALKER, Jerry ('57-'60), RHP	41.38	2/12/39	Ada, OK	Ada, OK
WALTON, Jerome ('97), OF, R-R	1.37	7/8/65	Coweta County, GA	Fairburn, GA
WARD, Pete ('62), OF, L-R	28	7/28/39	Montreal, QUE	Lake Oswego, OR
WARWICK, Carl ('65), OF, R-L	23	2/27/07	Dallas, TX	Houston, TX
WASHINGTON, Ron ('87), IF, R-R	37	4/29/52	New Orleans, LA	New Orleans, LA
WATT, Eddie ('66-'73), RHP	39	4/4/42	Lamonia, IA	North Bend, NE
WEBSTER, Lenny ('97-), CA, R-R	42	2/10/65	Charlotte, NC	Fayetteville, GA
WELCH, Don ('82-'83), RHP	51	2/3/57	Atlanta, TX	Largo Vista, TX
WELLS, David ('96), LHP	36	5/20/83	Torrance, CA	Palm Harbor, FL
WERLEY, George ('56), RHP	15	9/8/38	St Louis, MO	St. Louis, MO
WERTZ, Vic ('54), 1B-OF, L-R	20	2/9/25	York, PA	Died 7/7/83 (58)
WESTLAKE, Wally ('55), OF, R-R	14	11/18/20	Gridley, CA	Sacramento, CA
WESTON, Michael Mickey ('85-'90), RHP	34	3/26/61	Flint, MI	Marysville, MI
WHITT, Ernie ('91), C, L-R	11.28	6/13/52	Detroit, MI	Mt. Clemens, MI
WIGGINS, Alan ('85-'87), 2B, S-R	2	2/17/58	Los Angeles, CA	Died 1/6/91 (32)
WIGHT, Bill ('55-'57), LHP	17	4/12/22	Rio Vista, CA	Carmichael, CA
WILHELM, Hoyt ('58-'62), RHP	15	7/26/23	Huntersville, NC	Sarasota, FL
WILLIAMS, Brian ('97), RHP	55	2/15/69	Fort Lawn, SC	Sugar Land, TX
WILLIAMS, Dallas ('81), OF, L-L	39	2/28/58	Brooklyn, NY	Indianapolis, IN
WILLIAMS, Dick ('56-'57, '58, '61-'62), OF-IF, R-R	23	5/7/28	St Louis, MO	Las Vegas, NV
WILLIAMS, Earl ('73-'74), C-1B, R-R	32	7/14/48	Newark, NJ	Montclair, NJ
WILLIAMSON, Mark ('87-'93), RHP	32	7/21/59	Corpus Christi, TX	Timonium, MD
WILSON, Jim ('55-'56), RHP	36	2/20/22	San Diego, CA	Died 9/2/86 (64)
WOODLING, Gene ('55, '58-'60), OF, L-R	14	8/16/22	Akron, OH	Medina, OH
WORTHINGTON, Craig ('88-'91), 3B, R-R	3.25	4/17/65	Los Angeles, CA	Fullerton, CA
YAN, Esteban ('96-'97), RHP	43	6/22/74	Campina Del Seibo, DR	San Pedro De Macoris, DR
YOUNG, Bobby ('54-'55), 2B, L-R	5	1/22/25	Granite, MD	Died 1/28/85 (60)
YOUNG, Mike ('82-'87), OF, S-R	43	3/20/60	Oakland, CA	Rancho Murieta, CA
ZAUN, Gregg ('95-'96), C, S-R	47.24	4/14/71	Glendale, CA	Glendale, CA
ZIELE, Todd ('96), 3B, R-R	14	9/9/65	Van Nuys, CA	Newhall, CA
ZUPO, Frank 'Noodles' ('57-'58, '61), C, L-R	42	8/29/39	San Francisco, CA	Burlingame, CA
ZUVERINK, George ('55-'59), RHP	35	8/20/24	Holland, MI	Tempe, AZ

YEAR	WON	LOST	PCT	GB/GA	PLACE	MANAGER(S)
1998	79	83	.488	35	4th	Ray Miller
1997	98	64	.605	(2)	1st	Davey Johnson
1996	88	74	.543	4	2nd	Davey Johnson
1995	71	73	.493	15	3rd	Phil Regan
1994	63	49	.563	6 1/2	**2nd	Johnny Oates
1993	85	77	.525	10	T-3rd	Johnny Oates
1992	89	73	.549	7	3rd	Johnny Oates
1991	67	95	.414	24	6th	Frank Robinson/Johnny Oates (5)
1990	76	85	.472	11-1/2	5th	Frank Robinson
1989	87	75	.537	2	2nd	Frank Robinson
1988	54	107	.335	34-1/2	7th	Ripken Sr/Frank Robinson (4)
1987	67	95	.414	31	6th	Cal Ripken Sr
1986	73	89	.451	22-1/2	7th	Earl Weaver
1985	83	78	.516	16	4th	Altobelli/Ripken /Earl Weaver (3)
1984	85	77	.525	19	5th	Joe Altobelli
1983	98	64	.605	(6)	1st	Joe Altobelli
1982	94	68	.580	1	2nd	Earl Weaver
1981	59	46	.562	1	*2nd	Earl Weaver
1980	100	62	.617	3	2nd	Earl Weaver
1979	102	57	.642	(8)	1st	Earl Weaver
1978	90	71	.559	9	4th	Earl Weaver
1977	97	64	.602	2	2nd	Earl Weaver
1976	88	74	.543	10-1/2	2nd	Earl Weaver
1975	90	69	.566	4-1/2	2nd	Earl Weaver
1974	91	71	.562	(2)	1st	Earl Weaver
1973	97	65	.599	(8)	1st	Earl Weaver
1972	80	74	.519	8	3rd	Earl Weaver
1971	101	57	.639	(12)	1st	Earl Weaver
1970	108	54	.667	(15)	1st	Earl Weaver
1969	109	53	.673	(19)	1st	Earl Weaver
1968	91	71	.562	12	2nd	Hank Bauer/Earl Weaver (2)
1967	76	85	.472	15-1/2	T-6th	Hank Bauer
1966	97	63	.606	(9)	1st	Hank Bauer
1965	94	68	.580	8	3rd	Hank Bauer
1964	97	65	.599	2	3rd	Hank Bauer
1963	86	76	.531	18-1/2	4th	Billy Hitchcock
1962	77	85	.475	19	7th	Billy Hitchcock
1961	95	67	.586	14	3rd	Paul Richards/Luman Harris (1)
1960	89	65	.578	8	2nd	Paul Richards
1959	74	80	.481	20	6th	Paul Richards
1958	74	79	.484	17-1/2	6th	Paul Richards
1957	76	76	.500	21	5th	Paul Richards
1956	69	85	.448	28	6th	Paul Richards
1955	57	97	.370	39	7th	Paul Richards
1954	54	100	.351	57	7th	Jimmy Dykes
Totals	3,775	3,305	.533			

\* —First Half: 31-23, .574, 2 GB. —Second Half: 28-23, .549, 2 GB  
 \*\*—Strike on August 12, 1994 caused suspension of the rest of the season (no post-season play)  
 \*\*\*—Qualified for post-season as American League Wild Card  
 T-Tie in standings ('93 with Detroit; '67 with Washington)  
 5-Oates (54-71) replaced Robinson (13-24) on May 23  
 4-Robinson (54-101) replaced Ripken (0-6) on Apr 12  
 3-Altobelli (29-26) was relieved after June 12 game;  
 Ripken (1-0) managed June 13; Weaver (53-52) took over June 14  
 2-Weaver (48-34) replaced Bauer (43-37) on July 11  
 1-Harris (17-10) replaced Richards (78-57) on Sep 1

# ORIOLES HOME-ROAD RECORD, 1954-1998

YEAR	HOME			ROAD		
	Won	Lost	Pct.	Won	Lost	Pct.
1954	32	45	.416	22	55	.286
1955	30	47	.390	27	50	.351
1956	41	36	.532	28	49	.364
1957	42	33	.560	34	43	.442
1958	46	31	.597	28	48	.368
1959	38	39	.494	36	41	.468
1960	44	33	.571	45	32	.584
1961	48	33	.593	47	34	.580
1962	44	38	.537	33	47	.413
1963	48	33	.593	38	43	.469
1964	49	32	.605	48	33	.593
1965	46	33	.582	48	35	.578
1966	48	31	.608	49	32	.605
1967	35	42	.455	41	43	.488
1968	47	33	.588	44	38	.537
1969	60	21	.741	49	32	.605
1970	59	22	.728	49	32	.605
1971	53	24	.688	48	33	.593
1972	38	39	.494	42	35	.545
1973	50	31	.617	47	34	.580
1974	46	35	.568	45	36	.556
1975	44	33	.571	46	36	.561
1976	42	39	.519	46	35	.568
1977	54	27	.667	43	37	.538
1978	51	30	.638	39	41	.488
1979	55	24	.696	47	33	.588
1980	50	31	.617	50	31	.617
1981	33	22	.600	26	24	.520
1982	53	28	.654	41	40	.506
1983	50	31	.617	48	33	.593
1984	44	37	.543	41	40	.506
1985	45	36	.556	38	42	.475
1986	37	42	.468	36	47	.438
1987	31	51	.378	36	44	.450
1988	34	46	.425	20	61	.247
1989	47	34	.580	40	41	.494
1990	39	40	.494	37	45	.451
1991	33	48	.407	34	47	.420
1992	43	38	.531	46	35	.568
1993	48	33	.593	37	44	.457
1994	28	27	.509	35	22	.614
1995	36	36	.500	35	37	.486
1996	43	38	.531	45	36	.556
1997	46	35	.568	52	29	.642
1998	42	39	.519	37	44	.457
TOTALS	1972	1556	.559	1803	1749	.508

at Memorial Stadium:  
1686 1310 .563

at Oriole Park at Camden Yards:  
286 246 .538

## EUTAW STREET HOME RUNS

Of the 15 home runs hit onto the Eutaw Street promenade since Camden Yards opened in 1992, seven of them were hit during the '96 season.

Date	Player	Team	Pitcher	Team	Distance
Apr. 20, 1992	Mickey Tettleton	Det	Ben McDonald	Orioles	406
May 5, 1992	Kevin Reimer	Tex	Jose Mesa	Orioles	343
May 23, 1992	Lee Stevens	Cal	Rick Sutcliffe	Orioles	430
Apr. 24, 1994	Ken Griffey, Jr.	Sea	Brad Pennington	Orioles	424
June 8, 1995	Kevin Bass	Orioles	Solomon Torres	Sea	409
Apr. 3, 1996	Rafael Palmeiro	Orioles	Mark Gubicza	KC	412
Apr. 27, 1996	Brady Anderson	Orioles	Bobby Witt	Tex	380
Apr. 30, 1996	Paul O'Neill	NY	Arthur Rhodes	Orioles	431
July 7, 1996	Mo Vaughn	Bos	Scott Erickson	Orioles	419
July 26, 1996	Jim Thome	Cle	Mike Mussina	Orioles	440
Aug. 14, 1996	Eddie Murray	Orioles	Jeff D'Amico	Mil	384
Sept. 8, 1996	Bobby Bonilla	Orioles	Jose Lima	Det	405
Apr. 11, 1997	Rafael Palmeiro	Orioles	Eric Gunderson	Tex	411
Apr. 11, 1997	Rafael Palmeiro	Orioles	Eric Vosberg	Tex	408
June 17, 1997	Henry Rodriguez	Mon	Scott Kamieniecki	Orioles	443
May 13, 1998	Brady Anderson	Orioles	Chad Ogea	Cle	405
May 30, 1998	Lee Stevens	Tex	Sidney Ponson	Orioles	415
June 21, 1998	Carlos Delgado	Tor	Sidney Ponson	Orioles	415
July 24, 1998	Rafael Palmeiro	Orioles	Bill Swift	Sea	413

## MOST VALUABLE ORIOLES, '54-'98

The Louis M. Hatter Most Valuable Oriole Award is presented annually by the Sports Boosters of Maryland, Inc. In 1998, first basemen Rafael Palmeiro was voted winner for the third time in four years, joining Eddie Murray (7) Brooks Robinson (4), Cal Ripken (4) and Frank Robinson (3) as the only players to win the award more than twice. A total of 27 different Orioles have been honored in the club's 45 seasons (no award was given in 1994). Palmeiro also won the award in 1995 and 1996.

The Sports Boosters initiated the MVO award when the Orioles returned to the majors in 1954. Several years ago, they renamed the award in memory of Hatter, the distinguished and lovable "dean" of Baltimore baseball writers who covered the Orioles for The Sun for 27 years.

The award winner is selected through a vote of writers and broadcasters who cover the O's on a regular basis. There have been four ties, and no award was given in 1994.

Winners by position: outfielders-14; first basemen-14; pitchers-9; third basemen-4; shortstops-4; catchers-2; and second basemen-1.

## MOST VALUABLE ORIOLES, '54-'98

1954-Chuck Diering (OF)	1976-Lee May (1B)
1955-Dave Philley (OF)	1977-Ken Singleton (OF)
1956-Bob Nieman (OF)	1978-Eddie Murray (1B)
1957-Billy Gardner (2B)	1979-Ken Singleton (OF)
1958-Gus Triandos (C)	1980-Al Bumbry (OF)
1959-Gene Woodling (OF)	1981-Eddie Murray (1B)
1960-Brooks Robinson (3B)	1982-Eddie Murray (1B)
1961-Jim Gentile (1B)	1983-E. Murray (1B)/C. Ripken (SS)
1962-Brooks Robinson (3B)	1984-Eddie Murray (1B)
1963-Stu Miller (RHP)	1985-Eddie Murray (1B)
1964-Brooks Robinson (3B)	1986-Don Aase (RHP)
1965-Stu Miller (RHP)	1987-Larry Sheets (OF)
1966-Frank Robinson (OF)	1988-E. Murray (1B)/C. Ripken (SS)
1967-Frank Robinson (OF)	1989-Gregg Olson (RHP)
1968-Dave McNally (LHP)	1990-Cal Ripken (SS)
1969-Boog Powell (1B)	1991-Cal Ripken (SS)
1970-Boog Powell (1B)	1992-Mike Devereaux (OF)
1971-B. Robby (3B)/F. Robby (OF)	1993-Chris Hoiles (C)
1972-Jim Palmer (RHP)	1994-No award given
1973-Jim Palmer (RHP)	1995-Rafael Palmeiro (1B)
1974-Paul Blair (OF)/Mike Cuellar (LHP)	1996-Rafael Palmeiro (1B)
1975-Ken Singleton (OF)	1997-Randy Myers (LHP)
	1998-Rafael Palmeiro (1B)

## MAJOR ORIOLES AWARD WINNERS

**Most Valuable Player, AL (BBWAA):** Brooks Robinson ('64), Frank Robinson ('66), Boog Powell ('70), Cal Ripken Jr ('83 and '91).

**Cy Young Award, AL (BBWAA):** Mike Cuellar ('69 tied with Denny McLain), Jim Palmer ('73, '75, '76); Mike Flanagan ('79), Steve Stone ('80).

**Manager of the Year (BBWAA):** Frank Robinson ('89), Davey Johnson ('97).

**Manager of the Year, Major League (TSN):** Hank Bauer ('66), Earl Weaver ('77, '79), Frank Robinson ('89), Johnny Oates ('93).

**Manager of the Year, AL (AP):** Paul Richards ('60), Hank Bauer ('64, '66), Earl Weaver ('73, '77, '79), Frank Robinson ('89).

**Manager of the Year, AL (UPI):** Earl Weaver ('79), Joe Altobelli ('83), Frank Robinson ('89).

**Rookie of the Year, AL (BBWAA):** Ron Hansen ('60), Curt Blefary ('65), Al Bumbry ('73), Eddie Murray ('77), Cal Ripken Jr ('82), Gregg Olson ('89).

**Rookie of the Year, AL (TSN):** Ron Hansen ('60), Curt Blefary ('65), Al Bumbry ('73), Cal Ripken ('82), Craig Worthington ('89).

**Rookie Pitcher of the Year, AL (TSN):** Wally Bunker ('64), Tom Phoebus ('67), Mike Boddicker ('83).

**Player of the Year, AL (TSN):** Brooks Robinson ('64), Frank Robinson ('66), Cal Ripken Jr ('83 and '89).

**Player of the Year, AL (Baseball America):** Cal Ripken Jr ('83 & '91).

**Pitcher of the Year, AL (TSN):** Chuck Estrada ('60), Jim Palmer ('73, '75, '76), Mike Flanagan ('79), Steve Stone ('80).

**Player of the Year, Major League (TSN):** Frank Robinson ('66), Cal Ripken Jr ('83 and '89).

**Executive of the Year, Major League (TSN):** Harry Dalton ('70), Hank Peters ('79), Roland Hemond ('89).

**Executive of the Year, Major League (UPI):** Hank Peters ('79), Roland Hemond ('89).

**Roberto Clemente Award (Commissioner's Office):** Presented annually to player who best typifies the game of baseball, both on and off the field—Brooks Robinson ('72), Ken Singleton ('82), Cal Ripken Jr ('92), Eric Davis ('97).

**Joe Cronin Award (AL Office):** Presented annually to an AL player for significant achievement—Jim Palmer ('76), Brooks Robinson ('77), and Cal Ripken ('95).

**Bart Giamatti Caring Award (Baseball Alumni Team):** For exceptional devotion and contribution to both Baseball and the Community—Cal Ripken Jr ('90)...it was the first time presented.

**Most Valuable Player, World Series:** Frank Robinson ('66), Brooks Robinson ('70), Rick Dempsey ('83).

**Most Valuable Player, ALCS (Leland S. MacPhail Jr Award):** Mike Boddicker ('83).

**Most Valuable Player, All-Star Game (Commissioner's Office):** Now known as Arch Ward Memorial Trophy—Billy O'Dell ('58), Brooks Robinson ('66), Frank Robinson ('71), Cal Ripken ('91).

**Jack Dunn Memorial Community Service Award:** Elrod Hendricks ('87), Ken Singleton ('88), Brooks Robinson ('89), Jim Palmer ('91), Cal Ripken Jr. ('95), Eric Davis ('97).



## ORIOLES ALL-STAR GAME SELECTEES

1954 Bob Turley (DNP)	1969 Paul Blair Dave Johnson * Dave McNally Boog Powell (ST) Brooks Robinson Frank Robinson (ST)	1983 Tippy Martinez (DNP) Eddie Murray Cal Ripken
1955 Jim Wilson (DNP)	1970 Mike Cuellar (DNP) Dave Johnson (ST)+ Dave McNally (DNP) Jim Palmer (ST)+ Boog Powell (ST) Brooks Robinson Frank Robinson (ST)	1984 Mike Boddicker (DNP) Eddie Murray Cal Ripken (ST)
1956 George Kell (ST)	1971 Don Buford Mike Cuellar Jim Palmer Boog Powell * Brooks Robinson (ST) Frank Robinson (ST)	1985 Eddie Murray (ST) Cal Ripken (ST)
1957 George Kell (ST) Billy Loes Gus Triandos (DNP)	1972 Pat Dobson (DNP) Bobby Grich (ST)+ Dave McNally Jim Palmer (ST)+ Brooks Robinson (ST)	1986 Don Aase Eddie Murray (ST) Cal Ripken (ST)
1958 Billy O'Dell Gus Triandos (ST)	1973 Paul Blair Brooks Robinson (ST)	1987 Terry Kennedy (ST) Cal Ripken (ST)
1959 Billy O'Dell Gus Triandos (ST) Jerry Walker (ST)+ Hoyt Wilhelm (DNP 1st) Gene Woodling	1974 Mike Cuellar (DNP) Bobby Grich Brooks Robinson (ST)	1988 Cal Ripken (ST)+
1960 Chuck Estrada (DNP 2nd) Jim Gentile (DNP 2nd) Ron Hansen (ST both) Brooks Robinson	1975 Jim Palmer (DNP)	1989 Mickey Tettleton Cal Ripken (ST)
1961 Jack Brandt (DNP 2nd) Jim Gentile (DNP 2nd) Brooks Robinson (ST both) Hoyt Wilhelm (DNP 2nd)	1976 Mark Belanger Bobby Grich (ST)	1990 Gregg Olson (DNP) Cal Ripken (ST)
1962 Jim Gentile (ST both) Milt Pappas (both) Brooks Robinson (both) Hoyt Wilhelm *	1977 Jim Palmer (ST)+ Ken Singleton	1991 Cal Ripken (ST)
1963 Luis Aparicio Brooks Robinson Steve Barber *	1978 Jim Palmer (ST)+ Mike Flanagan (DNP) Eddie Murray (DNP)	1992 Brady Anderson Mike Mussina Cal Ripken (ST)
1964 Luis Aparicio * Brooks Robinson (ST) Norm Siebern	1979 Ken Singleton Don Stanhouse (DNP)	1993 Mike Mussina Cal Ripken (ST)
1965 Milt Pappas (ST)+ Brooks Robinson (ST)	1980 Al Bumbry Steve Stone (ST)+	1994 Mike Mussina Cal Ripken (ST) Lee Smith
1966 Steve Barber (DNP) Andy Etchebarren (DNP) Brooks Robinson (ST) Frank Robinson (ST)	1981 Scott McGregor (DNP) Eddie Murray Ken Singleton (ST)	1995 Cal Ripken (ST)
1967 Andy Etchebarren (DNP) Brooks Robinson (ST) Frank Robinson (DNP)	1982 Ken Singleton (ST)	1996 Roberto Alomar (ST) Brady Anderson (ST)+ Cal Ripken (ST)
1968 Dave Johnson Boog Powell Brooks Robinson (ST)		1997 Roberto Alomar (ST) Brady Anderson (ST) Jimmy Key *** Mike Mussina (DNP) Randy Myers Cal Ripken (ST)

Managers: Paul Richards, '61\*\*; Hank Bauer, '67; Earl Weaver, '70, '71, '72, '74++; '80; Joe Altobelli, '84.

\* Selected but did not attend due to injury

+ Started but not elected

\*\* Honorary Manager

++ Replaced Casey Stengel who left Yankees after they won pennant in 1960

\*\*\* Selected but did not attend—getting married

## ALL-STAR NOTES

**THREE PLAYERS, SIX HITS:** The Orioles had three representatives in the 1998 All-Star Game played at Coors Field in Denver: starters Roberto Alomar at 2B and Cal Ripken at 3B, and reserve 1B Rafael Palmeiro. Alomar went 3-for-4 with a HR and stolen base and was named MVP in the American League's 13-8 win over the National League. The three O's combined for 6 hits, most by teammates since seven Reds had 7 hits in 1976. Ripken went 1-for-4 with a 2-run double in his 16th All-Star start and 17th appearance and Palmeiro went 2-for-2 with an RBI in his 2nd appearance.

**ALL-STAR STARTS/APPEARANCES:** Ten different Orioles have been elected starters since fan voting was reinstituted in 1969. Cal Ripken has started the last 15 years, 14 of those by fan vote. Last year was his second start at 3B. Other Orioles elected to starting berths are Brooks Robinson (4 times); Roberto Alomar (3 times); Boog Powell & Frank Robinson (2 each); and Bobby Grich, Ken Singleton, Eddie Murray, Terry Kennedy and Brady Anderson (1 each).

**ORIOLES ALL-STAR MVPs:** Roberto Alomar's 1998 All-Star MVP award was the 5th won by an Oriole player. The others:

Cal Ripken won the MVP Award in 1991 at Toronto's SkyDome, going 2-for-3 with a 3-run homer off former teammate Dennis Martinez and a single off Cy Young-winner Tom Glavine to lead the AL to a 4-2 win. Cal became only the 3rd shortstop to hit an All-Star Game homer, joining Lou Boudreau ('42) and Dick McAuliffe ('65). In the home run hitting contest the day before the All-Star Game, Cal hit an incredible 12 homers in 22 swings to help the AL to a 20-7 pasting of the NL.

Frank Robinson's 4th-inning homer at Detroit in the 1971 game put the AL ahead to stay and earned him MVP honors. It was the AL's 1st All-Star victory since 1962 and its last until 1983.

Brooks Robinson won the trophy in St. Louis in 1966, going 3-for-4 with a triple at the plate and 8-for-8 fielding. He was the 1st player from a losing team to be so honored.

Billy O'Dell hurled 3 perfect innings to save the AL's 4-3 win in Baltimore in 1958.

**ORIOLES ALL-STAR HOMERS:** Roberto Alomar's home run last year was the 5th by an Oriole in All-Star play, joining Cal Ripken (7/9/91 at Toronto off Dennis Martinez, two on), Brooks Robinson (7/11/67 at Anaheim off Fergie Jenkins, none on); Frank Robinson (7/13/71 at Detroit off Dock Ellis, one on); and Ken Singleton (8/9/81 at Cleveland off Tom Seaver, none on).

**BALTIMORE AS ALL-STAR HOST:** The Orioles have played host to two All-Star Games. The 25th mid-season classic was held at Memorial Stadium in 1958, and the 64th All-Star Game was held at Camden Yards in 1993.

On July 8, 1958, Orioles pitcher Billy O'Dell retired the final 9 batters as the AL posted a 4-3 win before 48,829 fans at Memorial Stadium. The Orioles' Gus Triandos was the starting catcher, and 11 future Hall of Famers saw action in the game.

In its 2nd year of existence, Oriole Park at Camden Yards played host to baseball's first-ever "All-Star Week," including the AL's 9-3 win on July 13, 1993. The game drew 48,147 fans. Cal Ripken was the only Oriole to appear in the game, going 0-for-3. Pitcher Mike Mussina was selected to the team but did not get into the game.

FanFest, the baseball theme park that is now a part of All-Star Week, drew 111,883 visitors during the five-day celebration. Perhaps the most lasting memories from All-Star Week '93 came on Monday, July 12, at the annual Gatorade All-Star Workout. Juan Gonzalez crushed a ball off the facing of the upper deck in left field, and Ken Griffey Jr. became the first player to hit the B&O Warehouse during the home run hitting contest.

## POSTSEASON NOTES

The Orioles last advanced to post-season play in '97, reaching for the 2nd straight season, the first time they've made back-to-back post-season appearances since 1973-74...For the 2nd straight year, the Orioles won their Division Series before losing in the American League Championship Series. In 1997 they beat the Seattle Mariners, 3-1 in the Division Series before losing to the Cleveland Indians, 4-2 in the ALCS. In 1996 they topped the Cleveland Indians, 3-1, in the Division Series before losing to the New York Yankees, 4-1, in the ALCS.

**DIVISION SERIES:** The Orioles have appeared in two Division Series, winning both...They are 6-2 overall (.750)...The O's are 3-1 at home and 3-1 on the road.

**ALCS:** The Orioles have appeared in 9 LCS, going 5-4...They are 21-16 (.568)...The O's are 10-9 at home and 11-6 on the road...Only the Oakland A's, with 23 wins, have won more games in League Championship Series play...The Los Angeles Dodgers are third with 19 wins.

The O's won the 1st 10 ALCS games they played (including the 1st 9 ever played)...They swept the Twins twice ('69-'70) and the A's ('71) in the 1st 3 ALCS, then won Game 1 against Oakland in '73 before losing the 2nd game that year.

**WORLD SERIES:** Baltimore has gone 3-3 in its 6 World Series, but has a .576 pct. in games (19-14)...The Birds are 10-7 at home and 9-7 away.

**POST-SEASON TOTAL:** The O's have gone to the post-season in 10 different seasons and are 46-32 (.590)...They are 23-17 at home and 23-15 on the road.

**ATTENDANCE:** The Orioles played 30 post-season games at Memorial Stadium, drawing a total of 1,422,209 fans (average 47,407)...In their 10 post-season games at Oriole Park at Camden Yards in '96 & '97, the Orioles drew 488,079 fans (average 48,808).

The largest crowd for a post-season game in Baltimore was 54,458 for Game 4 (the final game) vs. the Dodgers in '66...That also is the largest crowd for any Orioles home game...The largest home LCS crowd was 52,787 for Game 1 vs. the Angels in '79...The four largest crowds for any games at Camden Yards came in the 1997 post-season, topped by the 49,137 who attended Division Series Game 1 vs. Seattle on October 4.

## ORIOLES DIVISION SERIES SUMMARY

Game #	Date/Site	Line	Score	Attendance
<b>1996</b>				
1	10/1 (Tues)	Cle Baltimore	4-10-0 Nagy (L), Embree (6), Shuey (6) Bal 10-12-1 Wells (W), Orosco (7), Mathews (7) Rhodes (8), Myers (9) HR: Anderson, Ramirez, Surhoff -2, Bonilla	47,644
2	10/2 (Wed)	Cle Baltimore	4-8-2 Hershiser, Plunk (6) (L), Assenmacher (8), Tavarez (8) Bal 7-9-0 Erickson, Orosco (7), Benitez (8) (W), Myers (9), (S) HR: Anderson, Belle	48,970
3	10/4 (Fri)	Bal Cleveland	4-8-2 Mussina, Orosco (7) (L), Benitez (7) Rhodes (8), Mathews (8) Cle 9-10-0 McDowell, Embree (6), Shuey (7) Assenmacher (7) (W), Plunk (8), Mesa (9) HR: Ramirez, Surhoff, Belle	44,250
4	10/5 (Sat)	Bal (12 Inn) Cleveland	4-14-1 Wells, Mathews (8), Orosco (9) Benitez (10) (W), Myers (12) (S) Cle 3-7-1 Nagy, Embree (7), Shuey (7) Assenmacher (7), Plunk (8), Mesa (9) (L), Ogea (12) HR: Palmeiro, Bonilla, R. Alomar	44,280 (185,144)
<b>1997</b>				
1	10/1 (Wed)	Bal Seattle	9-13-0 Mussina (W), Orosco (8), Benitez (9) Sea 3-7-1 Johnson (L), Timlin (6), Spoljaric (6), Wells (7) Charlton (8) HR: Berroa, Hoiles, Martinez, Buhner, Rodriguez	59,579
2	10/2 (Thurs)	Bal Seattle	9-14-0 Erickson (W), Benitez (7), Orosco (8), Myers (9) Sea 3-9-0 Moyer (L), Spoljaric (5), Ayala (7), Charlton (8) Slocumb (9) HR: Baines, Anderson	59,309
3	10/4 (Sat)	Sea Baltimore	4-11-0 Fassero (W), Slocumb (9) Bal 2-5-0 Key (L), Mills (5), Rhodes (6), Mathews (9) HR: Buhner, Sorrento	49,137
4	10/5 (Sun)	Sea Baltimore	1-2-0 Johnson (L) Bal 3-7-0 Mussina (W), Benitez (8), Myers (9) (S) HR: Rebolet, Berroa, Martinez	48,766 (216,791)

## ORIOLES LEAGUE CHAMPIONSHIP SERIES SUMMARY

Game #	Date/Site	Line	Score	Attendance
<b>1969</b>				
1	10/4 (Sat)	Min Baltimore	3-4-2 J. Perry, Perranoski (9) (L) Bal (12 inn) 4-10-1 Cuellar, Richert (9), Watt (10), Lopez (12), D. Hall (12) (W) HR: F. Robinson, Belanger, Powell, Oliva	43,076
2	10/5 (Sun)	Min Baltimore	0-3-1 Boswell (L), Perranoski (11) Bal (11 inn) 1-8-0 McNally (W) HR: None	44,339
3	10/6 (Mon)	Bal Minnesota	11-18-0 Palmer (W) Min 2-10-2 R. Miller (L), Woodson (2), T. Hall (4), Worthington (5), Grzenda (6), Chance (7), Perranoski (9) HR: Blair	32,735 (113,763)
<b>1970</b>				
1	10/3 (Sat)	Bal Minnesota	10-13-0 Cuellar, D. Hall (5) (W) Min 6-11-2 J. Perry (L), Zepp (4), Woodson (5) Williams (6), Perranoski (9) HR: Cuellar (3 on J. Perry), Buford, Pwell, Killebrew	26,847
2	10/4 (Sun)	Bal Minnesota	11-13-0 McNally (W) Min 6-11-2 T. Hall (L), Zepp (4), Williams (5), Perranoski (9) HR: F. Robinson, Killebrew, Oliva, D. Johnson	27,490
3	10/5 (Mon)	Min Baltimore	1-7-2 Kaat (L), Blyleven (3), T. Hall (5), J. Perry (7) Bal 6-10-0 Palmer (W) HR: D. Johnson	27,608 (81,945)
<b>1971</b>				
1	10/3 (Sun)	Oak Baltimore	3-9-0 Blue (L), Fingers (8) Bal 5-7-1 McNally (W), Watt (8) (S) HR: None	42,621
2	10/4 (Mon)	Oak Baltimore	1-6-0 Hunter (L) Bal 5-7-0 Cuellar (W) HR: B. Robinson, Powell-2, Hendricks	35,003
3	10/5 (Tue)	Bal Oakland	5-12-0 Palmer (W) Oak 3-7-0 Segui (L), Fingers (5), Knowles (7), Locker (7), Grant (8) HR: Jackson-2, Bando	33,176 (110,800)
<b>1973</b>				
1	10/6 (Sat)	Oak Baltimore	0-5-1 Blue (L), Pina (1), Odom (3), Fingers (8) Bal 6-12-0 Palmer (W) HR: None	41,279
2	10/7 (Sun)	Oak Baltimore	6-9-0 Hunter (W), Fingers (8) (S) BAL 3-8-0 McNally (L), Reynolds (8), G. Jackson (9) HR: Campaneris, Rudi, Bando-2	48,425
3	10/9 (Tue)	Bal Oakland	1-3-0 Cuellar (L) Oak 2-4-3 Holtzman (W) HR: Williams, Campaneris	34,367
4	10/10 (Wed)	Bal Oakland	5-8-0 Palmer, Reynolds (2), Watt (7) Oak 4-7-0 Blue, Fingers (7) (L) G. Jackson (7) (W) HR: Etchebarren, Grich	27,497
5	10/11 (Thu)	Bal Oakland	0-5-2 Alexander (L), Palmer (4) Oak 3-7-0 Hunter (W) HR: None	24,265 (175,833)
<b>1974</b>				
1	10/5 (Sat)	Bal Oakland	6-10-0 Cuellar (W), Grimsley (9) Oak 3-9-0 Hunter (L), Odom (5), Fingers (9) HR: Blair, B. Robinson, Grich	41,609
2	10/6 (Sun)	Bal Oakland	0-5-2 McNally (L), Garland (6), Reynolds (7), G. Jackson (8) Oak 5-8-0 Holtzman (W) HR: Bando, Fosse	42,810
3	10/8 (Tue)	Oak Baltimore	1-4-2 Blue (W) Bal 0-2-1 Palmer (L) HR: Bando	32,060



4	10/9 (Wed)	Oak	2-1-0	Hunter (W), Fingers (8) (S)	28,136
		Baltimore	Bal	1-5-1 Cuellar (L), Grimsley (5)	
			HR: None		(144,615)

### 1979

1	10/3 (Wed)	Cal	3-7-1	Ryan, Montague (8) (L)	52,787
		Baltimore	Bal (10 inn)	6-6-0 Palmer, Stanhouse (10) (W)	
			HR: Ford, Lowenstein		
2	10/4 (Thu)	Cal	8-10-1	Frost (L), Clear (8), Aase (8)	52,108
		Baltimore	Bal	9-11-1 Flanagan (W), Stanhouse (8)	
			HR: Ford, Murray		
3	10/5 (Fri)	Bal	3-8-3	D. Martinez, Stanhouse (9) (L)	41,199
		California	Cal	4-9-0 Tanana, Aase (6) (W)	
			HR: Baylor		
4	10/6 (Sat)	Bal	8-12-1	McGregor (W)	43,199
		California	Cal	0-6-0 Knapp (L), Laroche (3), Frost (4), Montague (7), Barlow (9)	
			HR: Kelly		(189,213)

### 1983

1	10/5 (Wed)	Chi	2-7-0	Hoyt (W)	51,289
		Baltimore	Bal	1-5-1 McGregor (L), Stewart (7), T. Martinez (7)	
			HR: None		
2	10/6 (Thu)	Chi	0-5-2	F. Bannister (L), Barojas (7), Lamp (8)	52,347
		Baltimore	Bal	4-6-0 Boddicker (W)	
			HR: Roenicke		
3	10/7 (Fri)	Bal	11-8-1	Flanagan (W), Stewart (6) (S)	46,635
		Chicago	Chi	1-6-1 Dotson (L), Tidrow (6), Koosman (9), Lamp (9)	
			HR: Murray		
4	10/8 (Sat)	Bal (10 inn)	3-9-0	Davis, T. Martinez (7) (W)	45,477
		Chicago	Chi	0-10-0 Burns (L), Barojas (10), Agosto (10), Lamp (10)	
			HR: Landrum		(195,748)

### 1996

1	10/9 (Wed)	Bal	4-11-1	Erickson, Orosco (7), Benitez (7), Rhodes (8), Mathews (9), Myers (9) (L)	56,495
		NY	5-11-0	Pettitte, Nelson (8), Wetteland (9), Rivera (10), (W)	
			HR: Anderson, Palmeiro, Jeter, Williams		
2	10/10 (Thu)	Bal	5-10-0	Wells (W), Mills (7), Orosco (7)	56,432
		New York	NY	3-11-1 Myers (9), Benitez (9) (S)	
			HR: Zeile, Palmeiro		
3	10/11 (Fri)	NY	5-8-0	Key (W), Wetteland (9) (S)	48,635
		Baltimore	Bal	2-3-2 Mussina (L), Orosco (8), Mathews (9)	
			HR: Zeile, Fielder		
4	10/12 (Sat)	NY	8-9-0	Rogers, Weathers (4) (W), Lloyd (6), Rivera (7), Wetteland (9)	48,974
		Baltimore	Bal	4-11-0 Copping (L), Rhodes (6), Mills (7), Orosco (8), Benitez (8), Mathews (9)	
			HR: Williams, Strawberry-2, Hoiles, O'Neill		
5	10/13 (Sun)	NY	6-11-0	Pettitte (W), Wetteland (9) (S)	48,718
		Baltimore	Bal	4-4-1 Erickson (L), Rhodes (6), Mills (7), Myers (8)	
			HR: Leyritz, Fielder, Strawberry, Zeile, Murray, Bonilla		(259,254)

### 1997

1	10/8 (Wed)	Cle	0-4-1	Ogea (L), Anderson (7)	49,029
		Baltimore	Bal	3-6-1 Erickson (W), Myers (9) (S)	
			HR: Anderson, Alomar		
2	10/9 (Thurs)	Cle	5-6-3	Nagy, Moremon (6), Juden (7)	49,131
		Baltimore	Bal	4-8-1 Assenmacher (W), Jackson (8), Mesa (9) (S)	
			HR: Ripken, Ramirez, Grissom		
3	10/11 (Sat)	Bal	1-8-1	Mussina, Benitez (8), Orosco (9)	45,047
		Cleveland	Cle	2-6-0 Mills (9), Rhodes (10), Myers (11) (L)	
			HR: None		
4	10/12 (Sun)	Bal	7-12-2	Erickson, Rhodes (5), Mills (7) (L), Orosco (9), Benitez (9)	45,081
		Cle	8-13-0	Wright, Anderson (4), Juden (7), Assenmacher (7), Jackson (7), Mesa (8) (W)	
			HR: Anderson, Baines, Palmeiro, Alomar, Ramirez		

5	10/13 (Mon)	Bal	4-10-0	Kamieniecki (W), Key (6), Myers (9)	45,068
		Cleveland	Cle	2-8-1 Ogea (L), Assenmacher (9), Jackson (9)	
			HR: Davis		
6	10/15 (Wed)	Cle	1-3-0	Nagy, Assenmacher (8), Jackson (8)	49,075
		Baltimore	Bal	0-10-0 Anderson (W) (10), Mesa (11) (S)	
			HR: Fernandez		(282,431)

## ORIOLES WORLD SERIES SUMMARY

### 1966

1	10/5 (Wed)	Bal	5-9-0	McNally, Drabowsky (3) (W)	55,941
		Los Angeles	LA	2-3-0 Ogea (L), Assenmacher (9), Jackson (9)	
			HR: F. Robinson, B. Robinson, LeFebvre		
2	10/6 (Thu)	Bal	6-9-0	Palmer (W)	55,947
		Los Angeles	LA	0-4-6 Koufax (L), Perranoski (7), Regan (8)	
			HR: None		
3	10/8 (Sat)	LA	0-6-0	Osteen (L), Regan (8)	54,445
		Baltimore	Bal	1-3-0 Bunker (W)	
			HR: Blair		
4	10/9 (Sun)	LA	0-4-0	Drysdale (L)	54,458
		Baltimore	Bal	1-4-0 McNally (W)	
			HR: F. Robinson		

### 1969

1	10/11 (Sat)	N.Y.	1-6-1	Seaver (L), Cladwell (6), Taylor (7)	50,429
		Baltimore	Bal	4-6-0 Cuellar (W)	
			HR: Buford		
2	10/12 (Sun)	N.Y.	2-6-0	Koosman (W), Taylor (9) (S)	50,850
		Baltimore	Bal	1-2-0 McNally (L)	
			HR: Clendenon		
3	10/14 (Tue)	Bal	0-4-1	Palmer (L), Leonhard (7)	56,335
		New York	N.Y.	5-6-0 Gentry (W), Ryan (7) (S)	
			HR: Agee, Kranepool		
4	10/15 (Wed)	Bal	1-6-1	Cuellar, Watt (8), Hall (10) (L)	57,367
		New York	N.Y. (10 inn)	2-10-1 Seaver (W)	
			HR: None		
5	10/16 (Thu)	Bal	3-5-2	McNally, Watt (8) (L)	57,397
		New York	N.Y.	5-7-0 Koosman (W)	
			HR: McNally, F. Robinson, Clendenon, Weis		(272,378)

### 1970

1	10/10 (Sat)	Bal	4-7-2	Palmer (W), Richert (9) (S)	51,531
		Cincinnati	Cin	3-5-0 Nolan (L), Carrol (7)	
			HR: L. May, Powell, Hendricks, B. Robinson		
2	10/1 (Sun)	Bal	6-10-2	Cuellar, Phoebus (3) (W), Drabowsky (5), Lopez (7), D. Hall (7) (S)	51,531
		Cincinnati	Cin	5-7-0 McGlothlin, Wilcox (5) (L), Carroll (5), Gullett (8)	
			HR: Tolan, Powell, Bench		
3	10/13 (Tue)	Cin	3-9-0	Cloninger (L), Granger (6), Gullett (7)	51,773
		Baltimore	Bal	9-10-1 McNally (W)	
			HR: F. Robinson, Buford, McNally (3 on Granger)		
4	10/14 (Wed)	Cin	6-8-3	Nolan, Gullett (7), Carroll (6) (W)	53,007
		Baltimore	Bal	5-8-0 Palmer, Watt (8) (L), Drabowsky (9)	
			HR: B. Robinson, Rose, L. May		
5	10/15 (Thu)	Cin	3-6-0	Merritt (L), Granger (2), Wilcox (3), Cloninger (5), Washburn (7), Carroll (8)	45,341
		Baltimore	Bal	9-15-0 Cuellar (W)	
			HR: F. Robinson, Rettenmund		(253,183)

1971						
1	10/9 (Sat) Baltimore	Pit Bal	3-3-0 5-10-3	Ellis (L), Moose (3), R. Miller (7) McNally (W)	53,229	
				HR: F. Robinson, Rettenmund, Buford		
2	10/11 (Mon) Baltimore	Pit Bal	3-8-1 11-14-1	B. Johnson (L), Kison (4), Moose (4), Veale (5), R. Miller (6), Giusti (8) Palmer (W), R. Hall (9) (S)	53,239	
				HR: Hebner		
3	10/12 (Tue) Pittsburgh	Bal Pit	1-3-3 5-7-0	Cuellar (L), Dukes (7), Watt (8) Blass (W)	50,403	
				HR: Robertson, F. Robinson		
4	10/13 (Sat) Pittsburgh	Bal Pit	9-12-0 6-17-1	D. Martinez, Stewart (2), Stone (5), Stoddard (7) (W) Bibby, G. Jackson (7), D. Robinson (8), Tekulve (8)(L)	50,883	
				HR: Stargell		
5	10/14 (Sun) Pittsburgh	Bal Pit	1-6-2 7-13-1	Flanagan (L), Stoddard (7), D. Martinez (7), Stanhouse (8) Rooker, Blyleven (6) (W)	50,920	
				HR: None		
6	10/16 (Tue) Baltimore	Pit Bal	4-10-0 0-7-1	Candelaria (W), Tekulve (7) (S) Palmer (L), Stoddard (9)	53,739	
				HR: None		
7	10/17 (Wed) Baltimore	Pit Bal	4-10-0 1-4-2	Bibby, D. Robinson (5), G. Jackson (5) (W), Tekulve (8) (S), McGregor (L), Stoddard (9), T. Martinez (9), D. Martinez (9)	53,733	
				HR: Dauer, Stargell	(367,597)	

1983						
1	10/11 (Tue) Baltimore	Phi Bal	2-5-0 1-5-1	Denny (W), Holland (8) (S) McGregor (L), Stewart (9), T. Martinez (9)	52,204	
				HR: Dwyer, Morgan, Maddox		
2	10/12 (Wed) Baltimore	Phi Bal	1-3-0 4-9-1	Hudson (L), Hernandez (5), Andersen (6), Reed (8) Boddicker (W)	52,132	
				HR: Lowenstein		
3	10/14 (Fri) Philadelphia	Bal Phi	3-6-1 2-8-2	Flanagan, Palmer (5) (W), Stewart (7), T. Martinez (9) (S) Carlton (L), Holland (7)	65,792	
				HR: Matthews, Morgan, Ford		
4	10/15 (Sat) Philadelphia	Bal Phi	5-10-1 4-10-0	Davis (W), Stewart (6), T. Martinez (8) (S) Denny (L), Hernandez (6), Reed (6), L. Andersen (8)	66,947	
				HR: None		
5	10/16 (Sun) Philadelphia	Bal Phi	5-5-0 0-5-1	McGregor (W) Hudson (L), Bystrom (5), Hernandez (6), Reed (9)	67,064	
				HR: Murray-2, Dempsey	(304,139)	

#### NOTABLE ORIOLE ARTIFACTS AT THE HALL OF FAME

The baseball from **Jim Palmer's** no-hitter on 9/13/69 vs. Oak... **Brooks Robinson's** glove used in making 14 assists during the 1970 World Series... Triple Crown Award won by **Frank Robinson** in 1966 when he hit .316 with 49 HR and 122 RBI... Uniform jersey #4 worn by Orioles manager **Earl Weaver** during the 1982 season... Ryan Minor's shoes and bat from 9/20/98, the night that Cal Ripken ended his consecutive game streak at 2,632 and Minor replaced Cal in the Orioles lineup at third base... The jersey that Chris Holmes wore on 8/14/98, the night he became the 9th major leaguer to hit two grand slams in a single game.

#### 1999 HALL OF FAME WEEKEND

Induction Ceremony: Sunday, July 25  
Hall of Fame Game: Monday, July 26  
2:30 PM, Clark Sports Center  
2:00 PM, Doubleday Field

#### THE ORIOLES HALL OF FAME

The Orioles Hall of Fame was conceived in 1977 by the Oriole Advocates at the suggestion of two former presidents, Allen Barrett and Jack Buckley, both of whom have since passed away. The Advocates continue to administer the annual elections under the direction of their Hall of Fame Committee.

Candidates may be elected to the Orioles Hall of Fame through two channels: the regular vote by a panel of some 80 people, comprising sportswriters, broadcasters, Oriole Advocates and Oriole personnel; or by a vote of the veterans committee, a group of 25 senior representatives from the sports media, Oriole Advocates and the Orioles front office.

Procedures for election to the Orioles Hall of Fame are based on those used by the National Baseball Hall of Fame, requiring mention on 75% of ballots cast. All candidates must have served a minimum of three full seasons with the Orioles and must have been active in that capacity within the last 15 years. To be eligible for regular election, a player, manager or coach must have ceased serving in the position for which he was nominated for at least one year. For consideration by the veterans committee, formed in 1989, a candidate must have ceased serving in the capacity of consideration for at least 15 years.

**Herbert E. Armstrong Award:** The Orioles Hall of Fame Veterans Committee also selects winners of the Herbert E. Armstrong Award, presented annually to non-uniformed personnel who have distinguished themselves in their service to the Orioles. The Armstrong Award was established in 1995 in honor of the beloved former educator, professional baseball player and manager and longtime official for both the Orioles' International League and American League clubs, who dedicated nearly 70 years of his life to the people of Baltimore, his adopted hometown.

#### MURRAY, CASHEN ARE 1999 ELECTEES TO O'S HALL

Eddie Murray, a six-time Most Valuable Oriole and one of three major leaguers to amass more than 3,000 hits and 500 home runs, and former general manager Frank Cashen, whose 10 years with the club included the team's first six trips to the post-season, are the newest elected members of the Orioles Hall of Fame. Murray was elected through a vote of the Hall of Fame Committee and its 80 electors, while Cashen received the Herbert E. Armstrong Award for non-uniformed personnel in a vote of the Hall's veterans committee.

Murray, currently an Orioles coach, batted .294 and hit 343 homers during 12 1/2 seasons with the Orioles in a 21-year career. His biography is on Page 25. Cashen, a native Baltimorean who began his career as a sportswriter, joined the Orioles front office following the 1965 season and oversaw the business and baseball sides as executive vice president and general manager before moving on to the Commissioner's Office and then the New York Mets.

The election of Murray and Cashen bring Orioles Hall of Fame membership to 38 people:

#### ORIOLES HALL OF FAME MEMBERS (38)

Brooks Robinson, 3b ('77)	Al Bumby, of ('87)	Jerold Hoffberger, owner ('96)—A
Frank Robinson, of ('77)	Steve Barber, lhp ('88)	Bill Hunter, coach ('96)—V
Dave McNally, lhp ('78)	Jim Gentile, 1b ('89)	Luis Aparicio, ss ('82)
Boog Powell, 1b ('79)	Stu Miller, rhp ('89)—V	Cal Ripken Sr., coach ('96)
Gus Triandos, c ('81)	Dick Hall, rhp ('89)	Harry Dalton, executive ('97)—A
Mike Cuellar, lhp ('82)	Hank Bauer, mgr ('90)—V	Rick Dempsey, c ('97)
Mark Belanger, ss ('83)	Scott McGregor, lhp ('90)	Davey Johnson, 2b ('97)—V
Earl Weaver, mgr ('83)	Hal Brown, rhp ('91)—V	Bobby Grich, 2b ('98)—V
Paul Blair, of ('84)	Gene Woodling, of ('92)—V	Lee May, 1b ('98)—V
Paul Richards, mgr ('84)	Don Buford, of ('93)—V	Lee MacPhail, executive ('98)—V
Milt Pappas, rhp ('85)	Mike Flanagan, lhp ('94)	Frank Cashen, executive ('99)—A
Jim Palmer, rhp ('86)	George Bamberger, coach ('95)	Eddie Murray, 1b ('99)
Ken Singleton, of ('86)	Chuck Thompson, broadcaster ('95)—A	

V—Veteran's Committee selection  
A—Herbert Armstrong Award winner



## NATIONAL BASEBALL HALL OF FAME

Lee MacPhail's election to the Baseball Hall of Fame by the Veteran's Committee in 1998 brought to 10 the number of modern Orioles who have been enshrined at Cooperstown. During his long and meritorious career in baseball, MacPhail served as general manager and later president and GM of the Orioles from 1958 through 1965. He later served as president of the American League.

There are four modern Orioles enshrined in the Hall of Fame wearing Oriole hats for their official busts/portraits: Earl Weaver, Jim Palmer, and Brooks Robinson. (See "Orioles Retired Numbers" for their biographies and statistics.)

Palmer, the Robinsons and Reggie Jackson all were selected in their first year of eligibility for the Hall. They are 4 of only 29 first-ballot electees among the 240 Hall of Fame members (not including this year's Veteran's committee vote). Palmer polled 92.6% of the total vote (411 of 444 ballots cast) in 1990, the highest percentage ever by an Oriole.

Another beloved Oriole was honored by the Hall of Fame in 1993 when veteran O's broadcaster Chuck Thompson was the recipient of the Ford C. Frick Award, presented by the Hall of Fame to a broadcaster for major contributions to the game of baseball. And in 1998, Sam Lacy, long-time sports editor of the Baltimore Afro-American newspaper, became the first local writer selected for the J.G. Taylor Spink Award, honoring sportswriters "for meritorious contributions to baseball writing."

In addition, there are six members of the 1890s Orioles juggernaut immortalized in the Hall of Fame.

### MODERN ORIOLES IN BASEBALL HALL OF FAME

Robin Roberts ('76, 87%)	Luis Aparicio ('84, 85%)	Reggie Jackson ('93, 94%)
Frank Robinson ('82, 89%)	Hoyt Wilhelm ('85, 84%)	Earl Weaver ('96, VCS+)
Brooks Robinson ('83, 92%)	Jim Palmer ('90, 93%)	Lee MacPhail ('98, VCS+)
George Kell ('83, VCS+)		

+ Veterans' Committee Selection

Sixteen others who played and/or managed for the Orioles during the early days of Baltimore's rich baseball heritage also are enshrined at Cooperstown:

### OLD ORIOLES IN BASEBALL HALL OF FAME

Frank (Home Run) Baker (3b)	Edward (Ned) Hanlon (mgr)	Joe (Iron Man) McGinnity (rhp)
Charles (Chief) Bender (rhp)	Rogers Hornsby (2b)	John McGraw (mgr, 3b)
Roger Bresnahan (c)	Hughie Jennings (ss)	Wilbert Robinson (mgr, c)
Dan Brouthers (1b)	Wee Willie Keeler (of)	George Herman (Babe) Ruth (of)
William Candy Cummings (rhp)	Joe Kelley (of-if)	
Robert M. (Lefty) Grove (lhp)	Rube Marquard (lhp)	

**3 More:** There are 3 additional Hall of Famers to have represented the Orioles, though not as players: **George Weiss**, who immortalized himself as a general manager of the Yankees, served part of his apprenticeship as an International League Orioles general manager; the late **Luke Appling**, a legendary hitter/shortstop for the White Sox coached one year under Birds' Manager **Billy Hitchcock**; and the late **Burleigh Grimes**, the famed spitball pitcher who won 270 games in the majors, scouted for the Orioles from '60 thru '71.

**Notes:** **John McGraw** had a .334 lifetime batting average in 16 big league seasons but was elected to the Hall of Fame primarily because of his achievements as a manager. The same is true of his buddy, **Wilbert Robinson**. **Rube Marquard** pitched only 30 innings for the Orioles, all in '27.

Baltimore-born **Babe Ruth** signed his first pro contract with **Jack Dunn Sr** in '14, and made his professional debut with the IL Orioles that year as a pitcher. **Chief Bender** was based in Baltimore twice. He pitched both for the '27 Orioles (G-18, W-6 L-3) and the '15 Baltimore Terrapins (W-4, L-16) in the ill-fated Federal League.

Other native Marylanders in the Hall of Fame include "**Home Run Baker**" (Trappe), **Lefty Grove** (Lonaconing), and 4 others who never played for the Orioles: **Jimmie Foxx** (Sudlersville), **Judy Johnson** (Snow Hill), **Al Kaline** (Baltimore), and **Vic Willis** (Elkton), who was elected in 1995.

## THE HISTORY OF THE ORIOLES

What do Black Sox, Elite Giants, Marylands, Monumentals, Orioles and Terrapins all have in common? They're all nicknames for professional baseball teams that have played in the city of Baltimore, dating back to the game's 19<sup>th</sup> century roots.

Baltimore first experienced professional baseball in 1872, when the Lord Baltimores played their inaugural games in the old National Association. Ten years later, another incarnation of the Lord Baltimores made its debut in the American Association; one year after that, the franchise adopted the name "Orioles," honoring Maryland's state bird. It was the first time the nickname would become affiliated with Baltimore's professional baseball team.

In 1884, the Orioles encountered some intra-city competition when the Baltimore Monumentals became one of the charter franchises in the new Union Association. By mid-season, the Monumentals had transferred to Lancaster; and by the end of one year, the new league was done.

Although both the American and National Associations have come to be regarded as major league by baseball historians, Baltimore stepped up a notch further when it joined the National League in 1892. Spearheaded by the skilled batting of Dan Brouthers, Joe Kelley and Willie Keeler, and the scrappy play of Hughie Jennings and John McGraw, the Orioles of the 1890s played an aggressive, fire-breathing kind of baseball never seen before. Under the direction of the innovative Ned Hanlon, the Orioles won three consecutive National League pennants from 1894 to 1896.

In spite of their success, Baltimore's National League franchise lasted for only eight seasons, folding after the 1899 campaign. Within two years, Baltimore baseball found a new home—in the upstart American League. Once again adopting the nickname Orioles, the franchise played for two seasons before relocating to New York. First playing as the Highlanders, the former Baltimore club eventually became the New York Yankees.

The transfer of the franchise to New York left Baltimore without a major league team until 1914. The Baltimore Terrapins, named for the varieties of edible turtles common to the state of Maryland, entered the newly-formed Federal League that season. Alas, the league, and its franchises, lasted just the one year. Baltimore would not enjoy major league baseball for another four decades.

Yet, professional baseball did not completely abandon Baltimore. Minor league entries, still playing under the popular name of Orioles, thrived in the Eastern League (1903-11) and the International League (1912-53). During the early years of Baltimore's existence in the International League, a young left-handed pitcher named Babe Ruth starred for the team. Ruth split the 1914 season between Baltimore and Providence, winning a combined 22 games and losing only nine.

From the 1920s through the 1940s, area baseball fans also enjoyed the exploits of the city's two Negro League teams, the Black Sox and Elite Giants. Second baseman James "Junior" Gilliam and Hall of Fame catcher Roy Campanella played two different stints for the Elite Giants—on their way to major league careers with the Brooklyn Dodgers' "Boys of Summer."

In September of 1953, Bill Veeck's financial problems helped Baltimore land another major league team. Veeck sold his American League franchise, the St. Louis Browns, to a Baltimore-based syndicate headed by Mayor Tommy D' Alesandro and attorney Clarence Miles. Playing in the renovated Memorial Stadium, the new Orioles made their return to the American League in 1954.

In the late 1950s, the Orioles' farm system began to produce a bevy of talent, led by future Hall of Famer Brooks Robinson. With a young nucleus in place, the Orioles sought veteran assistance to complete their championship puzzle. After the 1965 season, the Orioles made arguably the greatest trade in franchise history, acquiring former All-Star outfielder Frank Robinson from the Cincinnati Reds. Led by Robinson's Triple Crown season, the slugging of young first baseman Boog Powell, and the terrific bullpen combination of Moe Drabowsky, Eddie Fisher and Stu Miller, the 1966 Orioles won the first World Series in the franchise's history.

The Orioles returned to American League dominance three years later, with Hall of Fame manager Earl Weaver now leading the charge. Pitching, three-run homers, and outstanding defensive play stamped Weaver's Orioles as winners. From 1969 to 1971, the O's captured three American League East titles, a trio of AL pennants, and the 1970 World Series, where Brooks Robinson compiled a highlight reel's worth of defensive brilliance. After some lean years in the middle of the decade, the Orioles returned to glory in 1979, when they extended the Pittsburgh Pirates to seven games before losing the World Series. Four years later, with a new generation of stars headed up Eddie Murray and Cal Ripken, Jr., the Orioles won their third world championship—four games to one against the Philadelphia Phillies.

The endurance and excellence of Ripken served as a hallmark for much of the 1980s and 90s, culminating in the breaking of a baseball legend's record. On the night of September 6, 1995, Ripken played in his 2,131<sup>st</sup> consecutive game, eclipsing the mark of Hall of Famer Lou Gehrig. The 1990s also saw the Orioles move into a new era, as they departed Memorial Stadium for a ballpark considered a state-of-the-art model for all new stadium projects—Oriole Park at Camden Yards.

Bruce Markusen

Senior Researcher, National Baseball Hall of Fame

## ORIOLES RETIRED NUMBERS

### EARL WEAVER—4

Inducted into the Baseball Hall of Fame at Cooperstown in August 1996, Earl ranks 18th in victories among 20th century managers. His .583 winning percentage (1,480-1,060) over 17 seasons—all in Baltimore—ranks 5th on the all-time list of those who managed 10 or more seasons exclusively in this century.

Earl was a minor league 2nd baseman for 13 years, mostly in his hometown St. Louis Cardinals organization. He began his managing career in the minors in 1956 and joined the Orioles organization a year later. He came up to the Orioles as 1st base coach in 1968 and was named manager on July 11 of that year. From 1969 through 1982, he won 6 A.L. East titles, 4 A.L. pennants and 1 World Series, beating the Cincinnati Reds in 1970. Earl's Orioles won 100 games or more 5 times, and he earned Manager of the Year honors 3 times.

He retired following the 1982 season, which ended 1-game shy of another A.L. East title when the Orioles lost to the Milwaukee Brewers on the final day of the season. He came back to manage in mid-1985 for 1 1/2 years before retiring for good. The only time in his year 17 seasons as manager that he posted a losing record was his last, in 1986.

Earl and his wife, Marianna, live in Hialeah, FL. He has a son and 2 daughters from a previous marriage as well as a stepdaughter.

MANAGERIAL RECORD		W	L	PCT	POS
1956	Knoxville	10	24	.294	8th
1957	Fitzgerald	65	74	.468	4th
1958	Dublin	72	56	.563	3rd
1959	Aberdeen	69	55	.556	2nd
1960	Fox Cities	82	56	.594	1st
1961	Fox Cities	67	62	.519	4th
1962	Elmira	72	68	.514	2nd
1963	Elmira	76	64	.543	2nd
1964	Elmira	82	58	.586	1st
1965	Elmira	83	55	.601	2nd
1966	Rochester	83	64	.565	1st
1967	Rochester	80	61	.567	2nd
1968	BALTIMORE	48	34	.585	2nd
1969	BALTIMORE	109	53	.673	1st
1970	BALTIMORE	108	54	.667	1st
1971	BALTIMORE	101	57	.639	1st
1972	BALTIMORE	80	74	.519	3rd
1973	BALTIMORE	97	65	.599	1st
1974	BALTIMORE	91	71	.562	1st
1975	BALTIMORE	90	69	.566	2nd
1976	BALTIMORE	88	74	.543	2nd
1977	BALTIMORE	97	64	.602	2nd-T
1978	BALTIMORE	90	71	.559	4th
1979	BALTIMORE	102	57	.642	1st
1980	BALTIMORE	100	62	.617	2nd
1981	BALTIMORE	59	46	.562	2nd
1982	BALTIMORE	94	68	.580	2nd
1985	BALTIMORE	53	52	.505	4th
1986	BALTIMORE	73	89	.451	7th
Minor League Totals		769	641	.545	
ML Totals		1480	1060	.583	

PLAYING RECORD	AVG	G	AB	R	H	2B	3B	HR	RBI
1948 West Frankfort	.268	120	447	96	120	20	4	2	49
1949 St. Joseph	.282	138	500	80	141	22	4	2	101
1950 Winston-Salem	.276	127	439	57	121	20	0	3	60
1951 HOUSTON	.233	13	43	9	10	4	0	0	2
Omaha	.279	142	506	81	141	35	2	0	52
1952 HOUSTON	.219	57	201	24	44	7	1	2	21
Omaha	.278	97	353	63	98	15	0	0	34
1953 Omaha	.243	141	478	57	116	16	0	3	47
1954 Denver	.283	143	541	124	153	30	2	6	59
1955 New Orleans	.278	119	392	77	109	19	2	6	69
1956 Mont-Knox	.237	113	417	47	99	10	3	4	22
New Orleans	.228	26	101	11	23	4	0	0	8
1957 Fitzgerald	.288	112	354	70	102	15	3	6	38
1958 Dublin	.294	37	85	27	25	6	0	4	21
1959 Aberdeen	.200	13	35	8	7	2	0	0	3
1960 Fox Cities	.233	28	30	3	7	1	0	0	4
1965 Elmira	.000	1	0	0	0	0	0	0	0
Totals	.267	1427	4922	834	1316	226	21	38	590

## BROOKS ROBINSON—5

"Mr. Oriole" spent 23 seasons with the Orioles and started 20 consecutive opening day games. He won the A.L. Most Valuable Player Award in 1964 and shares the record (with former pitcher Jim Kaat) for most Gold Gloves with 16. His election to baseball's Hall of Fame (his 1st year of eligibility in 1983) was cemented with his performance against the Cincinnati Reds in the 1970 World Series, when he was named MVP and earned the nickname "Hoover" (as in vacuum cleaners) for his play in the field.

Brooks played in 18 All-Star games and is the Orioles' all-time leader in games, at bats, hits, and triples, and is second in runs, doubles, total bases, RBI and extra base hits. In addition to his A.L. MVP Award in '64 and his World Series MVP Award in '70, he was the All-Star Game MVP in 1966 and was voted the Most Valuable Oriole in '60, '62, '64 and co-winner in '71 with Frank Robinson. He also earned the Commissioner's Trophy (now the Roberto Clement Award) for exemplifying the game of baseball in 1972 and the Joe Cronin Award for significant achievement by an A.L. player in 1977.

Brooks holds 10 major league fielding records and 3 American League records for third basemen, including highest lifetime fielding percentage (.971). He is 10th on the all-time list of games played, 3rd in the A.L. and 4th in games played with one franchise.

A native of Little Rock, AR, Brooks and his wife, Connie, have four children. They split their time living in the northern Baltimore suburbs and in Southern California.

YEAR CLUB	AVG	G	AB	R	H	2B	3B	HR	RBI	BB	SO	SB	CS	HP
1955 York—1	.331	95	354	72	117	17	3	11	67	47	64	1	-	6
Baltimore	.091	6	22	0	2	0	0	0	1	0	10	0	0	0
1956 San Antonio	.272	154	577	72	157	28	6	9	74	54	57	1	2	4
Baltimore	.227	15	44	5	10	4	0	1	1	1	5	0	0	0
1957 Baltimore	.239	50	117	13	28	6	1	2	14	7	10	1	0	1
San Antonio	.266	33	124	10	33	5	1	1	9	5	16	0	1	0
1958 Baltimore	.238	145	463	31	110	16	3	3	32	31	51	1	2	5
1959 Baltimore	.284	88	313	29	89	15	2	4	24	17	37	2	2	2
Vancouver	.331	42	163	20	54	9	2	6	30	6	14	2	1	0
1960 Baltimore	.294	152	595	74	175	27	9	14	88	35	49	2	2	0
1961 Baltimore	.287	163	668	89	192	38	7	7	61	47	57	1	3	4
1962 Baltimore	.303	162	634	77	192	29	9	23	86	42	70	3	1	1
1963 Baltimore	.251	161	589	67	148	26	4	11	67	46	84	2	3	1
1964 Baltimore	.317	163	612	82	194	35	3	28	118	51	64	1	0	4
1965 Baltimore	.297	144	559	81	166	25	2	18	80	47	47	3	0	2
1966 Baltimore	.269	157	620	91	167	35	2	23	100	56	36	2	3	5
Baltimore	.269	158	610	88	164	25	5	22	77	54	54	1	3	4
1967 Baltimore	.253	162	608	65	154	36	6	17	75	44	55	1	1	4
1968 Baltimore	.234	156	598	73	140	21	3	23	84	56	55	2	1	3
1969 Baltimore	.276	158	606	84	168	31	4	18	94	53	53	1	1	4
1970 Baltimore	.272	156	589	67	160	21	1	20	92	63	50	0	0	3
1971 Baltimore	.250	153	556	48	139	23	2	8	64	43	45	1	0	2
1972 Baltimore	.257	155	549	53	141	17	2	9	72	55	50	2	0	3
1973 Baltimore	.288	153	553	46	159	27	0	7	59	56	47	2	0	3
1974 Baltimore	.201	144	482	50	97	15	1	6	53	44	33	0	0	1
1975 Baltimore	.211	71	218	16	46	8	2	3	11	8	24	0	0	1
1976 Baltimore	.149	24	47	3	7	2	0	1	4	4	4	0	0	0
1977 Baltimore	.267	2896	10654	1232	2848	482	68	268	1357	860	989	28	23	53
ML Totals	.267	2896	10654	1232	2848	482	68	268	1357	860	989	28	23	53
ALCS	AVG	G	AB	R	H	2B	3B	HR	RBI	BB	SO	SB	CS	HP
1969 Bal vs. Min	.500	3	14	1	7	1	0	0	0	1	0	0	0	0
1970 Bal vs. Min	.583	3	12	3	7	2	0	0	0	1	0	0	0	0
1971 Bal vs. Oak	.364	3	11	2	4	1	0	1	3	0	1	0	0	0
1973 Bal vs. Oak	.250	5	20	1	5	2	0	0	2	1	1	0	0	0
1974 Bal vs. Oak	.083	4	12	1	1	0	0	1	1	1	0	0	0	0
LCS Totals	.348	18	69	8	24	6	0	2	7	2	3	0	0	0
World Series	AVG	G	AB	R	H	2B	3B	HR	RBI	BB	SO	SB	CS	HP
1966 Bal vs. L.A.	.214	4	14	2	3	0	0	1	1	1	1	0	0	0
1969 Bal vs. N.Y.	.053	5	19	0	1	0	0	0	2	0	3	0	0	0
1970 Bal vs. Cin	.429	5	21	5	9	2	0	2	6	0	2	0	0	0
1971 Bal vs. Pit	.318	7	22	2	7	0	0	0	5	3	1	0	0	0
W.S. Totals	.263	21	76	9	20	2	0	3	14	4	6	0	0	0
All-Star	AVG	G	AB	R	H	2B	3B	HR	RBI	BB	SO	SB	CS	HP
1960-74	.289	18	45	5	13	0	3	1	5	2	4	0	0	1



## FRANK ROBINSON—20

Frank's achievements during his 21 seasons as a player rank him among the top players of all-time in 10 categories. He hit 586 home runs, 4th on the all-time list.

The trade that brought Frank from Cincinnati to Baltimore turned the Orioles from contenders to World Champions in 1966. He won the Triple Crown (.316 average, 49 homers, 122 RBI) and was both the A.L. and World Series MVP in his 1st season with the Orioles. In all, the Orioles went to the World Series 4 times in his 6 seasons as a player with them. When he was traded to the Dodgers after the '71 season, he became the 1st to have his number retired by the Orioles.

Frank was N.L. Rookie of the Year with the Reds in 1956 and is the only player to win MVP honors in both leagues ('61 N.L., '66 A.L.). He played in 11 All-Star games and was MVP of the 1971 classic. While still an active player, he became the first black manager in major league history with the Cleveland Indians in 1975. He later managed the San Francisco Giants and the Orioles. He spent 19 seasons with the Orioles as a player, coach ('79-'80 and '85-'87), manager ('88-'91) and assistant general manager ('91-'95).

Elected to baseball's Hall of Fame the 1st year he was eligible in 1982, Frank serves as a special assistant in the commissioner's office and is in charge of the Arizona Fall League. He lives with his wife, Barbara, in Bel Air, CA. They have two children.

YEAR	CLUB	AVG	G	AB	R	H	2B	3B	HR	RBI	BB	SO	SB	CS	HP
1953	Ogden	.348	72	270	70	94	20	6	17	83	53	69	3	-	10
1954	Tulsa	.267	8	30	4	8	0	0	0	1	-	-	-	-	-
	Columbia	.336	132	491	112	165	32	9	25	110	88	65	6	-	5
1955	Columbia	.263	80	243	50	64	15	7	12	52	41	44	3	-	6
1956	Cincinnati	.290	152	572	122	166	27	6	38	83	64	95	8	4	20
1957	Cincinnati	.322	150	611	97	197	29	5	29	75	44	92	10	2	12
1958	Cincinnati	.269	148	554	90	149	25	6	31	83	62	80	10	1	7
1959	Cincinnati	.311	146	540	106	168	31	4	36	125	69	93	18	8	8
1960	Cincinnati	.297	139	464	86	138	33	6	31	83	82	67	13	6	9
1961	Cincinnati	.323	153	545	117	176	32	7	37	124	71	64	22	3	10
1962	Cincinnati	.342	162	609	134	208	51	2	39	136	76	62	18	9	11
1963	Cincinnati	.259	140	482	79	125	19	3	21	91	81	69	26	10	14
1964	Cincinnati	.306	156	568	103	174	38	6	29	96	79	67	23	5	9
1965	Cincinnati	.296	156	582	109	172	33	5	33	113	70	100	13	9	18
1966	Baltimore	.316	155	576	122	182	34	2	49	122	87	90	8	5	10
1967	Baltimore	.311	129	479	83	149	23	7	30	94	71	84	2	3	7
1968	Baltimore	.268	130	421	69	113	27	1	15	52	73	84	11	2	12
1969	Baltimore	.308	148	539	111	166	19	5	32	100	88	62	9	3	13
1970	Baltimore	.306	132	471	88	144	24	1	25	78	69	70	1	1	7
1971	Baltimore	.281	133	455	82	128	16	2	28	99	72	62	3	0	9
1972	LA	.251	103	342	41	86	6	1	19	59	55	76	2	3	2
1973	California	.266	147	534	85	142	29	0	30	97	82	93	1	1	10
1974	Cal-Cle	.245	144	477	81	117	27	3	22	68	85	95	5	2	10
1975	Cleveland	.237	49	118	19	28	5	0	9	24	29	15	0	0	0
1976	Cleveland	.224	36	67	5	15	0	0	3	10	11	12	0	0	0
AL Totals		.286	1203	4137	745	1184	204	21	243	744	667	687	40	19	78
NL Totals		.300	1605	5869	1084	1759	324	51	343	1068	753	865	163	58	120
ML Totals		.294	2808	10006	1829	2943	528	72	586	1812	1420	1532	203	77	198

ALCS		AVG	G	AB	R	H	2B	3B	HR	RBI	BB	SO	SB	CS	HP
1969	Bal vs. Min	.333	3	12	1	4	2	0	1	2	3	3	0	0	0
1970	Bal vs. Min	.200	3	10	3	2	0	0	1	2	5	2	0	0	0
1971	Bal vs. Oak	.083	3	12	2	1	1	0	0	1	1	4	0	0	0
ALCS Totals		.206	9	34	6	7	3	0	2	5	9	9	0	0	0

WORLD SERIES	AVG	G	AB	R	H	2B	3B	HR	RBI	BB	SO	SB	CS	HP
1961 Cin vs. NY	.200	5	15	3	3	2	0	1	4	5	3	0	0	1
1966 Bal vs. LA	.286	4	14	4	4	0	1	2	3	2	3	0	0	0
1969 Bal vs. NY	.188	5	16	2	3	0	0	1	1	4	3	0	0	0
1970 Bal vs. Cin	.273	5	22	5	6	0	0	2	4	0	5	0	0	0
1971 Bal vs. Pitt	.280	7	25	5	7	0	0	2	2	1	8	0	0	1
WS Totals	.250	26	92	19	23	2	1	8	14	12	22	0	0	2

ALL STAR	AVG	G	AB	R	H	2B	3B	HR	RBI	BB	SO	SB	CS	HP
1956-1974	.250	11	24	2	6	0	0	2	3					

## OK, SO WE REPEATED IT...

The Orioles drew more than 3 million fans and finished below .500 for the second time in history in 1998. The Los Angeles Dodgers are the only other franchise to do that, and they also did it twice. The '98 Orioles drew 3,685,194 fans for 81 home dates while finishing with a 79-83 record. The Orioles went 71-73 and drew 3,098,475 in only 72 home dates in 1995. The 1984 Dodgers (79-83) drew 3,134,824 fans and the 1986 Dodgers (73-89) drew 3,023,208 fans.

## JIM PALMER—22

The greatest pitcher in Orioles history, Jim won 268 games in a 19-year career, all of it with Baltimore. He won 3 Cy Young Awards in a 4-year span ('73, '75, '76) and his 2.86 ERA is 4th on the all-time list among pitchers with 3,000 or more innings pitched.

Jim won 20 games in a season 8 times, one of only 6 who pitched exclusively in the 20th century to do that. He put that string together in a 9-year stretch, 1970-78, during which he went 176-97 with a 2.54 ERA.

In 1966, at age 20, he became the youngest pitcher ever to throw a World Series shutout, and in 1983 he became the only hurler to have won a World Series game in each of 3 decades. He was the winning pitcher in the Orioles 1st 4 pennant-clinching games and was 8-3 in 17 post-season appearances. He was a 6-time All-Star and was the A.L.'s starting pitcher 4 times.

Jim was elected to baseball's Hall of Fame on the 1st ballot in January, 1990. He is in his 6th season as an analyst and play-by-play broadcaster for Home Team Sports, the Orioles' cable broadcast partner, and has also worked for ABC-TV and ESPN.

Jim and his wife, Joni, live in the Northern Baltimore County suburb of Brooklandville. He has 2 daughters, Jamie Michelle and Kelly Christina.

YEAR	CLUB	W	L	ERA	G	GS	CG	SHO	SV	IP	H	R	ER	BB	SO
1964	Aberdeen	11	3	2.51	19	19	9	4	-	129	75	42	36	130	107
1965	Baltimore	5	4	3.72	27	6	0	0	-	92	75	49	38	56	76
1966	Baltimore	15	10	3.46	30	30	6	0	-	208.1	176	83	80	91	147
1967	Baltimore	3	1	2.94	9	9	2	1	-	49	34	18	16	20	23
	Rochester	0	0	11.57	2	2	0	0	-	7	12	9	9	5	6
	Miami	1	1	2.00	5	5	0	0	-	27	20	6	6	10	16
1968	Elmira	0	2	4.32	6	6	0	0	-	25	18	13	12	19	26
	Rochester	0	0	13.50	2	2	0	0	-	4	4	6	6	8	6
	Miami	0	0	0.00	2	2	0	0	-	8	4	2	0	9	5
1969	Baltimore	16	4	2.34	26	23	11	6	0	181	131	48	47	64	123
1970	Baltimore	20	10	2.71	39	39	17	5	0	305	263	98	92	100	199
1971	Baltimore	20	9	2.68	37	37	20	3	0	282	231	94	84	106	184
1972	Baltimore	21	10	2.07	36	36	18	3	0	274.1	219	73	63	70	184
1973	Baltimore	22	9	2.40	38	37	19	6	1	296	225	86	79	113	158
1974	Baltimore	7	12	3.27	26	26	5	2	0	179	176	78	65	69	84
1975	Baltimore	23	11	2.09	39	38	25	10	1	323	253	87	75	80	193
1976	Baltimore	22	13	2.51	40	40	23	6	0	315	255	101	88	84	159
1977	Baltimore	20	11	2.91	39	39	22	3	0	319	263	106	103	99	193
1978	Baltimore	21	12	2.46	38	38	19	6	0	296	246	94	81	97	138
1979	Baltimore	10	6	3.29	23	22	7	0	0	156	144	66	57	43	67
1980	Baltimore	16	10	3.98	34	33	4	0	0	224	238	108	99	74	109
1981	Baltimore	7	8	3.75	22	22	5	0	0	127	117	60	53	46	35
1982	Baltimore	15	5	3.13	36	32	8	2	1	227	195	85	79	63	103
1983	Baltimore	5	4	4.23	14	11	0	0	0	76.2	86	42	36	19	34
	Hagerstown	2	0	3.46	2	2	0	0	0	13	13	6	5	2	11
1984	Baltimore	0	3	9.17	5	3	0	0	0	17.2	22	19	18	17	4
ML Totals		268	152	2.86	558	521	211	53	3	3948	3349	1395	1253	1311	2212

ALCS		W	L	ERA	G	GS	CGSHO	SV	IP	H	R	ER	BB	SO	
1969	Bal vs. Min	1	0	2.00	1	1	1	0	0	9	10	2	2	2	4
1970	Bal vs. Min	1	0	1.00	1	1	1	0	0	9	7	1	1	3	12
1971	Bal vs. Oak	1	0	3.00	1	1	1	0	0	9	7	3	3	3	8
1973	Bal vs. Oak	1	0	1.84	3	2	1	1	0	14.2	11	3	3	8	15
1974	Bal vs. Oak	0	1	1.00	1	1	1	0	0	9	4	1	1	1	4
1979	Bal vs. Cal	0	0	3.00	1	1	0	0	0	9	7	3	3	2	3
1983	Bal vs. Chi	(did not pitch; appeared in 1 game as pinch runner)													
ALCS Totals		4	1	1.96	8	7	5	1	0	59.2	46	13	13	19	46

WORLD SERIES	W	L	ERA	G	GS	CG	SHO	SV	IP	H	R	ER	BB	SO
1966 Bal vs. LA	1	0	0.00	1	1	1	1	0	9	4	0	0	3	6
1969 Bal vs. NY	0	1	6.00	1	1	0	0	0	6	5	4	4	4	5
1970 Bal vs. Cin	1	0	4.60	2	2	0	0	0	15.2	11	8	8	9	9
1971 Bal vs. Pit	1	0	2.65	2	2	0	0	0	17	15	5	5	9	15
1979 Bal vs. Pit	0	1	3.60	2	2	0	0	0	15	18	6	6	5	8
1983 Bal vs. Pha	1	0	0.00	1	0	0	0	0	2	2	0	0	1	1
WS Totals	4	2	3.20	9	8	1	1	0	64.2	55	23	23	31	44


ALL STAR	W	L	ERA	G	GS	CG	SHO	SV	IP	H	R	ER	BB	S
1970-1978	0	1	5.27	5	4	0	0	0	13.2	11	8	8	7	1

## EDDIE MURRAY—33

Eddie's biography and playing record can be found on page 25.

## NOTES

# ORIOLE PARK AT CAMDEN YARDS



Harold Baines signs autograph for a fan during Fan Appreciation Week

Oriole Park



## ORIOLE PARK AT CAMDEN YARDS

### THE HISTORY

Oriole Park at Camden Yards, the beautiful baseball-only facility in downtown Baltimore, became the official home of the Orioles on April 6, 1992. The construction of the park was completed in essentially 33 months from the time razing previous structures on the 85-acre parcel began June 28, 1989 in the area known as Camden Yards.

The one-time railroad center is 12 minutes west by foot from the City's Inner Harbor and only 2 blocks from the birthplace of baseball's most legendary hero, George Herman "Babe" Ruth. Ruth's father operated Ruth's Cafe on the ground floor of the family residence located at Conway Street & Little Poca, now center field at Oriole Park. The ballpark seats 48,876 (including standing room) and the project cost was approximately \$110 million. It was designed by the Kansas City architectural firm of Helmuth, Obata & Kassabaum (HOK) with direction and input from the Orioles and the State of Maryland, which owns and operates the facility through its agency, the Maryland Stadium Authority (MSA).

Working under contract to HOK were the urban design firm of RTKL, the landscape architecture firm of Wallace, Roberts and Todd, and the engineering firms of Bliss and Nyitray: Rummel, Klepper and Kahl: and Kidde Consultants, Inc. Working under contract to the Orioles were the interior design firm of Forte Design and the graphic design firm of David Ashton and Associates.

Oriole Park is state-of-the-art yet unique, traditional and intimate in design. It blends with the urban context of downtown Baltimore while taking its image from baseball parks built in the early 20th century. Steel, rather than concrete trusses, an arched brick facade, a sun roof over the gentle slope of the upper deck, an asymmetrical playing field, and natural grass turf are just some of the features that tie it to those magnificent big league ballparks built in the early 1900's. Ebbets Field (Brooklyn), Shibe Park (Philadelphia), Fenway Park (Boston), Crosley Field (Cincinnati), Forbes Field (Pittsburgh), Wrigley Field (Chicago), and The Polo Grounds (New York) were among the ballparks that served as powerful influences in the design of Oriole Park.

### THE PLAYING FIELD

The field is 16' below street level and is made up of Prescription Athletic Turf (PAT), a sophisticated irrigation and drainage system below a natural grass turf. It is designed to reduce the frequency of rainouts while shortening the length of baseball's most exasperating feature, the rain delay. The PAT system makes it possible to get the field ready for play within half an hour after the end of a heavy rain storm. It automatically removes as many as 75,000 gallons of rainwater from the field in an hour.

The park's deepest point is left of dead center (410') just as Fenway Park's (420') is to the right of the center line. Though it is 15 feet shorter from home plate to the right field corner than down the left field line, that difference is compensated by a 25' high wall which extends 100' from the right field line toward center. The fence in the rest of the park is only 7' high.

### THE WAREHOUSE

Located beyond right field, the B&O Warehouse is 432 feet from home plate. Built between 1898-1905, the warehouse is the longest building on the East Coast at 1016' (but only 51' wide). It has been preserved and now provides unique office space for the Orioles as well as home for the banquet facilities, the ballpark's central kitchen and space for ballpark operations. The Orioles' main ticket office operates out of the north end of the Warehouse.

Four public facilities- a souvenir shop (The Official Orioles Team Store, open daily), a cafeteria (Pastimes), a bar/lounge (Bambino's) and Gallery E at the Warehouse, a sports-themed art gallery opened this winter- are located on the ground floor of the warehouse and on the 8th floor is the exclusive members-only Camden Club. The ballpark and warehouse are separated by a 60' wide promenade, an extension of Eutaw Street.

Open daily, Eutaw St. is home to plaques dedicated to members of the Orioles Hall of Fame, the Mid-Atlantic Baseball Scouts Hall of Fame and the Maryland Athletic Hall of Fame, as well as monuments to the players whose numbers have been retired by the Orioles. Ballpark tours depart regularly from the Baseball Store on Eutaw St.

354

### SCOREBOARDS

There are 2 major electronic information centers in the ballpark to enhance enjoyment of the game. Two big boards are located on the main scoreboard in center field: The Sony JumboTRON video board (22'9" by 31'4") and an equally innovative incandescent lamp matrix game in progress board (24' 1/2" by 78' 1/2") built by Daktronics, Inc. (Brookings, SD) which is located on top of the JumboTRON.

Mounted on top of the 2 boards is a large double-faced clock built in Maryland by Triangle Signs that can be read from both inside the ballpark and in downtown Baltimore. That main scoreboard system also supports 2 weathervane Oriole birds to show players and fans alike the direction of wind flow.

Embedded in the tall right field wall is another electronic board (also built by Daktronics) that provides a good-ole-days feature missing from most current major league ballparks- continuously posted out-of-town scores. It accommodates 16 games at one time posting up-to-the-minute scores via a direct connection with SportsTicker the computerized service that tracks all big league games inning-by-inning. Above the out-of-town board are flag poles which sport the pennants of each American League team in order of their daily standings in each division. There are additionally 3 auxiliary boards for the convenience of those who do not face the 2 big boards in center field.

### SEATING

Every aisle seat in the park bears an extra feature: a reproduction of the 100-year old logo used by the Baltimore Orioles of the 1890's, a National League team that won consecutive pennants in 1894-95-96.

The lower deck comprises some 18,000 box seats between the foul poles. Behind the lower boxes are some 6,800 terrace box seats. Seats in the lower stand are generally closer to the field. From the front row of seats to first and 3rd bases, for example, the distance is 45'. From home plate to the screen measures 57'.

The Mezzanine or Club Level, stretches from the right field foul pole ground to left-center field and is accessible by escalators, elevators, stairs, and ramps. There is waiter service available at the seats and behind the seating area on the club level concourse is a climate controlled lounge with private dining and bar areas plus many other amenities including the Diamond Club restaurant.

At Club Level also are 72 luxury suites each containing 10 to 14 seats. These suites can be leased on a yearly basis from \$75,000 to \$175,000. In addition, there are a number of suites that are available for rent on an individual game basis, several which hold 10-18 people, and 3 larger party suites which can accommodate groups of up to 60 people.

The Upper Deck contains 25 rows of seats (the first 12 are boxes, the last 13 reserved seats) and has a gentle slope of 31 degrees (Memorial Stadium, like many parks, was 33 degrees). A sun roof was constructed to cover half of the upper deck seating area.

Some 1850 bleacher seats, among the most popular in the park, are located in right-center field. There are also 275 standing room only locations that go on sale 2 hours before game time. These areas are found on the right field flag court and just above the visitor's bullpen in left field.

More than 400 seats are available to fans with disabilities in the equal access areas (EA) which are located throughout the ballpark.

### ACCESSIBILITY/PARKING

It is easily reached via rail, bus and subway lines as well as 4 major highways (I-95, I-83, I-70 and the Baltimore-Washington Parkway). The MARC train and light rail trains both have stops directly on site. About 4,000 parking spaces are located south of the park on-site and numerous spaces are located in garages and lots in walking distance to the ballpark.

355

## IMPROVEMENTS MADE TO ORIOLE PARK

Since Oriole Park at Camden Yards opened in 1992, a number of exciting improvements have been made to help enhance our fans' experience at the ballpark...

- This past off-season an Upper Deck Fan Assistance Center was constructed in the Homeplate Elevator Lobby.

- IN a project that will last into the 1999 season, the Orioles offices, located in the B & O Warehouse, are undergoing major renovations in order to give the offices a warmer look.

- Davidsonville, MD based Homestead Gardens entered into a partnership with the Orioles to help beautify Oriole Park and its surrounding grounds with flowers and plants.

- During the '97 & '98 off-seasons, the Club Level and Suites underwent a complete refurbishing that included new furniture, wallpaper, and carpeting.

- On Eutaw Street, brass baseball plates were embedded into the sidewalk marking the spots where home runs cleared the right field fence wall. These plates contain the home run hitter's name, his team's logo, the distance the ball traveled, and the date the home run was hit.

- The Orioles Hall of Fame is located at the north end of the warehouse on the wall at the base of the scoreboard...The wall holds plaques, similar in appearance to those enshrined in Cooperstown...The plaques feature the Hall of Famer's likeness and a brief description of his accomplishments.

- Orioles retired numbers...erected at the north end of the warehouse in front of the Orioles ticket windows...These 4-foot monuments honor Frank Robinson, Earl Weaver, Jim Palmer, Brooks Robinson and Eddie Murray.

- Also noteworthy, 1993 marked the first time smoking at Orioles home games was designated to specific areas...Smoking was banned from the seating bowl, but permitted on the concourses on all levels.

- The Maryland Athletic Hall of Fame, located at the south end of Eutaw Street...This display honors native Marylanders representing 27 different sports...Plaques have been mounted on Eutaw Street in honor of these selected athletes...The selection committee is comprised of 12 Marylanders with extensive sports backgrounds.

- As a tribute to baseball scouts over the years, the Mid-Atlantic Scouts Hall of Fame plaques were mounted on Eutaw Street.

- In honor of Cal's historic homer the Orioles have marked where the ball has landed...On July 15, 1993 at Oriole Park, Cal Ripken hit his 278th homer, most ever hit by a major league shortstop, surpassing Ernie Banks's previous major league record of 277...Cal's home run was hit off then Minnesota's Scott Erickson in the 6th inning of the Orioles 5-3 win...The home run landed in the left field lower obx seats and a red seat marks the spot.

- In honor of Eddie Murray's 500th career home run, the Orioles have marked where the ball landed...On September 6, 1996 Eddie went deep off Detroit's Felipe Lira to become the 15th member of the 500 HR Club...The ball landed in the right field bleachers and a special seat marks the spot.

## ORIOLE PARK AT CAMDEN YARDS GROUND RULES

- 1.) Foul poles with screens attached are outside of playing field.
- 2.) Thrown or fairly batted ball that remains behind or under the canvas or canvas holder: 2 bases. Ball rebounding in playing field: In play.
- 3.) Ball striking surfaces, pillars or facings surrounding the dugout: In dugout.
- 4.) Ball striking railings around photographer's booths: In play.
- 5.) Fair bounding ball striking railings above cement wall down right field line: Out of play.
- 6.) Fly ball hitting the grounds crew shed roof in right field and bouncing back into play: Home Run.

## PRE-GAME WORKOUT SCHEDULE AT ORIOLE PARK

<b>1:05 PM Start</b>			<b>4:05 PM Start</b>		
In Uniform	10:20		In Uniform	1:20	
Orioles Batting	10:35 -	11:45	Orioles Batting	1:35 -	2:45
Visitors Batting	11:45 -	12:25	Visitors Batting	2:45 -	3:25
Orioles Infield	12:25 -	12:35	Orioles Infield	3:25 -	3:35
Visitors Infield	12:35 -	12:45	Visitors Infield	3:35 -	3:45
Ground Crew	12:45		Ground Crew	3:45	
<b>1:15 PM Start</b>			<b>7:05 PM Start</b>		
In Uniform	10:30		In Uniform	4:20	
Orioles Batting	10:45 -	11:55	Orioles Batting	4:35 -	5:45
Visitors Batting	11:55 -	12:35	Visitors Batting	5:45 -	6:25
Orioles Infield	12:35 -	12:45	Orioles Infield	6:25 -	6:35
Visitors Infield	12:45 -	12:55	Visitors Infield	6:35 -	6:45
Ground Crew	12:55		Ground Crew	6:45	
<b>1:35 PM Start</b>			<b>7:35 PM Start</b>		
In Uniform	10:50		In Uniform	4:50	
Orioles Batting	11:05 -	12:15	Orioles Batting	5:05 -	6:15
Visitors Batting	12:15 -	12:55	Visitors Batting	6:15 -	6:55
Orioles Infield	12:55 -	1:05	Orioles Infield	6:55 -	7:05
Visitors Infield	1:05 -	1:15	Visitors Infield	7:05 -	7:15
Ground Crew	1:15		Ground Crew	7:15	
<b>3:05 PM Start</b>			<b>8:05 PM Start</b>		
In Uniform	12:20		In Uniform	5:20	
Orioles Batting	12:35 -	1:45	Orioles Batting	5:35 -	6:45
Visitors Batting	1:45 -	2:25	Visitors Batting	6:45 -	7:25
Orioles Infield	2:25 -	2:35	Orioles Infield	7:25 -	7:35
Visitors Infield	2:35 -	2:45	Visitors Infield	7:35 -	7:45
Ground Crew	2:45		Ground Crew	7:45	

## GALLERY E AT THE WAREHOUSE

Gallery E, a 5,800 square foot Sports Art Gallery, was established this past off-season and features works from both local and national artists including LeRoy Neiman, Stephen Holland and Norman Rockwell. The Orioles have joined Dodger Stadium and The Ballpark in Arlington in opening sports-themed art galleries. The gallery will also feature original paintings, sculptures, limited edition prints and posters representing a wide range of sports including baseball, fishing, horse racing and golf. For more information, call (410) 547-6220.



### Gallery E at the Warehouse

349 West Camden Street

Hours: Monday thru Friday 10-6...Saturday 10-5...Sunday 11-5

## BALLPARK TOURS

Fans continue to flock to Camden Yards even when they Orioles aren't playing. Since Oriole Park at Camden Yards opened in 1992, more than 350,000 people have toured the nation's most talked about ballpark. Last year, 69,238 people took the tour, which includes behind the scenes looks at the club level suites, press box, scoreboard control room and dugouts. Public tours of Oriole Park and the grounds are given daily throughout the year except when the Orioles play an afternoon game at home. Tour tickets are sold on the day of tours and are available on a first-come, first-served basis at the Orioles Box Office, located at the north end of the B&O Warehouse. For tour schedule, prices and private group tour information, call 410-547-6234.



# ORIOLES ATTENDANCE INFORMATION

## ANNUAL ATTENDANCE FIGURES, 1954-1998

YEAR	AT HOME			ON THE ROAD			YEAR
	ATTENDANCE	DATES	AVG/DATE	ATTENDANCE	DATES	AVG/DATE	
1998\$	3,685,194	81	45,496	2,247,460	81	27,746	1998
1997\$	3,711,132	81	45,816	2,289,102	81	28,261	1997
1996\$	3,646,950	81	45,024	2,167,563	79	27,437	1996
1995\$	3,098,475	72	43,034	1,750,902	72	24,318	1995
1994*	2,535,359	54	46,951	1,664,767	57	29,206	1994
1993	3,644,965	80	45,562	2,192,041	81	27,062	1993
1992	3,567,819	80	44,598	2,188,437	81	27,018	1992
1991	2,552,753	79	32,313	2,129,408	80	26,615	1991
1990	2,415,189	79	30,572	2,034,936	79	25,759	1990
1989	2,535,208	78	32,503	2,041,702	81	25,206	1989
1988	1,660,738	74	22,442	1,879,950	81	23,209	1988
1987	1,835,692	78	23,535	1,880,689	80	23,508	1987
1986	1,973,176	79	24,977	1,737,994	80	21,725	1986
1985	2,132,387	80	26,655	1,657,415	76	21,808	1985
1984	2,045,784	76	26,918	1,759,964	81	21,728	1984
1983	2,042,071	77	26,520	1,854,401	77	24,083	1983
1982	1,613,031	74	21,798	1,622,107	80	20,276	1982
1981*	1,024,247	53	19,325	954,002	46	20,739	1981
1980	1,797,438	80	22,468	1,608,616	77	20,891	1980
1979	1,681,009	72	23,347	1,598,750	76	21,036	1979
1978	1,051,724	73	14,407	1,495,193	78	19,169	1978
1977	1,195,769	77	15,529	1,409,544	72	19,577	1977
1976	1,058,609	74	14,306	1,307,920	74	17,675	1976
1975	1,002,157	68	14,738	1,163,631	74	15,725	1975
1974	962,572	74	13,008	1,286,501	75	17,153	1974
1973	958,667	72	13,329	1,185,247	75	15,803	1973
1972	899,950	69	13,042	1,243,111	74	16,799	1972
1971	1,023,037	64	15,985	1,166,471	76	15,348	1971
1970	1,057,069	75	14,094	1,312,337	78	16,825	1970
1969	1,058,168	73	14,495	1,242,751	74	16,794	1969
1968	943,977	71	13,295	1,266,254	76	16,661	1968
1967	955,053	64	14,923	1,145,275	74	15,477	1967
1966	1,203,366	67	17,961	1,307,246	76	17,201	1966
1965	781,649	68	11,495	930,537	73	12,747	1965
1964	1,116,215	69	16,177	1,057,173	72	14,683	1964
1963	774,343	72	10,755	928,612	71	13,079	1963
1962	790,254	72	10,976	886,544	70	12,665	1962
1961	951,089	70	13,587	1,001,302	71	14,103	1961
1960	1,187,549	71	16,730	1,151,055	69	16,682	1960
1959	891,926	64	13,936	990,449	71	13,950	1959
1958	829,991	67	12,388	660,304	69	9,570	1958
1957	1,029,581	67	15,367	739,289	66	11,201	1957
1956	901,201	67	13,539	678,073	64	10,595	1956
1955	852,039	62	13,743	648,412	56	11,579	1955
1954	1,060,910	67	15,384	614,833	64	9,607	1954
Totals	73,735,482	3,191	23,107	62,413,513	3,261	19,139	Totals

Average Annual Attendance: Home-1,638,566; Road-1,386,967

\*—Strike-shortened season; \$—Led League

## ORIOLES RECORD CROWDS

### MEMORIAL STADIUM (1954-1991) ORIOLE PARK AT CAMDEN YARDS (starting 1992)

AT HOME	ATTENDANCE	DATE	OPPONENT
Largest Crowd, MS	54,458	Oct 9, '66	Dodgers (WS, Gm 4)
Largest Crowd, Reg Sea, MS	52,395	Apr 4, '88	Brewers (Open Day)
Largest Crowd, OPCY	48,374	Oct 12, '96	Yankees (ALCS, Gm 4)
Largest Crowd, Reg Sea, OPCY	48,374	Aug 21, '98	Indians
Single Night Game	51,649	Aug 16, '80	Yankees
Day Doubleheader	51,764	Jun 10, '84	Tigers
Night Doubleheader	51,883	Oct 1, '82	Brewers
Opening Day	52,395	Apr 4, '88	Brewers
Memorial Day	47,851	May 30, '94	Tigers
July 4th	47,336	Jul 4, '94	Mariners
Labor Day	46,085	Sep 6, '93	Mariners
Smallest Crowd	655	Aug 17, '72	White Sox
Five-Date Series	*249,605	Aug 14-18, '80	Yankees
Four-Date Series	192,494	July 9-12, '98	Red Sox
Three-Date Series	150,757	Oct 1-3, '82	Brewers
Two-Date Series	95,880	May 20-21, '97	Tigers
ON THE ROAD	ATTENDANCE	DATE	OPPONENT
Largest Crowd	67,064	Oct 16, '83	Phillies (WS, Gm 5)
Largest Crowd, Reg Sea	64,540	Apr 10, '87	Indians (Open Day)
Smallest Crowd	476	Sep 19, '63	Angels (Dodger Stad)
Three-Date Series	156,458	Aug 8-10, '80	Yankee Stadium
Four-Date Series	201,983	May 6-9, '93	Blue Jays (Sky Dome)

\*Major League Record

## ATTENDANCE

The 1998 Orioles drew 3,685,194 for 81 home dates, the second highest total in franchise history and most in the American League for the fourth straight season. The total was only 25,938 fewer than attended O's games in 1997, when the club set the franchise record with 3,711,132. The Orioles have drawn five of the 16 highest single season attendance totals in major league history:

### All-Time Single Season Attendance Record

1. Colorado	4,483,350	1993	10. ORIOLES	3,711,132	1997
2. Toronto	4,057,947	1993	11. ORIOLES	3,685,194	1998
3. Toronto	4,028,318	1992	12. ORIOLES	3,646,950	1996
4. Toronto	4,001,526	1991	13. ORIOLES	3,644,965	1993
5. Colorado	3,891,014	1996	14. Los Angeles	3,608,881	1982
6. Colorado	3,888,453	1997	15. Arizona	3,602,856	1998
7. Toronto	3,885,284	1990	16. ORIOLES	3,567,819	1992
8. Atlanta	3,884,720	1993	17. Los Angeles	3,510,313	1983
9. Colorado	3,789,347	1998			

**LEAGUE LEADERS:** The Orioles have never led the A.L. in attendance until 1995, and now they've done it four straight years. The O's were one of two A.L. and seven major league teams to top the 3 million mark in 1998, finishing second in the majors to the Colorado Rockies (3,789,347) for the fourth straight season. The Orioles average of 45,496 fans per game also was second in the majors to the Rockies (46,782).

**MORE THAN 23 MILLION SOLD:** In seven seasons at Oriole Park, the O's have drawn 23,889,894 fans for 529 home dates, an average of 45,160 per game. It took until their 25th season and 1,700 dates for the Orioles to draw as many fans to their former home, Memorial Stadium, topping the Camden Yards total on July 15, 1978. Total attendance in 38 seasons (2,716 dates) at Memorial Stadium was 49,845,588.

**SELLOUTS:** The Orioles recorded 38 sellouts in 1998, and now have sold out 351 of 529 dates in seven seasons at Camden Yards (66.4%). The O's sold out a then-major league-record 65 consecutive dates from May 23, 1992 through April 20, 1993. The Cleveland Indians broke that mark in 1996.

### "QUICKEST TO" MILESTONES

3 million	66 home dates ('93, '97 & '98)
2 million	43 home dates ('94)
1 million	22 home dates ('94)

**LARGEST CROWDS, LARGEST SERIES:** The '98 Orioles drew 13 of the 14 largest single game crowds ever to watch regular season games at Oriole Park, including the top four. They also set marks for three-game and four-game series totals.

The four largest crowds ever to see a regular season game at Camden Yards came during the 1998 season, led by the 48,374 who attended the August 23 game vs. Cleveland. That helped the August 21-23 series vs. the Indians to attract the largest three-date total in park history, 144,784. The top four three-date series in Oriole Park history occurred in 1998, along with the all-time best four-date series, 192,494 for the July 9-12 set with Boston.

The Orioles have drawn 40,000 or more fans on 500 of 529 regular season dates at Oriole Park (94.5%). They have drawn 47,000 or more for 171 dates, including 38 in 1998.

Oriole Park's four largest crowds came during the 1997 post-season, topped by the 49,137 fans who attended Game 3 of the Division Series vs. Seattle. The three games vs. Cleveland in the 1997 American League Championship series are the only three other games to draw more than 49,000 fans.

**SMALLEST CROWDS:** A weekday make-up game against the Texas Rangers on June 20, 1996 drew the smallest crowd ever to attend a game at Oriole Park — 21,748. The make-up was supposed to have been played as part of a doubleheader the previous night, but rain caused the second game to be postponed. The doubleheader was necessitated when the June 17 game between the two clubs ended in a 1-1 tie when rain forced its postponement. The only three dates to draw fewer than 30,000 fans since the ballpark opened have been on week-day make-up games, including the 21,983 who attended an August 15, 1997 game against Seattle that had been cancelled the night before because of a lighting failure in the ballpark (The other date—22,564 for an April 22, 1993 make-up game vs Chicago, ending a string of 65 consecutive sellouts). There have been only seven occasions when the Orioles have drawn fewer than 35,000 at Oriole Park.

### LARGEST REGULAR SEASON CROWDS AT ORIOLE PARK

1. 48,374	Cle	Aug 21, 1998	17. 48,044	NYN	Sept 19, 1998
2. 48,365	Sea	July 25, 1998	18. 48,043	Bos	July 10, 1998
3. 48,272	Cle	Aug 23, 1998	19. 48,039	All	June 5, 1998
4. 48,269	NYN	June 17, 1998	20. 48,038	Ana	Sept 12, 1998
5. 48,263	Min	Aug 23, 1997	21. 48,027	NYN	June 16, 1998
6. 48,244	Bos	July 11, 1998	22. 48,022	NYN	June 15, 1998
7. 48,199	Sea	July 26, 1998		NYM	Aug 29, 1997
8. 48,154	KC	Aug 29, 1998	24. 48,014	Bos	July 9, 1998
9. 48,148	Sea	July 24, 1998	25. 48,013	Ana	Sept 13, 1998
10. 48,138	Cle	Aug 22, 1998		NYN	Sept 20, 1998
11. 48,113	NYN	Sept 18, 1998	26. 48,011	Tor	June 20, 1998
12. 48,098	All	June 6, 1998	27. 48,003	Det	May 20, 1997
13. 48,093	Chi	April 16, 1998	28. 47,919	Mil	July 11, 1997
14. 48,090	All	June 7, 1998	29. 47,912	Bos	July 17, 1997
15. 48,075	NYM	Aug 31, 1997	30. 47,900	Tor	June 27, 1997
16. 48,068	NYM	Aug. 30, 1997			

### LARGEST 2-DATE SERIES AT ORIOLE PARK

1. 95,880	Det	May 20-21, 1997	6. 94,853	Cle	May 6&8, 1994 (B)
2. 95,624	Bos	July 16-17, 1997	7. 94,506	Oak	April 25-26, 1994
3. 95,498	Cle	May 30-31, 1997 (A)	8. 92,592	Tex	April 5&7, 1993+
4. 95,325	NYN	June 3-4, 1997	9. 92,327	KC	April 4-5, 1994
5. 95,252	Det	Aug. 4-5, 1998	10. 90,589	NYN	April 30-May 1, 1996

A- 4-game series with 2 rainouts  
B- 3-game series with 1 rainout

### LARGEST 3-DATE SERIES AT ORIOLE PARK

1. 144,784	Cle	Aug. 21-23, 1998	7. 143,691	Min	Aug. 22-24, 1997
2. 144,712	Sea	July 24-26, 1998	8. 143,522	KC	Aug. 28-30, 1998
3. 144,318	NYN	June 15-17, 1998	9. 143,416	Chi	July 18-20, 1997
4. 144,227	All	June 5-7, 1998	10. 143,232	Phi	June 30-July 2, 1997
5. 144,170	NYN	Sept. 18-20, 1998	11. 143,221	Tex	July 28-30, 1997
6. 144,165	NYM	Aug. 29-31, 1997			

### LARGEST 4-DATE SERIES AT ORIOLE PARK

1. 192,494	Bos	July 9-12, 1998	6. 189,105	Det	Sept. 19-22, 1997
2. 190,967	Tor	June 26-29, 1997	7. 188,808	Det	May 30-June 2, 1994
3. 189,919	Tor	June 18-21, 1998	8. 188,514	NY	June 13-16, 1994
4. 189,537	NYN	Sept. 11-14, 1997	9. 188,183	Oak	July 7-10, 1994
5. 189,344	Bos	July 4-7, 1996	10. 187,620	TB	May 15-18, 1998

NOTE: There have been 22 four-date series in OPACY history; four of them in 1998. The 22 are the largest in franchise history. The largest 4-date series at Memorial Stadium was 167,456 vs. Bos, June 15-18, 1990.

### FIRSTS AT ORIOLE PARK AT CAMDEN YARDS

**FIRST GAME:** April 6, 1992 vs. Cleveland Indians

**FIRST PITCH:** Thrown by Rick Sutcliffe

**FIRST PITCH AND GAME TIME TEMPERATURE:** 3:20 pm EDT; it was a ball...Temperature was 63 degrees

**FIRST BATTER:** Kenny Lofton, Indians center fielder, flied out to right fielder Joe Orsulak on a 3-2 pitch

**FIRST HIT:** Cleveland's first baseman Paul Sorrento, singled to left-center with one out in the top of the 2nd inning

**FIRST ORIOLES HIT:** Orioles first baseman Glenn Davis led off the bottom of the 2nd inning with a single to center

**FIRST RUN:** In the 5th inning, O's designated hitter Sam Horn walked, went to 2nd base on 3rd baseman Leo Gomez's single and scored on catcher Chris Hoiles' double

**FIRST RBI:** Catcher Chris Hoiles hit a ground-rule double (ball bounced over the left-center fence) to score Sam Horn

**FIRST DOUBLE:** Chris Hoiles, driving in Sam Horn for the ballpark's first rbi

**FIRST STRIKEOUT:** Sutcliffe victimized Cleveland's right fielder Mark Whiten in the 2nd inning

**FIRST HOME RUN:** Cleveland's Paul Sorrento (3-run homer), 1st inning, off Bob Milacki, April 8

**FIRST ORIOLES HOME RUN:** Mike Devereaux, leading off the 4th inning (off Cleveland's Jack Armstrong), April 9

**FIRST STOLEN BASE:** Cleveland's Mark Lewis (against Ben McDonald and Chris Hoiles), 3rd inning, April 9


**FIRST GRAND SLAM:** Randy Milligan, 7th inning, off Les Lancaster, April 17, vs. Detroit

**FIRST MULTI-HOME RUN GAME:** Milligan (2), off Detroit's Scott Aldred (one on) and Les Lancaster (grand slam), April 17

**FIRST TRIPLE:** Cal Ripken, 6th inning, April 17 vs. Detroit, off Scott Aldred

**FIRST SAVE:** Gregg Olson, April 19 vs. Detroit, in a 3-2 victory

## MEDIA



Brady Anderson, shown with Jim Hunter, hosted Men With Bats event at the ESPNZone



## BALTIMORE & WASHINGTON CHAPTERS BASEBALL WRITERS ASSOCIATION OF AMERICA

Peter Schmuck, Baltimore Sun, Chairman

Mel Antonen, USA Today  
Paul Attner, The Sporting News  
Kent Baker, Baltimore Sun  
Tom Boswell, Washington Post  
Dave Buscema, York (PA) Daily Record  
Mike Dodd, USA Today  
John Eisenberg, Baltimore Sun  
John Feinstein, Washington Post  
Bill Gildea, Washington Post  
David Ginsburg, Associated Press  
Dick Heller, Washington Times  
Phil Jackman, Baltimore Sun  
Richard Justice, Washington Post

Milton Kent, Baltimore Sun  
Dave Kindred, The Sporting News  
Tony Kornheiser, Washington Post  
Roch Kubatko, Baltimore Sun  
Thom Llovera, Washington Times  
Mark Maske, Washington Post  
Ken Rosenthal, Baltimore Sun  
Kevin Seifert, Washington Times  
John Steadman, Baltimore Sun  
George Solomon, Washington Post  
Joe Strauss, Baltimore Sun  
Michael Wilbon, Washington Post

### HONORARY MEMBERS

Charles Barbour	Jim Henneman	George Minot
Gordon Beard	Mark Hyman	Ken Nigro
Jim Elliott	Wheeler Johnson	Bill Tanton
Bob Facht	Bob Maisel	Martie Zad
Alan Goldstein		

### PRINCIPAL RADIO-TELEVISION SPORTS COMMENTATORS

#### Baltimore

**TELEVISION:** WMAR TV — Scott Garceau and Keith Mills...WBAL TV — Gerry Sandusky, Mark Viviano...WJZ TV — John Buren and Chris Ely...WBFF TV — Bruce Cunningham and Steve Davis.

**RADIO:** WBAL Radio — Gerry Sandusky and Greg Sher...WQSR Radio — Tom Davis...WNST Radio — Nestor Aparicio...WCBM Radio — Art Sinclair...WJFK Radio — Stan Charles.

#### Washington, DC and Pennsylvania

**TELEVISION:** WRC TV — George Michael and Wally Bruckner...WTTG TV — Brett Haber and Chick Hernandez...WJLA TV — Rene Knott and Mike Cairns...WUSA TV — Ken Broo, Ken Mease, Charles Mann and David Brody.

**RADIO:** WTEM Radio — Phil Wood...WTOP Radio — Dave Johnson and Steve Dolge...WSBA Radio (York, PA) — Jeff Schiffman, Curt Hart and Gary Sutton.

## ORIOLES RADIO & TELEVISION

### RADIO

Announcers: Jim Hunter, Fred Manfra and Chuck Thompson

WBAL (1090 AM) is in its 12th consecutive season as the flagship station for the Orioles radio network. The 1999 season also marks the 34th time since Baltimore returned to the major leagues 46 seasons ago that WBAL has originated Orioles broadcasts. The station first carried Oriole games in 1957, the club's fourth season.

Orioles games are heard on the region's two most powerful 50,000-watt AM stations. In addition to WBAL in Baltimore, WTOP (1500 AM) in Washington, D.C., will once again carry Orioles games this season, meaning O's fans in the mid-Atlantic area will never be out of radio range. In all, there are 17 stations on the Orioles Radio Network, covering seven states and the District of Columbia.

### JIM HUNTER

Veteran broadcaster Jim Hunter is in his 3rd year as a member of the Orioles and WBAL Radio broadcast team. He was named to the post on February 5, 1997 and brings to the booth 21 years of diversified broadcasting experience that ranges from Major League Baseball to the NFL to the Olympic Games.



Hunter, 40, came to Baltimore from CBS Radio Sports where he had been since 1982. He had been a member of the network's "Game of the Week" announcing team since 1986. He broadcast the American League Championship Series, teaming with Johnny Bench from 1990-92, and with the Orioles first radio voice, Ernie Harwell, in 1993. In 1995, he called the National League Division Series and the N.L.C.S., teaming with Jerry Coleman. In 1996, he called the American League Division Series in which the Orioles downed the Cleveland Indians, three games to one, and the N.L.C.S. In addition, Hunter hosted "Inside Pitch," the CBS Radio Sunday Night Baseball pre-game show.

This past off-season Jim hosted the weekly Orioles "Hot Stove" show on WBAL, live from the ESPN Zone in Baltimore's Inner Harbor.

When Jim began his career at CBS in '82, he served as the Saturday evening anchor of Sports Central USA. He was later assigned to host Sportsbreak, a daily feature heard on CBS Radio from 1984-87. In was in 1987 that Jim was named full weekend anchor of Sports Central USA.

Jim's experience is varied and all-inclusive. In 1992 from Albertville, France and again in 1994 from Lillehammer, Norway, Hunter served as a studio anchor for CBS Radio's network coverage of the Winter Olympic Games. Also, he was the host for the NFL Preview and NFL pre-game and halftime reports. Jim has covered 12 Super Bowls. He began his broadcasting career in 1978 at WJLK Radio in Asbury Park, NJ.

Hunter is a 1973 graduate of St. Benedict School and a 1977 graduate of St. John Vianney High School in Holmdel, NJ and he was inducted into his high school's athletic Hall of Fame in 1994. He attended Brookdale Community College and is a 1982 graduate of Seton Hall University in South Orange, NJ.

On February 1, 1998, Jim received the prestigious Radio/TV Media Excellence Award from the New Jersey Sportswriters Association.

Jim resides in Fallston, MD with his wife, Bonnie. They have three children: Jimmy (14), Jeffrey (12), and Allison (8) and a faithful dog named Garth.

### ORIOLES 1999 TELEVISION NETWORK

#### Maryland, Washington & Delaware

WJZ\* Baltimore Metro Area  
WB54\* Baltimore Metro Area  
WB50\* Washington Metro Area  
Comcast Cable Salisbury, Dover, Pocomoke, Georgetown, Rehoboth Beach, DE, Harrington, DE,  
Suburban Cable New Castle County, DE  
Pennsylvania  
WLYH Harrisburg, York, Lebanon, Lancaster, PA  
WSPC York, PA  
Virginia  
WDRL Danville, Roanoke, Lynchburg, VA  
WUPV Richmond, VA  
North Carolina  
WUPN Greensboro, High Point, Winston-Salem, NC  
WHKY Hickory, Western, NC  
WNVN Roanoke Valley, Southside Virginia, NC  
WKFT Raleigh, Durham, Fayetteville, NC  
WITN Eastern Carolina

Home Team Sports is available in a six-state region, including all of Maryland, Virginia, Delaware, and Washington, D.C. and parts of North Carolina, West Virginia, and Pennsylvania.  
\* Flagship stations

### ORIOLES 1999 RADIO NETWORK

#### Delaware

Newark ..... WNRK-AM (1260 AM)  
District of Columbia  
Washington ..... WTOP-AM (1500 AM)  
Maryland  
Aberdeen ..... WAMD-AM (970 AM)  
Baltimore ..... WBAL-AM (1090 AM)  
Cambridge ..... WCEM-FM (106.3 FM)  
Cumberland ..... WTBO-AM (1450 AM)  
Frederick ..... WFMD-AM (930 AM)  
Hagerstown ..... WARK-AM (1490 AM)  
Prince Frederick ..... WMJS-FM (92.7 FM)  
Salisbury ..... WTGM-AM (960 AM)  
Westminster ..... WTTT-AM (1470 AM)  
North Carolina  
Salisbury ..... WSAT-AM (1280 AM)  
Pennsylvania  
Chambersburg ..... WCHA-AM (800 AM)  
Hanover ..... WHVR-AM (1280 AM)  
York ..... WSBA-AM (910 AM)  
Virginia  
Winchester ..... WINC-AM (1400 AM)  
West Virginia  
Martinsburg ..... WEPN-AM (1340 AM)

## FRED MANFRA

It appeared inevitable that Fred Manfra's career plans would lead him to broadcasting Orioles games on the radio. One of his athletic highlights is hitting a double off the left field wall at Memorial Stadium in an American Legion game, and under his photo in the Patterson High School (class of '64) yearbook it says, "Fred's...future plans are in...Radio-T.V. work."



The Baltimore native returns for his 7th season as radio voice of the Orioles. The award-winning sportscaster came back to Charm City and WBAL Radio in 1993 after doing 22 sports shows every weekend since 1981 on more than 500 stations for the ABC Radio Information Network.

Last year, Fred also called some action from the television booth, working with HTS on four spring training broadcasts.

Manfra worked for ABC Radio for 15 years, hosting weekend sports programs, along with a number of other assignments for the network.

When he moved into the Oriole broadcast booth in '93, it wasn't the 1st time he'd been heard doing O's games. In 1991, he did a series at Memorial Stadium and before that, in the late '70s, he periodically filled in on games for WBAL radio. His baseball experience also included a stint with the Detroit Tigers on cable television in 1980.

But baseball is only one of many sports Manfra has announced. His resume includes some of the most prestigious events in the business, including NBA Finals and NBA All-Star Games (1985-91), 1984 Olympic men's and women's basketball and 1988 Olympic ice hockey, NHL Stanley Cup Finals and All-Star Game (1991) and horse racing's Triple Crown races (Kentucky Derby, Preakness at Pimlico and the Belmont Stakes) from 1982-98.

His Olympic assignments have been varied and have taken him around the globe, including Sarajevo, Yugoslavia and Los Angeles (in 1984), Calgary and Seoul, South Korea (in 1988), Albertville, France and Barcelona, Spain (1992) and Lillehammer, Norway in February, 1994. His assignments have included men's and women's basketball in 1984 and ice hockey in 1988, as well as anchoring the Opening and Closing Ceremonies, other play-by-play and hourly updates.

Fred began his radio career in the early '70s at KREL in Corona, CA. He moved eastward with stops in Ventura, CA (KBBQ-FM/KBBY-FM); Davenport, IA (KSTT-AM); Milwaukee (WRIT-AM) and Detroit (WWJ-AM) in addition to AP Radio Network Sports in Washington, D.C., before settling in the New York area with ABC Network Radio.

He has done college football and basketball for the University of Iowa (1975) and the University of Michigan (1979-80), as well as USFL and Arena football, New York Knicks basketball, boxing and wrestling. He also had done voice work for Madison Square Garden and for professional football team highlights films and the Sports Year in Review for ABC Radio Network (1983-1998). Along the way, he's received numerous awards for his live action and studio reports.

Fred and his wife, Marlene, live in Fallston, MD. They have two daughters, Michelle, who will graduate from Towson University in June, and Stephanie, an All-County basketball player, who will graduate from Fallston High School this year.

## CHUCK THOMPSON

On February 9, 1993, the long-overdue word came from Cooperstown that Chuck Thompson officially belonged in the Hall of Fame, an honor Orioles fans knew years before. His place was secured when he was named the winner of the 1993 Ford C. Frick Award. With that distinction, he took residence in the broadcaster wing alongside the likes of Harry Caray, Vin Scully, Jack Buck and former Orioles announcer Ernie Harwell, among others. He was inducted into the Hall of Fame on Aug. 1, 1993.



A longtime legend in our town, Chuck was coaxed out of a 3-year retirement and returned to the radio booth in 1991 on a part-time basis. This year, he will again work the Orioles home schedule with Fred Manfra and Jim Hunter. Chuck's voice has evoked memories for Baltimore sports fans for nearly half a century, beginning with the International League Orioles in 1949.

He was a veteran announcer before arriving in Baltimore, having started his career in 1939 at WRAW in Reading, Pa. From there, he went to Philadelphia's WIBG in '42 to do Temple University football. He served in the Army during World War II and saw action in 3 major European campaigns. After the war, he returned to Philadelphia, doing radio for the Phillies and Athletics in baseball, the Warriors in basketball, Eagles in football and Rockets in ice hockey.

1999 is Chuck's 50th year of broadcasting in Baltimore! He came to Baltimore in 1949 and became the voice of the International League Orioles and also did the All-America Conference Colts and Navy football as well as Bullets basketball. In 1955, he joined the National Brewing Company's team of announcers and during a 24-year association, did American League Orioles games in 1955-56 and again from 1962-87. In between, he was the radio voice of the Washington Senators ('57-'61).

In 1959 and 1960, he was on television doing NBC-TV's Game of the Week, including the 1960 World Series call of Bill Mazeroski's famous game-winning, 9th-inning home run which won the 7th and deciding game for Pittsburgh. He later did Orioles World Series games on national television in '66, '69, '70 and '71.

Equally acclaimed as the announcer for Baltimore Colts football, he called the "Greatest Game Ever Played," the classic overtime contest for the 1958 NFL title between the Colts and the New York Giants. He also worked the Colts-Packers overtime contest for the NFL's Western Division title in 1965 for CBS-TV.

He has been named the outstanding broadcaster in Maryland by the National Sportswriters and Sportscasters Association on numerous occasions. And in 1995, he was the first non-uniformed inductee into the Orioles Hall of Fame, receiving the Herbert Armstrong Award.

Chuck is a golfing and fishing enthusiast and his wife, Betty, is an outstanding cook. He has 4 children, 12 grandchildren and 4 great-grandchildren. The Thompsons split their time between homes in Timonium, MD, and Bradenton, FL.

Chuck Thompson was born in 1900 and spent his early years in Toledo, Ohio. He became a sports announcer for WJLB TV in Toledo, Ohio and WPMI TV in Cleveland in 1963. He became sports director at Toledo's WTVG TV in 1968 and also hosted post-game on-air radio programs for Cleveland's all sports station, WJLB Radio following Cleveland Indians and Cleveland Browns games from 1981-96.

When he is not a broadcaster, Michael likes his time with tennis, golf, travel and work with Baltimore's Big Brothers and Big Sisters programs. He also appeared as a baseball playing extra in the 1978 film, "One in a Million," the story of former Detroit Tigers outfielder Ron LeFlore.

Chuck was an All-City linebacker and third baseman when he attended Central Catholic High School. He graduated from Angelo State University in 1924.



### FORD C. FRICK WINNERS

In addition to longtime Orioles voice Chuck Thompson, three other broadcasters with connections to the Birds have won the Ford C. Frick Award: Ernie Harwell ('54-'59), Herb Carneal ('57-'61), and Bob Murphy ('60-'61) also have been enshrined at Cooperstown with Chuck.

1978	Mel Allen & Red Barber	1989	Harry Caray
1979	Bob Elson	1990	Byrum Saam
1980	Russ Hodges	1991	Joe Garagiola
1981	Ernie Harwell	1992	Milo Hamilton
1982	Vin Scully	1993	Chuck Thompson
1983	Jack Brickhouse	1994	Bob Murphy
1984	Curt Gowdy	1995	Bob Wolff
1985	Buck Canel	1996	Herb Carneal
1986	Bob Prince	1997	Jimmy Dudley
1987	Jack Buck	1998	Jaime Jarrin
1988	Lindsey Nelson	1999	Arch McDonald

### TELEVISION

Announcers: Jim Palmer, Mike Flanagan, Michael Reghi

For the 6th season, Group W Broadcasting, which owns and operates Home Team Sports (HTS) cable and Baltimore's WJZ-TV, will have exclusive rights to produce, televise and sell advertising for all Orioles games, excluding those carried nationally or regionally through Fox Television or ESPN. HTS, which has telecast Orioles games since 1984, will carry 85 regular season and 5 exhibition games. WJZ-TV will telecast 37 regular season games and its broadcast partner, WB54-TV in Baltimore, will air 28 games.

This unique arrangement allows Orioles fans to receive the same highly-acclaimed, award-winning quality telecasts on each outlet, using the same production and broadcast team on cable and on-air. 161 of the team's regular season contests will be televised in 1999, including 150 games scheduled for local broadcast. In addition, seven Orioles games are slated for broadcast on Fox Television and four on ESPN.

Home Team Sports (HTS) is available to cable systems in the 6-state Capital Region, which includes all of Maryland, Virginia, Delaware and Washington, D.C., and parts of North Carolina, West Virginia and Pennsylvania.

WJZ-TV (Channel 13, CBS) and WNUV-TV (Channel 54, Paramount) will split the over-the-air broadcasts again this season. In addition, WB50-TV (Channel 50), will serve as the Orioles television outlet in Washington, D.C., carrying 58 regular season games.

### JIM PALMER

The winningest pitcher in Orioles history, Hall-of-Famer Jim Palmer returns for his 7th season as an analyst on Orioles television broadcasts. He previously had done some play-by-play and analyst work on Oriole broadcasts on Home Team Sports and on WMAR-TV. Jim's biography and pitching record can be found on page 351.



Along the way, he's received numerous awards for his reports. Fred and his wife, Sharon, live in Parkton, MD. They have two daughters, Michelle, who will graduate from Towson University in June, and Stephanie, an All-County basketball player, who will graduate from Parkton High School this year.

### MIKE FLANAGAN

The Orioles Hall of Famer returns to the broadcast booth in 1999 after serving as the Orioles pitching coach last season. Mike was a member of the Orioles broadcast team in 1996 and '97 before joining Ray Miller's coaching staff last year. Mike also served as the team's pitching coach in 1995 under former manager Phil Regan.



Mike will team up with Jim Palmer and Michael Reghi to bring Orioles fans all the action on HTS and O's TV. Flanagan is the 4<sup>th</sup> winningest pitcher in Orioles history. He pitched for the organization in 17 of his 20 professional seasons. The southpaw compiled a 141-116 record for the Orioles over 15 seasons, and in 1979 won the American League Cy Young Award with a 23-9 record. In 18 major league seasons, he posted a 167-143 record with a 3.90 ERA. Mike reached double figures in victories eight times at the major league level and he appeared in 450 games for the Orioles, 3rd most in club history.

He was traded by the Orioles to the Blue Jays (8/31/87) for Jose Mesa and Oswaldo Peraza and pitched for Toronto through 1990. A starter his entire career, he moved to the bullpen upon his return to the Orioles in 1991, and made 63 relief appearances, including the memorable finale in the last game played at Memorial Stadium. On 10/6/91, Flanagan relieved Gregg Olson with one out in the 9th inning, and to the overwhelming joy of 50,700 sentimental fans, struck out the Tigers' Dave Bergman and Travis Fryman to become the last Oriole to throw a pitch on 33rd Street.

Mike and his wife, Alex, reside in Parkton, MD. He has three children: Kerry, Kathryn, and Kendall. "Flanny" was a basketball and baseball player at the University of Massachusetts where he once played against Julius Erving in a frosh-varsity game. He was elected to the Orioles Hall of Fame in 1994 in his first year of eligibility. Mike was originally signed by former Orioles scout John Stokoe. His hobbies include fishing.

### MICHAEL REGHI

Michael Reghi returns for his 3rd season as the Orioles play-by-play announcer and will team with analysts Jim Palmer and Mike Flanagan to call the action on Orioles telecasts on HTS and for O's TV games on Orioles broadcast flagship WJZ TV in Baltimore and Baltimore's WB54 as well as Washington, DC's WB50.



Reghi joined the Orioles and HTS in 1997 with extensive broadcasting credentials. He served as the play-by-play announcer for Cleveland Cavalier telecasts since 1994 and he was the pre-game host of Cleveland Indians telecasts since 1992 for SportsChannel-Ohio and continues to do so in baseball's off-season.

A native of Detroit, Michael also has handled play-by-play duties for the Canadian Football League and college basketball coverage on ESPN and ESPN2, as well as Big Ten football coverage on PASS Sports.

After beginning his career in 1980 as a sports anchor for WLIO TV in Lima, Ohio, Reghi moved forward to WNUV TV in Toledo, Ohio and WEWS TV in Cleveland in 1983. He became sports director at Toledo's WTVG TV in 1986 and also hosted post-game call-in radio programs for Cleveland's all sports station, WKNR Radio following Cleveland Indians and Cleveland Browns games from 1991-96.

When he is not at a ballgame, Michael fills his time with tennis, golf, theater and work with Baltimore's Big Brothers and Big Sisters programs. He also appeared as a baseball playing extra in the 1978 film, "One in a Million," the story of former Detroit Tigers outfielder Ron LeFlore.

Reghi was an All-City linebacker and third baseman when he attended Detroit's Cass Tech High School. He graduated from Arizona State University in 1978

with a bachelor's degree in television and mass communications. During the winter, he married the former Jackie Tilman, a registered nurse at the Cleveland Clinic. They currently reside in Westlake, Ohio during the off-season.

### TOM DAVIS

Baltimore native Tom Davis has been the host of Oriole telecasts on HTS since the cable station began in 1984. In addition to anchoring "The Orioles Report" 30 minutes before each HTS game, Tom provides in-game score updates, highlights, behind-the-scene interviews and post-game interviews.



Now in his 28th year as a local sportscaster, Tom has been sports director for WQSR (105.7FM) since July, 1988, doing updates and commentary on the station's "Rouse & Company" morning show. He also produces and hosts the popular TV shows "Take Me Out to the Ballgame" (during the baseball season) and "Braase, Donovan and Fans" (during football season).

A 5-time winner of the Maryland Sportscaster of the Year Award, Tom began his career as a weekend sportscaster for WBAL-TV in the early '70s. He also worked at WBAL radio and had two stints at WCBM-AM.

Tom also has worked for NBC-TV, where he did play-by-play for 1986 NFL games. On NBC Radio, he did play-by-play for the 1987 Gator Bowl and the 1987 AFC playoff game between the Jets and Browns. He also served as host for NBC Radio's coverage of the 1988 Summer Olympics in Seoul, Korea, as well as doing play-by-play on men's basketball and boxing. He has done play-by-play on a number of college football bowl games for the Mutual Radio Network and was a sideline reporter for ABC-TV's coverage of the USFL in 1983-84.

A graduate of Calvert Hall College HS, he received a BS degree in Marketing from the University of Baltimore in 1971. He is the father of two children, Malinda (24) and Tad (21), and lives in Baltimore County.

### ORIOLES ADVOCATES

The Oriole Advocates, Inc is a unique non-profit organization, dedicated to promoting and stimulating interest in the game of baseball at both the amateur and professional levels. Founded in July 1960, the Advocates celebrated their 38th anniversary the summer in 1998. Membership comprises some 75 men and women, drawn from a broad cross-section in the Baltimore area.

Through the years, the Advocates have made substantial financial donations to worthy causes, primarily to baseball-oriented youth organizations; have played a key role in the restoration of Babe Ruth's birthplace at 216 Emory Street and its conversion into the Babe Ruth/Orioles Museum; and in '77 established the Orioles Hall of Fame.

The organization has also served as an essential right arm to the Orioles Public Relations and Marketing Departments. In that connection, the Advocates initiated the popular Junior Orioles program (low cost tickets for kids) back in '63, then administered it for 25 years. Membership in that program rose from 75 youngsters the first year to a record 20,000 in '77.

The Oriole Advocates don't get paid for anything they do. They are volunteers, constantly demonstrating the importance of competence and dedication whenever there is a job to be done.

**1999 Officers:** President—George Bollock...First Vice President—Allan Blumberg...Second Vice President—Angela Reaves...Treasurer—Joseph N. Karey...Board Members—Richard Bamhart, Charles Bragg, Diane Foster, and Ann Serio.

### ORIOLES DESIGNATED HITTERS

The Orioles Designated Hitters is a group of volunteers from throughout the community that was formed in 1979 to help the Orioles increase their season ticket sales base. Through their efforts, the Orioles were able to raise their season ticket sales from 1,600 in 1979 to more than 27,500 in 1992 when Camden Yards opened. The current role of the Orioles DHs includes helping the ballclub with ticket sales to business and organizations throughout the Orioles region.

**1999 Officers:** President—Bill Jones...Secretary—Glenn Babcock...Treasurer—Jody Palmisano...Board Members—Harry Baumohl, Jim Cecil, John Church, Hal Hackerman, Jack Hughes, Tim Redmond and Scott Zimmerman.

### ORIOLE PARK AT CAMDEN YARDS

#### MAIN TICKET OFFICE

**Telephone: (410) 685-9800**

*Oriole Park at Camden Yards*

333 West Camden Street, Baltimore, MD 21201

**In-Season Hours:** 9-6, Mon thru Sat...Every Sunday, 12-5

**Dec-Mar:** Mon-Sat, 9-5...Sunday, 12-5

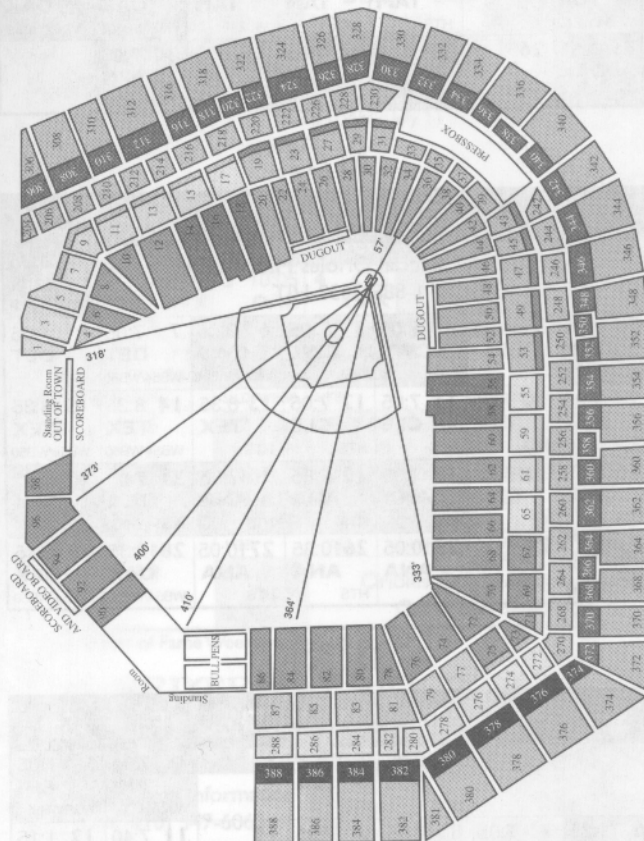
#### TICKETS BY PHONE

**TICKETMASTER PHONE CHARGE: 1-888-848-BIRD**

*Greater Baltimore* (410) 481-SEAT

*Greater Wash, DC/MD* (202) 432-SEAT

*Greater Northern Virginia* (703) 573-SEAT



### ORIOLES 1999 TICKET PRICES

Club Box	\$35	(Sec. No. 204-270)
Field Box	\$30	(Sec. No. 20-54)
Field Box	\$27	(Sec. No. 14-18, 56-58)
Lower Box	\$22	(Sec. No. 6-12, 60-64)
Left Field Club	\$22	(Sec. No. 272-288)
Terrace Box	\$23	(Sec. No. 19-53)
Terrace Box	\$20	(Sec. No. 1-17, 55-65)
Upper Box	\$18	(Sec. No. 306-372)
Left Field Lower Box	\$18	(Sec. No. 66-86)
Left Field Upper Box	\$16	(Sec. No. 374-388)
Upper Reserve	\$13	(Sec. No. 306-372)
Lower Reserve	\$16	(Sec. No. 19-53)
Lower Reserve	\$13	(Sec. No. 4-7-17, 55-87)
Left Field Upper Reserve	\$11	(Sec. No. 374-388)
Bleachers	\$9	(Sec. No. 90-98)
Standing Room	\$7	



# APRIL

Sun	Mon	Tue	Wed	Thu	Fri	Sat
For Group Sales & Party Facility Information Call (410) 685-9800				1	2	3
4	5 3:05 TAM WJZ/WB50	6	7 7:05 TAM HTS B	8 7:05 TAM HTS B	9 7:05 TOR HTS F	10 1:35 TOR WB54/WB50
11 1:35 TOR WB54/WB50	12	13 7:35 NYY WJZ	14 7:35 NYY HTS	15 7:35 NYY WJZ/WB50	16 7:05 TOR WJZ/WB50	17 4:05 TOR HTS
18 1:05 TOR WB54/WB50	19	20 7:05 TAM HTS	21 7:05 TAM HTS	22 7:05 TAM WJZ	23 7:05 OAK WJZ/WB50F	24 1:35 OAK WJZ/WB50
25 1:35 OAK WB54/WB50	26	27 7:05 KC HTS B	28 7:05 KC HTS B	29 7:05 KC HTS B	30 7:05 MIN WB54/WB50	

# MAY

Sun	Mon	Tue	Wed	Thu	Fri	Sat
Order Your Official Orioles MasterCard Call 1-888-3332-HIT						1 1:35 MIN HTS F
2 1:35 MIN WJZ/WB50	3	4 7:05 CWS HTS B	5 7:05 CWS HTS B	6 3:05 CWS WB54/WB50	7 7:05 DET WB54/WB50	8 1:05 DET HTS
9 1:05 DET WJZ/WB50	10 7:05 CLE HTS	11 7:05 CLE HTS	12 7:05 CLE HTS	13 8:35 TEX HTS	14 8:35 TEX WB54/WB50	15 8:35 TEX WB54/WB50
16 3:05 TEX HTS	17	18 7:05 ANA HTS	19 7:05 ANA HTS F	20 7:05 ANA HTS	21 7:05 TEX WB54/WB50	22 1:35 TEX WB54/WB50
23 8:05 TEX ESPN	24 8:05 SEA HTS	25 10:05 ANA HTS	26 10:35 ANA HTS	27 10:05 ANA HTS	28 10:35 OAK WB54/WB50	29 9:15 OAK WB54/WB50

# JUNE

Sun	Mon	Tue	Wed	Thu	Fri	Sat
		1 10:05 SEA HTS	2 10:35 SEA HTS	3	4 7:35 PHI WJZ/WB50	5 7:05 PHI WJZ/WB50
6 1:35 PHI WB54/WB50	7 7:05 FLA HTS	8 7:05 FLA HTS	9 7:05 FLA HTS	10	11 7:40 ATL WJZ/WB50	12 1:15 ATL FOX
13 8:05 ATL ESPN	14 7:35 KC HTS	15 7:35 KC HTS	16 3:05 KC HTS	17 8:05 CWS HTS	18 4:05 CWS WB54/WB50	19 7:05 CWS WJZ/WB50
20 2:05 CWS WJZ/WB50	21	22 7:35 BOS HTS	23 7:35 BOS HTS	24 7:35 BOS WJZ/WB50	25 7:35 NYY WJZ/WB50	26 1:15 NYY FOX
27 1:35 NYY WJZ/WB50	28	29 7:05 TOR HTS	30 7:05 TOR HTS	Visit The O's Official Website www.theOrioles.com		

Cardboard to Leather Equipment Collection: June 6  
Orioles Wives Food Collection: June 26 & 27  
Yard Ball Tournament: June 26 & 27

# JULY

Sun	Mon	Tue	Wed	Thu	Fri	Sat
For Ballpark Tour Information Call (410) 547-6234				1 2:05 TOR HTS	2 7:35 NYY WJZ/WB50	3 4:35 NYY WJZ/WB50
4 1:35 NYY WJZ/WB50	5 7:35 NYY HTS	6 7:35 TOR WJZ	7 7:35 TOR HTS	8 3:05 TOR HTS	9 7:35 PHI WJZ/WB50	10 7:05 PHI WJZ/WB50
11 1:35 PHI WJZ/WB50	12	13 ALL-STAR GAME @ BOSTON	14	15 7:35 MON HTS	16 7:35 MON WB54/WB50	17 7:05 MON WJZ/WB50
18 8:05 NYM ESPN	19 7:35 NYM HTS	20 7:35 NYM HTS	21 7:05 BOS HTS	22 7:05 BOS HTS	23 7:35 ANA WJZ/WB50	24 4:05 ANA FOX
25 1:35 ANA WB54/WB50	26	27 7:35 TEX HTS	28 7:35 TEX HTS	29 3:05 TEX WB54/WB50	30 10:05 SEA WB54/WB50	31 4:05 SEA FOX

Advocate 5K Home Run, Fun Run and Walk: July 11  
Orioles Charity Golf Outing: July 26

# AUGUST

Sun	Mon	Tue	Wed	Thu	Fri	Sat
1 4:35 SEA HTS	2 10:05 OAK HTS	3 10:05 OAK HTS	4 4:05 OAK HTS	5 7:35 DET HTS	6 7:35 DET WJZ/WB50	7 7:05 DET WJZ/WB50
8 1:35 DET WB54/WB50	9 7:05 TAM HTS	10 7:05 TAM WJZ/WB50	11 7:05 TAM HTS	12	13 7:05 CLE WJZ/WB50	14 1:15 CLE FOX
15 8:05 CLE ESPN	16	17 7:35 MIN WJZ	18 7:35 MIN HTS	19 3:05 MIN HTS	20 7:35 CWS WJZ/WB50	21 7:05 CWS WB54/WB50
22 1:35 CWS WB54/WB50	23 8:05 KC HTS	24 8:05 KC HTS	25 8:05 KC HTS	26 8:05 KC HTS	27 7:05 DET WJZ/WB50	28 5:05 DET WB54/WB50
29 1:05 DET WJZ/WB50	30	31 7:35 TAM WJZ/WB50	Orioles Official Merchandise Call 1-888-624-BIRD			

Orioles Hall of Fame Weekend: August 20 - 22

# SEPTEMBER/OCTOBER

Sun	Mon	Tue	Wed	Thu	Fri	Sat
Fantasy Camp Information Call (410) 547-6063				1 7:05 TAM HTS	2 7:05 TAM HTS B	3 7:05 CLE WJZ/WB50
4 1:15 CLE FOX	5 1:35 CLE WB54/WB50	6 1:35 CLE WB54/WB50	7 8:05 MIN HTS	8 8:05 MIN HTS	9 8:05 MIN HTS	10 7:05 SEA WB54/WB50
11 4:05 SEA FOX	12 1:35 SEA WB54/WB50	13 7:05 SEA HTS	14 7:05 OAK WJZ B	15 7:05 OAK HTS B	16 3:05 OAK HTS	17 10:05 ANA WB54/WB50
18 10:05 ANA HTS	19 8:05 ANA HTS	20	21 8:05 TEX HTS	22 8:05 TEX HTS	23	24 7:05 BOS HTS
25 4:05 BOS HTS	26 1:05 BOS HTS	27 7:05 BOS HTS	28 7:05 NYY HTS	29 7:05 NYY HTS	30 7:05 NYY HTS	1 7:05 BOS HTS
2 7:05 TBA BOS						

■ Indicates home dates: Oriole Park □ Indicates road dates

\*Schedule and times are subject to change. All times are Eastern.

## NOTES

# Small Businesses Are In Our Starting Line-Up.



With our record as the leading lender to small businesses in the U.S., nobody's in a better position to get you to the top of your game.

[www.nationsbank.com/smallbiz](http://www.nationsbank.com/smallbiz)

## NationsBank

NationsBank, N.A. Member FDIC ©1999 Bank of America Corporation

