


A *real* Orioles fan
would pick the...uh? the...



Cal Ripken Jr. MasterCard®
1-888-RIPKEN-4
Toll Free Call



Orioles™ MasterCard®
1-888-3332-HIT
Toll Free Call

Tough choice. Which do you go for? The Yards? Or the Man? Well, don't sweat over it. Either way, you win.

Each is a No-Annual-Fee MasterCard, issued by MBNA® America Bank. The Orioles card shows a press box view of Camden Yards. The Cal Ripken, Jr. card commemorates the moment Cal got a standing ovation for his record-breaking streak. No matter which you choose, every time you use it, you'll be showing your pride in a great team, a great man, and a great game.

So go ahead. Apply now. The sooner you call, the sooner you can show off one of these great new Orioles cards to your baseball buds.

Now...uh...which one?



There are costs associated with the use of these cards. You may contact the issuer and administrator of this program, MBNA, to request specific information about the costs by calling 1-866-438-6262 or writing to P.O. Box 15020, Wilmington, DE 19850. MBNA and MBNA America are federally registered service marks of MBNA America, N.A. MasterCard is a federally registered service mark of MasterCard International, Inc. used pursuant to license. The team name(s) and logo(s) are registered trademarks of the team(s) indicated. ©2001 MBNA America Bank, N.A.

TABLE OF CONTENTS

FRONT OFFICE3-4

Ownership

Peter Angelos5
Tom Clancy8
Investors7

Senior Staff

Joe Foss8
John Angelos9
Bob Ames9
Lou Kousouris9
Syd Thrift10
Don Buford11
Tony DeMacio11

IN THE COMMUNITY13

Babe Ruth Museum12
Oriole Advocates371
Oriole DH's (sales volunteers)371

MANAGER, STAFF & PLAYERS

Mike Hargrove16
Coaches18
Behind the Scenes28
Player Biographies33
Roster192-194

BASEBALL OPERATIONS

Baseball Operations Directory228
First Year Player Draft/1st Round Picks231
Longest Affiliations251
Scouts229
Minor Leagues227
2000 Summary230-231
Awards254
Staff & Instructors232
Affiliates & Staffs236
Players259

ORIOLES VS. OPPONENTS

Active ML Offensive Leaders154
All-Time Records vs. O's210
Biggest Winners/Losers vs. O's323
Opponent Information by Team211
O's Record in Each Ballpark210
Record vs O's, '00205

RECORDS & HISTORY

History of Orioles352
Managers, O's All-Time Records17
Opening Day Record137
Roster, All-Time331
All-Star Games	
Miscellaneous Notes344
O's All-Star Game Selectees343
Awards	
Miscellaneous342
Most Valuable Orioles342
Gold Glove Winners329

Hall of Fame

Cooperstown351
Orioles Hall of Fame350
Batting Records317
Career Leaders313
Hitting for the Cycle318
100-RBI Seasons316
Position Leaders, HR & RBI311
HR/RBI Leaders by Week/Month321
Season Leaders314
300 Hitters316
Year-by-Year Leaders311

Home Run Records

Eutaw Street HRs339
Grand Slams by Current O's322
Grand Slams, O's All-Time323
Inside-the-Park326
Longest Oriole Park HRs69
Most HR at OPACY, Visiting Player50
30-HR Seasons316
30-HR/100-RBI Season50
20/20 Club, HR & SB317

Pitching Records

Career Leaders313
Long Games326
Low-Hit Games326
No-Hitters By/Vs. O's326
Season Leaders315
20-Game Winners324
Year-by-Year Leaders312
Fielding Records327
Fewest Errors, Season328
Gold Gloves329
Triple Plays329

Won-Lost Records

By Month22, 145
By Year340
Home-Road Record '54-'00341
Since 1954/1960/1969310
Vs. Opponents, '54-'00210

Post-Season History

Retired Numbers	
Murray, Eddie25, 356
Palmer, Jim356, 370
Robinson, Brooks354
Robinson, Frank355
Weaver, Earl353

YEAR IN REVIEW —2000

Day-by-Day198
Major League Standings208
Summary196
Transactions, O's '00-'01200
Team/Individual Statistics203

FRONT OFFICE

O'S IN THE
COMMUNITY

MANAGER &
COACHES

2001 ORIOLES

2000 IN
REVIEW

ORIOLES VS.
OPPONENTS

MINOR LEAGUE

RECORDS &
HISTORY

ORIOLE PARK

MEDIA

TABLE OF CONTENTS

ORIOLE PARK AT CAMDEN YARDS

Attendance Records	362
Capacity	358
Diagram	372
Firsts at OPACY	361
Ground Rules	359
History	358
Improvements	360
Ticket Prices	372
Tour Schedule	360
Warehouse	358

ATTENDANCE

Year-by-Year	362
Record Crowds	362
Notes	363
Oriole Park Records	364

SPRING TRAINING INFO

MEDIA INFORMATION

Pre-Game Workout Schedule	361
BBWAA	366
Local Radio-Television	366
O's Radio/TV Network	366
Orioles Broadcasters	367
Schedule	374-375

MISCELLANEOUS BOXES

Active HR Leaders vs. Orioles	50
Active ML Offensive Leaders	154
Active Managers Win Pct.	17
All in The Family	32
All-Time Consecutive Game Streaks	164
All-Time Fielding Pct. Leaders, 1B	160
All-Time Pinch-Hit Leaders	19
Bad Stat/Good Company	163
Big Four	50
Biggest Increase/Decrease HR	40
Birds Biggest Deal	42
Expansion Losses	247
Family Matters	159
Ford C. Frick Award Winners	369
Gallery E at the Warehouse	361
HR by LH Batter, Most in Season	40
HR by Leadoff Hitter, Career/Season	40
Most AB per GIDP	11
Most Career HR w/o winning season title	165
Most Consecutive 30-HR/RBI Seasons	50
Orioles Online	28
Presidential Visits	104
Ripken Museum	167
Roberto Clemente Award	226
Three Generation Families in MLB	89
Top Offensive Seasons	49
Youngest Players Orioles History	152
20-HR/50-SB Seasons	40
50-HR/20-SB Seasons	40
500-Home Run Club	25
3000-Hit Club	154
3000-Hit/400-HR Club	154

© Baltimore Orioles, LP, 2001.

Produced by:

Bill Stelka
Kevin Behan
Shannon Obaker
John Giese
Monica Pence
Jeff Orner

The Baltimore Orioles Public Relations Department

Composition & Design by:

Heather Tillis

Statistical Data provided by:

MLB Information Systems
Elias Sports Bureau
Howe Sportsdata
Stats Inc.

Society for American Baseball Research

Printing by:

French-Bray Printing

Front Cover Bronze:

"Make The Call"

Artist:

Robert Hogan

Printed in U.S.A.



THE BALTIMORE ORIOLES ORGANIZATION

333 West Camden Street Baltimore, Maryland 21201 410-685-9800

EXECUTIVE MANAGEMENT

Chairman of the Board/Chief Executive Officer	Peter G. Angelos
Vice Chairman/Community Projects & Public Affairs	Thomas L. Clancy, Jr.
Vice Chairman/Chief Operating Officer	Joseph E. Foss
Executive Vice President	John P. Angelos
General Legal Counsel	H. Russell Smouse

BUSINESS/ADMINISTRATION

Vice President/Chief Financial Officer	Robert A. Ames, CPA
Vice President/Special Liaison to Chairman	Lou Kousouris
Director/Concession Operations	Robert P. Gallion
Assistant to the COO and CFO	Samantha F. Voxakis
Executive Administrative Assistant	Evelyn Ehlers
V.I.P. Ticket Coordinator	Barbara Varga
Spring Training Coordinator	Gregory E. Bader

FINANCE/ADMINISTRATION

Accounting Department

Controller	Edward J. Kabernagel, CPA
Assistant Controller	Michael D. Hoppes, CPA
Staff Accountant	Scott Dagostin, CPA
Staff	Stephanie Crockett, Gloria Dietz, Kaye Laker, Joe Lichtfuss, Pamela Nowicki, Diane Schmitt, Rain Willoughby, Kim Yancheski

Administration

Sr. Human Resources Specialist	Lisa Tolson
Jr. Human Resources Specialist	Wendy Morrison
Director/Information Systems	James L. Kline
Systems Support Coordinator	Jim Bernhardt III
Purchasing Manager	Angela Brown Knight

COMMUNITY RELATIONS

Director/Community Relations	Julie A. Wagner
Community Relations Manager	Stephani Lewis
Community Relations Coordinator	Jennifer Steier

PUBLIC RELATIONS

Director/Public Relations	Bill Stelka
Baseball Information Manager	Kevin Behan
Communications Manager	Monica Pence
Administrative Assistant, Public & Community Relations	Shannon Obaker

BASEBALL OPERATIONS

Vice President/Baseball Operations	Syd Thrift
Special Assistant to the Vice President	Ed Kenney
Special Assistant to the Vice President	Bob Schaefer
Special Assistant to the Vice President	Danny Garcia
Special Assistant to the Vice President	Larry Himes
Traveling Secretary	Philip E. Itzoe
Executive Assistant	Ann Lange

Player Development

Director/Minor League Operations	Don Buford
Assistant Director/Minor League Operations	Tripp Norton
Administrative Assistants	Gabi Tapkas, Kevin Ibach

Scouting

Director/Scouting	Tony DeMazio
Administrative Assistant	Marcy M. Zerhusen
Administrative Assistant	Brian Hopkins

Medical Staff

Club Physician	William Goldiner, MD
Club Physician, Orthopedics	Michael Jacobs, MD
Head Athletic Trainer	Richard L. Bancelis
Assistant Athletic Trainer	Brian Ebel
Strength and Conditioning Coach	Tim Bishop

CORPORATE SALES

Director/Corporate Sponsorship & Sales	Ron Brown
Corporate Sponsorship & Sales Manager	Jim Hawes
Corporate Account Manager	Kristen Schultz
Administrative Assistant	Mickey Brogan

PUBLISHING

Director/Publishing & Creative Media	Jessica Fisher
Graphic Designer	Laura Carter
Administrative Assistant/Pub. & Ballpark Entertainment	Kristen Davolio

BALLPARK ENTERTAINMENT

Producer	Mike Stashik
Producer	Jason Siemer

ORIOLES MERCHANDISING

Director/Retail Operations	John Greeley
Merchandising Supervisor	Jamie Bell
Catalog Supervisor	Suzie Marchetti
Washington, DC Store Manager	Bud Verge
York, PA Store Manager	Kelly Vecero
Gallery E Manager	TBA
Director/Fantasy Camp	Steve Freeman

SALES, FAN & TICKET SERVICES

Sales

Director/Sales	Matthew P. Dryer
Party Facility Coordinator	Linda Jones
Account Executives	Steve Freeman, Scott Hammond, Mark Hromalik, Lisa London, Mike Pintzuk, Chrissie Warzinsky
Sales Representatives	Jacquelyn Lee, Eric Feinblatt
Administrative Assistant	Debbie Weimert

Fan and Ticket Services

Director/Fan & Ticket Services	Donald E. Grove, Jr.
Ticket Manager	Audrey M. Brown
Administrative Assistant	Sabrina Dickerson
Ticketing & Service Manager	Chris D'Onofrio
Fax/Mail Supervisor	Carlos Goliath
Ballpark Tour Coordinator	Edward J. Gunther, III
Group Ticket Coordinator	Tom Heyerdahl
Processing Manager	M. Ethel January
Box Office Supervisor	Joe Keleman
Systems Inventory Manager	Steve Kowalski
Senior Staff	Harry Benninghoff, Joe Camaggio, Jim Camaggio, Ena Clark, Joe Codd, Cindy Dumas, Doris Gorman, Kandy Kepner, Joyce Noto, Sue Rowell, Lorraine Sapp, Lee Schmidt, Joan Walsh, Judy Valentini
Fan and Ticket Services Staff	Neil Aloise, Jennifer Ballwanz, Donna Barranco, Terry Berkeridge, Sandra Callanan, Mark Crouse, Jeff Colley, Colleen Gellatly, Andrew Holly, Janice Kemper, Teresa Oles, Jackie Pilat, Don Sapp, Rebecca Umberger

BALLPARK OPERATIONS

Director/Ballpark Operations	Roger Hayden
Head Groundskeeper	Al Capitos
Assistant Groundskeeper	Mel Mistifor, Derek Howatt
Umpires/Field Attendant	Ernie Tyler
Equipment Manager (Home)	James W. Tyler
Equipment Manager (Road)	Frederick Tyler
Manager/Event Operations	Doug Rosenberger
Mail Room Supervisor	Edward E. Riegely
Administrative Assistant	Linda Ashauer

OWNERSHIP OF THE ORIOLES

On October 4, 1993, American League owners unanimously approved the sale of ownership of the Orioles from then-principal shareholder Eli. S. Jacobs to a group of investors led by Baltimorean Peter Angelos. The sale placed the Orioles in local hands for the first time since 1979, when Jerold C. Hoffberger, representing his family which owned a controlling interest in both the Orioles and the National Brewing Company, sold the franchise to prominent Washington attorney Edward Bennett Williams.

From October 29, 1953, when the transfer of the St. Louis Browns franchise became official until Williams purchased the club late in 1979, the Baltimore Baseball Club, Inc. was publicly held and was operated by a group of Baltimore investors which owned a majority share of the BBCL. Among those who played key roles in the operation of the franchise during that 26-year period were: former chief executives Clarence Miles, who organized the group that secured the St. Louis Browns for Baltimore and who served as the club's first president; James Keeltly, Jr.; Joseph A. W. Iglehart; and Jerry Hoffberger, as well as longtime club treasurer Zanyvl Krieger ('58-'79).

PETER ANGELOS—MANAGING PARTNER



Peter Angelos, the Principal Owner and Managing Partner of the Baltimore Orioles, has brought dynamic leadership to the ballclub and to the community since he and his fellow investors restored the team to local ownership in August of 1993.

The Orioles have led the American League in average attendance in five of the last six seasons and have reached the American League Championship series twice. Further, since purchasing the team in 1993, ownership has increased annual club revenues by a margin of 55%. Every dollar of this increased revenue has been directed toward improving the product on the field. The Orioles ownership has committed to building a winner by signing players to long-term contracts and rebuilding a farm system that is now just beginning to pay dividends. The Orioles competitive record on the field and financial performance at the box office have improved both the value of the franchise and the baseball experience for Orioles fans.

Mr. Angelos has also taken constructive steps off the field. Fans who were seated in box seats down the left and right field lines had complained since the park's opening because their seats were improperly angled toward center field. More than 3,300 seats in question have been adjusted to improve their angle. Fans who felt uncomfortable when being approached near the ballpark by aggressive ticket scalpers received support from the Baltimore City Council in 1994 after Mr. Angelos sponsored a bill to banish the practice from the areas within 10 blocks of Camden Yards. In 1995 a "scalp free zone" was created at the ballpark for fans wishing to purchase tickets or sell tickets to others for face value. In addition, many fans whose season tickets were unfairly relocated when the club moved from Memorial Stadium had these injustices rectified at the insistence of Mr. Angelos.

Beyond correcting inherited problems and building a club fans can be proud of, the Orioles, through Mr. Angelos' leadership continues to make substantial contributions to the Maryland community, particularly for children. This past year the Orioles Charitable Foundation contributed to organizations such as The American Cancer Society, Boys and Girls Clubs, The Baltimore Zoo, The Johns Hopkins Children's Center, The Kennedy Krieger Institute, the Special Olympics, the Baltimore Baseball League, the American Lung Association, Saint Joseph Medical Center Foundation, University of Maryland Medical System, Maryland Public Broadcasting, Afram, and the Maryland Science Center. For the sixth straight year, the Orioles were the sponsor of the Baltimore Symphony Gala.

In 1996 the Orioles designated Cancer Research and Awareness as the team's community initiative. This initiative was chosen in response to the number of current, future and former Orioles stricken by the disease. Fundraising and cancer awareness events were held throughout the year.

In August, 1997, the Orioles presented the Trust for Public Land with a \$100,000 donation as a matching gift to be used toward the renovation of the newly renamed Leon Day Park, (formerly Bloomingdale Oval Park). The funding was used to develop a baseball field at the park.

During Mr. Angelos' leadership, the Orioles, through its foundation and client contributions have donated \$4.2 million to charitable causes.

Peter Angelos was raised in the industrial neighborhood of Highlandtown in East Baltimore. He graduated from Patterson Park

High School and from the University of Baltimore, where he was valedictorian of his class at the School of Law. An attorney since 1961, he is the President and managing partner of the Law Offices of Peter G. Angelos, P.C. He is a member of the American Trial Lawyers Association, American Bar Association, Maryland State Bar Association, District of Columbia Bar Association, Tennessee Bar Association and the New York State Trial Lawyers Association.

Mr. Angelos, known nationally for his success as a plaintiff's attorney, is admitted to practice before the courts of Maryland, Federal Courts, District of Columbia, Court of Appeals for the Fourth Circuit, the United States Supreme Court, and the United States Supreme Tax Court. In addition, Mr. Angelos has practiced in New York, Tennessee, and before the courts of numerous jurisdictions in the country.

Mr. Angelos has served the community as a member of the Baltimore City Council. He presently serves as a member of the Board of Trustees of Loyola College, The John Hopkins University, Western Maryland College, and the University of Baltimore, where he also serves on the Advisory Board of the University of Baltimore School of Law. He also serves on the boards of the University of Maryland Foundation, the Baltimore Symphony Orchestra, Saint Joseph's Hospital, the Grant-A-Wish Foundation and University of Maryland Hospital.

He has received Honorary Doctorate Degrees from Mount Saint Mary's College, Loyola College and the University of Baltimore. He is a member of the American Academy of Achievement and the Breath of Life Lung Association. Mr. Angelos is the recipient of the Ellis Island Medal of Honor, the Pillar of Sports Advertising Club award, and the AFL-CIO Social Justice award. He was also named Sportsman of the Year in 1995 by the New York Daily News. In 1998, Mr. Angelos was named Marylander of the Year by the Editorial Board of the Baltimore Sun. Mr. Angelos was voted the most Influential Person in Baltimore 1999 by the readers of the Baltimore Business Journal. He received the Common Ground Award for Sports Diplomacy and the Urban League's Whitney M. Young, Jr. Award.

He and his wife, Georgia Kousouris Angelos, reside in Baltimore. They have two sons, John and Louis.

JOE CODD: THE ONE AND ONLY

One person has been with the Orioles organization since the beginning in 1954. He is Joe Codd, a member of the ticket staff now in his 48th season with the club.



Wanda T. Clancy: President
The Calverton School



Stephen A. Goppo:
President and CEO of
Diamond Comic Distributors



Harvey M. Meyerhoff:
Chairman of the board of
Magna Holdings, Inc.



David H. Bernstein:
Chairman of the executive
committee of the board of
directors of Duty Free
International, Inc.



Edward J. Brush: President
of the Fountainhead Group



Barry Levinson: Motion pic-
ture producer, writer and
director.



Henry Knott II: Marlon L
and Henry J. Knott
Foundation



Pat Smyth: Chairman of the
board, Helix Health, Inc.



Roger R. Bunt: MG (AUS,
Ret.); Chairman and CEO
of Blunt Enterprises, Inc.



Pam Shriver: Professional
tennis player.



William P. Beaton: Owner
of The Beaton Companies.



Jim McKay: ABC-TV sports
commentator.



Alfred Tyler II: President of
Weston Investments, Inc.



George P. Starnas: Partner,
Wilmer, Cutler & Pickering



James S. Riepe: Managing
director of T. Rowe Price
Associates



John H. Laporte: Managing
director T. Rowe Price
Associates.



Wayne R. Gioioso, Sr.:
Owner of Gioioso
Investments.



Jack B. Dunn, IV: President
and chief executive officer
of Forensic Technologies
International Corp.

A Baltimore native, Dunn currently resides in Timonium, MD with his wife, Paul. Dunn graduated from the University of Georgia in July 1980 and resides in Bowie.

TOM CLANCY—VICE CHAIRMAN OF COMMUNITY PROJECTS & PUBLIC AFFAIRS



In the mid-1980's, Tom Clancy was an obscure Maryland insurance broker with a passion for naval history and only a letter to the editor and a brief article on the MX missile to his credit. Years before, he had been an English major at Baltimore's Loyola College and had always dreamed of writing a novel. His first effort, *The Hunt for Red October*, the story of a Russian submarine captive who defects to the United States, sold briskly as a result of rave reviews, then catapulted on to the New York Times bestseller list after President Ronald Reagan pronounced it "the perfect yarn" and "non-put-downable." Since then, Clancy has established himself as the undisputed king of the techno-thriller, a literary genre he's credited with invention, and a master at building realistic scenarios by "turning up the volume" on current events and political reality. Other #1 bestsellers followed: *Patriot Games*, *Cardinal of the Kremlin*, *Clear and Present Danger*, *The Sum of All Fears*, *Without Remorse*, *Debt of Honor*, *Executive Orders*, and most recently, *Rainbow Six*.

The walls of Clancy's office are lined with war games, books on weapons, and government produced maps, all tribute to his lifelong fascination with technology and the military. Although severe myopia limited his personal involvement as a member of the armed forces to a brief stint in Loyola's ROTC program, the success of his books has resulted in his "adoption" by the military. He is regularly welcomed aboard jets, submarines, and destroyers, and permitted to ride in tanks to his heart's content. Admirals and generals give him access, Pentagon officials debrief him, and many of his books are required reading at our nation's war colleges.

His non-fiction works include *Submarine*, *Armored Cav*, *Fighter Wing*, *Marine*, *Airborne*, and *Into the Storm: A Study in Command* with General Fred Franks, Jr. (Ret.). He is the co-creator of the *Op-Center*, *Power Plays*, and *Net Force* series.

JOE FOSS—VICE CHAIRMAN/CHIEF OPERATING OFFICER



Now in his eighth season as the Orioles' Vice Chairman, Joe Foss oversees all of the club's day-to-day operations. These include all of the business, financial, and administrative operations, as well as working with the Baseball Operations Department on budgets and player contracts.

Foss is a trustee of the Major League Baseball Players Benefit Plan. He is a member of the MLB Scheduling Committee, the MLB Disaster Plan Committee, and the Joint Committee for International Play. On June 1, 1993, Foss joined Peter Angelos' acquisition team and then supervised the transition between ownership groups. Mr. Angelos appointed him to Vice Chairman on December 9, 1993.

Foss graduated from St. Thomas College in St. Paul, MN in 1970, where he received his BA in Business Administration. In 1972, he received his MBA in Marketing/Finance from the University of Minnesota at Mankato. His extensive educational background led to 17 successful years in the banking industry with the Norwest Corporation in Minneapolis where he held positions from Commercial Banking Officer to Senior Vice President.

Foss continued his career in banking when he relocated to the Washington metropolitan area and accepted the position of President and Chief Operating Officer of First American Bank, N.A., of Washington in December '89. In April 1991, he was elected Chairman of the Board and Chief Executive Officer.

Community involvement is very important to Foss. He is an active board member of the Kennedy-Krieger Institute, the Maryland Special Olympics, the Babe Ruth Museum, and the Johns Hopkins Center for ALS Research. He is a former president of the Minnesota Aquatennial Association, former treasurer and trustee of The Green Door (Washington, DC), and former board member of the Children's Theatre Company of Minneapolis and the National Aquarium in Baltimore.

Joe was born December 27, 1948 in Minneapolis. He and his wife Dawn have three children: Katie (19), Annie (15), and Michael (13). They reside in Hunt Valley, MD.

JOHN P. ANGELOS—EXECUTIVE VICE PRESIDENT



Now in his eighth season with the Orioles, John Angelos is responsible for the day-to-day business operations of the club. In January 1999, he was named to the position of Executive Vice President. In his current capacity, John oversees the Marketing, Financial Operations, Sales and Ticket Services, Concessions, Ballpark Operations and Public Relations divisions of the ballclub.

John joined the Orioles organization in January 1994 as Special Assistant to the Chairman. John oversaw the reorganization of the Sales, Ticketing, Ballpark Operations and Customer Service Departments of the company.

After graduating from the Gilman School in Baltimore, Maryland, John received a B.A. in Philosophy and Political Science from Duke University and a law degree (J.D.) from the University of Baltimore.

John resides in downtown Baltimore.

ROBERT AMES—VICE PRESIDENT AND CHIEF FINANCIAL OFFICER



Bob Ames is in his eighth year with the Orioles. He joined the Orioles in April 1994 after an eight-year stint with Waverly, Inc. in Baltimore. He was promoted to vice president in January 1999.

With the Orioles, Bob is responsible for general administration, accounting, management information systems, human resources and special projects.

Prior to joining the Orioles, Ames served as Treasurer of Waverly, Inc. While with Waverly he managed taxes, accounts receivable, credit and collections and the cash management departments.

A native Baltimorean, Ames received Bachelor of Science degrees in Microbiology and Journalism/Public Relations from the University of Maryland in 1980. In 1987 he earned his Masters Degree in Finance from the University of Baltimore. Bob is a Certified Public Accountant and is a member of the Maryland Association of CPAs and the American Institute of CPAs.

Bob resides in Churchville, MD, with his wife Linda, their three daughters Emily, Lindsay and Kaitlin, and their son, Benjamin.

LOU KOUSOURIS—VICE-PRESIDENT/SPECIAL LIAISON TO THE CHAIRMAN



Lou Kousouris joined the Orioles in February 1994. Now in his eighth season with the team, he was promoted to Vice-President prior to the 1999 season. Lou has worked for Peter Angelos since 1981 in the Real Estate and Hospitality industries.

After attending the Boys Latin School, Lou received a Bachelor's degree in Sociology from C.W. Post College in Greenvale, NY, where he played football and lacrosse. After graduation, he coached both of these sports on the high school and college levels. In addition, Lou coached youth lacrosse in Baltimore for more than 10 years.

Kousouris is very active in the community, sitting on the Board of Directors for both the Salvation Army and Camp Puh'tok. Camp Puh'tok, located in Monkton, MD, is a camp for underprivileged children. In November 1998, Lou was instrumental in coordinating the 1958 Baltimore Colts Anniversary Banquet. Proceeds from the event benefited the Johns Hopkins University School of Medicine ALS (Lou Gehrig's Disease) research.

A Baltimore native, Lou currently resides in Timonium, MD with his wife Pat. Kousouris has two children, Louis III, a West Point graduate, who is stationed in Colorado, and Alexandra, who graduated from the University of Georgia in May 2000 and resides in Boston.

SYD THRIFT—VICE PRESIDENT, BASEBALL OPERATIONS



Syd Thrift enters his seventh season in the Orioles organization and his second as Vice President for Baseball Operations. Syd is in charge of the day-to-day baseball operations, overseeing the major league, minor league and scouting departments.

After serving as the Assistant General Manager of the Chicago Cubs from 1991-94, Syd joined the Orioles in 1995 as Director of Player Development. He remained in that position until being named Director of Player Personnel in January 1999. He was named Vice President for Baseball Operations on December 22, 1999.

Since taking over the baseball operations, Syd has dramatically increased the organization's scouting department at both the amateur and professional levels. He also has placed further emphasis on an individualized year-round conditioning program for players, which he began at the minor league level when he joined the ballclub in 1995.

As the 2000 season began, Thrift sought to augment the Orioles system not only with major league free agents but through the signing of six-year minor league free agents as well. One of those signees, RHP Jose Mercedes, was the American League's winningest pitcher over the second half of last season and led the O's with 14 victories. He later engineered a series of trades in late July that brought three regular position players — Brooke Fordyce, Melvin Mora and Chris Richard — along with six other players beginning the season on the Orioles 40-man roster (Leslie Brea, Juan Figueroa, Mike Kinkade, Fernando Lunar, Mark Nussbeck and Luis Rivera).

Syd brought many innovative ideas into the baseball operations of the Pittsburgh Pirates, Kansas City Royals, Oakland A's, New York Yankees and Chicago Cubs before joining the Orioles. The former left-handed pitcher and first baseman began his professional playing career in the New York Yankees farm system in 1949. He began his post-playing baseball career as a scout for the Yankees and Pirates in the 1950s. In 1968 he joined the Kansas City Royals, where he served as Eastern Scouting Director and founding Director of the Royals' renowned Baseball Academy in 1970. The academy produced 14 major leaguers, including 8-time Gold Glove winner Frank White. He later served as Director of Player Personnel for the Oakland Athletics and as Senior Vice President of Baseball Operations for the New York Yankees. Long known for his ability as a talent evaluator, Syd was involved in the recruitment, signing and development of more than 30 players to appear in the major leagues, including White, Rickey Henderson, Moises Alou, Al Oliver and Bobby Bonilla.

In 1981, Thrift opened Syd Thrift and Associates, Inc. Realtors in Vienna, VA, serving as President and CEO. He remained active in baseball, however, and returned to the major leagues as General Manager of the Pittsburgh Pirates from 1985 through 1988. He was instrumental in leading the Pirates from a last place team to a contender, and gave respected manager Jim Leyland his start as a major league skipper in 1985 with Pittsburgh.

In 1988 he was named Dapper Dan "Man of the Year" in Pittsburgh, the first non-player to be so honored. In 1987, Syd was honored by the Arthritis Foundation and was Vector's "Man of the Year" in sports. In 1990 he was awarded an honorary doctorate of law from his alma mater, Randolph-Macon College in Ashland, VA. He was presented the Edwin Rommel Award in 1995 for years of contribution to the game and in 1998, he was inducted into both the Virginia Sports Hall of Fame and the Randolph-Macon College Athletic Hall of Fame.

In 1990 he authored "The Game According to Syd," published by Simon and Schuster and co-written by Barry Shapiro. Numerous college, high school and youth baseball programs have used the teaching and training book.

A native of Locust Hill, VA, Thrift graduated from high school at the age of 16. He then attended Randolph-Macon College where he graduated at the age of 20. While in college, Syd played baseball and earned All-State honors. In June 1949, the left-handed pitcher signed with the New York Yankees organization.

Syd and his wife, Dolly, have two sons, Jim (38) and Mark (36). Jim is married to the former Michelle Fort and they have four children: Ryan (9), Audrey (7), Brandon (6), and Aaron (3).

DON BUFORD—DIRECTOR, MINOR LEAGUE OPERATIONS



Orioles Hall of Famer Don Buford begins his second season as Director of Minor League Operations, overseeing all aspects of the organization's farm system. He was named to his current position on January 3, 2000 and is the first African-American to head a department in the club's Baseball Operations Department.

Buford has worked for the team in a number of capacities since rejoining the organization in June 1988 as bench coach under manager Frank Robinson. He moved into the Player Development office in 1989 and served three years as Director of Field Operations before moving back into uniform as manager at AA Bowie for two years, where in 1993 he was voted to manage the Class AA All-Star Game. Buford joined the Orioles major league staff in 1994 as bench coach and defensive coordinator before moving back to the front office again in 1995

as Assistant Director of Player Development, where he remained until he was promoted to his current position.

A .264 career hitter, Buford spent five of his 10 major league seasons with the Orioles, 1968-72. As the Orioles lead-off batter and offensive catalyst, he had an on-base percentage over .400 from 1969 through 1971, helping the Orioles to three straight American League pennants and one World Championship in that time. He also made the 1971 AL All-Star team. In all, he played 17 years of professional baseball. He was the Chicago White Sox rookie of the year in 1964 and spent five years with the Sox before being traded to the Orioles on Nov. 29, 1967. He grounded into only 34 double plays in his career, and his GDP rate of one every 133.9 at bats is the best in major league history. He retired in 1976 after playing four seasons in Japan.

Buford played three years of baseball and two years of football at the University of Southern California, graduating in 1959 with a B.S. degree in physical education. He was an all-Pacific Coast team running back and was named to the all-opponent team by both Notre Dame and UCLA. In baseball, he was a member of the Trojans' 1958 NCAA College World Series champs. In December 2000, he was elected to the USC Athletic Hall of Fame.

Don and his wife of 40 years, Alescia, make their permanent home in Sherman Oaks, CA. They have three sons all tackling different aspects of athletics: Don Jr., an orthopedic surgeon specializing in sports medicine; Daryl, a sports attorney; and Darnon, an outfielder with the Chicago Cubs. While serving as an assistant baseball coach at USC from 1985 through 1988, he coached both Don and Darnon.

In 1993, Buford was elected to the Orioles Hall of Fame.

MOST AB PER GDP (minimum 3500 AB)

1. Don Buford	4553	34	133.91
2. Brett Butler	8180	62	131.94
3. Mickey Rivers	5629	44	127.93
4. Don Blasingame	5296	41	126.95
5. Vince Coleman	5405	45	120.13
6. Lenny Dykstra	4558	36	116.9
7. Omar Moreno	4992	45	110.93
8. Brady Anderson	5889	57	105.07
9. Darnon Daulton	3630	35	103.71
10. Rob Deer	3881	35	103.71

TONY DEMACIO—DIRECTOR OF SCOUTING



Tony DeMacio, 56, begins his third season as the Orioles' Director of Scouting and already has left his mark on the organization's future. In the 1999 First Year Player Draft, he oversaw the Orioles' selection of seven of the first 50 picks, including four first round and three "sandwich" selections and was instrumental in the getting the organization's first 13 picks signed. The draft was widely hailed in baseball circles not just for the quantity of early picks, but for the quality of the selections. Last year, the Orioles added to their farm system through another strong draft with the signing of 18 of the first 22 picks, including first-round selection Beau Hale out of the University of Texas.

DeMazio was named to his current position on December 4, 1998, after spending four seasons (1995-98) as East Coast Scouting Supervisor with the Chicago Cubs. He began his baseball career with the Atlanta Braves and was with them for seven years, from 1983-90. Tom Glavine, a two-time Cy Young Award winner, was the first player that Tony signed for the Braves. The last player he signed before leaving the Braves was Chipper Jones.

Tony joined the Cleveland Indians organization in 1991 and was closely involved in drafts that brought future major leaguers Manny Ramirez, Chad Ogea, Albie Lopez, Jon Nunnally, Paul Shuey, Pep Harris, Paul Byrd and Herbert Perry to the Indians farm system. He served as National Crosschecker for the Cleveland Indians and in '94 he was a major league scout for Cleveland. Following the 1994 season, he joined the Cubs.

A Pittsburgh, PA native, he attended Parsons College in Fairfield, IA where he played four years of baseball. Tony and his wife, Diane, reside in Virginia Beach, VA. He has a daughter, Heather, who resides in Cockeysville, MD, and a son, Robert, who is a student at West Virginia University.

THE BABE RUTH BIRTHPLACE & MUSEUM

On February 6, 1895, George Herman "Babe" Ruth was born at 216 Emory Street in a Baltimore rowhouse located "just a long fly ball from Oriole Park at Camden Yards." This house is one of the top baseball museums in the country, featuring an extensive collection of Ruthian artifacts and mementos, as well as serving as the official museum of the Baltimore Orioles and the archives of the Baltimore Colts.

The Museum showcases different aspects of baseball in exhibits throughout the year. Among this year's highlights are exhibits on Babe Ruth, baseball's Player of the Century, Cal Ripken, the consecutive games played Ironman, and Memorial Stadium, Baltimore's House of Magic.

The Museum's popular Second Saturdays program, held on the second Saturday of most months, this year will feature guest speakers on such topics as umpiring, professional sports agents, women in baseball and more. The Museum also hosts appearances by past, present and future Orioles and other Major League stars, as well as nationally known authors of sports publications for lectures and book signings.

Striving to exhibit its growing collection, the Museum plans to expand into a second facility, Camden Station, which is adjacent to Oriole Park at Camden Yards. Orioles owner Peter Angelos has donated \$1,000,000 to make the Camden Station project a reality. The historic train station will feature many displays on the Orioles and Ruth, a full-size theatre, virtual reality exhibits and hands-on children learning areas, including a discovery room, classrooms and much more. The Museum will continue to maintain the current Babe Ruth Birthplace on Emory Street, with shuttle bus service between both sites.

For Museum hours, upcoming exhibits and other information, call the Babe Ruth Birthplace and Museum at 410-727-1539, or visit.

ORIOLES IN THE COMMUNITY: BEYOND THE YARD

The Baltimore Orioles have consistently invested in the great fans and the supportive community that surrounds this ballclub. During the past 16 years, the Orioles have broadened the scope and emphasis of their community outreach to emphasize education-based programs. Below is a brief summary of some of the many community initiatives undertaken during the last year.

THE 2000 SEASON

The Baltimore Orioles Charitable Foundation and the Baltimore Orioles, Inc. support many civic and charitable organizations with the goal of enriching the lives of our fans in the community. Since the current ownership group, headed by Peter Angelos, purchased the Orioles, the Baltimore Charitable Foundation and the Baltimore Orioles Inc. have donated \$4.7 million to support various organizations in the Orioles community.

ORIOLES ACADEMY

The Orioles Academy is a cooperative effort among the Baltimore Orioles, the Baltimore City Public School System, Communities In Schools, the Abell Foundation and many other state and community partners. The Orioles made a donation of \$50,000 a year for three years to help fund this alternative school for at-risk middle school students. In addition, the Orioles will provide incentives for the students, player appearances, tickets to games and other experiences that will help these students successfully achieve. There are several Communities In Schools academies around the country, but the Baltimore Orioles are the first major league baseball team to attempt such a program.

TICKET DONATIONS

Orioles players made the dream of attending a major league baseball game a reality for thousands of area children this past year. Some players who established or continued ticket programs included: Cal Ripken (Cal's Because We Care Program), Brady Anderson (Anderson's All-Stars), Scott Erickson (The Erickson Zone), and Sidney Ponson (Ponson's Pack).

The Orioles organization also donated 10,000 tickets to students from schools throughout the state of Maryland during Safety Patrol Days at the ballpark and more than 3,000 tickets to charitable organizations.


PITCH AND HIT CLINICS

The Baltimore Orioles and Coca-Cola have teamed up to teach kids in the Orioles region the joy of playing baseball. Children ages 6-12 learn pitching and hitting skills from Orioles players and coaches.

ORIOLES APPEARANCES

Orioles players past and present attended more than 200 community events throughout the region this year. These appearances included clinics, schools, the Babe Ruth Museum, libraries, and little league and civic organizations. The Orioles Bird mascot also "flew" to more than 400 appearances all over the region in communities from Virginia to Pennsylvania.





READING PROGRAMS

Summer Reading Program

Brady Anderson encouraged kids to read this past summer during the Orioles Summer Reading program, sponsored by the Baltimore Sun. More than 130,000 children in 19 counties throughout the state participated in the program. One top reader from each county was recognized on the field during a pre-game ceremony where Brady congratulated each child and presented them with an Orioles goodie bag.

Kids Help Adult Readers

The Orioles, along with the York County Literacy Council's Buck-A-Book program and the Baltimore County Reading Makes Cents Program, gives kids incentives to read and raise money for literacy. The best readers from each program are invited to a game at Oriole Park and to meet a player.

Breaking the Barriers

Breaking the Barriers is an ethics-based school program for children ages 9-13. This program explores nine life values through activities that incorporate reading, comprehension, writing and math. Over 320 Baltimore city classrooms participate in this program each year.

Reading, Runs and Ripken

Each year since 1991, Cal Ripken and Baltimore Reads team up to raise funds through the Reading, Runs and Ripken Campaign. During the campaign, businesses and individuals pledge to support literacy.

ORIOLES REVIVING BASEBALL IN THE INNER CITY (RBI) PROGRAM

RBI is a national Major League Baseball Initiative administered locally by the Orioles and Coca-Cola. RBI encourages young adults ages 13-18 to stay in school, develop self-esteem and enjoy the pleasures of big league baseball. Over 220 kids participated in the program last season.



BALTIMORE BASEBALL LEAGUE

Baltimore Baseball League is designed to promote better academic skills and encourage kids to play baseball. Over 800 fourth and fifth grade students are given a weekly academic score card which charts citizenship, attendance and homework. Students must achieve in each category in order to play.

CARDBOARD TO LEATHER

The Oriole Advocates' Cardboard to Leather program provides baseball equipment, collected from Orioles fans, to children in developing countries. Last year more than four tons of baseball equipment was sent to Cuba and to the Dominican Republic.

DONATIONS

Each year the Orioles donate tickets, autographed items and memorabilia to raise funds for more than 3,000 charitable organizations, silent auctions, schools and civic groups.


ORIOLES WIVES ORGANIZATION

In 2000, the Orioles Wives concentrated their efforts in support of autism research. A gala held at the Center Club raised over \$120,000 and \$20,000 was raised through the annual Orioles Charity Golf Outing.

In addition to their work on behalf of autism, the Wives donated \$45,000, raised from the 1999 Orioles Bird Feed cookbook, to the Johns Hopkins Children's Center to refurbish the children's play deck. The ribbon cutting for this facility is scheduled for April 2001.

In July, the Wives hosted their annual Food Drive to benefit the Maryland Food Bank. Their work has netted more than 70,000 pounds of food for needy Marylanders over the past 12 years. This year the Wives collected more than \$10,000 in contributions that were used to purchase turkeys for needy families at Thanksgiving.


MANAGER AND COACHES



Orioles manager Mike Hargrove

30 MIKE HARGROVE

MANAGER



Full Name: Dudley Michael Hargrove
Born: October 26, 1949
Opening Day Age: 51
Height: 6'0" **Weight:** 215
Bats: L **Throws:** L
Birthplace/Residence: Born in Perryton, TX...Resides in Richfield, OH
Contract Status: Signed a three-year contract thru '02 with a club option for 2003; the Orioles exercised the option for 2003 on Oct. 13, 2000
M.L. Service: Enters his 11th season as a major league manager and his second with the Orioles...He was named O's manager on November 3, 1999, following an 8 1/2-year stint as manager of the Cleveland Indians...Was named Indians manager on July 6, 1991...Had been first base coach for 1 1/2 seasons...Played 12 seasons as a first baseman in the major leagues with Texas, San Diego and Cleveland.

MANAGERIAL/COACHING CAREER

Mike begins his second season as Orioles manager after guiding the club to a 74-88 mark last year...The Orioles were 43-57 on July 28 when they began a transition, making five trades in the span of three days that dramatically changed the make-up of the club...With more youth and speed, the Orioles went 31-31 the rest of the way...Less than two weeks after the season ended, on October 13, 2000, the Orioles exercised the option in Hargrove's contract for the 2003 season...Before joining the Orioles, Hargrove led an overhaul in Cleveland that resulted in the Indians capturing five consecutive American League Central Division titles during an 8 1/2 year turn as manager...He was named the Orioles' 14th manager on November 3, 1999, only 20 days after being let go in Cleveland...With the Indians, Hargrove posted a 721-591 record (.550)...His teams won two American League championships, in 1995 and 1997, and advanced to the ALCS three of the last five seasons...He is the only Cleveland manager to win more than one league title or earn consecutive post-season appearances...His 721 wins is second on Cleveland's all-time list behind Lou Boudreau's 728...Hargrove was named Indians manager on July 6, 1991, replacing John McNamara...His career winning percentage of .540 (795-677) ranks 4th among current major league managers...Over the last six seasons, starting in 1995, his teams have averaged 91 wins...He was named American League Manager of the Year by The Sporting News in 1995 after leading the Indians to a 100-44 record (.694) and their first AL pennant in 41 years...USA Today's Baseball Weekly named him as the AL's top manager in 1993...In 1994, he finished 2nd to New York's Buck Showalter in the BBWAA AL Manager of the Year voting and in 1995 he finished 3rd (behind Seattle's Lou Piniella and Boston's Kevin Kennedy)...He won his 500th game as a major league manager on 7/20/97 vs. Boston; No. 600 on 8/8/98 at Tampa Bay; and No. 700 on 8/22/99 at Seattle...He managed the Major League All-Star Team that toured Japan after the 1998 season to a 6-2 record.

Hargrove was the Indians first base coach in 1990-91 before being named manager...Prior to joining the major league staff, he spent one year coaching and three seasons managing in the Cleveland farm system...After coaching at Class A Batavia (NY-Penn League) in 1986, he was named manager at Class A Kinston in 1987 and was named Carolina League Manager of the Year after leading Kinston to a runner-up finish in the CL Championship...He managed at AA Williamsport (Eastern League) in 1988...He led Colorado Springs to the Pacific Coast League first half title in 1989 on his way to being named AAA Manager of the Year and the top managerial prospect by *Baseball America*...His overall record as a minor league manager was 219-212 (.508).

PLAYING CAREER

Mike batted .290 over 12 seasons in the major leagues with Texas, San Diego and Cleveland, 1974-85...After two years in the minors, he jumped from Class A ball to the majors in 1974 and was named the American League Rookie of the Year by both the BBWAA and The Sporting News after batting .323 with 66 RBI for Texas...He played 5 seasons for Texas before being traded to San Diego following the '78 season, then was sent by the Padres to Cleveland on June 14, 1979, where he played the final 6 1/2 years of his career before retiring in 1985...He was named to the AL All-Star team in 1975 and twice led AL batters in walks (97 in 1976 and 107 in 1978)...He was Texas' 25th round pick and the 527 player selected overall in the 1972 First Year Player Draft.

PERSONAL/MISCELLANEOUS

Married to the former Sharon Rupprecht (12/27/70)...Five Children: Kimberly Denise (3/18/75), Melissa Kathryn (12/7/76), Pamela Christine (1/18/79), Andrew Michael (10/31/81) and Cynthia Michelle

(2/28/89)...Graduated in 1968 from Perryton (TX) High School, where he played football, basketball and golf...He never played high school baseball, but the baseball field at Perryton HS has been named Mike Hargrove Field...He was All-State in football in 1968 and all-conference in basketball...Was named the outstanding back in the Greenbelt Bowl, a Texas high school all-star game, when he intercepted three passes and tossed the game-winning TD pass...Played baseball, basketball and football at Northwest Oklahoma State University (Alva, OK) and earned his degree in Physical Education and Social Sciences...Was named to Who's Who Among Colleges and Universities in 1972...Once intercepted 4 passes in a game in college...In 1992, Mike was inducted into both the Northwest Oklahoma State Hall of Fame as well as the NAIA Hall of Fame...This past winter, he was inducted into the Texas Panhandle Sports Hall of Fame...He also was voted as manager on the all-Texas Team of the 20th Century...Mike played American Legion and Little League ball as a youngster...Enjoys golf, reading books and hunting in his spare time...His wife, Sharon, is the author of a book, "Safe at Home, a baseball wife's story," co-written with Dick Costa...For the past two winters, Mike has taken part in the Orioles annual FanFest and made several appearances at banquets in Maryland and southern Pennsylvania...His son, Andy, a power-hitting first baseman for St. Ignatius HS in Richfield, OH, was selected by the Orioles in the 31st round of the 2000 First Year Player Draft but opted to attend Yavapai Jr. College in Prescott, AZ.

PLAYING RECORD

YEAR	CLUB	AVG	G	AB	R	H	2B	3B	HR	RBI	BB	SO	SB
1972	Gaeneva-1	.287	70	243	38	55	8	0	4	37	52	44	3
1973	Gastonia	.351	130	456	88	160	35	8	12	82	66	47	10
1974	TEXAS	.323	131	415	57	134	18	6	4	66	49	42	0
1975	TEXAS	.303	145	519	82	157	22	2	11	62	79	66	4
1976	TEXAS	.287	151	541	80	155	30	1	7	58	97	64	2
1977	TEXAS	.305	153	525	96	160	28	4	18	69	103	59	2
1978	TEXAS	.251	146	494	63	124	24	1	7	40	107	47	2
1979	SAN DIEGO-2	.192	52	125	15	24	5	0	0	8	25	15	0
	CLEVELAND-3	.325	100	338	60	110	21	4	10	56	53	40	2
1980	CLEVELAND	.304	160	589	86	179	22	2	11	95	111	36	4
1981	CLEVELAND	.317	94	322	43	102	21	0	2	49	60	16	5
1982	CLEVELAND	.271	180	591	67	160	29	1	4	85	101	58	2
1983	CLEVELAND	.286	134	469	57	134	21	4	3	57	76	40	0
1984	CLEVELAND	.267	133	352	44	94	14	2	2	44	53	38	0
1985	CLEVELAND	.285	107	284	31	81	14	1	1	27	39	29	1
	Minor Lg. Totals	.308	200	699	126	215	43	8	16	119	120	91	13
	BALTIMORE Totals	.292	1614	5439	768	1590	261	28	80	678	940	535	24
	American League	.192	52	125	15	24	5	0	0	8	25	15	0
	National League	.290	1668	5554	783	1614	266	28	80	686	965	550	24
	ML Totals												

1-Selected by Texas in the 25th round of the 1972 First Year Player Draft

2-Traded to San Diego along with IF Kurt Bevacqua and RHP Bill Fahey in exchange for OF Oscar Gamble and C/1B Dave Roberts on October 25, 1979

3-Traded to Cleveland in exchange for 3B Paul Dale on June 14, 1979

ORIOLES MANAGERS ALL-TIME RECORDS

Manager	Year	W-L	Pct.	Record
Lundin Harris	1901	17-10	.630	1905-71-73 .483
Earl Weaver	1969-82/85-86	1,483-1,090	.573	1955-51 517-539 .480
Davey Johnson	1996-97	186-138	.574	1998-99 157-167 .485
Hank Bauer	1964-68	407-318	.561	Mike Hargrove 2000- 74-88 .457
Joe Altobelli	1983-85	212-187	.529	Frank Robinson 1988-91 230-285 .447
Johnny Cueto	1981-84	291-270	.519	Cal Ripken, Sr. 1987-88 68-101 .402
Billy Hitchcock	1962-63	163-161	.503	Jimmy Dykes 1984 54-100 .351

ACTIVE MANAGERS BY WIN PERCENTAGE

Manager	Current Team	Pct.	Record
Bobby Cox	Braves	.580	1,616-1,271
Charlie Manuel	Indians	.556	90-72
Larry Dierker	Astros	.548	355-293
Mike Hargrove	Orioles	.540	799-677
Jim Williams	Red Sox	.538	630-540
Dusty Baker	Giants	.532	655-577
Tony LaRussa	Cardinals	.524	1,734-1,578
Lou Piniella	Martins	.521	1,110-1,020
Johnny Cueto	Rangers	.519	786-729
Jerry Manuel	White Sox	.515	250-235

MANAGERIAL RECORD

YEAR	CLUB	LEAGUE	POSITION	W	L
1967	Kinston	Carolina	2nd	75	65
1968	Williamsport	Eastern	6th	66	73
1969	Colorado Springs	Pacific Coast	2nd	78	64
1991	Cleveland	American	7th	32	53
1992	Cleveland	American	T14th	76	86
1993	Cleveland	American	6th	76	86
1994	Cleveland	American	2nd	66	47
1995	Cleveland	American*	1st	100	44
1996	Cleveland	American #	1st	98	62
1997	Cleveland	American*	1st	86	75
1998	Cleveland	American #	1st	89	73
1999	Cleveland	American #	1st	97	65
2000	Baltimore	American	4th	74	88
MAJOR LEAGUE TOTALS				795	679
PROFESSIONAL TOTALS				1,014	1,261

American League Central Division Champions
* American League Champions

HARGROVE'S POST SEASON & ASG MANAGERIAL RECORD

YEAR	CLUB	LEAGUE	DS	LCS	WS	ASG
			W-L	W-L	W-L	W-L
1995	Cleveland	American	3-0	4-2	2-4	-
1996	Cleveland	American	1-3	-	-	0-1
1997	Cleveland	American	3-2	4-2	3-4	-
1998	Cleveland	American	3-1	2-4	-	1-0
1999	Cleveland	American	2-3	-	-	-
TOTALS (27-25)			12-9	10-8	5-8	1-1

48 TERRY CROWLEY

HITTING COACH



Full Name: Terrence Michael Crowley
Born: February 16, 1947
Opening Day Age: 54
Height: 6'0" **Weight:** 190
Bats: L **Throws:** L
Birthplace/Residence: Born in Staten Island, NY...Resides in Hunt Valley, MD
Contract Status: Signed through 2002
M.L. Service: Played for the Orioles for parts of 12 seasons and played in the majors for parts of 15 seasons...Was Baltimore's 11th round selection in 1966 Draft...Played in three World Series.

MANAGERIAL/COACHING CAREER

Terry was named the Orioles hitting coach for the second time on October 6, 1998...He begins the third season of his second stint with the club...Crowley also served as the Orioles hitting coach from 1985-88 under former managers Joe Altobelli, Earl Weaver, Cal Ripken, Sr., and Frank Robinson...In his first season back in 1999, the O's set club records for batting average (.279) and hits in a season (1,572) and matched the club record with 299 doubles...Last season, they set a new team mark with 310 two-base hits...In between his stretches with the Orioles, he served as the minor league hitting instructor for the Boston Red Sox in 1989 and 1990 before spending eight seasons as the Minnesota Twins' batting coach, 1991-1998...In 1984, Terry was the Orioles' minor league batting instructor.

PLAYING CAREER

Was selected by the Orioles in the 11th round of the 1966 Draft...He debuted for the Orioles in 1969...In 1973, he became the Orioles first ever designated hitter...Played for the Orioles for parts of 12 seasons (1969-73 and 1976-82)...He batted .250 (379-1518) with 174 RS, 62 2B, 42 HR, and 229 RBI...He appeared in three World Series, two with Baltimore (1970 and 1979) and one with Cincinnati (1975)...Signed with the Montreal Expos as a free agent on May 25, 1983...Terry is tied for 9th all-time with 108 pinch hits...He became only the eighth player to collect 100 pinch-hits...In 1980, had major league career high 67 hits, 12 HR and 50 RBI...Terry's major league debut came as a pinch-hitter on September 4, 1969 at Detroit against Earl Wilson...On September 13, 1969 vs Cleveland, he singled off Steve Hargan for his first major league hit...Hit his first major league HR off Dave Boswell on May 1, 1970 vs. Minnesota...His first career grand slam came as a pinch hitter off Roger Nelson on July 23, 1972 at Kansas City.

PERSONAL/MISCELLANEOUS

Married to the former Janet Boyle...Four Children: Karlene (1/19/64), Terry, Jr. (1/2/68), Jimmy (10/16/69) and Karen (8/29/76)...Nicknamed "Crow"...Terry, Jr., was Baltimore's 8th round pick in June, 1986 free agent draft...His son Jimmy, also an infielder, was Boston's 11th round pick in '91 after being named first team Coaches All-America as junior at Clemson...Attended Long Island University where he was named All-America and All-Met Conference in baseball.

ALL-TIME PINCH-HIT LEADERS

1. Manny Mota	150	6. Jerry Lynch	116
2. Smokey Burgess	145	7. Rod Lucas	114
3. Greg Gross	143	8. Steve Braun	113
4. Lenny Harris	130	9. Terry Crowley	108
5. Jose Morales	123	Denny Walling	108

PLAYING RECORD

YEAR	CLUB	AVG	G	AB	R	H	2B	3B	HR	RBI	BB	SO	SB
1966	Miami-1	.255	19	51	5	13	1	0	0	3	5	3	0
1967	Miami	.282	135	497	50	130	24	10	3	49	61	51	21
1968	Elmira	.271	55	181	19	49	8	1	0	22	26	25	7
	Rochester	.262	75	271	37	71	13	3	8	34	35	54	1
1969	Rochester	.282	132	475	78	134	24	2	28	63	69	61	11
	BALTIMORE	.333	7	18	2	6	0	0	0	3	1	4	0
1970	BALTIMORE	.257	83	152	25	38	5	0	5	20	35	26	2
1971	Rochester	.282	78	259	56	73	9	4	19	63	52	40	2
	BALTIMORE	.174	18	23	2	4	0	0	0	1	3	4	0
1972	BALTIMORE	.231	97	247	30	57	10	0	11	29	32	28	0
1973	BALTIMORE	.206	54	131	18	27	4	0	3	15	16	14	0
1974	CINCINNATI-2	.240	84	125	11	30	12	0	1	20	10	16	1
1975	CINCINNATI	.268	66	71	8	19	6	0	1	11	7	6	0
1976	ATLANTA	.000	7	6	0	0	0	0	0	1	0	0	0
	Rochester	.261	20	69	4	19	7	0	2	7	9	10	1
	BALTIMORE	.248	33	61	5	15	1	0	0	5	7	11	0
1977	Rochester	.308	108	403	69	124	24	2	30	80	42	29	0
	BALTIMORE	.384	18	22	3	6	1	0	1	9	1	3	0
1978	BALTIMORE	.253	82	95	9	24	2	0	0	12	8	12	0
1979	BALTIMORE	.317	61	63	8	20	5	1	1	8	14	13	0
1980	BALTIMORE	.268	92	233	33	67	8	0	12	50	29	21	0
1981	BALTIMORE	.246	68	134	12	33	6	0	4	25	29	12	0
1982	BALTIMORE	.237	65	93	8	22	2	0	3	17	21	9	0
1983	MONTREAL-5	.182	50	44	2	8	0	0	0	3	9	4	0
Minor Lg. Totals		.278	602	2137	314	594	103	22	88	334	290	263	42
BALTIMORE Totals		.253	658	1272	153	322	44	1	40	194	196	155	2
American League		.253	658	1272	153	322	44	1	40	194	196	155	2
National League		.232	207	248	21	57	19	0	2	35	26	26	1
ML Totals		.250	865	1518	174	379	62	1	42	229	222	181	3

1-Selected by the Orioles in the 11th round of the 1966 First Year Player Draft
2-Contract sold to Texas on December 6, 1973; Rangers sold contract to Cincinnati on March 19, 1974
3-Traded to Atlanta in exchange for RHP Mike Thompson on April 8, 1978
4-Signed by the Orioles as a minor league free agent on May 25, 1978
5-Signed by Montreal as a free agent on May 25, 1983

LCS

YEAR	CLUB	AVG	G	AB	R	H	2B	3B	HR	RBI	BB	SO	SB
1970	Bal vs. Min	-	-	-	-	-	-	-	-	-	-	-	-
1973	Bal vs. Oak	.000	2	2	0	0	0	0	0	0	0	0	0
1975	Cin vs. Pit	-	1	0	0	0	0	0	0	0	0	0	0
1979	Bal vs. Cal	.500	2	2	0	1	0	0	0	1	0	0	0
Totals		.250	5	4	0	1	0	0	0	1	0	0	0

WORLD SERIES

YEAR	CLUB	AVG	G	AB	R	H	2B	3B	HR	RBI	BB	SO	SB
1970	Bal vs. Cin	.300	1	1	0	0	0	0	0	0	0	0	0
1975	Cin vs. Bos	.500	2	2	0	1	0	0	0	0	0	1	0
1979	Bal vs. Pit	.250	5	4	0	1	0	0	0	2	1	0	0
Totals		.286	8	7	0	2	1	0	0	2	1	1	0



Full Name: Mark Eugene Wiley
Born: February 28, 1948
Opening Day Age: 53
Height: 6'2" **Weight:** 210
Bats: R **Throws:** R
Birthplace/Residence: Born in San Diego, CA...Resides in Boca Raton, FL
Contract Status: Signed through 2003; signed to a 3-year contract on October 13, 2000
M.L. Service: Spent part of 2 seasons as a pitcher in the majors and 10 seasons as a pitching coach in the majors...This will be his 32nd season in professional baseball as a player, coach, instructor, scout or manager.

MANAGERIAL/COACHING CAREER

Having begun his major league coaching career with the Orioles in 1987, Mark returns after 13 seasons for his third stint as a pitching coach under Mike Hargrove...He was named to the Orioles staff on October 13, 2000, after spending last season as Senior Director of Player Personnel for the Colorado Rockies...This will be his 11th season as a major league pitching coach...He first became a major league pitching coach when he was named to the Orioles staff under manager Cal Ripken Sr. for the '87 season following 6 years as a manager, coach and instructor in the O's farm system...Mark served as pitching coach for the Cleveland Indians from 1988-91 and again from 1995-98, then spent the 1999 season as Kansas City's pitching coach...In his first stint as the Indians pitching coach, Cleveland pitchers had a collective 4.07 ERA over four seasons, lowering their mark from 4.75 over the previous four seasons...After serving 3 years as a special assignment scout for the Indians, Mark returned as pitching coach for 4 more seasons, during which Cleveland's pitching staff won back-to-back team ERA titles in 1995-96...Wiley began his post-playing career as a manager in the Orioles farm system in 1981...He spent 2 years at AA Charlotte, then was named pitching coach at AAA Rochester in 1983, remaining in that position through June 1985 when he took over as the Red Wings interim manager...In 1986, he served as the Orioles roving minor league pitching instructor before being named to the major league staff.

PLAYING CAREER

Pitched for 11 years in pro baseball, spending parts of two seasons in the majors...He was the Minnesota Twins 2nd selection in the 1970 June Draft and won "Player of the Year" honors with Rookie-level Auburn in the New York-Penn League that summer...Also was named recipient of the "Sherry Robertson Award" as the outstanding player in the Twins farm system...Jumped to AAA Portland the next season and spent all or part of the next 10 seasons, the rest of his career, at the AAA level...Went 90-78 in AAA ball...Was primarily a starter except during the 1974 season, when he was the top reliever in the Pacific Coast League with 56 appearances and 16 saves at Tacoma...Made his major league debut in 1975, appearing in 15 games for the Twins...Signed with San Diego following the 1976 season and pitched briefly for the Padres in 1978 before being traded to Toronto...Spent 1979 season at AAA Syracuse before finishing his playing career with the Orioles' Rochester team in 1980.

PERSONAL/MISCELLANEOUS

Married to the former Jo Ann Petruskas...Has a son, Clinton Jason (9/28/73) and a daughter, Kristen Elizabeth (2/8/92)...Mark was an All-American at Cal Poly-Pomona and was the university's "Athlete of the Year" as a senior in 1970...Was the nation's leading collegiate hurler that year with a 15-4 mark...Is a 1966 graduate of Helix HS in LaMesa, CA, where he played baseball, basketball and football.

ORIOLES PITCHING COACHES

Coach	Dates	Years	Coach	Dates	Years
Harry Brecheen	1954-1967	14	Al Jackson	1980-1991	3
George Bamberger	1968-1977	10	Dick Bosman	1992-1994	3
Ray Miller	1978-1985, 1997	8 1/2	Pat Dobson	1996	1
Ken Rowe	1986-1996	1 1/2	Mike Flanagan	1995, 1998	2
Mark Wiley	1987	1	Bruce Kison	1999	1
Herm Starrett	1988	1	Sammy Ellis	2000	1

PLAYING RECORD

YEAR	CLUB	W	L	ERA	G	GS	CG	SHO	SV	IP	H	R	ER	BB	SO
1970	Auburn	10	3	1.49	15	15	14	6	0	127.0	87	29	21	33	144
1971	Portland	3	10	7.77	15	15	2	0	0	73.0	96	70	63	40	51
	Charlotte	5	2	2.72	14	14	3	0	0	86.0	80	30	26	24	67
1972	Charlotte	7	6	4.55	17	13	3	2	0	85.0	93	46	43	27	41
	Tacoma	4	6	3.63	11	10	4	0	0	62.0	62	30	25	21	51
1973	Orlando	8	7	4.19	19	18	3	2	1	103.0	122	52	48	37	84
	Tacoma	4	5	4.00	10	10	4	1	0	54.0	53	36	24	26	38
1974	Tacoma	8	5	5.28	58	0	0	0	16	77.0	106	61	45	44	52
1975	Tacoma	9	1	2.15	17	9	6	1	1	92.0	72	28	22	24	47
	MINNESOTA	1	3	6.00	15	3	1	0	2	39.0	50	30	28	13	15
1976	Tacoma	15	15	3.70	34	31	16	2	0	219.0	267	116	90	39	96
1977	Hawaii	16	7	4.33	28	27	14	3	0	214.0	250	121	103	54	93
1978	Hawaii	11	11	4.33	23	23	10	1	0	158.0	174	87	77	36	80
	SAN DIEGO	1	0	4.63	4	1	0	0	0	8.0	11	6	5	1	1
	TORONTO	0	0	6.78	2	0	0	0	0	3.0	3	2	2	1	2
1979	Syracuse	12	11	3.85	27	27	15	2	0	197.0	192	88	80	45	111
1980	Rochester	8	7	4.05	35	11	4	1	5	129.0	123	61	58	39	57
Minor Lg. Totals		120	96	3.89	476	380	96	21	23	1677.0	1777	855	725	489	1012
American League		1	3	6.00	17	3	1	0	2	42.0	53	32	28	14	17
National League		1	0	4.63	4	1	0	0	0	8.0	11	6	5	1	1
ML Totals		2	3	5.94	21	4	1	0	2	50.0	64	38	33	15	18

MANAGERIAL RECORD

YEAR	CLUB	LEAGUE	POSITION	W	L
1981	Charlotte	Southern	2nd (first half)	37	35
			2nd (2nd half)	37	34
1982	Charlotte	Southern	2nd (1st half)	37	32
			5th (2nd half)	29	45
1995	Rochester	International	(Interim Manager)	40	41
Minor Lg. Totals				180	167



Full Name: Samuel Benedict Perlozzo
Born: March 4, 1951
Opening Day Age: 50
Height: 5'9" **Weight:** 175
Bats: R **Throws:** R
Birthplace/Residence: Born and resides in Cumberland, MD
Contract Status: Signed through 2002
M.L. Service: Had a nine-year professional playing career as an infielder with some time at the major league level with Minnesota and San Diego...Managed five seasons in the Mets system...Is in 15th season as a big league coach, his 6th with Orioles.

MANAGERIAL/COACHING CAREER

After 14 seasons as a major league third base coach, the last 5 years with the Orioles, Sam moves to the dugout as bench coach for Manager Mike Hargrove in 2001...This is his 6th season on the Orioles coaching staff, the longest he has spent in any one place in his major league coaching career and the 2nd longest tenure on the O's staff behind Elrod Hendricks...Sam was named to the Orioles staff on January 5, 1996...Six seasons prior to joining the O's were spent with Lou Piniella, three each in Cincinnati and Seattle...Began his coaching career as a manager in the New York Mets farm system in 1982...In five seasons in the Mets system he won three league championships and never had a losing record...Won the Carolina League title with Lynchburg in 1983 and was the league's "Manager of the Year"...Promoted to Jackson in '84 and won the Texas League crown with an overall record of 83-53...Named *Baseball America's* minor league "Manager of the Year"...Captured his third straight championship with Jackson in 1985...Promoted to AAA Tidewater in 1986 and led the club to a 74-66 mark...Finished managerial career with 364-263 (.581) record in five seasons...Became a major league third base coach in '87 with the Mets, a position he held through the 1989 season...Joined the Reds in 1990 and was their third base coach for three years before going to the Mariners with Piniella in 1993.

PLAYING CAREER

Originally signed as a free agent by the Minnesota Twins organization on August 15, 1972...Began his professional career with Ft. Lauderdale in 1973 and led Florida State League shortstops in fielding...Played the 1977 season at Tacoma and hit a career-high .310 in 102 games...Was promoted to Minnesota in September and batted .292 in 10 games with the Twins...Moved on to the San Diego Padres organization in 1979...Spent most of the year with Hawaii, but did play two games for the Padres...Spent the 1980 season with the Yakult Swallows of Japan's Central League and smacked a career-high 15 home runs...Concluded his playing career at Tidewater in 1981...During his nine-year playing career, Sam was a five-time fielding champion.

PERSONAL/MISCELLANEOUS

Married to the former Beth Dial (1/20/96)...Two Children: Mia (12/13/78) and Eric (9/7/84)...Graduated from George Washington University in 1973 with a Bachelor of Science degree in physical education...Was MVP of his college baseball team as a junior and was elected to the school's sports Hall of Fame in 1986...The past five off-seasons he has participated in the Orioles annual FanFest...In 1997 was honored at the "Dapper Dan" banquet in his hometown of Cumberland.

YEAR	CLUB	AVG	G	AB	R	H	2B	3B	HR	RBI	BB	SO	SB
1973	Ft. Lauderdale-1	.266	121	379	50	78	5	3	1	21	61	29	23
1974	Dubuque	.269	121	420	55	113	8	1	0	27	69	29	23
1975	Reno	.262	134	531	99	139	17	5	2	63	63	42	40
1976	Orlando	.270	126	456	48	123	18	1	0	51	40	25	10
1977	Tacoma	.310	102	355	68	110	15	2	0	28	45	19	19
	MINNESOTA	.292	10	24	6	7	0	2	0	0	2	3	0
1978	Toledo	.244	138	475	80	116	20	3	4	34	82	30	16
1979	Hawaii-2	.301	143	532	81	160	23	6	4	51	74	39	39
	SAN DIEGO	.000	2	2	0	0	0	0	0	0	0	1	0
1980	Yakult-3	.281	-	-	-	-	-	-	15	43	-	-	-
1981	Tidewater-4	.207	33	82	10	17	0	0	1	4	9	9	2
	Minor Lg. Totals	.265	918	3230	491	856	106	21	12	277	423	221	172
	BALTIMORE Totals	-	-	-	-	-	-	-	-	-	-	-	-
	American League	.292	10	24	6	7	0	2	0	0	2	3	0
	National League	.000	2	2	0	0	0	0	0	0	1	0	0
	ML Totals	.289	12	26	6	7	0	2	0	0	3	3	0

1-Signed by Minnesota as a free agent on 8/15/72
2-Signed by San Diego Padres organization 4/7/79
3-Sold to Yakult Swallows of Japanese Central League on 10/30/80
4-Signed as a player-coach with Tidewater (New York Mets) 1/8/81

MANAGERIAL RECORD

YEAR	LEAGUE	W	L	PCT	POS
1982	Little Falls-NYP	38	36	.500	3rd
1983	Lynchburg-Car	96	43	.691	1st
1984	Jackson-Tex	83	53	.610	1st
1985	Jackson-Tex	73	63	.537	1st
1986	Tidewater-Int	74	66	.529	4th
Totals		364	263	.581	

TOP 5 ALL-TIME BEST AND WORST MONTHS

MOST WINS	MOST LOSSES	HIGHEST PCT.	LOWEST PCT.
25-June '86	25-Aug. '54	.917 (11-1)-Apr. '86	.043 (1-22)-Apr. '86
23-June '79	22-June '87	.793 (23-6)-Sept. '74	.179 (5-23)-June '87
23-Sept. '74	22-Apr. '88	.793 (23-6)-June '79	.219 (7-25)-Aug. '84
22-Aug. '80	21-July '54	.788 (25-6)-June '86	.222 (6-21)-Sept. '87
22-Aug. '86	21-July '55	.778 (21-6)-June '89	.277 (6-16)-Apr. '99

44 ELROD (ELLIE) HENDRICKS

BULLPEN COACH



Full Name: Elrod Jerome Hendricks
Born: December 22, 1940
Opening Day Age: 60
Height: 6'1" **Weight:** 200
Bats: L **Throws:** R
Birthplace/Residence: Born and raised in St. Thomas, V.I...Resides in Randallstown, MD
Contract Status: Signed through 2001
M.L. Service: Has spent 41 years in professional baseball including 20 years as a player and 23 years as a coach (includes 2 years as player/coach).

ORIOLES LONGEVITY

Ellie will open the season in an Orioles uniform a club record 33rd time this year (Brooks Robinson had 21)...This is his 24th straight season as bullpen coach, another O's record...Since '68 when he first joined the club as a catcher, Ellie has been with the Orioles for all but 1 1/2 of 32 seasons...Played for the Cubs during the last 6 weeks of '72 (dealt for Tommy Davis) before returning to Baltimore over the winter...Then he logged 1 1/2 years in the Yankees organization from June '76 through the '77 season, before rejoining the O's.

COACHING CAREER

Initially named as bullpen coach after the 1977 season during Earl Weaver's first tour of duty...Served as player/coach twice...In '78 he was activated to replace Gary Roenicke and batted .333 in 13 games...Also made sole career pitching appearance (6/26) during 24-10 pasting in Toronto...Recorded 2.1 scoreless innings and allowed no runs, one hit and one walk...In '79 he was activated when rosters expanded to 40...Made one appearance, his last in the majors at Detroit (9/19), and went 0-for-1...He twice substituted as manager for Frank Robinson (back problems) in '88 and compiled a 4-11 mark...Mike Hargrove is the 9th manager he has served under as an Orioles coach.

PLAYING CAREER

Spent 12 seasons in the major leagues including 10 1/2 with the Orioles...Played in more than 100 games in each of the O's AL pennant-winning seasons of '69-'70-'71...Platooned at catcher with right-handed hitting Andy Etchebarren from '68-'71...Batted .364 (4-11) against the Reds with a home run and double to contribute significantly to O's wins at Cincinnati in Games 1 and 2 of 1970 WS (a WS the O's went on to win in 5 games)...He compiled a .273 (18-66) average in 24 post-season games for the O's and Yankees (comprising five League Championship Series and four World Series)...His career fielding percentage was .990 with 41 percent baserunners thrown out...Orioles drafted him from the Angels AAA Seattle affiliate in '67 (he had played for Weaver in Puerto Rico previously)...Played 8 seasons in the minors including four years at Jalisco in the Mexican League (AAA) where he hit 109 homers in four seasons and became known as the Babe Ruth of Mexico...Had his best minor league season there in '67, when he led the league in homers (41) and was second in RBI (112).

PERSONAL/MISCELLANEOUS

He and his wife, Merle, were married January 14, 1970 and are the parents of two sons: Ryan (8/3/72) and Ian Christopher (11/28/76)...Ryan played in the Orioles farm system...They have lived in the Randallstown area, near Baltimore, since '70...Ellie has four children by a previous marriage: Abigail (7/13/62), Elrod Jr. (4/7/64), Elroy (10/1/65) and Beresia (8/25/67)...One of the most popular personalities ever to wear an Orioles uniform...Has operated two 3-week baseball camps for youngsters the past 17 summers at McDonogh School in Owings Mills...In '92, the Orioles created an organization award in his name for players whose level of community involvement was worthy of special recognition...Chosen Man of the Year by the Oriole Advocates in '89...Received the first Jack Dunn Memorial Service Award, named after the late Orioles executive, in January '88...Received the Humanitarian Award from the Fuel Fund of Central Maryland in 1998...Selected Special Olympics Man of the Year in '87 and Man of the Year by the Baltimore Chapter of the National Conference of Christians and Jews in '83...Is on the board of directors of the Grant-A-Wish Foundation...Serves as the Orioles primary public speaker and community representative each off-season...Ellie has funded youth league baseball camps for over 20 years offering instruction to children (Orioles' minor leaguer Calvin Pickering is a graduate of these camps)...Again this past off-season he took part in the Orioles Winter Caravans and annual FanFest.

YEAR	CLUB	AVG	G	AB	R	H	2B	3B	HR	RBI	BB	SO	SB	CS
1959	McCook-1	.235	25	34	6	8	1	0	0	3	13	4	1	-
1960	Williamsville	.235	73	217	36	51	8	1	11	36	28	52	0	0
1961	Out of organized baseball													
1962	Winnipeg-2	.211	69	213	25	45	7	2	3	22	27	36	3	-
1963	Winnipeg	.280	22	50	10	14	0	0	3	12	6	6	2	0
1964	Jalisco-3	.292	67	202	43	59	8	4	10	45	48	38	3	0
1965	Jalisco	.285	128	411	100	117	14	8	35	98	102	85	4	2
1966	Jalisco	.301	122	386	78	118	19	2	23	67	107	55	6	6
	El Paso	.268	18	56	6	15	2	0	3	12	7	14	0	0
1967	Jalisco	.316	131	434	124	137	18	4	41	112	94	80	11	1
	SEATTLE-4.5	.222	13	36	3	8	1	0	2	4	2	12	0	0
1968	BALTIMORE	.202	79	183	19	37	8	1	7	23	19	51	0	0
1969	BALTIMORE	.244	105	295	36	72	5	0	12	38	39	44	0	1
1970	BALTIMORE	.242	106	322	32	78	9	0	12	41	33	44	1	0
1971	BALTIMORE	.260	101	316	33	79	14	1	9	42	39	38	0	0
1972	BALTIMORE	.155	33	84	6	13	4	0	0	4	12	19	0	1
	CHICAGO (NL)-6	.116	17	43	7	5	1	0	2	6	13	8	0	1
1973	BALTIMORE-7	.178	41	101	9	18	5	1	3	15	10	22	0	0
1974	BALTIMORE	.206	66	158	18	33	8	2	3	8	17	25	0	0
1975	BALTIMORE	.215	85	223	32	48	8	2	8	38	34	40	0	1
1976	BALTIMORE-8	.174	54	132	8	23	2	0	4	9	10	23	0	1
1977	NEW YORK(JAL)	.273	10	11	1	3	1	0	1	3	0	2	0	0
	Syracuse	.281	56	135	30	38	9	0	11	37	21	16	0	0
1978	BALTIMORE-9	.333	13	18	4	6	1	0	1	1	3	3	0	0
1979	BALTIMORE	.000	1	1	0	0	0	0	0	0	0	0	0	0
	Minor Lg. Totals	.300	711	2003	458	600	86	21	140	464	455	368	30	9
	BALTIMORE Totals	.222	656	1791	191	395	93	7	56	214	214	299	1	4
	American League	.222	684	1845	198	410	95	7	60	222	215	311	1	4
	National League	.116	17	43	7	5	1	0	2	6	13	8	0	1
	ML Totals	.220	711	1888	205	415	96	7	62	228	229	319	1	5

LCS	AVG	G	AB	R	H	2B	3B	HR	RBI	BB	SO	SB	CS
1959	Bal vs Min	.250	3	8	2	2	0	0	3	1	2	0	0
1970	Bal vs Min	.400	1	5	2	2	0	0	0	0	1	0	0
1971	Bal vs Oak	.500	2	4	1	2	0	0	1	2	1	0	0
1974	Bal vs Oak	.167	3	6	1	1	0	0	0	0	1	0	0
1976	NY vs KC	1.000	1	1	0	1	0	0	0	0	0	0	0
Total	.333	10	24	6	8	2	0	1	5	3	7	0	0

WORLD SERIES	AVG	G	AB	R	H	2B	3B	HR	RBI	BB	SO	SB	CS
1959	Bal vs NY	.100	3	10	1	1	0	0	0	1	0	0	0
1970	Bal vs Cin	.364	3	11	1	4	1	0	1	4	1	2	0
1971	Bal vs Phil	.263	5	19	3	5	1	0	0	1	3	3	0
1976	NY vs Cin	.000	2	2	0	0	0	0	0	0	0	0	0
Total	.238	14	42	5	10	2	0	1	5	5	5	0	0

- 1-Signed as a free agent by Milwaukee Braves 6/59
2-Signed as a free agent by Tulsa (St. Louis organization) on 11/21/61
3-Signed with Jalisco of Mexican League following release by St. Louis on 5/13/63
4-Signed as a free agent by California on 1/67 and assigned to AAA Seattle
5-Contract selected for \$25,000 in major league draft from Seattle (Angels) on 11/28/67
6-Sent to Chicago Cubs on 5/15/72 in straight waiver deal for outfielder Tommy Davis
7-Reacquired from Cubs on 10/3/72 in exchange for catcher Francisco Estrada
8-Traded to New York on 6/15/76 along with pitchers Ken Holtzman, Doyle Alexander, Grant Jackson, and Jimmy Freeman (assigned from Rochester to Syracuse) in deal for pitchers Tippy Martinez, Rudy May, Dave Pagan, and Scott McGreger (assigned from Syracuse to Rochester) and catcher Rick Dempsey
9-Agreed to terms with Baltimore as free agent in Nov '77

33 EDDIE MURRAY

FIRST BASE COACH



Full Name: Edward Clarence Murray
Born: February 24, 1956
Opening Day Age: 44
Height: 6'5" **Weight:** 235
Bats: S **Throws:** R
Birthplace/Residence: Born and still resides in Los Angeles, CA
Contract Status: Signed through 2001
M.L. Service: The future Hall of Famer played 21 seasons in the major leagues, 12 1/2 of those with the Orioles...He is one of only three players with 500 home runs and 3,000 hits, joining Aaron and Mays, and he is the all-time RBI leader among switch hitters.

MANAGERIAL/COACHING CAREER

Eddie begins his 4th season on the Orioles coaching staff and his second as first base coach...He served as bench coach to manager Ray Miller in 1998-99...He effectively retired as an active player when he was named to the Orioles coaching staff on November 24, 1997...In fall 1999, Eddie managed in the Arizona Fall League...He led the Scottsdale Scorpions to a 25-19 record, tied for 2nd best in the AFL.

PLAYING CAREER

Eddie completed his 21st and final major league season in 1997, playing with the Angels and Dodgers...In 1996, he returned to the Orioles, helping lead them to the post-season and becoming the 15th player to reach the 500 home run plateau...He joined Hank Aaron and Willie Mays as the only players with 500 homers and 3,000 hits...He smacked home run #500 on September 6, 1996 at Camden Yards off Detroit's Felipe Lira...Eddie spent the first 12 years of his Hall-of-Fame career with the O's and ranks 2nd, 3rd, or 4th in virtually every Orioles career offensive category...A model of consistency, he drove in at least 75 RBI in each of his 1st 20 major league seasons, and has more RBI than any switch-hitter in history...He is one of only 24 players with 3,000 hits and ranks 7th all-time in RBI...He and Pete Rose are the only switch-hitters to collect 3,000 hits and he is 2nd in ML history to Lou Gehrig with 19 career grand slams...He has been named to 8 All-Star teams, 7 as an Oriole, and has batted .300 or better 7 times, including 5 times as an Oriole...He won the Orioles' "triple crown" 5 times, leading the club in average, homers and RBI in the same season...Eddie broke in as the AL Rookie of the Year in 1977...He was named Most Valuable Oriole 7 times (twice sharing the award with Cal)...A 3-time Gold Glove winner, he holds the major league record for games played and career assists by a 1st baseman...He played at least 150 games in 16 seasons, second behind Cal Ripken and Pete Rose (17 seasons).

PERSONAL/MISCELLANEOUS

He lives with his wife, Janice, and their daughters, Jordan and Jessica, in his hometown of Los Angeles...On 6/7/98 the Orioles honored Eddie on Eddie Murray Day...During the ceremony, his uniform #33 was appropriately retired and the team presented him with a 1998 Corvette.

500 HOME RUN CLUB

1. Hank Aaron	755	9. Mickey Vernon	536
2. Babe Ruth	714	10. Jimmy Fox	534
3. Willie Mays	680	11. Ted Williams	521
4. Frank Robinson	596	Willie McCovey	521
5. Harmon Killebrew	573	13. Ernie Banks	512
6. Reggie Jackson	563	Eddie Matthews	512
7. Mark McGwire	554	15. Mel Ott	511
8. Mike Schmidt	548	16. Eddie Murray	504

Note - San Francisco's Barry Bonds enters the 2001 season with 494 career home runs

YEAR	CLUB	AVG	G	AB	R	H	2B	3B	HR	RBI	BB	SO	SB
1973	Bluefield-1	.287	50	188	34	54	6	0	11	32	19	46	6
1974	Miami	.289	131	460	64	133	29	7	12	63	53	85	4
	Asheville	.286	2	7	1	2	2	0	0	2	1	1	0
1975	Asheville	.264	124	436	66	115	13	5	17	68	53	79	7
1976	Charlotte	.296	86	299	46	89	15	2	12	46	43	41	11
	Rochester	.274	54	168	35	46	6	2	11	40	34	27	3
1977	BALTIMORE	.283	160	611	81	173	29	2	27	88	48	104	0
1978	BALTIMORE	.285	161	610	85	174	32	3	27	95	70	97	6
1979	BALTIMORE	.295	159	608	90	179	30	2	25	99	72	78	10
1980	BALTIMORE	.300	158	621	100	186	36	2	32	116	54	71	7
1981	BALTIMORE	.294	99	378	57	111	21	2	22	78	40	43	2
1982	BALTIMORE	.316	151	550	87	174	30	1	32	110	71	82	7
1983	BALTIMORE	.306	156	582	115	178	30	3	33	111	86	90	5
1984	BALTIMORE	.306	162	588	97	180	28	3	29	110	107	87	10
1985	BALTIMORE	.297	156	583	111	173	37	1	31	124	84	66	5
1986	BALTIMORE	.325	137	495	61	151	25	1	17	84	78	49	3
1987	BALTIMORE	.277	180	618	89	171	28	3	30	91	73	80	1
1988	BALTIMORE	.287	161	603	75	171	27	2	28	84	75	78	5
1989	LOS ANGELES-2	.247	180	594	66	147	29	1	20	88	87	85	7
1990	LOS ANGELES	.330	155	558	96	184	22	3	26	95	82	64	8
1991	LOS ANGELES	.260	153	576	69	150	23	1	19	86	55	74	10
1992	NEW YORK(NL)-3	.251	156	551	64	144	37	2	16	93	66	74	4
1993	NEW YORK(NL)	.285	154	610	77	174	29	1	27	100	40	61	2
1994	CLEVELAND-4	.254	108	433	57	110	21	1	17	76	31	53	8
1995	CLEVELAND	.323	113	436	68	141	21	0	21	82	30	65	5
1996	CLEVELAND	.262	88	336	33	86	9	1	12	45	34	45	3
	BALTIMORE-5	.257	64	230	36	59	12	0	10	34	27	42	1
1997	ANAHEIM-6	.219	46	160	13	35	7	0	3	15	13	24	1
	Lake Elsinore-7	.500	2	8	1	4	0	0	1	2	0	0	0
	Abingdon	.308	9	26	4	8	1	0	2	9	3	3	0
	LOS ANGELES	.286	9	7	0	2	0	0	0	3	2	2	0
Minor Lg. Totals		.283	442	1592	251	451	72	16	66	262	211	282	31
BALTIMORE Totals		.294	1884	7075	894	2080	363	25	343	1224	885	968	62
American League		.290	2239	8440	1165	2454	421	27	396	1442	1002	1156	79
National League		.277	787	2896	462	801	139	8	108	475	331	360	31
ML Totals		.287	3026	11336	1627	3255	560	35	504	1917	1333	1516	110

1-Signed by the Orioles in the 3rd round of the June 1993 free agent draft
2-Acquired by Los Angeles for Brian Holton, Ken Howell, and Juan Bell on December 4, 1993
3-Signed as a free agent by the New York Mets on November 27, 1991
4-Signed by the Cleveland Indians as a free agent on December 2, 1993
5-Acquired by the Orioles from Cleveland for JHP Kent Marlowe on July 21, 1998
6-Signed by the Anaheim Angels as a free agent on December 10, 1996
7-Signed to a minor league contract by the Los Angeles Dodgers on August 20, 1997

DIVISION	SERIES	AVG	G	AB	R	H	2B	3B	HR	RBI	BB	SO	SB
1995	Cle vs Bos	.385	3	13	3	5	0	1	1	3	2	1	0
1998	Bal vs Cle	.400	4	15	1	8	1	0	0	1	3	4	1
Totals		.393	7	28	4	11	1	1	1	4	5	5	1
LCS		AVG	G	AB	R	H	2B	3B	HR	RBI	BB	SO	SB
1979	Bal vs Cal	.417	4	12	3	5	0	0	1	5	5	2	0
1983	Bal vs Cws	.267	4	15	5	4	0	0	1	3	3	3	1
1995	Cle vs Sea	.250	6	24	2	6	1	0	1	3	3	2	0
1998	Bal vs NYY	.267	5	15	1	4	0	0	1	2	2	2	0
Totals		.288	19	66	11	19	1	0	4	13	13	9	1
WORLD SERIES		AVG	G	AB	R	H	2B	3B	HR	RBI	BB	SO	SB
1979	Bal vs Pit	.154	7	26	3	4	1	0	1	2	4	4	1
1983	Bal vs Phi	.250	5	20	2	5	0	0	2	3	1	4	0
1995	Cle vs Atl	.105	6	19	1	2	0	0	1	3	5	4	0
Totals		.169	18	65	6	11	1	0	4	8	10	12	1
ALL-STAR		AVG	G	AB	R	H	2B	3B	HR	RBI	BB	SO	SB
1976	Bal at SO												
1981	Bal at Cle	.000	1	2	0	0	0	0	0	0	0	0	0
1982	Bal at Mon	.000	1	1	0	0	0	0	0	0	1	0	0
1983	Bal at Cws (AL)	.000	1	2	0	0	0	0	0	0	0	0	0
1984	Bal at SF	.000	1	2	0	1	1	0	0	0	0	1	0
1985	Bal at Minn	.000	1	3	0	0	0	0	0	0	0	0	0
1986	Bal at Hou												
1991	LA at Tor	.000	1	1	0	0	0	0	0	0	0	1	0
Totals		.001	6	11	0	1	1	0	0	0	1	2	0

49 TOM TREBELHORN

THIRD BASE COACH



Full Name: Thomas Lynn Trebelhorn
Born: January 27, 1948
Opening Day Age: 53
Height: 5'11" **Weight:** 180
Bats: L **Throws:** R
Birthplace/Residence: Born and resides in Portland, OR
Contract Status: Signed through 2001; named to the Orioles coaching staff on December 8, 2000
M.L. Service: Managed and coached 11 years in the majors.

MANAGERIAL/COACHING CAREER

Treb begins his first season on the Orioles coaching staff after five seasons in the club's front office...He was named the Orioles third base coach on December 8, 2000...He most recently served as the Orioles Director of Organizational Instruction, developing a comprehensive in-season and off-season training program for both the major league and minor league levels...He joined the Orioles in 1996 and served as coordinator of minor league instruction for three seasons...In 1999, he served as Director of Player Development, overseeing minor league operations...Prior to joining the Orioles, Tom spent 14 years as a manager, four years as a coach and five years as a minor league player...He managed the Milwaukee Brewers from 1986 through 1991 and the Chicago Cubs in 1994...He is 2nd to Phil Garner on the Brewers' all-time managerial lists in games (819) and wins (422)...In 1987, he was named Manager of the Year by *Baseball America* and *Sports Illustrated*...He served as a coach for the American League All-Star team in 1988...He managed the Cubs in 1994 after spending two seasons as their bench coach and offensive coordinator...He served as the Brewers' first base coach in 1984 and third base coach coach in 1986, managing Milwaukee's AAA Vancouver farm team to the Pacific Coast League title in 1985...He began his managerial career in the Oakland organization, with 2 years at Boise and a year at Modesto, before moving to the Cleveland organization...He served as a coach at AA Portland in 1978 before managing at Class A Batavia in 1979...He was affiliated with Pittsburgh's AAA clubs for four years, serving as coach at Portland in 1980-81, as manager there in 1982 and as manager at Hawaii in 1983...As coach and manager with Milwaukee and Chicago, he wore No. 42; that number has since been retired by major league baseball in honor of Jackie Robinson, so Treb will switch to No. 49 this season.

PLAYING CAREER

Played five years of pro baseball, beginning in 1970 with Class A Bend after being drafted by AAA Hawaii...Was a catcher and infielder...Spent all but part of the 1973 season at the Class A level...Played two years at Bend and a year at Walla Walla in the Northwest League before moving to Burlington (Midwest) and to Birmingham (Southern) in 1973...Finished his playing career back in the Northwest League at Lewiston...Batted .242 in 244 pro games and hit 13 home runs.

PERSONAL/MISCELLANEOUS

Married to the former Elizabeth Bo Black (8/15/00)...Has four grown children: Rob, Jeff, Chris and Nick...Graduated from Cleveland HS in Portland, OR in 1966...Played basketball and was all-state and all-city in baseball...Graduated from Portland State University with a degree in Social Science and a minor in math...Played two years of basketball and four years of baseball at PSU, earning All-Coast NCAA University honors in baseball his senior year...Taught school in the off-season in Portland for many years...Enjoys golf, ice skating, both downhill and cross-country skiing, and reading.

PLAYING RECORD

YEAR	CLUB	AVG	G	AB	R	H	2B	3B	HR	RBI	BB	SO	SB
1970	Bend	.242	68	196	33	48	4	1	4	32	42	49	3
1971	Bend	.315	51	149	26	47	13	3	3	38	17	22	3
1972	Walla Walla	.202	42	124	17	25	5	1	2	20	20	13	1
1973	Burlington	.226	43	146	23	33	6	0	2	20	23	19	0
1974	Birmingham	.202	33	89	9	18	5	0	2	13	15	9	0
1974	Lewiston	.000	7	2	0	0	0	0	0	0	0	0	2
Minor Lg. Totals		.242	244	706	110	171	33	5	13	123	117	114	8

MANAGERIAL RECORD

YEAR	CLUB	LEAGUE	POS	W	L
1975	Boise	Northwest	3rd	39	39
1976	Boise	Northwest	3rd	33	38
1977	Modesto	California	4th, 6th	53	87
1979	Batavia	New York-Penn	3rd	37	34
1982	Portland	Pacific Coast	5th, 5th	85	79
1983	Hawaii	Pacific Coast	4th, 2nd	72	71
1985	Vancouver	Pacific Coast	2nd, 1st	79	64
1989	Milwaukee	American	6th	6	3
1987	Milwaukee	American	3rd	91	71
1988	Milwaukee	American	3rd	87	75
1989	Milwaukee	American	4th	81	81
1990	Milwaukee	American	8th	74	88
1991	Milwaukee	American	4th	83	79
1994	Chicago	National	5th	49	64
MAJOR LEAGUE TOTALS				471	461
PROFESSIONAL TOTALS				849	873

* Pacific Coast League Champions

ORIOLES ONLINE

Visit "Orioles Online," the Orioles official home on the world wide web...Check out the latest in Orioles news and information featuring up to the minute press releases, player information and team statistics...The Orioles can be found on the internet at:

www.theorioles.com

BEHIND THE SCENES

RICHARD BANCELLS MS, ATC—HEAD ATHLETIC TRAINER



Born: November 11, 1955 ¹⁵

This is Richie's 14th season as the Orioles head athletic trainer, his 12th with the big league club and his 20th in the Orioles organization. Before coming to Baltimore, he served four years (1980-83) at Rochester as the Red Wings' trainer/road secretary. During that time, he also assisted his predecessor, the late Ralph Salvon, during the Orioles spring training camp in Miami.

Richie joined the Baltimore organization in 1977 as assistant trainer for the Miami Orioles (Class A, Florida State League). He served as head trainer for the Bluefield Orioles (Appalachian Rookie League) in 1978-79 before moving up to Rochester in 1980.

A native of Key West, FL, Richie graduated from Miami's Biscayne College (now St. Thomas University) in 1978. He earned an M.S. degree in physical education from Eastern Kentucky University in Richmond, KY, in 1981 and was honored by ECU as a distinguished alumnus (along with assistant athletic trainer Brian Ebel) in 1999. He is certified by the National Athletic Trainers Association (NATA) and served from 1994 through 1999 as treasurer for the Professional Baseball Athletic Trainers Society. In the winter of '96, Richie was invited to Japan to speak to a group of Japanese trainers and physicians.

He and his wife, the former Carol Corcoran, were married June 10, 1978. They have 3 children: Christopher (7/8/80), Andrea (8/19/85) and Timothy (2/8/92). Carol earned a degree in theology and education from Biscayne College. In his spare time, Richie enjoys fishing. The Bancells live in Parkton, MD.

BRIAN EBEL—ASSISTANT ATHLETIC TRAINER



Born: December 26, 1965

Brian is in his 5th season as the Orioles Assistant Athletic Trainer. He was named to his current position on October 30, 1996. This is Brian's 11th season as part of the Orioles organization's training staff. ¹⁸

The Eastern Kentucky University graduate began his training career in Bluefield in 1985 at the age of 19, serving as the head trainer for the Orioles rookie league farm club during summer breaks from college. He moved up to Class A Erie in 1988 and then served three seasons as trainer of the Orioles then AA affiliate in Hagerstown before being promoted to the post of minor league medical coordinator where he served since 1992.

Prior to being named to his current position, Brian assisted the Orioles spring training camp for four seasons and also was the trainer for the Scottsdale Scorpions of the Arizona Fall League in 1994 and the St. Petersburg Pelicans of the Senior Professional Baseball Association in 1989 and '90.

Ebel is certified by the National Athletic Trainers Association and is an active member of the American College of Sports Medicine and the Professional Baseball Athletic Trainers. In 1999, he was named to the PBATS executive board as AL Assistant Trainer Representative. He received scholarships for academic excellence from PBATS in 1985 and Eastern Kentucky University in 1986. In 1999, he was honored (along with head athletic trainer Richie Bancells) by ECU as a distinguished alumnus.

The Wilmington, OH native grew up in Versailles, IN. He and his wife, the former Nancy Swanson, were married on October 26, 1991. They have two sons, Brady (10/4/93) and Brett (8/9/96), and live in Owings Mills, MD. Brian's hobbies include playing golf and model railroading. In the off-season, he is working on his MBA degree in health services management at The Johns Hopkins University.

TIM BISHOP—STRENGTH AND CONDITIONING COACH



Born: November 9, 1964 ¹⁰

Tim is in his 2nd year with the Orioles and his 12th in the organization. Prior to joining the Orioles in 1993, he was an on-field coach and conditioning coach with Frederick (Class A, Carolina League) in 1991 and the O's minor league conditioning coordinator in 1992. He also assisted the Orioles in spring training those two years.

Tim graduated from East Stroudsburg (PA) University in 1986 with a BS degree in exercise physiology. He earned a master's degree from West Chester (PA) University. He played four years of football and baseball at ESU and after graduating, signed a professional football contract with the St. Louis Cardinals as a wide receiver. He was released by the Cardinals but signed a professional baseball contract with the New York Yankees and played two seasons in their minor league system. In 1987-88, he played outfield at Oneonta, Prince William and Ft. Lauderdale. While at Prince William, he was a teammate of future major leaguers Alan Mills, Scott Kamieniecki, Bernie Williams, Gerald Williams and Kevin Maas. His playing career ended when he was hit by a pitch and broke his arm.

Tim is a member of the National Strength and Conditioning Association (NSCA) and was elected a member of the Maryland Council on Physical Fitness. He has been a fitness consultant and personal trainer for the past seven off-seasons and he serves as the Executive Program Director for the Ripken Sports Acceleration Center in Baltimore.

A native of Souderton, PA, Tim and his wife, Amy, were married on December 5, 1998. They have a son, Justin, born November 16, 2000. They reside in Baltimore.

(11/16/00)

Born and raised in Baltimore, he is a graduate of Baltimore City College High School, located across the street from Memorial Stadium, where the Orioles played for 26 years. Tim is one of 11 children, including a twin brother, Phil, who also has worked for the Orioles in the past.

In addition to keeping the Orioles clubhouse straight, Tim also runs the Orioles clubhouse during spring training. In past years, he served the club's minor league training camp and minor league instructional league teams.

AL CAPITOS—HEAD GROUNDSKEEPER



Al, in his second full season as O's Head Groundskeeper
 Born: May 8, 1969
 Al begins his first full season as the Orioles Head Groundskeeper. He was named to the position last May when Paul Zwaska resigned after 9 1/2 years as head groundskeeper and is only the fifth person to hold the position in the Orioles' 48-year history. This past off-season, Al oversaw the first replacement of the Camden Yards field, which included the entire turf and infield and laying new dimensions for the playing field: *field relocation*


Al joined the Orioles grounds staff as assistant head groundskeeper in November, 1999. He served as the head groundskeeper for the Bowie Baysox, the Orioles' AA affiliate, for the 1998 Maryland Fall League and the 1999 Eastern League seasons. Prior to that, he was assistant groundskeeper for the AAA Richmond Braves in 1997-98.

An Air Force veteran, Al served as a flight technician on a DC-9 and has 2500 flight hours. He is a native of State College, PA, and received his degree in Agronomy from Penn State University in 1997. He is single and lives in Baltimore. He enjoys golf, skiing and soccer.

ORIOLES HEAD GROUNDSKEEPERS

Max Reinhold	1954	Paul Zesira	1991-2000
Joe Brown	1955-1963	Al Capitos	2000-
Pat Santorone	1963-1991		

SAM SNIDER—BULLPEN CATCHER



21
 Born: May 24, 1959
 Sam is in his 15th season as the Orioles full-time Bullpen Catcher and his 20th season overall. He served in the role on a part-time basis from 1980-86 before becoming the full-time catcher in the pen in 1987. The left-handed thrower also serves as a batting practice pitcher.

Sam attended Hagerstown (MD) Junior College for two years, where he was honored as a scholar-athlete, and Saint Leo's College in Florida for two years. He played baseball at both schools as an outfielder and pitcher and was scouted by the late Orioles scout Dick Bowie.

Snider was raised in Chambersburg, PA, home of former major leaguers Nellie Fox and Tom Brookens. He attended Chambersburg High School where he played baseball and football and was named to the All-County football team as a place-kicker.

Snider lists his biggest professional thrills as being present at Cal Ripken, Jr.'s record-setting 2,131st consecutive game, the All-Star Game at Oriole Park at Camden Yards in 1993 and being a part of the 1996 and 1997 Orioles teams that advanced to the ALCS.

For the last 10 years, Sam has spent the off-season serving as a Deputy Sheriff for the Franklin County (PA) Sheriff's Department. His hobbies include golf and hunting. Sam and his wife, the former Kristy Higgins, were married December 27, 1997. They have one daughter, Samantha Mary (6/2/98).

Jeffrey Michael (8/4/01)

RUDY ARIAS—BATTING PRACTICE PITCHER



6
 Born: June 22, 1957
 Rudy begins his 5th season with the Orioles. In addition to pitching batting practice, the former minor league catcher also charts pitches during home games and operates the radar gun that gives fans the type and speed of each pitch. Before joining the Orioles, Rudy served as bullpen catcher for the New York Yankees from 1993 to 1996.

A native of Santa Clara, Cuba, Arias grew up in Miami. He was drafted by the Seattle Mariners in the 1st round (secondary phase) in 1977 and spent four years in their farm system. In his first pro season, with Rookie level Bellingham (WA), he was named catcher on the Northwest League All-Star team. He spent the next two seasons in the Class A California League, with Stockton and San Jose. His career stalled when he was hit by a ball and suffered a broken jaw in 1980, and the Mariners assigned his contract to Vera Cruz of the Mexican League, where he played in 1981-82. He later played in both Columbia and Mexico, including a two-year stint as manager of the Monteria club in the Columbian Winter League.

His father, Rudy Arias Sr., pitched professionally for 17 years and went 2-0 in 34 games for the American League champion Chicago White Sox in 1959.

Rudy and his wife, Hilda, were married December 6, 1982. They have two sons, Louis (9/27/83) and Alex (8/30/88). After returning to Miami in the off-season following his previous seasons with the club, Rudy and his family now live year-round in Elkridge, MD.

VINCE HORSMAN—BATTING PRACTICE PITCHER



5
 Born: March 9, 1967
 Vince begins his 4th season on the Orioles staff. In addition to pitching batting practice, he helps with pitch charting and videotaping of Orioles batters and pitchers. He joined the Orioles in July 1998 following his release by AAA Rochester.

A native of Halifax, Nova Scotia, Horsman pitched all or part of five seasons in the majors with Toronto, Oakland and Minnesota, going 4-2 with a 4.07 ERA in 141 games. He was originally signed by Toronto as a free agent and began his pro career in 1985. He made his major league debut with the Blue Jays in 1991. Vince was claimed on waivers by Oakland during spring training 1992 and spent his only full big league season with the A's that year, going 2-1 with a 2.49 ERA in 58 games. He pitched parts of the next two seasons with the A's before, then signed in 1995 with Minnesota and spent three weeks with the Twins. He played at AAA Syracuse in 1996 and in Taiwan in 1997 before returning stateside and signing with the Orioles in 1998. He pitched briefly that season for Rochester before his release.

Vince and his wife, Tiffany, live in Palm Harbor, FL with their three children, Atlanta (5), Ciara (4), and Noah (1).

JIM TYLER—ORIOLES CLUBHOUSE MANAGER



41
 Born: July 4, 1948
 Jim Tyler begins his 40th year working for the Orioles. He became the home team's equipment and clubhouse manager in 1979 after serving 7 years as the visiting clubhouse manager. He began working for the Orioles in 1962 as a clubhouse boy.

Born and raised in Baltimore, he is a graduate of Baltimore City College High School, located across the street from Memorial Stadium, where the Orioles played for 39 years. Jim is one of 11 children, including a twin brother, Phil, who also has worked for the Orioles in the past.

In addition to keeping the Orioles clubhouse straight, Jim also runs the Orioles clubhouse during spring training. In past years, he served the club's minor league training bases and winter instructional league teams.

21 20
Jim has two children, Lauren (20) and Joshua (19). He and his wife, Bethany, live in Baltimore near Camden Yards.

FRED TYLER—VISITING CLUBHOUSE MANAGER



Born: September 20, 1960
Fred Tyler has been in charge of the visitors' clubhouse since 1984. He began working around the clubhouse in his teens, under his brother, Jim. In addition to assisting with the equipment and clubhouse needs during spring training, Fred accompanies the Orioles on some of their road trips during the season in place of his brother.

Fred played baseball at Bel Air (MD) HS, Harford CC and Towson University. As a senior at Bel Air High, his single drove in the winning run to beat an Aberdeen High School pitcher named Cal Ripken, Jr. Fred was named All-Harford County shortstop; Ripken was All-Harford County pitcher.

Fred and Debbie Duffy live in Arnold, MD with their son, Sean Duffy Tyler, 18.

ERNIE TYLER—UMPIRES ATTENDANT



Born: April 30, 1924
Cal Ripken has nothing on Ernie Tyler. The Orioles' longtime umpires attendant and ball man has not missed a home game at Memorial Stadium or Oriole Park since taking his stool on the field next to the backstop on Opening Day, 1960 - a string of 3,238 consecutive regular season games heading into the new century. Overall, he heads into the 2002 season with a string of 3,262 straight home games - 3,238 regular season, 35 post-season and 8 exhibition games, as well as the 1993 All-Star Game.


A graduate of Baltimore's Mt. St. Joseph High School, where he played in the same football backfield with former Orioles and Mets General Manager Frank Cashen, Ernie began as a part-time usher at Memorial Stadium during the Orioles' first season in 1954. He became a full-time usher in 1958 before moving into his current position in 1960, assisting the umpires before, during and after games. Ernie retired from the state's Department of Health and Mental Hygiene in March, 1988.

Ernie and his wife, Julianne, who have been married 54 years, live in Forest Hill, MD. They have raised 11 children - Theresa, Regina, twins Phil and Jimmy, Ernie Jr., Mary, Judy, Michael, Fred, Chris and Michelle. Nine Tylers, including Julianne and seven of the children, have worked for the club at one time or another.

ALL IN THE FAMILY

Two sets of brothers and four father-son combinations have played for the Orioles. The brother combos are the Ripkens, Cal (1981-present) and Bill (1987-92 & 1996); and catcher Dick Brown (83-85) and his brother Larry (73), an infielder. The father-son duos are third baseman Bob Kennedy (54-55) and his son, catcher Terry (67-88); outfielder Don Buford (66-72) and his son Damon (93-95); pitchers John O'Donoghue Sr. (68) and John Jr. (93); and outfielders Dave May (67-70) and his son, Derrick (1999).

PLAYERS



Orioles shortstop Mike Bordick



Full Name: Wady Enrique Almonte
Born: April 20, 1975
Opening Day Age: 25
Height: 6'0" **Weight:** 200
Bats: R **Throws:** R
Birthplace/Residence: Born and resides in Higüey, Dominican Republic
Contract Status: Signed through 2001
M.L. Service: None
Acquired: January 28, 1993; signed as a non-drafted free agent

2000

- Moved to AAA Rochester after 2 1/2 seasons at AA Bowie and batted .262 in 73 games for the Red Wings.
- Did not play after July 10 after suffering a recurrence of shin splints...Went on the disabled list on July 13 for remainder of season.
- Hit .302 (16-53) off left-handers and .250 (44-176) off righties...Batted .319 (22-69) in 21 games in June.
- Was batting .227 (30-for-132) through May but hit .309 (30-97) in 31 games before injury ended his season...Average never went above .263 after 4th game of the season.
- Hit his lone home run on April 16 at Pawtucket...Hit safely in 44 of 68 games with an at bat and had 11 multi-hit games.
- Had 12 outfield assists in right field for Red Wings, one fewer than he had in 124 games at Bowie in 1999.
- Pitched scoreless 9th inning, allowing 2 hits, in Rochester's 6-3 loss on June 24 vs. Richmond.
- Went to spring training as a non-roster invitee last season.

PRO CAREER

1999: Earned Brooks Robinson Prize as Orioles' Minor League Player of the Year with solid season at Bowie...Led Baysox in hits (141), doubles (27) and RBI (83)...Tied for team lead with 4 triples and was second in homers (17)...His 83 RBI tied with Rochester's Julio Vinas for most among Orioles minor leaguers and was the 4th highest single-season total in Baysox history...Had a team-high 13-game hitting streak, 8/13-26...Batted .268 (33-123) with 3 home runs vs. lefties and .301 (108-359) with 14 homers vs. right-handed pitchers...Had 13 outfield assists and twice threw out two runners in the same game, 5/15 vs. Reading and 7/22 at Erie.

1998: Hit 2-run homer in Bowie's home opener for his only hit of season...Injured his right elbow during infield practice on 4/18 and was on DL for the remainder of the season.

1997: Split the season between Class A Frederick and AA Bowie...Started at Bowie and had 6 RBI in 8 games before falling into 7-for-51 slide...Was sent to Frederick on 6/27 and had 10 HR in 57 games for the Keys...Rejoined Baysox for post-season and went 1-for-3, all as a PH.

1996: Named as having best outfield arm in Orioles organization by *Baseball America*...Was on DL 5/17-6/21 with sprained right knee...Played one rehab game with Gulf Coast before returning to Frederick and homered in his first game back vs. Wilmington.

1995: Was one of 5 Bluefield regulars to bat over .300...Tied Johnny Isom for club lead with 6 homers...Batted .357 (35-98) at home and .253 (23-91) on the road...Went 5-for-12 in 3-game playoff loss to Kingsport for Appy League title.

1994: Spent the season in the Gulf Coast League...Played 24 games in the outfield and 17 games at 3B.

1993: Took part in the Orioles' Dominican Summer Program under Carlos Bernhardt, the scout who signed him to his first professional contract.

PERSONAL/MISCELLANEOUS

Attended Liceo Secundario HS in Higüey, DR.

YEAR	CLUB	AVG	G	AB	R	H	2B	3B	HR	RBI	SH	SF	HBP	BB	IBB	SO	SB	CS	GDP	SLG	OBP	
Dominican Summer League-1																						
1993	Gulf Coast	.200	42	120	11	24	32	2	0	2	9	1	0	1	8	0	22	1	2	0	.287	.258
1994	Bluefield	.307	51	189	37	58	90	12	1	6	30	0	2	1	9	0	49	6	5	4	.476	.338
1995	Frederick	.286	85	287	45	82	134	12	2	12	44	4	1	6	21	2	59	1	5	12	.467	.346
	Gulf Coast	.333	1	3	2	1	1	0	0	0	1	0	0	1	2	0	1	0	0	.333	.500	
1997	Bowie	.207	69	222	25	46	75	7	2	6	25	0	1	5	27	0	64	2	4	6	.338	.306
	Frederick	.257	57	202	34	52	99	13	2	10	36	1	3	4	16	4	59	4	1	8	.490	.320
1998	Bowie	.048	7	21	2	1	4	0	0	1	2	0	0	1	4	0	9	0	0	2	.190	.231
1999	Bowie	.263	124	482	68	141	227	27	4	17	83	0	5	7	31	1	72	10	12	471	.341	
2000	Rochester	.262	73	229	25	60	91	18	5	1	33	3	1	1	11	0	34	3	5	7	.397	.298
Minor Lg. Totals		.265	509	1755	249	465	753	91	16	55	263	9	13	26	128	9	368	28	32	51	.426	.322
BALTIMORE Totals																						
American League																						
National League																						
ML Totals																						

1-Signed by Orioles as a non-drafted free agent on January 28, 1993



Full Name: Daadan Magallon Amezcua
Born: March 9, 1974
Opening Day Age: 27
Height: 6'1" **Weight:** 195
Bats: R **Throws:** R
Birthplace/Residence: Born and resides in Mazatlan, Mexico
Contract Status: Signed through 2001
M.L. Service: None
Acquired: February 4, 2000; signed as a minor league free agent

2000

- Began season at AA Bowie...Was loaned to Monterrey of the AAA Mexican League, June 3 through July 8, before finishing the season at AAA Rochester.
- Between the 2 Orioles affiliates, he combined to hit .257 (47-183) with 9 doubles, a triple, 2 homers and 20 RBI in 55 games...Batted .411 (44-107) with 5 home runs and 21 RBI in 29 games for Monterrey.
- Hit safely in 7 of 16 games with an at bat with Bowie...Hit .375 (9-24) through his first 8 games...Went 12-for-37 (.324) in his last 12 games for Baysox.
- Tied Bowie franchise record with 3 doubles on May 28 at Portland...His only other double came in his first game, April 23 vs. Harrisburg.
- Homered in his final game for Bowie, June 1 at New Britain...Had 2 homers at Monterrey before going deep in 3 straight games, June 29-July 1.
- Hit safely in 25 of 29 games for Monterrey...Was batting .436 until going hitless in his last 2 games, July 6-7, the only time he went consecutive games without a hit.
- Threw out 42.9 percent of runners trying to steal against him at Rochester (9 of 21) but only 21.4 percent (3 of 14) at Bowie.

PRO CAREER

1999: Was released by Astros organization at end of spring training...Played 46 games for Reynosa Broncos in Mexican League...Batted .247 (37-177) in 46 games, with 9 doubles, 5 home runs and 18 RBI.

1998: Combined to bat .260 (87-for-335) between Class AA Jackson and Class A Kissimmee.

1997: Was loaned by AA Jackson to Reynosa of Mexican League at start of season and batted .316 (87-321) in 86 games, with 14 doubles, 5 triples, 5 home runs and 50 RBI...Suffered right elbow strain and returned to Class A Kissimmee on 8/4...Was on disabled list until 8/27 and played in 9 games before season ended.

1996: Caught 35 games for Kissimmee...Had 4th highest batting average (.284) on team.

1995: At Class A Quad Cities, hit first 4 home runs of his pro career...Caught 46 games, second highest total on team behind Alan Probst's 52.

1994: Was last on Class A Auburn with 9 RBI.

1993: Tied for Gulf Coast Astros team lead in doubles (13) and was tied for 2nd in RBI (24) and 3rd in batting average (.297).

PERSONAL/MISCELLANEOUS

Single...Originally signed by Houston as a non-drafted free agent by Astros scout Carlo Muro on 4/8/93...Name is pronounced "ah-MEZ-kwa".

YEAR	CLUB	AVG	R	H	2B	3B	HR	RBI	SH	SF	HBP	BB	IBB	SO	SB	CS	GDP	SLG	OBP			
1993	Astros-1	.297	48	145	14	43	62	13	3	0	24	0	1	1	12	0	19	1	0	4	.428	.352
1994	Astros	.263	32	99	12	26	35	9	0	0	9	1	1	4	4	0	21	0	1	2	.354	.315
1995	Quad City	.246	48	142	13	35	59	6	2	4	12	1	1	1	5	0	28	2	3	4	.415	.275
1996	Kissimmee	.284	88	264	24	75	93	16	1	0	29	8	3	3	25	0	42	0	1	2	.352	.349
1997	Kissimmee	.400	9	20	3	8	11	3	0	0	5	0	1	0	3	1	3	0	0	0	.550	.458
1998	Jackson	.205	23	73	6	15	23	2	0	2	6	0	0	0	3	0	11	1	1	3	.315	.237
	Kissimmee	.275	72	262	40	72	117	19	1	8	35	1	2	7	22	0	43	2	0	8	.447	.345
2000	Bowie-2	.314	17	51	4	16	23	4	0	1	6	0	0	0	3	0	9	1	0	0	.451	.352
	Rochester	.235	38	132	9	31	41	5	1	1	14	1	1	0	14	0	25	0	0	7	.311	.306
Minor Lg. Totals		.270	373	188	125	321	464	79	8	16	140	12	10	16	91	1	201	7	6	30	.391	.328
BALTIMORE Totals		-	-	-	-	-	-	-	-	-	-	-	-	-	-	-	-	-	-	-	-	-
American League		-	-	-	-	-	-	-	-	-	-	-	-	-	-	-	-	-	-	-	-	-
National League		-	-	-	-	-	-	-	-	-	-	-	-	-	-	-	-	-	-	-	-	-
ML Totals		-	-	-	-	-	-	-	-	-	-	-	-	-	-	-	-	-	-	-	-	-

1-Signed by Houston as a non-drafted free agent on April 8, 1993
2-Signed by the Orioles to a minor league contract on February 4, 2000

BRADY ANDERSON

OUTFIELDER



Full Name: Brady Kevin Anderson
Born: January 18, 1964
Opening Day Age: 37
Height: 6'1" **Weight:** 202
Bats: L **Throws:** L
Birthplace/Residence: Born in Silver Spring, MD...Resides in Lake Tahoe, NV
Contract Status: Signed through 2002
M.L. Service: 12 years, 114 days
Acquired: July 30, 1988; from the Boston Red Sox, along with RHP Curt Schilling, in exchange for RHP Mike Boddicker...On December 7, 1997 agreed to terms on a 5-year contract extension

GAME HIGHS, STREAKS & SLAMS

HITS: 5, August 7, 1998 at Minnesota...4, eight times, most recently June 20, 1998 vs. Toronto...**RUNS:** 4, four times, most recently June 16, 1996 at Kansas City...**DOUBLES:** 3, July 15, 1996 at Kansas City...**TRIPLES:** 2, four times, most recently August 20, 1996 vs. Oakland...**HR:** 2, 17 times, most recently September 8, 1999 at Minnesota...**RBI:** 5, four times, most recently June 16, 1996 at Kansas City...**WALKS:** 4, four times, most recently, September 17, 2000 vs. Seattle...**SB:** 4, July 5, 1998 at New York...**HITTING STREAK:** 13 games, three times, most recently August 3-August 17, 1999...**GRAND SLAMS:** 3, May 27, 1999 at Anaheim off Mike Magrane; August 26, 1997 vs. Kansas City off Glendon Rusch; September 30, 1995 vs. Detroit off Sean Bengman

2000

- Began season in center field, but 43 of his last 53 starts beginning July 18 came in left field (16), right field (22) and as DH (5)...His start in right field on July 18 was his first there since August 5, 1994 and it was his first appearance ever in right field at Camden Yards.
- Stole 16 bases on season, his lowest total in 9 full major league seasons...Is Orioles all-time stolen base leader with 295 thefts and has 299 SB for his career.
- Moved into 5th place on Orioles' all-time list with 1,527 hits and 4th with 579 extra base hits.
- Hit his 200th career home run off Toronto's Chris Carpenter on September 28, becoming just the fifth player in Orioles history to hit 200 home runs...The homer also was his 7th lead-off HR of the season and 43rd of his career, 2nd all-time behind Rickey Henderson's 78.
- Led the team with 92 walks, third highest total of his career...Matched his career-high with 4 walks in a game twice - September 17 vs. Seattle and August 4 at Tampa Bay.
- Had 5 straight multi-hit games, May 13-18, going 11-for-21 (.524)...Average was at a season-high .297 (.47-158) on May 25-26, but he went 28-for-146 (.192) over his next 37 games through July 14 to fall to a season-low .247.

- Batted .268 after the All-Star break, including .308 (24-78) in September...Hit safely in 12 of 14 games, August 31-September 15, including a pair of season-high 6-game hitting streaks.
- Was hit by pitch 8 times, his lowest total since 1995...On September 12 at Texas, was hit for final time and moved into 14th place on the all-time list with 144 HBPs...Has been HBP 88 times in last 5 seasons.
- Committed an error in season's 5th game on April 8 vs. Detroit, his only error in 303 total chances...Only he and New York's Bernie Williams (0 errors, 355 TC) had less than two errors with more than 180 total chances among AL outfielders.
- Grounded into only 4 double plays in 506 at bats and was the toughest player to double up in the American League with an average of one GIDP per 126.5 at-bats...In his career, ranks 8th all-time for most at bats per GIDP with one GIDP every 105.1 at-bats (5989 AB/57 GIDP)...Don Buford, former Oriole and current Director of Minor League Operations, is the all-time leader with one GIDP every 133.9 at-bats (4553 AB/34 GIDP).
- Made his 10th Opening Day start, 7th most in Orioles history.
- Missed 10 games after spraining his right wrist on August 10 at Detroit.

PRO CAREER

1999: Rebounded from injury-plagued '98 campaign with one of the best all-around seasons of his career...Had a career-high .404 on-base percentage and led all AL leadoff hitters with a .408 on-base percentage when batting in the No. 1 spot...Reached base 279 times, 9th most in the league, and was tied for 10th in AL with 96 walks...Became the Orioles' all-time stolen base leader on 6/26 vs. New York Yankees, passing Al Bumbry with his 253rd steal as an Oriole...Tied for 7th in AL with 36 steals and was 6th in the league with an 83.7 pct. success rate (36-43)...Was the second highest stolen base total of his career, topped only by the 53 he stole in 1992...Led league for third time with 24 HBPs, breaking his own club record and his AL record for most HBP by a left-handed batter, both set in 1996...Set AL record and tied ML mark on 5/23 vs. Texas when he was hit by pitch twice in the same inning (first inning)...80 of his 81 RBI came as a lead-off hitter as he joined Houston's Craig Biggio ('97 & '98) as only players ever with 80 RBI in the leadoff spot twice in their career...Hit his 7th leadoff HR of season 9/8 at Minnesota, 36th of his career, to pass Bobby Bonds for 2nd place on all-time list for leadoff HR behind all-time leader Rickey Henderson...On 8/21, in a day-nighter vs. Chicago, became the 3rd player in history to lead off both games of a doubleheader with home runs...Rickey Henderson, then with the Athletics, did it 7/5/93 and Boston's Harry Hooper did it 5/30/13...He and Mike Bordick led off 6/12 game at Atlanta with back-to-back homers, the 49th time in ML history and the 4th time Orioles have opened a game with consecutive home runs, the 3rd involving Anderson...Had three 2-home run games: 7/27 vs. Texas, 8/24 at Kansas City and 9/8 at Minnesota...His .477 slugging pct. was second highest of his career...Matched his career-high with a 13-game hitting streak, 8/3-17...Batted combined .337 with 8 home runs, 25 RBI and 20 stolen bases in July and August...Was 3rd in AL with a .526 (10-19) batting average with the bases loaded...Hit his 3rd career grand slam on 5/27 at Anaheim...Was 3rd among AL outfielders with a career-high .997 fielding percentage, committing one error in 312 total chances...Started 9/1 vs. Tampa Bay in left field, his first appearance there since last game of '95 season...Made 9 starts in left field in September.

1998: Was on the disabled list 4/21 to 5/8 due to a right sternoclavicular joint strain coupled with a muscle strain in his right neck and trapezius area...Was batting season-low .063 (4-63) on 5/11...From that point until the end of the season he hit .262 (109-416)...Batted .312 (24-77) during the month of August...His batting average reached a season-high .244 three times, 8/16, 8/19-20...On 8/7 at Minnesota he collected a career-high 5 hits, with 2 home runs, 2 doubles and a single, tying the Orioles record with 13 total bases...Also had 2-HR game on 5/13 vs. Cleveland...Hit 2 leadoff home runs, giving him 29 for his career...Set Orioles team record with 4 stolen bases on 7/5 at New York...Suffered small tear of the patella tendon above his right knee on 8/20 vs. Tampa Bay and played with injury remainder of season...Batted 1st, 2nd, 5th, 6th and 7th in batting order...On 9/25 at Boston he hit 5th for first time in his career...Hit 6th in 5G, 6/30-7/4, first appearances there since 9/25/88...Hit in 7th spot on 5/11 at Minnesota, lowest he has batted since hitting 8th for four games in 1993...Was hit by pitch 15 times during the year, tied for the 4th in AL.

1997: Played a large part of the season with a cracked 5th rib on his left side suffered in spring training diving back to first base on an attempted pick off throw...On 4/24 he left the game after aggravating the injury while making a catch against the wall on a ball hit by Boston's Nomar Garciaparra...Brady was hit by a pitch a league-leading 19 times...It marked the second straight year in which he led the league in HBP...Was T10th in the league with a .500 (6-12) batting average with the bases loaded...Brady was a .320 (109-319) hitter on the road, 6th best in the league...Anderson reached base 273 times, 7th most in the AL...On 4/7 at Kansas City he collected his 1,000th major league hit, a double off Kevin Apier...On 5/2 he moved past Rich Dauer into 9th place on the Orioles all-time hits list...On 6/11 at Boston, Brady committed two errors in a game for the first time since 7/18/91...Was elected to start the All-Star Game in Cleveland...It was Brady's 2nd straight All-Star starting assignment but the first time that he was elected to start by the fans...He played the entire game for the American League and went 2-for-4...On 6/13 at Atlanta he collected the Orioles first-ever interleague RBI with a single off Greg Maddux...Led off four games with a home run...Batted clean-up ten times, marking the first time in his career that he has hit in the #4 spot in the order...He did it 7/22-26; 7/28-29 and 9/15-17...Compiled a season-high 12-game hitting streak; 7/30-8/13...Finished the year with an 11-game hitting streak...On the final day of the year,

9/28 at Milwaukee, he collected a pair of doubles, giving him a career-high 39...Finished the year just two hits shy of his career-high set in '96 (172).

1996: Established career-highs in hits, runs scored, HR and RBI...It was the first 100-RBI season of his career...His 50 home runs were the most ever in a season by an Oriole, surpassing Frank Robinson's 49 in 1966...He hit his 50th on the last day of the season, 9/29 at Toronto off Pat Hentgen to lead off the game...He became the 14th player in history to hit 50 or more homers in a season...The 50 homers were 2nd-most in the league to McGwire's 52...Established career-high in home runs when he hit his 22nd of the year on 6/14 at Kansas City...On 7/1 at Toronto he hit his 100th career home run...The shot came off Hentgen...Hit 11 home runs in April, breaking Frank Robinson's club record of 10 in '69...Hit his 15th home run on 5/4, earliest date by anyone in history...Was American League All-Star starter in right field...It was his 2nd All-Star appearance and first start...Finished 4th in the balloting...Griffey was unable to play due to injury and Brady was named as his replacement in the starting line-up by Manager Mike Hargrove...Sidelined four days from 7/19-22 with abdominal pain that was diagnosed as appendicitis...Also missed handful of games in early May with strained right quadricep and in mid-August with strained right calf...Became only two-time member of the Orioles "20/20 Club" as he collected 20 stolen bases to go with his 50 home runs...He became the only player in history to have both a 50-HR season and a 50-steal season...Collected a then career-high 3 steals on 6/11 at Detroit...Was hit by a pitch a league-leading 22 times, setting a new Orioles record...The previous mark was 20 by Grich in 1974...Brady also set the AL record for most HBP by a left-handed hitter, surpassing Washington's Harry Gessler, who was hit 20 times in 1911...On 9/20 he doubled, giving him his 86th extra base hit of the year, a new Orioles club record...The previous mark of 85 was shared by Frank Robinson ('66) and C. Ripken ('91), who each won the MVP in those respective years...Concluded the year with 92 extra base hits...On the year he led off 12 games with a home run, a new Major League record, passing Bobby Bonds' 11 with San Francisco in 1973...34 of his home runs that season came while batting leadoff, topping Henderson's AL record of 28 set in 1986...Set a major league record by leading off four straight games with a home run, 4/18-21...The previous mark was two straight games, done 33 times...On 9/2 at California, Brady had his 7th 2-HR game of the year and the 12th of his career...Homered in 4 straight games once and 3 straight games three times...His increase of 34 home runs over his 1995 total marked the biggest increase from one season to the next in club history, surpassing Jim Gentile (1960-61, +25, from 21 to 46)...In the annual *Baseball America* "Tools of the Trade" poll, Brady was named as the league's 3rd Best "Defensive Outfielder" behind only Seattle's Ken Griffey and Cleveland's Kenny Lofton...Anderson's .686 slugging pct. against right-handed pitchers was 3rd best in the American League behind only Oakland's McGwire (.713) and Cleveland's Thome (.696).

1995: Brady set the AL record with 34 consecutive stolen bases without being caught on 6/12 at Cleveland...Ran string to 36 straight before being caught on 7/3 when he was tossed out by the Twins Matt Walbeck...It was the first time he was nabbed since 5/13/94 when he was thrown out by Walbeck...His record was eclipsed by Chicago's Raines later in the year and matched by Toronto's Molitor...Brady was the hardest to double up in the American League, grounding into three double plays on the year and only once every 184.7 at-bats...Put together a pair of 11-game hitting streaks during the season...Had the fifth 2 HR game of his career on 9/5, the night Cal Ripken tied Lou Gehrig's consecutive games played record.

1994: Led the club in at-bats (453), triples (5), stolen bases (31) and hit by pitch (10)...Led AL left fielders with a 1.000 fielding percentage...Hampered by a sore knee in '93, rebounded to steal 31 bases in 32 attempts (.969), a major league record for 25 or more steals...The record was held by Max Carey of the '22 Pirates with a .962 percentage (51 of 53)...The previous record for those caught once was by Ken Griffey, Sr. who stole 23 of 24 (.958) for the '80 Reds...Over first 71 games batted .231 with 7 HR and 21 RBI...After that, batted .317 with 5 HR and 27 RBI...In final 33 games, hit .307 with 25 runs, 23 RBI and 12 steals...Had a pair of 13-game hitting streaks...Led off two games with home runs...Had 525 plate appearances, third in the majors behind Detroit's Tony Phillips (538) and Travis Fryman (528)...Had a team-high 12 total bases, 4/26 vs. Oakland.

1993: Despite missing 15 games with the chicken pox, 6/23-7/7, and sore knees that plagued him throughout the first half, led AL leadoff hitters in extra base hits (56) and RBI (62)...Made 139 starts, all but 4 as the O's leadoff hitter and 123 in LF, 13 in CF and 3 in RF...In '93, ranked 4th among AL outfielders in fielding pct. (TC-305, E-2)...Led the Orioles in 8 offensive categories...Led the Orioles in runs (87, tied with Cal Ripken), stolen bases (24), hit by pitch (10), walks (82) and triples (8, tied for 6th in the AL)...Tied for the club lead in extra base hits with Chris Hoiles (57)...Batted .571 (8-14) with the bases loaded, 4th highest in the AL...Was batting a season-low .211 (47-223) on 6/7, but hit .297 (100-337) the final 88 games of the season...Batted .313 (52-166) in his last 42 games starting 8/16...Got off to a quick start, hitting .355 (22-62) after 15 games...Then between 4/25 and 6/7, he batted .155 (25-161)...Got hot again and went 18-for-53 (.340) over the next 13 games, including a then career-high 11-game hitting streak...Raised his average from .211 to .236 on 6/22, but the next day was stricken with chicken pox...Returned 7/8 and batted only .236 the rest of the month, but hit .307 (65-212) the last 2 months of the season...During the O's 9-1 surge, 8/29-9/8, that brought them from 5th place and 6 GB to 1/2 GB, Brady was 15-for-38 (.395) with 7 walks, 6 RBI and 4 stolen bases...Hit 11 of his 13 home runs on the road, as many road homers as he had hit in his ML career prior to '93...Saw 2816 pitches, 2nd in the AL behind Detroit's Tony Phillips (2938).

1992: Became the first player in AL history to reach 20 homers, 50 steals and 75 RBI in one season, the

7th in major league history...Is only one of 16 in major league history with 50 steals and 20 homers...Had one of the most productive seasons in major league history for a leadoff hitter...His 80 RBI were tied for 7th most all-time by a leadoff hitter (RBI accumulated only in the leadoff spot)...Became the 17th player in major league history to hit 20 or more home runs as a leadoff hitter...All 158 starts were in the leadoff spot and he reached safely in 138 of them...Led the ML with 749 plate appearances...Reached base 28 straight games, 4/9-5/9, longest streak by an Oriole since Cal Ripken reached in 29 straight games in 1988...Was the first Oriole outfielder to make the All-Star team since Ken Singleton in '81...Was 0-for-3 in the All-Star Game at San Diego, but played 6 innings in left field...His increase of 19 home runs from '91 matched Paul Blair ('68-'69, 7 to 26) as the 2nd biggest increase from one season to another in club history behind Jim Gentile ('60-'61, +25, 21 to 46).

1991: Was batting .191 (39-204) through 8/20 when he was optioned to AAA Rochester...Recalled 9/1 and was 12-for-22 (.545) in his first 8 games back...Went on to become the O's leading hitter from that point on (.385, 20-52)...Was on the disabled list with a pulled left hamstring, 5/28-6/13.

1990: Shoulder and ankle injuries limited him to 55 starts (LF-1, CF-19, RF-35)...Had AL's best stolen base success rate (min. 15 steals) converting 88.2% (15 of 17)...Was successful in his final 13 attempts of the year, longest string by an Oriole since Al Bumbry swiped 15 straight without being caught, 8/7/79 -4/22/80...Was 3rd in the AL in batting among pinch hitters with 20 or more plate appearances (.333, 6-18)...Sprained his left ankle on 6/8 during batting practice: was on the disabled list until 7/20...Played in the final 9 games of July and went 15-for-30 with 3 doubles, 2 triples, 2 homers and 9 RBI...However, batted only .174 (27-155) in his final 50 games, dropping his average from .342 to final .231.

1989: Began the season as the O's leadoff hitter, but struggled in mid-May and after starting 45 of the first 49 games, cracked the starting lineup only 20 times the remainder of the season...Set club record for most stolen bases in April (8)...Through 5/2, was leading the AL in doubles (10), was 5th in runs (20) and extra base hits (13)...However, from that point on, he reached base only 58 times and had only 2 doubles in 69 games...Had 25 hits in April, only 30 the rest of the season...Batted .143 after May 17.

1988: Chosen as the AL East's Top Prospect by *Baseball America*...Started the season with Boston after batting .326 (86-28) in spring training...Was Boston's starting center fielder in April while Ellis Burks was recovering from an ankle injury...Was the regular right fielder for most of May...Played in 41 of the Sox' first 49 games (all starts)...Went 3-for-5 on Opening Day against Jack Morris of Detroit, in his ML debut...Was batting .277 (31-112) on 5/22 after 31 games, then went 3-for-36 (including 0-for-his-last-20) and was assigned to Pawtucket on 6/4...Pawtucket: Went 0-for-13 after reporting to AAA (extending his hitless string to 0-for-33), then batted .312 (154-48) the rest of the way...Orioles: Started 43 of 58 games after trade on July 30, all in CF...Hit safely in 4 of first 5 games with O's, but batted .195 (30-154) the remainder of season...Hit his first ML homer at Baltimore off Milwaukee's Tom Filer on 8/6...Had 11 sacrifice bunts; only 5 others in the AL had more, and 6 bunt singles.

1987: Limited to 75 games because of a severely sprained right ankle sustained in a clubhouse accident on 6/5...Was batting .304 for New Britain (AA) at the time...Missed 49 games...Promoted to Pawtucket on 8/8...Hit safely in 18 of 23 games with PawSox...Added to big league roster in November...Batted .350 in the Mexican League for Tijuana, but didn't have enough plate appearances to qualify for the batting title.

1986: With Winter Haven in '86, was named to post-season Florida State League All-Star team...Led FSL with 107 walks and .459 on-base pct...Was tied for 3rd in homers (12) and 7th in batting (.319).

1985: In '85, at Elmira, led the New York-Penn League in walks (67 in 71 games) and in triples (tied, 6)...Played for the Red Sox in Hall of Fame Game at Cooperstown, 7/29.

PERSONAL/MISCELLANEOUS

Single...Originally signed by Joe Stephenson of the Red Sox...Graduated from Carlsbad (CA) High School in '82...Named team MVP in '79 and '80, and All-League and All-North County in '81 and '82...Also lettered 3 times as a guard on the basketball team...Attended University of California at Irvine '82-'85...As a sophomore in '84, he hit 8 triples, tied for 3rd in the nation with Oddibe McDowell, then of Arizona State...Played OF and first base in college...On 1/11/98 in Los Angeles he played in the annual MTV "Rock 'n' Jock" softball game and was named Most Valuable Player as he smacked a pair of home runs, including a grand slam...Born in Silver Spring, MD, but family moved to California when he was an infant...His father, Jerry, ran track at University of California-Santa Barbara...An uncle played on several world class fast-pitch softball teams...Studied economics at UC-Irvine...Last summer he served as the Orioles/Baltimore Sun Summer Reading Program spokesman...The last six off-seasons Brady has returned to Baltimore to participate in Pam Shriver's charity tennis outing...Last year, Brady, along with Pam's assistance, funded the renovation of two tennis courts for the Solo Gibbs PAL Center in South Baltimore...This past off-season, he also returned to Baltimore to take part in the Orioles FanFest...Makes charitable contributions through the Brady Anderson Charitable Community Fund...Brady also purchases tickets for children to attend games through the "Anderson's All-Stars" program.

PLAYERS WITH 20+ HOMERS AND 50+ STEALS

PLAYER	HR	SB	PLAYER	HR	SB
Lou Brock, StL, 1967	21	52	Eric Davis, Cin, 1996	27	80
Cesar Cedeno, Hou, 1972	22	55	Rickey Henderson, NY, 1996	26	87
Cesar Cedeno, Hou, 1973	25	56	Eric Davis, Cin, 1997	37	50
Joe Morgan, Cin, 1973	26	67	Rickey Henderson, Oak, 1990	26	65
Cesar Cedeno, Hou, 1974	28	57	Barry Bonds, Pitt, 1990	33	52
Joe Morgan, Cin, 1976	27	60	Brady Anderson, Bal, 1992	21	53
Rickey Henderson, NY, 1985	24	60	Rickey Henderson, Oak-Tor, 1993	21	53
Ryne Sandberg, Cubs, 1985	26	54	Craig Biggio, Hou, 1996	20	50

SINGLE SEASON HR LEADERS FROM LEADOFF SPOT

Player, Team	HR	Year
1. Brady Anderson, Orioles	35	1996
Bobby Bonds, San Francisco	35	1973
3. Tommy Harper, Milwaukee	31	1970
Rick Monday, Chicago (NL)	31	1976
5. Nomar Garciaparra	30	1997
6. Davey Lopes, Los Angeles	28	1979
Rickey Henderson, New York (AL)	28	1986
Rickey Henderson, Oakland	28	1990

MOST LEADOFF HR BY A BATTER IN A SEASON

Batter	Team	Year	No.
1. Brady Anderson	Baltimore	1996	12
2. Bobby Bonds	San Francisco	1973	11
3. Rickey Henderson	Yankees	1986	9
4. Barry Bonds	Pittsburgh	1988	6
Kal Daniels	Cardinals	1987	6
Rickey Henderson	Oakland/Toronto	1993	6
Rick Monday	Cubs	1976	6

MOST LEADOFF HR, CAREER

Batter	Leadoff HR
1. Rickey Henderson	78
2. Brady Anderson	43
3. Bobby Bonds	35
4. Paul Molitor	33
5. Devon White	31

STARTING LCS WITH A BANG

Only six times has a batter dubbed a home run to leadoff a game in a League Championship Series.

Date	Batter	Team	Pitcher	Team	Site
10/7/73	Bert Campaneris	OAK	Dave McNally	O's	Baltimore
10/6/78	George Brett	KC	Catfish Hunter	NY	New York
10/2/84	Bob Dernier	CHN	Eric Show	SD	Chicago
10/12/91	Orlando Merced	PIT	John Smoltz	ATL	Atlanta
10/6/97	Brady Anderson	O's	Chad Ogea	CLE	Baltimore

ONLY PLAYERS IN HISTORY TO HIT 50+ HR AND STEAL 20+ BASES IN ONE SEASON

Kan Griffey, Jr.	1998	56 HR/20 SB
Brady Anderson	1996	50 HR/21 SB
Willie Mays	1955	51 HR/24 SB

BIGGEST INCREASE IN HR

Player	Years	Increase	Player	Years	Increase
Davey Johnson	1972-73	38	Lou Gehrig	1926-27	31
Jim Edmonds	1999-2000	37	Larry Walker	1956-57	31
Brady Anderson	1995-96	34			

BIGGEST DECREASE IN HR

Player	Years	Decrease	Player	Years	Decrease
Hack Wilson	1930-31	43	Don Baylor	1978-80	31
Mark McGwire	1999-2000	33	Howard Johnson	1991-92	31
Brady Anderson	1996-97	32			

YEAR	CLUB	AVG	G	AB	R	H	TB	2B	3B	HR	RBI	SH	SF	HBP	BB	IBB	SO	SB	CS	GDP	SLG	OBP
1985	Elmira-1	.256	71	215	36	55	89	7	6	5	21	1	0	2	67	0	32	13	9	2	.414	.437
1986	Winter Haven	.319	129	417	86	133	210	19	11	12	87	7	6	6	107	5	47	44	19	2	.504	.459
1987	New Britain	.294	52	170	30	50	78	4	3	6	35	1	1	2	45	3	24	7	3	5	.459	.445
	Pawtucket	.360	23	79	18	30	40	4	0	2	8	0	0	0	16	3	8	2	1	0	.506	.484
1988	BOSTON	.230	41	148	14	34	45	5	3	0	12	4	1	4	15	0	35	4	2	2	.304	.315
	Pawtucket	.267	49	167	27	48	68	6	1	4	19	0	0	3	26	3	33	8	3	2	.407	.393
	BALTIMORE-2	.198	53	177	17	35	48	8	1	1	9	7	0	0	8	0	40	8	4	1	.271	.232
1989	BALTIMORE	.207	94	266	44	55	83	12	2	4	18	5	0	3	43	6	45	16	4	4	.312	.324
	Rochester	.200	21	70	14	14	22	1	2	1	8	0	0	0	12	1	13	2	2	0	.314	.333
1990	BALTIMORE	.231	88	234	24	54	72	5	2	3	24	4	5	5	31	2	48	15	2	4	.308	.327
	Frederick	.429	2	7	2	3	4	1	0	0	3	0	0	0	1	0	1	0	0	0	.571	.500
	Hagerstown	.382	9	34	8	13	20	0	2	1	5	1	1	0	5	1	5	2	1	1	.588	.460
1991	BALTIMORE	.230	113	256	40	59	83	12	3	2	27	11	3	5	38	0	44	12	5	1	.324	.338
	Rochester	.385	7	26	5	10	13	3	0	0	2	0	0	0	7	0	4	4	1	0	.520	.545
1992	BALTIMORE	.271	159	623	100	169	289	28	10	21	80	10	9	9	99	14	98	53	16	2	.449	.373
1993	BALTIMORE	.263	142	560	87	147	238	36	8	13	66	6	6	10	82	4	99	24	12	4	.425	.363
1994	BALTIMORE	.263	111	453	78	119	190	25	5	12	48	3	2	10	57	3	75	31	1	7	.419	.356
1995	BALTIMORE	.282	143	554	108	145	248	33	10	18	64	4	2	10	87	4	111	26	7	3	.444	.371
1996	BALTIMORE	.297	149	579	117	172	369	37	5	50	110	6	4	22	76	1	106	21	8	11	.637	.396
1997	BALTIMORE	.288	151	590	97	170	277	39	7	18	73	2	1	19	84	6	105	18	12	1	.469	.393
1998	BALTIMORE	.236	133	479	84	113	201	28	3	18	51	4	1	15	75	1	78	21	7	7	.420	.356
1999	BALTIMORE	.282	150	564	109	159	269	28	5	24	81	1	7	24	96	7	105	36	7	6	.477	.404
2000	BALTIMORE	.257	141	506	89	130	213	26	0	19	50	5	7	6	92	5	103	16	9	4	.421	.375
Minor Lg Totals		.300	360	1195	226	356	544	45	28	31	188	10	6	15	286	16	167	82	39	12	.459	.440
BALTIMORE Totals		.261	1826	5841	994	1527	2569	317	61	201	699	68	47	140	867	53	1055	295	94	55	.439	.396
American League		.261	1867	5999	1008	1581	2614	322	64	201	711	72	48	144	882	53	1090	299	96	57	.436	.396
National League		-	-	-	-	-	-	-	-	-	-	-	-	-	-	-	-	-	-	-	-	-
ML Totals		.261	1867	5999	1008	1581	2614	322	64	201	711	72	48	144	882	53	1090	299	96	57	.436	.396

1-Selected by Boston in June 1985 First Year Player Draft (10th round)

2-Acquired by Orioles from Boston along with RHP Curt Schilling in exchange for RHP Mike Backdicker on July 30, 1985

DIVISION SERIES

YEAR	CLUB	AVG	G	AB	R	H	TB	2B	3B	HR	RBI	SH	SF	HBP	BB	IBB	SO	SB	CS	GDP	SLG	OBP
1996	Bal vs Cle	.294	4	17	3	5	11	0	0	2	4	0	1	1	2	0	3	0	1	0	.647	.361
1997	Bal vs Sea	.353	4	17	3	6	10	1	0	1	4	0	0	0	1	0	4	1	0	0	.588	.389
	Totals	.324	8	34	6	11	21	1	0	3	8	0	1	1	3	0	7	1	1	0	.618	.385

LCS

YEAR	CLUB	AVG	G	AB	R	H	TB	2B	3B	HR	RBI	SH	SF	HBP	BB	IBB	SO	SB	CS	GDP	SLG	OBP
1996	Bal vs NYY	.190	5	21	5	4	8	1	0	1	0	0	0	0	3	0	5	0	0	0	.381	.292
1997	Bal vs Cle	.360	6	25	5	9	17	2	0	2	3	0	0	0	4	0	4	2	0	0	.680	.448
	Totals	.283	11	46	10	13	25	3	0	3	4	0	0	0	7	0	9	2	0	0	.543	.377

ALL STAR

YEAR	CLUB	AVG	G	AB	R	H	TB	2B	3B	HR	RBI	SH	SF	HBP	BB	IBB	SO	SB	CS	GDP	SLG	OBP
1992	AL at SD	.000	1	3	0	0	0	0	0	0	0	0	0	0	0	0	0	0	0	0	.000	.000
1996	AL at Phi	.000	1	2	0	0	0	0	0	0	0	0	0	0	0	0	0	0	0	0	.000	.000
1997	AL at Cle	.500	1	4	0	2	3	1	0	0	0	0	0	0	0	0	0	0	0	0	.750	.500
	Totals	.222	3	9	0	2	3	1	0	0	0	0	0	0	0	0	0	0	0	0	.333	.222

MOST HOME RUNS BY LEFT-HANDED BATTER

1	Roger Maris	NY	AL	1961	61	9	Brady Anderson	BAL	AL	1996	58
2	Babe Ruth	NY	AL	1927	60	10	Lou Gehrig	NY	AL	1934	49
3	Babe Ruth	NY	AL	1921	59		Lou Gehrig	NY	AL	1936	49
4	Ken Griffey, Jr.	Sea	AL	1997	56		Ken Griffey	Sea	AL	1996	49
	Ken Griffey, Jr.	Sea	AL	1998	56		Ted Kluszewski	Cin	NL	1954	49
6	Babe Ruth	NY	AL	1920	54		Babe Ruth	NY	AL	1930	49
	Babe Ruth	NY	AL	1928	54		Larry Walker	Col	NL	1997	49
8	Johnny Mize	NY	NL	1947	51						

	2000 SEASON					LIFETIME				
	AVG	AB	H	HR	RBI	AVG	AB	H	HR	RBI
Total	.257	506	130	19	50	.261	5985	1561	201	711
Home	.267	240	64	9	26	.246	2930	720	92	337
Away	.248	266	66	10	24	.275	3055	841	109	374
Ars	.333	42	14	2	8	.277	447	124	14	52
Bal	-	-	-	-	-	-	-	-	-	-
Bos	.244	41	10	2	5	.265	439	125	12	51
CWS	.304	23	7	1	3	.261	349	91	10	39
Cle	.265	34	9	1	3	.250	456	114	13	46
Det	.185	27	5	1	2	.271	454	123	13	53
KC	.278	16	5	1	3	.270	456	123	17	58
Min	.281	32	9	1	2	.269	409	110	16	47
NY	.214	42	9	3	4	.236	458	108	13	45
Oak	.152	33	5	0	1	.252	504	127	16	58
Sea	.226	31	7	1	1	.247	446	110	24	68
TB	.208	48	10	2	4	.224	125	28	4	14
Tex	.355	31	11	2	4	.285	403	115	14	56
Tor	.211	38	8	1	7	.241	473	114	15	43
PRE ASG	.249	297	74	11	30	.256	3267	848	116	413
POST ASG	.268	209	56	8	20	.294	2702	713	85	298
vs. Left	.260	146	38	3	14	.229	1652	379	40	191
vs. Right	.258	358	92	16	36	.273	4337	1182	161	520
as DH	.207	29	6	0	2	.293	188	55	6	31
as PH	.000	4	0	0	0	.197	66	13	0	7
Mar/Apr	.268	82	22	2	9	.279	849	236	30	117
May	.287	94	27	6	12	.245	1157	284	45	144
June	.205	88	18	1	5	.244	994	243	32	107
July	.258	97	25	4	10	.285	953	272	26	121
August	.222	63	14	3	5	.258	1014	262	37	121
Sept/Oct	.293	82	24	3	9	.258	1022	264	31	101
All	.200	10	2	0	0	.196	46	9	2	7
Fa	.636	11	7	1	2	.389	36	14	1	4
Mon	.162	11	2	0	0	.238	42	10	1	7
NY	.333	9	3	0	1	.245	49	12	1	5
Phi	.280	25	7	0	0	.306	82	19	1	7

LIFETIME BY BALLPARK

	AVG	AB	H	HR	RBI
Brady Anderson	.307	225	69	7	29
Edison International Field	.195	467	81	5	39
Memorial Stadium	.255	2384	609	87	289
Oriole Park at Camden Yards	.264	299	79	4	35
Fenway Park	.248	145	36	4	9
Comiskey Park	.319	138	44	4	13
Jacobs Field	.222	9	2	1	2
Comerica Park	.304	253	77	13	34
Kauffman Stadium	.299	234	70	12	32
Metrodome	.248	250	62	7	34
Yankee Stadium	.245	257	63	9	30
Network Associates Coliseum	.072	13	1	0	0
Safeco Field	.181	72	13	2	7
Tropicana Field	.349	132	46	9	28
Balpark in Arlington	.243	222	54	9	22
SkyDome					
NATIONAL LEAGUE					
Turner Field	.240	25	6	2	7
Pro Player Stadium	.286	14	4	0	2
Olympic Stadium	.160	25	4	1	2
Shea Stadium	.263	19	5	0	1
Veterans Stadium	.364	33	12	0	5

FIELDING

	OF	PCT	G	PO	A	E	DP
1988	.984	90	243	4	4	1	
1989	.985	79	191	3	3	0	
1990	.987	63	149	3	2	1	
1991	.981	101	150	3	3	0	
1992	.980	158	362	10	6		
1993	.993	140	296	7	2	0	
1994	.996	109	247	4	1	0	
1995	.989	142	268	1	3	0	
1996	.992	143	341	10	3	1	
1997	.989	124	277	2	3	0	
1998	.965	130	269	1	4	0	
1999	.997	136	308	3	1	1	
2000	.997	127	301	1	1	1	
Career	.989	1542	3422	52	38	12	

BIRDS BIGGEST DEAL

In November/December, 1954 the Orioles and New York Yankees engineered a 17-player deal, one of the biggest in baseball history. General Manager Paul Richards sent the following players to New York: pitchers Mike Blyskal, Don Larsen and Bob Turley; catcher Darrell Johnson; first baseman Dick Krynoski; shortstop Billy Hunter and outfielders Ted del Guercio and Jim Frittle. The Orioles acquired pitchers Harry Byrd, Jim McDonald and Bill Miller; catchers Hal Smith and Gus Tidanos; second baseman Don Leppert; third baseman Kal Sogrist; shortstop Willie Miranda and outfielder Gene Woodling.

39 JOHN BALE

LHP



Full Name: John Robert Bale
Born: May 22, 1974
Opening Day Age: 26
Height: 6'4" **Weight:** 205
Bats: R **Throws:** L
Birthplace/Residence: Born in Cheverly, MD (near Washington, DC)...
 Resides in Crostview, FL
Contract Status: Signed through 2001
M.L. Service: 18 days
Acquired: December 11, 2000; from the Toronto Blue Jays in exchange for CA Jayson Werth

2000

- Spent most of the season at AAA Syracuse with a brief appearance with Toronto... Was recalled on April 17 and appeared in 2 games in relief for Blue Jays before being optioned on April 28.
- Was primarily a reliever in his previous 2 seasons but began season in starting rotation for Skychiefs... Returned to bullpen in July and made only 2 starts in 11 outings between Syracuse and Toronto the rest of the season.
- Was opening day starter for Syracuse on April 6 at Pawtucket and pitched 5 shutout innings to earn the win, his only victory until late August... Was named International League Pitcher of the Week following his performance against the Red Sox... Hurled 7 scoreless innings in his 2nd outing, April 14 vs. Pawtucket, but did not get a decision.
- Went on the disabled list May 5 to May 14 with a pulled groin muscle.
- Went 0-4 with a 5.13 ERA in 5 starts in June... Was on the DL with a left elbow strain June 29-July 20 after lasting only 3 innings in a start June 28 vs. Richmond.
- Was 1-4 with a 3.42 ERA in 10 starts (52.0 IP, 20 ER) when he went on the DL... Went 2-0 with a 2.67 ERA (27.0 IP, 8 ER) in 11 appearances the remainder of the season with Syracuse, with his 2 victories coming in back-to-back relief outings against Rochester, August 20 and August 24.
- Allowed 2 earned runs or less in 9 of 12 starts and all 9 of his relief outings.
- Pitched for the Lara Cardinales in the Venezuelan Winter League during the off-season... Was a teammate of 1B Jay Gibbons, whom the Orioles acquired on the same day from Toronto in the Rule 5 draft.
- Went 2-1 with a 1.21 ERA in 18 relief appearances for Lara... Struck out 30 batters in 22.1 innings while allowing 11 hits and 6 walks.

PRO CAREER

1999: Led Southern League with 13.39 strikeouts per 9 IP... Was 2nd on AA Knoxville with 91 strikeouts despite pitching only 62.1 innings... Opened the season with AA Knoxville of the Southern League and was 2-2 with a save in 33 games with 4 starts and a 3.75 ERA... In April was 0-1 in 7 games with a 3.86 ERA and struck out 23 batters in 11.2 innings... Recorded his only save on 5/23 at Huntsville with 3 strikeouts in 1.1 innings... In June was 2-0 with a 3.75 ERA... Moved to the starting rotation in July, where he made 4 starts and was 0-1 despite a 2.61 ERA... Did not allow more than 2 earned runs in any of the 4 starts... Was promoted to AAA Syracuse on 7/29... Appeared in 6 games with the Skychiefs... Made 4 starts and was 0-2 with a 2.91 ERA... Allowed one or no earned runs in 3 of his 4 starts... Finished the season in the bullpen for Syracuse and was 0-1 with a 27.00 ERA after allowing 3 ER in 2 games (1.0 IP)... Was recalled by Toronto on 9/28... Made his Major League debut on 9/30 at Cleveland and was tagged for a 3-run HR by Manny Ramirez.

1998: Spent most of the season with Dunedin prior to a late season call-up to Knoxville... Was disabled to start the season after suffering from left shoulder tendinitis, was activated from the DL on 5/15... With Dunedin appeared in 24 games with 9 starts and was 4-5 with 4 saves and a 4.64 ERA... Appeared twice in relief prior to starting 9 straight games from 5/26 to 7/10... As a starter was 3-4 with a 6.15 ERA... Struck out a season high 8 batters on 6/24 against Charlotte... Recorded 41 strikeouts in 41 innings as a starter and 37 in 25 relief innings... Held opponents scoreless in his final 10 outings, a stretch of 11.1 innings... In relief was 1-1 with 4 saves and an ERA of 2.16... Promoted to AA Knoxville where appeared in 3 games in relief, going 0-0 with a 6.75 ERA.

1997: Was 7-7 in 25 starts for Class A Hagerstown... Tied for 4th in South Atlantic League with 155 strikeouts in 140 innings... Was named SAL Pitcher of the Week May 10-16 after going 2-0 with 21 strikeouts in 12 innings... Tossed 7 shutout innings of one-hit ball with 12 strikeouts on 5/13 at Delmarva... Was 5-3 at home with a 3.68 ERA and on the road was 2-4 with a 5.33 ERA.

1996: Made pro debut with St. Catharines of the Class A New York Penn League... Was 3-2 with a 4.86 ERA in eight starts... Struck out 35 in 33 innings... At home was 3-0 with a 2.84 ERA.

PERSONAL/MISCELLANEOUS

Has a daughter, Madison (2/22/00)...Graduated from Crestview High School in Florida where he lettered in baseball and football...Was an All-State selection in baseball in his senior year after going 11-2 with a 0.39 ERA...Attended Jefferson Davis Community College in Alabama where he was named All-Division...Attended University of Southern Mississippi where he went 9-8, 4.01 ERA his junior...Was drafted by the Cardinals in the 12th round of the 1994 First Year Player Draft, but did not sign...Was selected by Toronto in the 5th round of the 1996 First Year Player Draft...Signed by Blue Jays scout Alvin Rittman.

YEAR	CLUB	W	L	ERA	G	GS	CG	SHO	SV	IP	H	R	ER	HR	HB	BB	IBB	SO	WP	BK
1996	St. Catharines-1	3	2	4.88	8	8	0	0	0	33.1	39	21	18	2	0	11	0	35	4	2
1997	Hagerstown	7	7	4.30	25	25	0	0	0	140.1	130	83	67	11	1	63	1	155	11	0
1998	Dunedin	4	5	4.64	24	9	0	0	0	95.0	68	36	34	5	4	23	1	73	6	1
	Knoxville	0	0	8.75	3	0	0	0	0	1.1	1	1	1	1	0	0	0	0	0	0
1999	Knoxville	2	2	3.75	33	4	0	0	0	82.1	64	32	26	7	0	16	1	91	4	0
	Syracuse	0	3	3.57	6	4	0	0	0	22.2	19	14	10	1	0	10	0	10	1	0
	TORONTO	0	0	13.50	1	0	0	0	0	2.0	2	3	3	1	0	2	0	4	0	0
2000	Syracuse	3	4	3.19	21	12	0	0	0	79.0	68	35	26	4	2	41	0	70	4	0
	TORONTO	0	0	14.73	2	0	0	0	0	3.2	5	7	6	1	2	3	0	6	0	0
Minor Lg. Totals		19	23	4.09	120	62	0	0	5	405.0	366	225	184	31	7	164	3	249	30	3
BALTIMORE Totals		-	-	-	-	-	-	-	-	-	-	-	-	-	-	-	-	-	-	-
American League		0	0	14.29	3	0	0	0	0	5.2	7	10	9	2	2	5	0	10	0	0
National League		-	-	-	-	-	-	-	-	-	-	-	-	-	-	-	-	-	-	-
ML Totals		0	0	14.29	3	0	0	0	0	5.2	7	10	9	2	2	5	0	10	0	0

1-Selected by Toronto in the 5th round of the 1996 First Year Player Draft

	2000 SEASON								LIFETIME							
	ERA	W-L	SHO	G	IP	H	ER	HR	ERA	W-L	SHO	G	IP	H	ER	HR
Total	14.72	0-0	0	2	3.2	5	6	1	14.29	0-0	0	3	5.2	7	9	2
Home	21.60	0-0	0	1	1.2	3	4	0	21.60	0-0	0	1	1.2	3	4	0
Away	14.73	0-0	0	1	2.0	2	2	1	11.25	0-0	0	2	4.0	4	5	1
Ana	21.60	0-0	0	1	1.2	3	4	0	21.60	0-0	0	1	1.2	3	4	0
Bal	-	-	-	-	-	-	-	-	-	-	-	-	-	-	-	-
Bos	-	-	-	-	-	-	-	-	-	-	-	-	-	-	-	-
CWS	-	-	-	-	-	-	-	-	-	-	-	-	-	-	-	-
Cle	-	-	-	-	-	-	-	-	13.50	0-0	0	1	2.0	2	3	1
Det	-	-	-	-	-	-	-	-	-	-	-	-	-	-	-	-
KC	-	-	-	-	-	-	-	-	-	-	-	-	-	-	-	-
Min	-	-	-	-	-	-	-	-	-	-	-	-	-	-	-	-
NY	-	-	-	-	-	-	-	-	-	-	-	-	-	-	-	-
Oak	14.73	0-0	0	1	2.0	2	2	1	14.73	0-0	0	1	2.0	2	2	1
Sea	-	-	-	-	-	-	-	-	-	-	-	-	-	-	-	-
TB	-	-	-	-	-	-	-	-	-	-	-	-	-	-	-	-
Tex	-	-	-	-	-	-	-	-	-	-	-	-	-	-	-	-
Tor	-	-	-	-	-	-	-	-	-	-	-	-	-	-	-	-
PRI/ASG	14.72	0-0	0	2	3.2	5	6	1	14.72	0-0	0	2	3.2	5	6	1
POST/ASG	-	-	-	-	-	-	-	-	13.50	0-0	0	1	2.0	2	3	1
Mar/Apr	14.72	0-0	0	2	3.2	5	6	1	14.72	0-0	0	2	3.2	5	6	1
May	-	-	-	-	-	-	-	-	-	-	-	-	-	-	-	-
June	-	-	-	-	-	-	-	-	-	-	-	-	-	-	-	-
July	-	-	-	-	-	-	-	-	-	-	-	-	-	-	-	-
August	-	-	-	-	-	-	-	-	-	-	-	-	-	-	-	-
Sept/Oct	-	-	-	-	-	-	-	-	13.50	0-0	0	1	2.0	2	3	1
Ad	-	-	-	-	-	-	-	-	-	-	-	-	-	-	-	-
Fla	-	-	-	-	-	-	-	-	-	-	-	-	-	-	-	-
Mon	-	-	-	-	-	-	-	-	-	-	-	-	-	-	-	-
NY	-	-	-	-	-	-	-	-	-	-	-	-	-	-	-	-
Phi	-	-	-	-	-	-	-	-	-	-	-	-	-	-	-	-

LIFETIME BY BALLPARK

JOHN BALE	W	L	S	ERA	G	IP	H	ER	HR
Jacobs Field	0	0	0	13.50	1	2.0	2	3	1
Network Associates Coliseum	0	0	0	9.00	1	2.0	2	2	1
SkyDome	0	0	0	0.00	1	1.2	3	4	0

FIELDING

P	PCT	G	PO	A	E	DP
1999	.000	1	0	0	0	0
2000	.000	2	0	0	0	0
Career	.000	3	0	0	0	0

BATTING RECORD

YEAR	CLUB	AVG	AB	R	H	TB	2B	3B	HR	RBI	SH	SF	HBP	BB	IBB	SO	SB	CS	GDP	SLG	OBP
2000 Totals		-	-	-	-	-	-	-	-	-	-	-	-	-	-	-	-	-	-	-	-
Career Totals		-	-	-	-	-	-	-	-	-	-	-	-	-	-	-	-	-	-	-	-
Post Season Totals		-	-	-	-	-	-	-	-	-	-	-	-	-	-	-	-	-	-	-	-

88

ALBERT BELLE

OUTFIELDER



Full Name: Albert Jojuan Belle

Born: August 25, 1966

Opening Day Age: 34

Height: 6'2"

Weight: 225

Bats: R

Throws: R

Birthplace/Residence: Born in Shreveport, LA...Resides in Tucson, AZ

Contract Status: Signed through 2003

M.L. Service: 10 years, 115 days

Acquired: December 1, 1998; signed by the Orioles as a free agent to a 5-year contract

GAME HIGHS, STREAKS & SLAMS

HITS: 5, twice, most recently September 14, 1999 at Detroit; 4, 18 times, most recently September 23 (2), 1999 vs. Oakland...RUNS: 4, five times, most recently June 27, 1997 at Minnesota...DOUBLES: 4, twice, most recently September 23 (2), 1999 vs. Oakland...TRIPLES: 1, 21 times, most recently April 19, 2000 vs. Tampa Bay...HR: 3, three times, most recently July 25, 1999 vs. Anaheim; 2, 35 times, most recently June 16, 2000 vs. Anaheim...RBI: 5, six times, most recently June 15, 2000 vs. Texas...WALKS: 3, 13 times, most recently July 1, 1999 at Toronto...SB: 3, April 17, 1999 at Toronto...HITTING STREAK: 27, May 3-June 1, 1997...GRAND SLAMS: 13, July 24, 1999 vs. New York (off Eric Plunk); July 6, 1992 vs. California (off Joe Grahe); June 12, 1994 at Milwaukee (off Jamie Navarette); July 16, 1995 vs. California (off Lee Smith); September 1, 1995 at Detroit (off Mike Myers); July 31, 1996 vs. Toronto (off Bill Rife); August 28, 1996 at Detroit (off A.J. Saper); May 22, 1997 vs. Oakland (off Willie Adams); May 27, 1997 vs. Cleveland (off Albie Lopez); September 22, 1997 at Texas (off Darren Oliver); September 19, 1997 at Boston (off Tom Gordon); June 14, 2000 vs. Texas (off Kenny Rogers); June 15, 2000 vs. Texas (off Mark Clark)

2000

- Suffered through the first injury-plagued season of his career, hitting 23 home runs with 103 RBI in 141 games, his lowest totals in a non-strike shortened season since 1991...Enters 2001 season ranked 43rd on all-time home run list with 381.
- His 103 RBI was his 9th straight season with at least 100, the 4th longest stretch of 100-RBI seasons in major league history behind Jimmy Foxx and Lou Gehrig (13) and Al Simmons (11)...Enters 2001 season ranked 96th all-time and 10th among active players with 1,239 RBI.
- Was named American League Player of the Month for June after batting .364 (39-107) with 12 HR and 37 RBI in 27 games...It was the 6th time in his career he has earned AL Player of the Month honors and his second as an Oriole, having also won in September 1999.
- Set the club record for RBI in a month with 37 in June, topping Mike Young's 32 in August, 1985...Had 17 RBI, June 11-17, tying Young's club record for a calendar week set in '85...Belle matched his career high with 6 RBI on June 15 vs. Texas.
- Missed 20 games in September with an inflamed bursa sac in the right hip pointer area...Returned to the lineup on September 26 to play the final 6 games of the season, going 8-for-24 (.333) with a 2B, HR and 6 RBI.
- Did not play on August 27 vs. Tampa Bay, ending streak of 232 consecutive games played, longest in majors to that point.
- Was batting .306 on July 22, but hit only .214 (34-159) in 39 games through September 3 before being sidelined with the hip injury.
- Hit 12 home runs in June, 3 short of club record for a month set by Jim Gentile in August, 1961...Has 381 career HR, 43rd on the all-time list.
- Had consecutive two-home run games, June 15-16...Hit grand slams on consecutive nights, June 14-15 vs. Texas and has 13 grand slams in his career, tied for 12th all-time and one behind active leaders Ken Griffey Jr. and Robin Ventura.
- Went 27 games and 109 at-bats without a home run, June 29-July 31, the longest stretch of his career...Batted .248 with 5 home runs and 42 RBI over his last 65 games of the year.
- Hit a 2-out, 9th inning, game-winning home run August 12 at KC...Drove in the tying and game-winning runs with a two-out single off Mariano Rivera in the 9th inning on May 7 at New York.
- Had a 13-game hitting streak, May 29-June 11, matching Mike Bordick for 2nd-longest by an Oriole during the 2000 season.

PRO CAREER

1999: Had 8th straight season with 30 or more home runs and 100 or more RBI, tied with Babe Ruth for the 3rd longest such streak in history behind Jimmy Foxx (12) and Lou Gehrig (11)...Became 4th player to have 8 straight seasons with 30 HR and 100 RBI: Foxx (12), Gehrig (11) and Ruth (8)...Became 8th major league ever with 8 straight seasons of 100+ RBI, joining Jimmy Foxx and Lou Gehrig (13), Al Simmons (11), Willie Mays, Babe Ruth, Mel Ott & Frank Thomas (8)...Led all players in 1990's with 1,099 RBI, 8 more than Ken Griffey, Jr....Was named American League Player of the Month for September, batting .381 (40-105) with 8 home runs, 30 RBI and a league-leading 14 doubles...Was 13th time an Oriole had won the honor...His 30 RBI in September tied Eddie Murray's club record for RBI in that month, set in '80...Was AL Player of the Week for 9/20-26, batting .407 (11-27) with 6 2B, 3 HR, 9 RBI and a league leading 1.130 slugging percentage...Was 10th in AL with 37 homers and 9th in league with 330 total bases, one behind B.J. Surhoff for team lead...Tied for 3rd in AL with 101 walks and was 3rd with 15 intentional walks...Became first Oriole ever with 100 runs, RBI and walks in a season...Had a season-high 15-game hitting streak, 9/1-17...Batted .244 with 10 home runs and 35 RBI through his first 58 games, when his major league leading streak of 392 consecutive games was ended on 6/11...Over his last 103 games, batted .325 with 33 doubles, 27 home runs and 82 RBI...Matched ML record of 4 doubles in a game twice, 8/29 at Detroit and 9/23 (Game 2) vs. Oakland...Became 36th player and third Oriole to hit 4 doubles in a game and first to do it twice in a season...Matched career-highs with his third 3-homer game and fifth 6-RBI game on 7/25 vs. Anaheim...Was 16th time by 13 players an Oriole has hit 3 home runs in a game...Had three 2-homer games, giving him 34 in his career and 37 multi-home run games, tied for 19th all-time with Stan Musial and Ted Williams...Hit game-winning 2-run HR in 10th inning on 8/24 at Kansas City for his 350th career HR...Tied Kansas City's Jermaine Dye for AL lead with 17 outfield assists, a career high...Had 3 outfield assists in a 4-game span, 8/13-17...His 17 steals was second-highest total of his career and his 85.0% steal rate (17-20) was 4th best in AL...Set a career-high with 3 steals 4/17 at Toronto...Stole home on front end of double steal 4/27 vs. Kansas City, the first Oriole to swipe home since Mike Devereaux on 6/30/96 at New York.

1998: Finished in top three in each Triple Crown category and among the league leaders in 11 of 14 major offensive categories...Shattered White Sox single season records with 49 home runs, 152 RBI, 49 doubles, 399 total bases and 99 extra base hits and earned his 5th career Hillerich and Bradysby Silver Slugger Award...Previous Chicago RBI record of 138 had stood since 1936 and the total bases mark of 336 had stood since 1920...Narrowly missed becoming first player since Stan Musial in 1948 to record 400 total bases (399) and 100 extra base hits (99) in the same season...His 99 extra base hits tied for the 11th highest total in major league history...Belle's 152 RBI was the 6th highest total in baseball since 1949 (is 8th highest through 1999), while his 399 total bases were the most in the American League since Jim Rice had 406 in 1978...Led the AL in total bases, extra base hits, slugging percentage (.655), games played (163), sacrifice flies (15), was 2nd in the league in home runs (49), RBI (152) and doubles (48) and 3rd in batting (.328)...Led AL in combined slugging and on-base pct. (1.055), cleanup slugging pct. (.660) and slugging vs. right-handers (.648)...Was 2nd in home run ratio (1 every 12.4 AB) and 3rd in RBI Ratio (1 every 4.0 AB), batting average vs. right-handers (.333) and times on base (.282)...Was named AL Player of the Month for July after batting .406 (41-101) with 16 HR and 32 RBI...His 16 homers broke the July record previously held by Joe DiMaggio (1937), Hank Greenberg (1938), Joe Adcock (1956), and Juan Gonzalez (1996)...Also earned AL Player of the Month honors for September...Was named AL Player of the Week in consecutive weeks to open the 2nd half, 7/9-12 and 7/13-19, the 4th and 5th times that he earned weekly honors...Had five multi-homer games, raising his career total to 33...Homered in consecutive games 13 times, including four straight games, 7/13-15...It was 4th time in his career he has homered in four straight games...Hit three home runs at Camden Yards giving him 15 home runs at Oriole Park in his career, most by any opponent at the time...On 7/1 at Houston he became the 12th player to hit a ball into the upper deck of the Astrodome...Collected his 2,500th career total base on 7/13 vs. Minnesota...Hit his 300th career home run 7/17 vs. Cleveland and his 1,000th career RBI came on 9/14 at Detroit...After hitting .151 with one home run and five RBI through the first 15 games, hit .345 with 48 HR and 147 RBI over the final 148 games...After All-Star break, batted .387 (109-282) with 31 HR, 86 RBI and a .816 slugging percentage...Led majors in each category except home runs (McGwire and Sosa each had 33)...Ended season having played in 334 straight games, longest streak in majors at the time.

1997: Placed 7th in the AL with 311 total bases, marking the third straight season and fourth in the last five years that he has collected over 300 TB...Was among the league leaders in doubles (3rd, 45), extra base hits (4th, 76), RBI (8th, 116), games played (3rd, 161), at-bats (T3rd, 634), and plate appearances (7th, 701)...The White Sox were 19-9 when he homered and 44-23 when he drove in a run...Compiled a career-best 27-game hitting streak, 5/3-6/1...It was the longest streak of his career and tied the Chicago franchise record set by Luke Appling in 1936...Streak of reaching base in 33 consecutive games ended on 6/8 vs. the Orioles...After hitting .206 with 4 HR and 14 RBI in April, Belle batted .346 with 7 HR and 32 RBI in May...Smacked four grand slams during the year, setting a White Sox single season record...Named to the AL All-Star team for the 5th time...On May 24 vs. Milwaukee he clubbed his 250th career home run and became the 6th fastest in major league history to reach the plateau behind Killebrew, Kiner, Ruth, McGwire and Kingman...Collected 9 total bases in a game twice, 6/27 at Minnesota and 8/12 vs. Anaheim.

1996: Led the American League in RBI for the second straight season and third time in his career...His

148 RBI were the second highest single season total in Cleveland franchise history...Was 2nd in the league in total bases (375), 3rd in extra-base hits (89), 4th in HR (48), 6th in runs (124), 7th in walks (99) and in slugging (.623)...Placed 3rd in the AL Most Valuable Player balloting...Became 2nd player in Indians history, joining Rocky Colavito, to record consecutive 40+ HR seasons...Was named to 4th All-Star team (2nd start), becoming the first Cleveland player to be selected to four straight All-Star Games since Sam McDowell (1968-71) and first position player since Larry Doby (1949-55)...On 7/25 at Camden Yards he clubbed his 227th career home run to become the Indians all-time leader, surpassing Earl Averill's 57 year old record of 226...Compiled 21-game hitting streak, 4/27-5/21...Collected 1,000th career hit on 9/17 at Chicago off Alex Fernandez...Hit his 200th career home run on 4/19 vs. Boston off Tom Gordon...In Game 3 of AL Division Series he smacked a grand slam off Baltimore's Armando Benitez.

1995: Hit a career-high and Cleveland franchise record 50 HR despite playing in just 143 games of the season shortened due to the labor dispute...Became the first player in major league history to collect 50 HR and 50 2B in a single season...Finished 2nd in the AL Most Valuable Player balloting behind Mo Vaughn of Boston by a 308-300 margin...It was the highest finish in the voting by an Indians player since Al Rosen won the award in 1953...Was named Major League Player of the Year by The Sporting News and Baseball Digest and was named to the Associated Press All-Star Team...Earned his 3rd straight Silver Slugger Award...Became the 12th player (19th time) in history to record 50 home runs in a season and the first since Cecil Fielder in 1990...Led the league in home runs, doubles (52), total bases (377), runs scored (121), slugging percentage (.690) and extra-base hits (103) and he shared the RBI lead with Mo Vaughn (126)...Tied Babe Ruth's major league record for HR in September with 17...His 31 HR after 8/1 set the big league mark for HR in a two-month span...Became the first ever Cleveland hitter to lead the majors in homers...Became the 8th player all-time to collect 100 or more extra-base hits in a season and the first since Stan Musial in 1948...The other six were Babe Ruth (1921), Rogers Hornsby (1922), Lou Gehrig (1927 and '30), Chuck Klein (1930 and '32) and Hank Greenberg (1934 and '37)...Named to third straight All-Star Team and made his first start in left field...Named AL Player of the Month for August when he batted .381 with 14 HR and 30 RBI...Recorded 36 HR and 75 RBI in 76 second half games...On 9/18 he clubbed three home runs at Chicago...Compiled a season-high 15-game hitting streak 8/8-21...Collected 500th career RBI on 6/5 vs. Detroit...Missed Game 4 of the ALCS vs. Seattle with a sprained right ankle suffered when he was hit on the foot by a Norm Chafon pitch in Game 3.

1994: Finished 3rd in the AL Most Valuable Player balloting behind Frank Thomas and Ken Griffey, Jr...Ranked among the AL top three in 10 offensive categories...Was elected to the AL All-Star Team for the second straight season...Named to the Associated Press All-Star Team...Became first player in Cleveland franchise history to hit 30 home runs in three consecutive seasons...Led the league with a .413 batting average at home...Was 3rd in the league in both HR (one every 11.4 AB) and RBI ratio (one every 4.1 AB) ratio...Named AL Player of the Month for June after batting .364 with 10 HR, 23 RBI and 25 RS...Compiled season-high 14-game hitting streak, 5/3-19...On 7/15 at Chicago his bat was confiscated by umpires at the request of White Sox Manager Gene Lamont...Was suspended for ten days by league President Dr. Bobby Brown for using a corked bat...On 7/29 the suspension was reduced to seven games and was served from 8/1-7...In the 20 games from when his bat was confiscated until the end of the season, Albert batted .367 with 10 HR and 23 RBI.

1993: Led the league with 129 RBI...Became 7th player in Indians history to lead the league in RBI and first since Joe Carter in 1986...129 RBI were the most by an Indians hitter since Al Rosen led the league with 145 in 1953...Finished 7th in the AL Most Valuable Player balloting...His 38 HR were the most by an Indians slugger since Rocky Colavito hit 42 in 1959...Became only the 4th Indian to compile back-to-back 30 HR/100 RBI seasons, joining Colavito, Hal Trosky and Earl Averill...Became first Indian to lead the team in HR and RBI for three straight seasons since Trosky, 1934-37...Was named to The Sporting News post-season AL All-Star Team...Was selected to his first American League All-Star squad...Went 1-for-1 with an RBI, 2 RS and a BB in the Mid-Summer Classic played 7/13 at Baltimore...Was rated as the 3rd best outfielder in the league by the Elias Sports Bureau...Named 3rd best power hitter in the league in the "Tools of the Trade" poll of major league managers conducted by Baseball America...Ranked 2nd in the AL with 16 outfield assists after having only 12 career assists entering the season...Hit his 20th home run on 6/22, becoming the first American Leaguer to reach that mark in '93...Served a three-game suspension from 6/4-6 as a result of an incident on 5/13 vs. Kansas City when he charged the mound after being hit by a Hipolito Pichardo pitch.

1992: Topped the Indians in HR and RBI for the second straight season...His 34 HR and 112 RBI both tied for 4th in the league...Became the first Indians player to have 30 HR and 100 RBI in a season since Joe Carter in '89...Was joined by Carlos Baerga to give the Indians two players with 100 RBI in a season for the first time since Larry Doby and Al Rosen did it in '54...Homered once every 17.2 at-bats, the 7th best ratio in the AL...Was named AL Player of the Week for 5/25-31 when he batted .409 with 5 HR, 8 RBI and 8 RS...Hit 7 HR in a 9-game stretch, 5/22-31...Smacked three home runs on 9/4 vs. the Mariners, the first Cleveland player to accomplish the feat since Joe Carter in '89 and the first to do it in Cleveland since Brook Jacoby in '87...Was suspended for three games by AL President Dr. Bobby Brown after charging the mound on 5/4 vs. Kansas City when Neal Heaton threw behind his back...Served the suspension 8/4-7 after a hearing with Brown...Swung at the first pitch 45.8% of the time, the 2nd highest percentage in the league, trailing only Kirby Puckett (49.6%).

1991: Led Cleveland in HR (28), RBI (95), 2B (31) and Slugging (.540) despite playing in just 123

games...Ranked 9th in the league in homers...Accounted for 35.4% of Cleveland's home runs and 17.4% of their RBI, the best ratio in the league...Hit a pair of HR on 5/14 off Greg Harris at Fenway Park...Homered in four straight games, 7/19-23 and went deep in three straight games, 8/15-16...Was optioned to AAA Colorado Springs on 6/6...Was recalled on 6/26 and batted .295 with 19 HR and 68 RBI in 79 games after return...Suffered a hairline fracture of his jaw in a home plate collision with NY's Matt Nokes on 9/28 and missed the final nine games of the year...Hit .342 (27-79) with 8 HR and 21 RBI when swinging at the first pitch...Was suspended for seven days (6 games) by Dr. Bobby Brown after throwing a ball into the stands on 5/11 vs. California...Served suspension 7/12-17.

1990: Began the year on the Indians major league roster...Collected three hits on 4/27 vs. the Twins, including a HR...Was optioned to AAA Colorado Springs on 5/7 and played there as well as AA Canton-Akron...Batted .344 with 5 HR and 19 RBI in 24 games before taking a leave of absence...Returned to play in nine games with Canton-Akron...Worked out with the Indians following the American Association playoffs but was not added to the roster...Following the season he participated in the Florida Instructional League and the Puerto Rican Winter League.

1989: Began the season at AA Canton-Akron...Was leading the Eastern League with 20 HR and 69 RBI when he was recalled by the Indians on 7/15...Was named EL Player of the Month for June and the league's Player of the Week three times...Was chosen as the EL's top prospect by *Baseball America*...Made his big league debut the night he was called up, 7/15 vs. Texas as the starting right fielder...Collected his first major league hit in his first at-bat, an RBI single off Nolan Ryan...Hit his first career home run on 7/19 at Minnesota off Randy St. Claire...Batted .311 with 2 HR and 15 RBI in his first 12 games...Connected on his first career grand slam on 7/24 vs. New York off Eric Plunk...Drove in 37 runs in 218 at-bats, one every 5.89 at-bats.

1988: Split the season between Class A Kinston of the Carolina League and Class A Waterloo of the Midwest League.

1987: Began his professional career, appearing in ten games at Class A Kinston.

PERSONAL/MISCELLANEOUS

Single...Originally signed by Red Gaskill of the Indians...The past three years, Albert returned to Baltimore to participate in the annual Orioles FanFest...Was the Cleveland Indians Roberto Clemente Award nominee in 1993 and 1994 and the club's Branch Rickey Award nominee in 1994 for his efforts in the community...Was featured on the cover of the December 23, 1998 issue of USA Today's Baseball Weekly for a story about players that are very active in the community and with charitable endeavors...Albert donates his time and money to several churches and youth organizations in his hometown of Shreveport, LA and stresses the importance of education...Has written several op-ed pieces in the last year which have been published in *The Baltimore Sun* and *The Washington Post*...He played collegiate baseball at Louisiana State University from 1985-87...Set LSU career records in seven offensive categories, including HR (49), RBI (172), Runs (157), Hits (194), At-Bats (585), and Slugging Percentage (.670)...Set school single season marks with 21 home runs in both 1986 and '87...Earned first team All-SEC honors in 1986 and '87...Was a second team All-American in 1986 and a third team selection in 1987 by *Baseball America*...Ranks among the SEC career leaders with 49 HR.

YEAR	CLUB	AVG	AB	R	H	TB	2B	3B	HR	RBI	SH	SF	HBP	BB	IBB	SO	SB	CS	GDP	SLG	OBP	
1987	Kinston-1	.324	10	37	5	12	23	2	0	3	9	0	0	0	8	0	16	0	1	1	.622	.444
1988	Waterloo	.250	9	28	2	7	11	1	0	1	2	0	0	0	8	1	9	0	0	4	.393	.276
	Kinston	.301	41	153	21	46	86	16	0	8	39	0	0	0	18	0	45	2	0	1	.562	.374
1989	Canton-Akron	.282	89	312	48	88	168	20	0	20	69	0	2	4	32	5	82	8	4	6	.538	.354
	CLEVELAND	.225	62	218	22	49	86	8	4	7	37	0	2	2	12	0	55	2	2	4	.394	.269
1990	CLEVELAND	.174	23	1	4	7	0	0	1	3	1	0	0	1	0	6	0	0	0	1	.304	.208
	Colorado Springs	.344	24	96	16	33	53	3	1	5	19	0	0	0	3	1	3	7	0	2	.681	.514
	Canton-Akron	.250	9	32	4	8	9	1	0	0	3	0	0	0	3	1	3	7	0	2	.281	.314
1991	CLEVELAND	.282	123	461	60	130	249	31	2	29	95	0	5	25	2	99	3	1	24	.540	.323	
	Colorado Springs	.328	16	61	9	20	33	3	2	2	18	0	2	1	2	0	8	1	1	1	.541	.348
1992	CLEVELAND	.260	153	585	81	152	279	23	1	34	112	1	8	4	52	5	128	8	2	18	.477	.320
1993	CLEVELAND	.290	159	594	93	172	328	36	3	38	129	1	14	8	76	13	96	23	12	18	.552	.370
1994	CLEVELAND	.357	108	412	90	147	294	35	2	36	101	1	4	5	58	9	71	9	6	5	.714	.438
1995	CLEVELAND	.317	143	546	121	173	377	52	1	50	126	0	4	6	73	5	80	5	2	24	.690	.401
1996	CLEVELAND	.311	158	602	124	187	375	38	3	48	148	0	7	7	99	15	87	11	0	20	.623	.410
1997	CHICAGO (AL)-2	.274	161	634	90	174	311	45	1	30	116	0	8	6	53	6	105	4	4	26	.491	.322
1998	CHICAGO (AL)	.328	163	609	113	200	399	48	2	49	152	0	15	1	81	10	84	6	4	17	.655	.395
1999	BALTIMORE-3	.287	161	610	108	181	330	38	1	37	117	0	4	7	101	15	82	17	3	19	.541	.400
2000	BALTIMORE	.281	141	559	71	157	285	37	1	23	103	0	7	4	52	11	68	0	5	17	.474	.342
	Minor Lg. Totals	.296	198	719	105	214	383	46	3	39	157	0	4	5	69	7	183	15	9	19	.533	.361
	BALTIMORE Totals	.289	302	1169	179	338	595	73	2	80	220	0	11	11	153	26	190	17	8	36	.509	.374
	American League	.295	1539	5853	974	1726	3300	389	21	381	1239	4	78	55	683	91	961	88	41	193	.564	.369
	National League	-	-	-	-	-	-	-	-	-	-	-	-	-	-	-	-	-	-	-	-	-
	ML Totals	.295	1539	5853	974	1726	3300	389	21	381	1239	4	78	55	683	91	961	88	41	193	.564	.369

1-Skipped by Cleveland in 2nd round of 1987 First Year Player Draft

2-Signed by Chicago White Sox as a free agent on November 20, 1998

3-Signed by Baltimore as a free agent on December 1, 1998

DIVISION	SERIES	AVG	G	AB	R	H	TB	2B	3B	HR	RBI	SH	SF	HBP	BB	IBB	SO	SB	CS	GDP	SLG	OBP
1995	Cle vs Bos	.273	3	11	3	3	7	1	0	1	3	0	0	0	4	2	3	0	0	0	.636	.467
1996	Cle vs Bal	.200	4	15	2	3	9	0	0	2	6	0	0	0	2	1	3	1	0	0	.800	.333
	Totals	.231	7	26	5	6	16	1	0	3	9	0	0	0	6	3	6	1	0	0	.815	.394

LCS																								
YEAR	CLUB	AVG	G	AB	R	H	TB	2B	3B	HR	RBI	SH	SF	HBP	BB	IBB	SO	SB	CS	GDP	SLG	OBP		
1995	Cle vs Sea	.222	5	18	1	4	8	1	0	1	1	0	0	1	3	0	5	0	0	0	.444	.364		
	Totals	.222	5	18	1	4	8	1	0	1	1	0	0	1	3	0	5	0	0	0	.444	.364		

WORLD SERIES																							
YEAR	CLUB	AVG	G	AB	R	H	TB	2B	3B	HR	RBI	SH	SF	HBP	BB	IBB	SO	SB	CS	GDP	SLG	OBP	
1995	Cle vs Atl	.235	6	17	4	4	10	0	0	2	4	0	0	0	7	2	5	0	1	0	.588	.458	
	Totals	.235	6	17	4	4	10	0	0	2	4	0	0	0	7	2	5	0	1	0	.588	.458	

ALL STAR																								
YEAR	CLUB	AVG	G	AB	R	H	TB	2B	3B	HR	RBI	SH	SF	HBP	BB	IBB	SO	SB	CS	GDP	SLG	OBP		
1993	AL at Bal	.100	1	1	2	1	1	0	0	0	1	0	0	0	1	0	0	0	0	0	1,000	1,000		
1994	AL at Pe	.000	1	2	0	0	0	0	0	0	0	0	0	0	0	0	0	0	0	0	.000	.000		
1995	AL at Tex	.000	1	3	0	0	0	0	0	0	0	0	0	0	0	0	0	1	0	0	.000	.000		
1996	AL at Phi	.000	1	4	0	0	0	0	0	0	0	0	0	0	0	0	0	3	0	0	.000	.000		
1997	AL at Cle	Did Not Play																						
Totals		.100	4	10	2	1	1	0	0	0	1	0	0	0	1	0	0	4	0	0	.100	.182		

	2000 SEASON					LIFETIME				
	AVG	AB	H	HR	RBI	AVG	AB	H	HR	RBI
Total	.281	559	157	23	103	.295	5853	1726	381	1239
Home	.273	278	76	14	60	.302	2852	861	191	643
Away	.288	281	81	9	43	.288	3001	865	190	596
At Bal	.379	29	11	5	12	.403	283	116	32	115
Bos	.324	37	12	1	7	.282	472	133	28	99
CWS	.190	42	8	0	3	.272	371	101	20	54
Cle	.182	33	6	1	5	.266	158	42	7	34
Det	.237	38	9	1	9	.280	443	124	23	88
KC	.214	42	9	1	5	.289	409	118	24	76
Min	.360	25	9	2	10	.315	426	134	28	97
NY	.250	48	12	1	8	.301	445	134	35	93
Oak	.226	31	7	1	4	.279	391	109	21	75
Sea	.231	26	6	0	0	.271	391	106	26	72
TB	.333	48	16	2	3	.287	136	39	8	20
Tex	.353	34	12	3	11	.301	438	132	29	101
Tor	.250	56	14	1	9	.309	460	142	29	94
PRE ASG	.296	335	99	18	68	.293	3097	908	193	626
POST ASG	.269	224	58	5	35	.297	2756	818	188	613
vs. Left	.338	136	46	9	32	.312	1394	435	104	306
vs. Right	.262	420	110	13	69	.290	4459	1291	277	833
as DH	.303	122	37	1	12	.273	840	229	37	148
as PH	-	-	-	-	-	.200	10	2	0	0
Mar/Apr	.250	88	22	2	13	.268	801	215	49	148
May	.304	102	31	4	13	.310	1008	312	63	215
June	.364	107	39	12	37	.301	962	290	65	202
July	.255	110	26	1	15	.295	1061	313	81	243
August	.216	116	25	3	18	.284	1093	310	65	214
Sept/Oct	.333	36	12	1	7	.308	930	296	58	217
At	.250	12	3	0	2	.364	22	8	0	3
Fla	.364	11	4	0	2	.292	24	7	0	3
Mon	.364	11	4	2	3	.348	23	8	3	7
NY	.545	11	6	0	2	.435	23	10	1	4
Phi	.360	25	9	2	8	.265	49	13	3	13

TOP OFFENSIVE SEASONS SINCE 1949

RBI					Extra Base Hits					Total Bases				
Player	Club	Year	No.		Player	Club	Year	No.		Player	Club	Year	No.	
Manny Ramirez, Cle		1999	165		Albert Belle, Cle		1995	103		Sammy Sosa, Cubs		1996	416	
Ted Williams, Bos		1949	159		Todd Helton, Col		2000	103		Larry Walker, Col		1997	409	
Vern Stephens, Bos		1949	159		Albert Belle, CWS		1998	99		Jim Rice, Bos		1976	406	
Sammy Sosa, Cubs		1998	158		Larry Walker, Col		1997	99		Todd Helton, Col		2000	405	
Juan Gonzalez, Tex		1996	157		Carlos Delgado, Tor		2000	99		Hank Aaron, MI		1959	400	
Tommy Davis, LA		1962	153		Juan Gonzalez, Tex		1998	97		Albert Belle, CWS		1998	399	
Albert Belle, CWS		1998	152		Ellis Burks, Col		1997	93						

LIFETIME BY BALLPARK

ALBERT BELLE	AVG	AB	H	HR	RBI
Edison International Field	.269	208	56	15	31
Memorial Stadium	.348	26	9	1	7
Oriole Park at Camden Yards	.290	730	212	48	156
Fenway Park	.262	233	61	17	55
Comiskey Park	.306	781	239	53	171
Jacobs Field	.325	825	268	69	195
Comerica Park	.063	16	1	0	2
Kauffman Stadium	.278	216	60	11	38
Metrodome	.324	216	70	12	50
Yankee Stadium	.307	231	71	21	45
Network Associates Coliseum	.272	191	52	12	36
Safeco Field	.231	26	8	0	0
Tropicana Field	.293	75	22	5	9
Ballpark in Arlington	.323	155	50	13	39
SkyDome	.330	224	74	14	47

NATIONAL LEAGUE

Turner Field	500	10	5	0	1
Pro Player Stadium	231	13	3	0	1
Olympic Stadium	.364	11	4	2	3
Shea Stadium	.545	11	6	0	2
Veterans Stadium	.250	24	6	0	5

FIELDING

OF	PCT	G	PO	A	E	DP
1988	.579	44	92	3	2	1
1990	.000	1	0	0	0	0
1991	.352	85	171	8	9	1
1992	.969	52	64	1	3	0
1993	.866	150	338	16	5	7
1994	.973	104	205	8	6	1
1995	.981	142	304	7	6	1
1996	.970	152	309	11	10	0
1997	.972	154	351	1	10	0
1998	.976	159	316	11	8	3
1999	.985	154	252	17	4	2
2000	.986	110	211	6	3	2
Career	.976	1311	2643	91	66	18

THE BIG FOUR

Albert Belle is one of four players to hold the single-season home run record for two teams:

Player	Team	Year	Home Runs
Jimmie Fox	Philadelphia A's	1932	58
	Boston Red Sox	1936	50
Albert Belle	Cleveland Indians	1995	58
	Chicago White Sox	1998	49
Mark McGwire	Oakland Athletics	1996	52
	St. Louis Cardinals	1998	70
Gary Sheffield	Florida Marlins	1996	42
	Los Angeles Dodgers	2000	43

Note - Separate club records held for the Philadelphia and Oakland Athletics and the Brooklyn and Los Angeles Dodgers

MOST CONSECUTIVE 30 HR/100 RBI SEASONS

Player	Years	#Seasons
Jimmie Fox	1929-1940	12
Lou Gehrig	1929-1937	9
Babe Ruth	1920-1933	8
Albert Belle	1992-1999	8
Willie Mays	1961-1966	6

MOST CAREER HR AT CAMDEN YARDS BY VISITING PLAYER

Player	HR's
1. Mo Vaughn	16
2. Albert Belle	15
3. Juan Gonzalez	14
Dean Palmer	14
5. Tim Lincecum	12

ACTIVE HOME RUN LEADERS VS ORIOLES

Player	HR's
1. Jose Canseco	35
2. Mo Vaughn	33
3. Albert Belle	32
4. Frank Thomas	31
5. Mark McGwire	30

14 MIKE BORDICK

SHORTSTOP



Full Name: Michael Todd Bordick
Born: July 21, 1965
Opening Day Age: 35
Height: 5'11" **Weight:** 175
Bats: R **Throws:** R
Birthplace/Residence: Born in Marquette, MI...Resides in Ruxton, MD
Contract Status: Signed through 2002
M.L. Service: 10 years, 9 days
Acquired: December 20, 2000; signed as a free agent by the Orioles to a 2-year contract thru 2002

GAME HIGHS, STREAKS & SLAMS

HITS: 4, 11 times, most recently August 10, 1999 at Tampa Bay. **RUNS:** 3, eleven times, most recently May 25, 2000 vs. Seattle. **DOUBLES:** 2, 13 times, most recently, August 8, 2000 at Houston. **TRIPLES:** 1, 25 times, most recently April 19, 2000 vs. Tampa Bay. **HR:** 1, 21 times, most recently, August 17, 2000 vs. Colorado. **RBI:** 5, twice. August 10, 1999 at Tampa Bay and August 2, 1997 at Oakland. **WALKS:** 4, April 29, 1994 vs. New York. **SB:** 2, three times, most recently July 23, 1995 vs. Cleveland. **HITTING STREAK:** 14 games, October 3, 1996 - April 19, 2000. **GRAND SLAMS:** 1, August 5, 1995 vs. Seattle off Salomon Torres

2000

- Re-signed by the Orioles as a free agent in December after being traded to the New York Mets on July 28 in exchange for shortstop Melvin Mora, infielder Mike Kinkade and pitchers Leslie Brea and Pat Gorman.
- Established career-highs in home runs (20) and RBI (80) while splitting the season between the Orioles and Mets...Began his fourth season as Orioles shortstop and was named to his first American League All-Star squad before being dealt to New York.
- Hit safely in 77 of 100 games with the Orioles...Batted over .300 through the first 72 games of the year...After reaching a season-low .288 on June 28, hit safely in 20 of last 25 games with the Birds, batting .320 (.33-.103).
- Was one of three players, along with Albert Belle and B.J. Surhoff, to play in each of the Orioles' first 100 games before he was traded...Batted second in the order 64 times and ninth 35 times, with one start as lead-off hitter...His start on June 19 batting leadoff was the first time he hit in that position in the lineup since August 13, 1995.
- Had 3 straight games with 3 RBI, April 12-14, homering in back-to-back games April 13-14 for the second time...His homers April 6 vs. Cleveland and April 7 vs. Detroit both came back-to-back after Charles Johnson.
- Hit safely in first 13 games of the season and a career-high 14 straight dating back to final game of 1999...His 13-game hitting streak was tied with Albert Belle for longest by an Oriole during the season.
- Had most productive month of his career in April and one of the best opening months ever by an Oriole, hitting .352 (31-88) with 6 2B, 1 3B, 7 HR, 29 RBI and 18 runs scored...Shattered the team record for RBI in month of April with 29, previously held by Frank Robinson, with 24 in 1969.
- Was named to AL All-Star team, replacing the injured Alex Rodriguez...Was robbed of an extra-base hit as a pinch-hitter on an over-the-shoulder grab by center fielder Jim Edmonds in the game at Atlanta.
- Became the first player in history to go to the All-Star Game as an American League player and to the World Series as a National League player in the same season...Two players have done the reverse - Johnny Mize played in the All-Star Game as a member of the New York Giants and in the World Series with the New York Yankees in 1949, and David Cone was an All-Star for the Mets and played in the World Series for the Toronto Blue Jays in 1992.
- Homered on the first pitch he saw with the Mets, July 29 vs. St. Louis off Andy Benes...Drove in his 500th career run Sept. 10 vs. Philadelphia.
- Started 55 games for the Mets during the regular season...Started 13 of 14 post-season games for New York, all but the final game of the World Series vs. the Yankees, and combined to bat .121 (4-33).

PRO CAREER

1999: Had a then career-high 77 RBI, led Orioles with 7 triples and was 3rd on team with 35 doubles and 14 stolen bases...Led the American League with a .406 average vs. left-handed pitchers after batting .184 off lefties in 1998...Was among the league leaders in at-bats (3rd, 631) and sacrifice flies (3rd, 18).

10)...Led AL shortstops with a .989 fielding percentage and 797 total chances...Batted 2nd in the lineup for most of the season, hitting .287 (158-550) in that spot...Over his final 30 games of the year, batted .316 with 10 doubles, 3 triples, 2 home runs and 21 RBI...Had a then career-high 13-game hitting streak 8/29-9/12, topping a 12-game streak with Oakland '91-'92...Matched a career-high with 5 RBI on 8/10 at Tampa Bay...Matched a career-high with 4 hits three times—5/16 at Texas, 6/17 at Chicago and 8/10 at Tampa Bay—giving him 11 four-hit games in his career...Committed only 16 errors between 1998-99 seasons while leading AL shortstops in games (311) and fielding percentage (.989) both years...Went 46 games without an error, 6/17-8/8...Played career-high 160 games, tied for 3rd in AL with Ken Griffey Jr., behind Orioles teammates B.J. Surhoff (162) and Albert Belle (161)...Hit a game-winning home run in the 12th inning of the Orioles 5-4 win over Seattle on 9/10...Delivered the game-winning RBI single in the 10th inning on 6/5 to defeat Philadelphia, 7-6...Homered on 6/12 at Atlanta following Brady Anderson's home run to lead off the game, the 4th time in history O's have led off a game with back-to-back home runs...Collected his 1,000th career hit on 6/23 vs. Boston off Bret Saberhagen...Had O's only hit on 4/22 at Tampa Bay, a single off Tony Saunders in the 8th.

1998: Hit career-high 13 HR and 29 2B and his .260 average was his highest since 1995...Led American League with 15 sacrifice bunts and tied for 8th in league with 23 Bunts in Play...It was the most sacrifice bunts by an Oriole since Bill Ripken had 17 in 1990...His career-best .990 (688 TC/7 E) fielding percentage was 2nd best among AL shortstops trailing only Cleveland's Vizquel (.993)...Homered in consecutive games twice, the first two times of his career: 5/13-14 vs. Cleveland and 7/9-10 vs. Boston...Hit game-tying 2-run home run in bottom of 9th on 9/12 vs. Anaheim's Troy Percival, and O's won later in that inning...Batted .310 in May, including 8-game hitting streak 5/5-15...His batting average reached a season-high .274 on 5/14...Batted 2nd, 7th, 8th, and 9th in batting order, including 128 times in 9th spot...Drew second career ejection on 5/25 at Seattle when home plate umpire Mark Johnson ejected him after a called third strike in the 7th inning.

1997: Laid down 12 sacrifice bunts on the year, the 3rd most in the American League...On August 2 at Oakland he hit his 4th home run of the year and collected a career-high 5 RBI...He finished the year with 7 homers, one shy of his career-high...Matched his career-high with 3 runs scored on 4/30 at Minnesota...Established a career-high with 425 assists, 5th among AL shortstops...He turned 95 double plays, 4th most in the league...Compiled a season-high 8-game hitting streak, 6/27-7/5...Over that span he hit .346 (9-26) with 2 RS, 2 2B, 1 HR and 4 RBI...Batting average was below .200 as late as 5/24...It reached a season-high .238 on the second to last day of the season...Over his final 27 games of the year he batted .330 (30-91), with eight multi-hit games...He went through a 1-for-34 slide, 8/13-28...Collected his first hit as an Oriole on 4/5 at Texas, after an 0-for-13 start...Drove in two runs 4/30 at Minnesota after going his first 75 at-bats of the year without an RBI...On 5/26 at New York he was ejected by home plate umpire Drew Coble after being called out on strikes...It was the first ejection of his career...Batted .400 (4-10) in the Orioles Division Series win over Seattle.

1996: Led American League shortstops with 474 assists and was 2nd in the league with 121 double plays turned...Had a season best 26-game errorless streak, 6/9-7/7 and followed that up with a string of 21 straight errorless games...Was leading AL shortstops in fielding as late as 8/31 but then made six errors in 23 games in September...Had a career-high 54 RBI, the most by an Oakland shortstop since Alfredo Griffin had 60 in 1987...On 5/2 he was leading the league with a .500 (13-26) average with runners in scoring position but went 23-for-120 in that situation the rest of the way to finish at .274...Missed consecutive starts on 6/21 & 6/22, the first time he had done so without being on the disabled list since 7/20-21/91...Batted .329 (25-76) in September...Compiled an 11-game hitting streak during the month, going 18-for-40 (.450)...On the year he batted .381 (8-21) with the bases loaded.

1995: Led AL shortstops in fielding for most of the season until four errors in his last seven games placed him 4th in the league...Finished with a career-best .983 fielding mark (10 errors in 593 total chances)...Had a streak of 37 consecutive errorless games, 6/7-7/15...For the first season of his pro career he played exclusively at shortstop...Five of his eight career-high home runs either tied the game or put the A's ahead...Hit his first homer of the year at Camden Yards on 6/4 and three of his eight home runs came off Orioles pitching...Was on the disabled list for the first time in his career, 5/8-27 with a sprained right ankle...Ended a string of 148 consecutive starts dating back to 9/11/93...Missed 17 games but came back to start 113 of the A's final 116 games...Had 4 RBI at Baltimore on 6/4 to set a career-high later matched vs. Seattle...On 8/5 at the Oakland Coliseum he smacked his first career grand slam...It came off Mariners pitcher Salomon Torres and brought the Athletics back from a 4-0 deficit...Spent most of the season batting out of the number eight and nine positions (101 starts) but batted leadoff for the first time in his career (7 starts) and hit out of the number three position (8 starts).

1994: For the third straight season he led the A's in games played and was the only Oakland player to start every game of the year...That included 110 starts at shortstop and four starts at second base...Was the first Athletic to start every game since Alfredo Griffin in 1986...Ranked 5th among AL shortstops with a .974 fielding mark...A consistent hitter all year, Mike's average was not above .274 or below .253 after May 17.

1993: For the first time he spent the season as Oakland's everyday shortstop and finished second among AL shortstops with a .982 fielding percentage behind only Kansas City's Greg Gagne...Was third in the majors in fielding behind Gagne and Pittsburgh's Jay Bell...Only Cal Ripken started more games at shortstop than Mike's 154...Tied Weiss's club record for most consecutive errorless games by a shortstop with a 59-game streak from 7/7-9/10...For the second straight season he led the A's in games (159) and hit

by pitch (11)...Set career-highs in doubles (21) and walks (60).

1992: Topped the Oakland club and finished 10th in the league with a .300 batting average...Also led the team in hits (151), multi-hit games (41) and games (154)...Became only the second infielder in Oakland A's history to hit .300 or better...Only Carney Lansford (3x) and Bordick had done it...With the injury suffered by Weiss at the beginning of the year, Mike was the A's everyday shortstop to open the season and when Weiss returned to action in early June, Bordick slid over to second base and wound up making 83 starts at 2B and 66 starts at SS...Started all six games of the ALCS against Toronto, including four games at short and two games at second...Was leading the league in batting for eight days, 5/25 through 6/1...Was not named to the All-Star Team despite a .314 average at the break but received over 50,000 write-in votes, the top write-in number in the majors that year.

1991: Opened the year at AAA Tacoma but was recalled by the Athletics on 6/7, the day after Weiss tore ligaments in his ankle...Installed as Oakland's everyday shortstop on 7/2 and started there in 81 of the final 85 games of the season...Played in five games, one start, at second base...Average slipped to .191 on 7/28 but over his final 62 games he batted .257 with 14 of his 21 RBI.

1990: Was in the Athletics minor league camp at the start of spring training but saw action in his first big league games when the A's needed infield depth in the Cactus League...His strong play in the spring earned him a spot on the Athletics Opening Day roster...Had two separate stints with the A's during the season...Played 10G in April at second, third and short...When the roster was reduced on 4/30 he was optioned to Tacoma...Returned to the A's in September when the rosters expanded...Recorded his first major league hit in his first at-bat after his return, a single off Jeff Robinson on 9/8 in New York...Made first big league start on 9/10 at Seattle...Was not on Oakland's post-season roster but when Weiss went down with a knee injury in the ALCS, Bordick was activated for the World Series...Did not have an at-bat in the Series.

1989: Spent the season at AAA Tacoma of the Pacific Coast League...Hit .240 and saw extensive action at both second base (67 games) and shortstop (64 games).

1988: Moved up to Class AA Huntsville and batted .270 with 87 walks...For the first time in his professional career he played both second base (69 games) and shortstop (64 games)...Also played one game at third base.

1987: Enjoyed an outstanding season at Class A Modesto of the California League...Was the top fielding shortstop in the league (.968) and batted .268 with then career-highs in doubles (17), homers (3), RBI (75) and walks (87).

1986: Signed in the summer as a non-drafted free agent on July 10 after A's scout J.P. Ricciardi and Oakland's former Director of Scouting, Dick Bogard, saw him in the Cape Cod League...After signing he moved in as Medford's everyday shortstop.

PERSONAL/MISCELLANEOUS

Married to the former Monica Perry (11/28/92)...They have four children: a daughter, Chandler Victoria (10/7/93), and three sons, Dylan Michael and Casey James (4/10/95) and son Dawson Perry (10/14/99)...Originally signed by J.P. Ricciardi of Oakland...Played three years of baseball at the University of Maine in Orono, ME...Played in the College World Series in 1984 and 1986...Played football and baseball in high school at Hampden Academy in Hampden, ME...Graduated in 1983...Lists his hobbies as hunting, fishing and being outdoors...In '97, he was honored as the Orioles "Nice Guy" by local radio personality Nestor Aparicio...On November 28, 1997, the longtime Maine resident received the Maine State Society of Washington, DC Big "M" Award in recognition of accomplishments and achievements in his profession...In '97, he was spokesman for the Head Start Program with his wife Monica...On 2/8/99 Mike and B.J. Surhoff participated in a ceremony at The White House honoring the Little League World Series champions from Toms River, N.J...In 1999 and 2000, Mike and Monica were honorary chairs of the Family and Children's Services "Spring Thaw"...In November 1999, he participated in the Pam Shriver Charity Tennis Tournament...The past five off-seasons Mike has taken part in the Orioles Winter Caravans and annual FanFest...Last year, he was one of several players participated in singer Garth Brooks' "Touch 'Em All Foundation," with a personal challenge contribution...He also purchased game tickets for students in the Orioles' RBI League program, and he served as a spokesperson for "65 Roses," attending various Cystic Fibrosis Foundation events throughout the year.

YEAR	CLUB	AVG	G	AB	R	H	TB	2B	3B	HR	RBI	SH	SF	HBP	BB	IBB	SO	SB	CS	GDP	SLG	OBP
1986	Medford-1	.257	46	187	30	48	53	3	1	0	19	1	1	40	0	21	5	0	5	283	.389	
1987	Modesto	.268	133	497	73	133	159	17	0	3	75	4	8	5	87	3	92	8	13	320	.377	
1988	Huntsville	.270	132	481	48	130	147	13	2	0	38	9	3	4	87	0	50	7	9	11	.306	.384
1989	Tacoma	.240	136	487	55	117	139	17	1	1	43	15	2	7	58	0	51	4	9	14	.285	.329
1990	Tacoma	.227	111	348	49	79	103	16	1	2	30	7	2	3	46	0	40	3	0	6	.296	.321
1991	OAKLAND	.071	25	14	0	1	1	0	0	0	0	0	0	0	1	0	4	0	0	0	.071	.133
1991	Tacoma	.272	26	51	15	22	34	4	1	2	14	1	1	1	17	0	10	0	1	0	.423	.404
1992	OAKLAND	.230	90	235	21	56	63	5	1	0	21	12	1	3	14	0	37	3	4	3	.268	.289
1992	OAKLAND	.300	154	504	62	151	187	19	4	3	48	14	5	9	40	2	59	12	8	10	.371	.358
1993	OAKLAND	.249	159	546	60	136	170	21	2	3	48	10	6	11	60	2	58	10	10	9	.311	.332
1994	OAKLAND	.253	114	391	38	99	131	18	4	2	37	3	5	3	38	1	44	7	2	9	.335	.320
1995	Modesto	.000	1	2	0	0	0	0	0	0	0	0	0	0	1	0	0	0	1	0	.000	.333
1995	OAKLAND	.264	126	428	46	113	150	13	0	0	44	7	3	5	35	2	48	11	3	8	.350	.325
1996	OAKLAND	.245	155	525	46	126	167	18	4	5	54	4	5	1	52	0	59	5	8	8	.318	.307
1997	BALTIMORE-2	.238	153	509	55	120	162	19	1	7	46	12	4	2	33	1	66	0	2	23	.318	.283
1998	BALTIMORE	.260	151	465	59	121	191	20	1	13	51	15	4	10	39	0	65	6	7	13	.411	.328
1999	BALTIMORE	.277	160	631	93	175	254	35	7	10	77	8	10	5	54	1	102	14	4	25	.403	.334
2000	BALTIMORE	.297	100	391	70	116	188	22	1	16	59	2	5	1	34	0	71	6	5	12	.481	.350
2000	NEW YORK (NL)-3	.260	56	192	18	50	70	8	0	4	21	2	0	2	15	0	28	3	1	4	.365	.321
Minor Lg. Totals		.254	585	2083	270	529	635	70	8	8	219	37	16	22	335	3	264	28	28	49	.305	.361
BALTIMORE Totals		.267	564	1996	277	532	795	92	7	24	278	37	23	18	369	2	335	34	33	73	.398	.382
American League		.262	1387	4639	550	1214	1664	199	26	67	485	87	48	50	400	9	613	74	49	120	.359	.324
National League		.260	56	192	18	50	70	8	0	4	21	2	0	2	15	0	28	3	1	4	.365	.321
ML Totals		.262	1443	4831	568	1264	1734	207	25	71	506	88	48	52	415	9	641	77	50	124	.359	.324

1-Signed as a non-drafted free agent by the Oakland Athletics on July 10, 1986

2-Signed as a free agent with Baltimore on December 12, 1996

3-Traded to the New York Mets in exchange for RHP Leslie Bres, CA/F Mike Kinkade, SS Melvin Mora and RHP Pat Gorman on July 25, 2000

DIVISION SERIES

YEAR	CLUB	AVG	G	AB	R	H	TB	2B	3B	HR	RBI	SH	SF	HBP	BB	IBB	SO	SB	CS	GDP	SLG	OBP
1997	Bal vs Sea	.400	4	10	4	4	5	1	0	0	4	0	0	0	4	0	2	0	1	0	.500	.571
2000	NYM vs SF	.167	4	12	3	2	2	0	0	0	0	0	0	2	3	0	4	0	0	0	.167	.412
Totals		.273	8	22	7	6	7	1	0	0	4	0	0	2	7	0	6	0	1	0	.318	.484

LCS

YEAR	CLUB	AVG	G	AB	R	H	TB	2B	3B	HR	RBI	SH	SF	HBP	BB	IBB	SO	SB	CS	GDP	SLG	OBP
1992	Oak vs Tor	.053	6	19	1	1	1	0	0	0	0	0	0	0	1	0	2	1	0	1	.053	.100
1997	Bal vs Cle	.158	6	19	0	3	4	1	0	0	2	1	0	0	0	0	6	0	0	1	.211	.158
2000	NYM vs STL	.077	5	13	2	1	1	0	0	0	0	0	0	1	3	0	1	0	0	0	.077	.294
Totals		.098	17	51	3	5	6	1	0	0	2	1	0	1	4	0	9	1	0	2	.118	.178

WORLD SERIES

YEAR	CLUB	AVG	G	AB	R	H	TB	2B	3B	HR	RBI	SH	SF	HBP	BB	IBB	SO	SB	CS	GDP	SLG	OBP
1990	Oak vs Cin	.000	3	0	0	0	0	0	0	0	0	0	0	0	0	0	0	0	0	0	.000	.000
2000	NYM vs NYY	.125	4	8	0	4	1	0	0	0	1	0	0	0	0	0	3	0	0	0	.125	.125
Totals		.125	7	8	0	4	1	0	0	0	1	0	0	0	0	0	3	0	0	0	.125	.125

ALL STAR

YEAR	CLUB	AVG	G	AB	R	H	TB	2B	3B	HR	RBI	SH	SF	HBP	BB	IBB	SO	SB	CS	GDP	SLG	OBP
2000	AL at All	.000	1	1	0	0	0	0	0	0	0	0	0	0	0	0	0	0	0	0	.000	.000
Totals		.000	1	1	0	0	0	0	0	0	0	0	0	0	0	0	0	0	0	0	.000	.000

	2000 SEASON					LIFETIME				
	AVG	AB	H	HR	RBI	AVG	AB	H	HR	RBI
Total	.285	583	156	20	80	.262	4831	1264	71	506
Home	.281	270	76	9	34	.258	2314	596	37	235
Away	.289	313	80	11	46	.265	2517	668	34	271
Ana	.226	31	7	1	3	.262	366	98	8	35
Bal	-	-	-	-	-	.243	218	53	6	18
Boa	.263	38	10	1	3	.256	379	97	5	29
CWS	.333	12	4	1	3	.285	310	82	6	31
Cle	.384	11	4	1	3	.286	287	85	6	30
Det	.400	10	4	1	4	.293	296	60	3	24
KC	.462	13	6	1	6	.256	344	88	6	47
Min	.308	13	4	1	4	.288	312	90	2	36
NYN	.294	34	10	1	4	.258	378	97	4	38
Oak	.344	32	11	2	9	.253	150	38	5	34
Sea	.174	23	4	0	1	.229	314	72	3	31
TB	.217	23	5	1	4	.326	92	30	2	20
Tex	.294	34	10	2	3	.286	392	112	4	37
Tor	.308	39	12	0	3	.275	345	95	2	37
PRE ASG	.303	333	101	14	54	.265	2562	678	38	272
POST ASG	.260	250	65	8	28	.258	2289	586	33	234
vs. Left	.307	153	47	5	21	.262	1266	332	19	135
vs. Right	.277	430	119	15	59	.261	3565	932	52	371
as DH	-	-	-	-	-	.500	2	1	0	1
as PH	-	-	-	-	-	.182	11	2	0	1
Mar/Apr	.352	86	31	7	29	.269	636	171	11	82
May	.272	92	25	3	9	.266	782	208	12	72
June	.263	118	31	3	10	.259	845	219	13	85
July	.298	104	31	4	12	.259	895	232	8	76
August	.324	105	34	3	12	.252	878	221	17	89
Sept/Oct	.184	76	14	0	8	.268	795	213	10	102
Ad	.292	24	7	1	2	.263	57	15	2	4
Fia	.308	13	4	0	1	.289	45	13	0	3
Mon	.290	31	9	0	4	.281	84	18	0	8
NY	.365	13	5	1	3	.333	45	15	1	7
Phi	.224	49	11	1	6	.216	86	19	1	9

LIFETIME BY BALLPARK

MIKE BORDICK	AVG	AB	H	HR	RBI
Edison International Field	.270	165	50	4	17
Memorial Stadium	.100	10	1	0	0
Ortola Park at Camden Yards	.255	1039	265	29	125
Forsyth Park	.253	182	46	1	14
Comiskey Park	.269	156	42	4	21
Jacobs Field	.288	104	30	0	9
Kauffman Stadium	.289	188	50	2	23
Metroland	.288	160	46	1	26
Yankee Stadium	.286	207	55	2	17
Norfolk Associates Coliseum	.259	1357	352	15	130
Saleco Field	.192	26	5	0	1
Tropicana Field	.314	51	16	1	13
Ballpark in Arlington	.288	139	40	2	14
SkyDome	.331	178	59	1	19
NATIONAL LEAGUE	.333	33	11	1	2
Turner Field	.318	22	7	0	2
Pro Player Stadium	.286	35	10	0	4
Olympic Stadium	.308	117	36	4	15
Veterans Stadium	.184	49	9	0	3

FIELDING

2B	PCT	G	PO	A	E	DP
1990	1.000	7	2	4	0	0
1991	.929	5	9	4	1	2
1992	.987	95	201	266	6	57
1993	1.000	1	5	2	0	2
1994	.952	4	8	12	1	3
Career	.885	112	225	288	8	64
3B	PCT	G	PO	A	E	DP
1990	1.000	10	2	3	0	0
1991	.000	1	0	0	0	0
Career	1.000	11	2	3	0	0
SS	PCT	G	PO	A	E	DP
1990	1.000	9	5	1	0	0
1991	.972	84	137	209	10	44
1992	.987	70	110	183	10	50
1993	.982	159	280	418	13	68
1994	.974	112	179	308	13	107
1995	.963	126	245	338	10	93
1996	.979	155	295	476	16	121
1997	.960	153	223	425	13	95

45 LESLIE BREA

RHP



Full Name: Leslie Guillermo Brea
Born: October 12, 1978
Opening Day Age: 22
Height: 5'11" **Weight:** 170
Bats: R **Throws:** R
Birthplace/Residence: Born in San Pedro de Macoris, DR...Resides in Phoenix, AZ
Contract Status: Signed through 2001
M.L. Service: 32 days
Acquired: July 28, 2000: from the New York Mets along with SS Melvin Mora, CA/IF Mike Kinkade and RHP Pat Gorman in exchange for SS Mike Bordick

2000

- Was acquired with SS Melvin Mora, CA/IF Mike Kinkade and RHP Pat Gorman from New York Mets on July 28 in exchange for SS Mike Bordick...Moved from Mets' AA Binghamton team to AA Bowie after trade before getting two call-ups to Orioles.
- Spent 4 seasons in Class A before the 2000 season and made only one start at AAA level before being recalled by Orioles on August 11...Made his major league debut two days later as an emergency starter at Kansas City in place of Pat Rapp, who was called away due to illness in family...Allowed 6 runs in 3.1IP in his lone big league start.
- Was optioned to AAA Rochester after his August 13 start, going 1-2 with a 6.05 ERA (19.1IP, 27H, 18R/13ER, 8BB, 13K) in 4 starts for Red Wings.
- Made 5 relief appearances for Orioles after his second recall on September 3...Had 4 scoreless relief appearances but allowed 5 runs without retiring a batter in a September 16 outing vs. Seattle.
- Allowed 2 H and 7 BB in 5.2 IP in his 4 scoreless relief outings...His lone start came on the road while all 5 relief appearances were at Camden Yards.
- Began season with Mets' AAA Norfolk team and made one start, going 5 scoreless innings without a decision, before being sent to Binghamton...Following the trade with New York, he made 2 starts for AA Bowie before his first recall by the Orioles.
- Between his 4 minor league stops, he went 7-11 with a 4.35 ERA in 26 games (130.1IP, 128H, 79R/63ER, 82BB, 106K), including only one relief outing...His 70 walks between Binghamton and Bowie were tied for 11th most among AA pitchers.
- Had made only one career start in 95 pro appearances before moving into starting rotation in second half of the 1999 season at Class-A St. Lucie.

PRO CAREER

1999: Divided year between starting and relief for Mets' St. Lucie team in Class A Florida State League...Out of bullpen, went 0-0 with 3 saves and a 1.88 ERA in 14 games...Was 1-7 with a 4.19 ERA in 18 starts...15 of first 16 appearances were in relief...Started his last 17 games...Lone victory came on 8/18 vs. Lakeland, pitching 8 shutout innings...In his last 6 starts, pitched to a 2.31 ERA (39.0IP, 10 ER)...Went at least 6 innings in 9 of his last 11 starts, including 10 innings on 8/25 vs. Kissimmee...Struck out 10 batters in a game twice, 8/6 vs. Jupiter in 7 innings and 8/25 vs. Kissimmee...Following season, pitched for Lake Elsinore in California Fall League, going 0-2 with a 6.98 ERA in 19.1 IP.

1998: Led Class A Wisconsin with 49 appearances and 12 saves...Was 3rd in both categories among Seattle minor league hurlers...Averaged 13.2 strikeouts per 9 IP.

1997: Spent most of season at short-season Class A Everett before late promotion to Class A Lancaster...Tied for team lead with 23 appearances and 3 saves, but had highest ERA on team among pitchers with more than 2 appearances.

1996: Began his pro career with Peoria in the Rookie-level Arizona League...Pitched in the Arizona Fall League following the season.

PERSONAL/MISCELLANEOUS

Attended Snyder High School in Jersey City, NJ for a year before returning to his native Dominican Republic...Did not play baseball in high school.

YEAR	CLUB	W	L	ERA	G	GS	CG	SHO	SV	IP	H	R	ER	HR	HB	BB	IBB	SO	WP	BK
1996	Peoria-1	1	0	5.06	7	0	0	0	0	10.2	7	10	6	1	0	6	0	12	1	1
1997	Lancaster	0	0	13.50	1	0	0	0	0	2.0	5	5	3	1	0	1	0	1	1	0
	Everett	2	4	7.99	23	0	0	0	3	32.2	34	29	29	3	3	29	4	49	8	0
1998	Wisconsin	3	4	2.76	49	0	0	0	12	59.2	47	28	18	1	2	40	2	86	5	0
1999	St. Lucie-2	1	7	3.73	32	18	0	0	3	120.0	95	64	50	4	4	68	1	136	7	3
2000	Norfolk	0	0	0.00	1	1	0	0	0	5.0	4	2	0	0	0	4	0	4	0	0
	Binghamton	5	8	4.24	19	18	0	0	0	93.1	85	53	44	10	7	61	0	86	8	2
	Bowie	1	1	4.26	2	2	0	0	0	12.2	12	6	6	1	0	9	0	3	0	0
	Rochester	1	2	6.05	4	4	0	0	0	19.1	27	18	13	3	1	8	0	13	2	0
	BALTIMORE-3	0	1	11.00	6	1	0	0	0	9.0	12	11	11	1	1	10	0	5	1	0
	Minor Lg. Totals	14	28	4.29	136	43	0	0	18	354.1	316	213	169	24	17	226	7	390	32	6
	BALTIMORE Totals	0	1	11.00	6	1	0	0	0	9.0	12	11	11	1	1	10	0	5	1	0
	American League	0	1	11.00	6	1	0	0	0	9.0	12	11	11	1	1	10	0	5	1	0
	National League	-	-	-	-	-	-	-	-	-	-	-	-	-	-	-	-	-	-	-
	ML Totals	0	1	11.00	6	1	0	0	0	9.0	12	11	11	1	1	10	0	5	1	0

1-Signed by Seattle as a non-drafted free agent on January 20, 1996

2-Acquired by the New York Mets from Seattle in exchange for OF Bucky Heskett on December 14, 1998

3-Acquired from the New York Mets along with RHP Pat Gorman, CA/IF Mike Kinkade and SS Melvin Mora in exchange for SS Mike Bordick on July 28, 2000

	2000 SEASON										LIFETIME									
	ERA	W-L	SHO	G	IP	H	ER	HR			ERA	W-L	SHO	G	IP	H	ER	HR		
Total	11.00	0-1	0	6	9.0	12	11	1			11.00	0-1	0	6	9.0	12	11	1		
Home	7.94	0-0	0	5	5.2	5	5	1			7.94	0-0	0	5	5.2	5	5	1		
Away	16.20	0-1	0	1	3.1	7	6	0			16.20	0-1	0	1	3.1	7	6	0		
Ana	-	-	-	-	-	-	-	-			-	-	-	-	-	-	-	-		
Bal	-	-	-	-	-	-	-	-			-	-	-	-	-	-	-	-		
Bos	-	-	-	-	-	-	-	-			-	-	-	-	-	-	-	-		
CWS	-	-	-	-	-	-	-	-			-	-	-	-	-	-	-	-		
Cle	-	-	-	-	-	-	-	-			-	-	-	-	-	-	-	-		
Dal	-	-	-	-	-	-	-	-			-	-	-	-	-	-	-	-		
KC	16.20	0-1	0	1	3.1	7	6	0			16.20	0-1	0	1	3.1	7	6	0		
Min	-	-	-	-	-	-	-	-			-	-	-	-	-	-	-	-		
NY	0.00	0-0	0	1	1.0	2	0	0			0.00	0-0	0	1	1.0	2	0	0		
Oak	0.00	0-0	0	1	2.0	0	0	0			0.00	0-0	0	1	2.0	0	0	0		
Sea	22.50	0-0	0	2	2.0	3	5	1			22.50	0-0	0	2	2.0	3	5	1		
TB	-	-	-	-	-	-	-	-			-	-	-	-	-	-	-	-		
Tex	-	-	-	-	-	-	-	-			-	-	-	-	-	-	-	-		
Tor	0.00	0-0	0	1	0.2	0	0	0			0.00	0-0	0	1	0.2	0	0	0		
PRE-ASG	-	-	-	-	-	-	-	-			-	-	-	-	-	-	-	-		
POST-ASG	11.00	0-1	0	6	9.0	12	11	1			11.00	0-1	0	6	9.0	12	11	1		
Mar/Apr	-	-	-	-	-	-	-	-			-	-	-	-	-	-	-	-		
May	-	-	-	-	-	-	-	-			-	-	-	-	-	-	-	-		
June	-	-	-	-	-	-	-	-			-	-	-	-	-	-	-	-		
July	-	-	-	-	-	-	-	-			-	-	-	-	-	-	-	-		
August	16.20	0-1	0	1	3.1	7	6	0			16.20	0-1	0	1	3.1	7	6	0		
Sept/Oct	7.94	0-0	0	5	5.2	5	5	1			7.94	0-0	0	5	5.2	5	5	1		
All	-	-	-	-	-	-	-	-			-	-	-	-	-	-	-	-		
Fla	-	-	-	-	-	-	-	-			-	-	-	-	-	-	-	-		
Mon	-	-	-	-	-	-	-	-			-	-	-	-	-	-	-	-		
NYM	-	-	-	-	-	-	-	-			-	-	-	-	-	-	-	-		
Phi	-	-	-	-	-	-	-	-			-	-	-	-	-	-	-	-		

LIFETIME BY BALLPARK

LESLIE BREA	W	L	S	ERA	G	IP	H	ER	HR
Orlando Park at Camden Yards	0	0	0	7.94	5	5.2	5	5	1
Kauffman Stadium	0	1	0	16.20	1	3.1	7	6	0

FIELDING

P	PCT	G	PO	A	E	DP
2000	.000	6	0	0	0	0
Career	.000	6	0	0	0	0

BATTING RECORD

YEAR	AVG	AB	R	H	TB	2B	3B	HR	RBI	SH	SF	HBP	BB	IBB	SO	SB	CS	GDP	SLG	OBP
2000 Totals	-	-	-	-	-	-	-	-	-	-	-	-	-	-	-	-	-	-	-	-
Career Totals	-	-	-	-	-	-	-	-	-	-	-	-	-	-	-	-	-	-	-	-
Post Season Totals	-	-	-	-	-	-	-	-	-	-	-	-	-	-	-	-	-	-	-	-



Full Name: Carlos Rafael Casimiro
Born: November 8, 1976
Opening Day Age: 24
Height: 5'11" **Weight:** 179
Bats: R **Throws:** R
Birthplace/Residence: Born and still resides in San Pedro de Macoris, Dominican Republic
Contract Status: Signed through 2001
M.L. Service: 7 days
Acquired: April 15, 1994; signed by the Orioles as a non-drafted free agent

2000

- Spent the first four months of the season in the minors before being recalled from AA Bowie on July 31, and appeared in two games with the Orioles.
- Began the season at extended spring training and joined Bowie on April 21, batting .340 in his first 15 games...From May 10 through July 9, he hit .218 (38-174), dropping his average to a season-low .246.
- Hit safely in 11 straight and 16 of his last 17 games with the Baysox (.328, 19-58) before joining the Orioles.
- Made his major league debut on July 31 vs. Minnesota with a pinch-hit, two-run double in 3rd inning...Started as designated hitter the following night and went 0-for-5...Was optioned to AAA Rochester on August 5 when Mark Lewis was activated from the disabled list.
- With Rochester, hit .308 (8-26) with 2 home runs through his first 8 games...Went 2-for-26 over 9-game stretch, August 17-25, dropping his average to season-low .192.
- Went on 7-game hitting streak starting August 27 raising his average to .234 before he went 0-for-4 in the season finale at Buffalo to fall to .222.
- Combined to bat .251 between Bowie, Rochester and the Orioles (95-379) with 17 doubles, 2 triples, 10 home runs and 45 RBI in 113 games.
- Was outrighted to AAA Rochester on October 27, 2000 and later agreed to terms on a 2001 minor league contract with an invite to spring training.

PRO CAREER

1999: Went to major league spring training camp as member of 40-man roster before spending season at AA Bowie...Led Baysox and was tied for 3rd in Eastern League with 139 games played...Tied for team lead with 73 runs scored and slammed career-high 18 homers...Hit in 10 of 11 games, 4/13-24, and in 16 of 17 games from 7/24-8/10...Hit grand slam vs. New Haven 6/24...Hit 2 home runs 8/10 at Binghamton...Hit 5 home runs and drove in 17 RBI in 19-game stretch, 6/13-7/2.

1998: Spent the season at Class A Frederick in the Carolina League...Played second base during first half of the season and moved to third base for the season's second half...Led the Keys with 9 triples and was tied for second on the club with 23 doubles...Was scheduled to play in the Maryland Fall League after the season but suffered a broken left wrist...Was only used as a pinch-runner after 8/30 due to the injury...On 5/21 vs. Danville he collected a team single game high 9 assists...Compiled a 10-game hitting streak, 5/31-6/10 and a 9-game hitting streak, 7/13-22...On 7/29 vs. Lynchburg he smacked a pair of home runs, including a grand slam, and collected 5 RBI...Was one of four Keys players to win games with a grand slam in their final at-bat, joining Craig Daedelow, Chris Bryant and Tim DeCinces.

1997: Played for the South Atlantic League champion Delmarva Shorebirds, appearing in 115 games in the field, all at second base...He also served as the Shorebirds DH in five games...Carlos enjoyed two 4-hit games on the year, 5/10 at Cape Fear and 7/11 at Hagerstown...He also put together a pair of 2-HR games, 4/10 at Greensboro and 6/28 at Hagerstown...His batting average reached a season-high .246 following the game on 6/28...He finished the year at .244 after hitting just .174 through April and .225 through May...On the year he batted .300 (71-237) in 62 road games and just .182 (40-220) in 60 home games...In the field, he made 8 errors in 24 April games but just 13 miscues in 98 games the rest of the way...Following the season he played for the Maui Stingrays in the Hawaiian Winter League.

1996: Named 2B on Appalachian League All-Star team...Finished 3rd in Appy League with 51 runs and tied for 3rd with 10 HR...Was batting .215 thru 7/25 (32 games), then hit .339 (40-118) over last 30 games...Named Appy League Player of the Week, 7/29-8/4, when he batted .433 (13-30)...Closed season by batting .400 (12-30) over final 11 games...Topped league with 60 games played at 2B.

1995: Batted .259 (28-108) with San Pedro de Macoris of Dominican Summer League...Had 4 homers and a .454 slugging pct...Played 22 games at 2B and 13 at SS in the GCL.

1994: Played for San Pedro de Macoris Orioles of Dominican Summer League.

PERSONAL/MISCELLANEOUS

Single...Originally signed by Orioles scout Carlos Bernhardt...Hobbies include playing basketball.

YEAR	CLUB	AVG	G	AB	R	H	TB	2B	3B	HR	RBI	SH	SF	HBP	BB	IBB	SO	SB	CS	GDP	SLG	OBP	
1994																							
	Dominican Summer League-1																						
1995	Gulf Coast	.252	32	107	14	27	41	4	2	2	11	2	1	10	0	22	1	3	3		.383	.317	
1996	Bluefield	.276	62	239	51	86	112	16	0	10	33	2	2	2	20	1	52	22	9	3		.469	.335
1997	Delmarva	.243	122	457	54	111	175	21	8	9	51	4	2	5	26	1	108	20	13	11		.383	.290
1998	Frederick	.236	131	478	44	113	199	23	9	15	61	4	6	1	25	2	98	10	7	16		.416	.273
1999	Bowie	.221	139	526	73	116	195	23	1	18	64	5	5	3	39	0	101	7	12	10		.371	.276
2000	Bowie	.262	87	290	44	76	110	12	2	6	32	3	1	1	23	0	66	2	4	5		.379	.317
	Rochester	.222	24	81	9	18	34	4	0	4	10	0	0	0	4	0	16	0	0	1		.420	.259
	BALTIMORE	.125	2	8	0	1	2	1	0	0	3	0	0	0	0	0	2	0	0	0		.250	.125
	Minor Lg Totals	.242	597	2178	289	527	866	103	22	64	262	19	18	13	147	4	483	62	48	49		.356	.252
	BALTIMORE Totals	.125	2	8	0	1	2	1	0	0	3	0	0	0	0	0	2	0	0	0		.250	.125
	American League	.125	2	8	0	1	2	1	0	0	3	0	0	0	0	0	2	0	0	0		.250	.125
	National League	-	-	-	-	-	-	-	-	-	-	-	-	-	-	-	-	-	-	-	-	-	
	ML Totals	.125	2	8	0	1	2	1	0	0	3	0	0	0	0	0	2	0	0	0		.250	.125

1. Signed by the Orioles as a non-drafted free agent on April 15, 1994.

	2000 SEASON					LIFETIME				
	AVG	AB	H	HR	RBI	AVG	AB	H	HR	RBI
Total	.125	8	1	0	3	.125	8	1	0	3
Home	.125	8	1	0	3	.125	8	1	0	3
Away	-	-	-	-	-	-	-	-	-	-
Ana	-	-	-	-	-	-	-	-	-	-
Bal	-	-	-	-	-	-	-	-	-	-
Boa	-	-	-	-	-	-	-	-	-	-
CWS	-	-	-	-	-	-	-	-	-	-
Cle	-	-	-	-	-	-	-	-	-	-
Det	-	-	-	-	-	-	-	-	-	-
KC	-	-	-	-	-	-	-	-	-	-
Min	.125	8	1	0	3	.125	8	1	0	3
NYT	-	-	-	-	-	-	-	-	-	-
Oak	-	-	-	-	-	-	-	-	-	-
Sea	-	-	-	-	-	-	-	-	-	-
TB	-	-	-	-	-	-	-	-	-	-
Tex	-	-	-	-	-	-	-	-	-	-
Tor	-	-	-	-	-	-	-	-	-	-
PRE ASG	-	-	-	-	-	-	-	-	-	-
POST ASG	.125	8	1	0	3	.125	8	1	0	3
vs. Left	.200	5	1	0	3	.200	5	1	0	3
vs. Right	.000	3	0	0	0	.000	3	0	0	0
as DH	.125	8	1	0	3	.125	8	1	0	3
as PH	1.000	1	1	0	2	1.000	1	1	0	2
Mar/Apr	-	-	-	-	-	-	-	-	-	-
May	-	-	-	-	-	-	-	-	-	-
June	-	-	-	-	-	-	-	-	-	-
July	.333	3	1	0	2	.333	3	1	0	2
August	.000	5	0	0	1	.000	5	0	0	1
Sept/Oct	-	-	-	-	-	-	-	-	-	-
All	-	-	-	-	-	-	-	-	-	-
Fie	-	-	-	-	-	-	-	-	-	-
Mon	-	-	-	-	-	-	-	-	-	-
NY	-	-	-	-	-	-	-	-	-	-
Pit	-	-	-	-	-	-	-	-	-	-

LIFETIME BY BALLPARK

CARLOS CASIMIRO	AVG	AB	H	HR	RBI
Orlando Park at Camden Yards	.125	8	1	0	3

13 IVANON COFFIE

THIRD BASEMAN



Full Name: Ivanon Angelo Coffie
Born: May 16, 1977
Opening Day Age: 23
Height: 6'1" **Weight:** 192
Bats: L **Throws:** R
Birthplace/Residence: Born and resides in Curacao, Netherland Antilles
Contract Status: Signed through 2001
M.L. Service: 55 days
Acquired: July 28, 1995; signed by the Orioles to a 1996 contract as a non-drafted free agent

GAME HIGHS, STREAKS & SLAMS

HITS: 3, August 4, 2000 at Tampa Bay...**RUNS:** 2, August 4, 2000 at Tampa Bay...**DOUBLES:** 2, August 4, 2000 at Tampa Bay...**TRIPLES:** 1, August 4, 2000 at Tampa Bay...**HR:** None...**RBI:** 2, August 4, 2000 at Tampa Bay...**WALKS:** 2, July 24, 2000 vs. New York Yankees...**SB:** 1, July 21, 2000 vs. Toronto...**GRAND SLAMS:** None

2000

- Spent most of the season in the minor leagues but appeared in 23 games in two separate stints with the Orioles.
- Was recalled from Bowie on July 15 and made his major league debut as a pinch runner that day...Started the next day and singled off Florida's Ricky Bones in 6th inning for his first big league hit.
- Became the fifth native of Curacao to reach the majors, joining Hensley Muelens, Ralph Millard, Randall Simon and Atlanta's Andruw Jones.
- Had a season-high 3 hits, including 2 doubles & a triple on August 4 at Tampa Bay...Had a double and RBI in both July 21 & 22 games at Toronto.
- Was optioned to AAA Rochester on August 11 and played 21 games, starting 12 games at shortstop and 9 games at third base.
- Was recalled by the Orioles following the completion of the Red Wings' season and appeared in 7 games, making one start...Delivered pinch-hit singles on consecutive days, September 19-20, vs. Oakland.
- Began the season at AA Bowie and was named Eastern League Player of the Week for the first week of the season, batting .421 with a HR and 8 RBI...His .267 batting average at Bowie was 11th among all AA shortstops.
- Went 5-for-6 at Akron on April 12...Had 4 hits at Erie on June 9...Was named to the Double-A All-Star Game on July 12 at Bowie, going 1-for-3.
- Hit grand slam on April 9 vs. Reading and had 2 homers on May 1 vs. Erie.
- Combined to bat .253 (121-479) between Bowie, Rochester and the Orioles, with 27 doubles, 5 triples, 9 home runs and 60 RBI.
- Following the season, played for the Mesa Solar Sox in the Arizona Fall League...Was named one of top two third basemen in the AFL's managers and coaches poll.

PRO CAREER

1999: Split season between Bowie and Class A Frederick after going to spring training as part of Orioles' 40-man roster...Combined to bat .242 (114-471) between the two teams, with 27 doubles, 7 triples, 14 home runs and 76 RBI in 130 games...Started season at Bowie...Batted .296 (16-54) over 14-game stretch, 4/18-5/3...Was sent to Frederick on 6/13...Hit in 11 of 12 games with Keys, 7/1-12, batting .478 (22-46) with 5 homers and 11 RBI...Hit .342 (38-111) in July with 18 extra-base hits...Hit .395 over 10-game span, 8/12-22, with 9 extra base hits and 14 RBI.

1998: Spent season at Frederick...Finished 6th in the Carolina League with 75 RBI and he hit 16 HR after having just three career home runs entering the season...Was one of six Frederick Keys to be named to the Carolina League All-Star Team, joining Chris Bryant, Josh Towers, Josh McNatt, Jerry Hairston and Chip Alley...Won the home run hitting contest at the All-Star Game, clubbing 5 HR in two rounds...As a leadoff hitter, batted .324 (24-74)...Started strong, hitting safely in six of his first seven games, going 12-for-25 (.480) with 2 2B, 1 HR and 6 RBI...On 4/29 at Winston-Salem he collected a season-high 4 RBI...Compiled a season-high 7-game hitting streak, 7/20-26...Over that span he batted .296 (8-27) with

a 2B, 3B, HR and 6 RBI.

1997: Batted .315 (28-89) in June, including 10-game hitting streak 6/9-22...Hit .291 (43-148) on the road and .261 (41-157) at home...Was batting .289 with 43 RBI through June but hit .190 (8-42) and had 5 RBI in 15 games the rest of the season...Went on DL with sore right shoulder on 8/11 and missed remainder of season.

1996: Led Gulf Coast League SS with a .941 fielding pct....Batted .320 (16-50) from 8/5 to the end of the season.

PERSONAL/MISCELLANEOUS

Single...Hobbies include playing basketball.

YEAR	CLUB	AVG	G	AB	R	H	2B	3B	HR	RBI	SH	SF	BB	IBB	SO	SB	CS	GDP	SLG	OBP		
1996	Gulf Coast-1	.218	66	193	29	42	58	8	4	0	20	0	2	23	1	26	6	2	4	.301	.307	
1997	Dalmarva	.275	90	305	41	84	117	14	5	3	48	1	6	4	23	1	45	19	10	5	.384	.328
1998	Frederick	.256	130	473	62	121	192	19	2	16	75	3	9	3	48	2	109	17	12	11	.406	.323
1999	Bowie	.185	57	195	21	36	60	9	3	3	23	1	3	1	20	0	48	2	2	3	.308	.260
	Frederick	.283	73	276	35	78	137	18	4	11	53	0	3	4	28	3	62	7	4	5	.486	.354
2000	Bowie	.267	87	341	49	91	145	21	3	9	44	0	3	4	36	3	53	1	4	6	.425	.341
	Rochester	.218	21	78	4	17	21	2	1	0	10	1	1	1	2	0	21	0	0	1	.269	.244
	BALTIMORE	.217	23	60	6	13	19	4	1	0	6	0	1	1	5	0	11	1	0	3	.317	.284
Minor Lg Totals		.252	514	1861	241	489	730	91	22	42	273	6	25	19	180	10	362	52	34	38	.362	.320
BALTIMORE Totals		.217	23	60	6	13	19	4	1	0	6	0	1	1	5	0	11	1	0	3	.317	.284
American League		.217	23	60	6	13	19	4	1	0	6	0	1	1	5	0	11	1	0	3	.317	.284
National League		-	-	-	-	-	-	-	-	-	-	-	-	-	-	-	-	-	-	-	-	-
ML Totals		.217	23	60	6	13	19	4	1	0	6	0	1	1	5	0	11	1	0	3	.317	.284

* Signed by the Orioles as a non-drafted free agent on July 28, 1995

	2000 SEASON					LIFETIME				
	AVG	AB	H	HR	RBI	AVG	AB	H	HR	RBI
Total	.217	60	13	0	6	.217	60	13	0	6
Home	.250	24	6	0	1	.250	24	6	0	1
Away	.194	36	7	0	5	.194	36	7	0	5
Ats	.000	2	0	0	0	.000	2	0	0	0
Bat	-	-	-	-	-	-	-	-	-	-
Bos	.000	4	0	0	0	.000	4	0	0	0
CWS	-	-	-	-	-	-	-	-	-	-
Cle	.500	4	2	0	0	.500	4	2	0	0
Det	.000	4	0	0	1	.000	4	0	0	1
KC	-	-	-	-	-	-	-	-	-	-
Min	.333	9	3	0	0	.333	9	3	0	0
NY	.000	3	0	0	0	.000	3	0	0	0
Oak	1.000	2	2	0	0	1.000	2	2	0	0
Sea	-	-	-	-	-	-	-	-	-	-
TB	.200	15	3	0	2	.200	15	3	0	2
Tex	-	-	-	-	-	-	-	-	-	-
Tor	.182	11	2	0	2	.182	11	2	0	2
PRE ASG	-	-	-	-	-	-	-	-	-	-
POST ASG	.217	60	13	0	6	.217	60	13	0	6
vs. Left	.333	9	3	0	3	.333	9	3	0	3
vs. Right	.196	51	10	0	3	.196	51	10	0	3
as DH	.000	1	0	0	0	.000	1	0	0	0
as PH	.867	3	2	0	0	.867	3	2	0	0
Mar/Apr	-	-	-	-	-	-	-	-	-	-
May	-	-	-	-	-	-	-	-	-	-
June	-	-	-	-	-	-	-	-	-	-
July	.179	28	5	0	3	.179	28	5	0	3
August	.167	24	4	0	3	.167	24	4	0	3
Sept/Oct	.500	8	4	0	0	.500	8	4	0	0
Ad	.000	0	0	0	0	.000	0	0	0	0
Fla	.167	6	1	0	1	.167	6	1	0	1
Mon	-	-	-	-	-	-	-	-	-	-
NY	-	-	-	-	-	-	-	-	-	-
Phi	-	-	-	-	-	-	-	-	-	-

LIFETIME BY BALLPARK

IVANON COFFIE	AVG	AB	H	HR	RBI
Edison International Field	.000	2	0	0	0
Orlando Park at Camden Yards	.250	24	6	0	1
Comerica Park	.000	4	0	0	1
Metroland	.500	4	2	0	0
Tropicana Field	.200	15	3	0	2
SkyDome	.182	11	2	0	2

FIELDING

3B	PCT	G	PO	A	E	DP
2000	.971	15	8	27	1	1
Career	.971	15	8	27	1	1
SS	PCT	G	PO	A	E	DP
2000	1.000	4	7	5	0	1
Career	1.000	4	7	5	0	1

18 JEFF CONINE

FIRST BASEMAN/OUTFIELDER



Full Name: Jeffrey Guy Conine
Born: June 27, 1966
Opening Day Age: 34
Height: 6'1" **Weight:** 220
Bats: R **Throws:** R
Birthplace/Residence: Born in Tacoma, WA...Resides in Weston, FL
Contract Status: Signed thru 2001 with an option for 2002
M.L. Service: 8 years, 79 days
Acquired: April 2, 1999; from the Kansas City Royals in exchange for RHP Chris Fussell...Resigned as a free agent on December 16, 1999 to a 2-year contract with an option for 2002.

GAME HIGHS, STREAKS & SLAMS

HITS: 4, 12 times, most recently August 19, 1999 vs. Minnesota...**RUNS:** 4, August 5, 1999 at Colorado...**DOUBLES:** 3, most recently June 15, 1994 at St. Louis...**TRIPLES:** 1, 19 times, most recently August 7, 2000 vs. Detroit...**HR:** 2, 17 times, most recently May 4, 1999 vs. Chicago White Sox...**RBI:** 5, twice, April 9, 1994 at San Diego and August 26, 1997 at Chicago Cubs...**WALKS:** 3, four times, most recently July 1, 2000 vs. Toronto...**HITTING STREAK:** 13 games, July 13-24, 1994...**GRAND SLAMS:** 3, May 1, 1994 vs. Colorado off David Nied; August 20, 1994 vs. San Francisco off Jeff Brantley; April 3, 1997 vs. Chicago Cubs off Frank Castillo

2000

- Was one of the Orioles' most versatile players, playing 119 games with starts at first base, third base, right field, left field and designated hitter.
- Suffered a sprained left ankle in the first game of a doubleheader on September 12 at Texas and missed the final 18 games of the season...Had batted .326 (14-43) over his previous 12 games and started 35 of 38 games from August 4 until the injury.
- Had 10 home runs and 31 RBI before the All-Star Break but hit 3 home runs and 15 RBI in the second half.
- Left game on July 31 vs. Minnesota after drawing a first inning walk to go to Florida, where his wife, Cindy, gave birth on August 1 to their son, Tucker.
- Was 3-for-9 (.333) as a pinch-hitter and hit the Orioles only pinch-hit home run of the season on June 29 at Boston.
- Had 3 hits on May 9 at Toronto, collecting his 1,000th career hit in the 9th inning with a single off Billy Koch.
- Started 14 straight games at first base, May 3-17, following injury to Will Clark, and batted .302 (16-53).
- Homered in back-to-back games, April 27-28...Had a season-high 3 hits on 8 occasions.
- Batted over .300 against 8 different American League teams but hit only .170 (8-47) in interleague play.
- Hit .356 (16-45) when starting in RF, .331 (45-136) when starting at 1B, .245 (35-143) in starts at 3B, .214 (12-56) as DH and .188 (3-16) when starting in LF.

PRO CAREER

1999: Acquired 4/2, three days before season opener, from Kansas City Royals in exchange for pitcher Chris Fussell...Played five positions for Orioles: first base, designated hitter, LF, RF and his first 4 career appearances at 3B...Led AL pinch-hitters with .360 batting average (9-25)...Also led with a .407 on-base pct. as a pinch-hitter and had most hits (9) and total bases (16), and tied Harold Baines for league-lead

with 8 pinch-hit RBI...Hit 2 pinch-homers, 6/26 vs. New York Yankees and 7/18 vs. New York Mets...Batted .331 with runners in scoring position and had a .456 average and 28 RBI with 2 outs with runners in scoring position...Batted .130 with no home runs through his first 18 games...From 5/2 through end of season, hit .310 with 27 2B, a 3B, 13 HR & 65 RBI in 121 games...Average reached season-high .317 on 8/23 and was batting .316 on 9/6 before going 12-for-74 (.162) over his last 21 games...Still had 35 RBI in his last 45 games...Went 14-for-21 on 6-game homestand, 8/17-22, including 4-for-4 games 8/17 & 8/19 vs. Minnesota...Also had 4 hits on 5/22 vs. Texas for 12 in his career...Had season-high 4 RBI on 8/29 at Detroit...Had 2 solo home runs and delivered game-tying, 2-out single in 9th inning on 5/4 vs. Chicago, his 7th career 2-home run game.

1998: Injuries limited him to 93 games in his first season with the Royals since 1992...Began season on the 15-day Disabled List with a strained lower abdominal muscle...Activated on 5/5 and was batting just .222 when he went on a season-high 9-game hitting streak from 6/23-7/2, going 13-for-33 to raise his average to .258...Went on 10-for-21 tear 7/9-13 to raise average to season-best .274...Hit his 100th career homer 5/22 at Texas off John Wetteland...Had his 9th career 4-hit game on 7/12 at Chicago...Was a .319 hitter (22-for-69) with runners in scoring position, accounting for 31 RBI...Also posted a .406 average (13-for-32) with a runner on 3rd base...Played 12 games at first base, including 9 starts, fielding 104 chances cleanly...Committed just 1 error with 4 assists in 80 games in the outfield for a .993 fielding percentage.

1997: Belted his 3rd career grand slam 4/3 off Chicago's Frank Castillo...Clubbed first pinch-hit home run of his career in the bottom of the 9th on 4/17 vs. St. Louis to give the Marlins a 2-1 win...Cracked 2 homers and tied a career-high with 5 RBI in 2 at-bats on 8/26 at Chicago after entering game as defensive replacement in the 7th inning...Was his 2nd career 5-RBI game and his 6th career 2-homer game...Collected 6 home runs in games in which he was not a starter...Batted at a .364 clip (4-11) with a double and 3 runs scored in the Division Series vs. San Francisco...Hit .231 (3-13) with a run and 2 RBI in World Series vs. Cleveland.

1996: Collected 175 hits, surpassing his own team record of 174 set in 1993...Was 2nd on Marlins with 26 home runs and 95 RBI...Established personal single season highs in home runs, runs scored and doubles...Had a pair of 2-home run games, 5/26 vs. St. Louis and 7/14 at Atlanta, and set a club record with 8 home runs for the month of May.

1995: Earned his 2nd consecutive club MVP award, setting several club records and career highs...Posted .302 batting average and set club marks with 105 RBI, 53 extra base hits and 251 total bases...Was selected as the 66th All-Star Game Most Valuable Player after hitting the game-winning home run off Oakland's Steve Ontiveros to lead off the 8th inning...Became 10th player to homer in his first All-star at-bat...Became first player selected in an Expansion Draft to win the MVP honor...Led National League with 12 sacrifice flies...Finished in a tie for 4th in RBI and was 9th in slugging (.520)...Drove in a run every 4.6 at-bats, 2nd best in the league behind Barry Bonds (4.5)...Interrupted his National League leading 307 consecutive games played streak (291 starts) on 5/29 after being limited to pinch hitting duties for the previous 8 games due to a slight strain in his left hamstring...It was the first game in Florida franchise history in which he failed to appear...The streak was also the longest at the start of any expansion club's history...Became first Marlin to win NL Player of the Month award when he hit .340 (34-100) with 6 doubles, 9 home runs and 24 RBI during June.

1994: Had an All-Star year and was named club MVP by Florida chapter of the BBWAA in his 2nd full season in the majors...Led team in almost every offensive department, including batting average (.319), hits (144), doubles (27), triples (6), extra base hits (51) and RBI (82)...Finished 10th in NL in batting average...Was 2nd in games played, tied for 3rd in at-bats, 5th in hits, tied for 5th in multi-hit games (41), tied for 6th in triples, 8th in RBI and 9th in total bases (237)...Did not go hitless in more than 2 consecutive starts all season...Had the first 2-home run game of his career on 4/9 at San Diego and drove in a career-high 5 runs...Posted a career-high 13-game hitting streak 7/8-24.

1993: Was named to Baseball Digest and Topps All-Rookie teams...Finished 3rd in the National League Rookie of the Year balloting...Set an expansion record by playing in all 162 games and led the Marlins in batting average, hits, total bases (240) and doubles...Finished 2nd in RBI and 3rd in home runs...Was Marlins Opening Day left-fielder, going 4-for-4 in the inaugural game to match Lou Piniella (Kansas City, 1969) for best 1st day by an expansion team hitter...Hit his first major league home run on 5/1 vs. Colorado off David Nied, a grand slam...Belted another grand slam on 8/20 at San Francisco off Jeff Brantley...Tied Mike Piazza for the NL lead among rookies in hits and was 2nd in average, 3rd in RBI and tied for 7th in homers.

1992: Was called up to Kansas City on 8/5 and appeared in 28 games...Went 1-for-3 with an RBI and a walk in his first big league game since September of 1990.

1991: Was hampered the entire 1991 season by left wrist problems...Had surgery performed on the hamate bone in his left wrist on 1/21 by Dr. Charles Rhoades...Underwent arthroscopic surgery on 12/16 to remove torn cartilage from the lateral side of the wrist.

1990: Made his Major League debut by walking as a pinch-hitter on 9/16, the same day he was called up by the Royals...Made his first start on 9/17 at Minnesota and collected his first hit off Larry Casian.

1989: Returned to Baseball City and led the team in home runs...Led the Southern League champion Memphis Chicks with a .320 average, 15 homers and 95 RBI in 1990...Voted the Royals Minor League

Player of the Year, the SL Most Valuable Player and the league's 2nd best prospect behind Frank Thomas...Named the first baseman on the Southern League's All-Star team and to both the Topps/NAPBL and Baseball America's Double-A All-Star teams.

1988: Led Baseball City in hits, triples, home runs and RBI.

1987: Was selected by the Royals in the 58th round of the 1987 First Year Player Draft.

PERSONAL/MISCELLANEOUS

Married, wife's name is Cindy...They have three children, daughter Sierra Brooke (12/21/95) and sons Griffin (7/11/97) and Tucker (8/1/00)...Graduated from Eisenhower High School in Rialto, CA in 1984...Attended UCLA where he was a pitcher...Posted a 5-4 record with a 6.06 ERA and 2 saves in 3 seasons from 1985-87...Was signed by Royals scout Guy Hansen...Is a world-class racquetball player...Won the 1985 Junior National Championships and has participated in several pro tournaments...Finished 3rd with his wife at the 1993 U.S. Racquetball Doubles Championships in Phoenix...In the 1999 U.S. National Doubles Racquetball Championship held at Merritt Athletic Club in Baltimore following the '99 baseball season, Jeff and Cindy won the 25-and-over mixed doubles title, while Jeff placed second with Steve Lerner in the men's 30-and-over division finals...Cindy is a 2-time national doubles champion and won the silver medal in women's doubles at the 1993 U.S. Olympic Festival in San Antonio...He and Cindy are co-founders of the Conine All-Star Classic, a celebrity golf tournament which raises money for the Joe DiMaggio Children's Hospital in Hollywood, FL each year...Last year, Jeff served as one of the Orioles' spokespersons for "65 Roses" and took part in a number of events for the Cystic Fibrosis Foundation...He also participated in singer Garth Brooks' "Touch A Num All Foundation" by making a personal challenge contribution...This past winter, he returned to Baltimore to take part in the annual Orioles FanFest.

YEAR	CLUB	AVG	2B	3B	HR	RBI	SH	SF	HBP	BB	IBB	SO	SB	CS	GDP	SLG	OBP					
1988	Baseball City-1	.272	118	415	63	113	184	23	9	10	59	5	4	0	46	1	77	26	12	6	.443	.342
1989	Baseball City	.273	113	425	68	116	184	12	7	14	60	0	3	3	40	2	91	32	13	14	.433	.338
1990	Memphis	.320	137	487	89	156	254	37	8	15	65	0	8	1	94	6	88	21	6	10	.522	.425
	KANSAS CITY	.250	9	20	3	5	7	2	0	0	2	0	0	0	2	0	5	0	0	1	.350	.318
1991	Omaha	.257	51	171	23	44	64	9	1	3	15	0	0	1	26	2	39	0	6	3	.374	.359
1992	Omaha	.302	110	397	69	120	214	24	5	20	72	2	6	2	54	5	67	4	5	0	.539	.383
	KANSAS CITY	.253	28	91	10	23	32	5	2	0	9	0	0	0	8	1	23	0	0	1	.352	.313
1993	FLORIDA-2	.292	162	595	75	174	240	24	3	12	79	0	6	5	52	2	135	2	14	403	.351	
1994	FLORIDA	.319	115	451	80	144	237	27	6	18	82	0	4	1	40	4	92	2	8	8	.525	.373
1995	FLORIDA	.302	133	483	72	146	251	26	2	25	105	0	12	1	66	5	94	2	0	13	.520	.379
1996	FLORIDA	.293	157	597	84	175	289	32	2	26	95	0	7	4	62	1	121	1	4	17	.484	.363
1997	FLORIDA	.242	151	405	46	98	164	13	1	17	91	0	2	2	57	3	89	2	0	11	.405	.337
1997	KANSAS CITY-3	.256	93	309	30	79	129	26	0	9	43	0	6	2	26	1	66	3	0	8	.417	.312
1998	Omaha	.000	2	9	0	0	0	0	0	0	0	0	0	0	0	0	3	0	0	0	.000	.000
1999	BALTIMORE-4	.291	139	444	54	129	201	31	1	13	75	1	7	3	30	0	40	0	3	12	.453	.335
2000	BALTIMORE	.284	118	409	53	118	179	20	2	13	46	0	4	2	36	1	53	4	3	14	.438	.341
	Minor Lg. Totals	.288	531	1904	312	549	900	105	30	62	301	7	21	7	260	16	385	83	42	36	.473	.372
	BALTIMORE Totals	.287	257	853	107	245	380	51	3	26	121	1	11	5	66	1	93	4	6	26	.445	.338
	American League	.277	387	1273	150	362	548	84	5	34	175	1	17	7	102	3	189	7	6	36	.430	.330
	National League	.291	718	2531	337	737	1181	122	14	96	422	0	31	13	277	15	531	8	8	63	.467	.360
	ML Totals	.286	1105	3804	487	1089	1729	206	19	132	597	1	48	20	379	18	720	15	14	99	.455	.350

1-Selected by Kansas City in the 58th round of the 1987 First Year Player Draft

2-Selected by the Florida Marlins in the first round of the 1993 Expansion Draft

3-Traded to Kansas City in exchange for Blaine Mott, November 20, 1997

4-Acquired from Kansas City in exchange for RHP Chris Fassel on April 2, 1999

DIVISION SERIES

YEAR	CLUB	AVG	G	AB	R	H	TB	2B	3B	HR	RBI	SH	SF	HBP	BB	IBB	SO	SB	CS	GDP	SLG	OBP
1997	Fia vs SF	.364	3	11	3	4	5	1	0	0	0	0	0	0	1	0	0	0	0	0	.455	.417
Totals		.364	3	11	3	4	5	1	0	0	0	0	0	0	1	0	0	0	0	0	.455	.417

LCS

YEAR	CLUB	AVG	G	AB	R	H	TB	2B	3B	HR	RBI	SH	SF	HBP	BB	IBB	SO	SB	CS	GDP	SLG	OBP
1997	Fia vs All	.111	6	18	1	2	2	0	0	0	1	1	0	0	1	0	4	0	0	1	.111	.158
	Totals	.111	6	18	1	2	2	0	0	0	1	1	0	0	1	0	4	0	0	1	.111	.158

WORLD SERIES

YEAR	CLUB	AVG	G	AB	R	H	TB	2B	3B	HR	RBI	SH	SF	HBP	BB	IBB	SO	SB	CS	GDP	SLG	OBP
1997	Fia vs Cle	.231	6	13	1	3	3	0	0	0	2	0	0	0	0	0	0	0	0	1	.231	.231
	Totals	.231	6	13	1	3	3	0	0	0	2	0	0	0	0	0	0	0	0	1	.231	.231

ALL STAR

YEAR	CLUB	AVG	G	AB	R	H	TB	2B	3B	HR	RBI	SH	SF	HBP	BB	IBB	SO	SB	CS	GDP	SLG	OBP
1994	NL at Pit	Did Not Play																				
1995	NL at Tex	1.000	1	1	1	1	4	0	0	1	1	0	0	0	0	0	0	0	0	0	4.000	1.000
	Totals	1.000	1	1	1	1	4	0	0	1	1	0	0	0	0	0	0	0	0	0	4.000	1.000

	AVG	AB	H	HR	RBI	AVG	AB	H	HR	RBI
Total	.284	409	116	13	46	.286	3604	1089	132	597
Home	.285	179	51	6	19	.296	1829	542	65	302
Away	.283	230	65	7	27	.277	1975	547	67	295
Area	.314	35	11	2	10	.268	112	30	2	19
Bal	-	-	-	-	-	.194	31	6	0	3
Bos	.320	25	8	1	1	.202	89	18	1	6
CWS	.250	36	9	3	4	.371	105	39	8	21
Cle	.379	29	11	0	4	.288	94	28	3	16
Det	.267	30	8	0	1	.241	112	27	1	19
KC	.241	29	7	0	3	.180	61	11	0	7
Min	.318	22	7	2	6	.356	59	21	3	10
NY	.212	33	7	0	1	.244	82	20	1	4
Oak	.353	17	6	1	2	.272	81	22	1	9
Sea	.400	20	8	1	8	.233	73	17	1	11
TB	.216	37	6	0	1	.242	55	23	1	13
Tex	.308	26	6	1	3	.317	104	33	3	14
Tor	.435	23	10	0	1	.291	79	23	1	8
PRE ASG	.282	234	66	10	31	.287	2093	601	81	331
POST ASG	.286	175	50	3	15	.285	1711	488	51	268
vs Left	.333	120	40	7	16	.308	976	301	45	165
vs Right	.263	289	76	6	30	.279	2828	788	87	432
as DH	.214	56	12	1	5	.229	109	25	1	13
as PH	.333	9	3	1	3	.269	67	18	4	14
MarApr	.298	57	17	4	8	.273	455	124	19	74
May	.342	79	27	1	13	.279	698	195	23	110
June	.277	65	18	5	9	.316	678	214	32	114
July	.247	73	18	0	3	.301	680	205	19	93
August	.263	99	25	2	6	.281	722	203	24	114
Sept/Oct	.306	36	11	1	7	.260	570	148	15	92
All	.061	11	1	0	0	.322	227	73	8	39
Fia	.250	4	1	0	0	.231	13	3	1	2
Mon	.000	5	0	0	0	.307	202	62	8	31
NY	.250	8	2	0	0	.286	234	67	10	42
Phi	.211	19	4	2	3	.246	240	59	6	32

LIFETIME BY BALLPARK

JEFF CONINE	AVG	AB	H	HR	RBI
Edison International Field	.291	55	16	1	10
Orion Park at Camden Yards	.299	415	124	13	62
Fenway Park	.179	39	7	1	5
Comiskey Park	.365	52	20	3	6
Jacobs Field	.362	34	13	3	8
Comerica Park	.162	11	2	0	0
Kauffman Stadium	.244	221	48	4	29
Metrodome	.220	41	9	2	6
Yankee Stadium	.212	52	11	0	2
Netcor Associates Coliseum	.254	51	15	0	3
Safeco Field	.252	24	7	1	4
Tropicana Field	.193	57	11	1	7
Ballpark in Arlington	.309	55	17	1	8
SkyDome	.362	47	17	1	6
NATIONAL LEAGUE	.333	24	8	1	1
Turner Field	.300	1271	381	49	218
Olympic Stadium	.310	87	27	3	12
Shea Stadium	.285	130	37	5	21
Veterans Stadium	.230	113	26	2	14

FIELDING

1B	PCT	G	PO	A	E	DP
1990	.877	9	39	4	1	7
1992	1.000	4	36	2	0	1
1993	1.000	43	151	14	0	11
1994	.996	48	227	20	1	19
1995	.991	14	97	11	1	10
1996	.991	48	292	40	3	33
1997	.992	145	899	104	8	101
1998	1.000	12	101	3	0	15
1999	.983	99	831	52	6	108
2000	.985	39	304	31	5	27
Career	.992	459	2977	281	25	332

3B	PCT	G	PO	A	E	DP
1999	.000	4	0	0	1	0
2000	.932	44	21	75	7	10
Career	.923	48	21	75	8	10

OF	PCT	G	PO	A	E	DP
1992	1.000	23	40	1	0	0
1993	.992	147	252	11	2	0
1994	.974	67	181	4	5	0
1995	.976	118	195	7	5	2
1996	.975	128	186	8	5	2
1997	.000	1	0	0	0	0
1998	.993	81	134	4	1	0
1999	1.000	13	17	1	0	0
2000	.930	19	38	2	3	1
Career	.981	626	1042	38	21	5



Full Name: Delino Lamont DeShields
Born: January 15, 1969
Opening Day Age: 32
Height: 6'1" **Weight:** 175
Bats: L **Throws:** R
Birthplace/Residence: Born in Seaford, DE...Resides in Fairburn, GA
Contract Status: Signed through 2001
M.L. Service: 11 years
Acquired: December 4, 1998; signed as a free agent by the Orioles to a 3-year contract

GAME HIGHS, STREAKS & SLAMS

HITS: 4, 14 times, most recently May 5, 2000 at New York Yankees...**RUNS:** 4, twice, May 5, 2000 at New York Yankees and August 10, 1999 at Tampa Bay...**DOUBLES:** 2, twelve times, most recently June 7, 2000 at New York Mets...**TRIPLES:** 2, July 27, 1993 at Pittsburgh...**HR:** 2, twice, most recently July 27, 1997 vs. Florida...**RBI:** 5, September 26, 2000 vs. Toronto...**WALKS:** 4, May 23, 1993 at Philadelphia...**SB:** 3, eight times, most recently May 17, 2000 at Anaheim...**HITTING STREAK:** 21 games, June 28-July 21, 1993...**GRAND SLAMS:** 1, June 21, 1999 at St. Louis off Vicente Palacios

2000

- Was named "Most Valuable Oriole" after leading the team in games (151), hits (166), doubles (43), triples (5), sacrifice flies (9) and stolen bases (37).
- Was 9th in the American League with a career-high 43 doubles...Matched the third highest total in Orioles history and was only the 6th time in club history a player has hit 40 or more doubles in a season.
- His 37 stolen bases ranked 3rd in the AL and matched the 6th best season in O's history...Had 8 games of 2 or more steals and matched his career-high with 3 SB on May 17 at Anaheim...Had 12 stolen bases through his first 26 games but only 25 in 125 games after May 6.
- Recorded his 400th career stolen base on April 13 at Kansas City and is 52nd all-time with 430 stolen bases, 4th among active players behind all-time leader Rickey Henderson (1,370), Barry Bonds (38th, 471) and Kenny Lofton (41st, 463).
- Made his first 92 starts at second base before serving as DH on August 9...Made his last start at second base on August 10.
- On August 12 at Kansas City, after starting at DH, he made his first ever regular season appearance in the outfield when he went to center field as a defensive replacement in the 9th inning...He made his first start in center the next day, August 13 at KC.
- Beginning August 15, he made 38 of his final 47 starts in left field...Had a .987 fielding percentage in left field with 3 assists, including a 9th inning assist at home plate on a fly ball to preserve a 1-0 lead at Boston on September 24.
- Was second on the team with a career-high 86 RBI, surpassing his previous best of 58 RBI in 1997...Ranked 9th in the league with a .346 average with runners in scoring position...Was 9th in the league with a .344 average against left-handed pitching, 3rd highest average among left-handed batters.
- Hit second in batting order in 30 of his first 31 starts, then batted third in 97 of his last 111 starts...Also led off 6 times during season.
- Had 6 straight multi-hit games, July 30-August 5, going 13-for-26 with 4 2B, a 3B, a HR and 7 RBI...Average had dipped to .286, lowest since April 6, on July 29, but he hit .312 (68-218) beginning July 30 through season's end.
- Homered in back-to-back games July 16-17 vs. Florida.
- Matched career highs with his 14th career 4-hit game and his 2nd career 4-run game May 5 against the New York Yankees...Had a career-high 5 RBI in Orioles' 23-1 rout vs. Toronto on September 28.

PRO CAREER

1999: Began and ended injury-riddled season on disabled list, with another stop on DL in between...Played 96 games, fewest of any full season of his major league career...Fractured his left thumb 3/4 in a spring intrasquad game and began season on DL...Was activated 4/11 and batted .135 through his first 21 games...Over his last 74 games, hit .301 with 40 RS, 11 2B, 2 3B, 6 HR and 31 RBI, to raise his average to season-ending .264...Hit lead-off home run 5/2 vs. Minnesota...On 5/3, hit 3-run homer in Orioles' 12-6 exhibition loss to Cuba at Camden Yards...On 8/8 hit the 22nd Eutaw Street home run in OPACY history...Set career-high with 4 runs on 8/10 at Tampa Bay...Had two 3-hit games, both against Texas, 5/14 and 5/23...Had pair of 2 steal games, 4/14 at New York Yankees and 5/8 at

Detroit...Went on the DL for second time 6/21 retro to 6/20 with strained right hamstring and missed 28 games...Made rehab stints in AA Bowie and Class A Frederick and Delmarva, appearing in 6 games and batting .208 with 2 HR and 4 RBI...Was activated 7/23...Appeared in 3 games, all as a pinch-hitter, after 9/2 and was placed on the 60-day DL on 10/1, retro to 9/11...Had successful surgery 9/22 to relieve entrapment of sensory nerve in his right thigh...His 11 stolen bases and 57.9% steal percentage were lowest marks of his professional career.

1998: Led the Cardinals in triples (8) for the second straight year and was tied for 5th in the National League...Five of the triples came in a seven game span, 4/22-29...Tied for the team lead with 26 stolen bases...Averaged 42 steals per season during his nine years in the National League, with a 75% career stolen base success rate (382 SB in 508 attempts)...Hit .306 (26-85) with runners in scoring position...Went 3-for-10 as a pinch-hitter, including a 2-run pinch HR in 8/19 come-from-behind win at Chicago...Posted team-high 18-game hitting streak, 5/30-6/20, which tied for 3rd longest streak in the NL in '98...Batted .368 (28-76) during streak...Was on the disabled list 7/9 to 8/10 and missed 32 games after undergoing arthroscopic surgery on his left knee...Played four games at AA Arkansas on a rehab assignment...Had 3 four-hit games on the season...Hit his first home run of the season and 50th homer of his career on 5/17 vs. Florida.

1997: Led the Cardinals in several offensive categories, including batting (.295), hits (169), triples (14), stolen bases (55), sacrifice flies (6), bunt hits (11) and infield hits (23)...Led the majors with his career-high 14 triples, the most by a Cardinal since '91 when Ray Lankford led the loop with 15...Showed the greatest gain in batting average (.96 to .97) among NL players with an increase of 71 points (.224 to .295)...Achieved career-highs in HR (11), RBI (58) and hits...Led the Cardinals with 50 multi-hit games...Matched his single game career high with 4 hits twice: 9/6 vs. Colorado and 6/1 vs. LA...Reached 50 steals for the second time in his career...Stole home on 9/19 at Pittsburgh as part of a double steal...Smacked three homers over two games, 7/26-27 vs. Florida with his 2nd career 2-home run game on 7/27...Second homer on 7/27 was his 1,000th career hit...Two of his 11 home runs came as a pinch-hitter.

1996: Stole 40 bases for the fifth time in his career...Finished with 48 thefts, 3rd in the NL, and at a career-high .814 success rate (59 attempts)...Was 5th in the league with 8 triples...Had three 2-SB games in his first six contests and 7 SB without being caught after ten games...Established career-highs with 154 games and 581 at-bats...Hit 6th career lead-off home run on 4/17 at SF...Homered in consecutive games for the second time in the majors 4/25 at Houston and 4/26 at Cubs...Hit safely in seven straight games, 4/28-5/5...Handled 233 chances over 56 straight errorless games, 4/5-6/9...On 5/24 he singled off Montreal's Ugueth Urbina in his 3,000th career at-bat...Three hits that night capped a 7-game hitting streak...Involved in turning 2nd career triple play on 6/15 at Atlanta...Batted .360 during third 7-game hitting streak of the season, 6/28-7/4...Posted 4th 3-SB game of his career on 7/19 at SF...Recorded 12th multi-steal effort of the season on 8/11 at Cincinnati...Scored 500th run of his career on 9/21 at SD in 5th inning...Recorded 300th career steal on 9/27 vs. the Padres...Made two appearances in his first post-season, including a Game 1 start in Division Series vs. the Braves.

1995: Finished 3rd in the NL with 39 stolen bases...Batted .360 (27-75) with runners in scoring position...Dodgers were 38-14 when Delino scored a run...Cracked 5th career leadoff homer on 5/14 vs. St. Louis...Recorded season-high 10-game hitting streak, 6/10-21 and batted .375 over that stretch...Capped the streak with his first career grand slam, 6/21 at St. Louis...After 8/1 he batted .321 (43-140), including .412 in August, with 4 HR, 20 RBI (13 in September), 27 RS (17 in Sept/Oct.) and 19 SB (14 in September)...Did all this though he did not start from 7/25-8/19, but made 13 PH appearances, garnering three singles, one RBI, three walks and a sac bunt...Homered in back-to-back games for the first time in his career, 8/20 at the Mets and 8/21 at Montreal...Matched career-high with 4 hits on 8/24 at Philly...Stole 13 consecutive bases without getting caught, 9/4-27.

1994: Shared the Dodgers team lead and finished 7th in the NL with 27 SB...Appeared 10 times at shortstop in addition to his 88 games at second base (84 starts)...In those 88 games he made six errors in 438 chances for a career-best .986 fielding percentage, 3rd best in the league...Had six multi-steal games and matched his career-high with 3 SB on 4/21 vs. the Mets...On 4/14 vs. the Cardinals he collected his first career pinch-hit...Swiped 200th career base on 5/19 at Colorado...Placed on the DL on 5/28, retroactive to 5/26, after incurring a laceration of the left middle finger with sprains in three joints on 5/25 vs. the Cubs during a home plate collision with catcher Rick Wilkins while scoring on a wild pitch...Activated on 6/20 and immediately started a 9-game hitting streak, 6/21-30...Committed just one error in 230 chances at second base through final 44 games beginning 6/21...Saw his first major league action at shortstop, his career minor league position, 7/4 vs. Montreal...Recorded 8 SB in 6 games, 7/25-31.

1993: Batted career-high .295, 3rd among NL second basemen...Finished 2nd to Ryne Sandberg in All-Star balloting at 2B and 6th among all National Leaguers...Placed 6th in the league with 43 stolen bases and 7th with a .811 success rate (53 attempts) and was 8th in the loop with 7 triples...Batted .300 (127-423) in 107 games as the leadoff batter...Batted .311 (50-161) with both homers vs. LHP and his .407 on-base percentage against southpaws was 9th in the league...Saw 4.05 pitches per plate appearance and took 65.3% of pitches, both tops in the NL...Left spring training with chicken pox and after playing on Opening Day he was quarantined for ten days and lost ten pounds...Missed eight games due to the illness; however, he batted .394 with a .555 on-base percentage and reached base in each of his first ten games after return...Homered on 4/16 vs. the Rockies, the 11th time in his career that he led off an inning

with a home run... Drew a career-high 4 BB on 5/23 at Philadelphia... Had seven straight hits, 5/23-28, one short of the club record... Leadoff single on 6/28 off Pittsburgh's Bob Walk was his 500th major league hit... Compiled 21-game hitting streak that started on 6/28... During the streak he batted .420 (37-88)... The hit streak was a Montreal club record and equaled Robby Thompson for the longest in the NL that season... The hit streak capped a 31-game on-base streak, which started on 6/16 and during which Delino had a .435 on-base percentage... Named Expos Player of the Month for July after batting NL-high .393 with 10 RBI, 16 RS and 11 SB... Suffered badly sprained ligament of left thumb on 8/11 at Philly and, as a result, was on the disabled list from 8/12-9/11... From 7/24, committed just one error in 159 chances over his final 34 games.

1992: Drove in a career-high 65 runs, the most ever by an Expos second baseman and finished 2nd among NL 2B with a .292 average and 46 steals... Posted then career-highs with 155 hits and 8 triples... Hit .296 (24-81) with a HR leading off game... Ran out first inside-the-park home run on 4/9 at Pittsburgh... Recorded 100th career steal in the 6th inning on 4/25 at St. Louis... Matched career-high with 4H on 4/30 at San Diego... Hit in season-high 9 straight games, 6/2-12 and batted .343 over that span... Reached base safely in 26 straight games, 6/21-7/19, hitting .381 and getting aboard at a .450 clip (40-105, 14 walks and a sac fly)... Collected 13 hits in 26 AB in 6-game series at Los Angeles, 7/6-8... Tied club record with 6H in series opening DH, 7/6... Smacked 2 HR for first time in majors, 8/6 at Philadelphia and equaled another career-best with 4 RBI.

1991: Established career-highs with 151 games, 10 HR, 83 RS, 95 BB and 56 SB... Only Rickey Henderson was also in 10/50 club in '91 (17HR/58SB)... Stole 56 bases in 79 attempts, including third base eight times and had nine multi-steal games... Finished 4th in the NL with 95 walks... Hit Opening Day homer on 4/8 at Pittsburgh... Struck out five times in 9/17 nightcap, tying single game record for most strikeouts in a nine-inning game... Tied career-highs with 4H and 4 RBI on 6/5 at Houston, capping two-game stretch that featured six straight hits... Swiped three bases, his first career 3 SB game, on 6/22 at Cincinnati... Completed season-high 10-game hitting streak, 7/7-20... Helped turn a triple play on 9/8 vs. the Reds.

1990: Made big league debut as starting second baseman on Opening Day, 4/9 at St. Louis, the first of 120 starts at second as a rookie... Became 11th player to open major league career with a 4-hit game and just the second to do so on Opening Day of first season, the other being Spook Jacobs in '54 with the Philadelphia Athletics... Also drove in first major league run and smacked first of 28 doubles... Led all major league rookies with a .289 average and 42 steals, including six multi-steal games... Finished 2nd to Braves' David Justice in BBWAA NL Rookie of the Year balloting... Opened career by handling 63 straight chances over 14-plus games before he made his first error on 4/27... Reached base in 16 straight games, 4/24-5/12... Led off 5/7 game with first career HR... Hit safely in 12 straight games, 5/15-6/1... Honored by the mayor of his hometown, Seaford, DE on his first visit to Philadelphia on 4/19, and on Delino DeShields Day in the State of Delaware on 6/11... Suffered broken left index finger when hit by a Joe Magrane pitch on 6/15 at St. Louis and was on the DL until after the All-Star break... Batted .403 during a 15-game hitting streak, an Expos rookie record, 8/28-9/13... Had 3H and a career-high 4 RBI on 9/12 vs. the Cardinals.

1989: Opened the season at AA Jacksonville, playing 93 games there before being promoted to AAA Indianapolis on 7/17... At Jacksonville he finished 7th in the Southern League with 37 stolen bases... Played in 47 games at Indy to cap a three season career in the minors during which he scored 214 runs, drew 232 walks and stole 142 bases in 334 games while playing strictly shortstop... Spent the last two weeks of the year traveling with the Expos, though not on the roster, and worked out at second base... Played 2B that winter for Hermosillo of the Mexican Pacific League.

1988: Scored 97 runs in 129 games, hit a personal-best 12 HR and finished 4th in the Midwest League with 59 SB at Class A Rockford... Was named the league's All-Star shortstop and tabbed its 3rd best prospect by Baseball America.

1987: Expos' first round pick recorded 30 stolen bases in 65 games with Bradenton and Jamestown... Selected as the first year pro in the Montreal organization with the best chance for stardom by *Baseball America*.

PERSONAL/MISCELLANEOUS

Married to the former Tisha Milligan (12/15/90)... Tisha is a former track athlete at the University of Tennessee-Knoxville... They have three children: Delino, Jr. (8/16/92), Diamond (3/6/97) and D'Angelo (6/16/99)... Originally signed by Gary Hughes, then a scout for the Expos... Growing up in Delaware, his favorite team was the Orioles and his favorite player was Ken Singleton... Lists getting four hits in his major league debut as his biggest thrill in baseball... Is a 1987 graduate of Seaford (DE) High School where he earned All-America honors in baseball and basketball and was named all-state in those sports as well as football... Signed with the Expos after the '87 draft although he had inked a basketball letter of intent with Villanova University and was the only freshman offered a basketball scholarship in 1987 by then coach Rollie Massimino... Won the Foot Locker Slam Dunk championship in a 1990 pre-season competition at Boca Raton, FL... Started wearing his baseball socks high in 1992 spring training to honor those who played in the Negro Leagues... In the off-season, Delino serves as a basketball coach at the Boys and Girls Club near his home in Georgia... In 1995 he donated \$100 for every stolen base to the Boys and Girls Club of his hometown, Seaford, DE... June 11, 1990 was declared Delino DeShields Day in The State of Delaware... In '99, he supported the MLB Breaking the Barriers program and also served

as a spokesperson for the Orioles' RBI League, co-sponsored by Coca-Cola and the Orioles... Last year, Delino took part in the official opening of Baltimore's Leon Day Park, for which the Orioles contributed \$100,000 for refurbishing.

YEAR	CLUB	AVG	G	AB	R	H	TB	2B	3B	HR	RBI	SH	SF	HBP	BB	IBB	SO	SB	CS	GDP	SLG	OBP
1987	Gulf Coast-1	.216	31	111	17	24	36	5	2	1	4	0	0	2	21	0	30	16	5	0	.324	.351
	Jamestown	.219	34	98	16	21	29	1	2	1	5	2	1	1	24	1	28	14	4	0	.302	.377
1988	Rockford	.292	129	460	97	116	190	26	6	12	46	2	3	2	95	3	110	59	18	4	.413	.390
1989	Jacksonville	.270	63	307	55	83	114	10	6	3	35	4	3	1	76	0	60	37	12	3	.371	.413
	Indianapolis	.280	47	181	29	47	69	6	4	2	14	1	0	0	16	0	63	16	7	0	.381	.320
1990	MONTREAL	.289	129	499	69	144	196	28	6	4	45	1	2	4	66	3	96	42	22	10	.393	.375
1991	MONTREAL	.238	151	563	83	134	187	15	4	10	51	8	5	2	95	2	151	56	23	6	.332	.347
1992	MONTREAL	.292	135	530	82	155	211	19	8	7	56	9	3	3	54	4	108	46	15	10	.396	.359
1993	MONTREAL	.295	123	481	75	142	179	17	7	2	29	4	2	3	72	3	64	43	10	6	.372	.389
1994	LOS ANGELES-2	.250	89	320	51	80	103	11	3	2	33	1	1	0	54	0	53	27	7	9	.322	.357
1995	LOS ANGELES	.258	127	425	66	109	157	16	3	8	37	3	1	1	63	4	83	39	14	6	.369	.353
1996	LOS ANGELES	.224	154	561	75	130	173	12	8	5	41	2	5	1	63	7	124	48	11	12	.288	.286
1997	ST LOUIS-3	.295	150	572	92	169	256	26	14	11	58	7	6	3	55	1	72	55	14	5	.448	.357
1998	ST LOUIS	.290	117	420	74	122	180	21	8	7	44	4	4	0	56	2	61	26	10	6	.429	.371
	Arkansas	.154	4	13	1	2	2	0	0	0	0	0	0	0	2	0	6	0	1	0	.154	.267
1999	DeMarva	.286	2	7	1	2	5	0	0	1	2	0	0	0	1	0	1	0	1	0	.714	.375
	Frederick	.125	2	8	1	1	4	0	0	1	2	0	0	0	0	0	1	0	0	0	.500	.125
	Bowie	.267	4	15	2	4	5	1	0	0	0	0	0	1	3	0	2	0	0	0	.333	.421
2000	BALTIMORE-4	.264	96	330	46	87	120	11	2	6	34	5	1	1	37	0	62	11	5	5	.364	.339
	BALTIMORE	.298	151	561	84	166	249	43	5	10	66	3	9	1	89	2	82	37	10	16	.444	.369
Minor Lg. Totals		.250	346	1198	219	300	454	51	20	21	108	9	9	7	236	4	311	142	48	7	.379	.376
BALTIMORE Totals		.284	247	891	130	253	369	54	7	16	120	8	10	2	106	2	134	48	18	21	.414	.358
American League		.284	247	891	130	253	369	54	7	16	120	8	10	2	106	2	134	48	18	21	.414	.358
National League		.270	1175	4391	667	1165	1649	167	61	56	394	39	29	17	568	26	812	382	126	70	.376	.354
ML Totals		.272	1422	5282	797	1438	2111	221	68	72	514	47	39	19	674	28	946	430	144	91	.381	.354

* Selected by Montreal in 1st round (15th overall) on 1987 First Year Player Draft

2-Traded to Los Angeles for P Pedro Martinez on November 26, 1993

3-Signed by St. Louis as a free agent on November 20, 1996

4-Signed by Baltimore as a free agent on December 4, 1999

DIVISION SERIES

YEAR	CLUB	AVG	G	AB	R	H	TB	2B	3B	HR	RBI	SH	SF	HBP	BB	IBB	SO	SB	CS	GDP	SLG	OBP
1995	LA vs Cin	.250	3	12	1	3	3	0	0	0	0	0	0	0	1	0	3	0	0	0	.250	.308
1996	LA vs Atl	.000	2	4	0	0	0	0	0	0	0	0	0	0	0	0	1	0	0	0	.000	.000
	Totals	.188	5	16	1	3	3	0	0	0	0	0	0	0	1	0	4	0	0	0	.188	.235

LONGEST ORIOLE PARK HOME RUNS

On June 17, 1996, the Yankees' Darryl Strawberry blasted a 465-ft home run off Mike Mussina that hit the batters' eye wall in centerfield. It was the longest home run in Oriole Park history.

Distance	Player	Team	Date	Pitcher	Team
465 ft	Darryl Strawberry	NY Yankees	June 17, 1996	Mike Mussina	Orioles
463 ft	Pedro Munoz	Oak	May 25, 1996	David Wells	Orioles
460 ft	Jeffrey Hemmonds	Orioles	Sept. 15, 1997 (1)	Eric Plunk	Indians
457 ft	McVaughn	Bos	July 7, 1998	Randy Myers	Orioles
452 ft	Eric Davis	Det	Sept. 26, 1993 (1)	Arthur Rhodes	Orioles
450 ft	Juan Gonzalez	Tor	July 26, 1992	Mike Mussina	Orioles
450 ft	Manny Ramirez	Cle	Aug. 14, 1995	Janne Moyer	Orioles
447 ft	Brian Giles	Cle	July 26, 1996	Mike Mussina	Orioles
446 ft	Ken Griffey Jr.	Sea	Aug. 15, 1997 (2)	Jimmy Key	Orioles
445 ft	Chili Davis	Cal	June 10, 1995	Ben McDonald	Orioles
443 ft	Bill Haseleman	Bos	April 27, 1997	Armando Benitez	Orioles
443 ft	Jose Canseco	Tor	June 19, 1998	Pete Smith	Orioles
443 ft	Harold Baines	Orioles	July 17, 1999	Dustin Hemmanson	Expos
443 ft	Autmy Huff	TB	Aug. 27, 2000	Jay Spurgeon	Orioles

	2000 SEASON					LIFETIME				
	AVG	AB	H	HR	RBI	AVG	AB	H	HR	RBI
Total	.296	561	166	10	86	.272	5262	1438	72	514
Home	.283	265	75	4	42	.276	2477	683	32	237
Away	.307	296	91	6	44	.269	2805	755	40	277
Ana	.233	43	10	0	3	.228	70	16	0	3
Bal	-	-	-	-	-	-	-	-	-	-
Bos	.205	39	8	0	1	.205	39	8	0	1
CWS	.364	33	12	1	10	.289	76	22	1	15
Cle	.265	34	9	0	5	.246	69	17	0	7
Det	.375	40	15	1	9	.338	77	28	3	16
KC	.350	40	14	0	4	.345	67	30	0	6
Min	.518	27	14	1	6	.324	68	22	3	11
NY	.405	37	15	1	6	.340	47	16	1	7
Oak	.293	41	12	1	8	.324	71	23	1	14
Sea	.172	29	5	0	4	.200	50	10	0	5
TB	.212	52	11	1	3	.181	83	15	1	3
Tex	.283	38	10	0	6	.342	73	25	2	13
Tor	.277	47	13	2	11	.237	59	14	2	11
PRE ASG	.291	292	85	3	36	.280	3054	855	39	263
POST ASG	.301	289	81	7	50	.282	2228	583	33	251
vs. Left	.344	154	53	2	24	.268	1494	400	16	151
vs. Right	.278	407	113	8	62	.274	3788	1038	56	363
as DH	.349	43	15	0	6	.349	43	15	0	6
as PH	.000	5	0	0	0	.208	53	11	3	11
Mar/Apr	.333	87	29	2	15	.274	786	215	11	76
May	.308	91	28	1	11	.267	1046	279	16	81
June	.255	94	24	0	10	.281	956	278	9	93
July	.269	79	21	3	11	.282	640	237	13	74
August	.320	103	33	2	15	.275	902	248	15	101
Sept/Oct	.287	108	31	2	24	.241	752	181	8	89
All	.375	8	3	0	0	.213	315	67	2	23
Fla	.429	7	3	2	6	.263	209	55	6	26
Mon	.077	13	1	0	0	.258	217	56	1	22
NY	.600	10	6	0	1	.275	443	122	3	29
Phi	.217	23	5	0	3	.282	444	125	6	39

LIFETIME BY BALLPARK					
DELINO DESHIELDS	AVG	AB	H	HR	RBI
Edison International Field	.226	31	7	0	3
Oriole Park at Camden Yards	.276	410	113	8	60
Fenway Park	.261	23	6	0	1
Comiskey Park	.378	37	14	1	11
Jacobs Field	.268	41	11	0	5
Comerica Park	.400	15	6	1	4
Kauffman Stadium	.360	50	18	0	5
Metrodome	.346	26	9	1	2
Yankee Stadium	.375	24	9	1	5
Norfolk Associates Coliseum	.317	41	13	0	7
Safeco Field	.160	25	4	0	1
Tropicana Field	.235	51	12	1	3
Balpark in Arlington	.308	39	12	1	8
SkyDome	.194	31	6	1	3
NATIONAL LEAGUE					
Turner Field	.250	32	8	0	2
Pro Player Stadium	.234	94	22	0	7
Olympic Stadium	.293	1095	321	10	81
Shea Stadium	.257	226	58	2	17
Veterans Stadium	.307	241	74	6	23

FIELDING					
1B	PCT	G	PO	A	E DP
1998	.000	1	0	0	0 0
Career	.000	1	0	0	0 0
2B	PCT	G	PO	A	E DP
1990	.561	128	236	371	12 65
1991	.562	148	265	405	27 72
1992	.976	134	251	360	15 71
1993	.583	123	243	381	11 74
1994	.986	68	155	277	6 52
1995	.980	113	204	330	11 55
1996	.975	154	274	400	17 79
1997	.972	147	271	398	19 92
1998	.983	111	247	273	9 86
1999	.977	93	178	248	10 54
2000	.975	96	171	254	11 46
Career	.977	1335	2515	3698	148 726
SS	PCT	G	PO	A	E DP
1994	.967	10	1	5	1 1
Career	.967	10	1	5	1 1
OF	PCT	G	PO	A	E DP
2000	.975	41	78	3	2 1
Career	.975	41	78	3	2 1

Before this player in the Pacific Leagues, in the off-season, Deshields played as a coach for the Los Angeles and San Diego clubs near his home in Georgia. In 1995 he donated \$100 for every dollar going to the San Diego State Club of his hometown, Guilford, NC. June 11, 1994 was Deshields' last day of his career in the Pacific League. In 1997, he accepted the MLB coaching the Mariners position and was named the Manager of the team.

72 SEAN DOUGLASS

RHP



Full Name: Sean R. Douglass
Born: April 28, 1979
Opening Day Age: 21
Height: 6'6" **Weight:** 198
Bats: R **Throws:** R
Birthplace/Residence: Born and resides in Lancaster, CA
Contract Status: Signed through 2001
M.L. Service: None
Acquired: Orioles 2nd round selection in 1997 First Year Player Draft

2000

- Tied Frederick's Steven Bechler for Orioles organizational lead with 27 starts and was 2nd to Bechler in innings pitched, 162.0 to 160.0...His 27 starts was tied for 5th in the Eastern League.
- Had made only 27 starts in his first 3 pro seasons and had pitched only 168.1 innings prior to the 2000 season.
- Combined with Jimmy Hamilton to throw a 7-inning no-hitter vs. Altoona on April 19...Tossed 6 innings, walking 3 and striking out 7 while on a pitch count to earn 5-0 win.
- Was 5-2 with a 3.32 ERA (59.2 IP, 22 ER) through May...Won 3 consecutive starts to finish May, allowing 2 runs over 20 innings pitched.
- From June 2 through July 17, went 2-6, including a 4-game losing streak starting June 19...Lost 3 straight starts, June 30-July 17, despite a 3.42 ERA (21 IP, 8 ER).
- Beginning June 30, allowed 3 runs or fewer in all but one of his last 11 starts, pitching to a 3.72 ERA (67.2 IP, 28 ER) despite a 2-3 record.
- Struck out a season-high 10 batters in 7.0 innings on July 22 vs. Norwich but did not get a decision in Bowie's 3-2 win.

PRO CAREER

- 1999: Was 3rd among all Oriole farmhands with a 3.22 ERA...Pitched in 16 games with Frederick and was 2nd on the staff with 89 strikeouts...Had 11 "Quality Starts", including each of his final 6 outings of the year...Pitched 6 shutout innings and struck out 12 on 8/6 vs. Lynchburg...Tossed a complete game in his final start of the year, 9/3 vs. Kinston.
- 1998: Opponents batted .231 against him, 5th best among Appalachian League starters...Also was 5th among Appy starters with 10.53 K/9IP and 10.02 runners allowed/9IP...Was 2-2 at home with a 2.48 ERA (29.0IP, 8ER)...Had 41 Ks and only 6 walks while holding opponents to .204 BA at home...On road, was 0-0 with a 4.07 ERA (24.1IP, 11ER)...In his last 4 starts, went 1-0 with a 0.50 ERA, striking out 28 batters in 18.0IP...Struck out 11 Danville batters in 7 innings on 7/9 and, in final start of season, 8/9, struck out 10 Danville batters while pitching 5 shutout innings.
- 1997: Did not allow a run in his first 2 pro outings covering 5.0 innings.

PERSONAL/MISCELLANEOUS

Is a 1997 graduate of Antelope Valley HS in Lancaster, CA...Enjoys fishing and camping...Serves as an instructor at several baseball clinics in the off-season.

YEAR	CLUB	W	L	ERA	G	GS	CG	SHO	SV	IP	H	R	ER	HR	HB	BB	SO	WP	BK	
1997	Gulf Coast-1	1	3	6.11	9	1	0	0	0	17.2	20	14	12	2	2	9	0	10	1	0
1998	Bluefield	2	2	3.23	10	10	0	0	0	53.0	45	20	19	6	0	14	0	62	3	0
1999	Frederick	5	6	3.32	16	16	1	0	0	97.2	101	48	36	9	5	35	0	89	3	0
2000	Bowie	9	8	4.03	27	27	1	0	0	160.2	155	79	72	17	5	55	1	118	5	0
Minor Lg. Totals		17	19	3.80	62	54	2	0	0	327.0	321	161	139	34	12	113	1	279	12	0
BALTIMORE Totals		-	-	-	-	-	-	-	-	-	-	-	-	-	-	-	-	-	-	-
American League		-	-	-	-	-	-	-	-	-	-	-	-	-	-	-	-	-	-	-
National League		-	-	-	-	-	-	-	-	-	-	-	-	-	-	-	-	-	-	-
ML Totals		-	-	-	-	-	-	-	-	-	-	-	-	-	-	-	-	-	-	-

1-Selected by the Orioles in the 2nd round of the 1997 First Year Player Draft

Before this player in the Pacific Leagues, in the off-season, Deshields played as a coach for the Los Angeles and San Diego clubs near his home in Georgia. In 1995 he donated \$100 for every dollar going to the San Diego State Club of his hometown, Guilford, NC. June 11, 1994 was Deshields' last day of his career in the Pacific League. In 1997, he accepted the MLB coaching the Mariners position and was named the Manager of the team.

19 SCOTT ERICKSON

RHP



Full Name: Scott Gavin Erickson
Born: February 2, 1968
Opening Day Age: 33
Height: 6'4" **Weight:** 230
Bats: R **Throws:** R
Birthplace/Residence: Born in Long Beach, CA...Resides in Stateline, NV
Contract Status: Signed through 2003
M.L. Service: 10 years, 104 days
Acquired: July 7, 1995; from the Minnesota Twins along with RHP Jimmy Williams in exchange for RHP Scott Kligenbeck and OF Kimera Bartelee...On May 13, 1998, Scott signed a 5-year contract extension through 2003

GAME HIGHS & STREAKS

LOW HITTERS: No-Hitter, April 27, 1994 vs. Milwaukee; 1, July 24, 1992 at Boston (Game #1); 2, twice, May 1, 1991 vs. Boston and June 24, 1991 at New York Yankees. **STRIKEOUT HIGH:** 12, September 21, 1998 at Toronto. **WALK HIGH:** 8, twice, June 13, 2000 vs. Texas and September 13, 1990 at Oakland. **HR ALLOWED:** 3, seven times, most recently May 25, 1999 at Anaheim. **WINNING STREAK:** 12 games, April 21-June 24, 1991. **LOSING STREAK:** 5 games, twice, April 8-29, 1999 and July 10-August 4, 1994

2000

- Began and ended the season on disabled list...Underwent ligament replacement surgery ("Tommy John surgery") on his right elbow on August 8 in Los Angeles and is expected to miss most of the 2001 season.
- Developed stiffness in his elbow a little more than a week into spring training and did not throw after February 22...Had arthroscopic surgery on March 3 to remove bone chips from the right elbow and was officially placed on the DL on March 27...Dr. Lewis Yocum performed both surgeries.
- Was activated from the DL on May 4 after making 2 starts on rehab assignment, April 25 at Class A Frederick and April 30 at AA Bowie...Combined for 13.2IP, allowing 7H, 2R/ER, 1BB and 11K in his rehab stints.
- Pitched 6.0 or more innings in 9 of 16 big league starts...Because of injuries, however, the 16 starts and 92.2IP were the fewest of his major league career and his ERA was never lower than 6.31 after June 1.
- Has averaged better than 6.2 innings per start in his 5 1/2 seasons with the Orioles and in his four full seasons, 1996-99, he averaged 231.1IP per year...In his career, he has pitched 6.0 or more innings in 231 of his 322 starts (71.7%).
- Led American League hurlers 1996-99 in Ground Ball/Fly Ball ratio and his 2.022 GB/FB ratio in 2000 (184/91) would have been 3rd in the league if he had enough innings to qualify...According to Stats Inc.'s figures, Anaheim's Scott Schoeneweis (2.44) and Oakland's Tim Hudson (2.024, 334/165) were the only other pitchers over 2.00.
- Made his first major league start of the season on May 5 at Yankee Stadium...Pitched 6 innings and did not get decision in the 12-10 Orioles loss.
- Six of his first 7 starts came on the road, including his first 4 starts of the season...Won 3 of 5 decisions over 6 starts from May 16 through June 13, allowing 3 runs or fewer in 4 starts despite an overall 6.64 ERA in that stretch (39.1IP, 29R/ER).
- Lost 5 of 8 starts after June 13 and, beginning June 1, was 4-7 through the rest of his season before being placed on the 15-day disabled list July 28 with right elbow inflammation.
- Had a 3G losing streak, June 18-29, allowing 30 hits and 22 runs in 15.2IP (12.64 ERA), including 5 home runs.
- Left-handed batters hit .390 (76-195) off him, the highest average against any AL pitcher.
- Started the final game of the first half for the 6th straight season on July 9 at Philadelphia...Has been the Orioles starter in the final game before the All-Star break each year since being acquired from Minnesota just before the break in July 1995.
- Was used as a pinch-runner on June 27 at Boston when Cal Ripken injured his back in the 10th inning...The Orioles had used all their position players except catcher Greg Myers.
- His 16 career shutouts is tied for 10th among active pitchers with Bret Saberhagen.
- Was named as one of People magazine's "50 Most Beautiful People" of the year in their May 8 issue, one of three athletes to make the year's list and the only baseball player.

PRO CAREER

1999: Won 14 of 18 decisions over his final 22 starts to finish at 15-12...Led AL with 3 shutouts and tied for 2nd (with teammate Sidney Ponson) with 6 complete games, one behind league-leader David Wells of Toronto...Finished 2nd in league in innings pitched with 230.1, only 1.1IP fewer than Wells...Led Orioles and was among 6 players tied for 2nd in AL with 34 starts, one behind Texas' Rick Helling...For fourth straight season, he had the highest ground ball-to-fly ball out ratio among AL pitchers, 2.80 (454 GB/162FB)...Led AL in GIDPs induced (41) and GIDPs per 9IP (1.60)...Also led league in total batters faced (995) and was 2nd in total pitches thrown (3,715), behind Rick Helling's 3,814...On flipside, allowed league-high 99 walks, had 2nd lowest K/BB ratio in AL (1.07) and 2nd lowest K/9IP ratio (4.14)...Was 2nd in hits allowed (244), 4th in earned runs allowed (123) and 16th in runs allowed (127)...Through 6/8, was a career-worst 1-8 with a 7.11 ERA (69.2IP, 55ER) in 12 starts...In his final 22 starts, went 14-4 with a 3.81 ERA (160.2 IP, 68 ER)...Went 0-5 with 9.36 ERA in April, poorest start of his career...Was second 5-game losing streak of his career, the other coming 7/10-8/4/94...From 6/9 through 7/28, went 6-0 with a 3.95 ERA in span of 10 starts, with 7 "Quality Starts"...Four of the wins came in consecutive starts, 7/11-28...Over his last 11 starts, beginning 8/7, went 8-3 with a 3.16 ERA (85.1IP, 30ER)...Made every scheduled start except for his final one, 10/2 vs. Boston, when he was scratched with tightness in his right forearm...In September, went 5-1 with a 3.13 ERA (46.0IP, 16ER).

1998: Led the American League in Starts (36), Innings Pitched (251.1), Complete Games (11), Batters Faced (1102), Pitches Thrown (3902) and Hits Allowed (284)...Was the first Orioles pitcher to lead the league in CG, IP or Starts since 1979 when Dennis Martinez also led the AL in all three categories...His innings total was the highest by an Oriole since Mike Boddicker tossed 261.1 frames in 1984 and his 36 starts matched the most by an Oriole pitcher since 1982...Four other Oriole pitchers made 36 starts in a season over the previous 16 seasons: Mike Mussina ('96), Rick Sutcliffe ('92), Bob Milacki ('89) and Scott McGregor ('83)...Was also among the league leaders in the following categories: Wins (T8th, 16), Shutouts (T5th, 2), Fewest BB Per 9IP (9th, 2.47), Fewest HR Per 9IP (8th, 0.82), Strikeouts (6th, 186), Pickoff Throws (6th, 188), Pitches Per Start (7th, 108.39), Hit Batters (T4th, 13), Runs Allowed (T7th, 125), Earned Runs Allowed (6th, 112) and Stolen Bases Allowed (T2nd, 28)...Led the AL in Ground Ball/Fly Ball Ratio for the third straight season at 2.85 (496 ground balls/174 fly balls)...In his first start of the season on 4/1 vs. Kansas City, Scott pitched a complete game victory for his 100th career win...He won his first three starts of the year, getting off to a 3-0 start for the first time in his career...On 5/13, he signed a 5-year contract with the Orioles through the 2003 season...On 5/21 at New York he struck out 9 batters and on 5/26 at Seattle he K'd 8, matching his career-high with 17 strikeouts in back-to-back starts...He also accomplished the feat in May '94...On 9/21 at Toronto he struck out a career-high 12 batters in a loss to Clemens...In his 11 complete games he went 8-3 with a 1.76 ERA and in his other 25 starts he was 8-10 with a 5.42 ERA...21 of his starts resulted in a "Quality Start" (6 or more IP, 3 or fewer ER)...He pitched 6 or more innings in 28 of his 36 starts...Of the Orioles league-low 31 unearned runs, 13 occurred with Erickson pitching...Defensively, he was 2nd among the league's pitchers with 77 total chances, trailing only Oakland's Kenny Rogers (88)...Pitched the Orioles' three fastest games of the season, including a 3-2 win over Atlanta on 6/5 in 1:53.

1997: His 16 wins was the second highest total of his career, topped only by his 20-win season in 1991 with the Twins...In addition, surpassed the 200 Innings Pitched mark for the 5th time in his career...Was T6th in the league in Wins (16); 6th in Winning Percentage (.696, 16-7); 9th in Innings Pitched (221.2); 7th in Slugging Pct. Allowed (.362, 307/849); 8th in BAAgainst LH Hitters (.248, 112/452); 7th in Home ERA (3.29)...He also led AL hurlers with 6 errors...Erickson pitched into the 8th inning in 16 of his 33 starts and turned in 22 "Quality Starts" (6.0 or more IP, 3 or fewer ER)...On 6/18 vs. Montreal he pitched 2/3 of an inning out of the bullpen...It was the 4th relief appearance of his career and his first since 8/21/95 at Seattle...He was the only pitcher in the league with 11 or more wins at the break who was not named to the American League All-Star Team...On 7/6 at Detroit he allowed a club record 11 earned runs in 4.1 innings...It was the first time in his career that he reached double figures in runs allowed...For the second straight year he led the AL in Ground Ball to Fly Ball Ratio (2.88)...74.2% of the balls off of him were grounders, highest percentage in the league...He was second in the junior circuit with 33 GIDPs induced.

1996: He turned in 14 Quality Starts (6 or more IP, 3 or fewer ER) in his last 22 outings...He pitched 6.0 or more innings in 25 of his 34 starts and 7.0 or more frames 12 times...Continued his dominance in the final month of the season, going 4-1 with a no decision in September and a 3.19 ERA...On 4/22 at Cleveland he reached the 1,000 career innings pitched plateau...Finished the year T4th in the league with 6 complete games...Tossed three straight CG, 6/17-27...The game on the 17th was a six-inning tie game against Texas...Scott continued his career-long pattern of being a ground ball pitcher...He led the AL with 1.5 GIDP induced per 9 IP...In addition, his 2.76 Ground Ball to Fly Ball Ratio was the best in the league...Erickson threw only 3.50 pitches per batter in 1996, second lowest in the league behind only Cleveland's Hershisier (3.36).

1995: Began the season with the Minnesota Twins before being acquired by the Orioles in a 7/7 trade...Finished the season T2nd in the league with seven complete games and T3rd with two shutouts...All seven complete games and both shutouts came with the Orioles...Furthermore, his run support of 6.78 runs per nine innings pitched was the third best in the league...Erickson induced 1.2 GIDPs per nine innings pitched, the third best ratio in the AL...He averaged 3.58 pitches per batter, the fifth fewest in the league...On 8/21 at Seattle, Erickson made his first relief appearance since 1990 as he

allowed one earned run on two hits in one inning of work...Ended the year strongly, winning his last five decisions...In September he made five starts and was 4-0 with four complete games and a 1.47 ERA...Tossed a pair of three-hit shutouts...The first came on 9/5, the night Ripken tied Gehrig's consecutive games played streak...On that night, Scott blanked the Angels 8-0 at Oriole Park...The other was in his last start of the year, 9/27 at Toronto, defeating the Jays 7-0.

1994: Tossed first career no-hitter, 4/27 against the Brewers...American League Player of the Week for 4/25-5/1...Second CG of the year came on 5/8 at Texas...Won consecutive games for the first time since 9/13-18/92 (span of 44 starts), 5/8 & 5/14...Recorded career-high 10 strikeouts on 5/14 against the Orioles...Was on the disabled list 5/15-31 with strained right oblique muscles...Pitched 6+ innings in 15 of 23 starts with eight quality starts...Tied for league lead in hit batsmen (9), T3rd in losses, tied for T5th in wild pitches (10), was 8th in hits allowed.

1993: Was on disabled list 4/3-18 with strained left oblique muscles...Pitched Twins first complete game of the season, snapping major league record of 103 consecutive starts without one, but was a 5-4 loser on 8/4 vs the Red Sox...Pitched 6+ innings in 25 of 34 starts and had 12 Quality Starts...Led the league in losses while recording the second most losses in franchise history (Pedro Ramos lost 20 in 1961)...Allowed most hits and runs in majors...T5th in the league with 10 hit batsmen and T6th in games started.

1992: Made first Opening Day start and received a no-decision 4/6 at Milwaukee...Won six of eight decisions, 5/3-6/28...Pitched a one-hitter, 7/24 at Boston, allowing just a second inning single to Brunansky...Tossed fifth career shutout on 8/2 vs Milwaukee...Allowed just four singles in sixth career shutout, 8/23 vs Toronto...Pitched 6+ innings in 21 of 32 starts...Paced the Twins in shutouts and hit batsmen (8).

1991: In his finest season, Scott was runner-up to Roger Clemens in the AL Cy Young Award balloting, notching three of seven first place votes that did not go to Clemens and receiving 56 points (Clemens-119)...Lost first two starts of the season as Twins were blanked at Oakland on 4/11 and again on 4/16 at Seattle...Won first of a career-best 12 straight, 4/21 at California...Tossed first big league shutout 4/26 against the Mariners...Second straight shutout came in the form of a two-hitter, 5/1 vs Boston...Pitched 8.1 scoreless innings on 5/7 before a Brunansky homer snapped his scoreless innings streak at 30.1 (tied Frank Viola club record set in '88)...Beat Texas 3-0 on 5/28, snapping the Rangers 14-game winning streak...Was American League Pitcher of the Month for May, posting a 5-0 record with a 1.36 ERA...Won major league high 12th consecutive game, pitching fourth complete game (2-hitter) and third shutout of the season, 6/24 at New York...Was on disabled list 6/30-7/15 with a strained right elbow...Tied for most wins in majors and was 2nd in the league in winning percentage (.714) and T2nd with three shutouts...Left Game 6 of the World Series with a 3-2 lead in the seventh inning but received a no decision in the Twins 4-3, 11-inning win...Rated second best pitcher in the league behind Roger Clemens and pitcher with the second best slider in a mid-season poll by *Baseball America*...Voted Best pitching prospect in the American League by *Baseball Digest* and a *Toronto Star* managers poll.

1990: Twins Minor League Player of the Week for 6/10-16...Twins Minor League Pitcher of the Month for June, going 3-0 with a 1.88 ERA...At Orlando he led league's starting pitchers in fewest baserunners per game (9.27) and was 2nd in batting average against (.205)...Named league's Best Pitching Prospect in manager's poll and was the right-handed pitcher on the All-Star Team...Contract purchased by Minnesota on 6/21...Made major league debut on 6/25 vs Texas and won a 9-1 decision...First complete game came on 9/8 vs Cleveland...Won five of last six starts...Was 5-0 with a 1.35 ERA in September.

1989: Recorded 11 strikeouts in professional debut, 6/30 vs Bakersfield...Worked eight shutout innings in each of his first two starts in the California League...Was Twins Minor League Player of the Week for 7/3-9.

PERSONAL/MISCELLANEOUS

Single...Drafted by the Mets in the 36th round of the 1986 draft and again by Toronto in the 34th round of the 1988 draft but did not sign...Was fourth round selection of the Twins in the 1989 June Draft...Was originally signed by Clair Rierson of the Twins...1986 graduate of Homestead High School in Cupertino, CA where he played baseball, football and soccer...A graduate of San Jose City College, earning Player of the Year honors in Golden State Conference and All-State and Junior College All-America recognition...Attended the University of Arizona...In 1989 he tied for the lead among NCAA pitchers with 173 innings pitched and a school record 18 wins...Named Pac-10 Southern Division co-MVP and was the right-handed pitcher on *Baseball America's* All-America Team...In 1996 and 1997 he served as Schools Now spokesman, a school-based fundraising effort which raised over \$1 million for local schools through the sale of coupon books...His community involvement also includes assisting in Cystic Fibrosis "65 Roses" as an Honorary Chairman...Scott served as the Oriole Summer Reading spokesperson in 1999...For the last three seasons, he has purchased more than 1,000 tickets for non-profit, charitable youth groups under a ticket program called "The Erickson Zone"...Last year he participated in singer Garth Brooks' "Touch 'Em All Foundation," one of several players to make personal challenge contributions...In May 2000, he became the only baseball player and one of only three athletes named to *People* magazine's "50 Most Beautiful People" for 2000.

YEAR	CLUB	W	L	ERA	G	GS	CG	SHO	SV	IP	H	R	ER	HR	HB	BB	IBB	SO	WP	BK
1989	Visalia-1	3	4	2.97	12	12	2	0	0	78.2	79	29	26	3	0	22	0	59	3	4
1990	Orlando	8	3	3.03	15	15	3	1	0	101.0	75	38	34	3	5	24	0	89	4	1
	MINNESOTA	8	4	2.67	19	17	1	0	0	113.0	109	49	36	9	5	51	4	53	3	0
1991	MINNESOTA	20	8	3.18	32	32	5	3	0	204.0	189	80	72	13	6	71	3	108	4	0
1992	MINNESOTA	13	12	3.40	32	32	5	3	0	212.0	197	86	80	19	8	83	3	101	6	1
1993	MINNESOTA	6	19	5.19	34	34	1	0	0	218.2	266	138	126	17	10	71	1	116	5	0
1994	MINNESOTA	6	11	5.44	23	23	2	1	0	144.0	173	95	87	15	9	59	0	134	10	0
1995	MINNESOTA	4	6	5.95	15	15	0	0	0	87.2	102	61	58	11	4	32	0	45	1	0
	BALTIMORE-2	9	4	3.89	17	16	7	2	0	108.2	111	47	47	7	1	35	0	81	2	2
1996	BALTIMORE	13	12	5.02	34	34	6	0	0	222.1	262	137	124	21	11	66	4	100	1	0
1997	BALTIMORE	16	7	3.69	34	33	3	2	0	221.2	218	100	91	18	5	61	5	131	11	0
1998	BALTIMORE	16	13	4.01	36	36	11	2	0	251.1	284	125	112	23	13	69	4	160	4	0
1999	BALTIMORE	15	12	4.81	34	34	6	3	0	230.1	244	127	123	27	11	99	4	100	10	0
2000	Frederick	0	0	2.73	1	1	0	0	0	6.2	3	2	2	0	0	1	0	5	0	0
	Bowie	0	0	0.00	1	1	0	0	0	7.0	4	0	0	0	0	0	0	5	1	0
	BALTIMORE	5	8	7.87	16	16	1	0	0	92.2	127	81	81	14	5	48	0	41	3	0
Minor Lg. Totals		11	7	2.89	29	29	5	1	0	193.1	161	69	62	6	5	47	0	138	8	5
BALTIMORE Totals		74	56	4.62	171	169	34	9	0	1127.0	1246	617	578	108	46	378	17	625	31	2
American League		135	116	4.43	329	322	48	16	0	2106.1	2281	1126	1037	191	88	745	28	1152	60	3
National League		-	-	-	-	-	-	-	-	-	-	-	-	-	-	-	-	-	-	-
ML Totals		135	116	4.43	329	322	48	16	0	2106.1	2281	1126	1037	191	88	745	28	1152	60	3

1-Selected by Minnesota in the 4th round of the June 1989 First Year Player Draft

2-Acquired from the Twins for RHP Scott Klingenbeck and OF Kiniera Barrios on July 7, 1995

DIVISION SERIES

YEAR	CLUB	W	L	ERA	G	GS	CG	SHO	SV	IP	H	R	ER	HR	HB	BB	IBB	SO	WP	BK
1996	Bal vs Cle	0	0	4.05	1	1	0	0	0	6.2	6	3	3	1	0	2	0	8	0	0
1997	Bal vs Sea	1	0	4.05	1	1	0	0	0	6.2	7	3	3	0	0	2	0	5	0	0
Totals		1	0	4.05	2	2	0	0	0	13.1	13	6	6	1	0	4	0	12	0	0

LCS

YEAR	CLUB	W	L	ERA	G	GS	CG	SHO	SV	IP	H	R	ER	HR	HB	BB	IBB	SO	WP	BK
1991	Min vs Tor	0	0	4.50	1	1	0	0	0	4.0	3	2	2	1	0	5	0	2	0	0
1996	Bal vs NYY	0	1	2.38	2	2	0	0	0	11.1	14	9	3	3	0	4	0	8	0	0
1997	Bal vs Cle	1	0	4.26	2	2	0	0	0	12.2	15	7	6	2	0	1	0	8	0	0
Totals		1	1	3.54	5	5	0	0	0	28.0	32	18	11	6	0	10	0	16	0	0

WORLD SERIES

YEAR	CLUB	W	L	ERA	G	GS	CG	SHO	SV	IP	H	R	ER	HR	HB	BB	IBB	SO	WP	BK
1991	Min vs Atl	0	0	5.06	2	2	0	0	0	10.2	10	7	6	2	1	4	0	5	0	0
Totals		0	0	5.06	2	2	0	0	0	10.2	10	7	6	2	1	4	0	5	0	0

ERICKSON'S NO-HITTER

On April 27, 1994, Scott became the third Twins hurler to pitch a nine-inning no-hitter and just the second (Jack Krack, 8/26/62) to throw a scoreless nine-inning game with no hits (Dean Chance no-hit the Indians on 8/25/67 but won 2-1), when he beat Milwaukee 6-0 in Minnesota. He faced 31 batters retiring 15 on ground balls (1 GDP), five on fly balls, five on strikeouts and one on a in-out, including four walks and one hit batter. He threw 129 pitches, 71 for strikes. It was the second of three no-hitters during the '94 season: Kent Mercker no-hit the Dodgers on April 9 while with Atlanta and Texas' Kenny Rogers tossed a perfect game vs California on July 23. It was the first no-hitter in the 13-year history of the Metrodome and just the second time a pitcher carried a no-hitter into the ninth inning in the Metrodome (Baltimore's Eric Ball went eight innings plus a batter in the 9th on 5/5/87). It was the 11th no-hitter in a domed stadium and just the fourth indoor no-hitter in the AL (two at Seattle Kingdome and one at Toronto Skydome).

Copyright © 2001 by The National Baseball Club of the United States of America. All rights reserved. No part of this publication may be reproduced, stored in a retrieval system, or transmitted, in any form or by any means, electronic, mechanical, photocopying, recording, or by any information storage and retrieval system, without permission in writing from the National Baseball Club of the United States of America. Printed in the United States of America. 01/01/01

	2000 SEASON										LIFETIME									
	ERA	W-L	SHO	G	IP	H	ER	HR	ERA	W-L	SHO	G	IP	H	ER	HR	ERA	W-L	SHO	G
Total	7.87	5-8	0	16	92.2	127	81	14	4.43	135-116	16	326	2106.1	2281	1037	191				
Home	8.47	3-3	0	8	34.0	45	32	6	4.27	74-52	9	160	1069.0	1134	507	89				
Away	7.52	2-5	0	10	58.2	82	49	8	4.60	61-64	7	166	1037.1	1147	530	102				
Ana	7.62	1-1	0	2	12.2	20	11	2	3.89	16-5	0	25	175.2	181	76	12				
Bal	-	-	-	-	-	-	-	-	4.30	4-6	0	14	88.0	78	42	10				
Bos	9.58	1-1	0	2	10.1	13	11	3	3.77	12-11	2	29	195.2	195	82	15				
CWS	-	-	-	-	-	-	-	-	6.79	3-11	0	20	122.0	166	92	14				
Cle	-	-	-	-	-	-	-	-	4.83	8-10	0	22	136.0	172	73	18				
Det	-	-	-	-	-	-	-	-	3.89	16-4	1	24	157.1	153	68	15				
KC	-	-	-	-	-	-	-	-	3.89	11-6	0	21	138.2	151	60	10				
Min	-	-	-	-	-	-	-	-	3.20	8-2	4	12	90.0	75	32	3				
NYN	8.15	1-1	0	3	17.2	23	18	1	4.79	8-9	1	24	157.2	179	84	11				
Oak	4.50	1-0	0	1	6.0	6	3	1	4.67	6-7	1	22	133.0	152	69	15				
Sea	12.80	0-1	0	1	5.0	9	7	1	4.94	10-10	1	25	149.1	170	82	16				
TB	2.25	0-1	0	1	8.0	8	2	0	4.82	2-4	1	6	39.0	51	20	1				
Tex	4.85	1-0	0	2	13.0	11	7	2	4.58	10-6	0	26	159.0	181	81	20				
Tor	23.63	0-1	0	1	2.2	12	7	1	3.86	8-12	2	23	156.2	161	68	14				
PRE ASG	7.22	4-6	0	13	77.1	104	62	11	4.72	69-63	6	174	1117.0	1232	566	107				
POST ASG	11.15	1-2	0	3	15.1	23	19	3	4.10	66-53	10	152	989.1	1049	451	84				
Man/Pr	-	-	-	-	-	-	-	-	4.56	11-23	2	39	240.1	279	133	21				
May	7.48	2-1	0	6	27.2	41	23	4	4.73	28-18	3	55	336.0	366	167	36				
June	6.00	1-5	0	6	38.0	49	32	7	4.76	24-19	1	60	392.0	448	208	37				
July	6.07	2-2	0	5	29.0	37	26	3	4.39	24-22	1	63	394.0	441	162	43				
August	-	-	-	-	-	-	-	-	4.82	21-23	4	56	351.0	396	168	34				
Sept/Oct	-	-	-	-	-	-	-	-	3.11	29-13	5	53	373.0	351	129	20				
All	10.50	0-1	0	1	6.0	11	7	1	5.14	1-1	0	3	21.0	26	12	4				
Fla	-	-	-	-	-	-	-	-	4.58	1-0	0	3	17.2	17	9	1				
Mon	-	-	-	-	-	-	-	-	0.93	1-0	0	2	9.2	6	1	0				
NYM	10.13	0-1	0	1	5.1	6	6	2	6.00	0-1	0	2	12.0	13	6	2				
Phi	6.00	0-0	0	1	6.0	8	4	0	3.93	2-1	0	5	34.1	40	15	0				

LIFETIME BY BALLPARK

SCOTT ERICKSON

	W	L	S	ERA	G	IP	H	ER	HR
Edison International Field	8	1	0	3.13	10	72.0	65	25	6
Memorial Stadium	1	1	0	4.20	3	15.0	11	7	1
Orion Park at Camden Yards	39	26	0	4.28	83	568.0	591	271	52
Fenway Park	7	8	0	4.33	16	99.2	113	48	12
Comiskey Park	1	5	0	7.58	9	50.0	73	42	3
Jacobs Field	0	6	0	6.08	7	38.0	61	35	9
Kauffman Stadium	4	2	0	4.28	6	48.1	62	23	7
Metroland	40	30	0	4.10	87	671.1	599	260	44
Yankee Stadium	4	4	0	3.68	12	83.2	78	34	2
Network Associates Coliseum	4	5	0	4.03	12	76.0	83	34	7
Safeco Field	0	1	0	12.60	1	5.0	9	7	1
Tropicana Field	1	2	0	3.38	3	18.2	21	7	0
Ballpark in Arlington	5	2	0	5.26	10	63.1	80	37	6
SkyDome	3	8	0	4.94	13	82.0	90	45	9
NATIONAL LEAGUE									
Turner Field	0	0	0	4.50	1	6.0	8	3	1
Pro Player Stadium	1	0	0	4.50	2	12.0	9	6	1
Shea Stadium	0	1	0	6.00	2	12.0	13	8	2
Veterans Stadium	1	0	0	3.38	3	21.1	22	8	0

BATTING RECORD

YEAR	CLUB	AVG	AB	R	H	2B	3B	HR	RBI	SH	SB	BB	SO	CS	GDP	SLG	OBP
2000 Totals		.400	5	2	2	3	1	0	0	1	0	0	0	0	0	.800	.400
Career Totals		.133	15	2	2	3	1	0	1	4	0	4	6	0	0	.200	.316
Post Season Totals		.000	2	1	0	0	0	0	0	0	0	0	0	1	0	.000	.000

71 MIGUEL FELIX

RHP—NON-ROSTER INVITEE



Full Name: Miguel Juan Felix
Born: December 30, 1976
Opening Day Age: 24
Height: 6'3" **Weight:** 180
Bats: R **Throws:** R
Birthplace/Residence: Born and resides in La Romano, DR
Contract Status: Signed through 2001
M.L. Service: None
Acquired: July 29, 2000; from the Chicago White Sox along with CA Brook Fordyce, RHP Juan Figueroa and RHP Jason Lakman in exchange for CA Charles Johnson and DH Harold Baines

2000

- Began season at Class A Winston-Salem in Carolina League before being traded to the Orioles on July 29 and being assigned to O's Frederick affiliate in the same league.
- Posted an 0-0 record in 38 games combined between Winston-Salem and Frederick with a 9.06 ERA (46.2 IP, 47 ER)...All of his appearances were in relief, and he finished 14 games.
- Struck out at least one batter in his first 10 games and 20 of 27 games with Winston-Salem...Struck out at least one batter in his first 4 games with Frederick and none after that, K'ing 37 total on the season with 32 walks.
- Allowed earned runs on 18 occasions, including 13 appearances yielding more than one ER...Gave up season-high 7 runs in his next-to-last outing, August 24 vs. Salem, in 2 innings of work (7 H, 2 BB, 1 HR).
- Allowed 5 runs without giving up a hit or retiring a batter for Frederick on August 19 vs. Potomac...Walked 3 and hit 2 batters, forcing in 2 runs before subsequent relievers allowed hits to bring the last 3 runs in.
- Had a 9.25 ERA for Winston-Salem through June 15...Allowed only 1 hit and 2 walks over his next 6 outings, June 30-July 17, pitching 7.1 scoreless innings...Gave up 5 runs over 3.2 innings in his last 3 appearances for W-S before trade.
- In his first 4 outings for Frederick, he gave up 3 runs over 7 innings...Was touched for 14 runs in 4.1 innings over his final 4 outings for the Keys.
- Spent three weeks at Orioles' Fall Instructional League camp in Lakeland, FL, following the season.

PRO CAREER

- 1999: Combined to go 1-2 with a 6.44 ERA (42 ER/58.2 IP) in 39 games between Class A Winston-Salem and Class A Burlington...Spent the majority of the season at Burlington...Lowered his ERA from 7.86 to 1.93 after being promoted to Winston-Salem.
- 1998: Spent most of the season at Class A Hickory, ranking second on the team in starts (19) and complete games (one)...Also appeared in five games at Advanced Rookie Bristol...Combined to average 8.2 strikeouts per 9.0 IP (109 SO/119.0 IP).
- 1997: Spent the majority of the season at Advanced Rookie Bristol.
- 1996: Made 10 quality starts in 12 outings at Sarasota in the GCL... Averaged 7.9 strikeouts per 9.0 IP (64 SO/73.1 IP)...Yielded just two home runs, an average of 0.25 per start.
- 1995: Spent the season in the Dominican Summer League.
- 1994: Made his professional debut at Sarasota in the Rookie level Gulf Coast League, appearing in five games.

PERSONAL/MISCELLANEOUS

Originally signed by the White Sox as a non-drafted free agent 1/7/94...Was recommended and signed by scouts Mike Sgobba and Denny Gonzalez.

YEAR	CLUB	W	L	ERA	G	GS	CG	SHO	SV	IP	H	R	ER	HR	HB	BB	IBB	SO	WP	BK
1996	White Sox-1	3	6	3.31	12	12	1	0	0	73.1	73	39	27	2	5	19	0	64	2	3
1997	White Sox	0	0	1.50	3	2	0	0	0	12.0	10	3	2	0	0	2	0	10	1	0
	Bristol	2	5	7.51	11	10	0	0	0	50.1	78	52	42	7	7	22	0	38	5	2
1998	Hickory	3	11	6.47	21	19	1	0	0	37.1	111	90	70	13	6	64	0	88	13	1
	Bristol	1	1	4.57	5	4	0	0	0	21.2	20	16	11	2	4	15	0	23	3	0
1999	Burlington	0	2	7.86	30	0	0	0	0	44.2	60	52	39	3	7	39	0	29	15	1
	Winston-Salem	1	0	1.93	9	0	0	0	1	14.0	11	6	3	1	5	7	0	7	2	0
2000	Winston-Salem	0	0	7.64	27	0	0	0	0	35.1	39	32	30	2	6	21	0	32	9	0
	Frederick-2	0	0	13.50	8	0	0	0	0	11.1	18	17	17	3	6	11	0	5	0	0
	Minor Lg. Totals	10	25	6.03	126	47	2	0	1	380.0	420	309	241	33	46	200	0	294	50	7
	BALTIMORE Totals	-	-	-	-	-	-	-	-	-	-	-	-	-	-	-	-	-	-	-
	American League	-	-	-	-	-	-	-	-	-	-	-	-	-	-	-	-	-	-	-
	National League	-	-	-	-	-	-	-	-	-	-	-	-	-	-	-	-	-	-	-
	ML Totals	-	-	-	-	-	-	-	-	-	-	-	-	-	-	-	-	-	-	-

1-Signed by the Chicago White Sox as a non-drafted free agent on January 7, 1994

2-Acquired by the Orioles along with CA Brook Fordyce, RHP Juan Figueroa and RHP Jason Lakman in exchange for CA Charles Johnson and DH Harold Baines

70 JUAN FIGUEROA

RHP



Full Name: Juan B. Delacruz Figueroa

Born: June 24, 1979

Opening Day Age: 21

Height: 6'3"

Weight: 150

Bats: R

Throws: R

Birthplace/Residence: Born in Santo Domingo, DR...Resides in Santo Domingo, DR

Contract Status: Signed through 2001

M.L. Service: None

Acquired: July 29, 2000; from the Chicago White Sox along with CA Brook Fordyce, RHP Miguel Felix and RHP Jason Lakman in exchange for CA Charles Johnson and DH Harold Baines

2000

- Began season in Chicago White Sox organization before being acquired by Orioles in July 29 trade along with CA Brook Fordyce and fellow minor league RHPs Miguel Felix and Jason Lakman in exchange for CA Charles Johnson and DH Harold Baines.
- Combined to go 8-9 with a 4.42 ERA (146.2 IP, 72 ER) in 26 games between Class A Winston-Salem and AA Birmingham and Bowie...Struck out 149 batters and walked 53.
- Began season at Winston-Salem...Struck out 5 and walked one in 2 innings of relief in his first outing April 12 vs. Wilmington.
- Pitched 4 innings and earned win in relief in his 2nd outing, April 15 at Frederick...Won his first 2 starts to run record to 3-0 and was 4-2 with a 2.76 ERA (42.1 IP, 9 ER) before allowing 14 runs in his final 2 starts.
- Was promoted to Birmingham on May 25...His 2 wins for the Barons came in back-to-back starts, July 2 at Tennessee and July 8 at Carolina, with 14.2 shutout innings (7 H, 3 BB).
- Started 9 games before pitching in relief in his final outing for Barons before being traded to Orioles...Won his first start for Baysox on August 3, beating New Britain at Bowie.
- Struck out 10 batters twice, for Winston-Salem on May 14 vs. Lynchburg and for Birmingham on July 2 at Tennessee, both in 7-inning outings...Also K'd 9 batters on 4 occasions, including twice for Bowie.
- Spent three weeks at Orioles' Fall Instructional League camp in Lakeland, FL following the season.

PRO CAREER

1999: Combined to go 10-9 with a 3.83 ERA (73 ER/171.2 IP) and 189 strikeouts in 27 games (26 starts) between Class A Burlington and Winston-Salem...Led White Sox organization in innings pitched and strikeouts, ranked 4th in complete games (3), 5th in wins and 8th in ERA...His 189 strikeouts were 5th among all minor leaguers...Also ranked among Class A pitching leaders in strikeouts (3rd), strikeouts per 9.0 IP (8th, 9.9) and innings pitched (10th)...Was an All-Teen honorable mention selection by Howe SportsData...Spent most of the season with Burlington and ranked 6th in the Midwest League with a 3.12 ERA...Averaged 9.9 strikeouts and 3.2 walks (61 BB) per 9.0 IP...Posted a 3.1:1 strikeout-to-walk ratio...Went 3-0 with a 1.56 ERA (4 ER/23.0 IP) and 28 strikeouts from 5/26-6/6...Struck out 13 in a complete-game victory on 6/6 vs. Cedar Rapids...Earned a late-season promotion to Winston-Salem.

1998: Named the No. 6 Prospect in the Appalachian League in a postseason poll by Baseball

78

America...Led the Appy and finished second among short season pitchers with 102 strikeouts at Advanced Rookie Bristol...His average of 11.5 strikeouts per 9.0 IP (80.0 IP) ranked 10th among rookie leaders...Tied for the league with two complete games...Posted a 4.6:1 strikeout to walk ratio (22 BB)...Tied for team lead in complete games, wins (5), IP and starts (13)...Named Appalachian League Pitcher of the Week for 8/3-9.

1997: Ranked fourth in the Gulf Coast League with 64.1 IP at Rookie level Sarasota...Led the staff with 10 starts.

1996: Spent the season in the Dominican Summer League.

PERSONAL/MISCELLANEOUS

Signed by the White Sox as a non-drafted free agent on 12/21/95...Was signed by scout Juan Bernhardt.


YEAR	CLUB	W	L	ERA	G	GS	CG	SHO	SV	IP	H	R	ER	HR	HB	BB	IBB	SO	WP	BK
1997	White Sox-1	1	4	3.36	11	10	0	0	0	64.1	66	31	24	4	7	14	0	43	1	0
1998	Bristol	5	5	5.06	13	13	2	1	0	80.0	87	58	45	14	4	22	0	102	4	1
1999	Burlington	8	4	3.12	17	16	2	0	0	115.1	100	51	40	8	5	44	0	139	4	1
	Winston-Salem	2	5	5.27	10	10	1	0	0	56.1	67	47	33	2	2	19	0	50	3	0
2000	Winston-Salem	4	4	4.67	9	7	1	0	0	52.0	58	30	27	3	3	8	0	65	3	0
	Birmingham	2	3	3.40	10	9	0	0	0	55.2	57	25	21	4	6	24	0	42	3	1
	Bowie-2	2	2	5.54	7	7	0	0	0	39.0	46	24	24	3	2	21	2	42	3	0
	Minor Lg. Totals	24	27	4.16	77	72	6	1	0	462.2	481	296	214	38	29	152	2	483	21	3
	BALTIMORE Totals	-	-	-	-	-	-	-	-	-	-	-	-	-	-	-	-	-	-	-
	American League	-	-	-	-	-	-	-	-	-	-	-	-	-	-	-	-	-	-	-
	National League	-	-	-	-	-	-	-	-	-	-	-	-	-	-	-	-	-	-	-
	ML Totals	-	-	-	-	-	-	-	-	-	-	-	-	-	-	-	-	-	-	-

1-Signed by the Chicago White Sox as a minor league free agent on December 21, 1995

2-Acquired from the Chicago White Sox along with CA Brook Fordyce, RHP Miguel Felix and RHP Jason Lakman in exchange for CA Charles Johnson and DH Harold Baines on July 29, 2000

26 BROOK FORDYCE

CATCHER



Full Name: Brook Alexander Fordyce

Born: May 7, 1970

Opening Day Age: 30

Height: 6'0"

Weight: 190

Bats: R

Throws: R

Birthplace/Residence: Born in New London, CT...Resides in Stuart, FL

Contract Status: Signed through 2003

M.L. Service: 4 years, 75 days

Acquired: July 29, 2000; from the Chicago White Sox along with RHP Miguel Felix, RHP Juan Figueroa, and RHP Jason Lakman in exchange for CA Charles Johnson and DH Harold Baines...On November 10, 2000, signed a three-year contract with an option for 2004

GAME HIGHS, STREAKS, & SLAMS

HITS: 4, four times, most recently September 26, 2000 vs. Toronto. **RUNS:** 4, September 26, 2000 vs. Toronto. **DOUBLES:** 2, four times, most recently September 15, 2000 vs. Seattle. **TRIPLES:** 1, twice, most recently July 27, 2000 at Anaheim. **HR:** 2, twice, June 30, 2000 vs. Boston and August 1, 2000 vs. Minnesota. **RBI:** 4, twice, most recently October 1, 1999 vs. Minnesota. **WALKS:** 2, seven times, most recently August 14, 2000 vs. Chicago White Sox. **SB:** 1, four times, most recently September 21, 1999 at New York Yankees...**HITTING STREAK:** 7 games, twice, most recently September 8-15, 2000 and May 8-15, 1999. **GRAND SLAMS:** None

2000

- Appeared in 40 games for the Chicago White Sox before being acquired along with 3 minor league pitchers in exchange for CA Charles Johnson and DH Harold Baines on July 29...Took a "red-eye" flight from California to arrive for the Orioles game the next day, a Sunday, and had 2 hits and scored twice in his Orioles debut that day against Cleveland.
- Between the White Sox and Orioles, he posted a career high .301 average with 14 home runs and matched his career high with 49 RBI...Was 5th among American League catchers with a .507 slugging percentage.
- Began the season on the disabled list, missing all of spring training and the first 43 games of the sea-

79

son after suffering a broken bone in his left foot in a Sox intrasquad game on February 29...Played 17 games on rehab assignment at AAA Charlotte.

- Homered in his 2nd at-bat for Chicago after returning on May 23 vs. the New York Yankees.
- Hit safely in 13 of first 16 games with Orioles, batting .400 (24-60)...Overall, hit safely in 37 of 53 games with an at-bat with the Orioles.
- Batted .346 (71-205) with 11 HR and 28 runs scored over his final 63 games of the year, beginning July 19...Hit .337 in 27 games in September, including .377 (23-61) over his last 17 games.
- Homered in back-to-back starts 3 times on the year - September 1 & 3 at Cleveland, August 12-13 at KC and July 19 & 21...Had the first 2 multi-homer games of his career, with 2 homers June 30 vs. Boston and August 1 vs. Minnesota.
- Matched his career high with 4 hits and set a career high with 4 runs in the Orioles' 23-1 victory over Toronto on September 28...Matched his career high with 7 game hitting streak, September 8-15.
- Was 9-for-58 (15.5%) throwing out would-be basestealers, including 3-for-36 (8%) with the Orioles...In his career, he has thrown out 44 of 209 base stealers (21.1 %).
- Ranked 2nd among AL catchers with a .993 fielding percentage...Orioles pitchers posted a 4.54 ERA with Foydyce behind the plate and a 5.73 ERA for all other pitchers.
- Was signed through 2001 with an option for 2002, but on November 10, the Orioles renegotiated his contract, signing him to a 3-year deal with an option for the 2004 season.

PRO CAREER

1999: Established career highs in every offensive category, including average (.297), home runs (nine) and RBI (49) with the Chicago White Sox in his first American League season...His .297 average was the 2nd-highest among American League catchers behind Texas' Ivan Rodriguez (minimum 300 PA) and was the highest by a White Sox catcher since Duane Josephson hit .316 in 1970...Was batting .350 on 6/22...Hit above .300 in 3 of 6 calendar months, including a .390 (23-59) mark in May...Batted .310 (57-184) before the All-Star Break and .282 (42-149) after the break...Recorded 24 multi-hit games, including 3 four-hit efforts...Twice drove in a career-high 4 runs...Compiled a career-high 7-game hitting streak from 5/8-5/19 (.458, 11-24)...Collected five straight hits vs. Minnesota, 6/20-6/22...Batted .298 (25-84) with runners in scoring position and was 13-40 (.325) with runners in scoring position and 2 out...Batted .340 (16-47) with 3 home runs and 14 RBI over his final 15 games...Hit a combined .462 (24-52) with 5 2B, 3 HR and 16 RBI vs. AL division winners Cleveland and Texas...Threw out 17 of 76 (21.8%) of opposing runners, 10th in the league.

1998: Made his second straight Opening Day roster with Cincinnati...Made 44 starts...Throw out 13 of 40 (32.5%) opposing base stealers...Guided Reds pitchers to a 22-22 record with a 3.91 ERA in his starts...Was on disabled list from 7/13-8/11 with a bruised left shoulder suffered in a collision at home plate with Arizona's Karim Garcia on 7/12...Collected three hits on 6/23 vs. Kansas City and three RBI on 9/11 vs. Arizona...Started 10 of Reds final 15 games, hitting .290.

1997: Made 24 starts, including 23 at catcher, with the Reds...Hit his first major-league home run on 5/19 vs. San Diego off Pete Smith...Was on the disabled list from 7/16-8/4 with a strained left hip flexor...Stole his first base on 4/29 vs. the Mets and added another steal on 5/26 (G2) vs. Philadelphia...Threw out 5 of 33 baserunners attempting to steal (15.1 pct)...Played 12 games at AAA Indianapolis and pitching staff went 10-1 record with a 2.73 ERA in his 11 games at catcher.

1996: Made his major league debut with Cincinnati on 9/15 as a defensive replacement...Hit .286 (2-7) in 3 starts and recorded his first major league RBI on 9/22 vs. St. Louis...Was voted the top catcher in the American Association...Recorded career highs of 16 home runs and 64 RBI...Named Class AAA All-Star Game Most Valuable Player...Compiled an 11-game hitting streak (.375, 15-40) from 4/24-5/10...Hit .405 in April...Posted a 7-game hitting streak from 7/6-7/16 (.458, 11-24)...Hit 2 home runs on 8/19 at Omaha.

1995: Made his first ever Opening Day roster with the New York Mets...Collected his first major-league hit off Montreal's Jeff Fassero on 5/12...Played in 58 games with Class AAA Buffalo in the Cleveland Indians organization.

1994: Hit .262 (60-229) in his 2nd straight season at Class AAA Norfolk in the New York Mets organization...Season ended on 7/18 due to a staph infection in his left knee.

1993: Appeared in 116 games (114 starts) with Norfolk.

1992: Set career highs in virtually every offensive category at Class AA Binghamton...Threw out 41% (55-134) of opposing base stealers...Finished 2nd on team with a .278 average and 61 RBI.

1991: Named to the Florida State League mid and postseason All-Star teams at Class A St. Lucie.

1990: Tabbed the South Atlantic League's No. 5 Prospect by *Baseball America*...Spent the entire season at Class A Columbia where he led the SAL in slugging percentage (.478)...Finished 2nd in batting (.315) and doubles (29)...Selected to the SAL All-Star Team.

1989: Made his professional debut at Rookie Kingsport...Led Appalachian League catchers with a .991 fielding percentage...Named to the Appy All-Star and All-Rookie teams.

PERSONAL/ MISCELLANEOUS

Married to the former Jacqueline Gent on 10/26/95...Brook and Jaci have 2 daughters, Blake Alexandra (4/12/97) and Parker MacKenzie (1/23/01)...He is a 1989 graduate of St. Bernard High School in Uncasville, CT...Played baseball and football...Was originally signed by Paul Barreta of the New York

Mets...Worked with the Mercy Home Clinic in 1999 as part of the White Sox community relations efforts...Returned to Baltimore this past winter to take part in the annual Orioles FanFest.

YEAR	CLUB	AVG	G	AB	R	H	2B	3B	HR	RBI	SF	HBP	BB	IBB	SO	SB	CS	GDP	SLG	OBP		
1989	Kingsport-1	.327	69	226	45	74	116	15	0	9	38	3	2	1	30	1	26	10	6	3	.513	.405
1990	Columbia	.315	104	372	45	117	178	29	1	10	54	1	2	0	39	0	42	4	1	18	.478	.378
1991	St. Lucie	.239	115	406	42	97	143	19	3	7	55	0	6	4	37	2	50	4	5	7	.352	.305
1992	Binghamton	.278	118	425	59	118	181	30	0	11	61	3	6	4	37	1	78	1	2	13	.426	.337
1993	Norfolk	.269	116	409	33	106	137	21	2	2	41	3	6	5	26	3	62	2	2	10	.335	.307
1994	Norfolk	.262	66	229	26	60	88	13	3	3	32	2	1	1	19	1	28	1	0	9	.384	.320
1995	Buffalo-2	.250	58	176	18	44	57	13	0	0	9	3	0	2	14	0	20	1	0	2	.324	.313
	NEW YORK (NL)	.500	4	2	1	1	2	1	0	0	0	0	0	1	0	0	0	0	0	1.00	.667	
1996	Indianapolis-3	.275	107	374	48	103	177	20	3	16	64	1	4	1	25	3	56	2	1	5	.473	.319
	CINCINNATI	.266	4	7	0	2	3	1	0	0	1	0	0	0	3	0	1	0	0	.429	.500	
1997	Indianapolis	.234	12	47	7	11	19	2	0	2	6	0	0	1	5	0	6	1	1	3	.404	.321
	CINCINNATI	.208	47	96	7	20	28	5	0	1	8	0	1	0	8	1	15	2	0	0	.292	.267
1998	Indianapolis	.250	6	24	4	6	13	1	0	2	3	0	0	0	1	0	2	0	0	1	.542	.280
	CINCINNATI	.253	57	146	8	37	55	9	0	3	14	1	0	0	11	3	28	0	1	2	.377	.306
1999	CHICAGO (AL)-4	.297	105	333	36	99	153	25	1	9	49	3	2	3	21	0	48	2	0	5	.459	.343
	Charlotte	.239	17	67	9	16	27	5	0	2	12	0	1	0	8	0	13	0	1	2	.403	.316
2000	CHICAGO (AL)	.272	40	125	18	34	58	7	1	5	21	2	1	2	6	0	23	0	0	1	.464	.313
	BALTIMORE-5	.322	53	177	23	57	95	11	0	9	28	0	4	2	11	0	27	0	0	3	.537	.361
Minor Lg. Totals		.273	788	2755	306	752	1136	188	12	64	375	16	28	19	241	11	381	26	19	73	.412	.333
BALTIMORE Totals		.322	53	177	23	57	95	11	0	9	28	0	4	2	11	0	27	0	0	3	.537	.361
American League		.305	198	635	77	190	306	43	2	23	98	5	7	7	38	0	86	2	0	9	.377	.346
National League		.239	112	251	16	60	88	16	0	4	23	1	1	0	23	4	44	2	1	2	.351	.302
ML Totals		.282	310	886	93	250	394	59	2	27	121	6	8	7	61	4	142	4	1	11	.445	.331

1-Selected by New York (NL) in the third round of the First Year Player Draft.

2-Claimed by Cleveland off waivers from New York (NL) on May 15, 1995.

3-Signed by Cincinnati as a free agent on December 7, 1995.

4-Traded by Cincinnati to the White Sox for P Jake Meyer on March 25, 1999.

5-Traded to Baltimore along with RHP Miguel Felix, RHP Juan Figueroa and RHP Jason Lujan in exchange for CA Charles Johnson and DH Harold Baines on July 29, 2000.

	2000 SEASON										LIFETIME									
	AVG	AB	H	HR	RBI	AVG	AB	H	HR	RBI	AVG	AB	H	HR	RBI	AVG	AB	H	HR	RBI
Total	.301	302	91	14	49	.282	886	250	27	121	.282	886	250	27	121	.282	886	250	27	121
Home	.247	150	37	8	21	.275	425	117	17	56	.275	425	117	17	56	.275	425	117	17	56
Away	.355	152	54	6	28	.289	461	133	10	65	.289	461	133	10	65	.289	461	133	10	65
Ana	.476	21	10	0	0	.372	43	16	1	4	.372	43	16	1	4	.372	43	16	1	4
Bal	-	-	-	-	-	.381	21	8	1	3	.381	21	8	1	3	.381	21	8	1	3
Bos	.390	25	9	3	6	.319	47	15	3	7	.319	47	15	3	7	.319	47	15	3	7
CWS	.188	16	3	1	6	.143	21	3	1	6	.143	21	3	1	6	.143	21	3	1	6
Cle	.257	35	9	2	8	.348	66	23	5	18	.348	66	23	5	18	.348	66	23	5	18
Det	.288	21	6	0	2	.346	52	18	1	6	.346	52	18	1	6	.346	52	18	1	6
KC	.378	37	14	2	6	.333	72	24	3	10	.333	72	24	3	10	.333	72	24	3	10
Min	.308	26	8	3	4	.298	57	17	4	11	.298	57	17	4	11	.298	57	17	4	11
NYN	.296	27	8	1	9	.277	47	13	1	9	.277	47	13	1	9	.277	47	13	1	9
Oak	.250	12	3	1	2	.259	27	7	1	3	.259	27	7	1	3	.259	27	7	1	3
Sea	.422	14	6	0	2	.300	40	12	0	4	.300	40	12	0	4	.300	40	12	0	4
TB	.278	18	5	0	1	.242	33	8	1	4	.242	33	8	1	4	.242	33	8	1	4
Tex	.375	6	3	0	1	.444	36	16	0	7	.444	36	16	0	7	.444	36	16	0	7
Tor	.500	10	5	1	3	.259	27	7	1	3	.259	27	7	1	3	.259	27	7	1	3
PRE ASG	.233	86	20	3	17	.270	426	115	10	55	.270	426	115	10	55	.270	426	115	10	55
POST ASG	.329	216	71	11	32	.293	480	135	17	66	.293	480	135	17	66	.293	480	135	17	66
vs. Left	.347	72	25	6	18	.306	285	81	12	47	.306	285	81	12	47	.306	285	81	12	47
vs. Right	.287	230	66	8	31	.272	621	169	15	74	.272	621	169	15	74	.272	621	169	15	74
as DH	-	-	-	-	-	.333	3	1	0	0	.333	3	1	0	0	.333	3	1	0	0
as PH	.200	5	1	0	2	.212	33	7	0	4	.212	33	7	0	4	.212	33	7	0	4
Mar/Apr	-	-	-	-	-	.234	94	22	0	7	.234	94	22	0	7	.234	94	22	0	7
May	.125	16	2	1	6	.316	114	36	5	22	.316	114	36	5	22	.316	114	36	5	22
June	.278	54	15	2	10	.277	173	48	4	21	.277	173	48	4	21	.277	173	48	4	21
July	.302	63	19	2	5	.276	134	37	3	14	.276	134	37	3	14	.276	134	37	3	14
August	.313	80	25	5	16	.275	167	46	6	26	.275	167	46	6	26	.275	167	46	6	26
Sept/Oct	.337	89	30	4	12	.299	204	61	9	31	.299	204	61	9	31	.299	204	61	9	31
All	-	-	-	-	-	.222	9	2	0	0	.222	9	2	0	0	.222	9	2	0	0
Fla	-	-	-	-	-	.176	17	3	0	3	.176	17	3	0	3	.176	17	3	0	3
Mon	-	-	-	-	-	.227	22	5	0	1	.227	22	5	0	1	.227	22	5	0	1
NY	-	-	-	-	-	.364	11	4	0	0	.364	11	4	0	0	.364	11	4	0	0
Phi	-	-	-	-	-	.500	10	5	0	0	.500	10	5	0	0	.500	10	5	0	0

Source: BB in 1994 as New York (NL) SS. All other stats are from 1989-1999. *Indicates player was in the lineup for the game. *Indicates player was in the lineup for the game. *Indicates player was in the lineup for the game.

LIFETIME BY BALLPARK


BROOK FORDYCE	AVG	AB	H	HR	RBI
Edison International Field	.417	36	15	1	3
Orion Park at Camden Yards	.297	101	30	5	14
Fenway Park	.276	29	8	1	4
Comiskey Park	.257	226	58	8	34
Jacobs Field	.417	36	15	3	11
Comerica Park	.545	11	6	0	2
Kauffman Stadium	.278	36	10	2	7
Metrodome	.321	28	9	1	5
Yankee Stadium	.421	19	8	0	4
Newark Associates Coliseum	.000	5	0	0	0
Saleco Field	.200	10	2	0	2
Tropicana Field	.294	17	5	1	3
Ballpark in Arlington	.429	21	9	0	4
SkyDome	.200	10	2	0	0
NATIONAL LEAGUE					
Turner Field	.250	4	1	0	0
Pro Player Stadium	.333	3	1	0	2
Olympic Stadium	.143	14	2	0	0
Shea Stadium	.429	7	3	0	0
Veterans Stadium	.250	4	1	0	0

FIELDING

1B	PCT	G	PO	A	E	DP	PB
1995	.000	4	0	0	0	0	0
1996	1.000	4	18	0	0	0	0
1997	.983	30	162	12	3	1	2
1998	.978	54	288	20	7	3	0
1999	.987	103	561	30	8	5	4
2000	.993	92	564	33	4	4	5
Career	.987	283	1593	95	22	13	11

83 JAY GIBBONS

FIRST BASEMAN



Full Name: Jay Jonathan Gibbons
Born: March 2, 1977
Opening Day Age: 24
Height: 6'0" **Weight:** 200
Bats: L **Throws:** L
Birthplace/Residence: Born in Rochester, MI...Resides in Lakewood, CA
Contract Status: Signed through 2001
M.L. Service: None
Acquired: December 11, 2000; selected from Toronto Blue Jays in Rule 5 Draft

2000

- His .321 batting average led AA Tennessee and was 2nd in the Southern League...Led the league in slugging (.525) and extra base hits (58), was 2nd in doubles (38), total bases (249) and runs scored (85), 3rd in hits (152) and 4th in on-base percentage (.404).
- His average was 10th among all full-season minor league first basemen...Also ranked among the top AA batters in average (9th), hits (T12th, 152), doubles (7th, 38), extra base hits (T9th, 58), total bases (T10th, 249) and slugging percentage (9th, .525).
- Was starting first baseman in the AA All-Star Game.
- Hit .329 (47-143) with 5 home runs off left-handed pitchers and .317 (105-331) with 14 home runs off right handers.
- Had 48 multi-hit games, including 3 four-hit games and 14 three-hit games.
- Played 101 games at first base and 12 games in left field...Also was DH for 23 games.
- After batting .305 in April, hit only .229 (19-83) in May...Was batting .267, his lowest since opening day, through May 31 but hit .350 (108-309) the remainder of the season.
- Had best batting average in the minor leagues in June, hitting .435 (40-92)...In 66 games from June 1 through August 13, he batted .383.
- Following season, played for Lara Cardinales in Venezuelan Winter League...Batted .305 (40-131) in 40 games, with 8 doubles, 4 home runs and 23 RBI.

PRO CAREER

1999: Spent season at Class A level, split between Hagerstown and Dunedin...Combined to hit .308 (155-504), 6th in Blue Jays organization...Was 2nd in organization in home runs (25) and RBI (108)...Was named to South Atlantic All-Star team as DH at Hagerstown...Was 2nd on Suns with 16 home runs and 4th in RBI despite just 292 at bats and 71 games...Reached base by hit or walk in 34 consecutive games, 5/1-6/4, with Hagerstown...Combined for 44 multi-hit games...Had 10-game hitting streak with Hagerstown and an 11-game streak with Dunedin...Played for Rancho Cucamonga in the post-season California Fall League and hit .323 (40-124) with 24 RBI in 35 games.
 1998: Earned Pioneer League triple crown and MVP award with .397 batting average, 19 homers and a

league-record 98 RBI for Rookie-level Medicine Hat...His .397 average topped all hitters in Blue Jays organization...Split time between first base and DH...Was rated 10th best prospect in league by Pioneer managers...Was named Howe Sports Data's "Star of Stars Award" winner for Pioneer League, being named league Player of the Week 3 times...Was named to Pioneer League All-Star team as well as *Baseball America's* Short-Season All-Star team...Was Blue Jays Organization Player of the Month for July, batting .385 with 10 homers and 48 RBI.

PERSONAL/MISCELLANEOUS

Single...Is a 1995 graduate of Mayfair HS in Lakewood, CA, where he played baseball, football and soccer...Attended Cal State-Los Angeles, where he was a 3-time All-Conference and All-Region baseball player...Was signed by Toronto scout Bill Moore after being the Blue Jays' 14th round pick in the 1999 First Year Player Draft.

YEAR	CLUB	AVG	G	AB	R	H	TB	2B	3B	HR	RBI	SH	SF	HBP	BB	IBB	SO	SB	CS	GDP	SLG	OBP
1998	Medicine Hat-1	.397	73	200	66	115	203	29	1	19	98	0	9	3	37	1	25	2	1	7	.700	.457
1999	Hagerstown	.305	71	292	53	89	161	20	2	16	69	0	5	1	32	1	56	3	0	12	.551	.370
	Dunedin	.311	80	212	34	66	107	14	0	9	39	0	1	0	25	0	38	2	1	4	.505	.382
2000	Tennessee	.321	132	474	85	152	249	38	1	19	75	0	7	10	61	5	67	3	1	10	.525	.404
	Minor Lg. Totals	.333	336	1268	238	422	720	101	4	63	281	0	22	14	155	7	186	10	3	33	.569	.405
	BALTIMORE Totals	-	-	-	-	-	-	-	-	-	-	-	-	-	-	-	-	-	-	-	-	-
	American League	-	-	-	-	-	-	-	-	-	-	-	-	-	-	-	-	-	-	-	-	-
	National League	-	-	-	-	-	-	-	-	-	-	-	-	-	-	-	-	-	-	-	-	-
	ML Totals	-	-	-	-	-	-	-	-	-	-	-	-	-	-	-	-	-	-	-	-	-

1-Selected by Toronto in the 14th round of the 1998 First Year Player Draft

27 BUDDY GROOM

LIHP



Full Name: Wedsel Gary Groom, Jr.
Born: July 10, 1965
Opening Day Age: 35
Height: 6'2" **Weight:** 207
Bats: L **Throws:** L
Birthplace/Residence: Born in Dallas, TX...Resides in Red Oak, TX
Contract Status: Signed through 2001
M.L. Service: 7 years, 129 days
Acquired: December 22, 1999; signed by the Orioles as a free agent to a 2-year contract

GAME HIGHS & STREAKS

LONGEST OUTING: 6.2 innings, twice, most recently June 30, 1992 at Boston...STRIKEOUT HIGH: 5, May 26, 1995 vs. Chicago...WALK HIGH: 5, June 20, 1992 at Chicago...HR ALLOWED: 2, August 2, 1997 vs. Baltimore...WINNING STREAK: 5, April 14-July 26, 1996...LOSING STREAK: 9, June 20, 1992-May 7, 1995

2000

- Became the first American Leaguer and 2nd Major Leaguer to appear in 70 or more games in 5 straight seasons with his appearance on the final day of the season, October 1 vs. New York...Colorado's Mike Myers made his 70th appearance on September 12 at San Diego to become first in majors to do it 5 straight years; ironically, the 2 relievers were traded for each other on August 8, 1995, the year before their streaks began, with Detroit sending Groom to Florida for Myers.
- Was 2nd among Orioles pitchers to Mike Trombley (75) in appearances and became the 10th Orioles reliever ever to appear in at least 70 games...Only one other time have the Orioles had 2 relievers appear in 70+ games in a single season, when Armando Benitez and Jesse Orosco each had 71 outings in 1997.
- Was 2nd among American League relievers with 27 holds, one behind Cleveland's Paul Shuey...Led O's bullpen and finished tied for 10th in the AL with 6 relief wins.
- Finished 7th in AL allowing only 22.0% of inherited runners to score (13 of 59)...Allowed only 6 of 33 inherited runners to score from June 8 through the end of the year.
- Allowed 4 earned runs in consecutive outings September 15 & 18 vs. Seattle and Oakland, respectively...Also allowed 4 earned runs on June 22 at Seattle...Minus those 3 outings, his ERA for season was 3.18 (56.2IP, 20ER).
- Yielded runs in 20 of 70 games but more than one run in a game only 9 times.

•Struck out all 3 batters faced July 20 vs. Boston and recorded saves June 27 & 28 at Boston...Had 7 blown saves on season, tied for most on the team with Trombley and tied for 8th highest in AL.
 •Earned Orioles' first save of season on April 6 vs. Cleveland with 3 innings of scoreless, one-hit relief...Was his first save since 7/27/97.
 •His alma mater, Red Oak High School, in suburban Dallas, dedicated its baseball field as Buddy Groom Field when the Orioles were in Texas on May 20.

PRO CAREER

1999: Tied with Minnesota's Bob Wells for AL lead with 76 games pitched, becoming only 7th pitcher in ML history to appear in 70 or more games in 4 consecutive seasons and one of four with an active streak...Tied the 2nd highest total in Oakland history behind his own club record of 78 games in 1997...Finished Oakland career with 301 games pitched in 4 seasons, 5th on Oakland career list...Pitched an average of 0.61 innings per outing, lowest ratio in Oakland history...Faced just one batter in 28 outings and tossed 1.0 inning or fewer in 68 of 76 games...Allowed 20 of 69 (29.0%) inherited runners to score and first hitters faced hit .268 (19-71) with 4 walks and a hit by pitch...Did not allow a run over first 8 outings (6.0 IP) and allowed 2 of his first 9 inherited runners to score...Struggled over his next 29 outings, 4/23 through 7/2, yielding at least one run 13 times (14.1IP, 20 ER) while allowing 12 of 26 (46.2%) inherited runners to score...His ERA peaked at 7.97 on 7/2...Rebounded to post a 2.81 ERA (8ER in 25.2IP) over final 39 appearances...Allowed only 6 of last 34 (17.6%) inherited runners to score...Tied Oakland record by pitching in 8 consecutive games, 7/11-19...Only home run allowed came 7/30 vs. Tampa Bay's Terrell Lowery, snapping streak of 41.0 innings and 181 batters dating back to 8/17/98...Appeared in 17 of A's 26 games in July, then did not allow a run in his first 12 outings in August...Opponents batted .274 off him but only .227 (5-22) with runners in scoring position and two outs.

1998: Ranked 7th in the American League in games pitched and became 2nd pitcher in Athletics history to pitch in 70 games in 3 consecutive seasons, appearing in 75 games after pitching in an Oakland record 78 games in 1997 and 72 games in 1996...His 225 games pitched over a three-year span were the most ever by an A's pitcher, topping Rollie Fingers' 221 from 1974-1976...He also tied for 5th in the league with 6 blown saves...Pitched mostly in short relief, tossing 1.0 innings or fewer in 63 of his 75 outings...Tossed 3.1 scoreless innings on 4/14 at Boston, matching his personal best with the A's (fourth time)...Finished April with a 1.42 ERA and had a 9-game scoreless streak (6.0 IP) through 5/4 which had his season ERA at 1.26 before allowing 4 runs on 5/6 vs. Detroit, getting charged with his first loss and 2nd blown save of the season...That began a 23-game stretch through the end of June that saw him allow 19 runs in 19.0 innings...Worked in each game of series vs. Anaheim right before the break, 7/3-5, and did not allow a run, starting a stretch in which he posted a 2.25 ERA (24.0IP, 6 ER) over his final 37 games...First batters faced hit .235 (8-34) over that span with a sacrifice fly and 2 walks...Appeared in his 300th career game on 7/9 vs. Texas and posted a 1.80 ERA in July...For the season, first batters hit .288 (19-66) with 7 walks and 2 sacrifice flies...Three of the 4 home runs he allowed came against the first hitter he faced...Allowed 24 of his 74 (32.4%) inherited runners to score after leading the league with a mark of 20.8% in 1997...Allowed a .274 (62-226) opponents batting average, .243 (27-111) against left-handers and .304 (35-115) against right handers.

1997: Set an Oakland record by pitching in 78 games, breaking Rollie Fingers record of 76 set in 1974...Was 2nd in the American League to Detroit's Mike Myers (88)...Used mostly in short relief to start the season, with 29 of his first 32 outings going one inning or less...Faced two batters or fewer in 18 of those 32 outings...Made his 200th career appearance on 5/15 vs. Milwaukee...Allowed 20.8% (15 of 72) of his inherited runners to score, tied for the AL lead with New York's Jeff Nelson...Picked up his first save on 6/18 at San Diego and recorded all of his career-high three saves in seven outings starting 6/18 through 7/2...Finished season with a 5.15 ERA, fourth highest among AL relievers...Was 3 for 5 in save opportunities and first batters hit .257 (18-70) with six walks...Opponents hit .292, including .231 (28-121) by left handers and .346 (47-136) by right handers...Opponents average dropped to .208 (16-77) with runners in scoring position, including .111 (4-36) with RISP and with RISP.

1996: Made the A's as a non-roster invitee and spent his first full season in the major leagues...Used exclusively in relief except for a start on 5/23 at New York...Tied Mohler for team lead with 72 games pitched and struck out a career-high 57...Had an A's season-long 17.2 innings scoreless streak 6/2-7/4...Allowed just one of 19 inherited runners to score over that span and first batters faced were 2-for-15 with a walk...Recorded all 5 wins and both saves on the road, pitching to a 2.27 ERA away from Oakland (39.2IP, 10 ER)...Opponents hit .281 overall (85-302) but only .247 (37-150) on the road.

1995: Began the season with Detroit but was traded to the Florida Marlins on 8/6 for a player to be named later (LHP Mike Myers)...Was 1-3 with a save and a 7.52 ERA in 23 games at the time of the trade...Struck out a career-high 5 batters 5/26 vs. Chicago...Needed 77 appearances to pick up his first major league win (5/12 at Texas) but won his first National League outing in his first appearance on 8/8 vs. Colorado after tossing a scoreless 13th inning...Was tagged with the loss in both games of a doubleheader at Pittsburgh on 8/18...Combined at both Detroit and Florida he was 1-1 with a 6.62 ERA (17.2 IP, 13ER) in 4 starts and 1-4 with a 7.82 ERA (38.0 IP, 33 ER) in 32 relief outings...Appeared in 6 games including 5 starts at AAA Toledo between his 2 stints in Detroit, going 2-3 with a 1.91 ERA.

1994: Started the season at Toledo but was recalled by Detroit on 4/19 after 5 relief appearances and finished the season with the Tigers...Pitched in 40 games which was 2nd on the club to Joe

Boever...Except for a stint of 4.0 innings on July 17 at Kansas City, did not make an appearance longer than 2.0 innings...Picked up his only save on 8/2 at Cleveland with one scoreless inning...Stranded 21 of 27 inherited runners...Was uncscored upon in 31 of his 40 appearances.

1993: Had 3 separate stints with the Tigers...Was up from 5/24 to 7/19, 8/8-8/13, and 9/3 through the end of the season...Made 19 appearances including 3 starts...Was 0-2, losing once in relief and once as a starter...Spent most of the season pitching to only a couple of batters...Longest outing was 4.0 innings on June 28 at New York...Was 9-3 with a 2.74 ERA at Toledo in 16 games, 15 starts.

1992: Began the season at Toledo but earned a call-up to Detroit after posting a 6-4 mark and a 2.16 ERA in 12 starts...Made his major league debut at Chicago vs. Kirk McCaskill on 6/20...Pitched 6.2 innings but lost, 3-1...Was 0-5 with a 5.82 ERA in 7 starts and 0-0 with a save and a 5.40 ERA in 5 relief appearances...Lone save came 7/18 at Oakland as he struck out Randy Ready with the bases loaded to end the game...Optioned back to Toledo on 8/11 and finished the season with the Mud Hens...Walked just 23 in 109.1 innings at Toledo.

1991: Selected by the Detroit Tigers organization in the Rule 5 Minor League draft and opened the season at AA London...Posted a 7-1 mark and a 3.48 ERA in 11 games, including 7 starts, and was promoted to AAA Toledo...Still finished 2nd on the London club in wins...Was used mostly in relief with the Mud Hens, going 2-5 with a save and a 4.32 ERA in 24 games, 6 starts...Was a combined 9-6 with a 3.98 ERA in 35 games, 13 starts.

1990: Spent his 2nd consecutive season at AA Birmingham...Was 6-8 with a 5.07 ERA in 20 games, all starts.

1989: Promoted to AA Birmingham and posted his 2nd consecutive 13-win season...Led the Southern League Champion Barons in wins and tossed one of 3 Birmingham shutouts.

1988: Spent the entire season at Class A Tampa and led the Florida State League with 195.0 innings pitched...Was 10th with a 2.54 ERA...Led the club in strikeouts with 118 and was 2nd with 13 wins and 8 complete games...Was 7-3 with a 1.35 ERA over his last 11 starts.

1987: Began his career with Rookie level Sarasota but was promoted to Class A Daytona Beach after compiling a 0.75 ERA in 4 games with a win and a save...Used mostly as a starter at Daytona Beach and posted 2 complete games...Combined at both levels to go 8-2 with a save and a 3.16 ERA in 15 games, 11 starts.

PERSONAL/MISCELLANEOUS

Graduated from Red Oak (Texas) HS in suburban Dallas, where he was an all-district selection as an outfielder his senior year...Also played football, basketball and golf...Attended the University of Mary Hardin-Baylor in Belton, TX and majored in management...Originally drafted by the White Sox and signed by Lou Snipp...Works with elementary school students on drug prevention and also works with homeless shelters...Married to Angela (2/3/90) and they have four children: daughter Brenna (10/15/93) and sons Evan (5/11/95), Aaron (3/20/97) and Wyatt (2/10/00)...They reside in Red Oak, TX during the off season...In ceremonies on May 20, 2000, while the Orioles were playing at Texas, his alma mater dedicated its baseball field as Buddy Groom Field.

YEAR	CLUB	W	L	ERA	G	GS	CG	SHO	SV	IP	H	R	ER	HR	HB	BB	IBB	SO	WP	BK
1987	Sarasota-1	1	0	.750	4	1	0	0	1	12.0	12	1	1	0	1	2	0	8	0	0
	Daytona Beach	7	2	3.59	11	10	2	0	0	67.2	60	30	27	4	2	33	1	29	2	0
1988	Tampa	13	10	2.54	27	27	8	0	0	195.0	181	69	55	7	8	51	1	118	11	6
1989	Birmingham	13	8	4.52	26	26	3	1	0	167.1	172	101	84	13	2	78	1	94	11	3
1990	Birmingham	8	8	5.07	20	20	0	0	0	115.1	135	81	65	10	2	48	1	66	6	2
1991	London-2	7	1	3.48	11	7	0	0	0	51.2	51	20	20	7	2	12	1	39	2	0
	Toledo	2	5	4.32	24	6	0	0	1	75.0	75	39	38	7	4	25	2	49	1	1
1992	Toledo	7	7	2.60	16	16	1	0	0	108.1	102	41	34	8	1	23	1	71	5	0
	DETROIT	0	5	5.82	12	7	0	0	1	38.2	48	28	25	4	0	22	4	15	0	1
1993	Toledo	9	3	2.74	16	15	0	0	0	102.0	98	34	31	5	2	30	1	78	2	0
	DETROIT	0	2	6.14	19	3	0	0	1	36.2	48	25	25	4	2	13	5	15	2	1
1994	DETROIT	0	1	3.94	40	0	0	0	1	32.0	31	14	14	4	2	13	2	27	0	0
	Toledo	0	0	2.25	5	0	0	0	0	4.0	2	1	1	0	0	0	0	6	0	0
1995	DETROIT	1	3	7.52	23	4	0	0	1	40.2	55	35	34	6	2	26	4	23	3	0
	Toledo	2	3	1.91	6	5	1	0	0	33.0	31	14	7	4	0	4	0	24	0	0
	FLORIDA-3	1	2	7.23	14	0	0	0	0	15.0	28	12	12	2	0	8	0	12	0	0
1996	OAKLAND-4	5	0	3.84	72	1	0	0	2	77.0	85	37	33	8	3	34	3	57	5	0
1997	OAKLAND	2	2	5.15	78	0	0	0	3	84.2	75	38	37	9	0	24	1	45	3	0
1998	OAKLAND	3	1	4.24	72	0	0	0	0	57.1	62	30	27	4	1	20	1	38	1	0
1999	OAKLAND	3	2	5.09	76	0	0	0	0	46.0	48	29	26	1	1	18	5	32	2	1
2000	BALTIMORE-5	6	3	4.85	70	0	0	0	4	59.1	63	37	32	5	0	21	2	44	1	0
	Minor Lg. Totals	67	47	3.48	166	133	15	1	2	932.1	919	431	361	65	22	306	9	582	40	12
	BALTIMORE Totals	9	3	4.85	70	0	0	0	4	59.1	63	37	32	5	0	21	2	44	1	0
	American League	20	19	5.03	463	15	0	0	12	452.2	515	273	253	45	11	191	27	294	17	3
	National League	1	2	7.20	14	0	0	0	0	15.0	26	12	12	2	0	8	0	12	0	0
	ML Totals	21	21	5.10	479	15	0	0	12	467.2	541	285	265	47	11	197	27	306	17	3

1-Selected by Chicago (AL) in the 12th round of the 1987 First Year Player Draft

2-Selected by Detroit in Rule 5 Draft on December 3, 1996

3-Traded to Florida for a PTBNL (Mike Myers) on August 8, 1995

4-Signed by Oakland as a free agent on October 15, 1995

5-Signed by Baltimore as a free agent on December 22, 1999

	2000 SEASON										LIFETIME									
	ERA	W-L	SV	G	IP	H	ER	HR	ERA	W-L	SV	G	IP	H	ER	HR	ERA	W-L	SV	G
Total	4.85	6-3	4	70	59.1	63	32	5	5.10	21-21	12	479	467.2	541	265	47				
Home	3.18	3-0	1	35	28.1	27	10	1	5.64	6-7	2	244	231.1	289	145	24				
Away	6.39	3-3	3	35	31.0	36	22	4	4.57	15-14	10	235	236.1	252	120	23				
Ana	7.20	0-0	0	6	5.0	9	4	0	4.35	1-1	1	39	41.1	47	20	1				
Bal	-	-	-	-	-	-	-	-	4.73	0-1	1	27	32.1	33	17	4				
Bos	2.70	0-0	2	5	3.1	2	1	0	5.19	1-2	2	37	50.1	61	29	5				
Cle	2.25	0-0	0	4	4.0	2	1	0	4.68	3-3	0	35	40.1	42	21	6				
Chi	0.00	0-0	1	4	8.1	3	0	0	4.02	0-0	2	38	31.1	29	14	5				
Det	0.00	1-0	0	4	2.2	2	0	0	4.30	2-1	0	18	14.2	12	7	2				
KC	9.00	1-0	0	3	3.0	5	3	0	4.28	1-1	1	29	27.1	33	13	1				
Min	4.50	0-1	0	4	4.0	4	2	0	3.16	2-1	0	30	31.1	34	11	1				
NYN	9.00	1-0	0	7	4.0	6	4	1	9.51	1-0	0	28	23.2	45	25	5				
Oak	10.38	0-0	1	6	4.1	8	5	1	6.22	0-0	2	11	7.2	13	7	2				
Sea	21.60	1-0	0	5	3.1	8	8	1	9.51	1-1	0	36	29.1	44	31	3				
TB	3.38	1-1	0	5	5.1	5	2	1	3.00	2-1	0	16	15.0	12	5	2				
Tex	1.42	1-1	0	6	6.1	4	1	0	3.32	4-2	1	38	38.0	37	14	1				
Tor	2.25	0-0	0	6	4.0	1	1	1	4.39	1-1	0	37	26.2	24	13	3				
PRE ASG	4.59	3-3	4	36	33.1	32	17	3	4.98	13-13	10	265	274.2	312	152	24				
POST ASG	5.19	3-0	0	34	26.0	31	15	2	5.27	8-8	2	214	193.0	229	113	23				
Nov/Apr	2.03	1-1	2	41	13.1	4	3	0	3.54	4-2	3	65	56.0	58	22	3				
May	7.36	2-2	0	13	11.0	15	9	2	5.79	6-5	2	87	91.2	119	59	11				
June	5.87	0-0	2	9	7.2	12	5	1	5.11	3-4	4	84	93.1	99	53	9				
July	1.13	0-0	0	12	8.0	7	1	1	4.01	3-6	2	95	92.0	104	41	7				
August	2.57	3-0	0	9	7.0	8	2	0	5.62	5-4	1	79	82.0	96	53	10				
Sept/Oct	8.76	0-0	0	16	12.1	17	12	1	6.32	0-0	0	69	52.2	68	37	7				
All	0.00	0-0	0	1	0.1	0	0	0	4.50	0-0	0	6	6.0	9	3	0				
Pia	0.00	0-0	0	2	1.1	2	0	0	0.00	0-0	0	2	1.1	2	0	0				
Mon	-	-	-	-	-	-	-	-	-	-	-	-	-	-	-	-				
NYM	0.00	0-0	0	1	1.2	1	0	0	0.00	0-0	0	1	1.2	1	0	0				
Phi	0.00	0-0	0	1	0.1	1	0	0	27.00	0-0	0	2	0.1	2	1	0				

LIFETIME BY BALLPARK

BUDDY GROOM

	W	L	S	ERA	G	IP	H	ER	HR
Edison International Field	1	0	1	6.00	20	15.0	20	10	1
Orndale Park at Camden Yards	3	1	2	4.01	50	51.2	48	23	3
Fenway Park	1	1	2	3.74	17	21.2	18	9	3
Comiskey Park	3	1	0	3.26	16	15.1	20	7	2
Jacobs Field	0	0	1	5.56	19	11.1	10	7	2
Comerica Park	1	0	0	0.00	2	1.1	0	0	0
Kauffman Stadium	1	1	1	4.50	16	16.0	22	8	1
Metrolane	1	1	0	3.32	15	19.0	20	7	0
Yankee Stadium	1	0	0	7.96	12	14.2	23	13	3
Network Associates Coliseum	2	2	3	5.34	159	124.2	143	74	16
Safeco Field	0	0	0	21.60	3	1.2	4	4	1
Tropicana Field	0	1	0	3.88	7	7.1	10	3	1
Ballpark in Arlington	3	1	0	2.99	18	18.2	17	8	1
SkyDome	1	1	0	3.29	19	13.2	13	5	1
NATIONAL LEAGUE									
Pro Player Stadium	1	0	0	4.32	7	8.1	13	4	1
Shea Stadium	0	0	0	0.00	1	1.2	1	0	0
Veterans Stadium	0	0	0	27.00	2	0.1	2	1	0

BATTING RECORD


YEAR	CLUB	AVG	AB	R	H	TB	3B	HR	RBI	SH	SF	HBP	BB	IBB	SO	SB	CS	GDP	SLG	OBP
2000	Totals	-	-	-	-	-	-	-	-	-	-	-	-	-	-	-	-	-	-	-
2000	Totals	-	-	-	-	-	-	-	-	-	-	-	-	-	-	-	-	-	-	-
2000	Totals	-	-	-	-	-	-	-	-	-	-	-	-	-	-	-	-	-	-	-

FIELDING

P	PCT	G	PO	A	E	DP
1992	1.000	12	0	6	0	0
1993	.889	19	1	7	1	0
1994	.000	40	0	0	0	0
1995	.833	23	2	6	1	0
1996	.869	72	2	6	1	0
1997	1.000	76	2	10	0	2
1998	1.000	75	1	6	0	0
1999	1.000	76	1	13	0	1
2000	.857	70	2	10	2	1
Career	.939	465	11	66	5	4

57 JUAN GUZMAN

RHP



Full Name: Juan Ramon Guzman
Born: March 4, 1978
Opening Day Age: 23
Height: 6'2" **Weight:** 184
Bats: R **Throws:** R
Birthplace/Residence: Born and resides in San Pedro de Macoris, Dominican Republic
Contract Status: Signed through 2001
M.L. Service: None
Acquired: December 16, 1994; signed as a non-drafted free agent

2000

- Combined to go 8-9 with a 4.16 ERA (114.2 IP, 53 ER) in 21 starts between Class A Frederick and AA Bowie.
- Won his first 3 starts at Frederick, allowing a single run in each outing, to earn promotion to AA Bowie in late April...Was named Carolina League Pitcher of the Week, April 13-19, prior to his promotion.
- In his first full season as a starting pitcher, he combined to 8-9 with a 4.16 ERA in 21 starts between Frederick and Bowie (114.2 IP, 53ER).
- Was 0-1 with a no decision in his first 2 starts for Bowie before reeling off 4 straight wins in 5 outings, May 7-June 1...Won 3 straight starts in that stretch, including pitching 7.2 shutout innings vs. New Haven on May 15.
- Was named Organizational Pitcher of the Month for May after going 3-0 with a 2.70 ERA in 5 starts (30.0 IP, 30 H, 11R/9 ER).
- Through June 9, he was 9th in the Eastern League with a 2.91 ERA (49.1 IP, 16ER)...After that, he allowed at least 2 earned runs in all but one start and pitched to a 6.42 ERA the rest of the season (47.2 IP, 34 ER).
- Suffered loss on June 6 at Akron despite allowing only 3 unearned runs in 8 innings...Was first of 5 straight losing starts, through August 1.
- Went 1-8 after June 1, his only win coming over Harrisburg on August 17...Lost his last 3 starts after that.
- Spent 2 weeks in the Orioles Fall Instructional League camp in Lakeland, FL following the season.

PRO CAREER

1999: Spent season at Class A Delmarva in his first full year as a pitcher...Began season in bullpen before starting his final 18 games...Went 3-0 with 3 saves and finished 8 games in 11 relief appearances with a 4.03 ERA (29.0IP, 13ER)...As a starter, was 6-5 with a 3.40 ERA (95.1IP, 36ER)...Allowed 3 runs or fewer in 15 of his 18 starts...Struck out 134 batters in 124.1IP, including 98 in 95.1IP as a starter...His 9.70K/9IP ranked 12th among all Class A pitchers...Struck out 11 batters in 6 innings on 8/4 vs. Charleston-WV and had 10 strikeouts in 6 innings on 5/28 vs. Columbia...Did not allow a run in two consecutive starts, 7/1 & 7/6, pitching 11.0 innings, allowing 6 hits while striking out 13.

1998: Appeared in 8 games as a catcher before being switched to pitching...Did not allow an earned run in his first 8 games on the mound...From 8/19-25, did not allow a run in 3 games while earning his only win and save and striking out 10 in 6.0IP.

1997: Hit .210 for San Pedro Orioles in Dominican Winter League.

1995-96: Named all-star catcher in 2nd Dominican Summer League season in '96...Batted .225 (45-200) with 8 doubles, 3 triples, 2 HR and 19 RBI for San Pedro Orioles.

PERSONAL/MISCELLANEOUS

Signed by Orioles scout, Carlos Bernhardt...Is no relation to veteran right-handed pitcher Juan Guzman, who also wore No. 57 while pitching for the Orioles in 1998-99...Hobby is fishing.

YEAR	CLUB	W	L	ERA	G	GS	CG	SHO	SV	IP	H	R	ER	HR	BB	IBB	SO	WP	BK
1998	Bluefield	1	2	1.42	15	0	0	0	1	25.1	22	12	4	1	1	7	0	26	1
1999	Delmarva	9	5	3.55	29	18	0	0	3	124.1	124	51	49	10	7	44	0	134	6
2000	Frederick	3	0	1.53	3	3	0	0	0	17.2	11	3	3	0	0	4	0	20	2
	Bowie	5	9	4.64	18	18	1	0	0	97.0	114	59	50	5	3	46	3	57	2
Minor Lg. Totals		18	16	3.61	65	39	1	0	4	264.1	271	125	106	16	11	101	3	237	11
BALTIMORE Totals		-	-	-	-	-	-	-	-	-	-	-	-	-	-	-	-	-	-
American League		-	-	-	-	-	-	-	-	-	-	-	-	-	-	-	-	-	-
National League		-	-	-	-	-	-	-	-	-	-	-	-	-	-	-	-	-	-
ML Totals		-	-	-	-	-	-	-	-	-	-	-	-	-	-	-	-	-	-

15 JERRY HAIRSTON

SECOND BASEMAN



Full Name: Jerry Wayne Hairston, Jr.
Born: May 29, 1976
Opening Day Age: 24
Height: 5'10" **Weight:** 175
Bats: R **Throws:** R
Birthplace/Residence: Born in Naperville, IL...Resides in Pikesville, MD
Contract Status: Signed through 2001
M.L. Service: 138 days
Acquired: Orioles 11th round selection in 1997 First Year Player Draft

GAME HIGHS, STREAKS & SLAMS

HITS: 4, three times, most recently September 30 (2), 1999 vs. New York Yankees. **RUNS:** 4, September 28, 2000 vs. Toronto. **DOUBLES:** 2, three times, most recently September 30 (2), 1999 vs. New York Yankees. **TRIPLES:** 1, July 5, 1999 vs. Toronto. **HRS:** 1, 9 times, most recently September 22, 2000 at Boston. **RBI:** 4, August 25, 2000 vs. Tampa Bay. **WALKS:** 2, 4 times, most recently September 9, 2000 at Anaheim. **SB:** 2, 4 times, most recently September 29, 2000 vs. New York. **HITTING STREAK:** 8 games, August 23 - August 31, 2000. **GRAND SLAMS:** None

2000

- Began season on Orioles roster but did not appear in a game before being optioned to AAA Rochester on April 9, where he spent the first four months of the season.
- Was recalled by the Orioles on August 11 and homered in his first major league at-bat of the season that night, leading off a game at Kansas City.
- Started each of the final 49 games of the season at second base.
- Went 7-for-17 in his first 4 games following his recall, then went 2-for-25 in 7 games before a career-high 8-game hitting streak, August 24-30.
- In a 7-game stretch, September 11-17, he went 0-for-23, dropping his average 51 points to .224...Followed that stretch by hitting safely in 11 of his last 14 games, batting .327 (18-55).
- Had a career-high 4 RBI on August 25 vs. Tampa Bay, driving in all of the Orioles runs...His suicide squeeze bunt in the 8th inning on August 26 broke scoreless tie in Orioles' 2-0 win over the Devil Rays.
- Batted lead-off in his first 10 games and 12 overall with the Orioles...Hit second in his last 15 games and 23 overall...Also hit in the 6th, 7th, 8th and 9th spots in the batting order.
- Committed 5 errors in his first 26 games for Orioles, then did not commit an error in his last 23 games at 2B.
- Had a .981 (267TC/5E) fielding percentage, which would have ranked 5th among American League second basemen if he had enough chances to qualify...Was named International League's Best Defensive Second Baseman by *Baseball America* for the second straight year.
- Missed 7 weeks with Rochester after undergoing arthroscopic surgery on left shoulder on May 19 by Dr. Walter Lowe in Houston, TX.

PRO CAREER

1999: Had two stints each with Orioles and AAA Rochester...Began the season with Rochester and hit .182 in April...Batted .302 and hit safely in 40 of his next 45 games until mid-June...Was recalled from Rochester on 6/22 and batted .277 with 2 home runs and 7 RBI in 25 games...Singled off New York's Orlando Hernandez on 6/27 for his first major league hit in his 14th big league at-bat...Hit his first ML homer on 7/1 at Toronto off Joey Hamilton...In first recall with Orioles, had pair of 4-hit games against Toronto, 6/29 at Skydome and 7/8 at Camden Yards...Also had a 7-game hitting streak, 7/5-11...Was optioned back to Rochester 7/22 and batted .333 with 13 2B and 27 runs in his final 37 games with the Red Wings...Had a 16-game hitting streak, longest by a Red Wing player in 5 years...Was recalled 9/4 and finished season with Orioles, playing in 25 of last 28 games and batting .261...Had his 3rd 4-hit game of the season, including 2 doubles and a home run, in second game of doubleheader 9/30 vs. New York...Played 50 games for Orioles at 2B and did not commit an error in 269 total chances...Was named International League's Best Defensive Second Baseman in *Baseball America's* "Tools of the Trade" poll...Was hit by pitch 19 times with Rochester to rank 2nd in International League and 3rd in AAA, despite spending a month during IL season with the Orioles.

1998: Started the season at Class A Frederick and advanced to major leagues in September, becoming 4th member of the Hairston family and 3rd generation member to reach the majors, joining the Boones (Ray, Bob & Bret/Aaron) and the Bells (Gus, Buddy & David) as the only three generation families in major league history...Was promoted from Frederick to AA Bowie in July...Overall, he combined at

Frederick and Bowie to hit .302 (155-514) with 34 2B, 6 3B, 10 HR, 98 RS and 70 RBI in 135G...Hit safely in his first 16 games and 21 of his first 22 games at Bowie...Played 54 games at 2B for Bowie and 1 game at 3B, committing just 5 errors...At Frederick he played 65 games at SS and 14 games at 2B, making 24 errors...Orioles purchased his contract from Bowie on 9/11...That night he made his major league debut with a start at second base...Received honorable mention at second base for Howe Sportsdata's All-Prospect Team...Following the season he played in the Arizona Fall League for the Grand Canyon Rafters.

1997: Was 10th in Appalachian League with .330 average and tied for 5th with 4 triples...Led league shortstops with .949 fielding pct...Had 12-game hitting streak, 7/3-13, and hit .438 (21-48) during streak, raising his average from .222 to .404 at the time...Drove in a run in 6 straight games, 8/18-23, going 11-for-24.

PERSONAL/MISCELLANEOUS

Married the former Tanaha Mims on October 28, 2000...His father, grandfather and an uncle all played in majors...Father Jerry played 13 of 14 big league seasons with the White Sox...His late grandfather Sam Hairston, who died on 10/31/96, was the first African-American to play for the ChiSox in July, 1951 (Cuban-born Minnie Minoso broke the Sox color-barrier two months earlier)...Uncle John played for Cubs and another uncle, Sam Jr., played in minors...Was originally signed by Orioles scout Fred Petersen...Graduated from Naperville North HS in 1995...Was all-Chicago area in basketball and a two-time all-state pick in baseball...Attended Southern Illinois University and was Missouri Valley Conference freshman of the year and earned All-Conference honors...Enjoys basketball, movies and music in his spare time...He and Tanaha made Baltimore their home this past winter...In November, Jerry participated with Brady Anderson in Pam Shriver's annual charity tennis tournament in Baltimore...In late January, he participated in the opening of the Orioles Academy, an educational initiative for at-risk students launched by the Orioles in conjunction with Baltimore City Public Schools and Communities in Schools.

YEAR	CLUB	AVG	G	AB	R	H	2B	3B	HR	RBI	SH	SB	BB	IBB	SO	CS	GDP	SLG	OBP			
1997	Bluefield-1	.350	59	221	44	73	100	13	4	2	36	4	2	10	21	0	29	13	9	4	452	409
1998	Frederick	.263	80	293	56	63	120	22	3	5	33	1	3	12	28	3	32	13	7	4	430	366
	Bowie	.326	55	221	42	72	105	12	3	5	37	2	1	5	20	0	25	6	4	5	475	363
	BALTIMORE	.000	6	7	2	0	0	0	0	0	0	0	0	0	0	0	0	0	0	0	000	200
1999	Rochester	.291	107	413	65	120	175	24	5	7	48	4	3	19	30	0	50	19	10	9	424	363
	BALTIMORE	.269	50	175	26	47	73	12	1	4	17	4	3	11	0	24	9	4	2	4	417	323
2000	Bluefield	.300	4	10	3	3	5	2	0	0	3	0	1	2	3	0	2	4	0	0	500	500
	Frederick	.375	2	8	1	3	5	2	0	0	1	0	0	0	1	0	0	0	0	0	625	444
	Rochester	.294	58	201	43	59	88	15	1	4	21	2	2	5	29	0	32	6	4	2	438	352
	BALTIMORE	.256	49	180	27	46	66	5	0	5	19	5	0	6	21	0	22	8	5	8	367	353
	Minor Lg. Totals	.303	365	1367	254	413	604	90	16	23	179	13	12	53	132	3	170	61	34	24	442	382
	BALTIMORE Totals	.257	105	362	55	93	139	17	1	9	36	9	0	9	32	0	47	17	9	10	384	333
	American League	.257	105	362	55	93	139	17	1	9	36	9	0	9	32	0	47	17	9	10	384	333
	National League	-	-	-	-	-	-	-	-	-	-	-	-	-	-	-	-	-	-	-	-	-
	ML Totals	.257	105	362	55	93	139	17	1	9	36	9	0	9	32	0	47	17	9	10	384	333

1-Selected by the Orioles in the 11th round of the June 1997 First Year Player Draft

THREE GENERATION FAMILIES IN MAJOR LEAGUE BASEBALL

Family	Player	Years
Bells	Gus	1950-1964
	Buddy	1972-1989
	David	1995-
Boones	Ray	1948-1960
	Bob	1972-1990
	Bret	1992-
	Aaron	1997-
Hairstons	Sam	1951
	John	1969
	Jerry Sr. Jerry Jr.	1973-1993 1996-

	2000 SEASON					LIFETIME				
	AVG	AB	H	HR	RBI	AVG	AB	H	HR	RBI
Total	.256	180	46	5	19	.257	362	83	9	36
Home	.238	105	25	2	14	.238	202	45	3	20
Away	.280	75	21	3	5	.281	160	45	6	16
Ana	.133	15	2	0	0	.107	28	3	0	1
Bal	-	-	-	-	-	-	-	-	-	-
Bos	.417	12	5	1	1	.256	43	11	1	2
CWS	.238	21	5	2	5	.238	21	5	2	5
Cle	.273	11	3	0	1	.217	23	5	0	2
Det	.200	10	2	0	0	.200	10	2	0	0
KC	.214	28	6	1	1	.214	28	6	1	1
Min	.400	10	4	0	0	.500	22	11	1	5
NY	.308	13	4	0	4	.261	48	12	1	7
Oak	.353	17	6	0	0	.360	25	9	0	0
Sea	.000	11	0	0	0	.000	24	0	0	0
TB	.500	12	6	1	5	.500	12	6	1	5
Tex	.000	7	0	0	0	.091	11	1	0	0
Tor	.231	13	3	0	2	.400	35	14	1	4
PRE ASG	-	-	-	-	-	.328	58	19	2	5
POST ASG	.256	180	46	5	19	.243	304	74	7	31
vs. Left	.244	45	11	1	6	.267	75	20	2	9
vs. Right	.259	135	35	4	13	.254	287	73	7	27
as DH	-	-	-	-	-	-	-	-	-	-
as PH	-	-	-	-	-	-	-	-	-	-
Mar/Apr	-	-	-	-	-	-	-	-	-	-
May	-	-	-	-	-	-	-	-	-	-
June	-	-	-	-	-	.333	18	6	0	0
July	-	-	-	-	-	.262	65	17	2	7
August	.288	71	19	4	11	.268	71	19	4	11
Sep/Oct	.248	109	27	1	8	.245	208	51	3	18
All	-	-	-	-	-	-	-	-	-	-
File	-	-	-	-	-	-	-	-	-	-
Mon	-	-	-	-	-	.091	11	1	0	1
NY	-	-	-	-	-	.200	10	2	0	0
Phi	-	-	-	-	-	.385	13	5	1	3

LIFETIME BY BALLPARK

JERRY HAIRSTON	AVG	AB	H	HR	RBI
Edison International Field	.120	25	3	0	1
Ortelle Park at Camden Yards	.238	202	45	3	20
Fenway Park	.290	31	9	1	2
Comiskey Park	.286	7	2	1	2
Jacobs Field	.273	11	3	0	1
Kauffman Stadium	.385	13	5	1	1
Metrodome	.500	22	11	1	5
Yankee Stadium	.071	14	1	0	0
Ballpark in Arlington	.091	11	1	0	0
SkyDome	.385	13	5	1	1
NATIONAL LEAGUE					
Veterans Stadium	.385	13	5	1	3

FIELDING

2B	PCT	G	PO	A	E	DP
1998	.750	4	4	2	2	1
1999	1.000	50	115	154	0	47
2000	.981	49	101	156	5	45
Career	.987	103	220	312	7	83

41 PAT HENTGEN

RHP



Full Name: Patrick George Hentgen
Born: November 13, 1968
Opening Day Age: 32
Height: 6'2" **Weight:** 195
Bats: R **Throws:** R
Birthplace/Residence: Born in Detroit, MI...Resides in Tarpon Springs, FL
Contract Status: Signed through 2002
M.L. Service: 9 years, 24 days
Acquired: December 19, 2000; signed by the Orioles as a free agent to a 2-year contract with an option for 2003

GAME HIGHS & STREAKS

LOW HITTER: 2, twice, most recently June 20, 1999 at Oakland...**STRIKEOUT HIGH:** 14, May 3, 1994 vs. Kansas City...**WALK HIGH:** 9, July 15, 1995 at Seattle...**HR ALLOWED:** 5, twice, June 25, 1997 vs. Boston and May 26, 1995 vs. Cleveland...**WINNING STREAK:** 7 games, May 17 - June 23, 1993...**LOSING STREAK:** 4 games, four times, most recently April 21-May 8, 2000

2000

- Traded to St. Louis following the 1999 season, Pat notched 15 wins for the 4th time in his career and first time since he won 20 games in 1996.
- Is one of just 5 active pitchers with 8 consecutive 10-win seasons in the big leagues (Greg Maddux-13, Tom Glavine-12, Mike Mussina-9 and Pedro Martinez-8).
- Went 9-6 on the road and owns a lifetime road record of 67-39 (.632 win pct.)...According to Elias Sports Bureau, his is the 8th best road winning percentage among pitchers with at least 100 road decisions who began their careers in 1900 or later, behind Whitey Ford (.695, 116-51), Christy Mathewson (.685, 183-92), Jimmy Key (.660, 97-50), Mordecai Brown (.654, 106-56), Sandy Koufax (.652, 86-46), Roger Clemens (.643, 126-70) and Mike Mussina (.637, 72-41).
- Beginning August 8, won 5 of his last 8 decisions...Lost his last regular season start on September 30 vs. Cincinnati for a chance at 16 wins.
- Left with a lead on 4 occasions but did not get the win when the Cardinals bullpen failed to hold the lead...Got no decision twice in September despite leaving with a lead after 7 innings.
- Tossed his 10th career shutout and first since 1997 with a 4-0 three-hitter over the Cubs on September 14...Struck out a season-high 9 batters and walked none, allowing only one runner to reach second base.
- Blanked Montreal over 7 innings on September 4, allowing 7 hits.
- Won a season-high 5 straight decisions, June 11-July 17...Posted a 4.20 ERA over that stretch (40.2 IP, 19 ER).
- Started on 3 days rest for the 3rd time in his career, pitching 5 shutout innings of 2-hit ball to earn an 8-7 win over SF on July 9.
- Won his first 3 starts for Cardinals, but fell to 3-4 after 7 starts through May 11...Lost 2 of 3 decisions over his next 5 starts and was only 4-6 through June 5.
- On June 11 at Detroit, he held the Tigers hitless for 6 1/3 innings...Earned 7-3 win, allowing 4 hits and a walk through 7 innings.
- From June 11 through the end of the season, he went 11-6 in his last 21 starts with a 4.05 ERA (124.1 IP, 56 ER).
- Won 3 straight starts, August 13-24, allowing 5 ER over 17.2 IP to beat Milwaukee, Philadelphia and Atlanta.
- While posting an 8-7 win at Houston on April 10, he notched his 1,000th career strikeout, fanning Mitch Meluskey in the 5th inning.
- Made one appearance with the Cardinals in the postseason, starting Game 5 of the NLCS at New York...Took the loss, allowing 6 runs in 3.2 innings...Was his first appearance since September 30, a span of 16 days.

PRO CAREER

1999: Posted his 7th consecutive season with a double-digit victory total but had his first losing campaign since 1995 (10-14)...Finished season ranked 4th in Blue Jays franchise history in wins (105), starts (222) and strikeouts (995) and 10th in games pitched (252)...Notched 2nd-best road ERA in American League (3.13) despite 6-6 road mark...Was 5-6 with a 6.83 ERA at SkyDome...35 of his 106 earned runs (33%)

were scored in the first inning, as first-inning opponents batted .385 (60-for-156) against him with 15 home runs...His ERA after the All-Star break was 3.79, nearly two points lower than his 5.75 mark from the season's first half...Made his 2nd career Opening Day start on 4/6 at Minnesota and took the loss...Did not lose again until 5/23...Went 4-0 with a 2.78 ERA in a 5-start span from 4/27 to 5/18, then lost 4 straight starts from 5/23 to 6/8...Collected his first major league base hit in a loss to the New York Mets at Shea Stadium on 6/8...Captured his 100th career win on 7/4 with a 6-3 victory vs. TB...Became just the 4th pitcher in Blue Jays history to post 100 wins, after Dave Stieb (174), Jim Clancy (128) and Jimmy Key (116)...Notched a season-high 9 strikeouts vs. Detroit on 8/1...Pitched his only complete game of the year on 8/12 at Minnesota, losing 3-0...Had "Quality Starts" (6 or more IP with 3 or fewer ER) in 6 of his last 8 starts.

1998: Posted his 6th consecutive winning season, going 12-11...Struggled through shoulder tendinitis in the 2nd half of the year and did not pitch after 9/13...Was 9-5 with a 4.76 ERA before the All-Star break but just 3-6 with a 5.86 ERA in 11 starts after the break...Opened the season with 7 shutout innings and a no-decision vs. Minnesota...Won 4 consecutive starts, 5/9 to 5/25, to move to 7-3 and lower his ERA to 4.52...Pitched 14.0 scoreless innings over 3 starts from 5/4 to 5/15...Pitched 6.0 shutout innings to win 5/9 at Seattle and recorded his 800th career strikeout against Ken Griffey Jr...Won 9-1 and had a perfect game through 5.1 innings 5/15 vs. Anaheim...Struck out a season-high 7 batters twice, 5/20 vs. Tampa Bay and 6/21 at Atlanta...Was 2-0 in 5 June starts and finished the month at 9-4 with a 4.30 ERA, a season-high 5 games above .500 and a low for ERA...Allowed a season-high 9 earned runs on 7/15 at Chicago and matched a career high that day by allowing 13 hits...Went a season-high 8.1 innings in his next start, a 6-3 loss at home to White Sox...Missed his first start due to a sore right shoulder on 8/29, which snapped a string of 183 consecutive starts made dating back to 4/17/93.

1997: Tied for the AL lead with 3 shutouts, 9 complete games and 264.0 innings pitched...Ranked 9th in strikeouts (160) and 10th in ERA and opponents batting average (.254)...Tied for 2nd in hits allowed (253), tied for 5th in HRs allowed (31) and tied for 8th in fewest walks per 9.0 innings...Led the AL in batters faced (1085), was 2nd in pitches thrown (3914), 8th in baserunners per 9.0 innings (11.3) and 9th in fewest hits per inning pitched (0.96)...Had only 4 starts under 7.0 innings...Picked off 7 batters to tie for 4th in the AL, but was tops among righthanded pitchers...Only 44.4% (12-27) of stolen base attempts were successful, the 4th best percentage in the league...Held lefthanders to a .241 batting average, 5th lowest in the AL...Averaged 111.83 pitches per start, 2nd highest in AL...Of his 30 starts, 20 were "Quality Starts"...Did not miss a start to run his consecutive start streak to 156...Was the Opening Day starter, receiving a no decision in a 6-5, 10-inning loss vs. Chicago on 4/1...Lasted 6.2 innings in a 6-5 win at Texas on 4/18, but snapped a streak of 19 straight starts in which he had pitched at least 7 innings...Won 4 consecutive starts from 5/4 to 5/20, pitching 35.0 innings without an earned run...Streak was highlighted by a 4-hit shutout vs. Minnesota on 5/4, when he struck out a season-high 10 batters, and a 5-hit shutout on 5/20 at NY...Pitched a total of 40.0 consecutive innings without an earned run from 4/29 to 5/25...Finished May with a 4-1 record and a 1.50 ERA...Lost his first start of June and then had 3 straight complete game victories, including his 9th career shutout on 6/20 vs. Orioles...Matched club and career highs by allowing 13 hits and 5 home runs on 6/25 vs. Bos...Was selected to his 3rd All-Star game and pitched one scoreless inning in Cleveland in the AL win...Was 8-6 with a 3.27 ERA at the break...From the All-Star game in 1996 to the game in 1997 he recorded 20 wins, tying Roger Clemens for tops in the majors...Was 4-1 in August with a 4.00 ERA.

1996: Selected as American League Cy Young Award winner...Went 20-10 with a 3.22 ERA, becoming just the 2nd Blue Jay to post a 20-win season (Jack Morris, 1992)...Was named The Sporting News 1996 Pitcher of the Year...Led the majors in complete games (10) and innings pitched (265.2)...Finished 2nd in the AL in wins and ERA...Allowed AL lows in home runs per 9 innings pitched (0.68) and slugging percentage (.355)...His ERA at home was an AL-best 3.19, on the road was 3.26, 4th in the league...Matched his career best and tied for the AL lead with 3 shutouts...Posted a .241 opponents batting average, 3rd in the circuit...Lefties hit .249 (6th in the AL) while righties hit just .233 (2nd)...Tied for 2nd in league in starts (35), 3rd in hits per IP (.90) and pitches thrown (4058), 5th in baserunners per nine IP (11.4) and 7th in strikeouts (177)...Allowed only 43.8 percent of stolen base attempts (7 SB, 9 CS), 6th best in AL...Set career highs in starts, wins, complete games, innings pitched and strikeouts...Was 8-6 with a 3.86 ERA in season's first half...Pitched at least 6.0 innings in 34 of 35 starts, at least 7.0 innings 26 times, 8.0 innings 19 times and 9.0 innings 8 times...In 5 no-decisions, he left with the lead twice, trailing twice and tied once...Tossed a 5-hit (all singles) shutout in the home opener vs. California on 4/9...Earned his 50th career win on 4/19 at Seattle...Notched his 500th career strikeout on 6/5 at NYY (Derek Jeter)...Pitched a 3-hit shutout at Detroit in his final start of the first half...After the All-Star break he led the AL in wins (12-4) and ERA (2.58)...No other AL pitcher posted double-digit wins...Won 6 straight starts with 2 shutouts from 7/6 to 8/6...Was named AL Pitcher of the Month in July after going 5-1 with 2 shutouts and a 2.76 ERA...Tossed a 3-hit, 1-0 shutout, his 3rd shutout of the season, 7/28 vs. Oakland...Captured AL Pitcher of the Month honors again in August, going 5-1 with a 2.60 ERA while pitching five consecutive complete games from 8/7 to 8/28...Was the first pitcher to win back-to-back monthly awards in the same season since Bret Saberhagen in August and September of his 1989 Cy Young season...Went 9-1 from 7/6 to 8/28...Lost 3 straight games from 9/3 to 9/14, then won final 3 starts to reach 20 wins...Allowed just one run in each of his final 3 starts (23.2 IP)...Toured Japan with Major League All-Stars in November.

1995: Was the only Blue Jays starter not to miss his turn in the rotation...Averaged 113 pitches per

start...Led the AL in runs allowed (129), ER allowed (114) and hits allowed (236)...Tied for 5th in walks (90) and 8th in home runs allowed (24)...Posted the 4th season highest home ERA (5.69) among AL hurlers...Threw 3,396 pitches, 7th most in league...Began season 3-0 after his first 5 starts, but fell to 4-6 by 6/25...Set Blue Jays club record by allowing 5 HR vs. Cleveland in a 7-4 loss on 5/26...Issued a team-record 9 bases on balls at Seattle on July 15...Tied a team record by allowing 13 hits 7/20 vs. California...Posted a 3.00 ERA in his last 7 starts but went 1-3.

1994: Tied for 5th in the AL in wins (13) and finished 7th in ERA (3.40) while tying for 4th in complete games (6) and 2nd in shutouts (3)...His 2.05 ERA at home led the league...Held righthanded hitters to a .212 batting average, the 4th-best mark in the AL...Also ranked 4th in the circuit in strikeouts (147), 3rd in strikeout to walk ratio (2.49) and 10th in opponents batting average (.240)...Set then-career high for strikeouts with 10 on 4/16 at California in a complete game, 5-4 win...Pitched back-to-back complete games 4/16 (at California) and 4/22 (Minnesota)...Fanned a Blue Jays record 14 batters en route to a two-hit, 1-0 shutout 5/3 vs. KC...Was named Co-AL Player of the Week for week ending 5/7 (2-0, 0.51 ERA, 2 G, 17.2 IP, 8 H, 5 BB, 23 K)...Notched second ML shutout 5/20 vs. Cleveland on a 4-hitter...His third shutout on 6/29 at Milwaukee ended the team's 10-game losing streak...His 11 wins at the All-Star break tied a club and his own record (also had 11 wins in 1993)...Made his second straight All-Star Game and his first appearance, tossing one inning in relief and allowing one hit.

1993: Won 19 games in his first full big league season, 2nd highest total in Blue Jays history at that time (Jack Morris had 21 in 1992)...Was tied for second in AL in wins and was 10th in winning pct. (.679)...His 12 road victories were a Blue Jays record and second in AL to Jack McDowell (13)...Was chosen for AL All-Star team but didn't pitch...Finished 6th in Cy Young balloting...Yielded team-high 27 home runs...His run support of 6.1 per nine innings was the most of any Toronto starter...Toronto went 22-12 when he pitched...Began season in the bullpen and made 2 relief appearances before moving into starting rotation...First start was an 8-1 win over Cleveland on 4/17...Had a 7-game winning streak over 9 starts, 5/17 to 6/29...Was named Labatt "Blue" Pitcher of the Month for June (5-0, 3.44 ERA)...Pitched first complete game on 7/5 vs. Chicago...His 19th win came in the Eastern Division clincher on 9/27 as Toronto won 2-0 at Milwaukee...Lost to Chicago in ALCS Game 3, lasting just 3.0 innings in his first post-season appearance...Beat Philadelphia, 10-3, in World Series Game 3, pitching 6.0 innings and surrendering just one run.

1992: Began season with Toronto but had two stints at AAA Syracuse...Notched his first Major League win in Blue Jays' home opener vs. Orioles on 4/10, (2.0 IP, 1 H, 1 BB, 4 K)...Led Blue Jays relievers in wins through 6/9 with a 4-0 record...Was optioned to AAA Syracuse on 6/12 in order to make room for Mike Timlin...Was recalled 6/29 and collected his 5th win vs. Texas...Was optioned to Syracuse 7/31 only to be recalled 8/6...Was placed on the 15-day DL on 8/18 (right elbow) and was sidelined the rest of the regular and post-season...In relief he went 5-1 with a 5.31 ERA...Pitched 70.2 innings combined on the year, the fewest since his first professional season.

1991: Led the AAA International League in strikeouts (155) and was 5th in innings pitched (171.0)...Pitched a complete game 3-hitter vs. Richmond on 5/5...Fanned season-high 10 Buffalo Bisons on 6/10...Was called up to Toronto on 9/1 and made his major league debut in relief on 9/3 vs. the Orioles (2.0 IP, 1 H, 2 BB, 1 K)...Started the last game of the regular season on 10/6 vs. Minnesota (5.0 IP, 3 H, 1 R, 1 HR, 1 BB, 2 K).

1990: Led AA Knoxville starters and finished 6th in Southern League with a 3.05 ERA...Was 2nd in the league with 142 strikeouts...Opponents hit just .218 against him.

1989: Finished 2nd in the Florida State League in starts (28) and strikeouts (148)...Was 8th in the FSL in ERA (2.68)...Struck out 8.73 batters per 9 IP as a starter, 3rd best in the league...Opponents batted only .219 off him...Went 8-4 with a 2.14 ERA after 5/15.

1988: Led the Florida State League in starts (30) with Class A Dunedin...Ranked 4th in FSL in strikeouts (125)...Was the starter in a combined no-hitter (with Willie Blair and Enrique Burgos) at Osceola on 5/10...Had 10 Ks in 5.0 IP on 8/13 vs. Tampa.

1987: Led the South Atlantic League in starts (31) and innings pitched (188)...Ranked 4th in opponents BA (.214) and fewest runners allowed per 9 innings (10.16).

1986: Was used primarily as a starter with Rookie-level St. Catharines and helped team to New York-Penn League championship.

PERSONAL/MISCELLANEOUS

Graduated in 1986 from Fraser (Mich.) High School...Played varsity baseball for three years and varsity football for two years...Was captain of the baseball team...Was offered a baseball scholarship to Western Michigan University but signed with Blue Jays instead after being drafted in 5th round...Signed by Blue Jays scout Don Welke...Pat and his wife, Darlene, have three girls, Taylor Renee (5/5/95), Hannah (4/20/97) and Madison Riley (10/6/00)...Name is pronounced HENT-gen.

YEAR	CLUB	W	L	ERA	G	GS	CG	SHO	SV	IP	H	R	ER	HR	HB	BB	IBB	SO	WP	BK
1986	St. Catharines-1	0	4	4.50	13	11	0	0	1	40.0	38	27	20	3	2	30	1	30	3	0
1987	Myrtle Beach	11	5	2.35	32	31	2	2	0	188.0	145	62	49	5	8	60	0	131	14	3
1988	Dunedin	3	12	3.45	31	30	0	0	0	151.1	139	80	56	10	4	65	1	125	14	2
1989	Dunedin	9	8	2.68	29	28	0	0	0	151.1	123	53	45	5	2	71	1	148	16	4
1990	Knoxville	9	5	3.05	28	26	0	0	0	153.1	121	57	52	10	3	68	0	142	8	2
1991	Syracuse	8	9	4.47	31	28	1	0	0	171.0	146	91	85	17	2	90	1	155	11	2
1991	TORONTO	0	0	2.45	3	1	0	0	0	7.1	5	2	2	1	2	3	0	3	1	0
1992	Syracuse	1	2	2.86	4	4	0	0	0	20.1	15	6	6	1	0	8	0	17	0	1
1992	TORONTO	5	2	5.36	28	2	0	0	0	50.1	49	30	30	7	0	32	5	39	2	1
1993	TORONTO	19	9	3.87	34	32	3	0	0	216.1	215	103	93	27	7	74	0	122	11	1
1994	TORONTO	13	8	3.40	24	24	6	3	0	174.2	158	74	66	21	3	59	1	147	5	1
1995	TORONTO	10	14	5.11	30	30	2	0	0	200.2	236	129	114	24	5	90	6	135	7	2
1996	TORONTO	20	10	3.22	35	35	10	3	0	265.2	238	105	95	20	5	94	3	177	8	0
1997	TORONTO	15	10	3.68	35	35	9	3	0	264.0	253	119	108	31	7	71	2	160	6	2
1998	TORONTO	12	11	5.17	29	29	0	0	0	177.2	208	109	102	28	5	69	1	94	7	1
1999	TORONTO	11	12	4.79	34	34	1	0	0	199.0	225	115	106	32	3	65	1	118	8	1
2000	ST. LOUIS-2	15	12	4.72	33	33	1	1	0	194.1	202	107	102	24	3	89	4	116	4	0
Minor Lg Totals		41	45	3.24	188	158	3	2	1	875.1	827	376	315	51	21	392	4	746	66	14
BALTIMORE Totals		-	-	-	-	-	-	-	-	-	-	-	-	-	-	-	-	-	-	-
American League		105	76	4.14	252	222	31	9	0	1555.2	783	716	557	191	37	557	19	995	55	9
National League		15	12	4.72	33	33	1	1	0	194.1	202	107	102	24	3	89	4	116	4	0
ML Totals		120	88	4.21	285	255	32	10	0	1750.0	1789	890	618	215	40	646	23	1113	59	9

1-Selected by Toronto in the 5th round of the 1986 First Year Player Draft

2-Traded to the St. Louis Cardinals along with LHP Paul Spolansky in exchange for LHP Lance Painter, CA Alberto Castillo and RHP Matt Detwiler

DIVISION SERIES	YEAR	CLUB	W	L	ERA	G	GS	CG	SHO	SV	IP	H	R	ER	HR	HB	BB	IBB	SO	WP	BK
2000	Stl. vs Atl		-	-	-	-	-	-	-	-	-	-	-	-	-	-	-	-	-	-	-
Totals			-	-	-	-	-	-	-	-	-	-	-	-	-	-	-	-	-	-	-

LCS	YEAR	CLUB	W	L	ERA	G	GS	CG	SHO	SV	IP	H	R	ER	HR	HB	BB	IBB	SO	WP	BK
1993	Tor vs CWS		0	1	18.00	1	1	0	0	0	3.0	9	6	6	0	0	2	0	3	0	0
2000	Stl. vs NYM		0	1	14.73	1	1	0	0	0	3.2	7	6	6	0	0	5	0	2	0	0
Totals			0	2	16.19	2	2	0	0	0	6.2	16	12	12	0	0	7	0	5	0	0

WORLD SERIES	YEAR	CLUB	W	L	ERA	G	GS	CG	SHO	SV	IP	H	R	ER	HR	HB	BB	IBB	SO	WP	BK
1993	Tor vs Phi		1	0	1.50	1	1	0	0	0	6.0	5	1	1	0	0	3	0	6	0	0
Totals			1	0	1.50	1	1	0	0	0	6.0	5	1	1	0	0	3	0	6	0	0

ALL-STAR	YEAR	CLUB	W	L	ERA	G	GS	CG	SHO	SV	IP	H	R	ER	HR	HB	BB	IBB	SO	WP	BK
1993	AL at Bal		-	-	-	-	-	-	-	-	-	-	-	-	-	-	-	-	-	-	-
1994	AL at Pit		0	0	0.00	1	0	0	0	0	1.0	1	0	0	0	0	0	0	0	0	0
1997	AL at Cle		0	0	0.00	1	0	0	0	0	1.0	0	0	0	0	0	0	0	0	0	0
Totals			0	0	0.00	2	0	0	0	0	2.0	1	0	0	0	0	0	0	0	0	0

	2000 SEASON										LIFETIME									
	ERA	W-L	SHO	G	IP	H	ER	HR	ER	HR	ERA	W-L	SHO	G	IP	H	ER	HR	ER	HR
Total	4.72	15-12	1	33	194.1	202	102	24	4.21	120-88	10	285	1750.0	1789	818	215				
Home	4.71	6-6	1	16	93.2	96	49	12	4.29	53-49	7	146	902.1	923	430	125				
Away	4.74	9-6	0	17	100.2	106	53	12	4.12	67-39	3	139	847.2	866	388	90				
Ana	-	-	-	-	-	-	-	-	4.23	9-4	1	19	117.0	122	55	12				
Bal	-	-	-	-	-	-	-	-	3.85	7-3	1	19	107.2	117	46	14				
Bos	-	-	-	-	-	-	-	-	4.73	9-8	0	23	142.2	185	75	25				
CWS	-	-	-	-	-	-	-	-	4.40	6-8	0	18	116.2	133	57	17				
Cle	-	-	-	-	-	-	-	-	3.84	6-2	1	15	93.2	94	40	13				
Det	3.86	1-0	0	1	7.0	4	3	0	4.24	11-4	1	24	148.2	133	70	27				
KC	3.60	0-1	0	1	5.0	7	2	1	4.03	10-7	1	22	136.1	121	61	20				
Min	3.00	1-0	0	1	6.0	7	2	0	2.43	13-3	1	21	137.0	108	37	3				
NYN	-	-	-	-	-	-	-	-	5.90	6-11	1	21	119.0	154	78	13				
Oak	-	-	-	-	-	-	-	-	4.32	7-6	1	17	100.0	92	48	8				
Sea	-	-	-	-	-	-	-	-	3.47	5-5	0	13	80.1	72	22	8				
TB	-	-	-	-	-	-	-	-	2.01	2-0	0	3	22.1	21	5	3				
Tex	-	-	-	-	-	-	-	-	5.62	6-7	0	13	73.2	86	46	11				
Tor	-	-	-	-	-	-	-	-	-	-	-	-	-	-	-	-	-	-	-	-
PRE ASG	5.16	8-6	0	18	104.2	101	60	17	4.29	72-45	8	184	973.2	979	464	119				
POST ASG	4.22	7-6	1	15	89.2	101	42	7	4.10	48-43	2	121	776.1	810	354	96				
Mar/Apr	5.22	3-2	0	5	29.1	30	17	6	4.57	20-11	1	48	260.0	262	132	32				
May	6.06	1-3	0	6	35.2	37	24	6	3.81	24-16	4	53	328.0	311	139	33				
June	5.20	2-1	0	5	27.2	27	18	3	4.24	20-12	2	47	268.2	299	136	38				
July	4.33	3-2	0	5	27.0	30	13	4	4.65	19-19	2	46	296.1	320	153	43				
August	3.44	4-2	0	6	36.2	35	14	3	4.11	24-15	0	47	313.0	317	143	40				
Sept/Oct	4.26	2-2	1	6	38.0	43	18	2	4.43	13-15	1	42	264.0	257	130	29				
At	1.50	1-0	0	1	6.0	7	1	1	7.11	0-1	0	1	12.2	15	4	2				
Phi	5.25	0-2	0	2	12.0	12	7	1	4.81	0-3	0	4	25.2	30	14	1				
Mon	1.23	2-0	0	2	14.0	12	2	1	3.04	2-1	0	4	26.2	25	9	3				
NY	3.00	0-1	0	2	12.0	10	4	0	5.79	0-4	0	5	28.0	30	18	5				
Phi	1.80	1-0	0	1	5.0	4	1	0	2.30	3-0	0	4	27.1	23	7	0				

LIFETIME BY BALLPARK

PAT HENTGEN	W	L	S	ERA	G	IP	H	ER	HR
Edison International Field	5	2	0	4.30	9	58.2	55	28	6
Orinole Park at Camden Yards	4	1	0	3.76	7	40.2	46	17	5
Fenway Park	6	5	0	3.89	14	90.1	97	39	12
Comiskey Park	4	3	0	3.97	9	56.2	25	25	6
Jacobs Field	1	0	0	2.86	4	28.1	23	9	2
Comerica Park	1	0	0	3.86	1	7.0	4	3	0
Kauffman Stadium	5	2	0	4.58	8	53.0	50	27	9
Metrodome	7	3	0	2.93	11	73.2	62	23	1
Yankee Stadium	3	5	0	5.90	10	58.0	76	38	6
Network Associates Coliseum	4	2	0	4.44	9	50.2	48	25	4
Tropicana Field	0	0	0	1.23	1	7.1	4	1	1
Ballpark in Arlington	1	4	0	8.39	5	24.2	6	23	0
SkyDome	47	43	0	4.24	130	808.2	827	381	113

NATIONAL LEAGUE

TURNER FIELD	W	L	S	ERA	G	IP	H	ER	HR
Turner Field	2	0	0	2.84	2	12.2	15	4	2
Pro Player Stadium	0	1	0	4.26	2	12.6	16	6	1
Olympic Stadium	1	0	0	5.91	2	10.2	12	7	2
Shea Stadium	0	3	0	4.24	3	17.0	17	8	3
Veterans Stadium	2	0	0	1.13	2	16.0	9	2	0

BATTING RECORD

YEAR	CLUB	AVG	AB	R	H	TB	2B	3B	HR	SH	SF	FB	BB	IBB	SO	SB	CS	GDP	SLG	OBP
2000 Totals		.133	60	4	6	8	0	0												

2000 SEASON										LIFETIME									
	ERA	W-L	SV	G	IP	H	ER	HR		ERA	W-L	SV	G	IP	H	ER	HR		
Total	-	-	-	-	-	-	-	-	-	5.31	2-1	1	29	39.0	39	23	6	-	-
Home	-	-	-	-	-	-	-	-	-	2.37	1-1	0	12	19.0	12	5	4	-	-
Away	-	-	-	-	-	-	-	-	-	8.10	1-0	1	17	20.0	27	18	2	-	-
Ana	-	-	-	-	-	-	-	-	-	22.50	0-0	0	3	2	8	5	1	-	-
Sal	-	-	-	-	-	-	-	-	-	-	-	-	-	-	-	-	-	-	-
Bos	-	-	-	-	-	-	-	-	-	4.15	0-0	0	3	4.1	4	2	0	-	-
CWS	-	-	-	-	-	-	-	-	-	0.00	0-0	0	1	0.2	0	0	0	-	-
Cle	-	-	-	-	-	-	-	-	-	7.50	0-0	0	6	6.0	7	5	0	-	-
Det	-	-	-	-	-	-	-	-	-	2.45	1-0	0	2	3.2	3	1	1	-	-
KC	-	-	-	-	-	-	-	-	-	-	-	-	-	-	-	-	-	-	-
Min	-	-	-	-	-	-	-	-	-	0.00	0-0	0	1	0.1	0	0	0	-	-
NY	-	-	-	-	-	-	-	-	-	2.45	0-0	0	2	3.2	2	1	0	-	-
Oak	-	-	-	-	-	-	-	-	-	19.29	0-0	0	2	2.1	5	5	0	-	-
Sea	-	-	-	-	-	-	-	-	-	1.29	0-0	1	4	7.0	4	1	1	-	-
TB	-	-	-	-	-	-	-	-	-	-	-	-	-	-	-	-	-	-	-
Tor	-	-	-	-	-	-	-	-	-	0.00	1-0	0	3	3.0	2	0	0	-	-
Tor	-	-	-	-	-	-	-	-	-	4.50	0-1	0	2	6.0	6	3	3	-	-
PRE ASG	-	-	-	-	-	-	-	-	-	-	-	-	-	-	-	-	-	-	-
POST ASG	-	-	-	-	-	-	-	-	-	5.31	2-1	1	29	39.0	39	23	6	-	-
Mar/Apr	-	-	-	-	-	-	-	-	-	-	-	-	-	-	-	-	-	-	-
May	-	-	-	-	-	-	-	-	-	-	-	-	-	-	-	-	-	-	-
June	-	-	-	-	-	-	-	-	-	-	-	-	-	-	-	-	-	-	-
July	-	-	-	-	-	-	-	-	-	2.35	0-0	0	5	8.0	6	2	0	-	-
August	-	-	-	-	-	-	-	-	-	2.87	1-1	1	9	15.2	11	5	4	-	-
Sept/Oct	-	-	-	-	-	-	-	-	-	9.34	1-0	0	15	15.1	22	16	2	-	-
Ad	-	-	-	-	-	-	-	-	-	-	-	-	-	-	-	-	-	-	-
Fla	-	-	-	-	-	-	-	-	-	-	-	-	-	-	-	-	-	-	-
Mon	-	-	-	-	-	-	-	-	-	-	-	-	-	-	-	-	-	-	-
NY	-	-	-	-	-	-	-	-	-	-	-	-	-	-	-	-	-	-	-
Pit	-	-	-	-	-	-	-	-	-	-	-	-	-	-	-	-	-	-	-

LIFETIME BY BALLPARK

	W	L	S	ERA	G	IP	H	ER	HR
RICK HUISMAN	0	0	0	22.50	3	2.0	6	5	1
Edison International Field	0	0	0	5.40	2	3.1	4	2	0
Fenway Park	0	0	0	0.00	1	0.2	0	0	0
Comiskey Park	0	0	0	22.50	4	2.0	5	5	0
Jacobs Field	1	1	0	2.37	12	19.0	12	5	4
Kauffman Stadium	0	0	0	19.29	2	2.1	5	5	0
Network Associates Coliseum	0	0	0	0.00	2	2.0	2	0	0
Ballpark in Arlington	0	0	0	0.00	2	2.0	2	0	0

FIELDING

	P	PCT	G	PO	A	E	DP
1995	1,000	7	0	1	0	0	0
1996	1,000	22	0	5	0	0	0
Career	1,000	29	0	6	0	0	0

BATTING RECORD

YEAR	CLUB	AVG	AB	R	H	TB	2B	3B	HR	RBI	SH	SF	HBP	BB	IBB	SO	SB	CS	GDP	SLG	OBP
2000 Totals	-	-	-	-	-	-	-	-	-	-	-	-	-	-	-	-	-	-	-	-	-
Career Totals	-	-	-	-	-	-	-	-	-	-	-	-	-	-	-	-	-	-	-	-	-
Post Season Totals	-	-	-	-	-	-	-	-	-	-	-	-	-	-	-	-	-	-	-	-	-

16 JASON JOHNSON

RHP



Full Name: Jason Michael Johnson
Born: October 27, 1973
Opening Day Age: 27
Height: 6'6" **Weight:** 235
Bats: R **Throws:** R
Birthplace/Residence: Born in Santa Barbara, CA...Resides in Henderson, NV
Contract Status: Signed through 2001
M.L. Service: 2 years, 140 days
Acquired: March 29, 1999; from the Tampa Bay Devil Rays in exchange for OF Danny Clyburn and cash considerations

GAME HIGHS & STREAKS

LONGEST OUTING: 7.0 innings, nine times, most recently June 17, 2000 vs. Anaheim...**STRIKEOUT HIGH:** 7, three times, most recently June 22, 2000 at Seattle...**WALK HIGH:** 5, twice, May 13, 2000 vs. Boston and June 28, 2000 at Boston...**HR ALLOWED:** 3, twice, July 6, 2000 vs. New York and May 26, 1998 vs. Seattle...**WINNING STREAK:** 5 games, August 19 - September 26, 1999...**LOSING STREAK:** 8 games, May 3 - August 4, 2000

2000

- Split season between Orioles and AAA Rochester, with two stints at each.
- Began season at AAA Rochester before being recalled on April 21...Was named International League Pitcher of the Week, April 17-23, tossing a 3-0, 5-hit shutout over Syracuse on April 18
- Made 12 starts in 15 outings for Orioles before being optioned to Rochester on July 7...Was recalled again from minors on August 1 and made 9 of 10 appearances in relief over final two months of season.
- With Orioles, got off to 0-8 start, tying Mike Boddicker's 1988 club record for most consecutive losses to begin a season...Snapped the skid and earned his only win of season on August 4 at Tampa Bay, pitching 4.0 perfect innings of relief in the Orioles' 10-9 win in 15 innings.
- As a starter for the Orioles, went 0-8 with a 7.20 ERA (75.0IP, 81H, 65R/60ER)...Pitched at least 5.0 innings in 12 of his 13 starts and had 4 "Quality Starts".
- In 12 relief appearances, went 1-2 with a 6.61 ERA (32.2IP, 38H, 30R/24ER).
- Made his first major league start of the season on April 23 at Oakland, allowing one run over 6.0 IP without a decision...Did not receive a decision in his first 2 starts for Orioles despite allowing only 4 runs over 13.0 IP.
- Allowed just 2 runs in 14.0 innings in his final 3 appearances in May, including 2 starts...Beginning June 2, he allowed at least 5 runs in 7 of his final 8 appearances before being sent back to Rochester.
- In 5 starts at Rochester in July, he went 2-1 with a 1.80 ERA (35.0IP, 20H, 10R/7ER, 15BB, 37K)...Overall he went 3-1 with a 1.47 ERA in 8 starts (55.0IP, 32H, 12R/9ER, 21BB, 56K) for Red Wings.
- In his only start after his second recall, on August 15 vs. Chicago, he matched a club record by allowing 12 runs (10 earned) on 11 hits and 4 walks over 5.0IP in a 14-4 loss.
- Allowed 17 stolen bases, tied with Sidney Ponson for most among Orioles pitchers and tied for 7th among American League hurlers.

PRO CAREER

1999: Acquired from Tampa Bay on 3/29 in exchange for OF Danny Clyburn...Joined club for final five days of spring training before being optioned to AAA Rochester...Was recalled from Rochester on 5/20 and became part of Orioles starting rotation for remainder of the season...Pitched markedly better following the All-Star Game, with a 7-4 record and 5.17 ERA in 13 starts vs. 1-3, 5.93 in 9 games/8 starts before the break...Yielded 14 ER in 6.0 IP in back-to-back starts at Tampa Bay and Cleveland, 8/9 & 8/14, otherwise his ERA in the 2nd half was 3.72 and for the season was 4.61...8 of his final 16 outings resulted in "Quality Starts"...Finished season with 5-game winning streak over his final 7 starts, beginning 8/19...Did not allow more than 5 hits in a game in that span and pitched to a 3.38 ERA (42.2IP, 16ER)...Pitched 5 innings of 3-hit, shutout ball on 9/8 at Minnesota before leaving game with broken blister on his right index finger...Did not start again until 9/21 at Texas...Won his final 3 starts but was scratched from final outing 10/1 after breaking small toe on left foot in home accident earlier that day...Made his Orioles debut on 5/20 losing to Anaheim...Earned his first Orioles win on 6/20 at Chicago in his 5th start...Made his only relief appearance on June 1 at Seattle...Left-handers batted only .242 (52-215), 8th lowest in AL...Overall, allowed opponents a .297 batting average before the All-Star break (52-175) and .247 after (68-275)...Allowed 5 HR in his first 11 starts but only 11 HR in his final 10 starts, including a season-high 3 at Detroit on 8/29...At Rochester, went 4-2 with a 3.65 ERA in 8 starts...At the time of his recall, led International League with 27 walks allowed but had limited opposing batters to a .212 average (35-165).

1998: Began season at AAA Durham, but was recalled by Tampa Bay on 4/18 to replace Rick Gorecki (DL) in the rotation...Earned win in his first major league start 4/23 at Texas (5.1IP, 4H, 2R, 2ER, 5BB, 2K)...Picked up his second win nearly a month later, 5/22 at Seattle, surrendering a run on four hits over six innings of work...Made his final appearance of the season 7/3 at Toronto...Left game after 3.1 innings with lower back stiffness and was placed on the 15-day disabled list the following day...Was transferred to the 60-day DL September 21...On season, enjoyed more success on the road, going 2-1 with a 3.64 ERA, while posting 0-4, 7.71 numbers at Tropicana Field...Started a pair of games for AA Durham, going 1-0 with a (2.92 ERA)...Participated in the Arizona Fall League at season's end and tied a league record with seven wins for runner-up Grand Canyon, earning Pitcher of the Year honors...His 45.0 innings pitched finished a league second best, and he was voted one of the top two right-handed (starter) prospects in the AFL by the managers and coaches.

1997: Began season with Class A Lynchburg, advanced to AA Carolina 7/7 and promoted to Pittsburgh 8/27...Made his major league debut the day his contract was purchased by the Pirates, appearing in relief against Los Angeles...Surrendered a home run to Mike Piazza on his first pitch...Allowed three runs in five innings of work over his final two outings (9/1 vs. Cleveland, 9/27 at Houston)...Was a combined 11-7 at Lynchburg and Carolina with a 3.85 ERA and 155 strikeouts in 156.2 innings...Marked the first time

he recorded a winning record since his first year of professional baseball at Bradenton in 1992 (2-0)...After starting 2-4 with a 4.85 ERA in his first 10 starts at Lynchburg, won six of his last seven starts there (one no decision) with a 2.27 ERA.

1996: After going 1-4 with a 6.50 ERA in 15 games (5 starts) at Lynchburg, showed improvements at Augusta with a 4-4 record, 3.11 ERA and 83 strikeouts in 84 IP (14 games, all starts).

1995: Split time between Augusta of the South Atlantic League and Lynchburg of the Carolina League, going 4-9 with 83 strikeouts in 108.2 innings.

1994: Spent the entire season at Class A Augusta, establishing career high games (20), starts (19), innings pitched (102.2) and walks (32)...More than 25% of the runs he surrendered were unearned (19 of 67).

1993: Went just 1-4 in nine starts at Bradenton despite a 2.33 ERA and only 48 hits in 54 innings.

1992: Made his professional debut with Bradenton of the Gulf Coast League, appearing in five games in relief.

PERSONAL/MISCELLANEOUS

He and his wife, Stacey, were married over the All-Star Break in 1998...After living outside Las Vegas for several years, Jason and Stacey made their home in the Baltimore area this past off-season...Jason attended Conner (KY) High School...For the last two winters, he has participated in the Orioles annual FanFest...In November 2000, Jason and Stacey delivered Thanksgiving turkeys to needy families on behalf of the Orioles and the Oriole Wives as part of the wives' annual food drive campaign, which raised more than \$9,500 and collected more than 4.1 tons of food during the July 14-16 series vs. Atlanta...Jason served as spokesperson for the Juvenile Diabetes Foundation's "Field of Dreams" fundraiser last September at Camden Yards, an event that raised more than \$60,000 for JDF...Switched to No. 16 this season after wearing No. 41 in his first 2 seasons with O's...Gave up the number for newly acquired RHP Pat Hentgen, who has worn No. 41 throughout his 10-year major league career.

YEAR	CLUB	W	L	ERA	G	GS	CG	SHO	SV	IP	H	R	ER	HR	BB	IBB	SO	WP	BK
1992	GCL Pirates-1	2	0	3.68	5	0	0	0	0	7.1	6	3	3	0	0	0	3	1	0
1993	GCL Pirates	1	4	2.33	9	0	0	0	0	54.0	48	22	14	0	1	14	0	39	0
	Wetland	1	5	4.63	6	1	0	0	0	35.0	33	24	18	0	2	9	0	19	1
1994	Augusta	2	12	4.03	20	19	1	0	0	102.2	119	67	46	5	7	32	0	69	12
1995	Augusta	3	5	4.36	11	11	1	0	0	53.2	57	32	26	2	4	17	0	42	3
	Lynchburg	1	4	4.51	10	10	0	0	0	55.0	58	37	30	9	2	20	0	41	2
1996	Lynchburg	1	4	6.50	15	5	0	0	0	44.1	58	37	32	6	1	12	0	27	0
	Augusta	4	4	3.11	14	14	1	1	0	84.0	82	40	29	2	6	25	0	63	2
1997	PITTSBURGH	0	0	6.00	3	0	0	0	0	6.0	10	4	4	4	2	0	1	0	3
	Carolina	3	3	4.06	9	9	1	0	0	57.1	56	31	28	6	1	16	0	63	1
	Lynchburg	8	4	3.71	17	17	0	0	0	99.1	98	43	41	4	6	30	1	92	7
1998	Durham	1	0	2.92	2	2	0	0	0	12.1	6	4	4	2	0	2	0	14	0
	TAMPA BAY-2	2	5	5.70	13	13	0	0	0	60.0	74	38	38	9	3	27	0	36	2
1999	Rochester	4	2	3.65	8	8	0	0	0	44.1	35	19	18	6	1	27	0	47	2
	BALTIMORE-3	8	7	5.48	22	21	0	0	0	115.1	120	74	70	16	3	55	0	71	5
2000	Rochester	3	1	1.47	8	8	1	1	0	55.0	32	12	9	2	3	21	0	56	2
	BALTIMORE	1	10	7.02	25	13	0	0	0	107.2	119	66	84	21	4	81	2	79	3
Minor Lg. Totals		34	46	3.78	134	118	6	2	0	704.1	686	371	296	44	34	231	1	595	36
BALTIMORE Totals		9	17	6.22	47	34	0	0	0	223.0	239	169	154	37	7	116	2	150	8
American League		11	22	6.11	60	47	0	0	0	283.0	313	207	192	46	10	143	2	186	10
National League		0	0	6.00	3	0	0	0	0	6.0	10	4	4	2	0	1	0	3	0
ML Totals		11	22	6.10	63	47	0	0	0	289.0	323	211	196	48	10	144	2	189	10

1-Signed by the Pittsburgh Pirates as a non-drafted free agent on July 21, 1992.

2-Signed by the Tampa Bay Devil Rays in the first round of the 1997 Expansion Draft.

3-Acquired from the Tampa Bay Devil Rays in exchange for OF Danny Cyprien and cash considerations on March 29, 1999.

	2000 SEASON										LIFETIME									
	ERA	W-L	SHO	G	IP	H	ER	HR	BB	IBB	ERA	W-L	SHO	G	IP	H	ER	HR	BB	IBB
Total	7.02	1-10	0	25	107.2	119	84	21	6.10	11-22	0	63	289.0	323	196	48				
Home	7.32	0-6	0	12	51.2	61	42	11	6.53	2-13	0	29	132.1	153	96	25				
Away	6.75	1-4	0	13	56.0	58	42	10	5.74	9-9	0	34	156.2	170	100	23				
Ave	9.00	0-2	0	2	12.2	13	12	5	8.84	1-3	0	4	25.0	23	19	6				
Bal	-	-	-	-	-	-	-	-	0.00	0-0	0	1	6.0	2	0	0				
Bos	2.35	0-0	0	3	15.1	6	4	0	2.86	1-1	0	5	28.1	21	9	2				
CWS	8.74	0-1	0	2	11.1	14	11	2	7.94	1-1	0	3	17.0	22	15	3				
Cle	15.43	0-0	0	1	2.1	4	4	0	7.94	0-1	0	6	22.2	30	20	5				
Det	8.22	0-0	0	2	7.2	12	7	1	6.91	1-0	0	3	14.1	17	11	4				
KC	-	-	-	-	-	-	-	-	8.22	0-0	0	2	7.2	10	7	1				
Min	0.00	0-0	0	1	1.0	1	0	0	2.08	2-0	0	3	13.0	9	3	1				
NYN	22.50	0-1	0	1	2.0	4	5	3	5.63	0-3	0	3	16.0	18	10	5				
Oak	4.05	0-2	0	3	13.1	14	8	0	5.53	1-3	0	6	27.2	34	17	3				
Sca	7.11	0-1	0	2	6.1	10	5	1	6.97	1-3	0	6	20.2	27	16	5				
TB	0.00	1-0	0	1	4.0	0	0	0	10.13	1-1	0	2	8.0	12	9	1				
Tex	5.11	0-0	0	3	12.1	19	7	2	5.68	2-1	0	6	25.1	30	16	4				
Tor	12.00	0-2	0	2	9.0	10	12	4	7.77	0-2	0	5	22.0	25	19	4				
PRE ASG	6.84	0-8	0	15	73.2	77	56	17	6.23	3-16	0	37	177.2	203	123	31				
POST ASG	7.41	1-2	0	10	34.0	42	28	4	5.90	8-6	0	26	111.1	120	73	17				
Mar/Apr	2.77	0-0	0	2	13.0	13	4	1	3.97	1-1	0	4	22.2	25	10	3				
May	5.09	0-3	0	5	23.0	23	13	5	5.37	1-5	0	12	57.0	62	34	11				
June	8.22	0-3	0	6	30.2	33	28	6	7.47	1-7	0	16	74.2	93	62	12				
July	14.14	0-2	0	2	7.0	8	11	5	5.77	1-5	0	8	39.0	37	25	5				
August	6.75	1-1	0	6	24.0	27	18	3	7.15	4-3	0	13	56.2	68	45	12				
Sept/Oct	9.00	0-1	0	4	10.0	15	10	1	4.62	3-1	0	10	39.0	38	20	5				
All	-	-	-	-	-	-	-	-	-	-	-	-	-	-	-	-	-	-	-	-
Fia	-	-	-	-	-	-	-	-	4.50	0-0	0	1	6.0	8	3	0				
Mon	7.54	0-1	0	1	5.2	6	5	2	5.40	0-1	0	2	11.2	9	7	2				
NYM	10.13	0-0	0	1	5.1	6	6	1	7.20	0-1	0	2	10.0	12	8	1				
Phi	-	-	-	-	-	-	-	-	7.71	0-1	0	1	4.2	7	4	0				

LIFETIME BY BALLPARK

JASON JOHNSON

Oriole Park at Camden Yards

Farmway Park

Comiskey Park

Jacobs Field

Comerica Park

Kauffman Stadium

Metroland

Yankee Stadium

Network Associates Coliseum

Saleco Field

Tropicana Field

Ballpark in Arlington

SkyDome

NATIONAL LEAGUE

Pro Player Stadium

Olympic Stadium

Shea Stadium

Veterans Stadium

BATTING RECORD

BATTING RECORD		AVG	AB	R	H	TB	2B	3B	HR	RBI	SH	SF	HBP	BB	IBB	SO	SB	CS	GDP	SLG	OBP
2000 Totals		.000	3	0	0	0	0	0	0	0	2	0	0	0	0	2	0	0	0	.000	.000
Career Totals		.000	8	0	0	0	0	0	0	0	2	0	0	0	0	6	0	0	0	.000	.000
Post Season Totals																					

69 JORGE JULIO

RHP—NON-ROSTER INVITEE



Full Name: Jorge Dandys Julio
Born: March 3, 1979
Opening Day Age: 22
Height: 6'1" **Weight:** 190
Bats: R **Throws:** R
Birthplace/Residence: Born and resides in Caracas, Venezuela
Contract Status: Signed through 2001
M.L. Service: None
Acquired: December 22, 2000; from the Montreal Expos in exchange for 3B Ryan Minor

2000

- Spent his 2nd season with Class A Jupiter in the Montreal Expos organization.
- Started in 15 of his first 16 appearances through June...Went 2-9 with a 5.90 ERA in his starts (71.2 IP, 83 H, 54 R/47 ER) through June.
- In his only relief outing during that stretch, he earned his lone save with a 3-inning outing on May 1 vs. Clearwater.
- Made his last start June 29 before going on the disabled list July 14 with a right rotator cuff strain.
- Returned from DL on August 25 and pitched out of bullpen, making 5 relief appearances over final 8 days of season...Pitched 4.2 innings and allowed 4 earned runs but allowed 2 hits and no runs over his final 3 outings.
- Pitched in Venezuelan Winter League, going 0-2 with 6 saves and a 2.57 ERA with 27 strikeouts in 21 innings for La Guaira.

PRO CAREER

1999: Led Class A Jupiter in strikeouts (80) and losses (8) and was 2nd starts (22) and innings pitched (115)...Averaged respectable 1.3 baserunners per 9 innings pitched...Went 3-1 with a 2.40 ERA in his first 5 starts but won just once after that.

1998: Spent season in Class A, splitting season between Cape Fear in the South Atlantic League and Vermont in the New York-Penn loop...Combined to go 5-3 with a 3.91 ERA in 13 games, all starts...First win came on June 22 with 6 innings of shutout ball vs. Lowell...Struck out career-high 11 batters to win his 2nd game, July 2 vs. St. Catharines, also with 6 shutout innings.

1997: Spent most of season with Expos team in Gulf Coast League...Earned first win on June 30 vs. GCL Braves with 5 IP, 5 H, 1 ER.

1996: Played for Expos' team in the Dominican Summer League...Went 1-1 with a 6.06 ERA in 10 relief appearances, striking out 21 batters in 16.1 IP.

PERSONAL/MISCELLANEOUS

Was signed by Montreal as a non-drafted free agent February 14, 1996...Was signed by Expos scout Carlos Acosta...Attended Fundacion Bolivariana school in Caracas, Venezuela.

YEAR	CLUB	W	L	ERA	G	GS	CG	SHO	SV	IP	H	R	ER	HR	HB	BB	IBB	SO	WP	BK
1997	Expos-1	5	6	3.58	15	8	0	0	1	65.1	57	25	22	0	1	21	0	42	3	0
	West Palm Beach	0	0	0.00	1	0	0	0	0	0.0	2	1	1	0	0	0	0	0	0	0
1998	Vermont	3	1	2.57	7	7	0	0	0	42.0	30	12	12	1	3	15	0	52	1	1
	Cape Fear	2	2	5.88	6	6	0	0	0	31.2	33	20	20	4	1	12	0	20	1	0
1999	Jupiter	4	8	3.92	23	22	0	0	0	114.2	116	62	50	6	3	34	0	80	11	1
2000	Jupiter	2	10	5.90	21	15	0	0	1	79.1	93	60	52	4	4	35	0	67	1	3
	Minor Lg. Totals	16	27	4.37	73	58	0	0	2	323.0	331	180	157	15	12	117	0	261	17	5
	BALTIMORE Totals	-	-	-	-	-	-	-	-	-	-	-	-	-	-	-	-	-	-	-
	American League	-	-	-	-	-	-	-	-	-	-	-	-	-	-	-	-	-	-	-
	National League	-	-	-	-	-	-	-	-	-	-	-	-	-	-	-	-	-	-	-
	ML Totals	-	-	-	-	-	-	-	-	-	-	-	-	-	-	-	-	-	-	-

1-Signed by Montreal as a non-drafted free agent on February 14, 1996

40 EUGENE KINGSALE

OUTFIELDER



Full Name: Eugene Humphrey Kingsale
Born: August 20, 1976
Opening Day Age: 24
Height: 6'3" **Weight:** 194
Bats: S **Throws:** R
Birthplace/Residence: Born and still resides in Oranjestad, Aruba
Contract Status: Signed through 2001
M.L. Service: 1 year, 40 days
Acquired: June 19, 1993; signed by the Orioles as a non-drafted free agent

GAME HIGHS, STREAKS & SLAMS

HITS: 3, three times, most recently September 5, 2000 at Minnesota...RBI: 2, four times, most recently September 28, 2000 vs. Toronto and September 8, 2000 at Anaheim...HITTING STREAK: 8 games, September 7-13, 1999...GRAND SLAMS: None

2000

- Was sidelined for most of the season with a torn right quadriceps muscle suffered near the end of spring training...Began season on 15-day disabled list and was later switched to 60-day DL.
- Went on rehab assignment in Gulf Coast League on August 18...Moved to Class A Frederick on August 19 and AA Bowie August 25 before being activated and optioned to AAA Rochester on August 28...Batted a combined .385 (20-52) in 14 games between the 4 teams.
- Was recalled by Orioles on September 1 and started 22 of the last 26 games in center field...Hit safely in 13 of 25 games with an at bat while with the Orioles, including a 5-game hitting streak, September 18-23...Went 11-for-43 (.256) in his last 12 games.
- Matched his career-high with 3 hits on September 5 at Minnesota...Made a dramatic game-saving catch with the bases loaded for the final out to preserve a 3-2 win over the Twins the previous day.

PRO CAREER

1999: Spent majority of season in the minors at Bowie and Rochester before concluding the season with the Orioles...Was recalled from Rochester on 8/29 and in his first at-bat that day, doubled off Detroit's C.J. Nitkowski for his first major league hit...Hit in 15 of 25 games with an at-bat for Orioles and had a 6-game hitting streak, 9/7-13...Was batting .359 on 9/13 but went 1-for-24 over his next 7 games and batted .152 (7-46) for the remainder of the season to drop his average to .247...Began season at Bowie before being promoted to Rochester on 6/28...Combined to hit .266 between Bowie and Rochester...Hit safely in his first 11 games with Rochester and had 5 hits on 8/17 vs. Buffalo...Following season, played in Arizona Fall League for Scottsdale Scorpions.

1998: Spent most of the season at Bowie where he batted .262 in 111 games...Was up at Rochester from 7/28 through 8/17...Hit his first professional home run on 8/26 for Bowie, in his 1,028th career at-bat...Was recalled by the Orioles from Bowie on 9/1...Appeared in 11 games for the Orioles, batting twice...Was utilized as pinch-runner seven times and entered games defensively four times.

1997: Suffered through an injury plagued campaign...Sustained a sprained medial collateral ligament in his right knee while sliding into third base in the first inning of the season...Was on the disabled list until 6/29...In his first game back from the DL, Eugene suffered a broken right hand when he was hit by a pitch...The hit by pitch was ruled a foul ball...Was again placed on the disabled list...Was activated from the disabled list again on 8/11...Broke the same bone in his hand when he was struck by a pickoff throw on 8/22 and, as a result, he missed the remainder of the season...In the brief time that he was active, Eugene batted .413 in 13 games for the Baysox and hit safely in 11 of 13 games...He batted safely in his final seven games and collected four bunt singles.

1996: Spent his injury shortened season at Class A Frederick of the Carolina League...Got off to a running start as his 15 stolen bases in April was 2nd among all minor leaguers...On 5/29 he was placed on the 7-day disabled list with a dislocated left shoulder that he suffered the day before diving head first into second base...Remained on the disabled list until 8/31, after the conclusion of his minor league season and reported to extended spring training...On 9/3 his contract was purchased by the Orioles...On that night in Anaheim, he entered the game as a defensive replacement in the 8th inning and became the first native of Aruba to play in the major leagues...Appeared in three games with the Orioles, twice as a defensive replacement and once as a pinch-runner, but did not have a plate appearance.

1995: Ranked 3rd in Appalachian League in on-base percentage (.420) and 3rd in batting average (.316)...Was named to post-season All-Star Team...Hit .349 (29-83) on the road and .284 (25-88) at

home...Batted .371 (23-62) in July...Had a 12-game hitting streak, 7/16-8/7, batting .545 (24-44) with 15 runs scored, 5 doubles and 7 RBI...Went 0-for-17 with 5 strikeouts in 4 games, 8/9-13...Led league outfielders with 11 errors.

1994: After going 5-for-22 (.227) in his first five pro games for the GCL O's, he batted .322 (47-146) the rest of the season...Went 4-for-5 vs. GCL Pirates 7/12...Drove in 3 runs while going 3-for-4 vs. GCL Twins 8/25...Was successful on 15 of 23 stolen base attempts (65%).

1993: Was assigned to Gulf Coast League (R) but did not play.

PERSONAL/MISCELLANEOUS

Single...One of several Arubans signed by O's scout Jesus "Chu" Halabi, including Sidney Ponson, Radhames Dykhoff and Calvin Maduro...Maduro became the second player from Aruba to appear in the majors, following Eugene, when he pitched for the Phillies in the final game of the '96 season...Ponson was 3rd Aruban in big leagues and Dykhoff was 4th...Both of Eugene's parents are of Dutch descent...Played in youth baseball programs in Aruba...Was a member of the Antillean Babe Ruth Championship team...Drove in the tying run and then scored the winning run in the Aruban National Team's title victory...Graduated from John F. Kennedy Technical School in '93...Earned letters in baseball, softball, basketball and soccer and was named team captain...Plays the drums.

YEAR	CLUB	AVG	G	AB	R	H	TB	3B	HR	RBI	SH	FFBP	BB	IBB	SO	SB	CS	GDP	SLG	OBP		
1993	Gulf Coast-1																					
1994	Gulf Coast	.310	50	168	26	52	60	2	3	0	9	1	2	18	0	24	15	8	1	.357	.381	
1995	Bluefield	.318	47	171	45	54	69	11	2	0	16	4	2	5	27	0	31	20	8	0	.404	.420
1996	Frederick	.271	50	166	26	45	59	6	4	0	9	3	2	6	19	1	32	23	4	1	.355	.363
	BALTIMORE	.000	3	0	0	0	0	0	0	0	0	0	0	0	0	0	0	0	0	0	-	-
1997	Gulf Coast	.294	6	17	2	5	5	0	0	0	0	0	0	1	2	0	2	1	0	0	.294	.400
	Bowie	.413	13	46	8	19	25	6	0	0	4	1	0	1	5	0	4	5	1	2	.543	.481
1998	Bowie	.262	111	427	69	112	136	11	5	1	34	10	4	12	49	2	79	29	12	6	.319	.350
	Rochester	.218	18	55	3	12	15	1	1	0	2	1	0	1	4	0	8	3	3	3	.273	.283
	BALTIMORE	.000	11	2	1	0	0	0	0	0	0	0	0	0	0	0	1	0	0	0	.000	.000
1999	Bowie	.235	67	268	43	63	91	11	4	3	23	6	2	1	33	0	46	13	10	4	.340	.319
	Rochester	.309	48	191	31	59	74	9	0	2	20	3	1	3	13	0	23	10	9	2	.387	.361
	BALTIMORE	.247	26	85	9	21	23	2	0	0	7	2	1	2	5	0	13	1	3	3	.271	.301
2000	Gulf Coast	.313	5	18	7	5	5	0	0	0	4	0	1	0	4	0	0	2	0	0	.313	.429
	Frederick	.440	6	25	8	11	17	3	0	1	1	0	0	0	1	0	6	2	1	0	.680	.462
	Bowie	.364	3	11	5	4	9	2	0	1	5	0	0	0	3	0	0	1	0	0	.818	.520
	Rochester	.400	2	10	2	4	5	1	0	1	0	0	0	0	0	0	1	1	1	1	.500	.400
	BALTIMORE	.239	25	88	13	21	25	2	1	0	9	0	1	0	2	0	14	1	2	4	.294	.253
Minor Lg. Totals		.277	426	1571	273	435	570	63	18	8	130	29	13	32	177	3	255	124	54	22	.393	.359
BALTIMORE Totals		.240	67	175	23	42	48	4	1	0	16	2	2	2	7	0	28	2	5	7	.274	.274
American League		.240	67	175	23	42	48	4	1	0	16	2	2	2	7	0	28	2	5	7	.274	.274
National League		-	-	-	-	-	-	-	-	-	-	-	-	-	-	-	-	-	-	-	-	-
ML Totals		.240	67	175	23	42	48	4	1	0	16	2	2	2	7	0	28	2	5	7	.274	.274

1-Signed by the Orioles as a non-drafted free agent June 19, 1993.

PRESIDENTIAL VISITS

#	Year	President	Date	vs.	W/L/Score
1	1979	Jimmy Carter	7th game of W.S.	Pittsburgh	(L) 1-4
2	1983	Ronald Reagan	Opening Day	Philadelphia	(L) 1-2
3	1984	Ronald Reagan	Opening Day	Chicago	(L) 2-5
4	1986	Ronald Reagan	Opening Day	Cleveland	(L) 4-6
5	1989	George Bush	Opening Day ¹	Boston	(W) 5-4 (11 inn)
6	1989	George Bush	June 26	Toronto	(W) 2-1
7	1989	George Bush	August 4	Texas	(L) 4-6
8	1990	George Bush	July 16	Texas	(W) 7-6
9	1991	George Bush	May 15 ²	Oakland	(L) 3-6
10	1992	George Bush	Opening Day ³	Cleveland	(W) 2-0
11	1993	Bill Clinton	Opening Day	Texas	(L) 4-7
12	1995	Bill Clinton	September 8 ⁴	California	(W) 9-0
13	1996	Bill Clinton	Opening Day	Kansas City	(W) 4-2
14	1997	Bill Clinton	July 2	Philadelphia	(W) 10-6

1—The Orioles set what is believed to be a major league record when they hosted not one, but two incumbent presidents, each from a different part of the world - President George Bush and Hosni Mubarak of Egypt.

2—President and Mrs. Bush hosted Queen Elizabeth II of England and her husband, Prince Philip, the Duke of Edinburgh.

3—President Bush and his grandson, George P. Bush, threw ceremonial first balls on Opening Day, 1992, which marked the first regular season game at Oriole Park at Camden Yards.

4—President Bill Clinton and Vice President Al Gore attended Cal Ripken's 12,131st game, the first time both a president and vice president attended a game outside of Washington.

	2000 SEASON					LIFETIME				
	AVG	AB	H	HR	RBI	AVG	AB	H	HR	RBI
Total	.239	88	21	0	9	.240	175	42	0	16
Home	.257	35	9	0	3	.261	88	23	0	8
Away	.228	53	12	0	6	.218	87	19	0	8
Ana	.214	14	3	0	3	.190	21	4	0	3
Bal	-	-	-	-	-	-	-	-	-	-
Bos	.167	12	2	0	1	.222	27	6	0	4
CWS	-	-	-	-	-	-	-	-	-	-
Cle	.167	6	1	0	0	.167	12	2	0	0
Det	-	-	-	-	-	.250	4	1	0	0
KC	-	-	-	-	-	-	-	-	-	-
Min	.300	10	3	0	1	.368	19	7	0	2
NY	.250	8	2	0	1	.200	20	4	0	1
Oak	.333	12	4	0	0	.200	20	4	0	1
Sas	.000	4	0	0	0	.412	17	7	0	2
TB	-	-	-	-	-	.125	8	1	0	0
Tex	.273	11	3	0	1	.200	15	3	0	1
Tor	.273	11	3	0	2	.250	12	3	0	2
PRE ASG	-	-	-	-	-	-	-	-	-	-
POST ASG	.239	88	21	0	9	.240	175	42	0	16
vs. Left	.360	25	9	0	4	.324	37	12	0	4
vs. Right	.190	63	12	0	5	.217	138	30	0	12
as DH	.000	2	0	0	0	.000	4	0	0	0
as PH	.000	3	0	0	0	.000	5	1	0	0
Mar/Apr	-	-	-	-	-	-	-	-	-	-
May	-	-	-	-	-	-	-	-	-	-
June	-	-	-	-	-	-	-	-	-	-
July	-	-	-	-	-	-	-	-	-	-
August	-	-	-	-	-	.167	6	1	0	0
Sept/Oct	.239	88	21	0	9	.247	166	41	0	16

	AB	H	HR	RBI	AVG	OBP	SLG	OPS
All	190	21	4	0	.311	.353	.463	.806
Fla	360	25	9	0	.250	.300	.389	.649
Mon	190	63	12	0	.333	.400	.526	.926
NY	300	2	0	0	.007	.007	.007	.014
Phi	300	3	0	0	.010	.010	.010	.020

LIFETIME BY BALLPARK

EUGENE KINGSLEY	AVG	AB	H	HR	RBI	OF	PCT	G	PO	A	E	DP
Edison International Field	.190	21	4	0	3	1996	1.000	2	2	0	0	0
Oriole Park at Camden Yards	.261	88	23	0	8	1998	1.000	4	2	0	0	0
Forney Park	.150	20	3	0	2	1999	.960	24	48	1	1	0
Jacobs Field	.167	6	1	0	0	2000	.954	24	60	2	3	0
Metrodome	.368	19	7	0	2	Career	.966	54	112	3	4	0
Network Associates Coliseum	.000	0	0	0	0							
Kingdome	.000	1	0	0	0							
Ballpark in Arlington	.200	15	3	0	1							
Soy Dome	.000	1	0	0	0							

68 MIKE KINKADE

INFILDER/CATCHER



Full Name: Michael A. Kinkade
Born: May 6, 1973
Opening Day Age: 27
Height: 6'1" **Weight:** 210
Bats: R **Throws:** R
Birthplace/Residence: Born in Livonia, MI...Resides in Pullman, WA
Contract Status: Signed through 2000
M.L. Service: 126 days
Acquired: July 28, 2000; from the New York Mets along with SS Melvin Mora, RHP Leslie Brea and RHP Pat Gorman in exchange for SS Mike Bordick

2000

- Was acquired on July 28 from the New York Mets with shortstop Melvin Mora and two minor league pitchers in exchange for shortstop Mike Bordick...Spent most of the season in the minor leagues between the Mets and Orioles organizations.
- Was a member of the gold-medal winning United States Olympic Baseball Team...Kinkade left the Orioles following the game on August 27 to participate in a series of workouts, exhibitions and the Olympic Games in Sydney, Australia during the final month of the season...Batted .207 (6-29) with 3 RBI in 9 games in the Olympics.
- Led all AA hitters with a .358 batting average...Also led the Eastern League in on-base percentage (.434) and slugging percentage (.561) and was 3rd and 4th among all AA players, respectively, while playing 98 games for the Mets AA Binghamton affiliate and 8 for the Orioles' Bowie farm team in the EL.
- Was named catcher on the Eastern League's post-season All-Star team.
- Batted .364 in 15 games with the Red Wings and went 16-for-35 over his last 9 games there before joining the Orioles...Overall, he batted .358 with 30 2B, 3 3B, 14 HR & 82 RBI for 3 minor league teams.
- His .358 batting average was 2nd among all full-season minor leaguers behind Salt Lake's John Barnes (.365)...Also had 8th-best on-base percentage at .440.
- Was recalled by the Mets on July 21 and went 0-for-2 in 2 games before being traded to the Orioles...Played 8 games at Bowie before being promoted to AAA Rochester.
- Recalled from AAA Rochester on August 21 and appeared in 3 games for the Orioles, going 3-for-7...In his final game with the Orioles, drove in the go-ahead run with an RBI double in the 5th inning in a victory over Tampa Bay on August 27.
- In the minors, played 78 games at catcher, 20 games at third base, 11 games in the outfield and 3 games at first base.

PRO CAREER

1999: Began season on Mets' 25-man roster and had 3 tours of duty with New York...After being sent to AAA Norfolk of the International League on 5/22, was recalled on 7/8 and spent 10 days with Mets before being optioned back again...Was recalled a 2nd time on 9/7...In his first stint with NY, batted he hit .196 (9-46) with 3 runs scored, 2 doubles, 1 triple, 2 home runs and 6 RBI in 27 games...Collected his first 2 major league RBI on 4/12 vs. Florida and his first big league home run on 4/29 of San Diego's Dan Miceli...Hit his 2nd homer on 5/9 at Arizona off Greg Swindell...With the Mets, he made 6 starts in right-field and 3 in leftfield...Also saw action at first base, third base and catcher.

1998: Played 30 games with Norfolk, 28 at third base and 2 at first base...Was recalled from Norfolk on 9/4...Made his major league debut as a defensive replacement at third base on 9/8 at Philadelphia...Became the 114th third baseman in Mets' history...Had arthroscopic surgery on his left ankle on 11/23.

1997: Was named the AA Texas League's Player of the Year, leading all of the minor leagues with a .385 batting average...Led the league in hits (180), RBI (109) and on-base percentage (.455)...Ranked 2nd in triples (12) and slugging percentage (.558) and 5th in extra-base hits (59)...Was selected to the Texas League's All-Star team and was named to *Baseball America's* All-Star team...Was the Topps Player of the Month for August, when he batted .398 (45-113).

1996: Was named to the Class A Midwest League's All-Star team and hit a home run in the league All-Star Game...Led the league in runs and games (135), was 2nd in RBI (100), 3rd in total bases (237), tied for 4th in extra-base hits (52), 5th in at-bats (496) and 9th in batting average (.303).

1995: Began his professional career at Rookie level Helena...Led the Pioneer League in runs scored (76), was 3rd in hits (94), 4th in on-base percentage (.452), 5th in stolen bases (26) and 6th in batting average (.353)...Named to the Pioneer League All-Star team.

PERSONAL/MISCELLANEOUS

Mike and his wife, Michelle, have one son, Kameron Michael (8/28/99)...Graduated from Tigard (OR) High School in 1991, where he played tennis, football, basketball and baseball...Was All-State in baseball and football...Played defensive back in football...Attended Washington State University in Pullman, WA, where he played baseball for the Cougars...Was originally signed by Dick Foster (Milwaukee Brewers).

YEAR	CLUB	AVG	G	AB	R	H	2B	3B	HR	RBI	SH	SB	CS	GDP	SLG	OBP						
1995	Helena-1	.353	69	266	76	94	127	19	1	4	39	0	6	10	43	2	38	26	9	0	477	452
1996	Beloit	.303	135	499	105	151	237	33	4	15	100	3	6	32	47	7	69	23	12	10	475	394
1997	El Paso	.385	125	468	112	180	275	35	12	12	109	1	6	13	52	0	66	17	4	13	588	455
1998	Louisville	.309	80	291	57	90	147	24	6	7	46	1	2	6	36	1	52	10	2	7	505	394
	Norfolk-2	.280	30	125	12	35	43	5	0	0	18	1	2	5	3	0	24	6	1	5	344	319
	NEW YORK (NL)	.000	3	2	2	0	0	0	0	1	0	0	0	0	0	0	0	0	0	0	.000	.000
1999	Norfolk	.308	64	312	53	96	141	20	2	7	49	0	2	5	21	2	31	7	1	1	452	359
	NEW YORK (NL)	.196	28	48	3	9	19	2	1	2	6	0	0	2	3	0	9	1	0	1	413	275
	Binghamton	.366	90	317	66	116	176	24	3	10	67	0	3	9	35	4	39	18	7	6	555	440
2000	Drew-3	.259	8	27	4	7	17	1	0	3	5	0	0	2	3	1	7	0	0	2	430	375
	Rochester	.364	15	55	10	20	28	5	0	1	10	0	1	1	11	0	11	0	1	0	509	471
	NEW YORK (NL)	.000	2	2	0	0	0	0	0	0	0	0	0	0	0	0	1	0	0	0	.000	.000
	BALTIMORE	.429	3	7	0	3	4	1	0	0	1	0	0	1	0	0	0	0	0	0	.571	.500
Minor Lg. Totals		.335	636	2357	494	789	1191	166	28	60	443	6	28	83	250	17	336	107	37	50	505	413
BALTIMORE Totals		.429	3	7	0	3	4	1	0	0	1	0	0	1	0	0	0	0	0	0	.571	.500
American League		.429	3	7	0	3	4	1	0	0	1	0	0	1	0	0	0	0	0	0	.571	.500
National League		.180	33	50	5	9	19	2	1	2	6	0	0	0	3	0	10	1	0	1	260	226
ML Totals		.211	36	57	5	12	23	3	1	1	7	0	0	3	3	0	10	1	0	1	.404	.286

1-Selected by the Milwaukee Brewers in the ninth round of the 1995 First Year Player Draft

2-Acquired by the New York Mets on July 31, 1998 in exchange for LHP Bill Platter

3-Traded to Baltimore along with SS Melvin Mora, RHP Leslie Brusa and RHP Pat Gorman in exchange for SS Mike Bordick on July 28, 2000

	2000 SEASON						LIFETIME					
	AVG	AB	H	HR	RBI		AVG	AB	H	HR	RBI	
Total	.333	9	3	0	1		.211	57	12	2	7	
Home	.375	8	3	0	1		.300	30	9	1	5	
Away	.300	1	0	0	0		.111	27	3	1	2	
Ans	-	-	-	-	-		-	-	-	-	-	
Bat	-	-	-	-	-		-	-	-	-	-	
Box	-	-	-	-	-		-	-	-	-	-	
CWS	.000	1	0	0	0		.000	1	0	0	0	
Cle	-	-	-	-	-		-	-	-	-	-	
Det	-	-	-	-	-		-	-	-	-	-	
KC	-	-	-	-	-		-	-	-	-	-	
Min	-	-	-	-	-		-	-	-	-	-	
NY	-	-	-	-	-		-	-	-	-	-	
Oak	-	-	-	-	-		-	-	-	-	-	
Sea	-	-	-	-	-		-	-	-	-	-	
TB	.500	6	3	0	1		.500	6	3	0	1	
Tex	-	-	-	-	-		-	-	-	-	-	
Tor	-	-	-	-	-		-	-	-	-	-	
PRE ASG	-	-	-	-	-		.196	46	9	2	6	
POST ASG	.333	9	3	0	1		.273	11	3	0	1	
vs. Left	.000	2	0	0	0		.182	22	4	1	4	
vs. Right	.429	7	3	0	1		.229	35	8	1	3	
as DH	.500	6	3	0	1		.500	6	3	0	1	
as PH	.000	2	0	0	0		.091	11	1	0	2	
Mar/Apr	-	-	-	-	-		.286	28	8	1	3	
May	-	-	-	-	-		.056	18	1	1	3	
June	-	-	-	-	-		-	-	-	-	-	
July	.000	2	0	0	0		.000	2	0	0	0	
August	.429	7	3	0	1		.429	7	3	0	1	
Sept/Oct	-	-	-	-	-		.000	2	0	0	0	
All	-	-	-	-	-		.000	0	0	0	0	
Fla	-	-	-	-	-		.250	4	1	0	2	
Mon	.000	2	0	0	0		.286	7	2	0	0	
NY	-	-	-	-	-		-	-	-	-	-	
Phi	-	-	-	-	-		.000	2	0	0	0	

LIFETIME BY BALLPARK

MIKE KINKADE	AVG	AB	H	HR	RBI
Orioles Park at Camden Yards	.500	6	3	0	1
Comiskey Park	.000	1	0	0	0
NATIONAL LEAGUE					
Turner Field	.000	0	0	0	0
Pro Player Stadium	.000	2	0	0	0
Olympic Stadium	.000	1	0	0	0
Shea Stadium	.250	24	6	1	4
Veterans Stadium	.000	2	0	0	0

FIELDING

CA	PCT	G	PO	A	E	DP	PB
1999	1.000	1	3	0	0	0	0
Career	1.000	1	3	0	0	0	0
1B	PCT	G	PO	A	E	DP	
1999	.000	1	0	0	0	0	
2000	1.000	1	1	0	0	0	
Career	1.000	2	1	0	0	0	
3B	PCT	G	PO	A	E	DP	
1998	.000	1	0	0	0	0	
1999	1.000	3	1	1	0	0	
Career	1.000	4	1	1	0	0	
OF	PCT	G	PO	A	E	DP	
1999	1.000	17	14	1	0	0	
2000	.000	1	0	0	0	0	
Career	1.000	18	14	1	0	0	

30 RYAN KOHLMEIER

RHP



Full Name: Ryan L. Kohlmeier
Born: June 25, 1977
Opening Day Age: 23
Height: 6'2" **Weight:** 223
Bats: R **Throws:** R
Birthplace/Residence: Born in Salina, KS...Resides in Cottonwood Falls, KS
Contract Status: Signed through 2001
M.L. Service: 66 days
Acquired: Orioles 14th round selection in 1996 First Year Player Draft; signed to a 1997 contract on August 16, 1996

GAME HIGHS & STREAKS

LONGEST RELIEF OUTING: 2.0 innings August 4, 2000 at Tampa Bay...**STRIKEOUT HIGH:** 3, once, September 20, 2000 vs. Oakland...**WALK HIGH:** 4, September 23, 2000 at Boston...**SAVE STREAK:** 11 games, August 7-September 20, 2000

2000

- Appeared in 25 games after his contract was purchased from AAA Rochester on July 28 when Scott Erickson went on the disabled list.
- Took over closer's role after the trade of Mike Timlin to St. Louis on July 29 and went on to record saves in 13 of 14 opportunities, finishing 22 games and posting a 2.39 ERA.
- Was second to Seattle's Kazuhiro Sasaki (37) among all major league rookies with 13 saves...Only two other rookies had more than one save.
- Did not allow an earned run in his first 10 major league appearances (12.0IP) and did not allow a run in 17 of 25 outings after his recall.
- Recorded saves in his first 11 opportunities, second best start by an Orioles rookie reliever...Only Gregg Olson, who converted his first 15 saves chances as a rookie in 1989, had more consecutive saves to start his career.
- Had only 4 save opportunities after September 5...Suffered his only blown save September 23 at Boston, when he allowed 2 runs and also took the loss, his only big league decision.
- Pitched 2.0 scoreless innings in Orioles' 10-9 win in 15 innings at Tampa Bay on August 4, his longest outing of the year.
- Went 1-4 with 10 saves in 12 opportunities and a 2.51 ERA in 37 games with Rochester...Had one save in his first 14 appearances and 9 saves over his final 23 games for Red Wings.
- Overall combined for 23 saves in 26 opportunities...His 10 saves at Rochester was 5th among Oriole minor league hurlers despite spending the final 2 months of the season in the majors.
- Was rated by *Baseball America* as the 8th best prospect in Orioles farm system at end of the 2000 season.

PRO CAREER

1999: Spent the entire season at AA Bowie and tied for 2nd in the Eastern League with 23 saves, one shy of the Baysox club record...Was also 2nd in the league in games finished (49), 3rd in relief points (61) and tied for 3rd in games (55)...Replaced Matt Riley as the Baysox representative to the AA All-Star Game and retired all 3 batters he faced...Was 1-0 with 8 saves and a 1.10 ERA in his first 15 games of the year...Struck out at least one batter in 45 of his 55 games, including a strikeout in 15 straight appearances, 5/8-6/14...Recorded saves in 5 straight appearances, 6/19-29, striking out 9 in 6.0IP...Held opponents to a .200 average...Was scored upon only twice in his final 14 appearances of the season, covering a span of 15.1IP.

1998: Combined to go 5-6 with a 6.34 ERA (59.2IP, 42ER) and 12 saves in 51 games between Bowie and Class A Frederick...Averaged 10.7 strikeouts per 9 IP...Pitched at Bowie before going to Frederick on 8/12...Finished 24 of his first 27 appearances for Bowie and finished all 9 of his games at Frederick...Did not allow an earned run in his first 7 appearances (8.2IP) but was 0-2 with 4 saves...Allowed 13 HR in 50.0IP, including 7 HR in a span of 9.1IP, 7/27-8/8 with Bowie.

1997: With Class A Delmarva, led the South Atlantic League with 24 saves and 72 relief points...His 25 saves for season and 5.5 strikeouts/walk was tops in the Orioles farm system...Averaged 11.9 strikeouts per 9 innings, 5th best among Sally relievers...Opponents batted only .189 off him...Called up to Bowie during SAL All-Star break...Earned save in his AA debut, 6/16 at Norwich, striking out 5 of 6 batters faced and walking 1 in an 8-7 win...Pitched for Maui in Hawaiian Winter League, going 2-1 with a 3.18 ERA and leading the league with 8 saves in 23 relief appearances.

PERSONAL/MISCELLANEOUS

Married to the former Tyla Hinkson (12/28/97)...Graduated from Chase County (KS) HS in 1995...Played football, basketball and baseball...Was all-state in football and baseball his senior year...Attended Butler CC in El Dorado, KS for 1 year...Played Little League, Babe Ruth and American Legion ball in Kansas...Was member of '96 NBC national championship team...Hobbies are golf and fishing...Was signed by Orioles scout Lane Decker after being drafted in the 14th round of the 1996 First Year Player Draft.

YEAR	CLUB	W	L	ERA	G	GS	CG	SHO	SV	IP	H	R	ER	HR	HB	BB	IBB	SO	WP	BK
1997	Delmarva-1	2	2	2.65	50	0	0	0	24	74.2	48	22	22	8	1	17	1	36	2	1
	Bowie	0	0	0.00	2	0	0	0	1	2.2	0	0	0	0	0	2	0	5	0	1
1998	Bowie	4	4	6.12	42	0	0	0	7	50.0	52	37	34	13	3	16	1	56	2	1
	Frederick	1	2	7.45	9	0	0	0	5	9.2	10	9	8	1	1	3	0	15	0	1
1999	Bowie	3	7	3.16	55	0	0	0	23	62.2	44	23	22	10	1	29	1	78	2	1
2000	Rochester	1	4	2.51	37	0	0	0	10	46.2	33	14	13	4	2	16	2	49	2	0
	BALTIMORE	0	1	2.39	25	0	0	0	13	26.1	30	9	7	1	0	15	2	17	0	0
	Minor Lg. Totals	11	19	3.62	193	0	0	0	70	246.1	187	105	99	36	8	83	5	302	8	5
	BALTIMORE Totals	0	1	2.39	25	0	0	0	13	26.1	30	9	7	1	0	15	2	17	0	0
	American League	0	1	2.39	25	0	0	0	13	26.1	30	9	7	1	0	15	2	17	0	0
	National League	-	-	-	-	-	-	-	-	-	-	-	-	-	-	-	-	-	-	-
	ML Totals	0	1	2.39	25	0	0	0	13	26.1	30	9	7	1	0	15	2	17	0	0

1-Selected by the Orioles in the 14th round of the 1996 First Year Player Draft

[illegible]

BATTING RECORD																						
YEAR	CLUB	AVG	AB	R	H	TB	2B	3B	HR	RBI	SH	SF	HBP	BB	IBB	SO	SB	CS	GDP	SLG	OBR	
2000 Totals																						
Career Totals																						
Post Season Totals																						

A black and white portrait of a man with a beard and mustache, wearing a dark baseball cap with a logo and a light-colored V-neck jersey. He is looking directly at the camera.

Full Name: Jose Geraldo Leon
Born: December 8, 1976
Opening Day Age: 24
Height: 6'0" **Weight:** 175
Bats: R **Throws:** R
Birthplace/Residence: Born in Caguas, Puerto Rico...Resides in Cayey, Puerto Rico
Contract Status: Signed through 2001
M.L. Service: None
Acquired: July 31, 2000; from the St. Louis Cardinals in exchange for 1B Will Clark

PRO CAREER

1999: At Arkansas, was 2nd on Travelers with 18 home runs behind Chris Richard's 29 and tied for 3rd with 54 RBI...Had 3 three-homer games and homered in 3 straight games, 7/24-7/26 vs. Wichita.

1998: Led Class A Prince William and was 3rd in Cardinals organization with 21 home runs...Was 2nd in Carolina League, one behind league-leader Mike Glavine of Kingston...Led the Carolina League in slugging with a .521 percentage...Finished 6th in the league with a .291 batting average and 7th with 74 RBI...Named to league's post-season All-Star team.

1997: Tied for 3rd in Cardinals organization, tied for 5th in the Midwest League and was 2nd on Class A Peoria with 20 home runs...Named to Midwest League's post-season All-Star team...Had 3 homers on 7/5 vs. Bristol.

1996: Spent most of season at Rookie level Johnson City...Between Johnson City and Class A New Jersey, combined to bat .252 (63-250) with 11 home runs in 66 games...Led Appalachian League with 92 strikeouts...Tied for 3rd in Appy League with 10 home runs and was 4th in HR/AB ratio (1/22.2).

1995: Played part-time role at third base for Class A Savannah...Also saw action in one game in the outfield.

1994: In his first pro season, finished 4th on Rookie level Chandler in games (46) and RBI (17) despite getting only 5 extra base hits...Played both second and third base.

Was St. Louis' 22nd round selection in the 1994 First-Year Player Draft and signed by Cardinals scout Jorje Aranzamendi... Graduated from Tecnico Deportiro HS in Cayey, PR.

[illegible]

2. Acquired by the Pirates in exchange for 1B Wally Clark on July 31, 2000.

57 FERNANDO LUNAR

CATCHER



Full Name: Fernando Jose Lunar
Born: May 25, 1977
Opening Day Age: 23
Height: 6'1" **Weight:** 190
Bats: R **Throws:** R
Birthplace/Residence: Born in Cantanura, Venezuela...Resides in Alamogordo, NM
Contract Status: Signed through 2001
M.L. Service: 112 days
Acquired: July 31, 2000; from the Atlanta Braves along with OF Trenidad Hubbard and RHP Luis Rivera in exchange for OF B.J. Surhoff and RHP Gabe Molina

2000

- Spent most of the season in the minor leagues and was acquired from Atlanta Braves along with pitcher Luis Rivera and outfielder Trenidad Hubbard on July 31 in exchange for outfielder B.J. Surhoff and pitcher Gabe Molina.
- Began the season at AA Greenville but was purchased by Atlanta on May 5 when Javy Lopez was injured...Batted .185 in 22 games for the Braves before being optioned to Greenville on July 21.
- Started behind the plate in all 14 of Greg Maddux's starts while he was with the Braves, including Maddux's 6-3 win over the Orioles at Camden Yards on July 13.
- Following the trade to the Orioles, was assigned to AA Bowie, where he started off with a career-high 12-game hitting streak, batting .409 (18-44).
- Hit .288 (23-80) in 22 games for Bowie, his best batting mark for any team in his 7 pro seasons, despite going 5-for-36 (.139) over his final 10 games.
- Tossed out 64.7 percent (11 of 17) of would-be base stealers while with Bowie...Tossed out both would-be stealers with Orioles and 5 of 14 while with Atlanta.
- Was recalled by the Orioles on August 29 and played 9 games, making 4 starts...Was hitless in his first 9 at bats for the Orioles before singling off Tomo Ohka on September 24 at Boston.
- Collected his second hit on the final day of the season against the New York Yankees' Orlando Hernandez...His RBI groundout drove in a club-record 23rd run in the Orioles' 23-1 win over Toronto on September 28.

PRO CAREER

1999: Spent first season at Greenville...Threw out 41.8 percent of runners attempting to steal (42-101)...Hit in 4 straight games to open season and 6 of first 7 games, going 10-for-28 (.357)...Endured 1-for-32 stretch, 4/17-5/2, then hit safely in 10 of 11 contests...Had 4-for-4 outing 8/14 vs. Orlando...Was batting .240 until final season's final 2 weeks, when he went 5-for-43 to lower his average to .224.

1998: With Class A Danville, went 4-for-4 5/27 at Winston-Salem and 3-for-4 on 5/28 at Lynchburg, driving in 4 runs in each game...The 8 RBI in those 2 games represented 29 percent of his RBI total for the season...Had been in a 6-for-52 slide before those 2 games.

1997: Named to South Atlantic All-Star team at Class A Macon after raising his average 77 points over 1996 season...Was named top defensive catcher in Braves organization by USA Today Baseball Weekly...After slow start, batted .357 (20-57) in 17 games, 4/9-5/2...Twice had 4 RBI in a game, 4/15 vs. Charleston, SC and 7/30 vs. Cape Fear...Hit .500 with 8 RBI over 7 games, 6/6-14.

1996: Began season on disabled list with a sprained wrist...Spent first full season at Class A Macon.

1995: Began season at Rookie level Eugene before being promoted to Class A Macon...Combined to hit .211 (56-265) between the 2 teams...Had only 2 extra base hits in 134 at bats at Macon.

1994: Signed and began his pro career with the Rookie level Gulf Coast Braves.

PERSONAL/MISCELLANEOUS

Married, wife's name is Kimberly...Was signed by Atlanta as a non-drafted free agent March 15, 1994, by Braves scout Gil Garrido...Is a 1994 graduate of Liceo Anaco Venezuela HS in Anzoategui, El Salvador, where he played baseball...Enjoys weightlifting.

Birthplace/Residence: Born in Cantanura, Venezuela...Resides in Alamogordo, NM
Contract Status: Signed through 2001
M.L. Service: 112 days
Acquired: July 31, 2000; from the Atlanta Braves in exchange for OF B.J. Surhoff and RHP Gabe Molina

YEAR	CLUB	AVG	G	AB	R	H	2B	3B	HR	RBI	SH	SF	HBP	BB	IBB	SO	SB	CS	GDP	SLG	OBP	
1994	Braves-1	.240	33	100	9	24	35	5	0	2	12	1	1	3	1	0	13	0	0	1	350	267
1995	Macon	.179	39	134	13	24	26	2	0	0	9	3	0	3	10	0	36	1	0	3	194	252
	Eugene	.244	38	131	13	32	44	6	0	2	16	2	0	0	9	0	28	0	1	2	336	293
1996	Macon	.164	104	343	33	63	93	9	0	7	33	3	2	12	20	0	65	3	2	11	271	252
1997	Macon	.261	105	380	41	99	150	26	2	7	37	2	1	5	18	1	42	0	1	11	385	302
1998	Danville	.220	91	286	19	63	81	9	0	3	28	2	0	12	6	0	52	1	1	8	263	266
1999	Greenville	.224	105	343	33	77	103	15	1	3	35	0	0	12	12	5	64	0	1	7	300	275
2000	Greenville	.167	31	102	6	17	20	3	0	0	4	0	0	0	8	0	15	0	0	2	196	227
	Bowie-2	.288	22	80	12	23	32	7	1	0	8	0	0	3	6	0	0	8	0	4	400	360
	ATLANTA	.185	22	54	5	10	11	1	0	0	5	0	0	3	3	1	15	0	2	2	204	267
	BALTIMORE	.125	7	16	0	2	2	0	0	0	1	0	0	1	0	0	4	0	0	0	125	176
Minor Lg. Totals		.221	530	1768	166	390	584	76	4	22	166	13	4	50	81	6	289	13	6	49	330	274
BALTIMORE Totals		.125	7	16	0	2	2	0	0	0	1	0	0	1	0	0	4	0	0	0	125	176
American League		.185	22	54	5	10	11	1	0	0	5	0	0	3	3	1	15	0	2	2	204	267
National League		.172	29	70	5	12	13	1	0	0	6	0	0	4	3	1	19	0	2	2	196	247
ML Totals		.172	29	70	5	12	13	1	0	0	6	0	0	4	3	1	19	0	2	2	196	247

1-Selected by Atlanta as a non-drafted free agent on March 15, 1994

2-Acquired from Atlanta along with RHP Luis Rivera and OF Trenidad Hubbard in exchange for OF B.J. Surhoff and RHP Gabe Molina on July 31, 2000

	2000 SEASON						LIFETIME					
	AVG	AB	H	HR	RBI		AVG	AB	H	HR	RBI	
Total	.171	70	12	0	6		.171	70	12	0	6	
Home	.180	25	4	0	4		.160	25	4	0	4	
Away	.178	45	8	0	2		.178	45	8	0	2	
At	-	-	-	-	-		-	-	-	-	-	
Opp	-	-	-	-	-		-	-	-	-	-	
1st	.000	4	0	0	0		.000	4	0	0	0	
2nd	.500	6	3	0	2		.500	6	3	0	2	
3rd	-	-	-	-	-		-	-	-	-	-	
4th	.000	3	0	0	0		.000	3	0	0	0	
5th	.000	1	0	0	0		.000	1	0	0	0	
6th	-	-	-	-	-		-	-	-	-	-	
7th	.167	6	1	0	1		.167	6	1	0	1	
8th	.000	0	0	0	0		.000	0	0	0	0	
9th	.000	2	0	0	0		.000	2	0	0	0	
10th	.000	3	0	0	0		.000	3	0	0	0	
11th	.000	3	0	0	0		.000	3	0	0	0	
12th	.000	2	0	0	1		.000	2	0	0	1	
PRE ASG	.233	43	10	0	5		.233	43	10	0	5	
POST ASG	.074	27	2	0	1		.074	27	2	0	1	
vs. Left	.421	19	8	0	4		.421	19	8	0	4	
vs. Right	.078	51	4	0	2		.078	51	4	0	2	
as DH	-	-	-	-	-		-	-	-	-	-	
as PH	.000	1	0	0	0		.000	1	0	0	0	
Mar/Apr	-	-	-	-	-		-	-	-	-	-	
May	.118	17	2	0	0		.118	17	2	0	0	
June	.368	19	7	0	5		.368	19	7	0	5	
July	.056	18	1	0	0		.056	18	1	0	0	
August	.000	1	0	0	0		.000	1	0	0	0	
Sept/Oct	.133	15	2	0	1		.133	15	2	0	1	
All	-	-	-	-	-		-	-	-	-	-	
Fla	.100	10	1	0	0		.100	10	1	0	0	
Mon	.000	4	0	0	0		.000	4	0	0	0	
NY	.333	3	1	0	0		.333	3	1	0	0	
Phi	.800	5	4	0	0		.800	5	4	0	0	

LIFETIME BY BALLPARK

FERNANDO LUNAR	AVG	AB	H	HR	RBI
Orlando Park at Camden Yards	.083	12	1	0	1
Fenway Park	.500	2	1	0	0
Jacobs Field	.000	3	0	0	0
Tropicana Field	.000	3	0	0	0
Ballpark in Arlington	.000	3	0	0	0

NATIONAL LEAGUE

TURNER FIELD	AVG	AB	H	HR	RBI
Pro Player Stadium	.100	10	1	0	0
Shea Stadium	.333	3	1	0	0
Veterans Stadium	.800	5	4	0	0

FIELDING

CA	PCT	G	PO	A	E	DP	PB
2000	.995	31	168	14	1	2	0
Career	.995	31	168	14	1	2	0

87 CALVIN MADURO

RHP—NON-ROSTER INVITEE



Full Name: Calvin Gregory Maduro
Born: September 5, 1974
Opening Day Age: 26
Height: 6'0" **Weight:** 180
Bats: R **Throws:** R
Birthplace/Residence: Born and resides in Santa Cruz, Aruba
Contract Status: Signed through 2001
M.L. Service: 1 year, 102 days
Acquired: January 25, 1999; signed by the Orioles as a minor league free agent

GAME HIGHS & STREAKS

LONGEST OUTING: 7.2 innings, April 16, 1997 vs. Montreal. **LONGEST RELIEF OUTING:** 2.1 innings, September 17, 1996 vs. Florida. **STRIKEOUT HIGH:** 4, twice, most recently May 4, 2000 vs. Anaheim. **WALK HIGH:** 6, April 6, 1997 at San Francisco. **HR ALLOWED:** 3, twice, most recently April 7, 2000 vs. Detroit. **WINNING STREAK:** 2 games, April 18-23, 1997. **LOSING STREAK:** 4 games, May 14-June 30, 1997

2000

- Was on disabled list twice with sprained ulna collateral ligament, the second time ending his season on June 22.
- Was sidelined on May 13 after allowing 4 runs in a one inning relief outing at Boston on May 12...Was activated June 20, pitched twice and was placed on the DL again for the remainder of the season with recurrence of the elbow sprain.
- Made Orioles pitching staff after going 1-1 with a 3.71 ERA in 6 spring training games and moved into starting rotation when Scott Erickson began the season on the disabled list.
- Made 2 starts, April 7 vs. Detroit and April 15 at Minnesota, without a decision before being sent to bullpen...Allowed 10 runs on 12 hits in 9.0IP in his starts.
- His start on April 7 vs. Tigers marked his American League debut and was his first major league start since July 5, 1997 while with Philadelphia.
- In relief, he pitched to a 9.42 ERA (14.1IP, 15ER)...He did not allow a run in 7 of his first 10 relief outings, April 20 through May 11.
- Allowed only one hit in his first 4 relief outings, spanning 4.1 IP...In his next appearance, however, he gave up 6 earned runs in 1.1IP on April 27 at Chicago.
- Was scored on in 6 of 13 relief outings but yielded more than one run in only 3 games...Retired 10 of 13 first batters faced in relief.
- After his first trip to the DL, he went 1-0 with a 0.00 ERA in 4 rehab games at AAA Rochester and pitched 2.0 scoreless innings in an outing for Class A Frederick, striking out 6.
- Was activated June 20 and pitched in relief in back-to-back games, June 20-21 at Oakland...Reported stiffness following his second outing and was placed back on the DL on June 22.
- Was one of 3 Arubans to play in the majors in 2000, all for the Orioles...Was joined by Sidney Ponson and Eugene Kingsale.

PRO CAREER

1999: Resigned by Orioles as a minor league free agent, he led Rochester in wins (11), innings pitched (169.0), strikeouts (149) complete games (2) and starts (28), and was 2nd on team with 3.99 ERA...Finished 8th in International League in ERA, 6th in innings pitched and 4th in strikeouts...Ranked 6th among all AAA pitchers in innings pitched and 7th in strikeouts...In season finale, 9/6 at Buffalo, made his only relief appearance of season...Struck out the side in his only inning of work to lower ERA below 4.00 and his lowest finish since 1996.

1998: Spent season at AAA Scranton...Led Red Barons in wins (12), losses (9), starts (27) and innings pitched (177.2)...Was 2nd in International League in IP...Led IL with 211 hits allowed, 4th highest total among all minor leaguers...Was released by Philadelphia following season.

1997: Was Philadelphia's starting pitcher in 2nd game of season...Earned first major league win, 4/18 vs. Montreal...Moved to bullpen 5/30 and made 2 appearances before optioned to AAA Scranton on 6/2...Was recalled 6/25 by Phillies and went 0-1 in 3 starts (13.0IP, 16ER) before being sent to Scranton again 7/6 to finish season...Was 2nd on Red Barons staff in wins (6) and 4th in starts (13)...Was Scranton

Pitcher of the Month for August.

1996: Led Eastern League with 3 shutouts and was 6th in ERA (3.26)...Pitched a 5-0 no-hitter on 5/28 vs. Portland...Was named EL Pitcher of the Week, 5/27-6/2...Promoted to Rochester for an emergency start on 7/18 and returned to Bowie...Recalled to Rochester permanently on 7/28...Combined, he led O's system in wins (12) shutouts (3) and was 2nd in strikeouts (127)...Was traded to Phillies on 9/3 as a player to be named in 8/29 deal that sent Todd Zeile and Pete Incaviglia to Orioles...Reported to Phillies and made his major league debut 9/8 vs. Cubs (1.0IP, 1H)...Was 2nd native Aruban and first pitcher to appear in majors...Orioles OF Eugene Kingsale was first Aruban to play in majors 5 days earlier, on 9/3...Made 2 scoreless relief appearances (2.1IP) before getting a pair of starts...Had no-decision in first start, 9/22 vs. Mets, and took 4-2 loss in 2nd start, 9/28 at New York.

1995: Began season with AA Bowie...Was 0-3 with a 5.75 ERA in 4 starts before being sent to Class A Frederick on 4/28...Had 6th best ERA in Carolina League (2.94) and was tied for team lead with 8 wins when recalled again to Bowie on 8/15...Lost all 3 starts (15.0IP, 7ER) after his return...Tied Bowie franchise record with 6-game losing streak.

1994: Led Frederick staff in starts (26), innings pitched (152.1) and strikeouts (137) and was 2nd on staff with 9 wins...Lost his first 4 decisions (5 starts), all in April...Beginning 6/18, went 6-1 with a 2.68 ERA in 13 starts...Never walked more than 4 batters in a game.

1993: Named to Appalachian League end-of-season All-Star team after leading league in complete games (3), innings pitched (91.0) and strikeouts (83)...Tied for league lead in wins (9) and starts (14)...Won 6 straight decisions over 7 starts, 6/30-8/6, and pitched 14 scoreless innings over 2 starts, 8/11-16.

1992: Led the Gulf Coast League Orioles in starts (12), innings pitched (71.1) and strikeouts (66)...Limited opposing hitters to a .218 batting average...Did not allow a run in 4 August starts, striking out 25 batters in 24 innings.

PERSONAL/MISCELLANEOUS

Is a 1991 graduate of Tourist Economy School in Aruba, where he played baseball, volleyball and soccer...His brother-in-law played baseball for the Aruba All-Star team...Attended St. Antonius College...Hobby is golf...Single.

YEAR	CLUB	W	L	ERA	G	GS	CG	SHO	SV	IP	H	R	ER	HR	BB	SO	WP	BK		
1992	Gulf Coast-1	1	4	2.27	13	12	1	0	0	71.1	56	29	18	2	1	26	0	66	4	3
1993	Bluefield	9	4	3.96	14	14	3	0	0	91.0	90	46	40	4	3	17	0	83	4	1
1994	Frederick	9	8	4.25	27	26	0	0	0	152.1	132	86	72	18	4	59	0	137	10	4
1995	Frederick	8	5	2.94	20	20	2	2	0	122.1	109	43	40	16	6	34	0	120	2	0
	Bowie	0	6	5.09	7	7	0	0	0	35.1	39	28	20	3	0	27	0	26	3	0
1996	Bowie	9	7	3.26	19	19	4	3	0	124.1	116	50	45	8	2	36	0	87	4	2
	Rochester	3	5	4.74	8	8	0	0	0	43.2	49	25	23	8	3	18	0	40	2	0
	PHILADELPHIA-2	0	1	3.52	4	2	0	0	0	15.1	13	6	6	1	2	3	0	11	1	0
1997	Scranton-WB	6	4	4.99	13	13	2	0	0	79.1	71	48	44	10	1	57	1	53	6	0
	PHILADELPHIA	3	7	7.23	15	13	0	0	0	71.0	83	59	57	12	3	41	5	31	6	2
1998	Scranton-WB	12	9	5.98	28	27	4	1	0	177.2	211	123	118	28	2	88	1	120	3	1
1999	Rochester-3	11	11	3.99	29	28	2	1	0	169.0	179	88	75	23	5	60	0	149	4	1
2000	BALTIMORE	0	0	9.64	15	2	0	0	0	23.1	29	25	25	8	2	16	1	18	1	0
	Frederick	0	0	0.00	1	1	0	0	0	2.0	1	0	0	0	0	0	0	0	0	0
	Rochester	1	0	0.00	4	1	0	0	0	4.0	1	1	0	1	0	4	0	6	0	0
Minor Lg. Totals		69	63	4.16	183	176	18	0	0	1072.1	1054	567	465	121	27	406	2	893	42	12
BALTIMORE Totals		0	0	9.64	15	2	0	0	0	23.1	29	25	25	8	2	16	1	18	1	0
American League		0	0	9.64	15	2	0	0	0	23.1	29	25	25	8	2	16	1	18	1	0
National League		3	8	6.57	19	15	0	0	0	86.1	96	65	63	13	5	44	5	42	7	2
ML Totals		3	8	7.22	34	17	0	0	0	109.2	125	90	88	21	7	60	6	60	8	2

1-Signed by Baltimore as a non-drafted free agent on September 9, 1991

2-Acquired by Philadelphia from Baltimore as the PTBNL in with RHP Garret Strohman in exchange for OF Pete Incaviglia and 3B Todd Zeile on August 25, 1996

3-Signed by Baltimore as a minor league free agent on January 25, 1999

in his first game in the outfield 7/3, then played errorless ball in final 40 games.

PERSONAL/MISCELLANEOUS

Married to the former Vivian Medina (2/3/01)...Graduated with honors from the Disciple of Christ Academy in Bayamon, PR, on 6/19/96 and left that day for rookie ball...Was MVP of school's baseball, basketball and volleyball teams and also ran track...Member of Puerto Rico teams that won the Mustang level World Series in Puerto Rico, was runner-up at the Pony World Series and won the Colt World Series...Was 3rd pick overall by Caguas in Puerto Rican Winter League draft...Signed by Orioles scout Dean Decillis...Has added 2 inches and 30 pounds to his frame since being drafted in '96.

YEAR	CLUB	AVG	AB	R	H	2B	3B	HR	RBI	SH	SB	CS	FHP	BB	BB%	SO	CS GDP	SLG	OBP
1996	Gulf Coast-1	.292	43	130	21	38	40	2	0	13	4	0	2	15	0	.328	3	.326	.374
1997	Delmarva	.210	36	119	10	25	30	1	2	0	13	2	1	2	9	.21	8	.252	.275
	Bluefield	.275	61	240	37	66	85	7	3	2	35	1	1	4	20	.36	26	.340	.340
1998	Delmarva	.272	133	503	73	137	196	26	6	7	62	6	7	7	38	.40	42	.328	.328
	Bowie	.263	5	19	2	5	8	0	0	1	3	0	0	0	1	.1	1	.421	.421
1999	Frederick	.267	68	273	40	81	119	15	1	7	41	2	5	2	20	.35	27	.343	.343
	Bowie	.237	66	283	41	67	107	11	1	9	36	5	8	1	15	.39	14	.272	.272
2000	Bowie	.271	50	181	26	49	72	7	5	2	33	1	3	5	17	.33	14	.345	.345
	Rochester	.171	11	35	2	8	7	1	0	0	0	1	0	1	3	.08	2	.200	.258
	BALTIMORE	.225	72	182	21	41	56	6	3	1	17	2	2	3	12	.30	13	.281	.281
	Minor Lg. Totals	.266	473	1783	252	474	694	70	18	28	236	22	23	24	138	.37	141	.323	.323
	BALTIMORE Totals	.225	72	182	21	41	56	6	3	1	17	2	2	3	12	.30	13	.281	.281
	American League	.225	72	182	21	41	56	6	3	1	17	2	2	3	12	.30	13	.281	.281
	National League																		
	ML Totals	.225	72	182	21	41	56	6	3	1	17	2	2	3	12	.30	13	.281	.281

1-Selected by Baltimore in the 10th round of the 1996 First Year Player Draft.

	2000 SEASON										LIFETIME									
	AVG	AB	H	HR	RBI	AVG	AB	H	HR	RBI		AVG	AB	H	HR	RBI				
Total	.225	182	41	1	17	.225	182	41	1	17		.225	182	41	1	17				
Home	.262	103	27	1	12	.262	103	27	1	12		.262	103	27	1	12				
Away	.177	79	14	0	5	.177	79	14	0	5		.177	79	14	0	5				
Ans	.250	4	1	0	1	.250	4	1	0	1		.250	4	1	0	1				
Bal	-	-	-	-	-	-	-	-	-	-		-	-	-	-	-				
Box	.250	12	3	0	2	.250	12	3	0	2		.250	12	3	0	2				
CWS	.300	20	6	1	4	.300	20	6	1	4		.300	20	6	1	4				
Cle	.500	8	4	0	4	.500	8	4	0	4		.500	8	4	0	4				
Det	.133	15	2	0	1	.133	15	2	0	1		.133	15	2	0	1				
KC	.235	17	4	0	2	.235	17	4	0	2		.235	17	4	0	2				
Min	.300	10	3	0	0	.300	10	3	0	0		.300	10	3	0	0				
NYN	.235	17	4	0	1	.235	17	4	0	1		.235	17	4	0	1				
Oak	.200	15	3	0	0	.200	15	3	0	0		.200	15	3	0	0				
Sas	.167	12	2	0	0	.167	12	2	0	0		.167	12	2	0	0				
TB	.200	25	5	0	2	.200	25	5	0	2		.200	25	5	0	2				
Tex	.125	8	1	0	0	.125	8	1	0	0		.125	8	1	0	0				
Tor	.154	13	2	0	0	.154	13	2	0	0		.154	13	2	0	0				
PRE ASG	.174	23	4	0	0	.174	23	4	0	0		.174	23	4	0	0				
POST ASG	.233	159	37	1	17	.233	159	37	1	17		.233	159	37	1	17				
vs. Left	.259	58	15	1	7	.259	58	15	1	7		.259	58	15	1	7				
vs. Right	.210	124	26	0	10	.210	124	26	0	10		.210	124	26	0	10				
as DH	.000	0	0	0	0	.000	0	0	0	0		.000	0	0	0	0				
as PH	.000	1	0	0	0	.000	1	0	0	0		.000	1	0	0	0				
Mar/Apr	-	-	-	-	-	-	-	-	-	-		-	-	-	-	-				
May	-	-	-	-	-	-	-	-	-	-		-	-	-	-	-				
June	.000	11	0	0	0	.000	11	0	0	0		.000	11	0	0	0				
July	.297	37	11	0	5	.297	37	11	0	5		.297	37	11	0	5				
August	.226	84	19	1	9	.226	84	19	1	9		.226	84	19	1	9				
Sept/Oct	.220	50	11	0	3	.220	50	11	0	3		.220	50	11	0	3				
At	.000	3	0	0	0	.000	3	0	0	0		.000	3	0	0	0				
Fla	.333	3	1	0	0	.333	3	1	0	0		.333	3	1	0	0				
Mon	-	-	-	-	-	-	-	-	-	-		-	-	-	-	-				
NY	-	-	-	-	-	-	-	-	-	-		-	-	-	-	-				
Phi	.000	0	0	0	0	.000	0	0	0	0		.000	0	0	0	0				

Notes: vs. Left = batting left-handed; vs. Right = batting right-handed; as DH = as designated hitter; as PH = as pinch hitter; MatrApr = material April; May = May; June = June; July = July; August = August; Sept/Oct = September/October.

LIFETIME BY BALLPARK

CLUB	AVG	AB	H	HR	RBI
Edison International Field	.250	4	1	0	1
Ortole Park at Camden Yards	.262	103	27	1	12
Fenway Park	.273	11	3	0	1
Comiskey Park	.286	7	2	0	0
Jacobs Field	.000	0	0	0	0
Comerica Park	.143	14	2	0	1
Kauffman Stadium	.000	7	0	0	0
Yankee Stadium	.400	5	2	0	0
Network Associates Coliseum	.000	7	0	0	0
Safeco Field	.000	3	0	0	0
Tropicana Field	.231	13	3	0	2
Ballpark in Arlington	.125	8	1	0	0
SkyDome	.000	0	0	0	0
NATIONAL LEAGUE	-	-	-	-	-
Veterans Stadium	.000	0	0	0	0

FIELDING

OF	PCT	G	PO	A	E	DP
2000	.988	69	168	3	2	0
Career	.988	69	168	3	2	0

47 CHUCK MCELROY

LHP



Full name: Charles Dwayne McElroy
Born: October 1, 1967
Opening Day Age: 33
Height: 6'0" **Weight:** 205
Bats: L **Throws:** L
Birthplace/Residence: Born in Port Arthur, TX...Resides in Friendswood, TX
Contract Status: Signed through 2001
M.L. Service: 10 years, 73 days
Acquired: December 10, 1999; from the New York Mets in exchange for LHP Jesse Orosco

GAME HIGHS & STREAKS

LONGEST OUTING: 6.0 Innings September 29, 2000 vs. New York Yankees...**LONGEST RELIEF OUTING:** 4.2 Innings, May 25, 1996 at Colorado...**STRIKEOUT HIGH:** 6, July 22, 1997 at Detroit...**WALK HIGH:** 3, 13 times, most recently August 13, 2000 at Kansas City...**HR ALLOWED:** 2, five times, most recently May 13, 1999 vs. Cincinnati...**WINNING STREAK:** 5 games, May 3-July 4, 1991...**LOSING STREAK:** 3 games, three times, most recently June 11-August 26, 1997

2000

- Spent his first season with the Orioles in middle relief until finishing the year with 2 spot starts, winning both while allowing only one run over 11 innings.
- Pitched 5.0 innings of 3-hit, shutout ball vs. Oakland in the first game of a doubleheader on September 20, then allowed one run on 3 hits over 6.0 innings to beat New York on September 29.
- His September 20 start vs. Oakland was the first of his major league career after 603 relief appearances, the most ever by a pitcher before making his first major league start...It broke the record held by the New York Yankees' Mike Stanton, who made 552 relief appearances before starting on May 9, 1999.
- Finished season with 605 career pitching appearances, ranked 110th all-time and 10th among active hurlers.
- Before his starts, his longest outing of the season was 3.2 IP on August 13 at Kansas City...He worked a combined 3.2 innings while pitching in both ends of a doubleheader at Texas on September 12, his last appearances before his starts.
- In the Texas doubleheader on September 12, he struck out all 5 batters he faced in the first game, one short of his career-high, and pitched 2 perfect innings in Game 2.
- Allowed runs in 6 of his previous 7 relief outings (15.0IP, 8ER) before the doubleheader...Allowed only 2 ER in 12 appearances in June, spanning 12.0 IP...Appeared in only one game from May 14 to June 2.
- Pitched 2.0 scoreless innings following rain delay on June 15 vs. Texas to earn his first win and only decision since 6/18/99 with Colorado.
- Had a 8.31 ERA (26.0IP, 24ER) in 21 relief appearances in which he allowed a walk and a 2.54 ERA (28.1IP, 8ER) in 20 relief outings without issuing a walk.

1999: Began season with Colorado before being traded to New York Mets on 7/31 with outfielder Darryl Hamilton in exchange for OF Brian McRae, LHP Rico Belltran and OF Thomas Johnson... Combined to go 3-1 with a 5.50 ERA... Had 3 blown saves over a 7-game stretch in April... Blew a save in Rockies' home opener 4/12, allowing all 3 inherited runners to score vs. San Diego... Was 0-for-3 in save situations, all with Colorado... Made his longest outing since 8/22/97 (for Anaheim at Texas) on 6/26 at San Diego (3.0 innings)... Struck out Tony Eusebio for his 500th career strikeout 7/28 vs. Houston (which was turned out to be his last strikeout)... Retired 21 of his first batters faced with Colorado and 11 of the 15 first batters with New York... Played left field 816 vs. Los Angeles, joining Rick Reed (72) as only pitchers who played outfield in '99.

1998: Set a Colorado record and career-best 78 appearances and earned Rockies' Pitcher of the Year award...Set club record with his 77th appearance vs. Arizona on 9/23...In 68.2 innings, allowed just 3 home runs, all by lefthanded hitters...Righthanders hit only .248 (35-141) against him...Relied the first batter he faced in his first 14 appearances; on the season, he relieved first batter 58 of 78 times (74 percent)...Pitched a season-high 2.0 innings 6 times and did not allow a run in 5 of those outings...Did not allow an earned run until his 8th appearance (8.1 innings) and kept his ERA under 1.00 until early May...On 5/13 vs. Chicago, allowed 3 earned runs in 0.2 inning to push his ERA to 2.25, but with 3.1 scoreless innings in his next 4 appearances, dropped his ERA back below 2.00, where it remained until September...Had 17-game scoreless streak (14,2IP) from 5/14 to 6/19 that lowered his ERA to 1.30...Opponents scored in just 9 of his first 65 appearances...Struck out at least one hitter in 11 consecutive games, 5/14 to 6/6...Fanned season-high 3 batters on 5/31 vs. Houston and 7/17 at Arizona...Recorded his first save as a Rookie on 6/14 at Los Angeles...Earned his 2nd and final save of the season on 8/2 at Chicago, working 2.0 scoreless innings...Recorded wins on consecutive days vs. Florida, 9/8 & 9/9...Was 6-0 with a 2.88 ERA in 40 games at Coors Field...Made his 500th career appearance on 9/11 at San Francisco.

1997: Started season with Anaheim before being traded to Chicago White Sox as part of a 4-player deal on 5/18...Made 61 total relief appearances and pitched 75.0 innings for both clubs...Averaged 7.4 strikeouts per 9 IP...Held left-handers to a .229 (24-105) average and allowed just 10 of 42 inherited runners to score (24 percent)...Pitched 2 or more innings in 21 of his 61 outings, with a season-high 4.0 innings vs. the Angels on 8/2...Recorded his lone save on 9/10 vs. Milwaukee, his first since 8/2/94.

1998: Was traded by Cincinnati to California on 5/27 for Lee Smith...Set career-high with 4.2 innings pitched vs. Colorado in final appearance for Reds on 5/25...Posted his first American League win on 6/10 at Kansas City...Recorded a win in each game of a 3-game sweep at Royals Stadium, 6/8-10 to become only the 8th relief pitcher ever to win 3 consecutive games...Allowed 8 of 34 inherited runners (24 percent) to score and retired 27 of 39 first batters he faced...Went on DL, 8/13 to 8/28, with an inflamed left thumb...Left-handed batters hit. 231 (15-65) against him.

1995: Spent the entire season with the Cincinnati Reds...Was placed on the disabled list, 6/7-23 with chicken pox...Went to the National League Divisional Series with the Reds, but did not pitch.

1994: Led Chicago Cubs staff with 52 appearances and posted 5 saves, the 2nd-best total of his career.
1993: Started season with Chicago, but was optioned to AAA Iowa on 7/5 and made 9 relief appearances before returning to Chicago on 8/31.

1992: Compiled a career-best 6 saves for the Cubs and was ranked 7th in the NL with 72 appearances.
1991: Set the Chicago Cubs rookie reliever record for games pitched and ERA...Ranked 3rd among NL relief pitchers in strikeouts and tied for 3rd in innings pitched...Recorded his first major league win on 5/5 at Atlanta and his first major league save on 5/25 vs. Montreal.

1990: Began season with Philadelphia...Was optioned to Scranton-Wilkes Barre on 5/5...Rejoined Philadelphia in September and finished the year with the Phillies.

1989: Made his major league debut on 9/4 vs. Pittsburgh...Began the year with AA Reading and was 3-1 with a 2.68 ERA with 12 saves before being promoted to AAA Scranton-Wilkes Barre on 8/2...Was placed on the disabled list 6/3-19 with tendinitis in his left shoulder.

1988: Ranked 5th in the Eastern League (AA) with 160.0 innings pitched at Reading...Following the season, he converted to a reliever in Florida instructional League play and didn't allow a run in 23.2 innings.
1987: Named to South Atlantic League post-season All-Star team...Posted a 14-4 mark with Class A Spartanburg.

1986: Drafted by the Philadelphia Phillies in the 8th round of the First Year Player Draft and made his pro debut at Class A Utica.

Married, wife's name is Shari...They have two sons, Charles Jr. (5/29/93) and Satchel (8/13/96)...Is a 1986 graduate of Lincoln High School (Port Arthur, TX), where he lettered in baseball and football...Was starting quarterback at Lincoln...Struck out 238 hitters during his senior season, still a school record...Played Little League, Babe Ruth and American Legion baseball in Port Arthur.

YEAR	CLUB	W	R	E	G	GS	GO	SHO	SV	IP	H	R	ER	HR	BB	BB	SO	WP	K
1986	Ulica-1	4	6	2.95	14	14	5	1	94.2	65	40	31	4	2	28	0	91	2	0
1987	Stonfortburg	14	4	3.11	24	21	5	2	0	130.1	117	51	45	6	0	48	2	115	7
1987	Cleaverwater	1	0	0.00	2	2	0	0	0	70.0	1	1	0	0	0	4	0	7	0
1988	Reading	9	12	4.50	26	26	4	2	0	160.0	173	89	80	9	2	70	2	92	4
1989	Reading	3	1	2.68	32	0	0	0	12	47.0	39	14	9	0	3	14	2	39	3
1989	Stonfortburg	14	4	2.95	14	14	5	1	94.2	65	40	31	4	2	28	0	91	2	0
1990	PHILADELPHIA	0	0	1.74	11	0	0	0	10.1	12	2	1	0	4	0	8	0	0	0
1990	Scranton	6	8	2.72	57	1	0	0	7	16.0	62	24	23	6	5	34	4	78	2
1990	PHILADELPHIA	0	1	7.71	16	0	0	0	14.0	24	13	12	0	0	10	2	16	0	0
1991	CHICAGO (NL)-2	6	2	1.66	71	0	0	0	10.1	73	33	22	7	0	57	7	92	1	0
1992	CHICAGO (NL)	4	4	3.55	72	0	0	0	6	83.2	73	40	33	5	0	51	10	83	3
1993	CHICAGO (NL)	2	2	4.56	49	0	0	0	4.72	51	30	24	4	1	25	5	31	3	0
1994	CINCINNATI	9	4	2.80	9	2	0	0	15.2	102	52	13	13	1	13	13	13	13	13
1994	CINCINNATI-3	1	2	2.34	52	0	0	0	5.72	52	15	15	3	0	15	2	36	4	0
1995	CINCINNATI	3	4	6.02	44	0	0	0	40.1	46	29	27	5	1	15	3	27	1	0
1996	Indianapolis	1	1	2.70	5	3	0	0	13.1	11	4	4	0	0	4	0	10	1	0
1996	CINCINNATI	2	0	6.57	12	0	0	0	12.1	13	10	9	2	0	10	1	13	0	0
1996	CALIFORNIA-4	5	1	2.95	40	0	0	0	36.2	32	12	12	2	2	13	2	32	1	0
1997	ANAHIM	0	0	3.45	13	0	0	0	15.2	17	7	6	2	0	3	0	18	0	0
1997	CHICAGO (AL)-5	3	3	3.58	46	0	0	0	39.6	50	23	23	3	1	14	2	34	2	0
1998	COLORADO-4,7	6	4	2.90	76	0	0	0	2	68.1	68	23	22	3	0	24	0	61	0
1999	COLORADO	3	1	6.20	41	0	0	0	4.82	48	29	28	9	0	28	3	37	4	0
1999	NEW YORK (NL)-3	0	0	3.38	15	0	0	0	13.1	12	5	5	0	1	8	1	7	1	0
2000	BALTIMORE-9	3	0	4.69	43	2	0	0	63.1	60	36	33	6	2	34	2	50	6	0
Minor League Totals																			
BALTIMORE Totals		39	35	1.51	185	67	14	5	24	1253.1	520	239	210	27	3	222	11	457	20
BALTIMORE Totals		3	0	4.69	43	2	0	0	63.1	60	36	33	6	2	34	2	50	6	0
Major League		396	356	3.96	1444	1065	394	10	16	665.3	695	393	377	22	10	443	11	1147	17
National League		27	23	3.66	461	0	0	0	16	489.1	472	229	199	39	3	247	35	453	17
ML Totals		36	27	3.74	605	2	0	0	17	664.1	657	313	276	52	9	316	40	511	20

1-Selected by Philadelphia in the 8th round of the 1986 First Year Player Draft

2-Acquired by Chicago (NL) in exchange for LHP Mitch Williams on April 7, 1991.

3-Acquired by Cincinnati from Chicago (NL) in exchange for RHP Mike Anderson, RHP Larry Lusby and CA Darren Cox on December 10, 1990.

4-acquired by California from Cincinnati in exchange for BHP Lee Smith on May 27, 1966

5-Acquired by Chicago (AL) from Anaheim with CA Jorge Fajrinas in exchange for CA Ched Krosby and CF Tony Phillips on May 18, 1967.

6. Selected by Arizona in the 2nd round of the MLB Expansion Draft on November 18, 1997.

7 Acquired by Colorado from Arizona in exchange for OFC Meneses-Buena on November 13, 1997.

7-Acquired by Colorado from Arizona in exchange for OF Harvey Polliam on November 1, 1967.

[illegible]

- | | |
|----------------------|-------------------|
| 1. Chuck McElroy-603 | 4. Mark Clear-425 |
| 2. Mike Stanton-552 | 5. Doug Bair-388 |
| 3. Gary Lavalie-434 | |

	2000 SEASON										LIFETIME									
	ERA	W-L	SV	G	IP	H	ER	HR	ERA	W-L	SV	G	IP	H	ER	HR	ERA	W-L	SV	G
Total	4.99	3-0	0	43	63.1	60	33	6	3.74	39-27	17	605	684.1	637	276	52				
Home	3.90	3-0	0	16	30.0	25	13	3	3.46	25-10	9	317	372.0	353	143	25				
Away	5.40	0-0	0	27	33.1	35	20	3	4.09	11-17	8	288	292.1	284	133	27				
Ana	9.00	0-0	0	1	1.0	1	1	1	0.83	0-0	0	6	9.2	3	1	1				
Bal	-	-	-	-	-	-	-	-	2.08	0-0	0	7	8.2	9	2	0				
Bos	3.86	0-0	0	4	2.1	5	1	0	1.65	1-0	0	14	16.1	14	3	0				
CWS	4.91	0-0	0	3	7.1	6	4	1	3.86	1-0	0	9	11.2	11	5	1				
Ola	2.45	0-0	0	3	3.2	5	1	0	2.13	0-0	0	12	12.2	13	3	2				
Dal	2.70	0-0	0	4	3.1	3	1	1	0.79	0-0	0	10	11.1	9	1	1				
KC	5.79	0-0	0	3	4.2	7	3	0	5.68	3-0	0	11	12.2	17	8	1				
Mn	18.00	0-0	0	3	2.0	4	4	0	4.60	0-0	0	11	15.2	13	8	0				
NY	8.00	1-0	0	4	9.0	9	8	2	7.63	1-1	0	8	15.1	16	13	2				
Oak	6.75	1-0	0	4	9.1	10	7	0	6.41	1-1	0	15	19.2	24	14	3				
Sea	1.69	0-0	0	3	5.1	3	1	0	1.80	0-1	0	15	15.0	7	3	1				
TB	-	-	-	-	-	-	-	-	-	-	-	-	-	-	-	-				
Tor	2.06	0-0	0	2	4.1	3	1	1	4.15	0-1	0	8	8.2	9	4	1				
PRE ASG	5.02	1-0	0	25	28.2	25	16	3	3.53	24-14	11	333	369.1	336	145	32				
POST ASG	4.41	2-0	0	18	34.2	35	17	3	4.00	12-13	6	272	295.0	311	131	20				
Mar/Apr	14.14	0-0	0	7	7.0	10	11	1	3.14	3-2	4	84	91.2	70	32	4				
May	2.70	0-0	0	4	6.2	6	2	1	3.64	7-5	4	103	113.2	100	46	11				
June	1.38	1-0	0	12	13.0	7	2	0	3.92	13-7	3	111	128.2	126	56	15				
July	16.62	0-0	0	5	4.1	7	8	3	3.06	4-4	1	100	106.0	100	36	10				
August	5.06	0-0	0	7	10.2	14	6	1	4.34	2-5	4	100	110.0	116	53	5				
Sept/Oct	1.66	2-0	0	8	21.2	16	4	0	4.17	7-4	1	107	114.1	126	53	7				
All	-	-	-	-	-	-	-	-	4.43	3-2	2	36	40.2	39	20	2				
Fa	0.00	0-0	0	1	0.1	0	0	0	2.31	3-0	0	15	11.2	12	3	0				
Mon	0.00	0-0	0	2	1.2	1	0	0	3.06	3-1	2	37	38.0	38	13	3				
NYM	0.00	0-0	0	1	0.0	0	0	0	3.18	1-3	0	38	45.1	42	16	2				
PH	0.00	0-0	0	1	1.1	1	0	0	2.41	1-2	2	37	37.1	25	10	1				

LIFETIME BY BALLPARK

CHUCK McELROY	W	L	S	ERA	G	IP	H	ER	HR
Edison International Field	2	0	0	3.41	32	37.0	28	14	3
Oriole Park at Camden Yards	3	0	0	3.86	17	30.1	26	13	3
Fenway Park	1	0	0	6.75	7	4.0	8	3	0
Comiskey Park	0	1	1	1.95	29	37.0	29	8	4
Jacobs Field	0	0	0	1.29	7	7.0	8	1	0
Comerica Park	0	0	0	0.00	2	2.0	1	0	0
Kauffman Stadium	3	0	0	4.30	8	9.0	12	4	0
Metrodome	0	0	0	5.11	8	12.1	10	7	0
Yankee Stadium	0	1	0	13.50	3	2.2	4	4	1
Network Associates Coliseum	0	0	0	14.21	8	6.1	13	10	2
Safeco Field	0	0	0	0.00	2	2.0	0	0	0
Balpark in Arlington	0	1	0	7.56	5	8.1	11	7	1
SkyDome	0	1	0	4.26	4	6.1	6	3	1
NATIONAL LEAGUE	W	L	S	ERA	G	IP	H	ER	HR
Turner Field	0	0	0	5.40	3	3.1	2	2	0
Pro Player Stadium	0	0	0	0.00	4	2.0	2	0	0
Olympic Stadium	2	1	0	4.97	19	12.2	14	7	1
Shea Stadium	0	2	0	3.16	25	25.2	23	9	1
Veterans Stadium	1	2	1	3.82	36	33.0	39	14	0

BATTING RECORD

YEAR CLUB	AVG	AB	R	H	2B	3B	HR	RBI	SH	SB	CS	GDP	SLG	OBP
2000 Totals	-	-	-	-	-	-	-	-	-	-	-	-	-	-
Career Totals	.231	39	4	9	14	3	1	0	4	1	0	0	0	.369
Post Season Totals	-	-	-	-	-	-	-	-	-	-	-	-	-	-

Chuck McElroy is from... They have two sons, Charles Jr. (5'9") and...
 ...graduated from Lincoln High School (Port Arthur, TX), where he lettered in baseball and...
 ...standing quarterback at Lincoln, threw out 338 batters during his senior season, was a...
 ...honors... Played Little League, Babe Ruth and American Legion baseball in Port Arthur.

31 JOSE MERCEDES

RHP



Full Name: Jose Miguel Mercedes
Born: March 5, 1971
Opening Day Age: 30
Height: 6'1" **Weight:** 180
Bats: R **Throws:** R
Birthplace/Residence: Born in El Seibo, DR...Resides in La Romana, DR
Contract Status: Signed through 2001
M.L. Service: 5 years, 45 days
Acquired: December 22, 1999; signed by the Orioles as a minor league free agent

GAME HIGHS & STREAKS

LOW HITTER: 2, August 30, 2000 vs. Detroit...**LONGEST RELIEF OUTING:** 5.1 innings, May 31, 1994 vs. Texas...**STRIKEOUT HIGH:** 7, August 19, 1997 at Texas...**WALK HIGH:** 8, September 9, 2000 at Anaheim...**HR ALLOWED:** 3, September 20, 2000 vs. Oakland...**WINNING STREAK:** 5 games July 17 - August 14, 2000...**LOSING STREAK:** 4 games, June 26 - July 24, 1997

2000

- Returned to the organization which signed him to his first pro contract and led the Orioles with a career-high 14 wins...Was the only starting pitcher with a winning record beside Chuck McElroy, who won his only 2 starts in the final weeks of the season.
- After the All-Star break, he went 11-3 with a 3.03 ERA (101.0IP, 34ER) in 16 games (15 starts)...Led American League pitchers with 11 wins in the second half, one more than New York's Andy Pettitte, and was 3rd in ERA in the 2nd half behind Boston's Pedro Martinez (2.03) and Oakland's Barry Zito (2.84).
- His .667 winning percentage was tied with Chicago's James Baldwin for 7th among American League pitchers.
- Was 8th among AL pitchers in batting average allowed with runners in scoring position (.241, 33-137) and 8th in batting by right-handed batters (.252, 73-290).
- Was a non-roster invitee to spring training and ranked 5th among AL pitchers with a 2.70 ERA in Grapefruit League play.
- Began the season on AAA Rochester roster, staying in Florida to pitch in a minor league spring training game until his contract was purchased from Rochester on April 9 to start that day against Detroit...It was his first major league outing since May 4, 1998 while with the Milwaukee Brewers...Earned the victory with 5 innings pitched in an 11-6 win, allowing 3 earned runs.
- Had 3 different stints in the Orioles starting rotation before entrenching himself with 7 shutout innings in the 2nd game of a doubleheader vs. Cleveland on July 29...Made his final 13 appearances as a starter.
- As a starter, he went 13-5 with a 3.93 ERA (121.1IP, 53ER)...In 16 relief outings, went 1-2 with a 4.44 ERA (24.1IP, 12ER).
- Was 2-0 with a 4.86 ERA after his 3rd start of the year on April 22 at Oakland...In his non-decision start on April 14 at Minnesota, he left with a 9-4 lead after 6 innings before the O's bullpen allowed a 6-run 8th inning to lose 10-9 to the Twins.
- Allowed 4 runs in 1.2 IP at Chicago on April 27 before moving to bullpen when Scott Erickson was activated from his first stay on the disabled list.
- Allowed 1 run in 12.2IP over his last 5 relief outings, June 23-July 3, before returning to starting rotation for the 2nd time...Made one other relief outing, July 26 vs. New York, before moving into starter's slot for remainder of season when Erickson went back on the disabled list.
- Had a career-high 5-game winning streak, July 17-August 14...Won 4 straight decisions, August 24-September 9.
- On August 30 vs. Detroit, he pitched a complete-game 2-hitter, his 3rd career complete game and first since August 24, 1997 for Milwaukee...Pitched 6.0 or more innings in 13 of his last 15 starts and pitched at least 5.0 innings in 18 of 20 starts on the season.
- Before rejoining the starting rotation in early July, he pitched 4.0 scoreless innings against Toronto on July 3, his longest relief outing of the season...Earned his only relief win on June 28 at Boston with a scoreless 10th inning.

PRO CAREER

1999: Pitched at AAA level for 3 organizations, San Diego, Florida and New York Mets...Combined to go 5-9 with a 3.70 ERA in 25 games between Las Vegas (Padres), Calgary (Marlins) and Norfolk (Mets)...Pitched 146.0 innings, allowing 176 hits, 85 R/ER, with 34 walks and 89 strikeouts...Signed by San Diego on 3/6 during spring training...Spent most of the season in Pacific Coast League between Las Vegas and Calgary, going 3-8 with a 4.03 ERA in 19 games, including 18 starts...Pitched for Estrellas in the Dominican Winter League following the season and went 5-1 with a 2.45 ERA in 10 starts...Hurled 62.1 innings, allowing 59 hits with 12 walks and 31 strikeouts.

1998: Was limited to 7 games in injury-plagued season with Milwaukee...Was shut down for season after being placed on disabled list with strained rotator cuff in his right shoulder on 5/5...Dr. Lewis Yocum performed arthroscopic surgery to clean up the rotator cuff and labrum in the right shoulder on July 15...Was transferred from 15-day to 60-day DL on 9/12, reinstated to Brewers' 40-man roster on 10/9 but was released on 12/16...Was 2-1 with a 4.08 ERA (28.2IP, 13ER) entering his final start on 5/4 vs. San Diego, when he allowed 11 runs in 3.1 innings...Had his first big league hit on 4/17, a single off San Francisco's Shawn Estes.

1997: Split time between Brewers' starting rotation and bullpen...Led Milwaukee starters with 2 complete games...Allowed right-handed batters only a .215 batting average, 2nd best in American League behind Randy Johnson (.186)...Tied for 9th in league with 20 GIDPs...Made his first major league start 5/3 at Seattle, getting no decision in 17-4 Brewers victory after working 4.2 IP and throwing 92 pitches...After relief outing 5/10, returned to starting rotation for remainder of season...Hurled complete-game 4-hit shutout on 8/24 vs. Detroit...Made final appearance on 9/19 before missing final 2 starts due to tendinitis in his right index finger...Brewers averaged 1.8 runs in his 10 losses...Went 3-3 with a 2.09 ERA over his final 6 starts...Played for Estrellas in the Dominican Winter League after the season.

1996: Split time between AAA New Orleans and Milwaukee...Began season with New Orleans, going 1-2 with a 3.39 ERA, appearing in 16 games including 15 starts before being recalled by Brewers...Had his best outing of season with Milwaukee on 6/20 vs. Angels, pitching 3.1 hitless innings and stranding 2 inherited runners...Struggled in final 4 outings for Brewers, going 0-1 and allowing 11 ER in 5.2 IP...Was optioned back to New Orleans on 7/29...Went 1-2 with a 4.13 ERA in 9 relief appearances after his return.

1995: Encountered injury-plagued season...Began season with Milwaukee before going on DL on 5/14 with irritation in the ulnar nerve of his right elbow and rotator cuff tendinitis...Was transferred to 60-day DL on 7/21 and underwent arthroscopic shoulder surgery on 8/5...Was taken off the 40-man roster and outrighted to New Orleans on 11/17.

1994: Began season on 15-day disabled list with lower left abdominal strain...Was sent on rehab assignment to AA El Paso and AAA New Orleans before rejoining Brewers...Made his major league debut in relief on 5/31, pitching 5.1 shutout innings vs. Texas...Earned his first major league win on 6/28 vs. Toronto in relief...None of his 11 inherited runners scored.

1993: Spent season at AA Bowie...Tied for 3rd in Eastern League with 3 complete games...Was EL Pitcher of the Week, 6/21-27, pitching 8.1 innings to defeat Harrisburg while fanning season-high 7 batters...Was selected in Rule 5 draft on 12/13 by Milwaukee.

1992: In first season in pro ball outside the Dominican Republic, pitched for Rookie-level Gulf Coast Orioles and Class A Kane County...Combined to go 5-5 with a 2.29 ERA, with 4 complete games and 2 shutouts in 16 outings...Tied for 5th in GCL with 2...Allowed only 4 ER over his final 31.1 IP in the Gulf Coast League...Was promoted to Kane County on 7/22...Pitched complete-game, 2-hit shutout in his 3rd start, 8/3 vs. Rockford...Fanned 11 in back-to-back starts, 8/20 & 8/25.

1990-91: Spent first 2 seasons pitching for San Pedro de Macoris Orioles in Dominican Summer League.

PERSONAL/MISCELLANEOUS

Originally signed by the Orioles on August 10, 1989 as a non-drafted free agent by scout Carlos Bernhardt...Married, wife's name is Leonor...Has four sons—Chejier, Aljenis, Jose and Alex, and a daughter, Disell.

YEAR	CLUB	W	L	ERA	G	GS	CG	SHO	SV	IP	H	R	ER	HR	BB	IBB	SO	WP	PK	
1992	Gulf Coast-1	2	3	1.78	8	5	2	0	0	35.1	31	12	7	0	1	13	0	21	5	1
	Kane County	3	2	2.66	8	8	2	2	0	47.1	40	26	14	1	0	15	0	45	6	2
1993	Bowie	6	6	4.78	25	23	3	0	0	147.0	170	66	78	13	2	65	0	75	9	1
1994	El Paso-2	2	0	4.66	3	0	0	0	0	9.2	13	6	5	1	0	4	0	8	1	0
	New Orleans	0	0	4.91	3	3	0	0	0	18.1	19	10	10	1	2	8	0	7	1	0
	MILWAUKEE	2	0	2.32	19	0	0	0	0	31.0	22	9	8	4	2	16	1	11	0	1
1995	MILWAUKEE	0	1	5.82	5	0	0	0	0	7.1	12	9	8	1	0	8	0	6	1	0
	New Orleans	3	7	3.56	25	15	0	0	1	101.0	108	58	40	14	7	28	1	47	4	1
	MILWAUKEE	0	2	9.18	11	0	0	0	0	16.2	20	18	17	6	0	5	0	6	2	0
1996	MILWAUKEE	7	10	3.79	29	23	2	1	0	150.0	146	76	67	24	5	53	2	80	1	1
1996	El Paso	0	0	10.80	1	1	0	0	0	3.1	9	4	4	2	0	0	0	0	0	0
	MILWAUKEE	2	2	6.75	7	5	0	0	0	32.0	42	25	24	5	1	9	1	11	0	0
1999	Las Vegas-3	2	6	4.30	15	14	0	0	0	88.0	110	57	42	14	2	20	0	57	1	1
	Calgary-4	1	2	3.12	4	4	0	0	0	26.0	30	13	9	2	0	3	0	13	0	0
	Norfolk-5	2	1	2.53	6	6	0	0	0	32.0	36	15	9	2	2	11	1	19	0	0
2000	BALTIMORE-6	14	7	4.02	36	20	1	0	0	145.2	150	71	85	15	3	64	1	70	3	0
	Minor Lg Totals	21	29	3.86	99	79	7	2	1	608.0	667	287	218	50	16	167	2	292	27	6
	BALTIMORE Totals	14	7	4.02	36	20	1	0	0	145.2	150	71	85	15	3	64	1	70	3	0
	American League	23	20	4.13	100	43	3	1	0	359.2	350	183	165	50	10	146	4	173	7	2
	National League	2	2	6.75	7	5	0	0	0	32.0	42	25	24	5	1	9	1	11	0	0
	M. Totals	25	22	4.34	107	48	3	1	0	391.2	392	208	189	55	11	155	5	184	7	2

1-Signed by the Orioles as a non-drafted free agent on August 10, 1989

2-Selected by Milwaukee in Rule 5 draft on December 13, 1993

3-Signed by San Diego as a minor league free agent on March 6, 1999

4-Signed by Florida as a minor league free agent on June 30, 1999

5-Signed by New York (NL) as a minor league free agent on August 9, 1999

6-Signed by the Orioles as a minor league free agent on December 22, 1999

	ERA	W-L	SHO	G	IP	H	ER	HR	ERA	W-L	SHO	G	IP	H	ER	HR
Total	4.02	14-7	0	36	145.2	150	65	15	4.34	25-22	1	107	391.2	392	189	55
Home	3.84	7-4	0	18	80.0	78	35	9	3.99	15-10	1	59	216.1	212	96	28
Away	4.11	7-3	0	18	65.2	72	30	6	4.77	10-12	0	48	175.1	180	93	27
Ana	0.96	1-0	0	2	9.1	8	1	0	2.76	1-2	0	8	29.1	21	9	4
Bal	-	-	-	-	-	-	-	-	13.50	0-1	0	2	2.0	1	3	0
Bos	12.00	1-1	0	5	5.0	10	7	1	6.75	1-2	0	8	17.1	22	13	3
CWS	4.41	2-1	0	3	16.1	18	8	0	4.35	3-2	0	6	31.0	32	15	4
Cle	0.00	1-0	0	1	7.0	6	0	0	3.04	2-0	0	6	23.2	21	8	5
Det	2.57	3-0	0	3	21.0	15	6	3	3.43	4-0	1	11	39.1	32	15	7
KC	9.00	0-1	0	1	6.0	8	6	1	5.33	1-3	0	7	27.0	24	16	4
Min	3.55	1-0	0	2	12.2	15	5	1	2.93	2-0	0	6	27.2	26	9	2
NYN	3.00	1-0	0	2	8.0	4	2	0	5.60	2-2	0	6	17.2	21	11	2
Oak	3.45	1-1	0	4	15.2	16	6	4	3.67	1-1	0	9	27.0	30	11	6
Sea	7.50	0-1	0	2	8.0	9	5	1	6.23	0-2	0	6	21.2	26	15	2
TB	6.00	0-0	0	1	8.0	8	4	1	6.00	0-0	0	1	6.0	8	4	1
Tex	13.50	0-0	0	1	2.0	3	3	1	3.38	1-0	0	5	16.0	13	6	3
Tor	0.84	2-0	0	4	21.1	20	2	1	2.51	4-1	0	11	43.0	36	12	4
PRE ASG	6.25	3-4	0	20	44.2	59	31	5	5.43	9-12	0	64	194.0	204	111	30
POST ASG	3.03	11-3	0	16	101.0	91	34	10	3.38	16-10	1	43	207.2	188	78	25
Mar/Apr	6.38	2-1	0	4	18.1	26	13	1	4.91	5-2	0	17	62.1	73	34	9
May	8.59	0-1	0	5	7.1	15	7	1	7.66	0-4	0	15	44.2	61	38	7
June	3.75	1-1	0	9	22.0	10	5	3	4.23	4-4	0	27	61.2	57	29	13
July	3.10	3-1	0	6	29.0	26	10	1	4.41	5-5	0	24	73.2	76	39	8
August	3.59	4-1	0	6	42.2	37	17	4	3.03	6-3	1	15	86.0	73	20	9
Sept/Oct	3.22	4-2	0	6	36.1	34	13	5	3.14	5-4	0	9	57.1	50	20	9
All	-	-	-	-	-	-	-	-	-	-	-	-	-	-	-	-
Fra	3.86	1-0	0	1	7.0	7	3	0	3.00	1-0	0	2	12.0	13	4	1
Mon	0.50	0-0	0	1	0.2	0	0	0	7.20	0-0	0	3	5.0	6	4	0
NYM	13.50	0-1	0	2	0.2	2	1	1	13.50	0-1	0	2	0.2	2	1	1
PHI	18.00	0-1	0	1	3.0	6	6	0	18.00	0-1	0	1	3.0	6	6	0

LIFETIME BY BALLPARK

JOSE MERCEDES	W	L	S	ERA	G	IP	H	ER	HR
Edison International Field	1	1	0	3.21	4	14.0	10	5	2
Oriole Park at Camden Yards	7	5	0	4.17	20	82.0	79	36	9
Fenway Park	1	0	0	7.36	4	7.1	9	6	1
Comiskey Park	1	2	0	6.46	3	15.1	17	11	2
Jacobs Field	1	0	0	3.38	2	10.2	10	4	2
Comerica Park	1	0	0	2.57	1	7.0	6	2	1
Kauffman Stadium	0	1	0	3.12	3	17.1	11	6	2
Marlins	2	0	0	3.57	4	22.2	24	9	2
Yankee Stadium	0	1	0	10.80	1	3.1	5	4	1
Network Associates Coliseum	1	0	0	3.48	3	13.0	12	5	2
Safeco Field	0	0	0	0.00	1	1.0	0	0	0
Tropicana Field	0	0	0	6.00	1	6.0	8	4	1
Balpark in Arlington	1	0	0	1.69	1	5.1	4	1	1
SkyDome	1	1	0	3.32	5	19.0	21	7	3
NATIONAL LEAGUE	0	0	0	1.80	1	5.0	6	1	1
Pro Player Stadium	0	0	0	0.00	2	1.2	1	0	0
Olympic Stadium	0	1	0	13.50	2	0.2	2	1	1
Shea Stadium	0	1	0	18.00	1	3.0	6	6	0
Veterans Stadium	0	1	0	18.00	1	3.0	6	6	0

BATTING RECORD

YEAR	CLUB	AVG	AB	R	H	TB	2B	3B	HR	RBI	SH	SB	BB	IBB	SO	CS	GDP	SLG	OBP
2000 Totals		.300	1	0	0	0	0	0	0	0	0	0	0	0	0	0	0	.000	.000
Career Totals		.071	14	0	1	1	0	0	0	0	0	0	0	0	9	0	0	.071	.133
Post Season Totals		-	-	-	-	-	-	-	-	-	-	-	-	-	-	-	-	-	-

75 ALAN MILLS

RHP



Full Name: Alan Bernard Mills
Born: October 18, 1966
Opening Day Age: 34
Height: 6'1" **Weight:** 195
Bats: S **Throws:** R
Birthplace/Residence: Born and resides in Lakeland, FL
Contract Status: Signed through 2001
M.L. Service: 8 years, 60 days
Acquired: June 13, 2000; from the Los Angeles Dodgers along with cash in exchange for RHP Al Reyes

GAME HIGHS & STREAKS

LONGEST RELIEF OUTING: 5.2, June 25, 1993 vs. New York (AL)...**STRIKEOUT HIGH:** 5, six times, most recently June 5, 1996 vs. Detroit...**WALK HIGH:** 6, July 4, 1997 at Detroit...**HR ALLOWED:** 3, July 2, 1993 at Chicago (AL)...**WINNING STREAK:** 5 games, twice, most recently June 8-September 21, 1993...**LOSING STREAK:** 4 games, September 8, 1997-May 17, 1998

2000

- Former Oriole (1992-98) was reacquired in a June 13 trade with Los Angeles in exchange for RHP Al Reyes...In 41 games combined with Orioles and Dodgers, he went 4-1 with 2 saves and a 5.29 ERA (49.1IP; 56 H, 29 R/ER, 35 BB, 36 K, 9 HR).
- Appeared in 23 games for the Orioles after his return and has now pitched in 331 games for the O's in his career, 10th in club history and 5 games behind Jesse Orosco for 9th on team's all-time list.
- Underwent arthroscopic surgery on his right shoulder on September 15 in Birmingham, AL, ending his season...Dr. James Andrews performed the surgery.
- Mills went on the 15-day disabled list August 11 with shoulder soreness and made one rehab start for Class-A Frederick at Wilmington, pitching 2 innings...He was activated from the DL on August 30 and allowed 2 runs in 0.1 IP the next night vs. Detroit.
- His last outing of the season came on September 3 at Cleveland.
- Allowed only one of 14 inherited runners to score with the Orioles after allowing 3 of 4 inherited runners to score with LA...For the Orioles with runners on base, batters hit only .209 (9-43) off him, 8th best among American League relievers.

126

•Went 2-0 with Orioles, earning both wins a week apart...Earned win in final game before the All-Star break at Philadelphia, July 9, with 2 scoreless innings, and was credited with win July 16 vs. Florida with 0.1 inning.

PRO CAREER

1999: Signed 3-year contract with Los Angeles as a free agent on 11/13/98...In his first National League season, ranked 7th in the league with 18 holds...Held opponents to .180 average (16-89) with runners in scoring position and .149 (7-47) with 2 out and RISP...Held right-handed hitters to .230 average (38-165)...Was 2-1 with 3.08 ERA (38.0IP;13 ER) prior to the All-Star break and 1-3 with a 4.46 ERA (34.1IP;17 ER) in the 2nd half...Won his first game with Dodgers on 4/6 vs. Arizona, pitching 2.0 scoreless innings...Picked up 2nd victory of season 6/26 at San Francisco...4 of his 7 decisions came in one-run games...Gave up 9 earned runs and 24 hits in 24.2 innings (3.29 ERA) in his last 22 outings...Wore Dodger Heroes patch in honor of Famer Jackie Robinson.

1998: Established career highs with 77.0 innings pitched and 72 appearances for Orioles...Led the Orioles and ranked 10th in the American League in appearances...Ranked among AL relief pitchers with a .203 opponents batting average (6th) and 19 holds (tied for 6th)...Opposing batters hit just .178 (23-129) against him with men on base, 2nd best in the AL behind Anaheim's Troy Percival...Allowed 8 of 42 inherited runners to score (18.8 percent), 3rd-best percentage in the league...Held the lead 19 of 26 times it was handed to him...Started the season by allowing only one hit through 10.1 scoreless innings in his first 11 appearances...Was ejected for his participation in a bench-clearing brawl against the Yankees on 5/19 at New York...Was suspended for 2 games by the AL the following day, his 2nd career ejection and suspension.

1997: Appeared in only 39 games after a pinched nerve in his left shoulder sidelined him for most of the first half of the season...Was placed on the 15-day disabled list on 4/15 (retroactive to 4/10)...Suffered the injury in a pre-game collision in the outfield with teammate Lenny Webster...Was reinstated from the disabled list on 6/15 and did not allow a run over 9.0 innings in his first 14 games after the All-Star break, lowering his ERA to 2.86...Tied a career high by allowing 6 earned runs in a season-high 2.2 innings on 8/30 vs. the New York Mets...Also allowed 6 earned runs on 8/16/92 in a start vs. Kansas City...Walked a career-high 6 batters in 7/4 in the 2nd game of a doubleheader at Detroit.

1996: Started the season on the DL with a strained right flexor muscle after recuperating from arthroscopic surgery to his right shoulder in August 1995...Made his first appearance of the season on 5/14 at Oakland, pitching a scoreless 9th inning...Earned save on 6/16 at Kansas City, his first since 6/11/94...Was 3-for-8 in save situations...Retired 31 of 49 first-batters faced and allowed 16 of 41 inherited runners to score...Struck out at least one batter in 32 of 49 games.

1995: Made only 21 appearances, having his season cut short on 8/30 when Dr. James Andrews performed arthroscopic surgery to repair his right shoulder in Birmingham, AL...Went 3-0 with a 2.30 ERA (15.2IP, 11H, 4ER) in 11 games in May...Was optioned to AAA Rochester on 6/20, where he made just one start.

1994: Appeared in 47 relief appearances to lead the Orioles and tie for 6th in the league during the strike-shortened season...His 14 holds tied for the league lead...Led the Orioles staff by stranding 82.6 percent of his inherited runners (38 of 46), 4th best percentage in the AL and 5th best in the majors...Went 3-1 with 2.48 ERA over his final 33 appearances of the season.

1993: Had a career-best 68 strikeouts in 100.1 innings and posted a 5-4 record with 4 saves and a 3.23 ERA in 45 appearances...Finished 3rd among AL relief pitchers in innings pitched...Held opponents to an AL-low .187 average with runners on base...Was ejected for his participation in a bench-clearing brawl against the Mariners on 6/6 vs. Seattle...Was suspended for one game by the AL.

1992: Tied for 2nd in the AL with 9 relief wins and tied for 6th in the league with a .714 winning percentage...Finished 8th in the AL with 90.0 innings pitched despite spending the first 2 weeks of the season at AAA Rochester and most of the last 3 weeks of the season on the shelf with a sore right elbow...Made 3 starts, including a combined 8-hit shutout on 8/11 at Toronto...Along with Rick Sutcliffe, was a co-recipient of the Favorite New Oriole Award given by the Oriole Advocates.

1991: Began the season with AAA Columbus in the Yankees' organization until being recalled by the major league club on 5/17...Was with New York for only 3 days and made 2 scoreless appearances against Seattle before returning to Columbus...Returned to the Yankees on 9/16 following the AAA playoffs...Made his first 2 major league starts...Suffered the loss in his first start 9/29, a 5-2 defeat at Cleveland...Didn't earn a decision in his 2nd start vs. Cleveland on 10/4.

1990: Opened the season with New York, becoming the first Yankee since Jose Rijo in 1984 to jump from Class A to the majors...Earned the James P. Dawson Award, given annually by the New York beat writers to the outstanding rookie in spring training...Made his major league debut 4/14 vs. Texas, throwing 2.2 scoreless innings...Earned first big league win 6/21 at Toronto, despite allowing his first major league homer to John Olerud.

1989: Went a combined 7-5 with a 1.20 ERA at Class A Fort Lauderdale and Prince William...Was promoted to Prince William on 6/22, where he went 6-1 with a 0.91 ERA in 26 games...Held opponents to a .164 average and averaged 9.88 strikeouts per 9 innings, 2nd best ratio among Carolina League relievers.

1988: Went 3-8 with a 4.13 ERA with 4 saves in 42 games, including 5 starts, for Class A Prince William. 1987: After being acquired by the Yankees from the Angels, spent the season at Prince William and suffered a career-high 11 losses...Compiled a 6.09 ERA and yielded 102 hits in 85.2 innings.

127

1986: Spent his first professional season at Rookie level Salem in the California Angels organization...In 14 starts, went 6-6 with a 4.63 ERA and a complete game.

PERSONAL/MISCELLANEOUS

Married...He and his wife, Shareese, have a son, Tyson (8/26/96) and a daughter, Alana (2/14/01)...Attended Kathleen H.S. in Lakeland, FL...Attended Tuskegee (AL) University for one year, then Polk Community College in Winter Haven, FL where he received his associate of arts degree...Collects baseball cards...Also is a Negro League baseball and antique car historian...In 1997, in honor of Jackie Robinson, he initiated Alan's Team, a ticket program that invited 600 inner city children to Camden Yards throughout the regular season.

YEAR	CLUB	W	L	ERA	G	GS	CG	SHO	SV	IP	H	R	ER	HR	HB	BB	IBB	SO	WP	BK
1986	Salem-1	6	6	4.63	14	14	1	0	0	83.2	77	58	43	1	5	80	0	50	5	0
1987	Prince William-2	2	11	6.09	35	8	0	0	1	85.2	102	75	58	7	4	84	3	53	9	0
1988	Prince William	3	8	4.13	42	5	0	0	4	93.2	93	56	43	4	5	43	2	59	6	1
1989	Ft. Lauderdale	1	4	3.77	22	0	0	0	6	31.0	40	15	13	0	4	9	1	25	3	2
	Prince William	6	1	0.91	26	0	0	0	7	39.2	22	5	4	0	5	13	1	44	6	0
1990	NEW YORK (AL)	1	5	4.10	36	0	0	0	0	41.2	48	21	19	4	1	33	6	24	3	0
	Columbus	3	3	3.38	17	0	0	0	6	29.1	22	11	11	0	2	14	0	30	2	0
1991	Columbus	7	5	4.43	38	15	0	0	0	113.2	109	65	56	3	6	75	1	77	52	1
	NEW YORK (AL)	1	1	4.41	6	2	0	0	0	16.1	16	9	8	1	0	8	0	11	2	0
1992	Rochester-3	0	1	5.40	3	0	0	0	1	5.0	6	3	3	1	0	2	0	8	0	0
	BALTIMORE	10	4	2.61	35	3	0	0	2	103.1	78	33	30	5	1	54	10	60	2	0
1993	BALTIMORE	5	4	3.23	45	0	0	0	4	100.1	80	39	36	14	4	51	5	66	3	0
1994	BALTIMORE	3	3	5.16	47	0	0	0	2	45.1	43	26	28	7	2	24	2	44	2	0
1995	Gulf Coast	0	0	0.00	1	1	0	0	0	2.0	3	0	0	0	0	2	0	1	0	1
	Rochester	0	1	0.00	1	1	0	0	0	2.2	2	6	0	0	0	5	0	2	1	0
	BALTIMORE	3	0	7.43	21	0	0	0	0	23.0	30	20	19	4	2	18	4	16	1	0
1996	BALTIMORE	3	2	4.28	49	0	0	0	3	54.2	40	26	26	10	1	35	2	50	6	0
1997	BALTIMORE	2	3	4.89	39	0	0	0	0	38.2	41	23	21	5	1	33	1	32	2	0
1998	BALTIMORE	3	4	3.74	72	0	0	0	2	77.0	55	32	32	8	1	50	8	57	4	0
1999	LOS ANGELES-4	3	4	3.73	66	0	0	0	0	72.1	70	33	30	10	4	43	4	49	3	0
2000	LOS ANGELES	2	1	4.21	18	0	0	0	1	25.2	31	12	12	3	1	16	0	18	1	0
	Rochester	0	0	4.50	1	1	0	0	0	2.0	2	1	1	0	0	0	0	1	0	0
	BALTIMORE-5	2	0	6.46	23	0	0	0	1	23.2	25	17	17	6	1	15	1	19	3	0
Minor Lg. Totals		28	40	3.44	200	45	1	0	25	488.1	478	295	232	16	31	287	8	350	44	5
	BALTIMORE Totals	31	20	4.00	331	3	0	0	14	468.0	392	216	207	59	13	284	33	345	23	0
American League		33	26	4.02	373	5	0	0	14	524.0	456	245	234	64	14	325	39	380	28	0
National League		5	5	3.66	66	0	0	0	1	98.0	101	45	42	13	5	59	4	67	4	0
ML Totals		38	31	3.99	459	5	0	0	15	622.0	557	291	276	77	19	384	43	447	32	0

- 1-Selected by California in the June First Year Player Draft in 1986...Previously selected by Boston in the January 1988 Draft (first round, 13th overall pick) but did not sign
2-Acquired by New York Yankees from California in exchange for RHP Ron Romack on June 22, 1987
3-Acquired by the Orioles from New York in exchange for RHP Francisco De La Rosa and RHP Mark Carper on February 28, 1992
4-Signed by Los Angeles as a free agent on November 13, 1999
5-Acquired by the Orioles along with cash considerations from Los Angeles in exchange for RHP A. Reyes on June 13, 2000

DIVISION SERIES	YEAR	CLUB	W	L	ERA	G	GS	CG	SHO	SV	IP	H	R	ER	HR	HB	BB	IBB	SO	WP	BK
1997	Bal vs Sea	0	0	0.00	1	0	0	0	0	1.0	1	0	0	0	0	0	0	0	1	0	0
Totals		0	0	0.00	1	0	0	0	0	1.0	1	0	0	0	0	0	0	0	1	0	0

LCS	YEAR	CLUB	W	L	ERA	G	GS	CG	SHO	SV	IP	H	R	ER	HR	HB	BB	IBB	SO	WP	BK
1996	Bal vs NYY	0	0	3.88	3	0	0	0	0	2.1	3	1	1	0	0	1	0	3	0	0	0
1997	Bal vs Cle	0	1	2.70	3	0	0	0	0	3.1	1	1	1	0	0	2	0	3	0	0	0
Totals		0	1	3.18	6	0	0	0	0	5.2	4	2	2	0	0	3	0	6	0	0	0

1-Selected by California in the June First Year Player Draft in 1986...Previously selected by Boston in the January 1988 Draft (first round, 13th overall pick) but did not sign
2-Acquired by New York Yankees from California in exchange for RHP Ron Romack on June 22, 1987
3-Acquired by the Orioles from New York in exchange for RHP Francisco De La Rosa and RHP Mark Carper on February 28, 1992
4-Signed by Los Angeles as a free agent on November 13, 1999
5-Acquired by the Orioles along with cash considerations from Los Angeles in exchange for RHP A. Reyes on June 13, 2000

2000 SEASON									LIFETIME								
	ERA	W-L	SV	G	IP	H	ER	HR	ERA	W-L	SV	G	IP	H	ER	HR	
Total	5.29	4-1	2	41	49.1	56	29	9	3.99	38-31	15	459	622.0	557	276	77	
Home	5.23	1-1	1	19	20.2	20	12	4	3.91	20-17	8	217	250.0	252	126	37	
Away	5.34	3-0	1	22	28.2	36	17	5	4.07	18-14	7	242	332.0	305	150	40	
Ana	3.00	0-0	0	2	3.0	4	1	0	2.63	2-2	1	24	37.2	33	11	0	
Bal	-	-	-	-	-	-	-	-	8.00	0-2	0	3	3.0	4	3	1	
BoS	5.40	0-0	0	3	3.1	5	2	1	2.25	0-0	2	19	28.0	26	7	4	
CWS	-	-	-	-	-	-	-	-	5.67	3-4	0	29	39.2	35	25	7	
Cle	3.86	0-0	0	3	2.1	3	1	0	4.67	3-5	0	36	44.1	39	23	4	
Det	54.00	0-0	0	1	0.1	0	2	0	3.90	3-5	1	37	58.2	42	26	6	
KC	-	-	-	-	-	-	-	-	5.06	2-2	1	29	37.1	42	21	7	
Min	-	-	-	-	-	-	-	-	4.81	0-0	1	17	24.1	22	13	1	
NY	11.57	0-0	0	3	2.1	4	3	2	4.42	3-2	1	26	38.2	40	19	5	
Oak	21.80	0-0	0	1	1.2	2	4	1	6.44	4-0	1	28	36.1	29	26	8	
Sea	0.00	0-0	0	3	2.0	1	0	0	2.55	3-1	2	37	49.1	32	14	7	
TS	16.20	0-0	0	1	1.2	3	3	1	9.53	0-2	0	8	5.2	6	6	2	
Tex	0.00	0-0	0	1	1.0	0	0	0	2.87	3-1	0	25	37.2	25	12	5	
Tor	2.25	0-0	1	3	4.0	3	1	1	2.16	2-1	2	21	33.1	33	8	3	
PRE ASG	4.81	3-1	2	31	38.1	43	21	7	3.89	23-15	6	258	349.0	314	151	48	
POST ASG	7.20	1-0	0	10	10.0	13	8	2	4.12	15-16	9	201	273.0	243	125	29	
Mar/Apr	5.40	0-1	1	7	11.2	16	7	1	4.85	3-3	1	66	81.2	72	44	12	
May	3.09	2-0	0	9	11.2	10	4	2	3.38	7-5	1	78	109.1	90	41	12	
June	8.17	0-0	0	11	12.1	13	6	3	3.47	9-6	2	85	116.2	114	45	14	
July	3.65	2-0	1	11	12.1	14	5	2	3.97	5-5	3	86	111.0	101	49	15	
August	22.50	0-0	0	2	2.0	3	5	1	4.23	5-4	3	76	112.2	93	53	14	
Sept/Oct	0.00	0-0	0	1	0.0	0	0	0	4.39	9-6	5	68	90.2	87	44	10	
Ad	5.79	0-0	0	3	4.2	9	3	0	4.91	0-0	0	9	11.0	13	6	2	
Fa	0.00	1-0	0	2	2.1	1	0	0	5.14	1-1	0	8	7.0	9	4	2	
Mon	0.00	0-0	0	1	1.1	2	0	0	0.84	0-0	0	9	10.2	10	1	1	
NYM	9.00	0-0	0	2	2.0	3	2	1	8.31	0-0	0	6	8.2	13	8	2	
Phi	0.00	1-0	0	2	3.0	0	0	0	1.00	2-0	0	9	9.0	3	1	0	

LIFETIME BY BALLPARK


ALAN MILLS	W	L	S	ERA	G	IP	H	ER	HR
Edison International Field	0	2	0	2.95	11	18.1	20	6	0
Memorial Stadium	0	1	0	0.00	1	1.1	2	0	0
Orion Park at Camden Yards	19	10	8	3.66	162	225.0	187	99	31
Fenway Park	0	0	1	2.93	9	15.1	16	5	2
Comiskey Park	0	1	0	6.65	13	21.2	19	16	5
Jacobs Field	0	2	0	9.00	12	9.0	12	9	3
Kauffman Stadium	2	1	1	6.97	15	20.2	21	16	6
Metroland	0	0	0	5.79	12	18.2	18	12	1
Yankee Stadium	1	5	0	3.33	33	48.2	54	18	5
Network Associates Coliseum	2	0	0	4.57	16	21.2	13	11	2
Saleto Field	0	0	0	0.00	3	2.0	1	0	0
Tropicana Field	0	1	0	7.20	4	5.0	6	4	2
Ballpark in Arlington	0	0	0	3.68	8	7.1	5	3	2
Sly Dome	2	0	0	2.55	10	17.2	20	5	1

NATIONAL LEAGUE

Turner Field	0	0	0	7.36	3	3.2	5	3	1
Pro Player Stadium	0	0	0	2.08	4	4.1	5	1	1
Olympic Stadium	0	0	0	0.96	7	9.1	8	1	1
Shea Stadium	0	0	0	0.00	2	1.2	1	0	0
Veterans Stadium	2	0	0	1.17	7	7.2	3	1	0

BATTING RECORD

YEAR	CLUB	AVG	AB	R	H	TB	2B	3B	HR	RBI	SH	SF	HBP	BB	IBB	SO	SB	CS	GDP	SLG	OBP
2000 Totals		.000	3	0	0	0	0	0	0	1	0	0	0	1	0	2	0	0	0	.000	.250
Career Totals		.000	5	0	0	0	0	0	0	1	0	0	0	1	0	3	0	0	0	.000	.167
Post Season Totals		-	-	-	-	-	-	-	-	-	-	-	-	-	-	-	-	-	-	-	-



Full Name: Melvin Mora
Born: February 2, 1972
Opening Day Age: 29
Height: 5'11" **Weight:** 180
Bats: R **Throws:** R
Birthplace/Residence: Born in Aqua Negra, Venezuela...Resides in Naquanqua, Venezuela
Contract Status: Signed through 2001
M.L. Service: 1 year, 88 days
Acquired: July 28, 2000; from the New York Mets along with C/IF Mike Kinkade, RHP Leslie Brea and RHP Pat Gorman in exchange for SS Mike Bordick

GAME HIGHS, STREAKS & SLAMS

HITS: 4, twice, August 8, 2000 at Detroit and June 25, 2000 vs. Pittsburgh. **RUNS:** 3, August 12, 2000 at Kansas City...**RBI:** 3, August 4, 2000 at Tampa Bay...**WALKS:** 2, 3 times, most recently September 29, 2000 vs. New York Yankees...**SB:** 1, 14 times, most recently August 30, 2000 vs. Detroit...**HR:** 1, eight times, most recently August 27, 2000 vs. Tampa Bay...**GRAND SLAMS:** None

2000

- Spent the first 4 months of the season with the New York Mets before being acquired on July 28 along with 3 minor leaguers in exchange for shortstop Mike Bordick.
- Was placed on the disabled list on May 13 after lacerating tip of his right index finger...Was activated on May 29 and became the Mets' regular shortstop when Rey Ordóñez was sidelined for the year with a broken left forearm.
- Batted .277 in his last 27 games with an at bat for the Mets and had 11 multi-hit games while in the National League...Had a career-high 8-game hitting streak, June 21-28, batting .405 (15-37) and homering in back-to-back games June 25-26.
- Hit safely in 15 of his first 19 games after being traded to the Orioles, batting .413 (31-75)...Collected hits in 8 straight at-bats, August 1-4, and reached base in 14 of 15 plate appearances, July 31-August 4.
- Missed 7 games with a strained left hamstring suffered September 1...After returning to action, batted .229 (16-70) in his final 19 games of the season.
- Had a career-high 4 hits twice – August 8 at Detroit and June 25 vs. Pittsburgh.
- Hit his first major league home run in the bottom of the 10th inning on April 20 off Milwaukee's Curtis Leskanic to give the Mets a 5-4 win...Hit 2 home runs for Orioles, both off Tampa Bay's Ryan Rupe – August 6 at Tropicana Field and August 27 at Camden Yards.
- With the Mets, played 42 games at shortstop, 16 games in center field, 12 games in left field, 4 games each at second base and 3 games in right field...Played exclusively shortstop in 53 games with the Orioles.
- Won a home run hitting competition in Caracas, Venezuela in the offseason, defeating Andres Galaraga, Richard Hidalgo, Magglio Ordóñez, Edgardo Alfonzo and Bobby Abreu...Melvin received a trophy and \$7,000, which he donated to Hospital San Juan de Dios.

PRO CAREER

1999: Saw his first major league action with the New York Mets, joining Mets on 3 separate occasions...Began season at AAA Norfolk of International League...Contract was purchased by Mets on 5/30 and he started that day at shortstop vs. Arizona...Appeared in 11 games for Mets before being optioned back to Norfolk on 6/11...Was recalled again on 6/22...Got his first major league hit 7/6 vs. Montreal with a pinch-hit single off Miguel Batista...Was sent back to Norfolk on 8/2 and recalled final time on 9/1...Saw action at second base, shortstop, third base and all 3 outfield positions with both Norfolk and the Mets...Started 3 games for New York during the regular season, one each at shortstop (5/30 vs. Arizona), third base (7/17 at Tampa Bay) and centerfield (7/25 vs. Chicago)...Had 4 outfield assists in the National League playoffs, one shy of the post-season record set by Lonnie Smith 1985...Homered in the 5th inning of NLCS Game 2 to become the 7th player in National League history to hit a home run in his first LCS at-bat...Was the winner of the John J. Murphy Award given annually to the Mets' top rookie in spring training, after batting .421 (24-57) with 8 doubles, 2 homers and 16 RBI in 26 games...Played for Magallanes of the Venezuelan Winter League and batted .333 (49-147) with 28 runs scored, 11 doubles, 2 triples, 4 home runs, 20 RBI and 5 stolen bases in 43 games.

1998: Began the year with Mercury Tigers of the Chinese Professional Baseball League in Taiwan...Hit

.335 for the Tigers (55-164) with 34 runs scored, 11 doubles, two triples, three home runs, 11 RBI and 37 stolen bases...Signed by the Mets organization on July 25...Joined Class A St. Lucie of the Florida State League...Was promoted to Norfolk of the International League on August 21.

1997: Played primarily outfield and third base for AAA New Orleans of the American Association...Was 3rd on team in walks (47) and 5th in games (119) and runs scored (55).

1996: Combined to hit .284 (137-483) with 17 doubles, 3 triples, 8 home runs and 40 RBI in 132 games between AAA Tucson of the Pacific Coast League and AA Jackson of the Texas League...Was 4th in Astros organization with 71 runs scored.

1995: Led AA Jackson with 32 doubles and 22 stolen bases and was 3rd on team with a .298 batting average...Was 3rd in Houston organization in doubles and tied for 4th in steals.

1994: Led his Class A Osceola team in 8 offensive categories, including batting average (.282), home runs (8), hits (120) and stolen bases (24)...Was 4th in Astros organization in steals.

1992: Topped his Gulf Coast Rookie team with 16 stolen bases.

PERSONAL/MISCELLANEOUS

Married, wife's name is Gisel...Has a daughter, Taliana...Originally scouted and signed by Houston as a non-drafted free agent in 1991 by Astros scouts Andres Reiner and Jesus Aristimuno. Graduated from Libertador High School in Valencia, Venezuela...Was an amateur boxer as a youngster...Played organized soccer for the Venezuelan National Soccer League, 1981-1990, and traveled to play in Nicaragua and Argentina...Also played professional soccer...Grew up in Venezuela and played baseball with Houston Astros outfielder Richard Hidalgo.

YEAR	CLUB	AVG	G	AB	R	H	TB	2B	3B	HR	RBI	SH	SB	SHBP	BB	IBB	SO	SB	CS	GDP	SLG	OBP
1992	Gulf Coast-1	.222	49	144	28	32	35	3	0	0	9	0	1	5	18	0	16	16	3	2	.243	.327
1993	Ashville	.285	108	365	66	104	136	22	2	2	31	5	8	9	36	0	46	20	13	7	.373	.355
1994	Osceola	.282	118	425	57	120	181	29	4	8	46	3	3	10	37	1	80	24	16	8	.426	.352
1995	Jackson	.266	123	467	63	139	180	32	0	3	45	7	7	9	32	1	57	22	11	11	.385	.350
	Tucson	.300	2	5	3	3	5	0	1	0	1	0	0	0	2	1	0	1	0	0	0.000	.714
1996	Tucson	.281	62	228	35	64	88	11	2	3	26	3	4	1	17	1	27	3	5	7	.386	.328
	Jackson	.216	70	255	36	73	98	6	1	5	23	1	2	6	14	1	23	4	7	4	.376	.336
1997	New Orleans	.257	119	370	55	95	122	15	3	2	38	8	2	11	47	0	52	7	7	7	.330	.356
1998	St. Lucie-2	.273	17	55	5	15	15	0	0	0	8	0	1	0	5	0	9	1	1	0	.273	.328
	Norfolk	.179	11	29	5	5	6	1	0	0	2	2	0	0	5	0	7	0	0	0	.214	.303
1999	Norfolk	.303	82	304	55	92	137	17	2	8	36	4	7	41	0	54	18	8	8	451	.393	
	NEW YORK (NL)	.161	66	31	6	5	5	0	0	0	1	3	0	1	4	0	7	2	1	0	.161	.278
2000	Norfolk	.333	8	27	7	9	11	2	0	0	7	1	0	0	7	0	3	2	0	0	.407	.471
	NEW YORK (NL)	.260	79	215	35	56	91	13	2	6	30	2	5	2	16	3	48	7	3	3	.423	.317
	BALTIMORE-3	.291	53	199	25	58	79	9	3	2	17	2	0	4	17	0	32	5	8	2	.357	.359
	Minor Lg. Totals	.283	827	2884	453	814	1012	156	16	31	291	35	32	58	280	5	377	143	71	54	.351	.354
	BALTIMORE Totals	.291	53	199	25	58	79	9	3	2	17	2	0	4	17	0	32	5	8	2	.357	.359
	American League	.291	53	199	25	58	79	9	3	2	17	2	0	4	17	0	32	5	8	2	.357	.359
	National League	.248	145	246	41	61	96	13	2	8	31	5	5	3	22	3	55	9	4	3	.390	.312
	ML Totals	.298	198	445	66	119	175	22	5	8	48	7	5	7	39	3	87	14	12	5	.393	.333

1-Signed by Houston as a non-drafted free agent on February 18, 1991

2-Signed by the New York Mets as a minor league free agent on July 25, 1995

3-Acquired by the Orioles from the New York Mets along with C/IF Mike Kinkade, RHP Leslie Brea and Pat Gorman in exchange for SS Mike Bordick on July 28, 2000

DIVISION SERIES

YEAR	CLUB	AVG	G	AB	R	H	TB	2B	3B	HR	RBI	SH	SB	SHBP	BB	IBB	SO	SB	CS	GDP	SLG	OBP
1999	NYM vs Ari	.000	3	1	1	0	0	0	0	0	0	0	1	0	0	1	0	0	0	0	.000	.500
	Totals	.000	3	1	1	0	0	0	0	0	0	0	1	0	0	1	0	0	0	0	.000	.500

LCS

YEAR	CLUB	AVG	G	AB	R	H	TB	2B	3B	HR	RBI	SH	SB	SHBP	BB	IBB	SO	SB	CS	GDP	SLG	OBP
1999	NYM vs Atl	.429	6	14	3	6	9	0	0	1	2	0	0	0	2	0	2	2	0	0	.843	.500
	Totals	.429	6	14	3	6	9	0	0	1	2	0	0	0	2	0	2	2	0	0	.843	.500

	2000 SEASON					LIFETIME				
	AVG	AB	H	HR	RBI	AVG	AB	H	HR	RBI
Total	.275	414	114	8	47	.257	445	119	6	46
Home	.304	217	66	5	23	.286	238	68	5	24
Away	.244	197	48	3	24	.246	207	51	3	24
Ana	.250	8	2	0	0	.250	8	2	0	0
Bal	.200	5	1	0	0	.230	5	1	0	0
Bos	.160	25	4	1	4	.160	25	4	1	4
CWIS	.227	22	5	0	2	.227	22	5	0	2
Cle	.250	12	3	0	2	.250	12	3	0	4
Det	.440	25	11	0	0	.440	25	11	0	0
KC	.308	26	8	0	2	.308	26	8	0	2
Min	.700	10	7	0	2	.700	10	7	0	2
NYN	.266	28	8	0	2	.286	28	8	0	2
Oak	.200	5	1	0	0	.230	5	1	0	0
Sea	.250	12	3	0	0	.250	12	3	0	0
TB	.227	44	10	2	7	.234	47	11	2	7
Tex	.071	14	1	0	0	.071	14	1	0	0
Tor	.250	16	4	0	0	.222	18	4	0	0
PRE ASG	.262	174	49	5	26	.265	189	50	5	26
POST ASG	.271	240	65	3	21	.270	256	69	3	22
vs. Left	.280	93	26	3	13	.295	110	29	3	14
vs. Right	.274	321	88	5	34	.272	335	91	5	34
as DH	-	-	-	-	-	-	-	-	-	-
as PH	.000	4	0	0	1	.125	16	2	-	1
Mar/Apr	.243	37	9	2	8	.243	37	9	2	8
May	.292	24	7	0	4	.259	27	7	0	2
June	.312	77	24	3	12	.289	83	24	3	12
July	.225	89	20	1	8	.212	104	22	1	9
August	.333	114	38	2	13	.333	114	38	2	13
Sept/Oct	.219	73	16	0	2	.238	80	19	0	2
All	.185	27	5	0	1	.161	31	5	0	1
Fia	.400	30	12	1	4	.364	33	12	1	4
Mor	.200	10	2	0	1	.250	12	3	0	1
NY	-	-	-	-	-	-	-	-	-	-
Phi	.118	17	2	1	1	.111	18	2	1	1

LIFETIME BY BALLPARK

MELVIN MORA	AVG	AB	H	HR	RBI
Oriole Park at Camden Yards	.308	107	33	1	9
Fenway Park	.160	25	4	1	4
Comiskey Park	.222	9	2	0	1
Jacobs Field	.000	3	0	0	0
Comerica Park	.467	15	7	0	0
Kauffman Stadium	.462	13	6	0	2
Yankee Stadium	.333	6	2	0	0
Tropicana Field	.286	21	6	1	4
Ballpark in Arlington	.071	14	1	0	0
SkyDome	.125	8	1	0	0
NATIONAL LEAGUE					
Turner Field	.182	11	2	0	0
Pro Player Stadium	.235	17	4	0	1
Olympic Stadium	.000	5	0	0	0
Shea Stadium	.267	131	35	4	15
Veterans Stadium	.000	7	0	0	0

FIELDING

2B	PCT	G	PO	A	E	DP
1999	1.000	4	1	1	0	1
2000	1.000	5	5	12	0	2
Career	1.000	9	6	13	0	3
3B	PCT	G	PO	A	E	DP
1999	1.000	3	2	5	0	1
2000	1.000	4	1	0	0	0
Career	1.000	7	3	5	0	1
SS	PCT	G	PO	A	E	DP
1999	1.000	1	0	1	0	0
2000	.954	96	134	264	19	49
Career	.955	97	134	265	19	49
OF	PCT	G	PO	A	E	DP
1999	1.000	45	18	0	0	0
2000	.967	29	29	0	1	0
Career	.979	73	47	0	1	0

61

WILLIE MORALES

CATCHER—NON-ROSTER INVITEE



Full Name: William Anthony Morales
Born: September 7, 1972
Opening Day Age: 28
Height: 5'11" **Weight:** 185
Bats: R **Throws:** R
Birthplace/Residence: Born and resides in Tucson, AZ
Contract Status: Signed through 2001
M.L. Service: 68 days
Acquired: December 1, 1999; signed by the Orioles as a minor league free agent

2000

•Spent most of the season at AAA Rochester but began and finished the season on the major league roster.
 •Came to spring training as a non-roster invitee and made the club when Greg Myers was placed on the disabled list a day before the opener.
 •Went 2-for-4 in his ML debut on April 9, singling on the first pitch in his first major league at-bat off Detroit's C.J. Nitkowski...Started a week later and caught Sidney Ponson's complete-game, 4-hit shutout at Minnesota.
 •Was placed on the 15-day disabled list on April 17 with a hyperextended left elbow...Was activated on May 13 and optioned to Rochester, where he spent the remainder of the minor league season.
 •Hit .351 with 5 home runs and 12 RBI in August for Rochester.
 •Was recalled following the completion of the Red Wings season and made one appearance for the remainder of the year, a September 6 start at Minnesota in which he went 1-for-3 with a double.
 •Threw out 14 of 68 runners attempting to steal while with Rochester (20.6%)...With Orioles, threw out the only 2 runners attempting to steal against him, both in September 6 game at Minnesota.
 •Was outrighted to Rochester following the season and later agreed to terms on a 2001 minor league contract with an invite to spring training.

PRO CAREER

1999: Went to spring training with Oakland as a non-roster invite...Spent most of season at AA Midland in Texas League, with brief stop at AAA Vancouver...Led Texas League catchers with .996 fielding percentage, committing only 2 errors...Tied for 4th on team with 71 RBI...Homered in 5 straight games through 8/7, then hit grand slam on 8/10.
 1998: Spent the season at AAA Edmonton, sharing catching duties with Izzy Molina...His .194 batting average was lowest of his career...Batted under .200 in each month except August, when he hit .289...Homered in back-to-back games, 4/30 and 5/1, giving him 3 home runs in 11 games...Hit only 2 more homers over his final 62 appearances...Played in 64 games at catcher, 4 at first base and 5 as DH.
 1997: Combined to hit .283 with 8 homers and 59 RBI in 92 games between Huntsville and Edmonton...Spent most of season at Edmonton, except for stretch from 5/8 to 6/19 at Huntsville...In addition to catcher, also saw action at first and third base...Played in 4 post-season games for Pacific Coast League champion Edmonton, hitting .154 with a double and 3 RBI.
 1996: Promoted to Huntsville, where he was named to Southern League post-season All-Star Team as catcher...Led Huntsville with .292 batting average and tied for team lead with 24 doubles...Was 2nd in home runs (18) and RBI (73)...Tossed out 40 of 94 (42.6%) of attempted base stealers...Hit .314 vs. left-handers but hit 14 of 18 homers off righties...Hit .333 with bases loaded including 2 grand slams.
 1995: Led Class A Modesto with 32 doubles, which tied for 4th in the California League...Was named to California League All-Star Game, going 3-for-3 with a double and 2 RBI...Topped league catchers in games (101), chances (880), putouts (772) and assists (100)...Also played first and third base.
 1994: Led Class A West Michigan of the Midwest League with 13 homers, was 2nd with 26 doubles and 3rd with 51 RBI...Hit grand slam in 8-4 win at Burlington on 6/24...In addition to catching, played several games at first, third and in the outfield.
 1993: Led Rookie-level Southern Oregon with 16 doubles...Led Northwest League catchers with 53 assists...Called up to AAA Tacoma at end of Rookie League season and played in 2 games.

PERSONAL/MISCELLANEOUS

Married, wife's name is Jennifer...They have 2 daughters, Hanah (5/8/96) and Emily (6/9/00)...Graduated from Tucson High School in 1990...Attended the University of Arizona...Was 14th round selection of Oakland in 1993 draft and signed by A's scout Ed Crosby.

1999: Batted .287 in 66 games with Minnesota before being traded to Anaheim.

YEAR	CLUB	AVG	B	AB	R	H	TB	2B	3B	HR	RBI	SH	SB	CS	DP	SLG	OBP	
1993	South Oregon-1	.269	60	208	34	56	75	16	0	1	27	1	4	4	19	2	.361	.336
1994	W. Michigan	.266	111	380	47	101	166	26	0	13	51	3	2	3	36	4	.64	.333
1995	Modesto	.277	109	419	49	116	160	32	0	4	60	2	4	7	28	1	.75	.34
1996	Huntsville	.282	108	377	54	110	188	24	0	18	73	4	6	7	38	2	.67	.362
1997	Huntsville	.272	36	136	19	37	57	11	0	3	24	0	3	0	17	0	.24	.346
	Edmonton	.291	56	179	23	62	79	12	0	5	35	3	3	0	11	0	.27	.325
1998	Edmonton	.194	73	242	25	47	75	13	0	5	30	1	1	1	17	0	.47	.249
1999	Vancouver	.143	5	14	2	2	3	1	0	0	2	1	1	0	1	0	.4	.188
	Midland	.280	102	343	43	96	171	27	0	16	71	2	4	6	24	0	.54	.2
2000	Rochester	.249	73	249	21	62	94	12	1	6	23	2	1	0	12	0	.58	.3
	BALTIMORE-2	.273	3	11	1	3	4	1	0	0	0	0	0	0	0	0	.364	.273
Minor Lg. Totals		.267	733	2547	317	679	1068	174	1	71	396	19	25	28	9	65	.456	.364
BALTIMORE Totals		.273	3	11	1	3	4	1	0	0	0	0	0	0	0	0	.364	.273
American League		.273	3	11	1	3	4	1	0	0	0	0	0	0	0	0	.364	.273
National League																		
ML Totals		.273	3	11	1	3	4	1	0	0	0	0	0	0	0	0	.364	.273

1-Selected by Oakland in the 14th round of the 1993 First Year Player Draft
2-Signed by the Orioles as a minor league free agent on December 1, 1999

	2000 SEASON						LIFETIME					
	AVG	AB	H	HR	RBI		AVG	AB	H	HR	RBI	
Total	.273	11	3	0	0		.273	11	3	0	0	
Home	.500	4	0	0	0		.500	4	2	0	0	
Away	.143	7	1	0	0		.143	7	1	0	0	
Ana	-	-	-	-	-		-	-	-	-	-	
Bal	-	-	-	-	-		-	-	-	-	-	
Bos	-	-	-	-	-		-	-	-	-	-	
CWS	-	-	-	-	-		-	-	-	-	-	
Cle	-	-	-	-	-		-	-	-	-	-	
Det	.500	4	2	0	0		.500	4	2	0	0	
KC	-	-	-	-	-		-	-	-	-	-	
Min	.143	7	1	0	0		.143	7	1	0	0	
NY	-	-	-	-	-		-	-	-	-	-	
Oak	-	-	-	-	-		-	-	-	-	-	
Sea	-	-	-	-	-		-	-	-	-	-	
TB	-	-	-	-	-		-	-	-	-	-	
Tex	-	-	-	-	-		-	-	-	-	-	
Tor	-	-	-	-	-		-	-	-	-	-	
PRE ASG	.250	8	2	0	0		.250	8	2	0	0	
POST ASG	.333	3	1	0	0		.333	3	1	0	0	
vs. Left	.333	3	1	0	0		.333	3	1	0	0	
vs. Right	.250	8	2	0	0		.250	8	2	0	0	
as DH	-	-	-	-	-		-	-	-	-	-	
as PH	-	-	-	-	-		-	-	-	-	-	
Mar-Apr	.250	8	2	0	0		.250	8	2	0	0	
May	-	-	-	-	-		-	-	-	-	-	
June	-	-	-	-	-		-	-	-	-	-	
July	-	-	-	-	-		-	-	-	-	-	
August	-	-	-	-	-		-	-	-	-	-	
Sept/Oct	.333	3	1	0	0		.333	3	1	0	0	
Ad	-	-	-	-	-		-	-	-	-	-	
Fla	-	-	-	-	-		-	-	-	-	-	
Mon	-	-	-	-	-		-	-	-	-	-	
NY	-	-	-	-	-		-	-	-	-	-	
Phi	-	-	-	-	-		-	-	-	-	-	

LIFETIME BY BALLPARK

WILLIE MORALES	AVG	AB	H	HR	RBI
Circle Park at Camden Yards	.300	4	2	0	0
Metrodome	.143	7	1	0	0

FIELDING

CA	PCT	G	PO	A	E	DP	PB
2000	1.000	3	22	2	0	1	0
Career	1.000	3	22	2	0	1	0

37 GREG MYERS

CATCHER



Full Name: Gregory Richard Myers
Born: April 14, 1966
Opening Day Age: 34
Height: 6'2" **Weight:** 225
Bats: L **Throws:** R
Birthplace/Residence: Born and resides in Riverside, CA
Contract Status: Signed through 2001
M.L. Service: 11 years, 155 days
Acquired: December 23, 1999; signed by the Orioles as a free agent to a 2-year contract

GAME HIGHS, STREAKS & SLAMS

HITS: 5, April 24, 1996 at Detroit...**RUNS:** 4, May 12, 1997 vs. Toronto...**DOUBLES:** 2, eight times, most recently April 3, 1998 at St. Louis...**TRIPLES:** 1, seven times, most recently May 18, 1997 vs. Boston...**HR:** 2, June 10, 1996 vs. Seattle...**RBI:** 5, twice, most recently April 3, 1998 at St. Louis...**WALKS:** 3, August 26, 1993 at Baltimore...**SB:** 1, three times, most recently August 26, 1993 at Baltimore...**HITTING STREAK:** 9 games, June 4-15, 1996

2000

- Batted .224 with 3 home runs and 12 RBI in 43 games in his first season with the Orioles.
- Began the season on the disabled list with a strained left hamstring...Suffered the injury during spring training, then reaggravated it hitting a home run in the final exhibition game of spring on April 1 at Chattanooga vs. Cincinnati.
- Was activated from the DL on April 17 and went 1-for-18 in his first 6 games...Following that start, batted .252 over his final 37 games of the season.
- Went 3-for-3 with his first home run of the season on May 18 at Texas...Also went 3-for-3 on June 23 at Seattle.
- Started 7 of 8 games, September 17-24, including 6 as DH and one as catcher...His start behind the plate on September 19 vs. Oakland was his first start at catcher since August 26.
- Started at DH on September 17 vs. Seattle, getting 2 hits, including a solo home run...It was his first multi-hit game since August 17 vs. Chicago...Hit a 2-run home run on September 22 at Boston to give Orioles a 3-1 lead and eventual win.
- Hit all 3 of his home runs off right-handed pitching...Has hit 53 of his 55 career homers off righties.
- Threw out 5 of 29 (17.2%) runners attempting to steal for the season...In his career, has thrown out 30.9% (133 of 431) attempted basestealers.

PRO CAREER

1999: Began the year with San Diego before being reacquired by Atlanta on 7/26 when Braves' catcher Javy Lopez was injured...Combined to hit .265 (53-200) in 84 games for Padres and Braves...Hit .365 (31-85) in April and May with Padres, with 2 homers and 13 RBI...Beginning 6/1 through end of season, batted only .191 (22-115)...Went on disabled list 6/29 with a strained right hamstring, his 9th career trip to the DL...Was activated 7/26 and traded to Atlanta...Saw action in 6 post-season games, including 4 in Atlanta's World Series loss to New York...Threw out 28% (13 of 47) of runners attempting to steal during season...Batted .341 (14-41) when putting the ball in play on the first pitch.

1998: Made 52 appearances, including 38 starts, behind the plate...Padres went 23-15 in his starts, and San Diego pitchers registered a 3.80 ERA in his 357.2 innings behind the plate...Hit .298 with 5 doubles and 7 RBI in 16 games in April...Batted .226 with 5 doubles, 4 homers and 13 RBI in 53 games the rest of the season...Hit .300 (6-20) with 3 RBI as pinch-hitter...Missed 43 games while on DL, 6/4-7/24, with a chipped bone in his left hand suffered making tag at plate...Had his 2nd career 5-RBI game, 4/3 at St. Louis, in his 2nd game of season...Also had 5 RBI on 5/24/96 with Minnesota vs. Detroit...His bases-loaded pinch-hit single off the Phillies' Mark Leiter in bottom of 9th on 5/16 lifted Padres to 3-2 win...Posted a .987 fielding percentage, with 4 errors in 309 total chances...Was charged with only one passed ball...Threw out 12 of 36 runners trying to steal (33%)...Went 1-for-7 with a homer and 2 RBI in 5 post-season appearances...Lone hit was a 2-run homer off Atlanta's Kerry Ligtenberg in bottom of 9th in NLCS Game 5...Made his post-season debut after previously being member of 2 clubs that qualified for post-season play...Was a member of Toronto's 1991 ALCS roster, but did not see post-season action...In 1997, was acquired by Atlanta 9/5, five days after deadline to be eligible for post-season play. 1997: Batted .267 in 62 games with Minnesota before being traded to Atlanta on 9/5...Hit in 4 of his first

5 games, 4/3-10, going 6-for-15 (.400)...Went 4-for-5 with 2 doubles and 2 RBI 5/12 vs. Toronto...Had at least one RBI in 4 straight games, 5/18-26...Hit in 6 straight games over 19-day span, 6/3-21, going 8-for-18 (.444)...Had pinch-hit single 6/21 at Chicago to raise his average to season-best .303...Batted .300 (9-for-30) with 5 doubles, a homer and 9 RBI in 11 June contests...Hit .421 (8-for-19) with a pair of home runs in August...Was acquired by the Braves in exchange for minor league infielder Steve Hacker on 9/5 and was ineligible for post season play with Atlanta.

1996: Established career highs in batting average (.286), ABs (329), runs scored (37), hits (71), triples (3) and RBI (47) in 97 games with Minnesota...Went 5-for-6 with 5 RBI April 24 at Detroit, the first 5-hit and 5-RBI game of his career...Led the AL with a .440 batting average with a 3-2 count...Posted career-best 9-game hitting streak 6/4-15, going 13-for-37 (.351)...Went 6-for-16 (.375) with 3 RBI as a pinch-hitter...All 6 of his home runs came off righthanders...Had his first career 2-homer game, 6/10 vs. Seattle...Hit .412 (21-for-51) in 16 games, 4/12-5/4...Threw out 15 of 52 (29%) runners attempting to steal...Had a .986 fielding percentage and allowed 6 passed balls...Was on 15-day DL with an abdominal strain, 7/15-8/1.

1995: Made 53 starts behind the plate and 15 more at designated hitter for California between 3 trips to disabled list...Hit career-high 9 home runs...Batted .303 (37-for-122) with runners on base, .350 (14-for-40) on artificial turf and .313 (25-for-80) in day games...Threw out 8 of 35 (23%) runners attempting to steal...Began season on 15-day DL with a fractured right big toe and was activated 5/6...On 5/24 vs. New York, hit his first triple since 6/12/90...Went back on DL 6/5-21 with strained left quadriceps...Homered in back-to-back games 8/13 at Minnesota & 8/14 at Chicago...Hit .345 (10-29) during 8-game hitting streak, 8/7-16...Was forced to DL for 3rd time with strained left rib cage muscle on 9/30.

1994: Appeared in only 45 big league games due to torn cartilage in his left knee suffered in a home plate collision with Mike Greenwell on 4/23 at Boston...Placed on 15-day DL 4/24 and underwent arthroscopic surgery 2 days later...Missed 54 games...Played 10 games with Lake Elsinore on rehabilitation assignment...Tied Angels team mark with 2 hits in the 8th inning, 6/25 vs. Texas...Made the first 4 starts of his career against left-handed pitchers.

1993: Played in a career-high 108 games for California...Stole the only 3 bases of his career...Threw out 23 of 90 (26%) runners attempting to steal and posted a .986 fielding percentage...Went 8-for-25 (.320) with 2 homers and 8 RBI as a pinch hitter...Hit 2-run, pinch-hit homer off Stan Belinda, 8/15 at Seattle...Was Nolan Ryan's final career strikeout victim in the 5th inning on 9/17 vs. Texas.

1992: Began season with Toronto before being traded to California with outfielder Rob Ducey in exchange for righthander Mark Eichhorn on 7/30...Season ended 8/27 due to a chip fracture of the hamate bone in his right hand.

1991: Enjoyed his first full season in the majors...Had his first career 4-hit game, 6/25 at Minnesota...Was on active roster but did not appear in ALCS vs. Minnesota.

1990: Hit his first ML homer off Luis Aquino, 4/20 vs. Kansas City...Was on DL, 5/5-25, after injuring left shoulder in home plate collision with Detroit's Lou Whitaker...Threw out 17 of 57 (30%) runners attempting to steal.

1989: Began season at AA Knoxville...Contract was purchased by Toronto on 7/2...Recorded his first big league RBI, 7/30 at New York...Was optioned to AAA Syracuse on 8/2 and recalled 9/3.

1988: Limited to 34 games with Syracuse with a torn right rotator cuff suffered 6/19...Was sidelined for remainder of '88 season...Named International League Player of the Week the first week of the season and was honored as Toronto's Minor League Player of the Month in April...Had rotator cuff surgery, 7/1. 1987: Batted .287 in 107 games with Syracuse...Led International League catchers in games (106), total chances (698) and putouts (637)...Had his contract purchased by Toronto on 9/1...Made his major league debut as a defensive replacement, 9/2 at New York...Made his first start 10/2 at Detroit and collected his first big league hit off Doyle Alexander that day.

1986: Hit .295 with 20 homers and 79 RBI for Class A Ventura to earn California League All-Star honors...Tabbed by *Baseball America* as the 4th-best prospect in the Cal League...Earned 43 walks while fanning only 46 times...Stole a career-high 9 bases.

1985: Led South Atlantic League catchers in fielding percentage (.989) playing with Class A Florence.

1984: Hit .316 in 38 games for Rookie-level Medicine Hat in his professional debut.

PERSONAL/MISCELLANEOUS

Married, wife's name is Angela...Has a son, Randy (7/14/91), and 2 daughters, Megan (8/18/84) and Amanda (5/31/88)...Is a 1984 graduate of Riverside Polytechnical High School...Named All-Conference in baseball 3 times and led team to conference championship in 1982...Signed by Toronto scout Wayne Morgan after being Blue Jays' 3rd round pick in the 1984 First Year Player Draft...Took part in annual Orioles FanFest this past winter.

YEAR	CLUB	AVG	G	AB	R	H	2B	3B	HR	RBI	SH	SF	HBP	BB	IBB	SO	SB	CS	GDP	SLG	OBP
1984	Medicine Hat-1	.316	38	133	20	42	57	9	0	2	20	3	1	0	10	1	6	0	4	.429	.387
1985	Florence	.223	134	489	52	109	147	19	2	5	62	2	7	2	39	0	54	0	12	.301	.279
1986	Ventura	.295	124	451	65	133	224	23	4	20	79	1	5	2	43	5	46	9	4	.497	.355
1987	Syracuse	.246	107	342	35	84	135	19	1	10	47	3	2	1	22	3	46	3	5	.395	.292
	TORONTO	.111	7	9	1	1	0	0	0	0	0	0	0	0	0	3	0	0	2	.111	.111
1988	Syracuse	.283	34	120	18	34	64	7	1	7	21	0	0	0	8	1	24	1	0	.333	.328
1989	Knoxville	.283	29	90	11	30	55	10	0	5	19	0	1	0	3	0	16	0	0	.281	.351
	Syracuse	.270	24	89	8	24	33	6	0	1	11	0	0	0	4	0	9	0	0	.371	.301
	TORONTO	.114	17	44	0	5	7	2	0	0	1	0	0	0	2	0	9	0	1	.152	.152
1990	TORONTO	.236	87	250	33	59	83	7	1	5	22	1	4	0	22	0	33	0	1	.12	.332
	Syracuse	.182	3	11	0	2	3	1	0	0	2	0	1	0	1	0	1	0	0	.273	.221
1991	TORONTO	.282	107	309	25	81	127	22	0	8	36	0	3	0	21	4	45	0	0	.313	.306
1992	TORONTO	.230	22	61	4	14	23	6	0	1	13	0	2	0	5	0	5	0	0	.277	.279
	CALIFORNIA-2	.235	6	17	0	4	5	1	0	0	1	0	0	0	0	0	6	0	0	.294	.235
1993	CALIFORNIA	.255	108	200	27	74	105	10	7	40	3	3	2	17	2	47	3	3	8	.362	.298
1994	CALIFORNIA	.246	45	126	10	31	43	6	0	2	8	5	1	0	10	3	27	0	2	.341	.299
	Lake Elsinore	.250	10	32	4	8	10	2	0	0	5	0	1	0	2	0	6	0	0	.313	.286
1995	CALIFORNIA	.260	85	273	35	71	114	12	2	9	38	1	2	1	17	3	49	0	1	.418	.304
1996	MINNESOTA-3	.286	97	329	37	94	140	22	3	6	47	0	5	0	19	3	52	0	0	.356	.356
1997	MINNESOTA	.287	62	185	24	44	72	11	5	28	0	2	0	16	2	29	0	0	0	.426	.320
	ATLANTA-4	.111	9	9	0	1	1	0	0	0	1	0	0	0	1	0	3	0	0	.111	.200
1998	ATLANTA	.246	89	171	19	42	64	10	0	4	20	0	1	0	17	1	36	0	1	.374	.312
	SAN DIEGO-5	.000	3	9	1	0	0	0	0	0	0	0	0	0	0	0	0	0	0	.000	.182
	Rancho Cucu	.556	3	9	0	5	5	0	0	0	1	0	0	0	0	0	0	0	0	.556	.556
1999	SAN DIEGO	.289	50	128	9	37	50	4	0	3	15	0	0	0	13	2	14	0	0	.391	.355
	ATLANTA-6	.222	34	72	10	16	24	2	0	2	9	0	1	0	13	2	16	0	0	.333	.337
	Rancho Cucu	.000	3	3	0	0	0	0	0	0	0	0	0	0	1	0	1	0	0	.000	.250
2000	BALTIMORE-7	.224	43	125	9	26	43	6	0	3	12	1	0	0	8	0	29	0	0	.344	.271
	Minor Lg. Totals	.265	512	1778	214	471	733	96	8	50	287	10	18	5	141	10	210	14	7	.40	.412
	BALTIMORE Totals	.224	43	125	9	26	43	6	0	3	12	1	0	0	8	0	29	0	0	.344	.271
	American League	.253	688	1998	205	506	763	105	7	46	245	12	22	3	137	17	334	3	8	.388	.299
	National League	.253	162	200	19	53	139	6	0	9	45	0	2	0	44	5	69	0	1	.12	.695
	ML Totals	.235	850	2378	243	602	902	121	7	55	290	12	24	3	181	22	403	3	9	.80	.379

1-Selected by Toronto in the 3rd round of the 1984 First Year Player Draft

2-Acquired by Toronto from Toronto with CF Rob Ducey in exchange for RHP Mark Eichhorn on July 30, 1992

3-Signed as a free agent by Minnesota on December 18, 1995

4-Acquired by Atlanta from Minnesota in exchange for PTBNL (CF Steve Hacker) on September 5, 1997

5-Signed by San Diego as a free agent on November 25, 1997

6-Acquired by Atlanta from San Diego in exchange for RHP Doug Dent on July 26, 1999

7-Signed by the Orioles as a free agent on December 23, 1999

DIVISION SERIES

YEAR	CLUB	AVG	G	AB	R	H	2B	3B	HR	RBI	SH	SF	HBP	BB	IBB	SO	SB	CS	GDP	SLG	OBP
1998	SD vs Hou	.1	0	0	0	0	0	0	0	0	0	0	0	0	0	0	0	0	0	.0	.0
	Totals	.1	0	0	0	0	0	0	0	0	0	0	0	0	0	0	0	0	0	.0	.0

LCS

YEAR	CLUB	AVG	G	AB	R	H	2B	3B	HR	RBI	SH	SF	HBP	BB	IBB	SO	SB	CS	GDP	SLG	OBP
1998	SD vs Atl	.000	2	1	1	1	4	0	0	0	0	0	0	0	0	0	0	0	0	.000	.000
1999	Atl vs NYM	.000	2	2	0	0	0	0	0	0	0	0	0	0	1	0	1	0	0	.000	.333
	Totals	.333	4	3	1	1	4	0	0	1	2	0	0	0	2	0	1	0	0	.133	.600

WORLD SERIES

YEAR	CLUB	AVG	G	AB	R	H	2B	3B	HR	RBI	SH	SF	HBP	BB	IBB	SO	SB	CS	GDP	SLG	OBP
1998	SD vs NYY	.000	2	4	0	0	0	0	0	0	0	0	0	0	0	0	0	0	0	.000	.000
1999	Atl vs NYY	.333	4	6	0	2	2	0	0	0	1	0	0	0	1	0	0	0	0	.333	.429
	Totals	.200	6	10	0	2	2	0	0	0	1	0	0	0	1	0	2	0	0	.200	.273

OPENING DAY

The Orioles are 28-19 in season openers, an edge built largely from 1970 thru 1982 when they were 11-2. In home openers, the Orioles are 29-13.

Copyright © 2001 by the Baltimore Orioles. All rights reserved.

Reprinted by permission of the Baltimore Orioles. All rights reserved.

	2000 SEASON						LIFETIME				
	AVG	AB	H	HR	RBI		AVG	AB	H	HR	RBI
Total	.224	125	28	3	12		.253	2378	602	55	290
Home	.161	62	10	1	4		.259	1167	302	30	146
Away	.286	63	18	2	8		.248	1211	300	25	144
Ana	.143	7	1	0	0		.215	79	17	1	6
Bal	-	-	-	-	-		.191	141	27	1	12
Bos	.111	18	2	1	2		.206	160	33	4	15
CWS	.286	7	2	0	0		.273	110	30	3	13
Cle	.333	3	1	0	1		.233	116	27	2	16
Det	.000	5	0	0	0		.225	138	31	1	15
KC	.167	6	1	0	0		.287	188	54	5	26
Min	.250	4	1	0	0		.340	106	36	2	7
NYN	.000	4	0	0	0		.287	143	41	6	26
Oak	.182	22	4	0	1		.229	179	41	2	17
Sea	.714	7	5	1	1		.303	175	53	8	41
TB	.200	10	2	0	1		.200	10	2	0	1
Tex	.500	10	5	1	4		.224	183	41	3	16
Tor	.000	3	0	0	0		.274	106	29	2	14
PRE ASG	.246	61	15	1	4		.268	1355	360	32	190
POST ASG	.203	64	13	2	8		.237	1023	242	23	110
vs. Left	.000	8	0	0	0		.247	288	71	2	29
vs. Right	.239	117	28	3	12		.254	2090	531	53	261
as DH	.208	24	5	2	4		.227	132	30	3	17
as PH	.222	9	2	0	2		.257	144	37	3	22
Mar/Apr	.091	11	1	0	0		.286	365	97	5	43
May	.222	18	4	1	2		.278	446	124	14	63
June	.333	21	7	0	0		.264	406	107	11	57
July	.217	23	5	0	3		.212	410	87	5	47
August	.208	24	5	0	1		.286	402	115	12	44
Sept/Oct	.214	28	6	2	6		.206	349	72	8	36
All	.000	5	0	0	0		.105	19	2	1	1
Fla	-	-	-	-	-		.185	27	5	1	2
Mon	.500	2	1	0	0		.316	19	6	1	3
NY	-	-	-	-	-		.308	26	8	0	4
Phi	.250	12	3	0	2		.208	48	10	1	5

LIFETIME BY BALLPARK

	AVG	AB	H	HR	RBI
GREG MYERS	.255	394	99	12	54
Edison International Field	.167	18	3	0	1
Memorial Stadium	.170	100	17	1	5
Oriole Park at Camden Yards	.180	81	13	3	6
Fenway Park	.239	46	11	1	4
Comiskey Park	.133	15	2	0	1
Jacobs Field	.000	4	0	0	0
Comerica Park	.315	92	29	1	11
Kauffman Stadium	.305	331	101	8	46
Metrodome	.260	75	21	4	9
Yankee Stadium	.237	76	19	1	8
Network Associates Coliseum	1.000	3	3	0	0
Saleco Field	.143	7	1	0	0
Tropicana Field	.217	46	10	1	8
Ballpark in Arlington	.258	365	94	8	45
SkyDome					

NATIONAL LEAGUE

Turner Field	.188	48	9	2	7
Pro Player Stadium	.143	14	2	0	0
Olympic Stadium	.357	14	5	1	3
Shea Stadium	.375	16	6	0	4
Veterans Stadium	.318	19	6	0	3

FIELDING

	CA	PCT	G	PO	A	E	DP	PB
1987	1,000	7	24	1	0	1	0	
1989	1,000	11	46	8	0	1	0	
1990	993	87	411	30	3	4	8	
1991	979	104	484	37	11	5	9	
1992	993	28	125	16	1	1	2	
1993	986	97	369	44	6	5	5	
1994	991	41	194	28	2	2	1	
1995	989	61	341	21	4	4	1	
1996	985	90	468	27	8	5	6	
1997	987	40	207	13	3	2	2	
1998	987	52	276	23	4	4	2	
1999	990	72	365	26	4	2	0	
2000	1,000	28	166	14	0	1	0	
Career	.988	716	3499	292	46	38	38	

78 MARK NUSSBECK

RHP



Full Name: Mark Alan Nussbeck
Born: May 25, 1974
Opening Day Age: 26
Height: 6'4" **Weight:** 210
Bats: L **Throws:** R
Birthplace/Residence: Born and resides in Kansas City, MO
Contract Status: Signed through 2001
M.L. Service: None
Acquired: July 29, 2000; from the St. Louis Cardinals with 1B-OF Chris Richard in exchange for RHP Mike Timlin and cash considerations

2000

- Pitched at AAA Memphis until being traded to the Orioles organization on July 29...Spent remainder of season on AAA Rochester roster.
- Combined to go 10-6 with a 3.95 ERA in 25 starts (143.2 IP, 148 H, 77 R/63 ER, 48 BB, 89 K).
- His 3.96 ERA with Memphis ranked 7th in the Pacific Coast League.
- Pitched a 2-hitter for Memphis on May 15 vs. Colorado Springs...Had a perfect game through 8 innings before yielding lead-off single in 9th.
- Allowed only 2 hits through 9 scoreless innings in a no-decision outing vs. Oklahoma on May 25.
- Was 5-0 with a 1.21 ERA in his 1st 8 starts (52.0 IP, 35 H, 13 R/7 ER, 19 BB, 36 K) through May 31...Was 2nd in the PCL at 2.36 through May.
- Made 4 starts for Rochester following his trade to the Orioles...Allowed 8 runs in his first 2 outings before going on the disabled list August 15-28 with right biceps tendinitis.

PRO CAREER

- 1999: Spent most of season at AAA Memphis of Pacific Coast League...Logged more time in bullpen than starting rotation for first time in his career...Struck out 10 batters in 8 innings on May 9 vs. New Orleans.
- 1998: Split season between Class A Prince William and AA Arkansas...Combined to go 7-8 with a 4.70 ERA in 24 games, including 21 starts (128.1 IP, 119 H, 58 ER)...Walked only 34 batters.
- 1997: Hurled only 2 complete games of his pro career for Class A Peoria of Midwest League, both shutouts...Led staff with 132 strikeouts and tied for team lead in complete games and starts (27)...Was 2nd in innings pitched (151.1).
- 1996: Began his pro career with Class A New Jersey of New York-Penn League...Had 4.6-to-1 strikeout to walk ratio and allowed only 9.94 baserunners per game...Tied for staff lead with 14 starts, one shy of league lead, and was 2nd in innings pitched (79.2) and strikeouts (74).

PERSONAL/MISCELLANEOUS

Married the former Sandra Witkowicz on 12/28/96...They reside in Kansas City...Attended Bellevue University for 3 years...Was St. Louis' 29th round selection in the 1996 First-Year Player Draft...Signed by Cardinals scout Dave Karaff...Made his first visit to Baltimore this past winter and took part in annual Orioles FanFest.

YEAR	CLUB	W	L	ERA	G	GS	CG	SHO	SV	IP	H	R	ER	HR	BB	IBB	SO	WP	BK	
1996	New Jersey-1	6	3	2.54	16	14	0	0	0	79.2	72	31	26	4	4	16	0	74	3	3
1997	Peoria	8	12	4.58	27	27	2	2	0	151.1	181	92	77	14	3	56	3	132	6	4
1998	Prince William	3	8	3.56	14	13	0	0	0	86.0	75	40	34	10	1	16	0	65	0	0
	Arkansas	4	2	5.10	10	8	0	0	0	42.1	44	30	24	7	1	18	1	21	2	0
1999	Arkansas	0	1	6.17	2	2	0	0	0	11.2	12	8	8	1	0	9	0	11	2	0
	Memphis	6	10	8.23	36	16	0	0	0	101.2	145	100	83	23	3	37	1	62	5	1
2000	Memphis	9	4	3.56	21	21	1	1	0	125.0	127	69	55	11	2	44	0	76	3	2
	Rochester-2	1	2	3.86	4	4	0	0	0	18.2	21	8	8	2	0	4	0	13	0	0
Minor Lg. Totals		37	40	4.75	130	105	3	3	0	616.1	877	378	325	72	14	200	5	474	21	10
BALTIMORE Totals		-	-	-	-	-	-	-	-	-	-	-	-	-	-	-	-	-	-	-
American League		-	-	-	-	-	-	-	-	-	-	-	-	-	-	-	-	-	-	-
National League		-	-	-	-	-	-	-	-	-	-	-	-	-	-	-	-	-	-	-
ML Totals		-	-	-	-	-	-	-	-	-	-	-	-	-	-	-	-	-	-	-

1-Selected by St. Louis in the 29th round of the 1996 First-Year Player Draft

2-Acquired from St. Louis along with OF Chris Richard in exchange for RHP Mike Timlin on July 29, 2000

Three pitched at least 5-1 innings in each of his first 5 starts for the Orioles, going 2-1 with a 4.50 ERA (30.0 IP, 18/10/5/26/4). Over his first 8 starts, however, he pitched at combined 5.2 ERA, allowing 16 runs (34 ER).

66 CHAD PARONTO

RHP—NON-ROSTER INVITEE



Full Name: Chad Michael Paronto
Born: July 28, 1975
Opening Day Age: 25
Height: 6'5" **Weight:** 255
Bats: R **Throws:** R
Birthplace/Residence: Born in Woodsville, NH...Resides in North Haverhill, NH
Contract Status: Signed through 2001
M.L. Service: None
Acquired: Orioles 8th round selection in 1996 First Year Player Draft

2000

•Missed the first 2 months of the season with tenderness in his right bicep...Made his first appearance on June 3 for AAA Rochester, pitching 3.2 innings in relief.
 •Sent to AA Bowie after that outing and spent next 6 weeks with Baysox, making 8 starts...Went 5 innings allowing only 2 hits to earn win in his first start June 8 at Akron.
 •Allowed only 2 unearned runs in 6 innings in his 2nd start, June 13 vs. Altoona, but took the loss...Was 3-2 after 5 starts despite a 2.15 ERA (29.1 IP, 7 ER).
 •Hurled 7-inning complete game 3-hitter to win 5-3 on July 9 at Altoona in next-to-last outing for Bowie...Was recalled to Rochester on July 20 and made his first start for Red Wings on July 23.
 •Went 1-1 with a 7.56 ERA in 6 starts for Rochester (25.0 IP, 21 ER) and 0-0 with a 1.64 ERA in 6 relief appearances (11.0 IP, 2 ER).
 •On season, combined to go 5-3 with a 4.12 ERA in 20 games between Bowie and Rochester, including 14 starts (83.0 IP, 69 H, 45 R/38 ER, 31 BB, 49 K)...Opposing batters hit only .180 (29-161) off him at Bowie but .280 (40-143) while at Rochester.

PRO CAREER

1999: Split time between Class A Frederick and AA Bowie for 2nd straight season... Combined to go 3-9 with a 5.96 ERA (113.1 IP, 75 ER)...Began the year with Bowie and went 0-1 with a 6.04 ERA before going to Frederick on 5/20...Won consecutive starts for the Keys, 6/15 and 6/20, with 14 strikeouts...Spent most of July with Bowie before returning to Frederick on 8/2...Pitched a complete game and struck out 8 in his final start of the year but lost.
 1998: Combined to go 8-9 with a 3.82 ERA in 26 games between Frederick and Bowie...Was 7th in the organization in ERA...Began season at Frederick and won his first 2 starts...Finished April with a 1.25 ERA (21.2 IP, 3 ER)...Was winning pitcher for O's minor league All-Stars in game vs. big league Orioles on 5/4 at Bowie, pitching 3 scoreless innings...Promoted to Bowie on 7/27 and made 7 starts before his lone relief appearance in a 5-0 win over Reading...Recorded his only win for Bowie on 8/21 vs. Norwich...Allowed 23 hits and 15 walks in 14.2 IP over his last 4 starts.
 1997: Did not allow an earned run over 3 straight games, including 2 starts, 7/18-7/28 (11.0 IP, 7 H, 0 R)...Went 4-1 with a 2.41 ERA in 7 starts for Perth in the Australian Baseball League following the season.
 1996: Combined for a 1-2 record and a 2.97 ERA (36.1 IP, 12 ER) between Class A Frederick and Rookie level Bluefield and held opponents to a .208 batting average (27-for-130)...Began pro career at Bluefield on 6/30 and was promoted to Frederick 12 days later...Did not allow a run in his first 5 games at Frederick (10.1 IP)...Returned to Bluefield on 8/5 and allowed only 2 earned runs in 13.1 IP with 15 strikeouts in 5 games.

PERSONAL/MISCELLANEOUS

Played at the University of Massachusetts-Amherst, helping team advance to NCAA Regionals in 1995 and 1996...Graduated in 1993 from Woodsville (NH) HS, where he played soccer, basketball and baseball...Was all-state in basketball and baseball...Scored more than 1,000 points in basketball and was named New Hampshire's Player of the Year in baseball...His uncle, Dennis Paronto, played in the Atlanta Braves organization in the 1970s...Hobbies are sailing, computer programming and coin collecting...Was signed by scout Leo Labossiere.

YEAR	CLUB	W	L	ERA	G	GS	CG	SHO	SV	IP	H	R	ER	HR	HB	BB	IBB	SO	WP	BK
1996	Frederick-1	0	1	4.80	6	1	0	0	0	15.0	11	9	8	0	0	8	0	6	2	0
	Bluefield	1	1	1.89	9	2	0	0	1	21.1	16	4	4	0	0	5	0	24	0	1
1997	Delmarva	6	9	4.74	28	23	0	0	0	127.1	133	95	67	9	1	56	1	93	6	0
1998	Frederick	7	6	3.13	18	18	0	0	0	103.2	116	44	36	4	3	39	0	87	8	0
	Bowie	1	3	5.80	8	7	0	0	1	35.2	38	30	23	1	3	23	0	26	4	0
1999	Bowie	0	4	6.12	15	9	0	0	0	41.0	59	39	37	3	4	32	1	27	3	0
	Frederick	3	5	4.73	13	13	1	0	0	72.1	81	46	38	7	5	28	1	55	2	0
2000	Bowie	4	2	2.87	8	8	1	0	0	47.0	29	19	15	2	2	16	0	31	0	0
	Rochester	1	1	5.75	12	6	0	0	0	36.0	40	26	23	5	1	15	0	18	2	0
Minor Lg. Totals		23	32	4.52	119	87	2	0	2	499.1	523	312	251	31	19	220	3	369	27	1
BALTIMORE Totals		-	-	-	-	-	-	-	-	-	-	-	-	-	-	-	-	-	-	-
American League		-	-	-	-	-	-	-	-	-	-	-	-	-	-	-	-	-	-	-
National League		-	-	-	-	-	-	-	-	-	-	-	-	-	-	-	-	-	-	-
ML Totals		-	-	-	-	-	-	-	-	-	-	-	-	-	-	-	-	-	-	-

1-Selected by the Orioles in the 8th round of the 1996 First Year Player Draft

53 JOHN PARRISH

LHP



Full Name: John Henry Parrish, Jr.
Born: November 26, 1977
Opening Day Age: 23
Height: 5'11" **Weight:** 181
Bats: L **Throws:** L
Birthplace/Residence: Born and resides in Lancaster, PA
Contract Status: Signed through 2001
M.L. Service: 75 days
Acquired: Orioles 25th round selection in 1996 First Year Player Draft

GAME HIGHS & STREAKS

LONGEST OUTING: 7.0 innings, July 24, 2000 vs. New York Yankees...**STRIKEOUT HIGH:** 8, July 24, 2000 vs. New York Yankees...**WALK HIGH:** 6, August 17, 2000 vs. Chicago White Sox...**HR ALLOWED:** 1, 6 times, most recently August 29, 2000 vs. Detroit...**WINNING STREAK:** 2 games, July 30-August 17, 2000...**LOSING STREAK:** 3 games, August 23-September 12, 2000

2000

•Made 8 appearances, all as a starter, in 2 stints with Orioles...His contract was purchased from AAA Rochester on July 19 when reliever Darren Holmes was released, and he stayed with Orioles for all but 6 days the rest of the season.
 •Made his major league debut on July 24 at Camden Yards vs. the New York Yankees...He struck out 9 batters in 7 innings, matching Sammy Stewart's 1978 club record for most strikeouts in a major league debut.
 •In his debut, Parrish struck out the side in the first inning, retiring the Yankees' Chuck Knoblauch, Derek Jeter and Bernie Williams...He was the first pitcher to strike out the first 3 major league batters he faced since Oakland's Blake Stein did it on May 10, 1998, fanning Chicago's Ray Durham, Magglio Ordonez and Frank Thomas.
 •Began season at AA Bowie, going 2-0 with a 1.69 ERA in 3 starts before being promoted to Rochester on April 23.
 •Through his first 10 starts at Rochester, was 2-4 with a 5.20 ERA (53.2IP, 31ER)...Over his next 7 starts, beginning June 16, he went 4-2 with a 3.09 ERA (43.2IP, 17R/15ER) before joining the Orioles.
 •Struck out a career-high 12 batters over 7 innings in 7-2 win over Richmond on June 26.
 •At the time he joined the Orioles, Parrish was 4th in the International League with 82 strikeouts, despite not joining the Red Wings until the third week of the season...He finished 4th in the IL in strikeouts per 9 IP (7.48) and 5th in batting average against (.235).
 •He pitched at least 5.1 innings in each of his first 5 starts for the Orioles, going 2-1 with a 4.40 ERA (30.2IP, 16R/15ER)...Over his final 3 starts, however, he pitched a combined 5.2 innings, allowing 16 runs (14 ER).

•He was optioned to Rochester on August 31 to make one start for the Red Wings, taking the loss September 3 at Buffalo (6.2IP, 3ER)...He was recalled on September 5 and made one start, September 12 at Texas, lasting 1.2 innings.
 •Averaged 18.6 baserunners per 9.0IP (40H, 35BB, 36.1IP), which would have been highest in the AL if he had enough innings to qualify...Teammate Pat Rapp led the league, averaging 15.1 baserunners per 9.0IP.
 •He left games with a lead in 4 of his 8 outings with the Orioles.
 •His first 2 major league starts came against New York's Roger Clemens and Cleveland's Chuck Finley, who had combined for 412 career victories entering the 2000 season.
 •Parrish's debut vs. New York on July 24 marked the first start by an Orioles lefthander since Doug Johns started the next to last game of the season in 1999, October 2 vs. Boston.

PRO CAREER

1999: Pitched at Delmarva, Frederick and Bowie, striking out 96 batters in 102.1IP...Made 4 relief appearances at Delmarva before joining Frederick and going into the rotation...Won his final two starts with the Keys, striking out 17 in 13.2IP...Transferred to Bowie and had a 2.81 ERA (32.0IP/10ER) thru his first 6 starts, but did not receive a decision...Had a 6.15 ERA (21.2IP/15ER) over his next four starts...In 15 games with Bowie, opposing batters had a .525 on-base percentage to lead off innings.
 1998: From 5/1 on, went 4-3 with a 2.26 ERA (63.2IP, 16ER) in 12 starts, with 66 Ks...Lefties hit .191 (9-47) off him on the season...Was a spring training invitee to major league camp and started for the Orioles in the Hall of Fame Game at Cooperstown NY vs. Toronto on 7/27, allowing 1 run in 4.0IP.
 1997: Combined to go 5-6 with a 4.23 ERA in 29 games (100.0 IP, 95H, 47ER, 50BB, 96K) for Delmarva, Frederick and Bowie...Called up for spot start for Bowie on 6/17 at Norwich and won, 5-1, allowing first inning run...Went 2-3 with a 5.06 ERA in 10 games for Maui in the Hawaiian Winter League following season.
 1996: Combined to go 4-1 with 3 saves and a 2.20 ERA between Gulf Coast and Bluefield (32.2IP, 8ER)...Allowed 24 hits, walked 20 and struck out 51...Led Gulf Coast relievers in strikeouts/9IP (15.36)...Opposing hitters in the 2 leagues batted only .200 (24-120) against him.

PERSONAL/MISCELLANEOUS

Graduate of J.P. McCaskey HS in Lancaster, PA...Played football, baseball, and wrestled...Made all-league team as a pitcher/outfielder...Signed by Orioles scout Jim Howard...Enjoys golf and bowling in his spare time...Took part in the Orioles' winter banquet tour during the off-season.

YEAR	CLUB	W	L	ERA	G	GS	CG	SHO	SV	IP	H	R	ER	HR	BB	IBB	SO	WP	BK		
1996	Gulf Coast-1	2	0	1.86	11	0	0	0	2	18.1	13	5	4	0	0	0	11	0	33	2	0
	Bluefield	2	1	2.70	8	0	0	0	1	13.1	11	6	4	0	0	0	9	1	18	2	0
1997	Bowie	1	0	1.80	1	1	0	0	0	5.0	3	1	1	0	0	0	2	0	3	0	0
	Frederick	1	3	6.04	5	5	0	0	0	22.1	23	18	15	3	2	16	0	17	3	0	
1998	Delmarva	3	3	3.84	23	10	0	0	1	72.2	89	39	31	7	2	32	3	76	9	0	
	Frederick	4	4	3.27	16	16	1	0	0	82.2	77	39	30	5	5	27	1	81	9	0	
1999	Delmarva	0	1	7.20	4	0	0	0	0	10.0	9	8	8	1	1	6	1	10	3	1	
	Frederick	2	2	4.17	6	6	0	0	0	36.2	34	17	17	4	0	12	0	44	5	0	
2000	Bowie	0	2	4.04	12	10	0	0	0	55.2	49	28	25	4	3	43	1	42	3	1	
	Bowie	2	0	1.69	3	3	0	0	0	16.0	12	3	3	0	0	0	7	0	16	0	0
	Rochester	6	7	4.24	16	16	0	0	0	104.0	65	54	49	10	2	56	1	87	6	2	
	BALTIMORE	2	4	7.18	8	8	0	0	4	36.1	40	32	29	6	1	35	0	28	1	0	
Minor Lg. Totals		23	23	5.92	107	89	1	0	4	248.0	365	218	193	34	15	221	8	427	42	3	
BALTIMORE Totals		2	4	7.18	8	8	0	0	4	36.1	40	32	29	6	1	35	0	28	1	0	
American League		2	4	7.18	8	8	0	0	4	36.1	40	32	29	6	1	35	0	28	1	0	
National League		-	-	-	-	-	-	-	-	-	-	-	-	-	-	-	-	-	-	-	
ML Totals		2	4	7.18	8	8	0	0	4	36.1	40	32	29	6	1	35	0	28	1	0	

1-Selected by the Orioles in the 25th round of the 1996 First Year Player Draft

	2000 SEASON										LIFETIME									
	ERA	W-L	SHO	G	IP	H	ER	HR	ERA	W-L	SHO	G	IP	H	ER	HR	ERA	W-L	SHO	G
Total	7.18	2-4	0	8	36.1	40	29	6	7.18	2-4	0	8	36.1	40	29	6	7.18	2-4	0	8
Home	5.73	2-2	0	4	22.0	16	14	4	5.73	2-2	0	4	22.0	16	14	4	5.73	2-2	0	4
Away	9.42	0-2	0	4	14.1	24	15	2	9.42	0-2	0	4	14.1	24	15	2	9.42	0-2	0	4
Ana	-	-	-	-	-	-	-	-	-	-	-	-	-	-	-	-	-	-	-	-
Atl	-	-	-	-	-	-	-	-	-	-	-	-	-	-	-	-	-	-	-	-
Bos	-	-	-	-	-	-	-	-	-	-	-	-	-	-	-	-	-	-	-	-
CWS	4.32	1-1	0	2	8.1	6	4	1	4.32	1-1	0	2	8.1	6	4	1	4.32	1-1	0	2
Cle	6.00	1-0	0	1	6.0	4	4	1	6.00	1-0	0	1	6.0	4	4	1	6.00	1-0	0	1
Det	9.39	0-1	0	2	7.2	14	8	2	9.39	0-1	0	2	7.2	14	8	2	9.39	0-1	0	2
KC	7.94	0-0	0	1	5.2	6	5	1	7.94	0-0	0	1	5.2	6	5	1	7.94	0-0	0	1
Min	-	-	-	-	-	-	-	-	-	-	-	-	-	-	-	-	-	-	-	-
NY	3.86	0-1	0	1	7.0	4	3	1	3.86	0-1	0	1	7.0	4	3	1	3.86	0-1	0	1
Oak	-	-	-	-	-	-	-	-	-	-	-	-	-	-	-	-	-	-	-	-
Sea	-	-	-	-	-	-	-	-	-	-	-	-	-	-	-	-	-	-	-	-
TB	-	-	-	-	-	-	-	-	-	-	-	-	-	-	-	-	-	-	-	-
Tex	27.00	0-1	0	1	1.2	6	5	0	27.00	0-1	0	1	1.2	6	5	0	27.00	0-1	0	1
Tor	-	-	-	-	-	-	-	-	-	-	-	-	-	-	-	-	-	-	-	-
PRE ASG	-	-	-	-	-	-	-	-	-	-	-	-	-	-	-	-	-	-	-	-
POST ASG	7.18	2-4	0	8	36.1	40	29	6	7.18	2-4	0	8	36.1	40	29	6	7.18	2-4	0	8
Mar/Apr	-	-	-	-	-	-	-	-	-	-	-	-	-	-	-	-	-	-	-	-
May	-	-	-	-	-	-	-	-	-	-	-	-	-	-	-	-	-	-	-	-
June	-	-	-	-	-	-	-	-	-	-	-	-	-	-	-	-	-	-	-	-
July	4.85	1-1	0	2	13.0	8	7	2	4.85	1-1	0	2	13.0	8	7	2	4.85	1-1	0	2
August	7.08	1-2	0	5	21.2	25	17	4	7.08	1-2	0	5	21.2	26	17	4	7.08	1-2	0	5
Sept/Oct	27.00	0-1	0	1	1.2	6	5	0	27.00	0-1	0	1	1.2	6	5	0	27.00	0-1	0	1
All	-	-	-	-	-	-	-	-	-	-	-	-	-	-	-	-	-	-	-	-
Fla	-	-	-	-	-	-	-	-	-	-	-	-	-	-	-	-	-	-	-	-
Mon	-	-	-	-	-	-	-	-	-	-	-	-	-	-	-	-	-	-	-	-
NYM	-	-	-	-	-	-	-	-	-	-	-	-	-	-	-	-	-	-	-	-
Phi	-	-	-	-	-	-	-	-	-	-	-	-	-	-	-	-	-	-	-	-

LIFETIME BY BALLPARK

JOHN PARRISH	W	L	S	ERA	G	IP	H	ER	HR
Orion Park at Camden Yards	2	2	0	5.73	4	22.0	16	14	4
Comiskey Park	0	1	0	16.20	1	1.2	4	3	0
Comiskey Park	0	0	0	5.38	1	5.1	8	2	1
Kauffman Stadium	0	0	0	7.94	1	5.2	6	5	1
Ballpark in Arlington	0	1	0	27.00	1	1.2	6	5	0

FIELDING

P	PCT	G	PO	A	E	DP
2000	.833	8	1	4	1	1
Career	.833	8	1	4	1	1

BATTING RECORD

YEAR	CLUB	AVG	AB	R	H	TB	2B	3B	HR	RBI	SH	SF	HBP	BB	IBB	SO	SB	CS	GDP	SLG	OBP
2000 Totals		-	-	-	-	-	-	-	-	-	-	-	-	-	-	-	-	-	-	-	-
Career Totals		-	-	-	-	-	-	-	-	-	-	-	-	-	-	-	-	-	-	-	-
Post Season Totals		-	-	-	-	-	-	-	-	-	-	-	-	-	-	-	-	-	-	-	-

43 SIDNEY PONSON

RHP



Full Name: Sidney Alton Ponson
Born: November 2, 1976
Opening Day Age: 24
Height: 6'1" **Weight:** 225
Bats: R **Throws:** R
Birthplace/Residence: Born in Noord, Aruba...Resides in Baltimore, MD
Contract Status: Signed through 2001
M.L. Service: 3 years
Acquired: August 17, 1993; signed by the Orioles as a non-drafted free agent

GAME HIGHS & STREAKS

LOW HITTER: 4, twice, September 22, 2000 at Boston and April 16, 2000 at Minnesota...**STRIKEOUT HIGH:** 11, September 6, 2000 at Minnesota...**WALK HIGH:** 6, June 25, 2000 at Seattle...**HR ALLOWED:** 3, seven times, most recently June 20, 2000 at Oakland...**WINNING STREAK:** 6, July 2, 1999 - August 16, 1999...**LOSING STREAK:** 4, April 29, 1998 - June 9, 1999

2000

- Tied teammate Mike Mussina for 3rd in the American League with 6 complete games and finished 5th in the league with a career-high 222.0IP.
- Went the distance in 3 of his last 7 starts and pitched 7.0 or more innings in 21 starts, including 19 of his last 25 outings...In 1999, Sidney tied teammate Scott Erickson for second in the AL with 6 complete games.
- Allowed 12.48 baserunners per 9 IP (307 in 222 IP), 9th best total in league and 2nd among O's starters behind Mike Mussina's 10.8...Allowed 9.04 hits per 9IP, 10th best in AL and just behind Mussina's 8.94 H/9IP for team lead.
- Opponents batted .258 off him (223-863), 10th among AL starters and second on team behind Mussina (.255).
- His 13 losses were tied for 8th most among AL hurlers and 2nd on Orioles behind Mussina's 15.
- Posted a 3.71 ERA (77.2IP, 33R/32ER) over his last 10 starts beginning August 5 but went just 3-6 as the Orioles scored a total of 21 runs over that time, only once scoring as many as 4 runs.
- Offense supported him with 120 runs over his first 18 starts (6.67 rpg) as he went 5-4 but only 36 runs over his last 14 starts (2.57 rpg) while he went 4-9.
- Matched or set a career-high in strikeouts 6 times over the course of the season, the best being 11 K's on September 6 in a 7.2 inning outing at Minnesota...Over his last 21 starts, struck out 116 in 147.2IP.
- Left a game with the lead 6 times during the season but did not get the decision when the bullpen failed to hold the lead.
- Beat the Twins 5-0 on April 16 at Minnesota on a 4-hitter for his first career shutout and first win of season...After winning his next start, April 21 at Oakland, he went winless in 6 starts and allowed 28 ER and 7 HR in 38.1IP (6.57 ERA) before beating Tampa Bay on May 30.
- Earned wins on the first and last days of July, but went 0-3 with a 9.30 ERA (20.1IP, 28H, 21ER) in his 4 starts in between...Made shortest start of his career, 1.1 IP, on July 6 at New York.
- Went 1-2 in 3 starts vs. National League East teams despite pitching to a 3.13 ERA (23.0IP, 17H, 8R/ER), including a 1-0 complete game loss at Montreal on June 4...Is 5-4 with a 3.50 ERA (74.2IP, 66H, 29ER) and 4 complete games in 10 career starts against the National League.
- Had 13 "Quality Starts" (6 or more IP, 3 or fewer ER) including 4 of his last 5 starts...Pitched into the 8th inning in 16 of 32 starts, most among Orioles starters, including 8 of his last 10.
- Allowed 17 stolen bases, tied with Jason Johnson for most among Orioles hurlers and tied for 7th among AL hurlers.
- Allowed team-high 30 home runs, tied for 7th in AL...Allowed 125 runs, tied with Pat Rapp for most on Orioles staff and tied for 3rd in league.
- Fielded all 34 chances cleanly, one of only 7 AL pitchers with 30 or more chances and a 1.000 fielding percentage.

PRO CAREER

1999: Allowed 3 or fewer earned runs in 22 of 32 starts and pitched 7.0 or more innings 18 times...Had 19 "Quality Starts," most on Orioles staff, and his .613 percentage (19-of-31) was tied for 6th best in the American League...His 6 complete games tied teammate Scott Erickson for 2nd in AL, one behind Toronto's David Wells...Allowed 35 home runs, tying club record set by Robin Roberts in 1963 and matched by Scott McGregor in 1986...Was tied for 2nd in AL with Texas' Jeff Fassero, behind Rangers' Rick Helling (41)...Allowed 1.5 HR per 9IP, tied for 3rd highest average in league...Yielded 3 HR on 3 different occasions...Through 7/3, went 7-5 with a 3.70 ERA in 16 starts (107IP, 99H, 44ER)...In his last 16 starts beginning with last outing before All-Star break, he went 5-7 with a 5.77 ERA (103.0IP, 128H, 66ER)...In 10 starts, 5/16 through 7/3, he went 5-2 with a 2.63 ERA, pitched at least 7.0 innings 9 times and did not allow more than 3 ER in any start...Won only once in 9 starts after 8/10, going 1-5 with a 7.01 ERA...Had the league's 3rd best percentage of runners caught stealing against him (46.2 pct.) and tied Texas' Helling for the AL lead with 14 runners caught stealing (out of 26 attempts)...Struck out only 4.80 batters per 9IP, the 4th lowest average in league, and his 1.40 K/BB ratio (112/80) was the 5th lowest in AL...Was scratched from start in O's final game of season, 10/3 vs. Boston, with right shoulder stiffness. 1998: Made one start for AAA Rochester, defeating Buffalo on 4/12, before Orioles recalled him on 4/17 when Mike Mussina went on the DL for the first time...Made his major league debut 4/19, pitching in relief at Texas...After three relief appearances, made his first big league start, on 4/29 at Chicago, allowing 3 HR and taking loss...Returned to bullpen after his first start for eight more relief outings before being inserted into starting rotation for remainder of season...Earned first professional save on 5/24 at Oakland, recording final two outs of O's 2-1 win...Suffered blown save and loss against Texas on 5/30 in final relief appearance, allowing HR to Lee Stevens in 10-8 loss...Recorded first major league win on 6/16, defeat-

ing New York Yankees at Camden Yards, 2-0, allowing 2 hits in 6.2 shutout innings...Through June, he was 1-6 with a 6.67 ERA...From that point to end of the season, went 7-3 with a 4.33 ERA...Compiled 6-game winning streak over 9 starts, 7/2 through 8/18...As a starter was 8-8 with a 5.18 ERA (113IP, 134H, 65ER)...In relief, went 0-1 with one save in two chances and a 5.73 ERA (22.0IP, 23H, 14ER)...Longest outing of the year came on 9/19 when he blanked New York for 7.1IP for his 8th victory...Against the World Champions, he was 2-0 in three games, two starts, with a 2.20 ERA (16.1IP, 11H, 4ER)...On 4/28 vs. Anaheim, Norio Rodriguez (later traded to Toronto) started for the Orioles and on 4/29 Ponson started at Chicago, marking first time that the Orioles started rookies in back-to-back games in April since Pete Harnisch and Bob Milacki did it April 27-28, 1989.

1997: Spent an injury-shortened season at AA Bowie of the Eastern League and was the Baysox Opening Night starter...In his first two starts he tossed 15.0 shutout innings and was honored as the league's Player of the Week...On 4/9 vs. Norwich he tossed a 3-hit shutout and struck out 12...In six starts, from 4/15-5/12, Sidney went 0-4 with a 8.38 ERA (29.0IP, 27ER)...During that stretch he allowed 40 hits, including nine home runs...Tossed 7.1 shutout innings vs. Portland on 5/17 in a 2-1 victory, however, over his last four starts he was 0-3 with a 6.94 ERA...On 6/13 he was placed on the DL with elbow soreness...Made rehab start at Gulf Coast, pitching two hitless innings before re aggravating the injury.

1996: Ranked as the Orioles #1 prospect by *Baseball America*...Missed the first two months of the season as he remained in extended spring training...His 3.45 overall ERA was 2nd best in the Orioles organization behind only Nerio Rodríguez (2.21)...Was 5th in the organization with 110 strikeouts and 14th in the Carolina League with three complete games...Was the Orioles organizational Pitcher of the Month for June...During the month he went 4-1 with a 1.13 ERA (39.2IP, 25H, 5ER, 5BB, 47K)...Held opponents to a .182 average and fanned 11 twice during the stretch...On 8/15 he owned a 2.32 ERA (93.0IP, 24ER) in 15 appearances (13 starts)...In his final three starts he gave up 17ER and 23H in 14.0IP...Following the season he pitched for Phoenix of the Arizona Fall League...Went 2-1 in eight games, seven starts, with a 3.26 ERA.

1995: Tied for 4th in Appalachian League with 13 starts and was 5th in innings pitched (77.2)...His ratio of 1.85 walks per 9IP was 5th best among the league's starting pitchers...Won 5 straight decisions, 7/10-8/7...Started that stretch by being named Appalachian League Pitcher of the Week for 7/10-16, winning both his starts and allowing only 1 earned run in 14 innings on the mound...Struck out 10 Burlington batters in 7.0 innings on 8/1...Was top fielding pitcher (1.000 pct.) in Appy League with 20 total chances without an error.

1994: Relieved in his first two pro appearances, then made 10 straight starts...Pitched a 9-inning complete game and fanned a career-high 7 vs. the GCL Red Sox, 8/16...Averaged 2.1 walks and 6.5 strikeouts per 9IP.

PERSONAL/MISCELLANEOUS

Single...Became only 3rd Aruban native to play in the majors...Orioles outfielder Eugene Kingsale was the first, making his debut 9/3/96, and Orioles farmhand Calvin Maduro made his debut later that month with Philadelphia...On 6/7/98, Orioles pitcher Radhames Dykhoff, Ponson's cousin, became the 4th Aruban to play in the majors, appearing in one game for the Orioles...All four of these players were originally signed by Orioles scout Jesus "Chu" Halabi...Attended Maria College in Aruba...His mother was a standout basketball and volleyball player...Hobbies include wind surfing, beach volleyball, scuba diving and sailing...In 2000, he started "Ponson's Pack" program in which he purchased tickets for area youth groups to attend Orioles games...For the last three off-seasons, he has taken part in the Orioles annual FanFest and winter caravans...Also went on the Orioles cruise this past winter with Jerry Hairston and Elrod Hendricks...Made Baltimore his off-season home for past 2 years.

ALL-TIME ORIOLES RECORDS BY MONTH

March	April	May	June	July	August	September	October*
0-1	407-415	662-695	666-612	866-578	663-515	673-596	42-35
.000	.495	.527	.521	.542	.529	.543	.545

*regular season only

YEAR	CLUB	W	L	ERA	G	GS	CG	SHO	SV	IP	H	R	ER	HR	BB	IBB	SO	WP	BK	
1994	Gulf Coast-1	4	3	2.56	12	10	1	0	0	73.0	68	30	24	5	2	17	0	53	2	4
1995	Busfield	6	3	4.17	13	13	0	0	0	77.2	79	44	36	7	1	16	0	56	4	3
1996	Frederick	7	6	3.45	18	16	3	0	0	107.0	98	56	41	6	5	28	0	110	6	3
1997	Gulf Coast	1	0	0.00	1	0	0	0	0	2.0	0	0	0	0	0	0	0	1	0	0
1998	Bowie	2	7	5.42	13	13	1	1	0	74.2	77	51	45	11	3	32	2	56	1	1
1998	Rochester	1	0	0.00	1	1	0	0	0	5.0	4	0	0	0	0	0	1	0	3	0
	BALTIMORE	8	9	5.27	31	20	0	0	1	135.0	157	82	79	19	3	42	2	85	4	1
1999	BALTIMORE	12	12	4.71	32	32	6	0	0	210.0	227	118	110	35	1	80	2	112	4	0
2000	BALTIMORE	9	13	4.82	32	32	6	1	0	222.0	223	125	119	30	1	83	0	152	5	9
Minor Lg. Totals		21	19	3.87	58	53	5	1	0	339.1	326	181	146	29	11	94	2	279	13	11
	BALTIMORE Totals	29	34	4.89	95	84	12	1	1	567.0	607	325	308	84	5	205	4	349	13	1
	American League	29	34	4.89	95	84	12	1	1	567.0	607	325	308	84	5	205	4	349	13	1
	National League	-	-	-	-	-	-	-	-	-	-	-	-	-	-	-	-	-	-	-
	ML Totals	29	34	4.89	95	84	12	1	1	567.0	607	325	308	84	5	205	4	349	13	1

1-Signed by the Orioles as a non-drafted free agent on August 17, 1993

	ERA	W-L	SHO	G	IP	H	ER	HR	ERA	W-L	SHO	G	IP	H	ER	HR
Total	4.82	9-13	1	32	222.0	223	119	30	4.89	26-34	1	95	567.0	607	325	308
Home	4.95	4-7	0	15	107.1	108	59	21	4.47	15-17	0	48	302.0	311	150	49
Away	4.71	5-6	1	17	114.2	115	60	9	5.37	14-17	1	47	265.0	296	158	35
Ana	2.87	1-0	0	2	15.2	17	5	2	4.46	3-0	0	6	34.1	33	17	5
Bal	-	-	-	-	-	-	-	-	-	-	-	-	-	-	-	-
Bos	5.73	1-2	0	3	22.0	26	14	3	5.48	1-4	0	7	46.0	58	28	8
CWS	18.00	0-1	0	1	4.0	7	8	3	6.83	1-2	0	5	27.2	27	21	7
Det	8.03	0-1	0	2	12.1	16	11	1	9.85	0-5	0	8	38.0	55	42	6
Del	13.50	0-1	0	1	4.0	8	6	0	6.87	2-1	0	3	18.1	24	14	2
KC	1.80	1-0	0	2	15.0	11	3	2	3.22	3-2	0	6	44.2	46	16	5
Min	2.86	2-1	1	3	23.2	20	7	1	2.05	5-1	0	7	44.0	39	10	2
NY	7.53	0-1	0	3	14.1	15	12	0	5.19	2-3	0	9	50.1	49	29	4
Oak	6.75	1-1	0	2	13.1	14	10	4	5.74	1-1	1	7	31.1	33	20	9
Sea	3.13	0-1	0	3	23.0	17	8	3	4.24	0-3	0	7	40.1	45	19	10
TB	3.76	1-1	0	3	26.1	27	11	3	2.77	2-3	0	7	46.2	46	15	3
Tex	7.27	0-0	0	2	8.2	12	7	0	4.86	3-1	0	7	34.1	42	19	4
Tor	4.86	1-1	0	2	16.2	14	9	4	7.60	1-4	0	6	34.1	43	29	11
PRE-ASG	5.17	5-4	1	18	118.1	118	68	17	4.99	14-18	1	53	290.1	298	161	43
POST-ASG	4.43	4-9	0	14	103.2	105	51	13	4.78	15-18	0	42	276.2	309	147	35
Mar/Apr	5.40	2-1	1	5	31.2	30	19	6	5.04	3-4	1	13	64.1	59	36	11
May	4.85	1-1	0	6	42.2	53	23	4	5.17	5-4	0	20	95.2	111	55	16
June	4.01	1-2	0	5	33.2	24	15	5	4.15	4-7	0	15	102.0	94	47	16
July	7.43	2-3	0	6	36.1	43	30	7	5.80	7-5	0	17	105.1	122	69	18
August	4.50	1-2	0	4	30.0	29	15	4	4.33	6-7	0	16	108.0	121	52	11
Sept/Oct	3.21	2-4	0	6	47.2	44	17	4	4.81	4-7	0	14	91.2	100	49	12
Ad	3.86	0-1	0	1	7.0	6	3	2	2.81	1-1	0	2	18.0	11	5	2
Fla	-	-	-	-	-	-	-	-	3.00	1-0	0	1	6.0	7	2	0
Mon	1.13	0-1	0	1	8.0	6	1	0	4.98	1-2	0	3	21.2	26	12	2
NYM	-	-	-	-	-	-	-	-	1.00	1-0	0	1	9.0	6	1	0
Phi	4.50	1-0	0	1	8.0	5	4	2	3.98	1-1	0	3	22.0	16	9	4

LIFETIME BY BALLPARK	W	L	S	ERA	G	IP	H	ER	HR
SIDNEY PONSON	3	0	0	2.28	4	23.2	19	6	2
Edison International Field	15	17	0	4.47	48	302.0	311	150	49
Orlando Park at Camden Yards	1	2	0	4.74	3	19.0	22	10	2
Fantasy Park	0	2	0	15.75	2	8.0	13	14	6
Jacobs Field	0	3	0	9.93	5	22.2	34	25	3
Tiger Stadium	1	0	0	7.50	1	6.0	7	5	1
Comerica Park	0	1	0	13.50	1	4.0	8	6	0
Kauffman Stadium	1	1	0	4.29	3	21.0	23	10	3
MetLife Stadium	2	1	1	1.50	3	22.2	22	5	1
Yankee Stadium	0	0	0	8.10	4	16.2	16	15	1
Network Associates Coliseum	1	1	1	5.71	4	17.1	17	11	5
Sulzer Field	0	1	0	4.15	2	13.0	12	6	2
Tropicana Field	2	1	0	2.56	4	31.2	29	9	1
Ballpark in Arlington	2	0	0	5.82	4	21.2	31	14	2
SkyDome	0	0	0	5.40	1	5.0	6	3	0
NATIONAL LEAGUE									
Turner Field	1	0	0	2.00	1	9.0	5	2	0
Olympic Stadium	0	2	0	7.11	2	12.2	15	10	1
Veterans Stadium	0	1	0	3.00	1	6.0	6	2	1

146

BATTING RECORD	AVG	AB	R	H	TB	2B	3B	HR	RBI	SH	SF	HBP	BB	IBB	SO	SB	CS	GDP	SLG	OBP
2000 Totals	.000	1	0	0	0	0	0	0	0	2	0	0	0	0	1	0	0	0	.000	.000
Career Totals	.250	8	1	2	2	0	0	0	0	3	0	0	0	0	3	0	0	0	.250	.250
Post Season Totals	-	-	-	-	-	-	-	-	-	-	-	-	-	-	-	-	-	-	-	-

38 CHRIS RICHARD

OUTFIELDER/FIRST BASEMAN



Full Name: Christopher Robert Richard
Born: June 7, 1974
Opening Day Age: 26
Height: 6'2" **Weight:** 190
Bats: L **Throws:** L
Birthplace/Residence: Born and resides in San Diego, CA
Contract Status: Signed through 2001
M.L. Service: 75 days
Acquired: July 29, 2000, from the St. Louis Cardinals along with RHP Mark Nussbeck in exchange for RHP Mike Timlin and cash considerations

GAME HIGHS, STREAKS & SLAMS

HITS: 4, September 3, 2000 vs. Cleveland... **RUNS:** 3, 3 times, most recently September 29, 2000 vs. New York Yankees... **DOUBLES:** 2, August 4, 2000 at Tampa Bay... **TRIPLES:** 1, twice, most recently September 3, 2000 at Cleveland... **HR:** 2, three times, most recently September 29, 2000 vs. New York Yankees... **RBI:** 6, twice, September 29, 2000 vs. New York and September 3, 2000 at Cleveland... **WALKS:** 2, 3 times, most recently September 2, 2000 at Cleveland... **SB:** 1, 7 times, most recently September 26, 2000 vs. Toronto... **HITTING STREAK:** 7 games, July 31-August 7, 2000

2000

- Spent most of the first four months of the season at AAA Memphis in the St. Louis Cardinals organization before being acquired along with pitcher Mark Nussbeck on July 29 in exchange for pitcher Mike Timlin.
- Despite playing only 56 games for the Orioles, ranked among American League rookie leaders in stolen bases (3rd, 7), home runs (5th, 13), extra-base hits (77th, 29), RBI (9th, 36), doubles (9th, 14), total bases (9th, 112), runs (9th, 38) and hits (10th, 55).
- Reached safely in first 7 games and 42 of 56 games following the trade to the Orioles... Over his last 43 games batted .285 with 9 2B, 2 3B, 12 HR & 30 RBI.
- Went 4-for-6 with a 2B, 3B, 2 HR and 6 RBI on September 3 at Cleveland, missing cycle by a single... Matched the Orioles club record that day with 13 total bases... Was 10th time in club history and 8th different player to accomplish the feat.
- Had three 2-home run games - August 13 at Kansas City, September 3 at Cleveland and September 29 vs. New York... Homered in back-to-back games September 8-9... Had 5 RBI twice - September 29 vs. New York and September 13 at Texas.
- Stole home on the front end of a double steal with Melvin Mora on October 1 against the New York Yankees.
- Was recalled by the Cardinals on July 17 and made his major league debut that night, becoming the 80th player to homer in his first major league at bat when he connected on July 17 at Minnesota off Mike Lincoln on the first pitch... Went 2-for-16 in 6 games with St. Louis.
- Began the season at Memphis, where he batted .277 with 16 HR and 75 RBI in 95 games and was named to the Triple-A All-Star team... Went 2-for-3 with an RBI and a run scored in the game played on July 12 at Rochester's Frontier Field... Played 84 games in right field and 13 at first base for Memphis... With the Orioles, 53 of his 54 starts in the field came at first base, with one start in right field on August 20.

PRO CAREER

1999: Enjoyed an injury-free season for the first time in nearly two years and responded with career-high total for home runs (30) and RBIs (98)... His homer and RBI totals topped the Cardinals organization, and his .298 combined batting average between AA Arkansas and AAA Memphis ranked 6th in the organization... Batted .294 for Arkansas and led team with 29 HR, 94 RBI 78 runs scored... Finished 3rd in Texas

147

League in homers and 4th in slugging percentage (.563)...Was tabbed for Texas League All-Star team and was voted Best Defensive First Baseman by the league managers...His 29 homers at Arkansas was 5th among all AA players, 10 back of Adam Piatt's (Midland) Texas-League leading total of 39...Had 4 multi-homer games, including a 3-homer game with 5 RBI on 8/25 vs. Jackson...Also had 2 homers on 5/12 vs. El Paso, 7/3 at Shreveport and 8/19 at Jackson...Hit safely in 10 straight games (15-36, 2 2B, 3 HR, 12 RBIs) 8/21-8/31 and was named Cardinals Minor League Player of the Month for August...Batted .364 with 6 HR and 28 RBI in August...Was named Texas League Player of the Week 8/16-8/22...Earned a late-season promotion to Memphis on 9/3, where he batted .412 with 2 doubles and a home run in 4 games.

1998: Began year on the disabled list, as he continued recovery from left shoulder surgery...Was activated from the DL on 6/17 and reported to Class A Potomac...Returned to the DL on 6/28 with a strained upper back...Was restrained to the active roster on 7/16 and assigned to Arkansas...Was disabled a 3rd time (7/31-8/11) when he suffered a strained right hamstring muscle...Appeared in just 36 games combined between Prince William and Arkansas.

1997: Went on disabled list after opening the season to Arkansas with a pulled right hamstring muscle...Batted only .150 (3-20) after returning to the lineup in late April...Put together an 8-game hitting streak (.407, 11-27, 4 2B, 1 HR, 5 RBI) from 7/1-7/8, raising his average to .262 from .243...Underwent surgery in January 1998 to repair rotator cuff tear to his left shoulder.

1996: Ranked among Cardinals organization's top 10 in hits (6th, 130), runs (T9th, 65), doubles (5th, 28), triples (6th, 6), home runs (7th, 14) and RBI (2nd, 82)...Started season 14-for-28 at Class-A St. Petersburg with 5 2B, 2 HR and 11 RBI in his first 7 games and was named Player of the Week by the Florida State League...Earned Player of the Week honors for the week of 5/13-5/19 (.360, 9-25, 3 HR, 8 RBI)...Did not commit an error in 30 straight games, 7/12-8/20...Batted .313 (21-67, 2 HR, 13 RBI) in his first 19 games in August.

1995: Finishing among the Class A New York-Penn League leaders in walks and games played...Led his New Jersey club in home runs (3) and RBI (43)...Hit .364 with 12 RBI in 11 games vs. Hudson Valley...Batted .306 after 8/14 (22-72, 8 2B, 9 RBI)...Played in Winter Instructional League.

PERSONAL/MISCELLANEOUS

Attended Oklahoma State University, San Diego City College and San Diego Mesa College...Earned all-city honors in soccer and baseball at University of San Diego High School where he graduated in 1992...Was member Big Eight Conference tourney winning team in 1995...Selected in the 19th round of the 1995 First Year Player Draft...Was signed by Mike Roberts...Enjoys outdoor activities and collecting baseball cards...Returned to Baltimore this past off-season to take part in Orioles FanFest.

YEAR	CLUB	AVG	G	AB	R	H	TS	2B	3B	HR	RBI	SH	SF	HP	BB	IBB	SO	SB	CS	GDP	SLG	OBP
1995	New Jersey-1	.282	75	284	36	80	109	14	3	3	43	0	2	6	47	3	31	6	6	3	.384	.392
1996	St. Pete	.283	129	460	65	130	212	28	6	14	82	0	5	9	57	8	50	7	3	11	.461	.369
1997	Arkansas	.289	113	390	62	105	166	24	3	11	58	0	3	5	60	1	59	6	4	8	.431	.371
1998	Pr William	.267	8	30	5	8	10	2	0	0	1	0	0	0	1	0	5	1	0	2	.333	.290
	Arkansas	.202	28	89	7	18	31	5	1	2	17	0	1	1	9	0	10	0	1	1	.348	.280
1999	Arkansas	.264	133	442	78	130	249	26	3	29	94	0	6	8	43	5	75	7	14	5	.563	.353
	Memphis	.412	4	17	3	7	12	2	0	1	4	0	0	0	1	0	2	0	0	1	.706	.444
2000	Memphis	.277	95	375	64	104	176	24	0	16	75	0	3	4	50	4	70	9	3	5	.469	.366
	ST LOUIS	.125	6	16	1	2	5	0	0	1	1	0	0	0	2	0	2	0	0	0	.313	.222
	BALTIMORE-2	.276	56	199	38	55	112	14	2	13	36	0	3	4	15	3	38	7	5	5	.563	.335
	Minor Lg. Totals	.279	585	2087	320	582	967	125	16	76	374	0	20	33	268	19	302	36	24	45	.463	.367
	BALTIMORE Totals	.276	56	199	38	55	112	14	2	13	36	0	3	4	15	3	38	7	5	5	.563	.335
	American League	.276	56	199	38	55	112	14	2	13	36	0	3	4	15	3	38	7	5	5	.563	.335
	National League	.125	6	16	1	2	5	0	0	1	1	0	0	0	2	0	2	0	0	0	.313	.222
	ML Totals	.266	62	215	39	57	117	14	2	14	37	0	3	4	17	3	40	7	5	5	.544	.326

1-Selected by St. Louis in the 19th round of the 1995 First Year Player Draft

2-Acquired from St. Louis along with RHP Mark Nussback in exchange for RHP Mike Timin and cash considerations on July 29, 2000

	2000 SEASON					LIFETIME				
	AVG	AB	H	HR	RBI	AVG	AB	H	HR	RBI
Total	.265	215	57	14	37	.265	215	57	14	37
Home	.252	107	27	4	11	.252	107	27	4	11
Away	.278	108	30	10	26	.278	108	30	10	26
Ana	.400	10	4	2	2	.400	10	4	2	2
Bal	-	-	-	-	-	-	-	-	-	-
Bos	.333	12	4	1	2	.333	12	4	1	2
CWS	.350	20	7	1	1	.350	20	7	1	1
Cle	.556	9	5	2	7	.556	9	5	2	7
Det	.154	26	4	1	3	.154	26	4	1	3
KC	.250	24	6	2	3	.250	24	6	2	3
Min	.148	27	4	1	3	.148	27	4	1	3
NY	.500	12	6	3	7	.500	12	6	3	7
Oak	.091	11	1	0	0	.091	11	1	0	0
Sea	.143	7	1	0	0	.143	7	1	0	0
TB	.296	27	8	1	3	.296	27	8	1	3
Tex	.500	6	3	0	5	.500	6	3	0	5
Tor	.250	12	3	0	1	.250	12	3	0	1
PRE ASG	-	-	-	-	-	-	-	-	-	-
POST ASG	.265	215	57	14	37	.265	215	57	14	37
vs. Left	.256	39	10	1	3	.256	39	10	1	3
vs. Right	.267	176	47	13	34	.267	176	47	13	34
as DH	.000	3	0	0	0	.000	3	0	0	0
as PH	.000	1	0	0	0	.000	1	0	0	0
Mar/Apr	-	-	-	-	-	-	-	-	-	-
May	-	-	-	-	-	-	-	-	-	-
June	-	-	-	-	-	-	-	-	-	-
July	.250	4	1	0	0	.150	20	3	1	1
August	.257	105	27	5	11	.257	105	27	5	11
Sept/Oct	.300	90	27	8	25	.300	90	27	8	25
Ad	-	-	-	-	-	-	-	-	-	-
Fla	-	-	-	-	-	-	-	-	-	-
Mon	-	-	-	-	-	-	-	-	-	-
NY	-	-	-	-	-	-	-	-	-	-
Phi	-	-	-	-	-	-	-	-	-	-

LIFETIME BY BALLPARK

CHRIS RICHARD	AVG	AB	H	HR	RBI
Edison International Field	.400	10	4	2	2
Oriole Park at Camden Yards	.255	106	27	4	11
Fenway Park	.333	12	4	1	2
Comiskey Park	.400	5	2	1	1
Jacobs Field	.556	9	5	2	7
Comerica Park	.133	15	2	0	1
Kauffman Stadium	.182	11	2	2	3
Norodome	.057	15	1	1	2
Tropicana Field	.429	14	6	1	3
Balpark in Arlington	.500	6	3	0	5

FIELDING

1B	PCT	G	PO	A	E	DP
2000	.989	55	442	18	5	52
Career	.989	55	442	18	5	52
OF	PCT	G	PO	A	E	DP
2000	1.000	4	10	0	0	0
Career	1.000	4	10	0	0	0

65 MATT RILEY

LHP



Full Name: Matthew P. Riley
Born: August 2, 1979
Opening Day Age: 21
Height: 6'1" **Weight:** 201
Bats: L **Throws:** L
Birthplace/Residence: Born in Antioch, CA...Resides in Oakley, CA
Contract Status: Signed through 2001
M.L. Service: 28 days
Acquired: Orioles 3rd round selection in 1997 First Year Player Draft; signed on May 28, 1998

GAME HIGHS & STREAKS

LONGEST OUTING: 4.2 innings, September 23 (2), 1999 vs. Oakland. STRIKEOUT HIGH: 3, September 23 (2), 1999 vs. Oakland. WALK HIGH: 7, September 23 (2), 1999 vs. Oakland. HR ALLOWED: 2, twice, September 23 (2), 1999 vs. Oakland and September 30 (2), 1999 vs. New York Yankees

2000

- Underwent successful ligament replacement surgery in his left elbow ("Tommy John" surgery) on September 19 and is expected to miss the 2001 season... Was injured while pitching for AA Bowie in a game on September 2 at Harrisburg.
- Began season in AAA Rochester and was 0-2 with a 14.14 ERA before going on the disabled list with a left shoulder strain... Went to extended spring training in Sarasota before being activated and sent to AA Bowie on May 26.
- Did not survive 2nd inning in back-to-back starts June 1 and 6 for Bowie, allowing 12 runs on 10 hits and 7 walks over 3.0 IP... Allowed 17 earned runs on 16 hits and 10 walks in only 4.2 IP (32.79 ERA) over his first 3 appearances.
- Lost 3 consecutive starts, July 7-21, allowing 10 ER in 14.1 IP, before winning 3 consecutive starts, July 30-August 10, allowing just one run in 18.0 IP... Was 1-6 with a 9.50 ERA (36.0 IP, 38 ER) through July 21.
- Went 1-1 in his remaining 4 starts, including a combined 8-0 shutout vs. Erie on August 26 in which he struck out a season-high 9 batters over 7 innings.
- Had pair of complete game 3-hitters for Bowie -- 6 innings in a 2-0 loss on July 16 at New Haven and a 7-inning win August 10 at Erie... Was tied for 2nd among all AA pitchers in low-hit games.
- Despite prospect of not pitching in 2001, still was ranked by *Baseball America* as the 7th best prospect in the Orioles farm system at season's end.

PRO CAREER

1999: Began season at Class A Frederick in Carolina League before moving to Bowie and then Orioles... Became youngest Oriole pitcher to make his major league debut in 32 seasons when he started 9/9 at Minnesota... Was 20 years, 39 days old, the 10th youngest pitcher to debut with O's and youngest since RHP Mike Adamson (19 years, 291 days) debuted on 7/1/67... Only outfielder Eugene Kingsale (20 years, 14 days on 9/3/96) made a younger debut with Orioles since Adamson... Made 3 starts after his contract was purchased from Bowie on 9/6... Did not record a decision and his longest outing was 4.2 IP... Went 2-2 in his debut 9/9 at Minnesota, allowing 2 runs on 4 hits and 4 walks... Came within one out of qualifying for victory in his next start 9/23 vs. Oakland (game 2), leaving with 2 outs in the 5th inning with a 7-4 lead after allowing 5 hits and 7 walks... Combined to pitch 188.1 innings and made 31 starts between Frederick, Bowie and Orioles... Made 28 starts in the minors, going 13-8 with a 3.03 ERA (178.1IP, 147H, 72R/60ER, 56BB, 189K)... His 13 wins tied for the lead among Orioles minor leaguers with RHP Javier de la Hoya... His 189 strikeouts tied for 5th highest among all minor leaguers... Also ranked among top AA pitchers in ERA (9th, 3.22), K/9IP (7th, 9.38) and H/9IP (11th, 8.09)... Retired only batter he faced in Futures Game as part of Major League All-Star Week activities, July 11 at Fenway Park... Named to play for Team USA in Pan American Games but withdrew... Also was named to play in AA All-Star Game but was replaced by Bowie teammate Ryan Kohlmeier... Was Eastern League Pitcher of the Week, 5/31-6/6... Finished 4th in the EL with a 3.22 ERA... Struck out 8 or more batters eight times but never reached double figures.

1998: Began pro career with Delmarva after signing in late May... Registered 10 or more strikeouts in 6 of his 14 starts... Struck out 15 batters on 8/9 at Charleston-WV... Struck out 7 straight batters on 7/12 vs. Hagerstown... Did not give up an earned run in his first 5 appearances... In his last 4 starts, when 3-0 with a 0.36 ERA (25IP, 1ER) with 36 strikeouts and only 12 hits allowed... Was named organization's Pitcher of the Month for August... On the season, did not allow a home run and held opponents to a .152 batting average (42-277)... Named to Howo Sportsdata's All-Teenager Team for 1998.

PERSONAL/MISCELLANEOUS

Graduated in 1997 from Liberty Union HS in California... Was drafted by the Orioles but attended Sacramento (CA) Jr. College for one year before signing... Went 6-1 with a 1.10 ERA at Sacramento City, allowing 15 hits and striking out 76 in 49.0IP and leading team to California State Jr. College championship... Signed by Orioles scout Ed Sprague.



YEAR	CLUB	W	L	ERA	G	GS	SHO	SV	IP	H	R	ER	HR	BB	IBB	SO	WP	BK	
1998	Delmarva-1	5	4	1.19	16	14	3	0	63.0	42	19	11	0	0	44	0	136	9	3
1999	Frederick	3	2	2.61	8	8	0	0	51.2	34	19	15	5	1	14	0	58	1	1
	Bowie	10	6	3.22	20	20	3	0	125.2	113	53	45	13	5	42	0	131	10	4
	BALTIMORE	0	0	7.36	3	3	0	0	11.0	17	9	9	4	0	13	0	6	0	2
2000	Rochester	0	2	14.14	2	2	0	0	7.0	15	12	11	3	1	4	0	8	2	0
	Bowie	5	7	6.08	19	14	2	0	74.0	74	56	50	9	2	49	0	66	7	0
	Minor Lg Totals	23	21	3.48	65	58	5	0	341.1	278	159	132	30	9	153	0	399	29	8
	BALTIMORE Totals	0	0	7.36	3	3	0	0	11.0	17	9	9	4	0	13	0	6	0	2
	American League	0	0	7.36	3	3	0	0	11.0	17	9	9	4	0	13	0	6	0	2
	National League	-	-	-	-	-	-	-	-	-	-	-	-	-	-	-	-	-	-
	ML Totals	0	0	7.36	3	3	0	0	11.0	17	9	9	4	0	13	0	6	0	2

1-Selected by the Orioles in the 3rd round of the 1997 First Year Player Draft; signed on May 28, 1998

	2000 SEASON									LIFETIME								
	ERA	W-L	SHO	G	IP	H	ER	HR		ERA	W-L	SHO	G	IP	H	ER	HR	
Total	-	-	-	-	-	-	-	-	-	7.36	0-0	0	3	11.0	17	9	4	-
Honor	-	-	-	-	-	-	-	-	-	7.58	0-0	0	2	8.1	13	7	4	-
Arday	-	-	-	-	-	-	-	-	-	6.75	0-0	0	1	2.2	4	2	0	-
Ana	-	-	-	-	-	-	-	-	-	-	-	-	-	-	-	-	-	-
Bel	-	-	-	-	-	-	-	-	-	-	-	-	-	-	-	-	-	-
Bos	-	-	-	-	-	-	-	-	-	-	-	-	-	-	-	-	-	-
CWS	-	-	-	-	-	-	-	-	-	-	-	-	-	-	-	-	-	-
Cle	-	-	-	-	-	-	-	-	-	-	-	-	-	-	-	-	-	-
Det	-	-	-	-	-	-	-	-	-	-	-	-	-	-	-	-	-	-
KC	-	-	-	-	-	-	-	-	-	-	-	-	-	-	-	-	-	-
Min	-	-	-	-	-	-	-	-	-	6.75	0-0	0	1	2.2	4	2	0	-
NYN	-	-	-	-	-	-	-	-	-	7.56	0-0	0	1	3.2	8	3	2	-
Oak	-	-	-	-	-	-	-	-	-	7.71	0-0	0	1	4.2	5	4	2	-
Sea	-	-	-	-	-	-	-	-	-	-	-	-	-	-	-	-	-	-
TB	-	-	-	-	-	-	-	-	-	-	-	-	-	-	-	-	-	-
Tor	-	-	-	-	-	-	-	-	-	-	-	-	-	-	-	-	-	-
TEX	-	-	-	-	-	-	-	-	-	-	-	-	-	-	-	-	-	-
PRE ASG	-	-	-	-	-	-	-	-	-	-	-	-	-	-	-	-	-	-
POST ASG	-	-	-	-	-	-	-	-	-	7.36	0-0	0	3	11.0	17	9	4	-
Mar/Apr	-	-	-	-	-	-	-	-	-	-	-	-	-	-	-	-	-	-
May	-	-	-	-	-	-	-	-	-	-	-	-	-	-	-	-	-	-
June	-	-	-	-	-	-	-	-	-	-	-	-	-	-	-	-	-	-
July	-	-	-	-	-	-	-	-	-	-	-	-	-	-	-	-	-	-
August	-	-	-	-	-	-	-	-	-	-	-	-	-	-	-	-	-	-
Sept/Oct	-	-	-	-	-	-	-	-	-	7.36	0-0	0	3	11.0	17	9	4	-
All	-	-	-	-	-	-	-	-	-	-	-	-	-	-	-	-	-	-
Pa	-	-	-	-	-	-	-	-	-	-	-	-	-	-	-	-	-	-
Mon	-	-	-	-	-	-	-	-	-	-	-	-	-	-	-	-	-	-
NYM	-	-	-	-	-	-	-	-	-	-	-	-	-	-	-	-	-	-
Phi	-	-	-	-	-	-	-	-	-	-	-	-	-	-	-	-	-	-

LIFETIME BY BALLPARK

MATT RILEY	W	L	S	ERA	G	IP	H	ER	HR
Oriole Park at Camden Yards	0	0	0	7.56	2	8.1	13	7	4
Metroland	0	0	0	6.75	1	2.2	4	2	0

FIELDING

P	PCT	G	PO	A	E	DP
1999	1.000	3	0	2	0	0
Career	1.000	3	0	2	0	0

BATTING RECORD

YEAR	CLUB	AVG	AB	R	H	TB	2B	3B	HR	RBI	SH	SF	HB	BB	IBB	SO	SB	CS	GDP	SLG	OBP
2000 Totals	-	-	-	-	-	-	-	-	-	-	-	-	-	-	-	-	-	-	-	-	-
Career Totals	-	-	-	-	-	-	-	-	-	-	-	-	-	-	-	-	-	-	-	-	-
Post Season Totals	-	-	-	-	-	-	-	-	-	-	-	-	-	-	-	-	-	-	-	-	-

YOUNGEST PLAYERS IN ORIOLE HISTORY

(PLAYERS WHO MADE THEIR DEBUT BEFORE THEIR 21ST BIRTHDAY)

PLAYER	POS	AGE	DEBUT
Frank Zupo	C	17 yrs, 305 days	7/1/57
Ron Mueller	P	17 yrs, 330 days	9/9/56
George Wardley	P	18 yrs, 21 days	9/29/59
Mill Pappas	P	18 yrs, 91 days	6/11/57
Bob Sawerine	IF	18 yrs, 102 days	9/12/59
Brooks Robinson	IF	18 yrs, 122 days	9/17/55
Jerry Walker	P	18 yrs, 150 days	7/6/57
Wayno Causey	IF	18 yrs, 161 days	6/5/55
Roger Marquis	OF	18 yrs, 173 days	9/25/55
Wally Bruner	P	18 yrs, 247 days	9/29/63
Bob Nelson	OF	18 yrs, 326 days	6/22/55
Andy Etchebarren	C	19 yrs, 97 days	9/29/62
Jim Palmer	P	19 yrs, 184 days	4/17/65
Mike Adamson	P	19 yrs, 291 days	7/1/67
Dave McNally	P	19 yrs, 330 days	9/29/62
Gordie Sundin	P	19 yrs, 335 days	9/19/56
Ron Hanson	IF	20 yrs, 10 days	4/15/68
Eugene Kingsale	OF	20 yrs, 14 days	9/3/96
Matt Riley	P	20 yrs, 39 days	9/9/99
Borg Powell	OF	20 yrs, 40 days	9/26/61
Jack Fisher	P	20 yrs, 41 days	4/14/59
Frank Berleina	P	20 yrs, 109 days	9/1/64
Storm Davis	P	20 yrs, 124 days	4/29/82
John Papa	P	20 yrs, 127 days	4/11/61
Paul Barr	OF	20 yrs, 221 days	9/8/64
Dave Nicholson	OF	20 yrs, 268 days	5/24/60
Andres Mora	OF	20 yrs, 347 days	4/13/76
Cal Ripken	IF	20 yrs, 351 days	8/10/81

8

CAL RIPKEN

THIRD BASEMAN



Full Name: Calvin Edwin Ripken, Jr.
Born: August 24, 1960
Opening Day Age: 40
Height: 6'4" **Weight:** 220
Bats: R **Throws:** R
Birthplace/Residence: Born in Havre de Grace, MD...Resides in Reisterstown, MD
Contract Status: Signed through 2001
M.L. Service: 19 years, 57 days
Acquired: Orioles 2nd round selection in the 1978 First Year Player Draft...Signed a one-year contract for 2001 on November 1, 2000

GAME HIGHS, STREAKS & SLAMS

HITS: 6, June 13, 1969 at Atlanta; 5, three times, most recently May 5, 1985 at Minnesota; 4, 27 times, most recently September 13, 2000 at Texas. **RUNS:** 5, June 13, 1969 at Atlanta...**DOUBLES:** 2, 45 times, most recently September 3, 2000 at Cleveland. **TRIPLES:** 1, 44 times, most recently July 29, 1966 at Detroit...**HR:** 3, May 28, 1996 at Seattle. 2, 16 times, most recently July 24, 1999 vs. Anaheim...**RBI:** 8, May 26, 1996 at Seattle. **WALKS:** 4, twice, April 21, 1962 vs. Kansas City and September 16, 1989 vs. Detroit. **SB:** 2, August 23, 1986 at Oakland (2nd game). **HITTING STREAK:** 17 games, most recently June 19-23, 1992. **GRAND SLAMS:** 8, September 14, 1982 vs. New York Yankees off Mike Driener; July 13, 1963 vs. Oakland off Tim Lincecum; July 3, 1994 vs. California off Brian Anderson; June 3, 1995 vs. Oakland off Mike Harkey; May 28, 1996 at Seattle off Mike Jackson; May 8, 1997 vs. Anaheim off Pep Harris; June 30, 1997 vs. Philadelphia off Calvin Maduro; April 1, 1998 vs. Kansas City off Glendon Rusch

152

2000

•On April 15 at Minnesota, singled off Hector Carrasco in the 7th inning to become the 24th player to reach 3,000-hit milestone...Later in the season, Cal passed Roberto Clemente, Al Kaline, Wade Boggs, Lou Brock, Cap Anson and Rod Carew, and is 18th on all-time list with 3,070 hits.
 •Cal became only the 7th player in major league history to reach the 3,000 hit and 400 home run plateaus, joining Hank Aaron, Willie Mays, Eddie Murray, Stan Musial, Dave Winfield & Carl Yastrzemski...Ripken joined Yastrzemski as the only American Leaguers to accomplish the feat and along with Yastrzemski and Musial, the only players to do it with one team.
 •Played in 83 games, the fewest of any complete season in his major league career...Missed 59 games while on the disabled list from June 28 to August 31 with inflammation of his lower back...Aggravated the injury hitting a ground ball in the 9th inning on June 27 at Boston.
 •Hit safely in 13 of 20 games after being activated from DL on September 1, hitting .307 (23-75) with 7 2B, 2 HR and 13 RBI...Homered in last 2 of the final 3 games of the season, his first home runs since June 10 vs. Philadelphia.
 •Had a season-high 4 hits at Texas September 13, his first game batting in the 4th spot in the order since August 19, 1997...Batted cleanup 8 times in an 11-game stretch, September 13-23.
 •Was elected starting third baseman for AL All-Star team, his 18th consecutive All-Star nomination and his 16th election, breaking Rod Carew's record...Was unable to play due to his back injury, however, marking the first Mid-Summer Classic he has missed in his career.
 •Served as designated hitter 10 times on the season, the first DH appearances of his career...His first two appearances over as DH came May 9-10 at Toronto.
 •Hit 2-run sudden-death, game-winning HR in the 9th inning on May 23 off Seattle's Jose Mesa...Was his 2nd game-winning home run of season and 4th of his career...Led off 9th inning on April 19 to beat Tampa Bay, his first sudden-death, game-winning home run since July 27, 1984 vs. the Chicago White Sox at Memorial Stadium.
 •Grounded into the 329th double play of his career on May 17 at Anaheim, passing Hank Aaron for most in ML history...Now has 335 GIDPs in his career.
 •Enters the 2001 season 23 shy of Brooks Robinson's career mark of 2,896 games played, most in Orioles history and 10th all-time...Needs 4 total bases to reach the 5,000 mark for his career, achieved by only 14 others.

RIPKEN'S RANKINGS ON ALL-TIME LISTS

CATEGORY	RANK	RIPKEN	NEXT	
Games	11	2,873	Brooks Robinson	2,896
Hits	18	3,070	Tony Gwynn	3,108
Home Runs	728	417	Fred McGriff	417
RBI	20	1,627	Ernie Banks	1,636
Runs	37	1,604	Lou Brock	1,810
Doubles	12	587	Paul Waner	604
Total Bases	15	4,906	Mel Ott	5,041
At Bats	6	11,074	Eddie Murray	11,336

BAD STAT/GOOD COMPANY

In 2000, Cal became baseball's all-time leader in a rather dubious category, grounded into more double plays than any player in history. He passed Hank Aaron to set the Major League mark after breaking the American League record in 1989.

1. Cal Ripken	335	4. Dave Winfield	319
2. Hank Aaron	328	15. Eddie Murray	315
3. Carl Yastrzemski	323	Jim Rice	315

FOOT CAREER

Cal Ripken Jr. is a first baseman who played for the Baltimore Orioles from 1981 to 2001. He is a three-time All-Star and a member of the Baseball Hall of Fame. He is also a member of the Orioles' 30th Anniversary Team. He is the only player in MLB history to play in 3,000 games. He is also the only player in MLB history to play in 3,000 games. He is also the only player in MLB history to play in 3,000 games.

153

2001 ORIOLES

THE 3,000 HIT CLUB

On April 15, 2000 at Minnesota, Cal Ripken became the 24th player in Major League history to collect 3,000 career hits. He became the first player ever to record his 3,000th hit in the month of April.

Player	Age	Date	Pitcher	Hit
Cap Anson, Cubs	45	July 17, 1897	Bill Hoffer, Orioles	Single
Honus Wagner, Pirates	40	June 9, 1914	Ersine Mayer, Phillies	Double
Nap Lajoie, Indians	39	Sept. 27, 1914	Mary McHale, Yankees	Double
Ty Cobb, Tigers	34	Aug. 19, 1921	Elmer Myers, Red Sox	Single
Tris Speaker, Indians	37	May 17, 1925	Tom Zachary, Senators	Single
Eddie Collins, White Sox	38	June 3, 1925	Rip Collins, Tigers	Single
Paul Waner, Braves	39	June 19, 1942	Rip Sewell, Pirates	Single
Stan Musial, Cardinals	37	May 13, 1958	Moe Drabowsky, Cubs	Double
Hank Aaron, Braves	36	May 17, 1970	Wayne Simpson, Reds	Single
Willie Mays, Giants	39	July 18, 1970	Mike Wepner, Expos	Single
Roberto Clemente, Pirates	38	Sept. 30, 1972	Jon Matlack, Mets	Double
Al Kaline, Tigers	39	Sept. 24, 1974	Dave McNally, Orioles	Double
Pete Rose, Reds	37	May 5, 1978	Steve Rogers, Expos	Single
Lou Brock, Cardinals	40	Aug. 13, 1979	Dennis Lamp, Cubs	Single
Carl Yastrzemski, Red Sox	40	Sept. 12, 1979	Jim Beattie, Yankees	Single
Rod Carew, Angels	39	Aug. 4, 1985	Frank Viola, Twins	Single
Robin Yount, Brewers	36	Sept. 3, 1982	Jose Mesa, Indians	Single
George Brett, Royals	39	Sept. 30, 1992	Tim Lincecum, Angels	Single
Dave Winfield, Twins	41	Sept. 16, 1993	Dennis Eckstein, A's	Single
Eddie Murray, Indians	39	June 30, 1995	Mike Trombley, Twins	Single
Paul Molitor, Twins	40	Sept. 16, 1995	Jose Rosado, Royals	Triple
Tony Gwynn, Padres	39	Aug. 6, 1999	Dan Smith, Expos	Single
Wade Boggs, Devil Rays	41	Aug. 7, 1999	Chris Haney, Indians	Home Run
Cal Ripken, Orioles	39	April 15, 2000	Hector Carrasco, Twins	Single

THE 3,000 HIT/400 HOMER CLUB

Cal is only the 7th player in history to collect both 3,000 hits and 400 home runs and only the second to do it exclusively in the American League, joining Carl Yastrzemski:

	Hits	HR		Hits	HR
Hank Aaron	3,771	755	Dave Winfield	3,110	465
Willie Mays	3,283	660	Carl Yastrzemski	3,419	452
Eddie Murray	3,255	504	Cal Ripken	3,070	417
Stan Musial	3,630	475			

ACTIVE MAJOR LEAGUE OFFENSIVE LEADERS

Home Runs	RBI	Hits
Mark McGwire 554	Cal Ripken 1627	Tony Gwynn 3108
Barry Bonds 494	Harold Baines 1622	Cal Ripken 3070
Jose Canseco 446	Barry Bonds 1405	Rickey Henderson 2914
Ken Griffey Jr. 438	Jose Canseco 1356	Harold Baines 2855
Cal Ripken 417	Mark McGwire 1350	Rafael Palmeiro 2321
Fred McGriff 417	Rafael Palmeiro 1347	Mark Grace 2201
Rafael Palmeiro 400	Fred McGriff 1296	Roberto Alomar 2196
Sammy Sosa 386	Andres Galaraga 1272	Barry Bonds 2157
Harold Baines 384	Ken Griffey Jr. 1270	Fred McGriff 2103
Albert Belle 381	Albert Belle 1239	Andres Galaraga 2070

RIPKEN ON BASEBALL'S ALL-TIME LISTS

GAMES PLAYED	HITS
5. Stan Musial 3026	12. Nap Lajoie 3252
Eddie Murray 3026	13. George Brett 3154
7. Willie Mays 2992	14. Paul Waner 3152
8. Dave Winfield 2973	15. Robin Yount 3142
9. Rusty Staub 2951	16. Dave Winfield 3110
10. Brooks Robinson 2896	17. Tony Gwynn 3108
11. Cal Ripken 2873	18. Cap Anson 3081
	19. Cal Ripken 3070
AT-BATS	HOME RUNS
4. Ty Cobb 11429	22. Carl Yastrzemski 452
5. Eddie Murray 11336	23. Jose Canseco 446
6. Cal Ripken 11074	24. Dave Kingman 442
RUNS	25. Ken Griffey Jr. 438
23. Bid McPhee 1064	Andre Dawson 438
24. Mickey Vernon 1077	27. Billy Williams 420
25. Dave Winfield 1069	28. Cal Ripken 417
26. Joe Morgan 1050	Fred McGriff 417
27. Jimmy Ryan 1043	
28. George Van Haltren 1039	RBI
29. Robin Yount 1032	15. Hank Aaron 1733
30. Eddie Murray 1027	16. Cap Anson 1715
31. Paul Waner 1026	17. Reggie Jackson 1702
Fred Clarke 1026	18. Tony Perez 1652
Al Kaline 1022	19. Ernie Banks 1636
Roger Connor 1021	20. Cal Ripken 1627
35. Bill Dineen 1011	
36. Lou Brock 1010	DOUBLES
37. Cal Ripken 1004	9. Hank Aaron 624
	13. Paul Molitor 605
	11. Paul Waner 604
	12. Cal Ripken 587

RIPKEN ON ORIOLES ALL-TIME LISTS

Category	Rank	Amount	Leaders	Amount	Needs
Games	2nd	2,673	B. Robinson	2,896	24
At-Bats	1st	11,074	2nd-B. Robinson	10,854	+420
Runs	1st	1,604	2nd-B. Robinson	1,232	+372
Hits	1st	3,070	2nd-B. Robinson	2,848	+222
Doubles	1st	587	2nd-B. Robinson	482	+105
Triples	5th	44	B. Robinson	68	24
			Anderson	61	17
			Bumby	52	8
			Blair	51	7
Home Runs	1st	417	2nd-Murray	343	+74
Total Bases	1st	4,996	2nd-B. Robinson	4,270	+726
RBI	1st	1,627	2nd-B. Robinson	1,357	+270
Extra Base Hits	1st	1,043	2nd-B. Robinson	618	+425

STAYING HEALTHY

Cal Ripken went on the disabled list on April 20, 1999 for the first time in his career. From the start of Cal's record 2,632 consecutive game playing streak, which began on May 30, 1982, until he went on the DL nearly 17 years later, Major League players made 5,045 trips to the DL.

PRO CAREER

1999: Appeared in just 86 games while making the first two trips to the disabled list in his career, but established career-highs in batting average (.340) and slugging percentage (.584)...Missed 22 games on his first trip to the DL, 4/20-5/13...Went on the DL a 2nd time, 8/3-31, and missed 28 games...Missed final 13 games of the year after undergoing surgery at University Hospitals of Cleveland on 9/23 to

decompress nerve root irritation in his back, a procedure performed by Dr. Henry Bohlman...Became 29th player in major league history to hit 400 homers, reaching the milestone 9/2 vs. Tampa Bay off Rolando Arrojo in his 2nd game back from the DL...Became 4th oldest to reach 400-homer mark at 39 years, 9 days old, behind Darrell Evans (41.117), Carl Yastrzemski (39.336) and Dave Winfield (39.315)...Set club records for hits and run in a game and tied club mark for total bases on 6/13 at Atlanta, going 6-for-6 with 5 RS, 2 HR, a 2B, 6 RBI & 13 total bases...Also had 2-homer game 7/24 vs. Anaheim...Was elected starting third baseman on AL All-Star Team, his 17th consecutive appearance and 16th straight start, and matched Rod Carew for most All-Star elections with 15...Passed Brooks Robinson as Orioles all-time leader in at-bats on 7/8 vs Toronto and finished season 11th all-time...Hit into 324th career GDP on 9/9 at Minnesota, passing Yastrzemski for most in AL history...On 8/8 at Florida, had pinch-hit single in Game 2 of doubleheader, his 5th career pinch-hit appearance and first since 8/30/81, when he batted for Eddie Murray...Between trips to DL 5/13-7/31, batted .352 with 22 2B, 15 HR & 43 RBI, to raise his average from .179 to .335...Hit safely in 18 of his last 20 games with an at-bat before going on DL in August, batting .400 with 11 2B, 5 HR & 17 RBI...Hit .365 (23-63) in 17 games before being activated 9/1...Went 4-for-4 on 9/10 vs. Seattle, the 28th 4-hit game of his career...Sat out games 4/7 & 4/8 vs. Tampa Bay, first time he missed back-to-back games since sitting 5 consecutive games in a 7-day span, 9/12-18/81, which was 5 weeks after his recall from minors...Following season, was named to Major League Baseball's All-Century Team, selected by fans and expert panel...Was one of two shortstops picked, along with Ernie Banks.

1998: **END OF THE STREAK:** On 9/20 vs. New York, before the Orioles final home game of the year, baseball's all-time "Iron Man" asked manager Ray Miller to remove him from the starting lineup 30 minutes before game time to end his world-record consecutive games streak at 2,632 games...Ryan Minor replaced him in the starting lineup...Was first time he did not start or play since 5/29/82...Played in 501 straight games after breaking Lou Gehrig's record on 9/6/95...After sitting out 9/20, he played in each of the remaining 7 games of the season...Was batting .242 on 5/19, but hit .282 from that point on to raise his final average to .271...Reached base via hit, walk or HBP in 130 of 161 games, including 77 of last 90 games...Set AL records for Most Seasons with 150 or more games played (15) and Most Seasons with 600 or more At Bats (13)...Led AL third basemen with a .979 fielding percentage...Made his first error of season on 5/10, becoming last All-Star team, his 16th consecutive All-Star Game and 15th straight start...Set All-Star Game record for most consecutive starts, surpassing Willie Mays' 14 starts in a row...Hit his 8th career grand slam on 4/1 vs. KC, his 7th at home and 5th at Camden Yards...Singled on 8/21 vs. Cleveland to pass Brooks Robinson for most hits in Orioles history with 2,849...Had a pair of 4-hit games, 5/12 at Minnesota and 6/19 vs. Toronto...Batted 7th in order 36 times...Hit twice in No. 7 spot in 1996, only other times since '82...On 8/5 vs. Detroit, laid down his 5th career sacrifice bunt and first since 9/10/90...Batted .308 (62-201) over his final 59 games of the season.

1997: Was Orioles everyday third baseman...Following the Opening Day game, O's announced that Ripken had agreed to 2-year contract extension with an option for 2000 season...Drew 3rd career ejection 7/20 when HP Umpire Al Clark tossed him in 2nd inning after arguing strikeout call...Other ejections came in '87 and '89, both in first inning of games at Memorial Stadium after strikeouts...Elected to 15th All-Star Game, all consecutive, and first at third base...Went 1-for-2 in Mid-Summer Classic played at Cleveland's Jacobs Field...Cal's 10 sacrifice flies were 77th in the American League and he grounded into 19 double plays, 77th most in the league...Hit 500th career 2B in first inning 6/22 at Toronto...His HR on 5/31 vs. Cleveland gave him Orioles all-time total base lead with 4,274, snapping tie with Brooks Robinson...Drew 1,000th career walk 8/30 vs. Mets...Made three appearances at shortstop: 6/15 at Atlanta (2 inn.), 8/31 vs. Mets (1 inn.) and 9/1 at Florida (2 inn.)...Collected season-high 4H in 2nd game of 6/10 DH at Boston.

1996: Baseball's all-time "Iron Man" played in all 163 Orioles games...On 7/15 he started at third base for the first time since 6/30/82...Had made two other appearances at third, his last coming on 7/8/82...Had made 2,216 consecutive starts at shortstop, a major league record for any position, until starting six games at third base, 7/15-21...On 4/6 he made his first error since 7/18/95 as he saw a string of 74 consecutive errorless games snapped...On 4/13 vs the Twins, Cal collected his 819th extra base hit, moving past Brooks Robinson into first place on the Orioles all-time list...The hit came in the form of his 450th double...On 4/19 at Texas he became just the 3rd player with 100 or more career RBI against the Texas Rangers, joining George Brett and Reggie Jackson...Batted 7th in the batting order on 5/14 at Oakland...It was the first time he batted that low in the order since his first year in the majors, '82...On 5/28 at the Kingdom, Cal enjoyed his first career 3 HR game and collected a career-high 8 RBI...It was the 15th time that an Oriole homered three times in a game and the first since Randy Milligan in '90...In the 9th inning of that game he homered as did brother Bill...The 2nd time they have homered in the same inning and the 6th time that brothers have accomplished the feat...On 6/3 he was named AL Player of the Week for the 9th time in his career...On 5/29, also in Seattle, he hit his 334th career home run, moving past Eddie Murray for first place on the Orioles all-time list...On 6/11 he homered in his third straight game, matching a career-best...Played in consecutive game 2,216 on 6/14 at Kansas City setting a new consecutive games world record...The previous mark of 2,215 was held by third baseman Satcho Kinugasa, who played with the Hiroshima Carp in Japan's Central League...Kinugasa attended the game at Kauffman Stadium in KC when Cal tied and broke his record...On 9/15 at Detroit, his first homer that day was the team's 240th, tying the '51 Yankees for the most by a team in a season...His second home

run that day was hit immediately after Bonilla's, marking the 16th time that the O's hit back-to-back home runs during the season, tying the big league mark held by the '77 Red Sox and '82 Brewers...Named as a starter on the American League All-Star team for the 13th consecutive season...Surpassed 100 RBI in a season for the 4th time in his career, giving the Orioles four 100 RBI men (Anderson, Bonilla, Palmeiro)...It was the first Oriole team to have four players with 100 RBI...On 9/19 at New York, in the 2nd game of the doubleheader he smacked his 483rd career double, passing Brooks Robinson for the most in Orioles history...On 8/9 at Comiskey Park he collected his 2,500th career hit, a single off Bill Simas...Broke Lou Gehrig's record for most consecutive years playing all of club's games (14) and most years leading the league in games played (8), both major league marks...Following the season, Cal toured Japan with a team of Major League All-Stars.

1995: On 9/5 and 9/6 at Oriole Park at Camden Yards against the California Angels, Cal became baseball's all-time "Iron Man," tying and breaking Lou Gehrig's consecutive games played record of 2,130...In the record-tying and record-setting games he went a combined 5-for-9 and hit home runs in each of the games...Homered in three straight games, 9/4-6, matching career-best...A specially designed baseball emblazoned with the "Streak Week" logo was used in the games of 9/5 & 9/6, marking the first time ever that a special ball was used to honor an individual...Honors that Ripken received after the '95 season included: Associated Press and United Press International "Male Athlete of the Year"; Associated Press "Sports Moment of the Year"; Sports Illustrated and The Sporting News "Sportsman of the Year"; one of People magazine's "25 Most Intriguing People"; one of Newsweek magazine's "Newsmakers of '95"; and the "Toast of the Town" by the New York Chapter of the Baseball Writers Association of America...It marked the first time that a non-New York athlete received the award...Won Espy Awards for "Male Athlete of the Year" and "Showstopper of the Year"...Cal led all AL shortstops with a .989 fielding percentage, 144 games played and 100 double plays turned...Scored two runs on the 4th of July to become the Orioles all-time leader in runs scored, tying and passing Brooks Robinson...On 9/3 drew his 890th career base on balls, surpassing Boog Powell to become the Orioles all-time leader...On 7/11 in Arlington, TX Cal extended his AL record for shortstops with his 13th All-Star appearance (all consecutive)...In the Mid-Summer Classic, Ripken was 2-for-3 with singles off Philadelphia's Tommy Greene and Montreal's Carlos Perez.

1994: Enjoyed his finest season since his MVP year in '91...Batted over .300 (.315) for the fourth time and drove in 75 runs, second on the club to Palmeiro's .319 average and 76 RBI...Led major league shortstops with a .985 fielding percentage...Led the AL with 46 multi-hit games, second in the majors to San Diego's Tony Gwynn (54)...Batted .364 (44-122) with runners in scoring position, 8th best in the league...Was one of five major leaguers to play in every game in '94, along with Frank Thomas, Mike Bordick, Paul Molitor and Jeff Conine...Only he, Conine and Molitor started every game...Batted .340 in April...It was his third best April average, surpassed by .352 in '84 and .341 in '87...Hit his 300th career home run on 5/24 at Milwaukee...Led AL shortstops with 13 home runs...Led major league shortstops with 75 RBI...Played in his 2000th consecutive game, 8/1 at Minnesota.

1993: Led major league shortstops in homers for the 9th time in last 11 years and in RBI for the 8th time...Led AL shortstops in assists (495) for 7th time in his career, tying AL record...Led AL shortstops in total chances (738) for the 5th time...Led the majors in at bats (641) even though he received a career-high 19 intentional walks, 6th in the AL...Had twice as many homers as any other AL shortstop...Detroit's Travis Fryman (11) was closest...Fryman's 55 RBI were also closest to Ripken's 90...Won his 7th Silver Slugger Award.

1992: Went from career-highs in homers, RBI and extra-base hits in '91 to career lows in those categories in '92...Failed to become only the 6th player in ML history to hit 20+ homers in each of his first 11 full ML seasons...Became the O's all-time right-handed home run leader when he hit two at Milwaukee 6/23, nos. 268 and 269, topping Brooks Robinson's mark (268)...Following that game, went a career-high 73 games (291 at bats) without a home run, 6/24-9/13...Was named AL Player of the Week, 9/13-20 (12-for-24)...It was the 7th time he received the honor...July was his first homerless month since the first two months of his career (August-September of '81)...Batted .178, his worst month since those same two months in '81...Had a 16-game (.355, 22-62) and a 17-game (.414, 29-70) hitting streak just four days apart 5/20-6/29...1,000th career RBI came at Oakland on 8/31 on a two-run single off Kelly Downs...Made one error for every 62 chances...The rest of the AL handled 30 chances per error...Was second in the AL in successful total chances with 733, 3 behind California's Gary DiSarcina...A poll of Major League managers conducted at mid-season by *Baseball America* selected him as the best defensive shortstop.

1991: Became second player in major league history to win a league MVP, Major League Player of the Year (The Sporting News, AP and Baseball Digest), All-Star Game MVP, and a Gold Glove in the same season...The only other was Dodgers' shortstop Maury Wills in '62...Finished third in the AL in homers (34), most by a shortstop in 22 years (Boston's Rico Petrocelli hit 40 in 1969)...Most homers by an Oriole since Ken Singleton hit 35 in '79...Became only the 10th player in AL history to hit more than 30 homers and strike out less than 50 times...The others: Don Mattingly (1985-86); Ted Williams (1941-46-47-49-57) Joe DiMaggio (1937-38-40-48-50); Lou Gehrig (1932-33-34-36-37); Earl Avenell (1931-32-34); Hal Trosky ('34); Al Rosen ('53); Al Simmons (1929-30) and Ken Williams ('22)...Became first right-handed hitter in the AL to do it since Al Rosen in '53...Led the major leagues and tied a club mark with 85 extra-base hits...Led the major leagues with a then club-record 368 total bases...Led majors with career-high 73 multi-hit games...2nd in the majors with 210 hits, one shy of his own club mark, set in '83...Was also sec-

and in doubles with 46, one shy of his own club record, set in '83...Was second in slugging percentage (.566, 47 points higher than his previous high, .519 in '83)...Became one of only five in Orioles' history to hit .300, with 30+ homers and 100+ RBI joining Jim Gentile, Frank Robinson, Boog Powell, and Eddie Murray and later joined by Rafael Palmeiro in '95...Led the league in batting for 47 of 48 days, 6/4-7/21...Was AL Player of the Month in September (.349, HR-8, RBI-27)...Also shared AL Player of the Week, 9/23-30, with Rickey Henderson...Was the last player to bat in Memorial Stadium history when he bounced into a 5-4-3 double play off Detroit's Frank Tanana at 5:07 p.m. on 10/6/91...Led AL shortstops in fielding percentage (.986) for the second straight year, in putouts (267) for the fourth time, in assists (529) for the sixth time, total chances (807) for the fourth time, and double plays (114) for the fifth time...Committed two errors 5/24 vs. NYY in one game for the first time since 6/14/87.

1990: Created an all-time standard for consistency at shortstop by committing only three errors in 161 games (681 TC) for a percentage of .996...Also crafted streaks of 95 errorless games and 426 errorless chances, both all-time marks for a shortstop...Even though he hit for his lowest average for a full season in the AL, still led the O's in nine offensive categories...Played his 1308th consecutive game June 12 to move into second place on the all-time list ahead of Everett Scott (Yankees-Red Sox, '18-'25).

1989: Led the club in hits (166), doubles (30) and RBI (93) and was second to Mickey Tettleton in homers (26 to 21)...Combined with Brother Bill for seven hits (Cal-3 and Bill-4) on 8/2...The only brother combo to surpass that combined total was the Waners (Paul and Lloyd) who had three and five respectively for the Bucs on 6/25/32.

1988: Shared Most Valuable Oriole honors with Eddie Murray for the second time...Ranked third in the league with a career-high 102 walks...Was 0-for-29 in April, the longest hitless streak of his career...Starting 4/19, hit safely in 16 of 17 games and hit .527 (29-55) to raise average from .047 to .316 on 5/8.

1987: Became the first Oriole other than Eddie Murray to lead the club in RBI during the '80s...Ken Singleton was the last in '79...Concluded consecutive innings streak, which began in '82.

1986: Led AL shortstops for fourth straight year in homers, RBI, runs and slugging (.461)...Was second in fielding percentage to Tony Fernandez at shortstop, .982 to .983...Led club in runs, hits, doubles, homers and total bases (289)...Was first other than Eddie Murray to lead club in homers (25) since Ken Singleton in '79...Murray had led six straight years.

1985: Was second in the AL to Rickey Henderson in runs scored (146 to 116), his third straight year with over 100 runs...Hit .321 (53-165) with men in scoring position...Was first or second on the club in 12 offensive categories.

1984: Batted over .300 for second straight year...Set AL record for assists by a shortstop (583)...Batted .311 (46-148) with runners in scoring position to lead club.

1983: Was AL MVP and The Sporting News Player of the Year...Played every inning of every game for the first of four straight seasons...Shared Most Valuable Oriole laurels with Eddie Murray...Played on AL's first winning All-Star team since 1971, and also played on the winning team in both the ALCS and World Series...Led majors in hits with a club record 211 and doubles (47); was second with 76 extra-base hits to the Expos' Andre Dawson (78) and was runner-up to major league leader Jim Rice (344) in total bases (343)...Led the AL with 121 runs, just one off Frank Robinson's club record set in '66...No Hall of Fame shortstop has ever had 211 hits in a season...Hughie Jennings and Dave Bancroft are the leaders, each with 209...Batted a combined .273 (9-33) in nine post-season games...Drove in O's only run in ninth inning of ALCS Game 1, won by LaMarr Hoyt, 2-1...Made final putout of WS when he caught Garry Maddox's line drive in bottom of ninth, Game 5.

1982: Led all major league rookies in doubles, homers, RBI, total bases (284), games (160), and runs...Missed only three games all year, none after 5/29 (his games streak began the following day)...Played 44 straight errorless games at third base from 4/24-6/14...After a glittering Opening Day on which he went 3-for-5 with his first big league double, homer (off KC's Dennis Leonard) and RBI, he plunged into a 4-for-55 slide...Was batting only .117 (7-60) on 5/1 after 18 games and his career big league average over two seasons was at that point .121 (12-99) in 41 games...The next day, 5/2, he picked up a pair of scratch hits and was beamed by fellow rookie Mike Moore...Missed only one game after the beaming, however, and batted .281 (151-538) from 5/2 to the end of the season.

1981: Was recalled from AAA Rochester on 8/8 after the major league player strike was settled...Made big league debut in the first game after the strike, vs. KC in Baltimore on 8/10 as pinch runner after Ken Singleton led off the 12th with a double...Scored winning run in "sudden death" when, after an intentional walk to Eddie Murray, John Lowenstein singled off RHP Ronie Martin to drive him in...His first hit was a single off Chicago's Dennis Lamp on 8/16, also at Memorial Stadium...Played in 12 games at shortstop (9 starts) and six at third base...Despite his early recall from Rochester, was voted Rookie of the Year in the International League, and was named to the loop's All-Star team at third base...In survey of IL's managers and coaches, was picked as top major league prospect in the league...Played in 85 games at third base for Red Wings and 35 at shortstop (primarily when Bob Bonner was injured).

MINOR LEAGUES: Played mostly shortstop in '78 in Bluefield...Played in Florida Instructional League after both '78 and '79 seasons...Was Southern League's All-Star third baseman in '80 and tied for league lead in games...One of two Charlotte players that year to break club's home run record: Ripken had 25 and Drungo Hazewood had 28...Cal had homered only 8 times in his 2 previous pro seasons combined...He also led SL third basemen in fielding (.933, TC-415, E-28)...Helped Caguas win Puerto Rican title after the 1980 season (the first of his two seasons in Caribbean winter ball)...In '79, he was picked as shortstop on Topps' Class A All-Star team, though he played more games at third (58) than at short-

stop (52)...Led Florida State League in doubles that year...Was signed by the late Dick Bowie 6/13/78 after the club drafted him 6/4.

AMATEUR BACKGROUND: Pitched and played short at Aberdeen (MD) High and graduated from there in '78...Was 7-2 with an 0.70 ERA as a senior with 100 strikeouts in 60 innings...He also won Harford County batting title (.492) and had 29 RBI in 20 games...Pitched a two-hitter and fanned 17 to win 1978 Maryland Class A Baseball championship game...Was voted American Amateur Baseball Congress (AABC) "Graduate of the Year" in '86...Also earned two letters in soccer...Was soccer team captain and both an All-County and All-Metro selection. Played Little League, Babe Ruth and Mickey Mantle League baseball...Led Putty Hill, MD team to Mickey Mantle World Series in Sherman, TX (lost in a best-of-3 competition).

PERSONAL/MISCELLANEOUS

Married to the former Kelly Geer (11/13/87)...Kelly, from Cockeysville, MD, is a graduate of Dulaney High School and the University of Maryland...Two children: Rachel Marie (11/22/89) and Ryan Calvin (7/26/93), born on an Orioles off day.

THE RIPKEN FAMILY: Cal played with his brother Bill at second base for 5 1/2 seasons (7/11/87 through '92), and Bill was with the Orioles in a utility role in 1996...Also played parts of 12 seasons with his father in an O's uniform as a coach and manager...All three were together in '87, when Cal Sr. became the first father ever to manage two sons simultaneously in major league baseball history (regular season)...In addition to younger brother Bill, Cal has another brother, Fred, and a sister, Ellen Leigh...Cal's mother is named Vi.

FATHER: Cal Ripken Sr. passed away March 25, 1999 from cancer. He spent 15 years on the O's coaching staff starting in 1976. 13 1/2 as 3rd base coach...Managed for 14+ seasons in professional baseball, all in the Orioles' organization...His 13+ years as a manager in the Birds' farm system ('61-'74) represent the longest tenure of any minor league skipper in Orioles' history...During that span Cal managed at all levels except rookie league...Earned the reputation as perhaps the best teacher of young players in Orioles history...Following the '86 season he replaced Earl Weaver to become only the seventh non-interim manager in the club's history...Was replaced by Frank Robinson on 4/12/88 after the O's lost the first six games of the season (a streak that went to 21 before it ended)...Rip was a catcher in the O's organization, although he also played some third base and outfield and even pitched...He enjoyed his best year under Weaver at Fox Cities (Appleton, WI) in '60...He became a player-manager the following year...In '96 he was inducted into the Orioles Hall of Fame...Following Ripken's death during spring training last year, the Orioles players and field staff wore a "7" on their uniform sleeve in his honor for the entire 1999 season...The number also was painted in orange in the third base coach's box at Camden Yards, where it remained throughout the '99 season as well.

Only 11 errors combined: In '90, Cal and Bill accounted for a total of only 11 errors, the fewest in major league history by a qualifying (each playing 2/3 of their club's games at their respective positions) key-stone combination...Next lowest total is 13 in '90 by Toronto's Tony Fernandez and Manny Lee...On 6/15/89, vs. New York, the two Ripkens teamed up on a triple play against the Yankees, the first by the Orioles in more than 10 years.

Both homered: On 9/15/90 at Toronto, Cal and Bill each homered...They matched the feat on 5/28/96 at Seattle and Cal homered three times in that game...They were the first brothers to homer in the same game since Graig (NY) and Jim Nettles (Det) did it 9/14/74.

FAMILY MATTERS MOST HOMERS EVER BY BROTHERS

1. Hank (755) and Tommy (13) AARON	768	6. Jose (445) and Ozzie Canseco	446
2. Joe (361), Vince (125), and Don (87) DIMAGGIO	573	7. Cal (417) and Bill (20) RIPKEN	437
3. Ernie (504) and Rich (4) MURRAY	508	8. Greg (300) and Jim (16) NETTLES	406
4. Ken (282) and Cleto (162) BOYER	444	9. Dick (351), Hank (6), and Ron (1) ALLEN	358
Lee (354) and Carlos (50) MAY	444	10. Bob (288) and Roy (58) JOHNSON	340

IN THE COMMUNITY

The Kelly and Cal Ripken, Jr. Foundation supports community adult and family literacy, youth recreational and health-related programs in the greater Baltimore area.

The Baltimore Reads Ripken Learning Center: Formed in 1988, Kelly and Cal made a financial contribution to help establish the Ripken Learning Center, a full-service learning program focusing on preparing adults for the world of work. The Ripken Learning Center annually serves approximately 325 adults during day, evening and weekend programming. Since its inception, the Ripkens have contributed or helped raise over one million dollars for the Baltimore Reads Ripken Learning Center.

Reading, Runs and Ripken: Begun in 1991 in conjunction with Baltimore Reads, Inc. Baltimore Reads, Inc. is the benefactor of the program in which individuals and businesses make pledges based on the number of RBI Cal collects during the season. Additionally, the Foundation donated \$250,000 to other literacy programs in 1997 through Cal's book tour for *The Only Way I Know*.

Baltimore School of the Arts: Kelly and the Foundation continue to support and host the school's annual presentation of "The Nutcracker" ballet.

Because We Care: Through the Foundation, Cal continues to donate tickets to every Orioles home game, a program he and Eddie Murray initiated with the Orioles in the mid-1980's.

Kelly G. Ripken Program: In 1998, the Foundation made a \$250,000 donation to establish this program which serves as a resource for thyroid education and patient care at Johns Hopkins.

The Sam Hulett Fund: In 1992, Cal and Kelly made a donation of \$50,000 towards the establishment of this fund in memory of the son of former Orioles infielder Tim Hulett.

Pam Shriver's Tennis Challenge: In 1990, 1993 and 1995, Cal played in the event and in the years he has not played he has attended or donated towards its silent auction. The challenge supports the Baltimore Community Foundation.

Orioles Kids Christmas Party: Since the start of his career Cal has been a part of the annual Orioles Kids Christmas Party. The event is attended by children from Baltimore's inner city and is hosted by Cal, the Oriole Bird and other Orioles players and coaches.

On January 26, 2000 in a ceremony at the Maryland State House in Annapolis, Ripken announced his commitment of more than \$9 million in funding for a 6,000-seat stadium and youth baseball complex that will bear his name in his hometown of Aberdeen, MD. The \$25 million project, scheduled for completion in 2002, will be home to the new Aberdeen team in the independent Atlantic League and will be the future home for Babe Ruth League Baseball's Cal Ripken Division (12 years old and under). The complex will include six baseball fields, recreational facilities, dormitories and a dining hall to foster teaching of "the Ripken way" of baseball instruction.

CAL RIPKEN BASEBALL

In July 1999, Babe Ruth Baseball, Inc. changed the name of its largest division from "Bambino" to "Cal Ripken Baseball". Currently 1.2 Million kids worldwide play Babe Ruth Baseball with over 700,000 of those participating in Cal Ripken Baseball. It is Cal's goal to bring the element of fun back to youth baseball. Through Cal Ripken Baseball he would like to instill that sense of fun into the kids, coaches and parents.

The inaugural Cal Ripken World Series was played in Mattoon, IL in August 2000. The tournament featured 15 teams, 10 from across the United States and five international teams from Australia, Canada, Italy, Korea, and The Netherlands. The championship game, televised nationally on Fox Sports Net, featured color commentary in Mattoon by Bill Ripken with Cal providing commentary from Camden Yards. West Palm Beach, FL defeated Korea, 3-0, for the title.

The 2001 Cal Ripken World Series will be played in August in Vincennes, Indiana.

THE ABERDEEN PROJECT

In October 2000, a ceremonial groundbreaking took place in Aberdeen, MD, Cal's hometown. The Aberdeen Project, a one-of-a-kind international baseball complex, is under construction and upon completion will include a 6,500-seat minor league stadium and a state-of-the-art youth baseball academy.

The centerpiece of the baseball academy will be a youth-sized version of Oriole Park at Camden Yards, featuring all aspects of the real ballpark including the warehouse. Scheduled to be completed in August, 2001, it will be the future, permanent home of the Cal Ripken World Series, televised nationally by Fox. The remainder of the academy, scheduled for completion in 2003, will include youth-sized versions of five other famous big league ballparks: Yankee Stadium, Fenway Park, Wrigley Field, Ebbets Field and Baltimore's Memorial Stadium.

The youth academy also will include on-site housing for up to 400 players and coaches each week. Ripken Baseball will host camps, clinics and tournaments as well as coaches' clinics, prospect camps and umpire clinics.

The minor league stadium is scheduled to open in April 2002. The minor league team that will play there has yet to be selected.

AWARDS

TWO MOST VALUABLE PLAYER AWARDS: Is the only Oriole to ever win two AL BBWAA Most Valuable Player Awards ('83 & '91)...Is one of 22 in ML history to win multi-MVP awards, one of 12 in AL history to do it...Only three other active major leaguers have done it: Barry Bonds ('90, '92, and '93), Frank Thomas ('93 and '94) and Juan Gonzalez ('96 and '98)...The other multi-MVP award winners: Stan

Musial, Joe DiMaggio, Ted Williams, Willie Mays, Mickey Mantle, Frank Robinson, Ernie Banks, Johnny Bench, Mike Schmidt, Yogi Berra, Roger Maris, Roy Campanella, Hank Greenberg, Jimmie Foxx, Hal Newhouser, Carl Hubbell, Dale Murphy, Joe Morgan...In '91, Cal became the only player in AL history to win the MVP on a sub-500 team and the third player in major league history, joining a pair of Chicago Cubs, Ernie Banks ('58 and '59) and Andre Dawson ('87)...The Baseball Writers Association of America MVP Award has been awarded for 70 years, beginning in '31...Cal became the first MVP to play on a team with more than 85 losses...The O's were 67-95...His span of seven seasons between awards is the second longest between MVPs in ML history...Only Willie Mays, who went 10 seasons ('54/'65), has gone longer between MVP awards...In '91, Cal finished with 318 points, 32 more than runner-up Cecil Fielder of Detroit...In '83, he won by the same margin over teammate Eddie Murray, 322 to 290, as Orioles finished 1-2 in balloting for the first time since '66, when Frank, Brooks, and Boog were 1-2-3 (and Luis Aparicio was 9th)...Cal & Eddie were the only players listed on every '83 ballot...Became the first to win Rookie and MVP honors in back-to-back years...Fred Lynn captured both awards in '75 for Boston...Was third in '89 in MVP balloting with 216 votes behind Robin Yount (256) and Ruben Sierra (228)...ROOKIE OF THE YEAR: Registered 132 points in '82 to beat out Twins' Kent Hrbek (90 points), the only other player named on all ballots...Wade Boggs was third (10 1/2 points)...Ripken collected 24 firsts and four seconds, while Hrbek received four firsts, 23 seconds and a third...Is one of 6 Orioles to have won BBWAA Rookie honors, along with Ron Hansen ('60), Curt Blefary ('63), Al Bumbry ('73), Eddie Murray ('77) and Gregg Olson ('89)...TWO TSN PLAYER OF THE YEAR AWARDS: Won The Sporting News' Major League Player of the Year award in '83 and '91, the first to win it on a losing club ('91)...It was established in '36...Was 20th to win it twice...TWO TSN & BASEBALL AMERICA AL PLAYER OF THE YEAR AWARDS: Won both honors in '83 and '91...AP MAJOR LEAGUE PLAYER OF THE YEAR AWARD: Was so honored in '91 by the Associated Press...ALL-TIME DREAM TEAM: Named to Sports Illustrated's all-time "Dream Team" in October, '92...EIGHT TSN AL ALL-STAR TEAMS: Was honored 1983-'86, '89, '91, '93, '95...EIGHT TSN/HILLERICH & BRADSBY SILVER SLUGGER TEAMS: Was honored 1983-'86, '89, '91, '93, '94. Award is given to most productive offensive players at every defensive position...SIX AP MAJOR LEAGUE ALL-STAR TEAMS: Honored 1983-'86, '89, '91...ROBERTO CLEMENTE AWARD: In '92, was named the 22nd recipient of the Roberto Clemente Award, presented annually to the player who best exemplifies the game of baseball both on and off the field...Was the third Oriole to win the award since its inception in '71, joining Brooks Robinson ('72) and Ken Singleton ('82) and was later joined by Eric Davis ('97)...LOU GEHRIG AWARD: In '92, was the 38th winner of the annual Lou Gehrig Memorial Award, given by the Phi Delta Theta national collegiate fraternity to the major leaguer who best fits the image and character of their fraternity brother and Hall of Fame first baseman...BART GIAMATTI CARING AWARD: In '89, was the first winner of this honor created by the Baseball Alumni Team (BAT) in honor of the late Baseball Commissioner who died that year ('91)...ALL-CENTURY TEAM SHORTSTOP: Following the 1999 season, Cal was named to Major League Baseball's All-Century Team, selected by fans and expert panel...He was one of two shortstops picked, along with Ernie Banks...FOUR MOST VALUABLE ORIOLE AWARDS: Has won four Most Valuable Oriole Awards ('90 and '91, outright, and co-winner with Eddie Murray in '83 & '88). Has finished second four times ('85, '86, '89, '93) and third three times ('82, '84, '87).

MAJOR LEAGUE RECORDS

- * Holds major league record for home runs by a shortstop with 345
- * Holds the major league record for most years leading league in games, by a shortstop with 12
- * Holds major league record for most consecutive games by a shortstop, 2216.
- * Holds major league record for most years playing all of clubs games (15) and most years leading league in games (9).

MOST HOME RUNS EVER BY A SHORTSTOP

All-time Leader: Has hit 345 of his 417 homers as a shortstop, most in major league history ahead of Ernie Banks (277). Passed Banks 7/15/93 at Oriole Park when he homered off Minnesota's Scott Erickson. Banks' mark had stood since he moved to first base from shortstop in '62. The seat in left field where the ball landed is now painted orange to commemorate the achievement.

30 Homers: Is one of eight shortstops in major league history to have hit 30 or more homers in a season, along with Ernie Banks, Vern Stephens, Rico Petrocelli, Alex Rodriguez, Nomar Garciaparra, Miguel Tejada, and Tony Batista.

EXTRA-BASE HITS BY A SHORTSTOP

Passing Honus and Joe: 855 of his 1,048 extra-base hits have come as a shortstop, the highest total in baseball history, as near as we can tell. Honus Wagner had 737 in the years he was primarily a shortstop ('01, '03-'16 with Pittsburgh), and Joe Cronin had 765 in the years he was primarily a shortstop, ('28-'41 with Washington and Boston). A precise statistical breakout is not available, however. Recalling 1991: His ML-high 85 extra-base hits in '91 have been exceeded by only two other shortstops in history, Robin Yount with 87 in '82 and Alex Rodriguez with 91 in '96...Nomar Garciaparra also had 85 in '97...Cal's 368 total bases were the most in one season by an AL shortstop until '96 when Seattle's Rodriguez matched Banks' all-time mark of 379...Rodriguez set a new ML mark for TB by a shortstop in '98 with 384...Also Cal is one of four shortstops (joining Banks in '58 and '59, Rodriguez in '96 and '98, and Garciaparra in '98) to hit .300+ with 30+ homers and 100+ RBI.

CAL'S BEST MONTHS					
Batting Average		Home Runs		Runs Batted In	
April	.352 (31-98)	1984	April	23	1987
May	.346 (37-106)	1991	May	22	1985
June	.371 (43-116)	1991	June	27	1996
July	.413 (31-75)	1999	July	22	1985
Aug.	.357 (35-98)	1997	Aug.	22	1993
Sept-Oct.	.385 (55-143)	1983	Sept-Oct.	27	1991

ONLY 10 EVER
Only 10 players hit 20 or more home runs in their first 10 full seasons. Seven are in the Hall of Fame:

1. Eddie Mathews	14	5. Fred McGriff	12	8. Willie Mays	10
2. Billy Williams	13	6. Joe DiMaggio	10	9. Rocky Colavito	10
3. Reggie Jackson	13	7. Ted Williams	10	10. Cal Ripken	10
4. Frank Robinson	12				

STEALS
FIRST STEAL WAS A STEAL OF HOME: Steal home for his first major league steal on the front end of a double steal 5/31/82 at home vs. Texas off Jon Matlack. Lenn Sakala stole second on the play. Jim Sundberg was the catcher. Al Bumbry was at bat. Gave the O's 4-3 lead in eventual 8-7 win.

CAL IN A PINCH
AS A PINCH-HITTER: Has pinch hit five times, most recently in the second game of a doubleheader on June 8, 1999 at Florida, when he singled replacing Mike Timlin. His previous times as pinch-hitter came in 1981, three times for Mark Belanger (8/19,8/20,8/22) and once for Eddie Murray (8/30).
AS A PINCH-RUNNER: Has pinch run seven times, six in '81, once in '82. Ran twice for Ken Singleton, Terry Crowley, and Doug DeCinces, and once for Benny Ayala. The last time was 4/18/82 for Crowley. Only in his first pinch running experience, in his major league debut 8/10/81, did he score (see major league debut below).

CYCLE: One of only two Orioles to ever hit for the cycle. On 5/6/84 at Texas, was 4-for-5 with two RBI. Homered off Dave Tobik in his final at bat. Brooks Robinson hit for the cycle at Chicago, 7/15/60. Opponents have hit for the cycle eight times against the Orioles.
JAPAN TRIPS: Has a cumulative .358 average (29-81) on three trips to Japan...1984: Was on O's 14-game post-season trip and batted .315 (17-54) with four homers and nine RBI as the O's went 8-5-1...1986: Was part of US Major League All-Star team that went 6-1 against All-Stars from Japan's Central and Pacific Leagues...Cal led that team in batting (.500, 7-14, 2B-2, HR-2, RBI-6) while splitting shortstop duties with the Cardinals' Ozzie Smith...1996: Was on tour of Japan with a group of Major League All-Stars in the off-season...Batted .385 (5-13) with 4 RS, a 2B, a HR and 3 RBI.

ALL-STAR GAMES
18-YEAR ALL-STAR: Last year, Ripken was elected as the American League's starting third baseman for the fourth time in a row and his 18th consecutive All-Star berth. Due to injury, he was unable to play for the first time. However, in being elected to the All-Star team, he tied former Oriole Brooks Robinson's AL mark of 18 games (over 15 years, 1960-74). Prior to his string of elections as third base, Cal was named or elected to the AL team as a shortstop for 14 years. Ozzie Smith, named to the National League team in '96 for the 15th time, is the major league leader among shortstops, one ahead of Cal. The previous AL mark belonged to former Oriole Luis Aparicio. The only year Ripken did not make the team was his rookie (of the year) season in 1982.

ELECTED: 16 times, 12 consecutive starting in '89. With his election in 2000, he broke the record he shared with Rod Carew for most All-Star selections with 15. Cal was also elected '84 thru '87. Alan Trammell was elected in '88 (but withdrew due to injury so Cal, who finished second in the voting, started in his place). Since balloting returned to the fans in '70, ten different Orioles have been elected to start 32 times in the 31 years.

STARTER: 16 straight years, 1984 through 1999, including 13 as shortstop. Cal's 15th straight start in 1998 set an All-Star Game record, breaking Willie Mays' mark of 14 straight ASG starts.

FAN BALLOTING: Has led the majors in votes four times: '85 (1,398,901), '86 (1,486,806), '92 (2,699,773), and '95 (1,698,524)...Cal led the AL in balloting in 1986 (1,486,806).

THE GAMES
2000: Elected to start but was unable to attend after injuring his back and being placed on the disabled list June 28...Cleveland's Travis Fryman started in his place.
1999: Matched Rod Carew's record with his 15th All-Star selection...Went 1-for-1 with a run, RBI and HBP at Fenway Park in Boston.
1998: Set All-Star Game record with his 15th consecutive starts, surpassing Willie Mays' 14 starts in a

row...Was his 2nd start at 3B...Went 1-for-4 with a 2-run double at Coors Field in Colorado.
1997: Started his 14th straight All-Star Game, first as a third baseman...Went 1-for-2 in AL victory at Jacobs Field.

1996: The game was played at Veterans Stadium in Philadelphia...During the team photo prior to the game he accidentally had his nose broken when Chicago's Roberto Hernandez slipped and backhanded Cal while trying to regain his balance. Cal started the game despite the break.

1995: At the Midsummer Classic in Arlington, TX, Cal went 2-for-3 with singles off Philadelphia's Tommy Greene and Montreal's Carlos Perez.

1994: Played the entire 10-inning game at Pittsburgh, going 1-for-5. In the bottom of the 10th, relayed Albert Belle's throw to Ivan Rodriguez beautifully, just barely later than Tony Gwynn's arrival at home with the "sudden death" winning run.

1993: In the classic at Camden Yards, Cal was 0-for-3 with two groundouts and a strikeout, but received what was probably the loudest ovation in the park's history when he was introduced as the starting shortstop by Chuck Thompson.

1992: Had an RBI single off Atlanta's Tom Glavine in three trips at San Diego to help the AL win, 13-6. MVP 1991: Became the fourth of five Orioles to win the All-Star Game MVP Award when, on 7/9 at Toronto's SkyDome, he hit a three-run homer off former teammate Dennis Martinez and singled off the eventual Cy Young Award winner, Tom Glavine, to lead the AL to a 4-2 win...Other Orioles All-Star MVP's: Billy O'Dell ('58), Brooks ('66), Frank ('71) and Roberto Alomar ('98)...Cal became only the third AL shortstop to hit an All-Star Game home run, joining Dick McAuliffe ('65) and Lou Boudreau ('42)...In the home run hitting contest the day before, hit an incredible 12 home runs in 22 swings to lead the AL to a 20-7 pasting of the NL.

1990: Made his 7th consecutive start at shortstop, an AL record...Joe Cronin also made 7 starts at shortstop, not consecutive...Went 0-for-2 in his only appearance ever at venerable Wrigley Field, and was only 3-for-20 in 8 All-Star appearances at this point.

1989: Made a club-record 6th straight All-Star Game start, going 1-for-3 with a double off Montreal's Tim Lincecum in the game at Anaheim...Brooks Robinson started 5 straight All-Star contests at 3B, 1964-68.

1988: Finished 2nd in All-Star voting to Alan Trammell but took the injured Tiger's place in the starting line-up, his 5th straight start...Went 0-for-3 at Cincinnati.

1987: Started at shortstop and had the 2nd highest vote total among AL All-Stars behind 3B Wade Boggs...Went 1-for-2, getting his 2nd All-Star hit on a single off the Cubs' Rick Sutcliffe in the game at Oakland.

1986: Received more votes than any AL All-Star for the 2nd straight year and was exceeded only by the Mets' Darryl Strawberry...Went 0-for-4 and struck out twice—his first All-Star K's—at the Astrodome.

1985: Was top vote-getter among AL All-Stars and earned his 2nd start at shortstop...Singled off Nolan Ryan for his first All-Star hit, finishing 1-for-3 at Minnesota.

1984: Earned his first All-Star start and became the first Oriole to start for the AL since 1981...With his father, Cal Sr., selected as a bullpen coach for the AL, they were believed to be the first father-son duo ever on the same All-Star squad...He went 0-for-3 in the game at San Francisco's Candlestick Park.

1983: Selected as a reserve for his first All-Star Game, he played the final 4 innings at shortstop and walked in his only plate appearance at Chicago's old Comiskey Park.

FIELDING

11 FIELDING RECORDS: Cal holds or shares 11 Major League or American League fielding records:

1. AL record (tied) for leading shortstops in assists seven years (last time was '93) with Luis Aparicio and Luke Appling.
2. ML record for highest fielding percentage in a season, by a shortstop (.996), 1990.
3. ML record for fewest errors (3) in a season by a shortstop, 1990.
4. AL record for most consecutive errorless games by a shortstop, one season (95), 1990.
5. ML record for most consecutive chances without an error by a shortstop, one or more seasons (428), 1990.
6. ML record for most consecutive chances without an error by a shortstop, one season (428), 1990.
7. ML record for most consecutive games played one position (2,216), 7/9/82-7/15/96 (short stop).
8. ML record for most years leading league in double plays by a shortstop—8 ('83-'85, '89, '91, '92, '94, '95).
9. ML record (tied) for most years leading the league in putouts by a shortstop—6 ('84, '85, '88, '89, '91, '92).
10. AL record for most assists in a season by a shortstop with 583, set in 1984.
11. AL record for most double plays by a shortstop, career (1565).

GOLD GLOVES: Has won two Gold Gloves ('91 and '92).

ERRORS PER CHANCE: During his career at shortstop he has averaged one error for every 48.2 chances. Mark Belanger had the previous best by an Oriole shortstop, one every 43 chances.

1990, SET MAJOR LEAGUE RECORDS: Cal established eight ML fielding records in '90 including an all-time mark for highest fielding percentage and fewest errors by a shortstop...Made only three errors in

161 games (680 total chances), a .996 percentage...Set major league marks for consecutive errorless games (95), and consecutive chances without error (428)...The major league consecutive games mark was broken in 1999 by the New York Mets' Rey Ordóñez, with 101 consecutive errorless games, leaving Cal with the AL mark...After fumbling a ground ball on 4/13 in the third game of the season Cal went 95 games and 431 chances before committing his second miscue 3 1/2 months later on 7/28 at KC...Cal broke the AL marks by Detroit's Eddie Brinkman (72 straight errorless games and 331 straight errorless chances in '72)...The major league marks were held by NY Giants' Buddy Kerr (383 consecutive errorless chances in '46-'47) and the Mets' Kevin Elster, whose 88 games in a row without error in '88 and '89 were downgraded from a major league to an NL record.

1984, ASSISTS RECORD: Set AL record with 583 assists, breaking Roy Smalley's '79 mark of 572...Also led ML shortstops in total chances (906)...His 880 successful chances in '84 were the most by an AL shortstop since the Twins' Leo Cardenas handled the same number in '69.

2131: PASSING A LEGEND

FACTS & FIGURES ABOUT LOU GEHRIG'S AND CAL RIPKEN'S STREAKS

* On 8/17/33, New York Yankees first baseman Lou Gehrig played in his 1,308th straight game to surpass Everett Scott's major league record for consecutive games played. The Iron Horse went on to play in 2,130 straight games before the crippling effects of ALS (amyotrophic lateral sclerosis) ended his once-thought impossible streak. Just over two years later, ALS ended his life.

* Ripken's streak began on 5/30/82 when manager Earl Weaver started Cal as the third baseman against Toronto at Memorial Stadium. The day before, Floyd Rayford started in Cal's place at third base in the second game of a DH.

* Gehrig holds the major league record for most home runs by a first baseman (493). Ripken holds the record for most home runs by a shortstop (345).

* Gehrig's longest streak at first base was 885 straight games. He played left field for one game in '30 while Babe Ruth pitched, and he played right field for one game in '31 while Ruth played first base.

* Gehrig played every inning of every game one time in his career ('31). Ripken holds what is believed to be the major league record with a streak of 8,243 straight innings, spanning 904 games from '82-'87.

* Gehrig missed just two starts during his streak, both in the first year: '25 (7/5, the 33rd game of the streak and 7/19, the 48th game). Both times, Fred Merkle, renowned for a miscue with the Cubs two decades earlier, was the Yankees' starter at first base. Gehrig started the last 2082 games of his streak.

* Twice during his streak, Gehrig was ailing and listed as the shortstop in the lead-off position. Both times, he singled and was immediately replaced by a pinch-runner.

* In the last 100 games of his streak, Gehrig batted .287 (106-369) with 67 runs, 15 doubles, four triples, 16 homers and 82 RBI. In his last 25 games, Gehrig batted .350 (36-103) with 23 runs, eight doubles, three triples, eight homers and 34 RBI.

Three times by Ejection: The earliest Cal has left were the two games from which he was ejected in the first inning: 9/25/87 by Tim Welke (vs. Yankees) and 8/7/89 by Drew Coble (vs. Minnesota). In both cases he was thrown out after arguing a strike call. He was ejected a third time on 7/20/97 in the 2nd inning by Al Clark (vs. Chicago) also for arguing a third strike call.

BASEBALL'S IRON MAN TOP 10 CONSECUTIVE GAME STREAKS OF ALL-TIME

1) 2,632	Cal RIPKEN, JR.	6) 1,103	Joe SEWELL
2) 2,130	Lou GEHRIG	7) 895	Stan MUSIAL
3) 1,307	Everett SCOTT	8) 829	Eddie YOST
4) 1,207	Steve GARVEY	9) 622	Gus SUHR
5) 1,117	Billy WILLIAMS	10) 798	Nellie FOX

GEHRIG'S LINE DURING HIS STREAK

(June 1, 1925 to April 30, 1939)

G	AVG	AB	R	H	2B	3B	HR	RBI	BB	SO	TB
2,130	.340	7938	1879	2700	529	162	452	1364	1503	779	5029

Selected Records of Lou Gehrig

- * Most consecutive years scoring 100 runs (13, tied with Hank Aaron)
- * First player in modern era to hit four homers in game (6/3/32, consecutive)
- * Most career grand slams (23)
- * Most consecutive years with 100 RBIs (13, tied with Jimmie Fox)
- * Most years with 150 RBIs (7)
- * Most RBIs in season (184), AL record, 155 games in 1931
- * Most years with 400 or more total bases (5)

ALL-TIME HIGHEST FIELDING PERCENTAGES, ONE SEASON BY SHORTSTOPS IN ML HISTORY (minimum 150 games)

Player	TEAM	YEAR	PCT	PO	A	TC	E
Cal Ripken	Orioles	1990	.996	242	435	680	3
Ormar Viquez	Cleveland	2000	.995	231	414	648	3
Rey Ordóñez	NY Mets	1999	.994	220	416	640	4
Ormar Viquez	Cleveland	1998	.993	273	442	720	5
Tony Fernandez	Toronto	1989	.992	260	475	741	6
Ed Brinkman	Detroit	1972	.9904	233	495	735	7
Cal Ripken	Orioles	1989	.9902	276	531	815	8
Mike Bordick	Orioles	1993	.9898	236	446	689	7

MOST CAREER HOMERS WITHOUT WINNING A SEASON TITLE

Player	Career HR	Player	Career HR
Stan Musial	475	Joe Carter	366
Deve Winfield	465	Tony Perez	379
Billy Williams	426	Norm Cash	377
Cal Ripken	417	Carlton Fisk	376
Al Kaline	399	Harold Baines	373

WEARING NUMBER 8 FOR THE ORIOLES...

1. Dick Kyjowski	1954	8. Bobby Avia	1959
2. Ray Murray	1954	9. Gene Stephens	1960-1961
3. Kal Segrist	1955	10. Marty Throneberry	1961-1962
4. Jim Pyburn	1955-57	11. Andy Etchebarren	1962, 1965-1972
5. Buddy Peterson	1957	12. Tim Nordmark	1975-1976
6. Foster Castleman	1958	13. Dave Skaggs	1977-1980
7. Jerry Adair	1959	14. Cal Ripken	1981-

THEY WERE PICKED FIRST (O'S FIRST 4 PICKS IN 1978 DRAFT)

- Round 1 Bob Boyce, 3B, Cincinnati, OH
 Round 2 Larry Sheets, OF, Staunton, VA (compensation for losing Elliott Maddox to Mets)
 Round 2 Edwin Hook, RHP, San Diego, CA (compensation for losing Ross Grimsley to Expos)
 Round 2 Cal Ripken, 3B, Aberdeen, MD

THEY WERE PICKED FIRST -- II (PLAYERS PICKED AHEAD OF RIPKEN IN 1978 DRAFT)

Round 1							
1.	Bob Horner	Atlanta	3B	14.	Tom Brunansky	California	OF
2.	Lloyd Moseby	Toronto	1B	15.	Robert Hicks	St. Louis	1B
3.	Hubie Brooks	NY Mets	SS	16.	Lenny Faedo	Minnesota	SS
4.	Mike Morgan	Oakland A's	RHP	17.	Nick Esasky	Cincinnati	SS
5.	Andy Hawkins	San Diego	RHP	18.	Rex Hudler	NY Yankees	SS
6.	Tito Nanni	Seattle	OF-1B	19.	Brad Garnett	Pittsburgh	1B
7.	Bob Cummings	San Francisco	CA	20.	Tim Conroy	Oakland A's	LHP
8.	Nick Hernandez	Milwaukee	CA	21.	Gerry Aubin	Pittsburgh	OF
9.	Glenn Franklin	Montreal	SS	22.	Bob Boyce	Baltimore	3B
10.	Phil Linsford	Cleveland	SS	23.	Rip Rollins	Philadelphia	1B-RHP
11.	Rod Boxburger	Houston	RHP	24.	Matt Winters	NY Yankees	OF
12.	Kirk Gibson	Detroit	OF	25.	Buddy Biancalana	Kansas City	SS
13.	Bill Hayes	Chicago Cubs	CA	26.	Brian Ryder	NY Yankees	RHP
Round 2							
27.	Matt Snider	Atlanta	CA	38.	Craig Jonsson	Detroit	OF
28.	Tim Thompson	Toronto	1B	39.	Mel Hall	Chicago Cubs	OF
29.	Larry Sheets	Baltimore	OF	40.	Doug Gwosdz	San Diego	CA
30.	Keith Atherton	Oakland	RHP	41.	David Kable	St. Louis	1B
31.	David White	Ch White Sox	3B	42.	Michael Riley	Minnesota	RHP
32.	Dave Valle	Seattle	CA	43.	Dave Van Gorder	Cincinnati	CA
33.	Steven Raina	San Francisco	RHP	44.	B.F. Belue III	Ch White Sox	OF
34.	Richard Naumann	Seattle	LHP	45.	Bradley Palmer	Pittsburgh	LHP
35.	Edwin Hook	Baltimore	RHP	46.	Amos Lewis	Texas	RHP(INF)
36.	Chris Bando	Cleveland	CA	47.	Clay Smith	Los Angeles	SS
37.	Dan Heep	Houston	OF-LHP	48.	Cal Ripken Jr.	Baltimore	3B

LONGEST O'S STREAKS: The three longest Orioles streaks before Cal's were:

Brooks Robinson	463
Eddie Murray	444
Billy Gardner	361

EVERY GAME OF THE YEAR: Cal is one of seven Orioles to have played every game in a season.

Cal Ripken	15 Times	'83 thru '97
Brooks Robinson	4 Times	'61, '62, '64, '68
Eddie Murray	4 Times	'78, '79, '84, '88
B.J. Surhoff	Twice	'98, '99
Billy Gardner	Once	'57
Bobby Grich	Once	'73
Rafael Palmeiro	Once	'98

CONSECUTIVE INNINGS STREAK, '82-'87: His streak of 8,243 straight innings (spanning 904 games, '82-'87) is believed to be the longest of its kind in major league history. The post-season innings he played in '83 are not included in these figures. Lou Gehrig, incidentally, played every inning of every game only one season ('31) during his streak.

The start: Cal's innings streak began 6/5/82; six days and five games after the start of his consecutive games string 5/30.

The finish: The innings streak ended 9/14/87 in Toronto when Orioles manager Cal Ripken Sr. inserted Ron Washington at shortstop in the bottom of the eighth of an 18-3 Toronto walkover...That was the game in which the Blue Jays hit a major league record 10 home runs...Rip, whose innings streak covered some five seasons, was the first to have played every inning for at least two straight years since Rudy York with the Tigers in '40-'41...In addition to Cal & Freeman, only one other major leaguer has played every inning at least three years (not necessarily consecutive), Mickey Vernon in '42, '47, & '53...The only other Oriole to play every inning in one season was Eddie Murray in '84 (including 3 games as DH).

CLOSE CALLS DURING THE STREAK

April 10, 1985...Game 444...Sprained left ankle at shortstop during a pickoff play in the third inning vs. Texas (did not come out of the game)...X-rays taken after the game at Greater Baltimore Medical Center were negative...Didn't play the next day in the club's exhibition game at the US Naval Academy, but was in the lineup the next night vs. Toronto.

September 11, 1992...Game 1713...Suffered a twisted right ankle running out a double against the Brewers (did not come out of the game), and as a precaution the Orioles recalled shortstop Manny Alexander from AAA Rochester...Cal didn't miss so much as an inning for another week.

June 6, 1993...Game 1790...Suffered a twisted right knee when his spikes caught in the infield grass during O's-Mariners melee...Though he didn't come out of the game, the knee was swollen and painful the next day...Still, he didn't even miss infield practice...He said later, "It was the closest I've come to not playing."

August 2, 1997...Game 2423...Considered leaving the game in the bottom of the 1st at Oakland with lower back pain when Athletics' Scott Brosius led off the inning with a single on a swinging bunt roller...He remained in the game and singled in his next at-bat and homered the next day as the back steadily improved.

WHAT A LONG, STRANGE TRIP

Only 18 major league players were in the big leagues when Cal's consecutive games streak began in 1982 and when it ended on September 20, 1998. Listed below are the players, the team that they were playing with when the streak began, and the number of teams they played with during Cal's streak:

Player	Team in '82	No. of teams	Player	Team in '82	No. of teams
Harold Baines	White Sox	4	Rickey Henderson	Athletics	5
Rafael Belliard	Pirates	2	Doug Jones	Brewers	7
Wade Boggs	Red Sox	3	Dennis Martinez	Orioles	5
Danny Darwin	Rangers	8	Willie McGee	Cardinals	4
Chili Davis	Giants	5	Paul Molitor	Brewers	3
Dennis Eckersley	Red Sox	5	Jesse Orosco	Mets	5
Jim Eisenreich	Twins	5	Tony Phillips	Athletics	5
Gary Gaetti	Twins	5	Tim Lincecum	Expos	3
Tony Gwynn	Padres	1	Dave Stieb	Blue Jays	2

BULLISH ON CAL

Cal's streak spanned 17 seasons. Over that time, the leading index of the New York Stock Exchange, the Dow Jones Average, rose more than 7,000 points, from 8,199.54 to 7,895.66.

THE RIPKEN MUSEUM

Located in City Hall in Aberdeen, MD, the Ripken's hometown, The Ripken Museum is the official repository of Ripken family memorabilia. The Ripken Museum officially opened December 6, 1996. In addition to being open to the public, it hosts school tours during the winter months. It is located in the center of Aberdeen and is less than five minutes from Exit 65 off Interstate 95. For more information, call (410) 273-2525 or visit their site on the web at www.2131.com.

SIGNIFICANT LINE-UPS IN CAL RIPKEN'S ORIOLES CAREER

AUGUST 10, 1981

When Ripken Made ML Debut

Orioles	Kansas City
1. Bumbry, cf	1. Wilson, lf
2. Daulton, 2b	2. McRae, dh
3. Singleton, rf	3. Brett, 3b
4. Murray, 1b	4. Alkins, 1b
5. Crowley, dh	5. Otis, cf
6. Roenicke, lf	6. Molley, rf
7. DeChesne, 3b	7. Willie, 2b
8. Dempsey, c	8. Wathen, c
9. Belanger, ss	9. Washington, ss
D. Martinez, rhp	D. Leonard, rhp

MAY 29, 1982 (Game 2)

Last Game Ripken Did Not Start or Play Before The Streak

Orioles	Toronto
1. Bumbry, cf	1. Garcia, 2b
2. Daulton, 2b	2. G. Long, 3b
3. Dwyer, 1b	3. Velez, dh
4. Singleton, dh	4. Bonnell, cf
5. Lowenstein, lf	5. Barfield, rf
6. Ford, rf	6. A. Johnson, lf
7. Dempsey, c	7. Revering, 1b
8. Rayford, 3b	8. Whitt, c
9. Bonner, ss	9. Griffin, ss
S. McGregor, rhp	J. Clancy, rhp

MAY 30, 1982

The Beginning of Ripken's Consecutive Games Streak

Orioles	Toronto
1. Bumbry, cf	1. Garcia, 2b
2. Daulton, 2b	2. Mullinix, 3b
3. Lowenstein, lf	3. Upshaw, 1b
4. Singleton, dh	4. Revering, d
5. Crowley, 1b	5. Bonnell, lf
6. Ford, rf	6. Powell, rf
7. Dempsey, c	7. Whitt, c
8. Ripken, 3b	8. Mosby, cf
9. Sakata, ss	9. Griffin, ss
J. Palmer, rhp	J. Gott, rhp

SEPTEMBER 6, 1995

The Night Cal Broke Gehrig's Record

Orioles	Angels
1. Anderson, cf	1. Phillips, 3b
2. Alexander, 2b	2. Edmonds, cf
3. Palmeiro, 1b	3. Salinas, rf
4. Bonilla, rf	4. Davis, dh
5. Ripken, ss	5. Snow, 1b
6. Baines, dh	6. Anderson, lf
7. Holmes, c	7. Hudler, 2b
8. Huston, 3b	8. Fabregas, c
9. Smith, lf	9. Easley, ss
M. Mussina, rhp	S. Boskie, rhp

JUNE 14, 1996

The Night Cal Broke Sachio Kinugasa's World Record of 2,215 Consecutive Games

Orioles	Royals
1. Anderson, cf	1. Damon, lf
2. Poonia, dh	2. Gooden, cf
3. Alomar, 2b	3. Lockhart, 2b
4. Palmeiro, 1b	4. Paquette, lf
5. Bonilla, rf	5. Macfarlane, c
6. C. Ripken, ss	6. Hamelin, dh
7. Surhoff, 3b	7. Offerman, 3b
8. Devereaux, lf	8. Randa, 3b
9. Holes, c	9. Howard, ss
M. Mussina, rhp	M. Gubicza, rhp

JULY 15, 1996

The Night Cal Started at Third Base; First Time Since 6/30/82

Orioles	Blue Jays
1. Anderson, cf	1. Nixon, cf
2. B. Ripken, 2b	2. Pinez, 2b
3. C. Ripken, 3b	3. Samuel, 1b
4. Palmeiro, 1b	4. Carter, dh
5. Bonilla, rf	5. Sprague, 3b
6. Surhoff, dh	6. Brumfield, rf
7. Smith, lf	7. O'Brien, c
8. Holes, c	8. Perez, lf
9. Alexander, ss	9. Gonzalez, ss
R. Kivida, rhp	H. Pienar, rhp

SEPTEMBER 19, 1998

The Last Game of Cal's Streak -- #2,632

Orioles	Yankees
1. Alomar, 2b	1. Knoblauch, 2b
2. Anderson, cf	2. Jeter, ss
3. E. Davis, lf	3. O'Neill, rf
4. Palmeiro, dh	4. Williams, cf
5. Pickering, 1b	5. Martinez, 1b
6. Ripken, 3b	6. C. Davis, dh
7. Surhoff, lf	7. Strawberry, lf
8. Holes, c	8. Brosius, 3b
9. Bordick, ss	9. Grandi, c
S. Porson, rhp	D. Cone, rhp

SEPTEMBER 20, 1998

The Night Cal Sat, Ending the Streak

Orioles	Yankees
1. Alomar, 2b	1. Knoblauch, 2b
2. Anderson, cf	2. Jeter, ss
3. Greene, rf	3. Williams, cf
4. Palmeiro, 1b	4. C. Davis, dh
5. Pickering, dh	5. Posada, c
6. Minor, 3b	6. Raines, lf
7. Surhoff, lf	7. Curtis, rf
8. Webster, c	8. Lowell, 3b
9. Bordick, ss	9. Sojo, 1b
D. Johns, rhp	O. Hernandez, rhp

YEAR	CLUB	AVG	G	AB	R	H	TB	2B	3B	HR	RBI	SH	SF	HBP	BB	IBB	SO	SB	CS	GDP	SLG	OBP
1978	Bluefield-1	284	63	239	27	63	72	7	1	0	24	1	4	2	24	0	46	1	1	-	301	331
1978	Miami	323	105	393	51	119	164	28	1	5	54	4	1	1	51	0	64	4	3	-	417	354
1979	Charlotte	180	17	61	6	11	22	0	1	3	8	1	0	0	3	0	13	1	0	-	261	219
1980	Charlotte	276	144	522	91	144	257	28	5	25	79	0	9	3	77	0	81	4	2	-	492	367
1981	Rochester	288	114	437	74	126	234	31	4	23	75	1	1	2	66	6	85	0	2	-	535	383
	BALTIMORE	128	23	39	1	5	5	0	0	0	0	0	0	0	1	0	8	0	0	4	128	150
1982	BALTIMORE	284	160	586	90	158	284	32	5	28	93	2	8	3	46	3	95	3	3	16	475	317
1983	BALTIMORE	318	162	663	121	211	343	47	2	27	102	0	5	0	58	0	97	0	4	24	517	371
1984	BALTIMORE	304	162	641	103	195	327	37	7	27	96	0	2	2	71	1	89	2	1	16	510	374
1985	BALTIMORE	282	161	642	116	181	301	32	5	26	110	0	8	1	67	1	88	2	3	32	469	347
1986	BALTIMORE	282	162	627	98	177	289	35	1	25	81	0	8	4	70	5	80	4	2	19	461	355
1987	BALTIMORE	252	162	624	97	157	272	28	3	27	98	0	11	1	81	0	77	3	5	19	436	333
1988	BALTIMORE	264	161	575	87	152	248	25	1	23	81	0	10	2	102	7	69	2	2	10	431	372
1989	BALTIMORE	257	162	646	80	166	259	30	0	21	93	0	6	3	57	5	72	3	2	22	401	317
1990	BALTIMORE	250	161	600	78	150	249	28	4	21	84	1	7	5	82	18	86	3	1	12	415	341
1991	BALTIMORE	323	162	650	99	210	368	46	5	34	114	0	9	5	53	15	46	6	1	19	560	374
1992	BALTIMORE	251	162	637	73	160	253	29	1	14	72	0	7	3	64	14	50	4	3	13	366	323
1993	BALTIMORE	257	162	641	87	165	269	26	3	24	90	0	8	6	65	19	58	1	4	17	420	329
1994	BALTIMORE	315	112	444	71	140	204	19	3	13	75	0	4	32	3	41	0	0	17	459	364	
1995	BALTIMORE	282	144	550	71	144	232	33	2	17	88	1	8	2	52	6	59	0	1	15	422	324
1996	BALTIMORE	278	163	640	94	178	286	40	1	26	102	0	4	4	59	3	78	1	2	28	466	341
1997	BALTIMORE	270	162	615	79	166	247	30	0	17	84	0	10	5	56	3	73	1	0	19	402	331
1998	BALTIMORE	271	161	601	65	163	234	27	1	14	67	1	2	4	51	0	68	0	2	9	389	331
1999	BALTIMORE	340	86	332	51	113	194	27	0	18	57	3	3	3	13	3	31	0	1	14	584	368
2000	BALTIMORE	256	83	309	43	79	140	16	0	15	56	0	4	3	23	0	37	0	0	10	453	310
Minor Lg Totals		280	446	1652	249	463	746	94	12	58	239	7	15	9	211	6	289	10	8	-	453	358
BALTIMORE Totals		277	2873	11074	1804	3070	4956	587	44	417	1627	8	118	64	1103	106	1242	36	37	335	451	343
American League		277	2873	11074	1804	3070	4956	587	44	417	1627	8	118	64	1103	106	1242	36	37	335	451	343
National League		-	-	-	-	-	-	-	-	-	-	-	-	-	-	-	-	-	-	-	-	-
ML Totals		277	2873	11074	1804	3070	4956	587	44	417	1627	8	118	64	1103	106	1242	36	37	335	451	343

1-Signed by the Orioles in the 2nd round selection of the June 1978 First Year Player Draft

DIVISION SERIES

YEAR	CLUB	AVG	G	AB	R	H	TB	2B	3B	HR	RBI	SH	SF	HBP	BB	IBB	SO	SB	CS	GDP	SLG	OBP
1996	Bat vs Cle	444	4	18	2	8	11	3	0	0	2	0	0	1	0	0	3	0	0	0	611	474
1997	Bat vs Sea	438	4	16	1	7	9	2	0	0	1	0	0	0	2	0	2	0	0	0	563	500
Totals		441	8	34	3	15	20	5	0	0	3	0	0	1	2	0	5	0	0	0	588	466

LCS

YEAR	CLUB	AVG	G	AB	R	H	TB	2B	3B	HR	RBI	SH	SF	HBP	BB	IBB	SO	SB	CS	GDP	SLG	OBP
1993	Bat vs Chi	400	4	15	5	6	10	2	0	0	1	0	0	1	2	0	3	0	0	1	333	500
1996	Bat vs NYY	250	5	20	1	5	6	1	0	0	0	0	0	0	1	0	4	0	0	0	300	266
1997	Bat vs Cle	348	6	23	3	8	13	2	0	1	3	0	0	0	4	0	8	0	0	0	565	444
Totals		328	15	58	9	19	29	5	0	1	4	0	0	1	7	0	13	0	0	1	466	409

WORLD SERIES

YEAR	CLUB	AVG	G	AB	R	H	TB	2B	3B	HR	RBI	SH	SF	HBP	BB	IBB	SO	SB	CS	GDP	SLG	OBP
1983	Bat vs Phil	167	5	18	2	3	3	0	0	0	1	0	0	0	3	0	4	0	0	0	167	266
Totals		167	5	18	2	3	3	0	0	0	1	0	0	0	3	0	4	0	0	0	167	266

ALL STAR

YEAR	CLUB	AVG	G	AB	R	H	TB	2B	3B	HR	RBI	SH	SF	HBP	BB	IBB	SO	SB	CS	GDP	SLG	OBP	
1983	AL at Chi	-	1	0	0	0	0	0	0	0	0	0	0	0	0	0	0	0	0	0	-	1,000	
1984	AL at SF	0.000	1	3	0	0	0	0	0	0	0	0	0	0	0	0	0	0	0	0	0.000	0.000	
1985	AL at Min	0.333	1	3	0	1	1	0	0	0	0	0	0	0	0	0	0	0	0	0	0.333	0.333	
1986	AL at Hou	0.000	1	4	0	0	0	0	0	0	0	0	0	0	0	0	0	2	0	0	0.000	0.000	
1987	AL at Oak	0.500	1	2	0	1	1	0	0	0	0	0	0	0	0	0	0	0	0	0	0.500	0.500	
1988	AL at Cin	0.000	1	3	0	0	0	0	0	0	0	0	0	0	0	0	0	0	0	0	0.000	0.250	
1989	AL at Cal	0.333	1	3	0	1	2	1	0	0	0	0	0	0	0	0	0	0	0	0	0.667	0.333	
1990	AL at Chi	0.000	1	2	0	0	0	0	0	0	0	0	0	0	0	0	0	0	0	0	0.000	0.000	
1991	AL at Tor	0.667	1	3	1	2	5	0	0	1	3	0	0	0	0	0	0	0	0	0	1.667	0.667	
1992	AL at SD	0.333	1	3	0	1	1	0	0	0	1	0	0	0	0	0	0	0	0	0	0.333	0.333	
1993	AL at Bal	0.000	1	3	0	0	0	0	0	0	0	0	0	0	0	0	0	1	0	0	0.000	0.000	
1994	AL at Phil	0.200	1	5	0	1	2	1	0	0	0	0	0	0	0	0	0	2	0	0	0.400	0.200	
1995	AL at Tex	0.667	1	3	0	2	2	0	0	0	0	0	0	0	0	0	0	0	0	0	0.667	0.667	
1996	AL at Phi	0.000	1	3	0	0	0	0	0	0	0	0	0	0	0	0	0	0	0	0	0.000	0.000	
1997	AL at Cle	0.500	1	2	0	1	1	0	0	0	0	0	0	0	0	0	0	0	0	0	0.500	0.500	
1998	AL at Col	0.250	1	1	1	1	2	1	0	0	2	0	0	0	0	0	0	0	0	0	1.500	0.250	
1999	AL at Bos	1.000	1	1	1	1	1	0	0	0	1	0	0	0	1	0	0	0	0	0	1.000	1.000	
2000	AL at Atl	-	-	-	-	-	-	-	-	-	-	-	-	-	-	-	-	-	-	-	-	-	
Did Not Play																							
Totals		255	17	47	3	12	24	3	0	1	7	0	0	0	1	2	0	5	0	0	1	383	300

	2000 SEASON					LIFETIME				
	AVG	AB	H	HR	RBI	AVG	AB	H	HR	RBI
Total	256	309	79	15	56	277	11074	3070	417	1627
Home	285	123	35	8	25	288	5322	1427	211	810
Away	237	186	44	7	31	286	5752	1643	206	817
Ariz	222	27	6	0	4	294	867	255	37	151
Bal	-	-	-	-	-	-	-	-	-	-
Bos	176	17	3	1	3	268	866	232	24	101
CWS	182	11	2	0	0	255	753	192	32	112
Cle	278	18	5	0	2	260	837	218	30	123
Det	143	7	1	1	3	285	831	237	34	130
KC	167	12	2	1	2	301	762	229	34	121
Min	375	16	8	0	3	308	769	237	25	118
NYN	318	22	7	4	8	266	907	241	32	108
Oak	205	39	8	2	8	245	861	211	36	111
Sea	185	27	5	1	3	301	851	256	31	122
TB	227	22	5	2	6	230	74	17	5	15
Tex	279	43	12	0	5	290	834	242	27	132
Tor	364	22	8	0	3	266	882	235	29	126
POST ASG	234	239	56	13	43	279	5906	1674	236	917
PRE ASG	307	75	23	2	13	275	936	288	181	710
vs. Left	263	95	25	2	18	285	3150	897	126	433
vs. Right	251	211	53	13	38	274	7924	2173	291	1194
as DH	289	38	11	0	6	289	38	11	0	6
as PH	-	-	-	-	-	200	5	1	0	0
Man/Pr	247	81	20	4	15	278	1458	406	51	246
May	256	78	20	6	19	263	1876	493	61	281
Jun	215	75	16	3	9	291	2017	558	75	294
July	-	-	-	-	-	283	1844	521	72	284
August	-	-	-	-	-	275	1877	516	64	262
Sept/Oct	307	75	23	2	13	268	2002	536	74	260
All	-	-	-	-	-	400	40	16	2	8
Fla	-	-	-	-	-	313	32	10	1	4
Mon	288	7	2	0	0	306	28	8	0	0
NY	273	11	3	2	3	278	36	10	4	6
Phi	500	8	4	1	3	420	55	22	3	6



Full Name: Luis Guitierrez Rivera
Born: June 21, 1978
Opening Day Age: 22
Height: 6'3" **Weight:** 163
Bats: R **Throws:** R
Birthplace/Residence: Born and resides in Chihuahua, Mexico
Contract Status: Signed thru 2001
M.L. Service: 52 days
Acquired: July 31, 2000; from the Atlanta Braves along with OF
 Trinidad Hubbard and CA Fernando Lunar in exchange for OF B.J.
 Surhoff and RHP Gabe Molina

2000

- Was acquired from the Atlanta Braves on July 31 along with CA Fernando Lunar and OF Trinidad Hubbard in exchange for OF B.J. Surhoff and RHP Gabe Molina.
- Was recalled from AAA Rochester at conclusion of International League season on September 5 and made his Orioles debut September 20 vs. Oakland, pitching 0.2 inning, allowing a hit and a walk.
- Began the season with Atlanta and appeared in 5 games in relief, going 1-0 with a 1.35 ERA before being optioned to AAA Richmond on April 27.
- Had not pitched above Class A ball in 4 pro seasons prior to 2000...Made his major league debut on April 4 with a scoreless inning in relief vs. Colorado.
- Earned his first major league victory on April 18 vs. Philadelphia with 2.2 innings of 1-hit relief, his longest outing of the year.
- Pitched in 8 games, including 7 starts, for Richmond before being sidelined with tendinitis in his right shoulder...Made 3 rehab starts in Gulf Coast League before being traded to the Orioles.
- Was brought along slowly following trade, making 3 starts at Rochester...Combined to go 0-3 with a 6.03 ERA in 14 minor league appearances between the two organizations (34.1IP, 42H, 25R/23ER, 24BB, 18K).
- Was rated as 5th best prospect in Braves organization by *Baseball America* entering the season and 5th best prospect in O's organization at season's end.
- Spent three weeks at Orioles' Fall Instructional League camp in Lakeland, FL, following the season before going to pitch in the Mexican League...With Culiacan, went 2-4 with a 4.36 ERA, with 31 strikeouts in 31 innings pitched.

PRO CAREER

1999: Divided time between bullpen and starting rotation while spending season at Class A Myrtle Beach...Made 13 starts and 12 relief appearances...Was sidelined 4/17-5/13 with a blister problem on right index finger...In his return to action, May 14 vs. Kinston, pitched 2.0 scoreless innings, striking out 5 of the 7 hitters he faced...Compiled a 2.55 ERA over 15 relief appearances, 5/14-7/23 (24.2IP/7ER)...Struck out 8 batters over 4.0 IP, including 6 in a row between the 1st and 3rd innings, in a no-decision vs. Frederick on 8/22...Worked 4.0 hitless innings in his next start, a no-decision vs. Winston-Salem on 8/26, while striking out 7...Won a pair of 6 inning starts in Carolina League playoffs and did not allow an earned run while striking out 23...Named the Braves' No. 5 prospect by *Baseball America*.

1998: Spent entire year with Class A Macon...Lost 4 straight decisions, 4/11-6/25 despite recording 39 strikeouts in 28.2 innings...Was sidelined off and on for 6 weeks by back spasms, but was healthy over final 2 months of campaign, going 4-1 with 70 K in 54.0 IP...Held opposing batters on road to a .184 BA...Notched 11 Ks in an 8-5 win vs. Columbus on 7/5...Averaged less than 5.0 innings per start due to pitch count limitations.

1997: Solid performance at Rookie level Danville included 57 K in 41.0 IP in 9 starts...Allowed only 45 baserunners in 41.0IP...In final start of season on 8/4 fired 6.0 scoreless innings (3H, 1BB, 9K) in a 5-0 win vs. Bluefield...Finished 13.0 innings shy of qualifying for 4th place in ERA in Appalachian League...Promoted to Class A Macon and had a 1.29 ERA in 4 starts (27K in 21.0 IP)...Fanned 8 over 4.0 innings of scoreless ball at Columbus in 8/18.

1996: Made 8 appearances for Gulf Coast League Braves...Struck out 26 in 24.1IP.

1995: Pitched in Mexican Summer League.

PERSONAL/MISCELLANEOUS

Single...Is a 1996 graduate of Sistema Preparatoria Abierta High School in Toluca, Mexico...Was originally signed by Braves scout Bill Clark...Hobbies include basketball.

YEAR	CLUB	W	L	ERA	G	GS	CG	SHO	SV	IP	H	R	ER	HR	HB	BB	IBB	SO	WP	BK
1996	Gulf Coast-1	1	1	2.59	8	6	0	0	0	24.1	18	9	7	0	1	7	1	26	5	0
1997	Danville	3	1	2.41	9	9	0	0	0	41.0	28	15	11	2	1	17	0	57	5	0
	Macon	2	0	1.29	4	4	0	0	0	21.0	13	4	3	1	1	7	0	27	2	0
1998	Macon	5	5	3.98	20	20	0	0	0	92.2	78	53	41	8	6	41	0	118	8	2
1999	Myrtle Beach	0	2	3.11	25	16	0	0	0	69.2	45	25	23	3	1	23	0	81	7	0
2000	Gulf Coast	0	0	0.00	3	3	0	0	0	4.0	2	0	0	0	0	1	0	2	1	0
	Richmond	0	2	8.06	6	7	0	0	0	22.1	29	20	20	3	1	18	0	12	1	4
	Rochester-2	0	1	3.38	3	3	0	0	0	8.0	11	5	3	0	1	5	0	4	2	0
	ATLANTA	1	0	1.35	5	0	0	0	0	6.2	4	1	1	0	0	5	1	5	0	0
	BALTIMORE	0	0	0.00	1	0	0	0	0	0.2	1	0	0	0	0	1	0	0	0	0
Minor Lg. Totals		11	12	3.47	80	68	0	0	0	280.0	224	131	108	17	12	119	1	327	31	6
BALTIMORE Totals		0	0	0.00	1	0	0	0	0	0.2	1	0	0	0	0	1	0	0	0	0
American League		0	0	0.00	1	0	0	0	0	0.2	1	0	0	0	0	1	0	0	0	0
National League		1	0	1.35	5	0	0	0	0	6.2	4	1	1	0	0	5	1	5	0	0
ML Totals		1	0	1.23	6	0	0	0	0	7.1	5	1	1	0	0	6	1	5	0	0

1-Signed by Atlanta as a non-drafted free agent on February 18, 1996

2-Acquired from Atlanta along with OF Trinidad Hubbard and CA Fernando Lunar in exchange for OF B.J. Surhoff and RHP Gabe Molina on July 31, 2000

	2000 SEASON									LIFETIME								
	ERA	W-L	SHO	G	IP	H	ER	HR		ERA	W-L	SHO	G	IP	H	ER	HR	
Total	1.23	1-0	0	6	7.1	5	1	0		1.23	1-0	0	6	7.1	5	1	0	
Home	1.29	1-0	0	5	7.0	4	1	0		1.29	1-0	0	5	7.0	4	1	0	
Away	0.00	0-0	0	1	0.1	1	0	0		0.00	0-0	0	1	0.1	1	0	0	
Ana	-	-	-	-	-	-	-	-		-	-	-	-	-	-	-	-	
Bal	-	-	-	-	-	-	-	-		-	-	-	-	-	-	-	-	
Bos	-	-	-	-	-	-	-	-		-	-	-	-	-	-	-	-	
CWS	-	-	-	-	-	-	-	-		-	-	-	-	-	-	-	-	
Cle	-	-	-	-	-	-	-	-		-	-	-	-	-	-	-	-	
Det	-	-	-	-	-	-	-	-		-	-	-	-	-	-	-	-	
KC	-	-	-	-	-	-	-	-		-	-	-	-	-	-	-	-	
Min	-	-	-	-	-	-	-	-		-	-	-	-	-	-	-	-	
NYK	-	-	-	-	-	-	-	-		-	-	-	-	-	-	-	-	
Oak	0.00	0-0	0	1	0.2	1	0	0		0.00	0-0	0	1	0.2	1	0	0	
Sea	-	-	-	-	-	-	-	-		-	-	-	-	-	-	-	-	
TB	-	-	-	-	-	-	-	-		-	-	-	-	-	-	-	-	
Tex	-	-	-	-	-	-	-	-		-	-	-	-	-	-	-	-	
Tor	-	-	-	-	-	-	-	-		-	-	-	-	-	-	-	-	
PRE ASG	1.35	1-0	0	5	6.2	4	1	0		1.35	1-0	0	5	6.2	4	1	0	
POST ASG	0.00	0-0	0	0	0.2	1	0	0		0.00	0-0	0	0	0.2	1	0	0	
Mar/Apr	1.35	1-0	0	5	6.2	4	1	0		1.35	1-0	0	5	6.2	4	1	0	
May	-	-	-	-	-	-	-	-		-	-	-	-	-	-	-	-	
June	-	-	-	-	-	-	-	-		-	-	-	-	-	-	-	-	
July	-	-	-	-	-	-	-	-		-	-	-	-	-	-	-	-	
August	-	-	-	-	-	-	-	-		-	-	-	-	-	-	-	-	
Sept/Oct	0.00	0-0	0	1	0.2	1	0	0		0.00	0-0	0	1	0.2	1	0	0	
Ad	-	-	-	-	-	-	-	-		-	-	-	-	-	-	-	-	
Fla	-	-	-	-	-	-	-	-		-	-	-	-	-	-	-	-	
Mon	-	-	-	-	-	-	-	-		-	-	-	-	-	-	-	-	
NYM	-	-	-	-	-	-	-	-		-	-	-	-	-	-	-	-	
Pit	0.00	1-0	0	1	2.2	1	0	0		0.00	1-0	0	1	2.2	1	0	0	

LIFETIME BY BALLPARK

YEAR	CLUB	W	L	S	ERA	G	IP	H	ER	HR
2000	Orlando	0	0	0	0.00	1	0.2	1	0	0
NATIONAL LEAGUE										
Turner Field		1	0	0	1.42	4	6.1	3	1	0

FIELDING

P	PCT	G	PO	A	E	DP
2000	1.000	6	0	1	0	0
Career	1.000	6	0	1	0	0

BATTING RECORD

YEAR	CLUB	AVG	AB	R	H	TS	2B	3B	HR	RBI	SH	SF	HBP	BB	IBB	SO	SB	CS	GDP	SLG	OBP
2000 Totals		-	-	-	-	-	-	-	-	-	-	-	-	-	-	-	-	-	-	-	-
Career Totals		-	-	-	-	-	-	-	-	-	-	-	-	-	-	-	-	-	-	-	-
Post Season Totals		-	-	-	-	-	-	-	-	-	-	-	-	-	-	-	-	-	-	-	-



Full Name: Brian M. Roberts
Born: October 9, 1977
Opening Day Age: 23
Height: 6'9" **Weight:** 170
Bats: S **Throws:** R
Birthplace/Residence: Born in Durham, NC...Resides in Chapel Hill, NC
Contract Status: Signed through 2001
M.L. Service: None
Acquired: Orioles 7th selection (sandwich pick between 1st and 2nd rounds) in 1999 First Year Player Draft, 50th selection overall...Draft choice was acquired as compensation from Cleveland for free agent signing of 2B Roberto Alomar

2000

- Spent majority of the season at Class A Frederick, batting .301 in 48 games.
- Played the first four games of the season with the Keys and had surgery on April 25 to remove bone chips from his right elbow...Was sidelined until early July, when he went on rehab assignment with the Rookie League Gulf Coast affiliate, batting .310 in 9 games.
- Had 3 hits and 2 stolen bases in his return to the Keys on July 14...Had three other 3-hit games on the season.
- Hit safely in 21 of 27 games in August, batting .326 (31-95) with 13 RBI and 21 walks...Reached base safely in 18 of his final 21 games of the year.
- Named organization's 10th best prospect by *Baseball America* following the season.

PRO CAREER

1999: Played 47 games for Delmarva and was tied for 4th on the team with 17 stolen bases...Hit just .182 in his first 14 games, but batted .260 with 10 extra-base hits over his final 33 games...Hit safely in 11 of 15 games, 8/15-31...Stole 3 bases vs. Augusta on 8/22...Had 6 multi-hit games in August.

PERSONAL/MISCELLANEOUS

Single...Attended the University of South Carolina, where he was named second team All-American by *Baseball America* in 1999, batting .353 with 12 HR, 36 RBI and a NCAA-leading 67 stolen bases...Also led the nation in stolen bases with 63 in 1998 and finished his college career 5th all-time in the NCAA with 177 steals...Was rated by *Baseball America* as the top defensive college player in the country...Was named the nation's Freshman of the Year in 1997 at the University of North Carolina, batting .427 with 8 HR and 44 RBI, and breaking Tar Heel records for average, hits (102), doubles (24) and stolen bases (47)...Is the son of former UNC-Chapel Hill and current Florida Southern Athletic Director, Mike Roberts.

YEAR	CLUB	AVG	G	AB	R	H	TS	2B	3B	HR	RBI	SH	SF	HBP	BB	IBB	SO	SB	CS	GDP	SLG	OBP
1999	Delmarva-1	.240	47	167	22	40	54	12	1	0	21	5	1	1	27	0	42	17	5	0	.323	.347
2000	Gulf Coast	.310	9	29	8	9	17	1	2	1	3	0	1	0	7	0	4	7	1	0	.580	.432
	Frederick	.301	48	163	27	49	61	6	3	0	18	7	0	1	27	1	24	13	10	4	.374	.403
	Minor Lg. Totals	.273	104	359	57	98	132	19	6	1	40	12	2	2	61	1	70	37	16	4	.368	.309
	BALTIMORE Totals	-	-	-	-	-	-	-	-	-	-	-	-	-	-	-	-	-	-	-	-	-
	American League	-	-	-	-	-	-	-	-	-	-	-	-	-	-	-	-	-	-	-	-	-
	National League	-	-	-	-	-	-	-	-	-	-	-	-	-	-	-	-	-	-	-	-	-
	ML Totals	-	-	-	-	-	-	-	-	-	-	-	-	-	-	-	-	-	-	-	-	-

1-Selected by the Orioles between the 1st and 2nd rounds (sandwich selection) of the 1999 First Year Player Draft

2000: Was named 10th best prospect by *Baseball America* following the season. Was named 10th best prospect by *Baseball America* following the season. Was named 10th best prospect by *Baseball America* following the season.

PERSONAL/MISCELLANEOUS

Single...Is a 1999 graduate of Richetta Prep...Was named 10th best prospect by *Baseball America* following the season. Was named 10th best prospect by *Baseball America* following the season.



Full Name: Willis Augusto Roberts
Born: June 19, 1975
Opening Day Age: 25
Height: 6'3" **Weight:** 175
Bats: R **Throws:** R
Birthplace/Residence: Born and resides in San Cristobal, Dominican Republic
Contract Status: Signed through 2001
M.L. Service: 5 days
Acquired: November 15, 2000; signed by the Orioles as a six-year minor league free agent

2000

- Was claimed off waivers by the Reds on February 1 and went to spring training as a non-roster invitee before being sent to AA Chattanooga.
- Went 4-0 in 5 starts at Chattanooga before being sent to AAA Louisville...His 5.66 ERA at Louisville was 14th highest among qualifying AAA pitchers (112 or more IP).
- Combined to go 11-8 with a 5.12 ERA in 30 games, including 25 starts between the two teams...Pitched a career-high 156.1 innings, allowing 171 H, 92 R/89 ER and 68 BB with 94 K.
- Pitched in Dominican Winter League following season...With Estrellas, went 6-1 with 1.66 ERA (48.2 IP, 37 H, 9 ER, 14 BB, 31 K).

PRO CAREER

1999: Made his only Major League appearance on 7/2 at Minnesota...Spent 5 days in the big leagues...Made 12 starts and 19 relief appearances at AAA Toledo...Was the starter in each of his last 10 appearances.

1998: Combined to go 6-4, 3.86 in 2 starts and 49 relief appearances at AA Jacksonville and AAA Toledo...Made his AAA debut on 5/22 at Buffalo.

1997: Pitched at Jacksonville led the Southern League in losses...Ranked third on the staff in starts and innings pitched...Was tied for second on the club in complete games.

1996: Ranked eighth in the Florida State League in ERA while pitching at Class A Lakeland...Spent the last month of the season on the disabled list with a strained right elbow...Was named the Tigers' fourth-best prospect by *Baseball America*.

1995: Tied for 8th in South Atlantic League with 15 wild pitches...His 2.70 ERA would have been the Sally's 8th best if he had enough innings to qualify.

1994: Was on the disabled list 7/14-8/1 with a broken finger on his right hand...Pitched sparingly before and after in 2nd season at Bristol.

1993: Led Rookie League Bristol with a 1.38 ERA in 10 games.

1992: Pitched for Tigers team in Dominican Summer League...Went 0-6 with an 8.23 ERA in 12 games, including 7 starts (35.0 IP, 43 H, 49 R/32 ER, 46 BB, 17 K).

PERSONAL/MISCELLANEOUS

Originally signed as a non-drafted free agent by Detroit in 1992.

YEAR	CLUB	W	L	ERA	G	GS	CG	SHO	SV	IP	H	R	ER	HR	HB	BB	IBB	SO	WP	BK
1993	Bristol-1	2	3	1.38	10	2	0	0	1	26.0	24	16	4	0	1	11	0	23	2	0
1994	Bristol	1	2	3.92	4	4	0	0	0	20.2	9	9	9	1	2	8	0	17	2	0
1995	Fayetteville	6	3	2.70	17	15	0	0	0	80.0	72	33	24	2	6	40	0	52	15	3
1996	Lakeland	9	7	2.89	23	22	2	0	0	149.1	133	60	48	5	9	69	0	105	13	3
1997	Jacksonville	6	15	6.28	26	26	2	0	0	149.0	181	120	104	18	6	64	0	86	6	6
1998	Jacksonville	3	1	2.19	12	2	0	0	0	24.2	21	10	6	0	3	10	1	15	1	0
	Toledo	3	3	4.61	39	0	0	0	2	54.2	63	33	28	4	2	28	2	40	4	1
1999	Toledo	5	8	6.26	31	12	2	0	0	92.0	112	68	64	10	3	59	3	52	5	4
	DETROIT	0	0	13.50	1	0	0	0	0	1.1	3	4	2	0	1	0	0	0	0	0
2000	Chattanooga-2	4	0	3.06	5	5	0	0	0	32.1	33	12	11	0	2	13	1	28	0	0
	Louisville	7	8	5.96	25	20	2	1	0	124.0	138	80	79	19	6	55	0	66	3	1
	Minor Lg. Totals	46	50	4.50	192	108	8	1	3	752.2	786	441	376	59	40	357	7	484	51	18
	BALTIMORE Totals	-	-	-	-	-	-	-	-	-	-	-	-	-	-	-	-	-	-	-
	American League	0	0	13.50	1	0	0	0	0	1.1	3	4	2	0	1	0	0	0	0	0
	National League	-	-	-	-	-	-	-	-	-	-	-	-	-	-	-	-	-	-	-
	ML Totals	0	0	13.50	1	0	0	0	0	1.1	3	4	2	0	1	0	0	0	0	0

1-Signed by Detroit as a non-drafted free agent on February 18, 1992

2-Came off waivers by Cincinnati on February 1, 2000

	2000 SEASON										LIFETIME									
	ERA	W-L	SHO	G	IP	H	ER	HR	ERA	W-L	SHO	G	IP	H	ER	HR	ERA	W-L	SHO	G
Total	-	-	-	-	-	-	-	-	13.50	0-0	0	1	1.1	3	2	0	-	-	-	-
Home	-	-	-	-	-	-	-	-	-	-	-	-	-	-	-	-	-	-	-	-
Away	-	-	-	-	-	-	-	-	13.50	0-0	0	1	1.1	3	2	0	-	-	-	-
Ana	-	-	-	-	-	-	-	-	-	-	-	-	-	-	-	-	-	-	-	-
Bal	-	-	-	-	-	-	-	-	-	-	-	-	-	-	-	-	-	-	-	-
Bos	-	-	-	-	-	-	-	-	-	-	-	-	-	-	-	-	-	-	-	-
CWS	-	-	-	-	-	-	-	-	-	-	-	-	-	-	-	-	-	-	-	-
Cle	-	-	-	-	-	-	-	-	-	-	-	-	-	-	-	-	-	-	-	-
Det	-	-	-	-	-	-	-	-	-	-	-	-	-	-	-	-	-	-	-	-
KC	-	-	-	-	-	-	-	-	-	-	-	-	-	-	-	-	-	-	-	-
Mil	-	-	-	-	-	-	-	-	13.50	0-0	0	1	1.1	3	2	0	-	-	-	-
NY	-	-	-	-	-	-	-	-	-	-	-	-	-	-	-	-	-	-	-	-
Oak	-	-	-	-	-	-	-	-	-	-	-	-	-	-	-	-	-	-	-	-
Sea	-	-	-	-	-	-	-	-	-	-	-	-	-	-	-	-	-	-	-	-
TB	-	-	-	-	-	-	-	-	-	-	-	-	-	-	-	-	-	-	-	-
Tex	-	-	-	-	-	-	-	-	-	-	-	-	-	-	-	-	-	-	-	-
Tor	-	-	-	-	-	-	-	-	-	-	-	-	-	-	-	-	-	-	-	-
PRI ASG	-	-	-	-	-	-	-	-	13.50	0-0	0	1	1.1	3	2	0	-	-	-	-
POST ASG	-	-	-	-	-	-	-	-	-	-	-	-	-	-	-	-	-	-	-	-
Mar/Apr	-	-	-	-	-	-	-	-	-	-	-	-	-	-	-	-	-	-	-	-
May	-	-	-	-	-	-	-	-	-	-	-	-	-	-	-	-	-	-	-	-
June	-	-	-	-	-	-	-	-	-	-	-	-	-	-	-	-	-	-	-	-
July	-	-	-	-	-	-	-	-	13.50	0-0	0	1	1.1	3	2	0	-	-	-	-
August	-	-	-	-	-	-	-	-	-	-	-	-	-	-	-	-	-	-	-	-
Sept/Oct	-	-	-	-	-	-	-	-	-	-	-	-	-	-	-	-	-	-	-	-
Atl	-	-	-	-	-	-	-	-	-	-	-	-	-	-	-	-	-	-	-	-
Fla	-	-	-	-	-	-	-	-	-	-	-	-	-	-	-	-	-	-	-	-
Mon	-	-	-	-	-	-	-	-	-	-	-	-	-	-	-	-	-	-	-	-
NY	-	-	-	-	-	-	-	-	-	-	-	-	-	-	-	-	-	-	-	-
Phi	-	-	-	-	-	-	-	-	-	-	-	-	-	-	-	-	-	-	-	-

LIFETIME BY BALLPARK

WILLIS ROBERTS	W	L	SV	ERA	G	IP	H	ER	HR
Met/come	0	0	0	13.50	1	1.1	3	2	0

FIELDING

P	PCT	G	PO	A	E	DP
1999	.500	1	0	1	1	0
Career	.500	1	0	1	1	0

BATTING RECORD

YEAR CLUB	AVG	AB	R	H	TB	2B	3B	HR	RBI	SH	SF	HBP	BB	IBB	SO	SB	CS	GDP	SLG	OBP
2000 Totals	-	-	-	-	-	-	-	-	-	-	-	-	-	-	-	-	-	-	-	-
Career Totals	-	-	-	-	-	-	-	-	-	-	-	-	-	-	-	-	-	-	-	-
Post Season Totals	-	-	-	-	-	-	-	-	-	-	-	-	-	-	-	-	-	-	-	-

81 EDDIE ROGERS

SHORTSTOP—NON-ROSTER INVITEE



Full Name: Edward A. Rogers
Born: August 10, 1981
Opening Day Age: 19
Height: 6'1" **Weight:** 150
Bats: R **Throws:** R
Birthplace/Residence: Born and resides in San Pedro de Macoris, Dominican Republic
Contract Status: Signed through 2001
M.L. Service: None
Acquired: November 1, 1997; signed by the Orioles as a non-drafted free agent

2000

- Combined to bat .276 (105-381) between Class A Delmarva and AA Bowie after beginning season on the disabled list with a left thumb sprain.
- Batted .414 (24-58) in 13-game stretch, April 29-May 17...Stole bases in 4 consecutive games in which he played, May 5-13.

- Went 0-for-21 with 8 strikeouts over 5 games, May 18-23.
- Promoted to Bowie on June 2 and became youngest player in Baysox franchise history.
- Hit safely in first four and last five games he played with the Baysox...Went hitless in the four games in between...Did not commit an error in his 13 total games at Bowie.
- Went on disabled list August 8 with an intercoastal rib strain and missed the remainder of the season.
- Was named by *Baseball America* as the No. 3 prospect in Orioles organization while completing just his 3rd pro season.
- Spent three weeks at Orioles' Fall Instructional League camp in Lakeland, FL, following the season.

PRO CAREER

1999: Led Rookie-level Gulf Coast League Orioles in hits (51), walks (23) and stolen bases (20) and was 2nd in runs (34), games (53) and at bats (177)...Had an 11-game hitting streak, 7/5-7/15, batting .436 (17-39)...Began season with San Pedro Orioles in Dominican Summer League and led team with a .447 average (17-38) and 3 home runs...Had 3 doubles and a .789 slugging percentage.
 1998: Played for Orioles team in Dominican Summer League...Batted .289 (56-184) and scored 33 runs in 58 games.

PERSONAL/MISCELLANEOUS

Signed by Orioles scout Carlos Bernhardt...His brother, Omar, is an infielder in the Orioles minor league system.

YEAR CLUB	AVG	G	AB	R	H	TB	2B	3B	HR	RBI	SH	SF	HBP	BB	IBB	SO	SB	CS	GDP	SLG	OBP
1999	-	-	-	-	-	-	-	-	-	-	-	-	-	-	-	-	-	-	-	-	-
1999 Gulf Coast	.286	53	177	34	51	81	5	1	1	19	4	2	4	23	0	22	20	3	2	.345	.379
2000 Delmarva	.274	80	332	46	91	130	14	5	5	42	10	3	0	22	0	63	27	6	3	.382	.317
Bowie	.288	13	49	4	14	20	3	0	1	8	0	1	0	3	0	15	1	1	0	.408	.321
Minor Lg Totals	.282	146	558	84	156	211	22	6	7	69	14	6	4	48	0	100	48	10	5	.378	.338
BALTIMORE Totals	-	-	-	-	-	-	-	-	-	-	-	-	-	-	-	-	-	-	-	-	-
American League	-	-	-	-	-	-	-	-	-	-	-	-	-	-	-	-	-	-	-	-	-
National League	-	-	-	-	-	-	-	-	-	-	-	-	-	-	-	-	-	-	-	-	-
M.L. Totals	-	-	-	-	-	-	-	-	-	-	-	-	-	-	-	-	-	-	-	-	-

1-Signed by the Orioles as a non-drafted free agent on November 1, 1997

52 B.J. RYAN

LHP



Full Name: Robert Victor Ryan, Jr.
Born: December 28, 1975
Opening Day Age: 25
Height: 6'6" **Weight:** 230
Bats: L **Throws:** L
Birthplace/Residence: Born in Bossier City, LA...Resides in Benton, LA (Shreveport area)
Contract Status: Signed through 2001
M.L. Service: 1 year, 3 days
Acquired: July 31, 1999; from Cincinnati Reds along with RHP Jacobo Sequea in exchange for RHP Juan Guzman

GAME HIGHS & STREAKS

LONGEST RELIEF OUTING: 3.2 innings, October 3, 1999 vs. Boston...**STRIKEOUT HIGH:** 5, October 3, 1999 vs. Boston...**WALK HIGH:** 4, twice, most recently May 14, 2000 vs. Boston



Full Name: David Vincent Segui
Born: July 19, 1966
Opening Day Age: 34
Height: 6'1" **Weight:** 202
Bats: S **Throws:** L
Birthplace/Residence: Born and resides in Kansas City, KS
Contract Status: Signed through 2004
M.L. Service: 10 years, 39 days
Acquired: December 20, 2000; signed as a free agent to a four-year contract through 2004

GAME HIGHS, STREAKS & SLAMS

HITS: 4, eight times, most recently June 25, 2000 vs. Tampa Bay. **RUNS:** 4, twice, most recently July 17, 1998 vs. Kansas City. **DOUBLES:** 3, May 8, 1998 vs. Toronto. **TRIPLES:** 1, 14 times, most recently July 12, 2000 at Arizona. **HRS:** 2, three times, most recently July 1, 1998 vs. Colorado. **RBI:** 6, April 28, 1996 at Colorado. **WALKS:** 3, four times, most recently August 19, 1997 vs. San Francisco. **SB:** 1, 15 times, most recently April 17, 1999 at Anaheim. **HITTING STREAK:** 18 games, July 20 - August 8, 1995. **GRAND SLAMS:** 6, September 5, 1995 at San Francisco off Jose Bautista; April 21, 1996 vs. Pittsburgh off Jason Christensen; April 28, 1996 at Colorado off Mike Munoz; June 19, 1996 vs. Oakland off Blake Stein; July 30, 2000 at Baltimore off John Parrish; September 15, 2000 at New York off Jason Grimsley.

2000

- Set career highs with .334 batting average and 103 RBI...Had 192 hits, 42 doubles and 93 runs scored while splitting season between Texas and Cleveland.
- Finished 6th in American League in batting, 8th in hits, tied for 10th in doubles and 7th with 58 multi-hit games...His .429 batting average in day games led the majors and his .344 average off right-handers was 4th in the American League.
- Did not commit an error in 617 chances in 73 games at first base, stretching his errorless streak at the position to 74 games dating to 8/7/99.
- Appeared in his 1,000th game at first base on July 16 at San Francisco to qualify as the all-time fielding percentage leader at that position...Finished the season as the all-time leader with a .996053 mark (8616 total chances, 34 errors).
- Was traded from Rangers to Indians on July 28...Was traded from Toronto to Texas in spring training on March 16 in 3-team deal with Montreal, with 1B Lee Stevens going from Rangers to Expos and IF Brad Fullmer from Expos to Blue Jays.
- Split time between DH and first base with Texas, and also played in right field for Cleveland...Overall, started 71 games at first, 67 games at DH and 7 games in right field.
- Batted .400 (8-20) with the bases loaded and owns a career mark of .370 (44-119) with 6 homers and 121 RBI with sacks full.
- Had a pair of 13-game hitting streaks, one each with Texas and Cleveland...Did it with Rangers from April 25-May 10 and with Indians from August 8-24.
- Hit his 5th career grand slam in his first game with Indians after the trade from Texas, July 29 at Camden Yards, off the O's John Parrish...Hit his 6th career slam on September 15 at New York off Yankees' Jason Grimsley.
- Batted .325 or higher his entire time with Texas...Finished April 2nd in the AL in batting at .391 and was hitting .387 (48-124) in 32 games through May 10.
- Hit safely in 45 of 57 games with Cleveland...Finished 3rd on Texas team with 29 doubles despite not playing playing there for final 2 months of season.
- Hit .465 (40-86) on the first pitch...Finished 8th in the AL with 20 GDPs.
- Had arthroscopic surgery on his left knee (patella tendinitis) and left foot (non-union of his 2nd toe) on October 5 in Cleveland...Surgery was performed by Indians team physician Dr. Louis Keppler.

PRO CAREER

1999: Split the season between the Seattle Mariners and Toronto Blue Jays and hit a combined .298 with 27 doubles, 14 home runs and 52 RBI...Opened the season with Seattle and appeared in 90 games and hit .293 with 9 home runs and 39 RBI...Hit in 15 straight games from 5/10 to 5/29...In June hit .356 with 2 home runs and 9 RBI...Hit in 19 of 22 games in July and posted a .287 average with a home run and 9 RBI...Traded to Toronto on 7/28 in exchange for LHP Steve Sindair and RHP Tom Davey...On 7/30 served one-game suspension for his part in the Mariners-Dodgers fight on 7/11...Made his Blue Jays debut on 7/31 vs Detroit...Appeared in 31 games for Toronto and hit .316 with 5 home runs and 13

RBI...Collected career hit No. 1000 on 8/1 vs. Detroit off C.J. Nitkowski...On 8/7 at Texas was hit on the right hand while fielding a ball off the bat of Mark McLemore...Left game after suffering a non-displaced fracture of the 5th metacarpal bone...Placed on the 15-day disabled list on 8/10...Upon return had just one at bat from the right side of the plate...Hit his 100th career home run on 9/10 against Detroit's Erik Hijus...After the stay on the DL, hit .301 (22-73) with 4 home runs and 10 RBI...Became 32nd player to appear for both Montreal and Toronto...With Toronto hit .333 with runners in scoring position.

1998: Played Gold Glove-caliber defense and set career-highs in numerous of offensive categories despite struggling through final 2 months of season with knee injury...Led ML first baseman with .999 fielding percentage (one error in 1162 total chances), establishing a new Mariners club mark...Set career highs in at-bats, runs, hits, doubles and RBI...Became 3rd Mariner to HR from each side of plate 4/1 vs. Cleveland...Named AL Player of the Week for 3/31-4/5...Finished April with a team-high .374 average...Hit 4th career grand slam on 6/19 vs. Oakland and equaled season high with 5 RBI...Had 4th career 2-HR game on 7/1 vs. Colorado, his 3rd 2-HR game of '98...Hit HR #15 at Texas on 7/5; blast reached second deck in RF (29th all-time to second deck at The Ballpark)...Matched career-high with 4 hits on 7/17 vs. KC...Also had 4 hits on 8/2 at Baltimore (6th career 4-hit game)...Right knee locked during rain delay August 6 at Detroit and limited him for remainder of season...Homered in both games of a double-header September 11 at Kansas City...Had a pinch-hit, game-winning RBI double September 18 at Anaheim in the 12th inning; knock was just the third pinch-hit by a Mariners lefty...Hit .308 with the bases loaded...Underwent arthroscopic surgery to repair a torn meniscus in right knee on October 6; surgery was performed by Mariners team physician Dr. Larry Pedegana.

1997: Despite being limited to 125 games, set new career high in homers, while tying his (then) career marks in RBI and hits...Hit .352 in April...Tied his career-high with 4 hits on 5/16 vs. San Francisco...Had 2 hits in the 6th inning on 5/17...Missed 7 games 5/26-6/2 with tendinitis in his left knee...Was on the disabled list 6/4-6/20 after undergoing arthroscopic surgery on his left knee to repair torn cartilage on 6/4...Surgery was performed by Dr. Larry Coughlin...Hit his career-high 21st HR on 9/26 in Montreal...Was tied for 6th in National League in intentional walks with 12...Was 2nd among NL first baseman in fielding percentage at .995 (6 errors in 1,129 chances).

1996: Got off to a great start and was named NL Player of the Week for 4/15-4/21 after hitting .500 (13-26)...Hit first of 2 grand slams on the season on 4/21 vs. Pittsburgh off Jason Christensen...Hit a grand slam and drove in a career-best 6 RBI on 4/28 at Colorado...Finished April with a .386 average, 4 home runs and 22 RBI...Missed 5 game with tendinitis in his left wrist, 5/20-5/27...Became first player to hit the Olympic Stadium roof in fair territory in the outfield off Donovan Osborne of the Cardinals on 6/23...Went on DL 7/4-8/16 after breaking his thumb on a pick-off throw from Ugueth Urbina...Had his first career 2-homer game on 9/3 vs. San Francisco (off Mark Gardner and Rich DeLucia)...Committed only 7 errors at first base for a .993 fielding average...Batted .327 with runners in scoring position; .325 with runners in scoring position and two outs.

1995: Split the season between Montreal Expos and New York Mets...Began the season in New York, before being traded to Montreal on 6/8...Tripled in his first at-bat with Montreal...Named Expos Player of the Month for June and July...Finished the season by being named as the Expos' Player of the Year by the local chapter of the BBWAA...Finished 7th in the NL with a .309 average and finished 8th as the toughest to strikeout (once per 10.9 at-bats)...Hit in 18 straight games 7/20-8/8 (.373, 28-for-75), the 5th longest hitting streak in the NL that season...Hit a 3-run home run off Jason Isringhausen on first pitch he saw at Shea Stadium after being traded from the Mets...Hit first career grand slam on 9/5 off Jose Bautista at San Francisco...Led NL switch-hitters in average...Was second among NL first basemen with a .997 fielding percentage...Hit in 79 of 97 games with the Expos.

1994: Led all NL first basemen with a .996 fielding percentage...Hit in 10 straight games 4/14-26...Had 5 home runs and 10 RBI in a 12-game span, 5/2 through 5/14...Injured his right groin on 6/19 at Florida and was placed on the disabled list 6/20...Was activated on 7/5 and played the outfield on 7/6 at SF, his first outfield start since 8/24/92 vs. California...Hit .293 (12-41) with RISP and two outs...Played for Mazatlan of the Mexican Winter League.

1993: Was Orioles' regular first baseman, appearing in 144 games (127 starts)...Hit .403 (31-77) in April to become the first Orioles regular to hit .400 in a month since Eddie Murray in April 1982...Was hitting .316 as late as 8/3, before slumping with a .206 (36-175) mark the rest of the year...On 6/26 matched his career high with 4 RBI vs. New York in a 12-10 win...Tied a then-club record with 4 runs scored on 8/4 vs. Milwaukee...Finished 3rd in fielding among AL first basemen (.996), trailing only Don Mattingly (.998) and Rafael Palmeiro (.997).

1992: In first full season in the majors, played both outfield and first base and led all Oriole position players with an overall fielding percentage of .998...Had a 6th-inning single off the Mets' Sid Fernandez in an exhibition game April 3 to technically record the first Oriole hit in Camden Yards...Only home run of the year came 5/2 off Seattle's Erik Hanson...Hit .406 (13-32) between 4/23 and 5/7...Robbed Toronto's Candy Maldonado of a home run with a great catch on 6/5, in game eventually won by the Orioles 1-0.

1991: Played 33 games in the outfield, making his major league debut in the outfield on 5/20 in Detroit...Beat Minnesota on 8/23 and Cleveland on 9/13 with 9th-inning RBI singles.

1990: Named to both the mid-season and post-season All-Star teams in the International League...Was tabbed as the 2nd best prospect in the IL by *Baseball America*, behind only Mark Whiten of Syracuse...Began the season at AAA Rochester...Made his major league debut on 5/8 at California...Hit into 2 double plays and doubled off Chuck Finley for his first hit...Returned to Rochester on

5/29...Recalled again on 8/17, while he was leading the International League in batting with a .336 average...Hit first ML homer on 9/16 at Toronto off Tom Henke.
 1989: Was named Orioles Minor League Player of the Year after hitting a combined .324 with 11 homers and 76 RBI in 127 games with Class A Frederick and Hagerstown...Failed to have enough plate appearances in either league to win the batting title.
 1988: Began his pro career at Class A Hagerstown batting .268 with 3 home runs and 31 RBI in 60 games.

PERSONAL MISCELLANEOUS

Has two children: Cory (12/20/91) and Haley (9/1/94)...Graduated from Bishop Ward (KS) High School where he starred in baseball...Named All-Kansas both his junior and senior years...Attended Kansas City CC and Louisiana Tech University...Was named Seattle Post-Intelligencer Sports Star of the Year in February 1999...His father, Diego, compiled a 91-111 record as a pitcher in a 15-year major league career and was the only player to play for both the Seattle Pilots (1969) and the Mariners (1977)...Diego was the Opening Night starter for the Pilots in 1969 and in the Kingdome in the first game in Mariners history...Also played with Oakland, Kansas City, Washington, St. Louis and Boston...Diego won the AL ERA title with a 2.56 mark in 1970 with Oakland...David originally signed with the Orioles after being the club's 18th-round pick in the 1987 First Year Player Draft...Signed by Ray Crone.

YEAR	CLUB	AVG	G	AB	R	H	2B	3B	HR	RBI	SH	CS	SF	BB	SO	CS	GDP	SLG	OBP			
1988	Hagerstown-1	.288	60	190	35	51	80	12	4	3	31	0	4	3	22	3	23	0	7	421	.347	
1989	Frederick	.317	83	284	43	90	139	19	0	10	50	0	3	4	41	3	32	2	1	4	489	.407
	Hagerstown	.324	44	173	22	58	75	14	1	1	26	1	2	2	16	0	16	0	0	6	434	.383
1990	Rochester	.336	86	307	55	103	157	28	0	2	51	0	5	0	45	4	28	5	4	15	446	.415
	BALTIMORE	.244	40	123	14	30	43	7	0	2	15	1	0	1	11	2	15	0	0	12	350	.211
1991	Rochester	.271	28	96	9	26	31	2	0	1	10	0	3	1	15	1	6	1	1	6	323	.305
	BALTIMORE	.278	86	212	15	59	72	7	0	2	22	3	1	0	12	2	19	1	1	7	340	.318
1992	BALTIMORE	.233	115	189	21	44	56	9	0	1	17	2	0	0	20	3	23	1	0	4	298	.308
1993	BALTIMORE	.273	146	450	54	123	180	27	0	10	60	3	8	0	58	4	53	2	1	18	400	.351
1994	NEW YORK (NL)-2	.241	92	336	46	81	130	17	1	10	43	1	3	1	33	6	43	0	0	6	387	.420
1995	NEW YORK (NL)	.329	33	73	9	24	35	3	1	2	11	4	2	1	12	1	9	1	3	2	479	.355
	MONTREAL-3	.305	37	383	58	117	175	22	3	10	57	4	1	2	28	4	38	1	4	8	457	.367
1996	MONTREAL	.286	115	416	89	116	184	30	1	11	58	0	1	0	60	4	54	4	4	8	442	.375
1997	MONTREAL	.307	126	459	75	141	232	22	3	21	66	0	6	1	57	12	66	1	0	9	505	.380
1998	SEATTLE-4	.305	143	522	79	159	254	38	1	19	84	0	9	0	49	4	80	3	1	12	487	.359
1999	SEATTLE	.293	80	345	43	101	156	22	3	9	39	1	3	1	32	4	43	1	2	9	452	.352
	TORONTO-5	.316	31	95	14	30	50	5	0	5	13	0	1	0	8	0	17	0	0	1	526	.365
2000	TEXAS-6	.336	93	351	52	118	182	29	1	11	57	0	4	0	34	1	51	0	1	12	519	.391
	CLEVELAND-7	.332	57	223	41	74	111	13	0	8	46	0	2	1	19	1	33	0	0	8	498	.394
	Minor Lg Totals	.312	114	1050	164	328	462	75	5	17	168	1	17	10	139	11	105	6	6	36	440	.391
	BALTIMORE Totals	.263	387	974	104	256	351	50	0	15	114	9	9	1	101	11	110	4	2	41	360	.330
	American League	.294	801	2510	333	738	1104	155	5	67	353	10	28	3	243	21	334	6	9	83	440	.353
	National League	.289	462	1667	258	482	756	94	9	54	237	9	13	5	190	27	210	7	11	33	454	.361
	ML Totals	.292	1263	4177	591	1220	1860	249	14	121	590	19	41	8	433	48	544	15	17	116	445	.357

- 1-Selected by the Orioles in the 15th round of the 1987 First Year Player Draft
- 2-Traded to the New York Mets in exchange for IF Kevin Bass and RHP Tom Wiegman on March 27, 1991
- 3-Traded to Montreal in exchange for RHP Reid Combs on June 8, 1995
- 4-Signed by Seattle as a free agent on October 15, 1997
- 5-Traded to Toronto in exchange for RHP Tom Davey and LHP Steve Sindt on July 28, 1999
- 6-Traded to Texas on March 16, 2000. Part of a three-way trade that sent 13 Brad Fulmer from Montreal to Toronto and 19 Lee Stevens from Texas to Montreal
- 7-Traded to Cleveland in exchange for OF Ricky Lacy on July 28, 2000

ALL-TIME FIELDING PERCENTAGE LEADERS AMONG FIRST BASEMEN Minimum 1,000 Games Played

1. David Segui	.996053	(8616 TC, 34 errors)
2. Steve Garvey	.99594	(19951 TC, 61 errors)
3. Don Mattingly	.99582	(15316 TC, 84 errors)
4. Wes Parker	.995665	(10080 TC, 45 errors)
5. Dan O'Desson	.995023	(11653 TC, 58 errors)
6. Jim Sweeney	.994884	(10750 TC, 55 errors)
7. Frank McCormick	.994757	(14877 TC, 78 errors)
8. Mark Grace	.994739	(18247 TC, 96 errors)
9. Rafael Palmeiro	.994429	(15677 TC, 84 errors)

	2000 SEASON					LIFETIME				
	AVG	AB	H	HR	RBI	AVG	AB	H	HR	RBI
Total	.334	574	192	19	103	.292	4177	1220	121	590
Home	.338	314	106	8	49	.296	2078	620	59	307
Away	.331	260	86	11	54	.286	2099	600	62	283
Ariz	.296	55	13	2	8	.255	188	48	4	18
Bal	.352	54	19	3	19	.320	100	32	4	25
Bos	.333	33	11	2	8	.294	187	55	6	34
CWS	.429	28	12	0	5	.272	162	44	3	15
Cle	.333	12	4	1	3	.326	181	59	8	27
Det	.188	16	3	0	0	.274	179	49	4	23
KC	.240	25	6	2	3	.248	149	37	7	22
Mil	.359	39	14	1	5	.292	185	54	4	17
NYY	.361	36	13	1	9	.314	226	71	3	34
Oak	.418	55	23	0	9	.363	190	69	4	35
Sea	.339	59	20	3	15	.271	116	32	4	19
TB	.300	60	18	1	7	.351	134	47	4	20
Tex	.233	30	7	1	3	.255	157	40	4	22
Tor	.384	22	8	1	2	.282	174	49	4	20
PRE ASG	.343	306	105	9	52	.302	2308	697	66	342
POST ASG	.325	268	87	10	51	.280	1869	523	55	248
vs. Left	.310	155	48	4	23	.286	1147	328	34	152
vs. Right	.344	419	144	15	80	.294	3030	892	87	438
as DH	.331	283	87	9	38	.316	367	118	14	54
as PH	.600	5	3	0	3	.313	67	21	0	11
Mar/Apr	.391	92	36	1	11	.325	617	200	21	104
May	.265	102	27	6	21	.271	783	212	24	108
June	.385	78	30	1	15	.315	698	220	13	85
July	.333	87	29	4	14	.288	699	201	19	89
August	.333	108	36	3	17	.282	678	191	15	76
Sept/Oct	.318	107	34	4	25	.280	702	196	29	118
As	-	-	-	-	-	.336	140	47	7	25
Fla	-	-	-	-	-	.254	130	33	3	12
Mon	-	-	-	-	-	.196	43	8	2	5
NY	-	-	-	-	-	.246	89	17	3	9
PH	-	-	-	-	-	.270	137	37	3	14

LIFETIME BY BALLPARK

DAVID SEGUI	AVG	AB	H	HR	RBI
Edison International Field	.216	111	24	3	12
Memorial Stadium	.249	185	46	2	20
Orion Park at Camden Yards	.290	362	105	10	65
Fenway Park	.293	92	27	0	17
Comiskey Park	.275	61	14	0	2
Jacobs Field	.335	182	61	8	34
Comiskey Park	.154	13	2	0	0
Kousser Stadium	.245	86	24	5	13
Metroland	.301	83	25	3	10
Yankee Stadium	.311	132	31	2	20
Network Associates Coliseum	.373	83	31	2	8
Safeco Field	.315	54	17	1	7
Tropicana Field	.397	68	27	4	12
Bullpark in Arlington	.315	254	80	6	32
SkyDome	.265	113	30	3	14

NATIONAL LEAGUE

Turner Field	.350	20	7	2	2
Pro Player Stadium	.310	71	22	1	10
Olympic Stadium	.311	627	195	21	99
Shea Stadium	.266	244	65	9	33
Veterans Stadium	.233	86	20	1	5

FIELDING

1B	PCT	G	PO	A	E	DP
1990	.990	36	283	28	3	24
1991	.986	42	208	22	1	22
1992	.988	95	375	34	1	42
1993	.996	144	1152	98	5	122
1994	.996	78	864	51	3	85
1995	.997	104	881	73	3	72
1996	.993	113	944	90	7	79
1997	.995	125	1035	88	6	104
1998	.993	134	1045	116	1	107
1999	.995	94	719	63	4	89
2000	1.000	73	559	61	0	59
Career	.996	1038	7860	722	34	785
OF	PCT	G	PO	A	E	DP
1991	.967	33	58	1	2	0
1992	1.000	18	31	1	0	0
1994	.941	21	31	1	2	0
1995	1.000	20	15	2	0	0
1998	.000	1	0	0	0	0
2000	1.000	7	6	0	0	0
Career	.973	100	141	5	4	0



Full Name: Steve Michael Sisco
Born: December 2, 1969
Opening Day Age: 31
Height: 5'10" **Weight:** 190
Bats: R **Throws:** R
Birthplace/Residence: Born and resides in Thousand Oaks, CA
Contract Status: Signed through 2001
M.L. Service: 86 days
Acquired: December 19, 2000; from the Atlanta Braves in exchange for IF Jesse Garcia

2000

•Began his 2nd season with AAA Richmond before his contract was purchased by Atlanta on May 6...Made his major league debut that night going 0-for-1 vs. Phillies.
 •Hit a 2-run, pinch-hit home run for his first major league hit on May 13 at Philadelphia...It was a 10th-inning shot that broke a 1-1 tie and gave the Braves a 3-2 win.
 •Was sent back to Richmond on May 23 but was recalled on July 16...Returned to Richmond on August 21 before being recalled again by Braves with September 1 roster expansion.
 •Played mostly as a pinch-hitter with Atlanta, going 3-for-15...Also played 5 games at second base, 5 in left field, 2 at third base and one game in right field.
 •Had solid season at Richmond...Moved to second base after playing primarily at third base throughout his career in the minors.

PRO CAREER

1999: Earned Tommie Aaron Award for being AAA Richmond's MVP...Led team in batting average (.311), doubles (36), hits (154) and multi-hit games (34) while tying for club lead with 80 runs scored...Saw action at every position except center field, catcher and pitcher...Hit .343 with 9 doubles, 5 homers and 15 RBI in June...Hit safely in 28 of 30 games, 6/21-8/2, batting .365 (46-126), then had club-high 15-game hitting streak 8/6-8/20 (.377, 23-for-61).
 1998: Spent season with Kansas City's AAA affiliate at Omaha and played every position except catcher...Had a career-high 20 home runs...Homered in 6 straight games, 6/13-6/21, going 13-for-25 (.520) with 16 RBI...Streak was longest in minors for season...Hit only .222 through 6/12, then batted .304 over rest of season.
 1997: Began season at AA Wichita before moving up to AAA Omaha in June...Combined to hit .273 (101-370) in 109 games between the 2 clubs.
 1996: Ranked 10th in the Texas League with a .297 batting average for AA Wichita...Homered in 3 straight games, 5/17-5/19...Hit safely in 29 of 32 games, from 7/2-8/1, batting .410 (59-144).
 1995: Appeared in 7 games for AAA Omaha before joining AA Wichita for remainder of season...Had a 10-game hitting streak, 6/11-6/22.
 1994: Played at Class A Wilmington and hit .274 for Blue Rocks in 76 games.
 1993: Named Midwest League's "Star of Stars Award" winner by Howe Sports Data...Stole career-high 24 bases.
 1992: Named to Northwest League All-Star team after hitting .330 at Rookie-level Eugene...Led league in hits (86) and ranked 2nd in batting average before final-weekend promotion to Class A Appleton.

PERSONAL MISCELLANEOUS

Married, wife's name is Karen...Has a daughter, Allie...Is a 1988 graduate of Thousand Oaks (CA) HS, where he played baseball and football...Attended Cal State-Fullerton, where he played baseball...Was drafted in the 16th round of the 1992 First Year Player Draft by Kansas City...Originally signed by Royals scout Floyd Chandler.

YEAR	CLUB	AVG	G	AB	R	H	2B	3B	HR	RBI	SH	SF	HBP	BB	IBB	SO	SB	CS	GDP	SLG	OBP
1992	Eugene-1	.330	67	261	41	86	95	7	1	0	30	2	4	28	0	32	22	12	7	354	.396
	Appleton	.250	1	4	1	1	1	0	0	0	0	0	0	0	0	1	0	0	0	250	.250
1993	Rockford	.287	124	480	62	132	168	22	4	2	57	4	5	2	42	2	65	25	10	14	.365
1994	Wilmington	.274	76	270	41	74	102	11	4	3	32	6	4	2	37	0	39	5	6	2	.378
1995	Omaha	.208	7	24	4	5	6	1	0	0	0	0	0	2	0	8	0	0	0	.250	.269
	Wichita	.301	54	209	29	63	86	12	1	3	23	1	1	15	0	31	3	1	5	.411	.350
1996	Wichita	.297	122	462	60	137	202	24	1	13	74	5	5	3	40	0	89	4	2	14	.437
1997	Wichita	.286	55	192	34	52	73	8	2	3	24	1	2	0	24	0	29	3	1	5	.401
	Omaha	.261	54	188	23	49	66	8	0	3	12	3	1	0	8	0	34	2	1	4	.351
1998	Omaha	.280	109	371	58	104	184	20	0	20	58	5	3	0	26	1	58	4	6	11	.496
1999	Richmond-2	.311	128	495	80	154	248	36	2	18	76	3	8	1	38	0	74	13	7	7	.501
2000	Richmond	.295	75	275	46	81	133	16	0	12	35	3	2	2	21	2	46	3	2	4	.494
	ATLANTA	.185	25	27	4	5	8	0	0	1	2	0	0	0	3	0	4	0	0	1	.296
	Minor Lg. Totals	.293	672	3201	499	938	1364	165	15	77	421	34	33	15	279	5	466	84	48	73	.426
	BALTIMORE Totals	-	-	-	-	-	-	-	-	-	-	-	-	-	-	-	-	-	-	-	-
	American League	.185	25	27	4	5	8	0	0	1	2	0	0	0	3	0	4	0	0	1	.296
	National League	.295	75	275	46	81	133	16	0	12	35	3	2	2	21	2	46	3	2	4	.494
	ML Totals	.185	25	27	4	5	8	0	0	1	2	0	0	0	3	0	4	0	0	1	.296

1-Selected by Kansas City in the 16th round of the 1992 First Year Player Draft
 2-Signed by Atlanta as a free agent on October 30, 1998

	2000 SEASON					LIFETIME				
	AVG	AB	H	HR	RBI	AVG	AB	H	HR	RBI
Total	.185	27	5	1	2	.185	27	5	1	2
Home	.063	16	1	0	0	.063	16	1	0	0
Away	.364	11	4	1	2	.364	11	4	1	2
Ana	-	-	-	-	-	-	-	-	-	-
Bel	-	-	-	-	-	-	-	-	-	-
Bos	-	-	-	-	-	-	-	-	-	-
CWS	-	-	-	-	-	-	-	-	-	-
De	-	-	-	-	-	-	-	-	-	-
Det	-	-	-	-	-	-	-	-	-	-
KC	-	-	-	-	-	-	-	-	-	-
Min	-	-	-	-	-	-	-	-	-	-
NY	-	-	-	-	-	-	-	-	-	-
Oak	-	-	-	-	-	-	-	-	-	-
Sea	-	-	-	-	-	-	-	-	-	-
TB	.000	0	0	0	0	.000	0	0	0	0
Tex	-	-	-	-	-	-	-	-	-	-
Tor	-	-	-	-	-	-	-	-	-	-
PRE ASG	.222	9	2	1	2	.222	9	2	1	2
POST ASG	.167	18	3	0	0	.167	18	3	0	0
vs. Left	.273	11	3	1	2	.273	11	3	1	2
vs. Right	.125	16	2	0	0	.125	16	2	0	0
as DH	.000	0	0	0	0	.000	0	0	0	0
as PH	.200	15	3	1	2	.200	15	3	1	2
Mar/Apr	-	-	-	-	-	-	-	-	-	-
May	.222	9	2	1	2	.222	9	2	1	2
June	-	-	-	-	-	-	-	-	-	-
July	.000	9	0	0	0	.000	9	0	0	0
August	.400	5	2	0	0	.400	5	2	0	0
Sept/Oct	.250	4	1	0	0	.250	4	1	0	0
All	-	-	-	-	-	-	-	-	-	-
Fis	.000	7	0	0	0	.000	7	0	0	0
Mon	.000	0	0	0	0	.000	0	0	0	0
NY	.200	5	1	0	0	.200	5	1	0	0
Phi	.400	5	2	1	2	.400	5	2	1	2

LIFETIME BY BALLPARK

STEVE SISCO	AVG	AB	H	HR	RBI
Turner Field	.063	16	1	0	0
Pro Player Stadium	.000	2	0	0	0
Olympic Stadium	.000	0	0	0	0
Shea Stadium	.000	1	0	0	0
Veterans Stadium	.667	3	2	1	2

FIELDING

2B	PCT	G	PO	A	E	DP
2000	1.000	5	3	4	0	2
Career	1.000	5	3	4	0	2

3B	PCT	G	PO	A	E	DP
2000	1.000	2	1	1	0	0
Career	1.000	2	1	1	0	0

OF	PCT	G	PO	A	E	DP
2000	1.000	6	3	1	0	0
Career	1.000	6	3	1	0	0



Full Name: Jay Aaron Spurgeon
Born: July 5, 1976
Opening Day Age: 24
Height: 6'6" **Weight:** 211
Bats: R **Throws:** R
Birthplace/Residence: Born in West Covina, CA...Resides in Coarsegold, CA
Contract Status: Signed through 2001
M.L. Service: 49 days
Acquired: Orioles 8th round selection in 1997 First Year Player Draft

GAME HIGHS & STREAKS

LONGEST OUTING: 7.0 innings August 27, 2000 vs. Tampa Bay. **STRIKEOUT HIGH:** 4, September 18, 2000 vs. Oakland. **WALK HIGH:** 6, September 19, 2000 vs. Oakland. **HR ALLOWED:** 2, September 12, 2000 at Texas

2000

- Earned Jim Palmer Prize as Orioles Minor League Pitcher of the Year after beginning season at Class A Frederick and progressing to majors in his 4th pro season.
- Combined to go 13-3 with a 3.12 ERA in 24 minor league appearances (144.1IP, 112H, 58R/50ER, 47BB, 129K) between Frederick, AA Bowie and AAA Rochester before the Orioles purchased his contract on August 14.
- His 14 wins matched Jose Mercedes for most in the organization in 2000.
- Made 4 starts and 3 relief appearances for Orioles over the final 7 weeks...As a starter, went 1-1 with a 7.11 ERA (19.0IP, 23H, 15R/ER) and was 0-0 with a 1.80 ERA out of the bullpen (5.0IP, 3H, 1R/ER).
- Made his major league debut on August 15 vs. Chicago with perfect 8th inning, getting 3 fly outs on 5 pitches.
- Earned the win August 27 in his first big league start, going 7 innings to beat Tampa Bay, 3-2...Pitched twice in relief prior to his start.
- Made 4 starts between August 27 and September 19...After that he made one relief appearance, pitching a scoreless inning September 28 vs. Toronto.
- At Frederick, went 8-2 with a 4.15 ERA in 16 games (15 starts) before being promoted to AA Bowie in early July...Went 3-1 with a 1.62 ERA in 6 starts for Baysox before being called up in August to Rochester, where he went 2-0 with a 0.66 ERA in 2 starts.
- Pitched 8.1 no-hit innings on July 1 vs. Winston-Salem, striking out 13 batters in his final start for Class A Frederick to earn Carolina League Pitcher of the Week honors...Was removed from the no-hitter because of an organizational pitch count limit on starters.
- In his first start for AA Bowie, July 6 vs. Erie, he pitched a complete game 2-hit shutout...Over his first 4 starts for Bowie, went 2-0 and allowed just one earned run in 29.0 IP (20 H, 4 R, 6 BB, 19 K), capping the stretch with 7 shutout innings in a no decision vs. Norwich on July 23.
- Was named International League Pitcher of the Week for August 7-13 after his 2 wins for Red Wings...Was named Orioles organization's Minor League Pitcher of the Month for July.
- His 129 strikeouts between Frederick, Bowie and Rochester was 4th among Orioles' minor leaguers and only 8 shy of co-leaders Steve Bechler and Matt Achilles, despite missing at least 3 starts following his call-up.
- Minor league hitters batted only .211 off him (112-for-531), including only .195 by right-handed hitters (58-for-298).

PRO CAREER

1999: Spent season at Frederick and led the Keys in starts (26)...Retired first 15 batters of the game on 5/20, but did not receive the decision in the Keys' extra-inning win at Kinston...Allowed 14 home runs, tied for 4th most in the Carolina League.

1998: Led Orioles farmhands and finished 8th in South Atlantic League with a 2.64 ERA...Tied Josh McNatt and Matt Snyder for most wins in organization with 11...In 14 home games for Delmarva, went 7-1 with a 2.27 ERA (79.1IP, 20ER)...Was 2-1 with a 1.59 ERA in June...Went 6-0 over his final 8 starts beginning 7/15.

1997: Joined Bluefield in late July after signing...Went 1-1 with a 2.00 ERA in 5 starts in August, including 3-game stretch 8/5-16 in which he allowed one run in 17.0IP.

PERSONAL/MISCELLANEOUS

Married (10/2/99), wife's name is Melissa...Was scouted and signed by Gil Kubski...Was a 27th round selection of the Houston Astros in the 1994 First Year Player Draft but elected college...Graduated from Yosemite (CA) HS in '94...Was a two-time all-league selection in baseball and basketball and was named school's senior male athlete of the year...Attended University of Hawaii at Manoa for three years...Played 28 games in outfield as a freshman before switching to pitcher as a sophomore...Led team in appearances as a sophomore and junior...Enjoys golf, jet skiing and snowboarding.

YEAR	CLUB	W	L	ERA	G	GS	CG	SHO	SV	IP	H	R	ER	HR	BB	IBB	SO	WP	BK
1997	Bluefield-1	1	1	3.34	9	7	0	0	0	35.0	35	13	13	4	1	14	32	1	1
1998	Delmarva	11	3	2.64	27	20	0	0	0	139.1	112	48	40	8	6	48	103	3	0
1999	Frederick	6	9	4.75	25	25	1	0	0	146.0	170	99	77	14	4	53	2	87	12
2000	Frederick	8	2	4.12	16	15	1	0	0	91.2	75	47	42	8	3	31	0	92	8
	Bowie	3	1	1.62	6	6	2	1	0	39.0	32	10	7	3	2	7	0	27	0
	Rochester	2	0	0.66	2	2	0	0	0	13.2	5	1	1	1	1	9	0	10	0
	BALTIMORE	1	1	6.00	7	4	0	0	0	24.0	26	16	16	5	2	15	0	11	3
Minor Lg. Totals		31	16	3.51	86	76	4	1	0	461.2	435	219	180	38	19	162	3	351	27
BALTIMORE Totals		1	1	6.00	7	4	0	0	0	24.0	26	16	16	5	2	15	0	11	3
American League		1	1	6.00	7	4	0	0	0	24.0	26	16	16	5	2	15	0	11	3
National League		-	-	-	-	-	-	-	-	-	-	-	-	-	-	-	-	-	-
ML Totals		1	1	6.00	7	4	0	0	0	24.0	26	16	16	5	2	15	0	11	3

1-Selected by the Orioles in the 8th round of the 1997 First Year Player Draft

2000 SEASON																		
	ERA	W-L	SHO	G	IP	H	ER	HR	ERA	W-L	SHO	G	IP	H	ER	HR		
Total	8.00	1-1	0	7	24.0	26	16	5	6.00	1-1	0	7	24.0	26	16	5		
Home	2.65	1-0	0	5	17.0	16	5	3	2.65	1-0	0	5	17.0	16	5	3		
Away	14.14	0-1	0	2	7.0	10	11	2	14.14	0-1	0	2	7.0	10	11	2		
Ana	-	-	-	-	-	-	-	-	-	-	-	-	-	-	-	-		
Atl	-	-	-	-	-	-	-	-	-	-	-	-	-	-	-	-		
Bos	-	-	-	-	-	-	-	-	-	-	-	-	-	-	-	-		
CWS	0.00	0-0	0	1	1.0	0	0	0	0.00	0-0	0	1	1.0	0	0	0		
Cle	15.00	0-0	0	1	3.0	6	5	0	15.00	0-0	0	1	3.0	6	5	0		
Det	-	-	-	-	-	-	-	-	-	-	-	-	-	-	-	-		
KC	3.00	0-0	0	1	3.0	3	1	1	3.00	0-0	0	1	3.0	3	1	1		
Mil	-	-	-	-	-	-	-	-	-	-	-	-	-	-	-	-		
NYN	-	-	-	-	-	-	-	-	-	-	-	-	-	-	-	-		
Oak	3.60	0-0	0	1	5.0	5	2	1	3.60	0-0	0	1	5.0	5	2	1		
Sac	-	-	-	-	-	-	-	-	-	-	-	-	-	-	-	-		
TB	2.57	1-0	0	1	7.0	8	2	1	2.57	1-0	0	1	7.0	8	2	1		
Tex	13.50	0-1	0	1	4.0	4	6	2	13.50	0-1	0	1	4.0	4	6	2		
Tor	0.00	0-0	0	1	1.0	0	0	0	0.00	0-0	0	1	1.0	0	0	0		
PRE ASG	-	-	-	-	-	-	-	-	-	-	-	-	-	-	-	-		
POST ASG	6.00	1-1	0	7	24.0	26	16	5	6.00	1-1	0	7	24.0	26	16	5		
Mar/Apr	-	-	-	-	-	-	-	-	-	-	-	-	-	-	-	-		
May	-	-	-	-	-	-	-	-	-	-	-	-	-	-	-	-		
June	-	-	-	-	-	-	-	-	-	-	-	-	-	-	-	-		
July	-	-	-	-	-	-	-	-	-	-	-	-	-	-	-	-		
Aug	2.45	1-0	0	3	11.0	11	3	2	2.45	1-0	0	3	11.0	11	3	2		
Sept/Oct	9.00	0-1	0	4	13.0	15	13	3	9.00	0-1	0	4	13.0	15	13	3		
Ad	-	-	-	-	-	-	-	-	-	-	-	-	-	-	-	-		
Fla	-	-	-	-	-	-	-	-	-	-	-	-	-	-	-	-		
Mon	-	-	-	-	-	-	-	-	-	-	-	-	-	-	-	-		
NYM	-	-	-	-	-	-	-	-	-	-	-	-	-	-	-	-		
Phi	-	-	-	-	-	-	-	-	-	-	-	-	-	-	-	-		

LIFETIME BY BALLPARK

JAY SPURGEON	W	L	SV	ERA	G	IP	H	ER	HR
Orlando Park at Camden Yards	1	0	0	2.65	5	17.0	16	5	3
Jacobs Field	0	0	0	15.00	1	3.0	6	5	0
Ballpark in Arlington	0	1	0	13.50	1	4.0	4	6	2

FIELDING


P	PCT	G	PO	A	E	DP
2000	.667	7	0	2	1	0
Career	.667	7	0	2	1	0

BATTING RECORD

YEAR	CLUB	AVG	AB	R	H	TB	2B	3B	HR	RBI	SH	SF	HBP	BB	IBB	SO	SB	CS	GDP	SLG	OBP
2000 Totals		-	-	-	-	-	-	-	-	-	-	-	-	-	-	-	-	-	-	-	-
Career Totals		-	-	-	-	-	-	-	-	-	-	-	-	-	-	-	-	-	-	-	-
Post Season Totals		-	-	-	-	-	-	-	-	-	-	-	-	-	-	-	-	-	-	-	-

60 JOSH TOWERS

RHP



Full Name: Joshua Eric Towers
Born: February 26, 1977
Opening Day Age: 24
Height: 6'1" **Weight:** 165
Bats: R **Throws:** R
Birthplace/Residence: Born and resides in Port Hueneme, CA
Contract Status: Signed through 2001
M.L. Service: None
Acquired: Orioles 15th round selection in 1996 First Year Player Draft

2000

- His 3.47 ERA at Rochester was 7th in the International League and 13th among all AAA pitchers with at least 112 IP...Was tied for 2nd in IL with 5 complete games and 3rd among all AAA hurlers.
- Led International pitchers with only 1.27 walks per 9 IP...Allowed only 11.31 baserunners per 9 IP, 5th best mark in league.
- Was named International League Pitcher of the Week twice, May 1-7 and May 15-21...Rated as one of the best control pitchers in the IL by *Baseball America*.
- Was named to the IL All-Star team in July.
- Pitched 6.1 scoreless innings, allowing 5 hits and no walks in 2-0 win vs. Charlotte on May 2...Went distance in 17-1 win over Toledo in his next outing May 7.
- Won 4 straight starts, culminating with 4-hit complete game shutout vs. Columbus on May 18...Was tied for IL lead with 5 wins, 2nd with 40 K and 4th with 2.77 ERA at that point.

PRO CAREER

1999: Led the Eastern League in BB/9IP among starters (1.21) and innings pitched (189.0), was tied for first in games started (28) and shutouts (2), was 2nd in complete games (5), and 5th in wins (12)...Allowed only 26 walks in 189.0IP and went 35.1 consecutive innings without issuing a base on balls, 4/20-5/15...Allowed a club record 204 hits and 26 home runs...Gave up 16 HR in his first 88.1IP, and 10 in his final 100.2IP...Was 3-0 with a 2.52 ERA in April...Threw a complete-game shutout on 79 pitches on 4/30 at Altoona...Was named EL Pitcher of the Week, 6/28-7/4...Won 5 consecutive decisions, 7/2-8/18...Went 6-2 with a 2.42 ERA in his final 11 starts of the season...Pitched back-to-back complete games, 8/23-28.

1998: Spent most of season at Frederick...Led Carolina League starters with 0.39 BB/9IP and was 4th with 9.66 runners/9IP...Finished tied for 5th in CL with 3 complete games...Was 4th in Orioles organization with a 3.36 ERA and tied for 4th 10 wins and 129 strikeouts...From 5/5-6/3, went 6-0 in 6 starts, with a 2.77 ERA and was named Carolina League Player of the Month for May...Pitched complete game win 6/18 vs. Winston-Salem, striking out 10 batters...Walked only 1 batter in his final 72.1IP at Frederick before promotion to Bowie on 8/15...Had stretches of 48.2 (with Frederick and Bowie) and 42.2 innings (with Frederick) in which he did not allow a walk, the two longest consecutive innings streaks among minor league pitchers in '98...Was winning pitcher with 2 shutout innings for Northern Division in Carolina League All-Star Game...After promotion to Bowie he went 2-0 with a 2.84 ERA as a starter.

1997: Won his last 4 decisions at Frederick...Walked only 20 batters in 72.0 innings between Delmarva and Frederick.

1996: Led Appalachian League starters with 0.81 walks per 9 IP...Was tied for 3rd with 9 homers allowed...Had a 1.35 ERA and fanned 12 batters in 5 relief outings (6.2 IP, 1 ER)...As a starter, was 3-1 with a 5.77 ERA (48.1 IP, 31 ER).

PERSONAL/MISCELLANEOUS

Scouted and signed by Gil Kubski...Attended Oxnard (CA) JC...Was named conference MVP and Juco All-America...Graduated from Hueneme HS in Oxnard and was all-county...His uncle, Roger Frash, was an IF-OF in Mets organization 1980-82...Single...Hobbies are music and playing cards.

YEAR	CLUB	W	L	ERA	G	GS	CG	SHO	SV	IP	H	R	ER	HR	HB	BB	IBB	SO	WP	BK
1996	Bluefield-1	4	1	5.24	14	9	0	0	0	55.0	63	35	32	9	1	5	0	61	4	1
1997	Delmarva	0	0	3.44	9	1	0	0	1	19.1	19	9	7	1	0	2	0	16	0	0
	Frederick	6	2	4.85	25	3	0	0	1	53.2	74	36	29	4	3	18	0	64	2	1
1998	Frederick	8	7	3.34	25	20	3	0	1	145.1	137	59	54	11	11	9	0	122	5	2
	Bowie	2	1	3.50	5	2	0	0	0	18.0	20	9	7	1	2	4	0	7	1	0
1999	Bowie	12	7	3.78	29	28	5	2	0	189.0	204	86	79	26	5	25	1	106	5	3
2000	Rochester	8	6	3.47	24	24	5	1	0	148.0	157	63	57	17	8	21	0	102	1	1
	Minor Lg. Totals	40	24	3.80	131	87	13	3	3	627.1	673	295	265	69	30	85	1	478	18	8
	BALTIMORE Totals	-	-	-	-	-	-	-	-	-	-	-	-	-	-	-	-	-	-	-
	American League	-	-	-	-	-	-	-	-	-	-	-	-	-	-	-	-	-	-	-
	National League	-	-	-	-	-	-	-	-	-	-	-	-	-	-	-	-	-	-	-
	ML Totals	-	-	-	-	-	-	-	-	-	-	-	-	-	-	-	-	-	-	-

1-Selected by the Orioles in the 15th round of the 1996 First Year Player Draft

28 MIKE TROMBLEY

RHP



Full Name: Michael Scott Trombley
Born: April 14, 1967
Opening Day Age: 33
Height: 6'2" **Weight:** 204
Bats: R **Throws:** R
Birthplace/Residence: Born in Springfield, MA...Resides in Ft. Myers, FL
Contract Status: Signed through 2002
M.L. Service: 7 years, 68 days
Acquired: November 17, 1999; signed by the Orioles as a free agent to a 3-year contract through 2002

GAME HIGHS & STREAKS

LONGEST OUTING: 7.2 innings, August 30, 1995 vs. Texas. LONGEST RELIEF OUTING: 5.1 innings, July 17, 1994 vs. Milwaukee. STRIKEOUT HIGH: 8, August 30, 1995 vs. Texas. WALK HIGH: 5, September 14, 1993 vs. Oakland. HR ALLOWED: 3, twice, most recently May 13, 2000 vs. Boston. WINNING STREAK: 3, 4 times, most recently August 27, 1996-May 20, 1997. LOSING STREAK: 4 games, June 4-29, 1999. SAVE STREAK: 13 games, June 30-September 22, 2000.

2000

- Appeared in 75 games, 4th among American League relievers and the second-highest total in club history...Only Tippy Martinez, with 76 appearances in 1982, pitched in more games in a season for the Orioles.
- Finished 10th in AL in holds with 18...Buddy Groom led Orioles and was 2nd in league with 27.
- With runners in scoring position, opponents batted only .172 off him (16-93), 5th lowest average among AL relievers.
- Over his last 23 games, starting August 16, he pitched to a 1.85 ERA (24.1IP, 5ER)...Beginning May 21, pitched to a 3.34 ERA (56.2IP, 21ER) over his last 56 appearances.
- Allowed 10 home runs in his first 31 outings through June 17 (27.2 IP)...From then on, he allowed only 5 homers in 44.1IP over 44 games, including only 3 HR over his last 30 games starting July 31.
- Allowed more than 1 run in only 8 games.
- Struck out all 3 batters August 26 for 4th save...Earned 2 of his 4 saves vs. Minnesota, his former team...Earned his first save for the Orioles on April 15 at the Metrodome in his first outing vs. the Twins and earned his 3rd save on July 31 at Camden Yards vs. Minnesota.
- His 7 blown saves were tied for 8th in the AL and tied with Buddy Groom for most on the Orioles.
- Pitched a season-high 3.1 innings September 3 at Cleveland but took loss, allowing 13th inning HR to Kenny Lofton...Was his longest outing since pitching 5.0 innings of relief on 5/21/99 for Minnesota.
- Was sidelined, but did not go on the disabled list, for 9 days in mid-June with a stomach virus...He earned a win on June 27 at Boston in his first appearance back after the illness.

PRO CAREER

1999: Led Minnesota and established personal career high with 24 saves...Converted 24 of 30 (80%) save opportunities...Also led team in games finished (56) and was second in games pitched...Was 3rd in league (behind Twins teammate Bob Wells and then-A's hurler Buddy Groom) in games, 7th in games finished and tied for 7th in relief innings...First-batters-faced were 21-for-68 (.309)...Stranded 27 of 41

(66%) inherited runners...Did not allow a run in first 11 appearances, 4/6-22...Appeared in his 300th career game on 5/4 vs. New York Yankees...Had season-high 5 innings and 5 strikeouts on 5/21 vs. Oakland...Converted 7 of 8 save opportunities, 6/7-26...Converted 13 consecutive save opportunities, 6/30-9/22...Was 0-0, with 7 saves and a 0.82 ERA (11.0IP, 1ER) in 12 games, 7/22-8/19.

1998: Won Joseph W. Haynes Award as Twins' Pitcher of the Year...Was 2nd in league in relief innings (92.0IP), 5th in batting average against with men on base (.206), 6th in games and tied for 6th in relief wins...Was 0-1, 0.73 (24.2IP, 2ER) in first 18 appearances, 4/1-5/6...Did not allow a run in 6 appearances, 6/7-19...Pitched season-high 4.2 innings, 7/18 at Oakland...Had lone save and season-high 6 strikeouts on 9/27 vs. Cleveland...Right-handers hit .242 with 7 homers and left-handers hit .257 with 9 homers off him...Averaged 8.29 strikeouts per 9IP...Stranded 44 of 58 (76%) inherited runners...First batters faced hit .242 (16-66)...Converted 1 of 4 (25%) save opportunities...Established career-highs in games and strikeouts and tied career-high for wins...Has career record of 10-15, 5.30 (190.1IP, 112ER) in 36 starts.

1997: Was tenth in league in relief innings pitched (82.1)...Established career-high in games...Stranded 34 of 51 (67%) inherited runners...First batters faced were 21-for-60 (.350) with 2 homers and 6 walks...Averaged 8.96 strikeouts per 9IP...Was second on club in batting average against and third in games...Had .248 batting average against, with lefthanders hitting .211 with 2 homers and righties hitting .267 with 6 homers...Pitched season-high 3.0 innings on 4/10 at Detroit and matched it 5/6 at New York...Was 0-1, 1.50 (12IP, 2ER) in 10 appearances, 6/1-6/23...Had first major league at-bat, 6/14 at Houston...Did not allow a run in 7 appearances, 8/15-9/1...Converted only save opportunity on 8/26 vs. Detroit...Had season-high 5 strikeouts on 9/6 vs. Seattle...Did not allow a home run in final 20 games of season (20.1IP), 8/8-9/27.

1996: Went to spring training as non-roster player before being returned to minor league camp on 3/26...Earned honors as Twins' Minor League Pitcher of the Month for April, going 2-0, 1.00 (18IP, 2ER) with 4 saves in 11 games at AAA Salt Lake...Allowed a run in just 6 of 24 relief appearances...Led Pacific Coast League relievers in batting average against (.182) and runners per 9IP (8.35)...Was purchased by Twins on 6/2 and made first appearance 6/3, pitching 2 scoreless innings of relief and picking up win...Was 2-0, 1.50 (18IP, 3ER) with 1 save in first 10 appearances, 6/3-7/2...Pitched season-high 4.2 innings, 7/17 vs. Chicago, earning victory to cap his third career 3-game win streak, 6/3-7/17...Did not allow run in 8 appearances, 9/4-9/25...Converted 6 of 9 save opportunities...Averaged 7.47 strikeouts per 9IP...Had .236 batting average against, with lefthanders hitting .297 with 2 home runs and right-handers .189 with no homers...First batters faced were 7-for-37 (.189) with 1 hit by pitch, 5 walks and 16 strikeouts...Stranded 29 of 50 (58%) inherited runners...Established career-best in ERA.

1995: Began season at AAA Salt Lake...Was Twins' Minor League Pitcher of the Month for May, going 4-0, 1.69 in 6 starts...Contract was purchased by Twins on 6/8...On 6/10, he made first start since end of '93 season, losing 7-5 vs. Detroit...Lost 6 of first 7 decisions, 6/10-7/26...Set career highs with 7.2IP and 8 strikeouts on 8/30 vs. Texas...Was 2-0, 4.46 in last 6 starts, 9/4-9/26...Won 3 of last 5 decisions, 8/5-9/26...Was 4-8, 5.74 (95.2IP, 61ER) in 18 starts, and 0-0, 0.00 (2IP) in 2 relief appearances...Had .273 batting average against, with lefthanders hitting .297 and right-handers .243...Signed to major league contract and outrighted to Salt Lake on 11/28.

1994: Began season with Minnesota but was 0-2 with a 7.67 ERA in 16 relief appearances when optioned to Salt Lake on 5/20...Struck out 10 batters in 7 innings on 7/8 vs. Calgary...Was recalled by Twins 7/15...Allowed 1 run on 2 hits in season-high 5.1 innings on 7/17 vs. Milwaukee...Overall, stranded 8 of 17 inherited runners (47%)...First batters faced hit .333 (7-21)...Opponents hit .287 off him...Was outrighted to Salt Lake 11/28.

1993: Made club out of spring training for first time...Was 3-1, 4.10 in 34 relief appearances and 3-5, 5.86 in 10 starts...Stranded 18 of 29 inherited runners (62%)...Retired 24 of 34 first batters faced in relief (71%)...Made 22 consecutive relief appearances, 5/21-8/14...Earned first major league save 5/30 vs. Cleveland...Had second career 3-game win-streak, 6/11-8/14.

1992: Spent most of season at AAA Salt Lake before being recalled by Minnesota on 8/18...Made his major league debut 8/19 in relief at Cleveland...Was 0-0 with a 1.29 ERA in 3 relief appearances for Twins...Struck out first 5 batters in first major league start, 9/1 at Detroit...Pitched 7 innings for first major league win, 7-2, on 9/12 at California...Prior to his recall, he pitched 7-pitch innings in 14 of 25 starts at Portland...Had no decision in season-high 10-inning effort, 7/10 at Vancouver...Was 4-0 with a 3.38 ERA in last 6 starts before his recall...Was rated Twins' second-best prospect by *Baseball America*.

1991: With AA Orlando, led Southern League in SO and innings pitched...Was 2nd among league starters in baserunners per 9IP (10.23), 3rd in complete games, tied for 4th in wins and starts and 5th in ERA...Tied for organization lead in wins and was 2nd in strikeouts and ERA...Pitched 6-plus innings in 23 of 27 starts, including 16 straight from 6/4 through 8/29...Had a season-high 14 strikeouts on 6/9 vs. Memphis...Was Southern League Pitcher of the Week twice, 6/9-6/15 and 8/4-8/10...Earned second honor after hurling 7-inning no-hitter on 8/8 at Knoxville, allowing 1 walk and striking out 8...Earlier tossed 2-hitter and 3-hitter in back-to-back starts, 7/19 vs. Carolina and 7/24 vs. Birmingham...Twins' co-Minor League Pitcher of the Month for August, going 3-0, 1.08 (50IP, 6ER), including the no-hitter...Tossed 4-hit shutout, 4-0, with 9 strikeouts in Southern League playoff win vs. Greenville.

1990: Named California League Pitcher of the Week, going 1-0, with a 0.60 ERA, with 17 strikeouts in 15 innings, 6/3-6/9 for Class A Visalia...Won Game 2 of Visalia's semifinal playoff series against Bakersfield...Tied for 2nd in league in wins, was 4th in K's, 4th in IP and 10th in ERA.

1989: Was 3-0, 2.14, in last 3 starts at Class A Kenosha...Promoted to Class A Visalia on 8/3...Tossed 6-hit shutout vs. Modesto on 8/14.

PERSONAL/MISCELLANEOUS

Married to the former Barbara Pecht...Two children, daughter Victoria (12/6/94) and son Kyle (10/15/97)...Mike is a 1985 graduate of Minnechaug Regional HS in Wilbraham, MA, where he was all-Western Massachusetts selection in baseball, lettered in basketball and was All-State in football...Attended Duke University, going 6-22 for the Blue Devils...Set NCAA record by hitting 20 batters in a season in 1989...Twice tied single-game record of 5 HBs, including once in a 3-inning outing vs. Georgia Tech...Signed by scout Steve Williams after being Minnesota's 14th round pick in the 1989 amateur draft...Returned to Baltimore in November 2000 to be honored as Orioles' "Nice Guy" at annual banquet sponsored by WNST radio personality "Nasty" Nestor Aparicio...Also returned in January for Orioles FanFest...Before the 2000 season, he was ranked by *Golf Digest* with a 0.9 golf handicap, tied with Atlanta's John Smoltz for the lowest among major league players.

YEAR	CLUB	W	L	ERA	G	GS	CG	SHO	SV	IP	H	R	ER	HR	BB	IBB	SO	WP	BK		
1989	Kenosha-1	5	1	3.12	12	3	0	2	2	49.0	45	23	17	1	3	13	0	41	4	3	
	Visalia	2	2	2.14	6	6	2	1	0	42.0	31	12	10	1	2	3	11	0	36	2	0
1990	Visalia	14	6	3.43	27	25	3	1	0	178.0	163	79	87	12	11	50	0	164	8	1	
1991	Orlando	12	7	2.54	27	27	7	2	0	191.0	153	85	54	12	7	57	3	175	2	1	
1992	Portland	10	8	3.65	25	25	2	0	0	165.0	149	70	67	18	6	58	1	138	1	2	
	MINNESOTA	3	2	3.30	10	7	0	0	0	46.1	43	20	17	5	1	17	0	38	0	0	
1993	Salt Lake	6	6	4.88	44	10	0	0	0	214.1	131	72	62	15	3	41	4	85	5	0	
1994	Salt Lake	4	4	5.04	11	10	0	0	0	60.2	75	37	34	7	4	20	1	63	7	1	
	MINNESOTA	2	0	6.33	24	0	0	0	0	48.1	56	36	34	10	3	18	2	32	3	0	
1995	Salt Lake	5	3	3.62	12	12	0	0	0	69.2	71	32	28	3	2	26	1	59	4	1	
	MINNESOTA	4	8	5.62	20	18	0	0	0	97.2	107	68	61	18	3	42	1	68	4	0	
1996	Salt Lake	2	2	2.45	24	0	0	0	0	36.2	24	12	10	3	0	10	0	38	6	0	
	MINNESOTA	5	1	3.01	43	0	0	0	0	68.2	61	24	23	2	5	25	8	57	4	0	
1997	MINNESOTA	2	3	4.37	67	0	0	0	0	1	82.1	77	43	40	7	2	31	4	74	5	0
1998	MINNESOTA	6	5	3.63	77	1	0	0	0	1	96.2	90	41	39	16	5	41	3	89	6	1
1999	MINNESOTA	2	8	4.33	75	0	0	0	0	24	67.1	83	42	42	15	2	28	2	82	6	0
2000	BALTIMORE-2	4	5	4.13	75	0	0	0	4	72.0	67	34	33	15	4	38	8	72	8	0	
	Minor Lg Totals	54	33	3.27	144	108	14	4	12	790.0	711	330	287	56	36	245	6	714	34	9	
	BALTIMORE Totals	4	5	4.13	75	0	0	0	4	72.0	67	34	33	15	4	38	8	72	8	0	
	American League	34	38	4.43	435	36	0	0	38	713.2	725	380	351	103	28	281	32	597	41	1	
	National League	-	-	-	-	-	-	-	-	-	-	-	-	-	-	-	-	-	-	-	
	ML Totals	34	38	4.43	435	36	0	0	38	713.2	725	380	351	103	28	281	32	597	41	1	

*Selected by Minnesota in the 14th round of the 1989 First Year Player Draft

2-Signed by the Orioles as a free agent on November 17, 1999

	2000 SEASON										LIFETIME									
	ERA	W-L	SV	G	IP	H	ER	HR	ERA	W-L	SV	G	IP	H	ER	HR	ERA	W-L	SV	G
Total	4.13	4-5	4	75	72.0	67	33	15	4.43	34-38	38	435	713.2	725	351	103	4.43	34-38	38	435
Home	3.38	3-2	2	39	37.1	29	14	7	4.46	17-15	18	222	361.0	352	179	58	4.46	17-15	18	222
Away	4.93	1-3	2	36	34.9	38	19	8	4.39	17-23	20	213	352.2	373	172	45	4.39	17-23	20	213
Ats	3.18	1-0	0	6	5.2	4	2	1	4.06	4-3	2	26	44.1	38	20	5	4.06	4-3	2	26
Bat	-	-	-	-	-	-	-	-	3.43	1-1	2	24	39.1	36	15	3	3.43	1-1	2	24
Bos	8.10	1-1	0	7	6.2	11	8	3	4.40	4-3	2	26	43.0	44	21	12	4.40	4-3	2	26
CWS	3.00	0-0	0	6	6.0	5	2	1	3.45	4-0	3	30	47.0	41	16	5	3.45	4-0	3	30
Cle	3.86	0-1	0	6	7.0	11	3	3	6.71	3-8	3	38	62.1	76	39	10	6.71	3-8	3	38
Det	4.91	0-1	0	3	3.2	4	2	0	4.91	1-5	2	32	62.1	66	34	11	4.91	1-5	2	32
KC	16.20	0-1	0	4	3.1	6	6	2	3.71	4-1	3	34	68.0	68	28	3	3.71	4-1	3	34
Min	0.00	0-0	2	3	2.1	0	0	0	0.00	0-0	2	3	2.1	0	0	0	0.00	0-0	2	3
NYN	3.68	0-0	1	7	7.1	8	3	1	6.40	0-2	3	32	45.0	61	32	7	6.40	0-2	3	32
Oak	1.93	0-0	0	5	4.2	3	1	1	3.52	3-0	2	33	61.1	57	24	7	3.52	3-0	2	33
Sea	9.00	0-0	0	3	3.0	3	3	1	4.70	1-4	2	23	44.0	38	23	7	4.70	1-4	2	23
TB	5.06	1-1	1	8	5.1	3	3	0	4.30	1-3	3	17	23.0	23	11	3	4.30	1-3	3	17
Tex	0.00	0-0	0	4	3.1	2	0	0	3.17	2-2	2	31	54.0	51	19	6	3.17	2-2	2	31
Tor	0.00	1-0	0	4	2.2	1	0	0	4.91	3-5	1	29	47.2	53	26	6	4.91	3-5	1	29
PRE ASG	4.55	4-2	2	37	31.2	30	16	10	4.18	19-16	17	219	327.0	311	152	50	4.18	19-16	17	219
POST ASG	3.79	5-3	2	38	40.1	37	17	5	4.63	15-22	21	216	386.2	414	199	53	4.63	15-22	21	216
Mar/Apr	4.82	1-1	1	11	9.1	8	5	3	3.22	5-2	2	65	103.1	99	37	14	3.22	5-2	2	65
May	7.27	1-1	0	12	9.2	10	7	4	6.28	5-5	3	61	77.1	78	54	17	6.28	5-5	3	61
June	2.53	1-0	0	10	10.2	8	3	3	4.06	6-9	10	72	113.0	99	51	17	4.06	6-9	10	72
July	3.46	1-0	2	13	13.0	13	5	2	4.78	4-6	8	74	122.1	136	65	15	4.78	4-6	8	74
August	6.39	0-2	1	14	12.2	14	9	1	4.61	4-6	9	63	134.2	143	69	23	4.61	4-6	9	63
Sept/Oct	2.04	0-1	0	15	17.2	14	4	2	4.14	10-10	6	80	163.0	170	75	17	4.14	10-10	6	80
Ad	0.00	0-0	0	1	2.0	0	0	0	0.00	0-0	0	1	2.0	0	0	0	0.00	0-0	0	1
Pia	0.00	0-0	0	2	1.0	0	0	0	0.00	0-0	0	2	1.0	0	0	0	0.00	0-0	0	2
Mon	9.00	0-0	0	1	1.0	1	1	1	9.00	0-0	0	1	1.0	1	1	1	9.00	0-0	0	1
NYM	1.80	0-0	0	3	5.0	4	1	1	1.80	0-0	0	3	5.0	4	1	1	1.80	0-0	0	3
Pni	0.00	0-0	0	2	2.0	1	0	0	0.00	0-0	0	2	2.0	1	0	0	0.00	0-0	0	2

LIFETIME BY BALLPARK

MIKE TROMBLEY

	W	L	SV	ERA	G	IP	H	ER	HR
Edison International Field	1	2	1	3.70	12	24.1	22	10	1
Orndorff Park at Camden Yards	4	2	3	2.67	49	57.1	49	17	7
Fairway Park	2	2	1	3.75	15	26.1	28	11	5
Comiskey Park	1	0	2	1.25	11	21.0	12	3	2
Jacobs Field	1	3	1	4.95	16	16.1	25	9	2
Comerica Park	0	0	0	3.85	1	2.1	3	1	0
Kauffman Stadium	3	1	2	4.20	18	40.2	47	19	2
Metrodome	14	13	17	4.57	185	325.0	323	165	51
Yankee Stadium	0	1	3	6.41	13	19.2	30	14	4
Network Associates Coliseum	2	0	1	3.82	16	33.0	33	14	4
Safeco Field	0	1	1	9.00	2	1.0	1	1	1
Tropicana Field	0	2	1	6.37	8	10.1	11	8	1
Ballpark in Arlington	2	1	1	1.59	14	17.0	14	3	0
SkyDome	1	4	0	6.75	15	22.2	25	17	5

NATIONAL LEAGUE

Olympic Stadium	0	0	0	9.00	1	1.0	1	1	1
Shea Stadium	0	0	0	1.80	3	5.0	4	1	1
Veterans Stadium	0	0	0	0.00	1	1.0	1	0	0

BATTING RECORD

YEAR	CLUB	AVG	AB	R	H	TB	2B	3B	HR	RBI	SH	SF	BB	IBB	SO	SB	CS	GDP	SLG	OBP
2000	Totals	.000	1	0	0	0	0	0	0	0	0	0	0	0	0	1	0	0	.000	.000
Career	Totals	.000	2	0	0	0	0	0	0	0	0	0	0	0	2	0	0	0	.000	.000
Post Season	Totals	-	-	-	-	-	-	-	-	-	-	-	-	-	-	-	-	-	-	-

NOTES

2001 BALTIMORE ORIOLES ROSTER

Manager: Mike Hargrove (21) Coaches: Terry Crowley(48)—hitting, Eddie Murray (33)—first base, Elrod Hendricks (44)—bullpen, Mark Wiley (34)—pitching, Sam Perlozzo (2)—bench, Tom Trebelhorn (49)—third base
 Trainers: Richie Bancells and Brian Ebel Strength & Conditioning: Tim Bishop Bullpen Catcher: Sam Snider (54) Head Groundskeeper: Al Capitos Public Relations: Bill Stetka
 Traveling Secretary: Phil Itzoe Club Physicians: Dr. William Goldner & Dr. Michael Jacobs Clubhouse Managers: Jim Tyler (home), Fred Tyler (away)

NO.	PITCHERS (22)	B/T	HT	WT	BIRTHDATE	BIRTHPLACE	RESIDENCE	2000 CLUB	W-L	ERA	G	GS	CG	SHO	SV	IP	H	R	ER	BB	SO
39	Bale, John	L/L	6-4	205	5-22-74	Cheverly, MD	Crestview, FL	Syracuse	3-4	3.19	21	12	0	0	0	79.0	68	35	28	41	70
45	Brea, Leslie	R/R	5-11	170	10-12-78	SP de Maoris, DR	Phoenix, AZ	Toronto	0-0	14.73	2	0	0	0	0	3.2	5	7	6	3	6
								Binghamton	5-8	4.24	19	18	0	0	0	93.1	85	53	44	61	86
								Norfolk	0-0	0.00	1	1	0	0	0	5.0	4	2	0	4	4
								Bowie	1-1	4.26	2	2	0	0	0	12.2	12	6	6	9	3
								Rochester	1-2	6.05	4	4	0	0	0	19.1	27	18	13	8	13
								Baltimore	0-1	11.00	6	1	0	0	0	9.0	12	11	11	10	5
72	Douglass, Sean	R/R	6-6	198	4-28-79	Lancaster, CA	Lancaster, CA	Bowie	9-8	4.03	27	27	1	0	0	160.2	155	79	72	55	118
19	Erickson, Scott	R/R	6-4	230	2-2-68	Long Beach, CA	Stataline, NV	Frederick	0-0	2.70	1	1	0	0	0	6.2	3	2	2	1	5
								Bowie	0-0	0.00	1	1	0	0	0	7.0	4	0	0	0	5
								Baltimore	5-8	7.87	16	16	1	0	0	92.2	127	81	81	48	41
70	Figuroa, Juan	R/R	6-3	150	6/24/79	Santo Domingo, DR	Santo Domingo, DR	Winston-Salem	4-4	4.67	9	7	1	0	0	52.0	58	30	27	8	65
								Birmingham	2-3	3.40	10	9	0	0	0	55.2	57	25	21	24	42
								Bowie	2-2	5.54	7	7	0	0	0	39.0	46	24	24	21	42
27	Groom, Buddy	L/L	6-2	207	7-10-65	Dallas, TX	Red Oak, TX	Baltimore	6-3	4.85	70	0	0	0	4	59.1	63	37	32	21	44
57	Guzman, Juan	R/R	6-2	184	3-4-78	SP de Maoris, DR	SP de Maoris, DR	Frederick	3-0	1.53	3	3	0	0	0	17.2	11	3	3	4	20
								Bowie	5-9	4.64	18	18	1	0	0	97.0	114	59	50	46	57
41	Hentgen, Pat	R/R	6-2	195	11-13-68	Detroit, MI	Township, MI	St. Louis	15-12	4.72	33	33	1	1	0	194.1	202	107	102	89	118
16	Johnson, Jason	R/R	6-6	235	10-27-73	Santa Barbara, CA	Tampa Bay, FL	Rochester	3-1	1.47	8	8	1	1	0	55.0	32	12	9	21	56
								Baltimore	1-10	7.02	25	13	0	0	0	107.2	119	95	84	61	79
30	Kohlmeier, Ryan	R/R	6-2	223	6-25-77	Salina, KS	Cottonwood Falls, KS	Rochester	1-4	2.51	37	0	0	0	10	46.2	33	14	13	16	49
								Baltimore	0-1	2.39	25	0	0	0	13	26.1	30	9	7	15	17
47	McElroy, Chuck	L/L	6-0	205	10-1-67	Port Arthur, TX	Friendswood, TX	Baltimore	3-0	4.69	43	2	0	0	0	63.1	60	36	33	34	50
31	Mercedes, Jose	R/R	6-1	208	3-5-71	El Seibo, DR	Las Palmillas, DR	Baltimore	14-7	4.02	36	20	1	0	0	145.2	150	71	65	64	70
75	Mills, Alan	S/R	6-1	195	10-16-66	Lakeland, FL	Lakeland, FL	Los Angeles	2-1	4.21	18	0	0	0	1	25.2	31	12	12	16	18
								Baltimore	2-0	6.46	23	0	0	0	1	23.2	25	17	17	19	18
								Frederick	0-0	4.50	1	1	0	0	0	2.0	2	1	1	0	1
78	Nussbeck, Mark	L/R	6-4	210	5-25-74	Kansas City, MO	Kansas City, MO	Memphis	9-4	3.96	21	21	1	0	0	125.0	127	69	55	44	76
								Rochester	1-2	3.86	4	4	0	0	0	18.2	21	8	8	4	13
53	Parrish, John	L/L	5-11	181	11-26-77	Lancaster, PA	Lancaster, PA	Bowie	2-0	1.69	3	3	0	0	0	16.0	12	3	3	7	16
								Rochester	6-7	4.24	18	18	0	0	0	104.0	85	54	49	56	87
43	Ponson, Sidney	R/R	6-1	225	11-2-76	Noord, Aruba	Baltimore, MD	Baltimore	2-4	7.18	8	8	0	0	0	36.1	40	32	29	35	28
65	Riley, Matt	L/L	6-1	201	8-2-79	Antioch, CA	Oakley, CA	Baltimore	9-13	4.82	32	32	6	1	0	222.0	223	125	119	83	152
								Rochester	0-2	14.14	2	2	0	0	0	7.0	15	12	11	4	8
36	Rivera, Luis	R/R	6-3	163	6-21-78	Chihuahua, MX	Chihuahua, MX	Bowie	5-7	6.08	19	14	2	0	1	74.0	74	56	50	49	66
								Atlanta	1-0	1.35	5	0	0	0	0	6.2	4	1	1	5	5
								Richmond	0-2	8.06	8	7	0	0	0	22.1	29	20	20	18	12
								GCL Braves	0-0	0.00	3	3	0	0	0	4.0	2	0	0	1	2
								Rochester	0-1	3.38	3	3	0	0	0	8.0	11	5	3	5	4
								Baltimore	0-0	0.00	1	0	0	0	0	0.2	1	0	0	1	0
52	Ryan, B.J.	L/L	6-6	230	12-28-75	Bossier City, LA	Benton, LA	Rochester	0-1	4.74	14	4	0	0	0	24.2	23	13	13	9	28
								Baltimore	2-3	5.91	42	0	0	0	0	42.2	36	29	28	31	41

[illegible]

NO.	PITCHERS (R)	BT	HT	WT	BIRTHDATE	BIRTHPLACE	RESIDENCE	2000 US	ERA	GS	CG	SHO	SV	R	ER	SO	BB	CS
70	FITCH, Angelo	R-R	6-3	180	12-30-76	LA Havana, DR	LA Havana, DR	Wesley-Salem	7.4	27	0	0	0	351	39	32	30	21
71	Huaman, R.R.	R-R	6-3	210	5-17-69	Oakland Park, IL	Holland, MI	Frederick	10.0	13.50	0	0	0	11.1	18	17	11	5
72	Johnson, R.R.	R-R	6-3	210	3-17-79	Cancun, VZ	New Orleans	Albion	3.5	3.48	48	0	0	10	54.1	38	26	21
73	Madison, Calvin	R-R	6-10	188	9-5-74	Santa Cruz, Aruba	Baltimore	2.90	2.50	15	0	0	1	73.1	90	82	35	
74	Medina, Calvin	R-R	6-10	188	9-5-74	Santa Cruz, Aruba	Baltimore	3.00	3.64	15	2	0	0	23.1	29	25	16	
75	Perkins, Chad	R-R	6-5	225	7-28-75	Waco, TX	Frederick	Frederick	1.4	0.00	4	1	0	0	0	0	0	0
76	Roberts, Willis	R-R	6-5	225	7-28-75	Waco, TX	Frederick	Frederick	1.4	0.00	4	1	0	0	0	0	0	0
77	Roberts, Willis	R-R	6-5	225	7-28-75	Waco, TX	Frederick	Frederick	1.4	0.00	4	1	0	0	0	0	0	0
78	Roberts, Willis	R-R	6-5	225	7-28-75	Waco, TX	Frederick	Frederick	1.4	0.00	4	1	0	0	0	0	0	0
79	Roberts, Willis	R-R	6-5	225	7-28-75	Waco, TX	Frederick	Frederick	1.4	0.00	4	1	0	0	0	0	0	0
80	CATCHERS (R)	BT	HT	WT	BIRTHDATE	BIRTHPLACE	RESIDENCE	2000 US	ERA	GS	CG	SHO	SV	R <td>ER<td>SO<td>BB<td>CS</td></td></td></td>	ER <td>SO<td>BB<td>CS</td></td></td>	SO <td>BB<td>CS</td></td>	BB <td>CS</td>	CS
81	Alfonso, Aaron	R-R	6-1	195	3-5-74	Mexican, MX	Mexican, MX	Chattanooga	1.1	5.75	12	6	0	0	36.0	40	28	23
82	Morales, Willis	R-R	5-10	182	9-12-72	Tucson, AZ	Tucson, AZ	Chattanooga	1.1	5.75	12	6	0	0	36.0	40	28	23
83	NEC (R)	BT	HT	WT	BIRTHDATE	BIRTHPLACE	RESIDENCE	2000 US	ERA	GS	CG	SHO	SV	R <td>ER<td>SO<td>BB<td>CS</td></td></td></td>	ER <td>SO<td>BB<td>CS</td></td></td>	SO <td>BB<td>CS</td></td>	BB <td>CS</td>	CS
84	Alfonso, Aaron	R-R	6-1	195	3-5-74	Mexican, MX	Mexican, MX	Chattanooga	1.1	5.75	12	6	0	0	36.0	40	28	23
85	Alfonso, Aaron	R-R	6-1	195	3-5-74	Mexican, MX	Mexican, MX	Chattanooga	1.1	5.75	12	6	0	0	36.0	40	28	23
86	Alfonso, Aaron	R-R	6-1	195	3-5-74	Mexican, MX	Mexican, MX	Chattanooga	1.1	5.75	12	6	0	0	36.0	40	28	23
87	Alfonso, Aaron	R-R	6-1	195	3-5-74	Mexican, MX	Mexican, MX	Chattanooga	1.1	5.75	12	6	0	0	36.0	40	28	23
88	Alfonso, Aaron	R-R	6-1	195	3-5-74	Mexican, MX	Mexican, MX	Chattanooga	1.1	5.75	12	6	0	0	36.0	40	28	23
89	Alfonso, Aaron	R-R	6-1	195	3-5-74	Mexican, MX	Mexican, MX	Chattanooga	1.1	5.75	12	6	0	0	36.0	40	28	23
90	Alfonso, Aaron	R-R	6-1	195	3-5-74	Mexican, MX	Mexican, MX	Chattanooga	1.1	5.75	12	6	0	0	36.0	40	28	23
91	Alfonso, Aaron	R-R	6-1	195	3-5-74	Mexican, MX	Mexican, MX	Chattanooga	1.1	5.75	12	6	0	0	36.0	40	28	23
92	Alfonso, Aaron	R-R	6-1	195	3-5-74	Mexican, MX	Mexican, MX	Chattanooga	1.1	5.75	12	6	0	0	36.0	40	28	23
93	Alfonso, Aaron	R-R	6-1	195	3-5-74	Mexican, MX	Mexican, MX	Chattanooga	1.1	5.75	12	6	0	0	36.0	40	28	23
94	Alfonso, Aaron	R-R	6-1	195	3-5-74	Mexican, MX	Mexican, MX	Chattanooga	1.1	5.75	12	6	0	0	36.0	40	28	23
95	Alfonso, Aaron	R-R	6-1	195	3-5-74	Mexican, MX	Mexican, MX	Chattanooga	1.1	5.75	12	6	0	0	36.0	40	28	23
96	Alfonso, Aaron	R-R	6-1	195	3-5-													

YEAR IN REVIEW—THE ORIOLES IN 2000

ONE SEASON, TWO TEAMS: The Orioles went 43-57 through their first 100 games. On July 28 the club made the first of a series of moves in which they dealt 7 players in 5 trades over a 4-day span, acquiring a total of 14 players. The Orioles went 31-31 in the final 62 games of the season after the trades and won 8 of their last 11 games of the year.

THE UPS AND DOWNS: After dropping the season opener, the Orioles won the final 5 games of the first homestand and 10 of their first 12 games at home, their best record to start the season at home since 1992, when they won 10 of their first 11 games after moving into Camden Yards. The Birds were a season-high 6 games over .500 with a record of 11-5 on April 22, but then went 63-83 the remainder of the season. The Orioles fell to a season-high 19 games below .500 three times, the furthest point below .500 they have been since the conclusion of the 1991 season.

A TALE OF TWO HALVES: **STREAKY**—The Birds had 6 losing streaks of 4 games or more and 4 winning streaks of 4 games or more in the first half of the season. Their season-high 9 game losing streak, June 17-25, came immediately after they won 6 straight games, June 10-16. In the second half, however, the Orioles had only 2 winning streaks and 2 losing streaks of over 4 games. They did not win or lose more than two straight contests over a stretch of 44 games from August 1 to September 16. **ROAD WARRIORS**—The Orioles finished 7 games over .500 at home (44-37), but had the second worst road record in the American League (30-51). They lost 35 of 50 road games in the first half, but went 15-16 away from Camden Yards after the All-Star Break. The Birds won only 7 of their 27 series on the road. On the season, Orioles pitchers had a 5.96 ERA with 20 of their 24 blown saves on the road while opponents batted .291. At home, O's hurlers pitched to a 4.80 ERA while holding batters to a .260 average.

NUMBER OF PLAYERS: The Orioles used 50 players in 2000, which is the second-highest total in club history. The Orioles used 54 players in 1955. The Birds had 22 pitchers last season, which matches 1996 for the second most in franchise history. They used 23 in 1955, 1956 and 1995.

ROOKIE RECORD: The Orioles matched a club record with 16 rookies in 2000. The Birds also featured 16 rookies in 1955 using current rookie qualification status (there were no rookie qualification guidelines prior to 1957). Additionally, 12 of the Orioles' rookies made their major league debut last season.

O'S SET STOLEN BASE PACE: The Orioles led the American League with 126 stolen bases, marking the third time they have led the AL in steals and the first time since 1973. They also topped the AL in 1963. The 126 steals are the 4th highest mark in club history: 150 in 1976, 146 in 1973 and 145 in 1974.

LUMBER NUMBERS: The Orioles set a club record with 310 doubles in 2000, passing the previous record of 299 set in 1996 and 1999. The Orioles had an extra base hit in all but 10 games last year. The Birds reached double figures in hits in 66 games, with a season-high 23 hits on September 28 vs. Toronto. On September 3 at Cleveland, the Birds matched a club record with 11 extra base hits (7 2B, 1 3B, 3 HR). The Orioles entered August with 7 triples in 104 games. They had 12 triples in 27 games in August, one more than they hit the entire 1998 season.

PITCHING: The Orioles finished 12th in the American League with a 5.37 ERA, the highest in club history. Their ERA increased each month from April (5.37) to May (5.58) to June (5.50) to July (6.21) until August, but then posed a 4.65 ERA over the final two months of the season following the series of trades. The Birds allowed 4 or more runs in an inning 73 times, including one 8-run inning, four 7-run innings, ten 6-run innings and fourteen 5-run innings. **STARTERS:** Orioles starters led the American League with 999.1 innings pitched and were second with 14 complete games. They pitched 6.0 or more innings in 106 games last season (65%), averaging 6.2 innings per start. Starters allowed 3 earned runs or less in 29 of the last 44 games of the year, going 20-17 with a 3.92 ERA. **RELIEVERS:** The Orioles bullpen suffered 24 blown saves and was 13th in the AL with a 5.58 ERA. Orioles relievers suffered 19 blown saves in their first 31 opportunities, but rebounded to convert 21 of their last 26 save opportunities after June 28.

FIELDING: The Orioles committed 116 errors last year, the most since committing 119 errors in 1988. The Orioles set a club record with 16 straight games of committing at least one error, August 8-24. It was the longest stretch in the majors since Atlanta erred in 19 consecutive game in 1968. The O's previous record was 13 straight games, coming the last game of the 1955 season and the first 12 games of 1956. However, the Orioles turned 55 GIDPs in their final 62 games following their series of trades in July, as compared to 71 GIDPs in the first 100 games of the season.

3000: On April 15 at Minnesota, Cal Ripken collected his 3,000th career hit with a single off Hector Carrasco in the 7th inning. Ripken became the 24th player in history to reach the 3,000 hit milestone and the 7th player to have 3,000 hits and 400 home runs. Cal finished the season with 3,070 career hits, 18th on the all-time list.

ENDING WITH A BANG: The Orioles ended the season by winning their final 4 games, outscoring their opponents by a combined 52-7. The Birds set a club record with 23 runs in a 23-1 win over the Toronto Blue Jays on September 28. The Orioles matched their record for runs in an inning when they scored 10 runs in the 4th inning that night. They scored 10 runs in the 2nd inning the following night against the New York Yankees, marking only the second time in major league history a team scored 10 or more runs in an inning in consecutive games. The 36 runs scored September 28-29 established a club record for runs scored in consecutive games.

WORKHORSES: Mike Mussina led the league with 237.2 innings and Sidney Ponson was 5th with 222.0 IP. Out of the bullpen, the Birds featured two pitchers, Buddy Groom and Mike Trombley, who each made 70 or more appearances. Groom set an AL record as he appeared in 70 or more games for the fifth straight season and Trombley's 75 appearances were the second most in club history, one behind Tippy Martinez's 76 in 1982.

MOST VALUABLE ORIOLE: Delino DeShields was named the winner of the 2000 Louis M. Hatter Most Valuable Oriole Award by a vote of the media who regularly cover the team. DeShields batted .296 with 10 home runs and 86 RBI. He led the Orioles with 166 hits, was 3rd in the American League with 37 stolen bases and tied for 8th in the league with a career-high 43 doubles. His doubles total matches the second-best single season mark in Orioles history. DeShields moved from second base to left field and from the 2nd spot in the batting order to 3rd in mid-season while maintaining perhaps the Orioles' most consistent bat during the year.

THE LONE STAR: Shortstop Mike Bordick was the only Oriole to play in the 2000 All-Star Game in Atlanta. Bordick, who was named to the team as a replacement for injured shortstop Alex Rodriguez, fled out to the warning track in centerfield in his only at-bat as a pinch-hitter. Cal Ripken was elected for a record 16th time to the AL All-Star team, his 18th mid-season classic, but was unable to play after suffering from inflammation in his lower back.

TOO CLOSE FOR COMFORT: The Orioles were second in the league for the most one-run games (54), going 29-25. The O's had 33 games decided in the last at bat, going 17-16 (10-0 at home, 7-16 on the road) including 18 games decided in sudden-death fashion (7-11).

ORIOLES ODDS & ENDS

Final Streak: W4	When Tied After 6 Inn: 11-8	Series Record: 21-23-9
Last 10 Games: 7-3	When Tied After 7 Inn: 11-12	Vs. A.L. East: 25-25
When Orioles Score First: 54-37	When Tied After 8 Inn: 7-6	Vs. A.L. Central: 24-28
When Scoring 4 or More: 58-40	When Trailing After 6 Inn: 6-68	Vs. A.L. West: 18-28
When Scoring 3 or Less: 16-48	When Trailing After 7 Inn: 5-69	Vs. N.L. East: 7-11
10 Hits or More: 43-26	When Trailing After 8 Inn: 5-78	One-Run Games: 28-25
5 Hits or Less: 2-15	When Starter Goes 6+ Inn: 62-42	Two-Run Games: 11-3
O's Starters: 52-67	When O's Stal at Base: 28-38	Extra Innings: 4-7
O's Relievers: 22-21-33	When O's Make An Error: 19-43	Average Time of Game: 3:01
When Starter Goes 6+ Inn: 59-47	O's in April: 14-10	Average Time of Home Game: 2:59
When O's Make An Error: 38-40	O's in May: 9-17	Average Time of Road Game: 3:03
When O's Stal at Base: 37-37	O's in June: 10-17	Home Attendance: 3,295,195
When Leading After 6 Inn: 56-12	O's in July: 13-14	(40,681 avg./81 dates)
When Leading After 7 Inn: 59-8	O's in August: 14-15	Road Attendance: 2,014,609
When Leading After 8 Inn: 61-3	O's in September: 14-15	(24,872 avg./81 dates)

ORIOLES DAY-BY-DAY RECORD 2000

G	OPP	SCORE	W/L	PITCHERS OF RECORD		DATE	REC	POS	GB	ATTENDANCE		
				ORIOLES	OPPONENT					DAILY	DATE	CUMUL
1	CLE	1-4	L	Mussina (6-1)	COLONs (1-0)	4/3	0-1	5	1.0	48,902	4/3	48,902
2	CLE	1-7	W	RYAN (1-0)	Kamieniecki (0-1)	4/5	1-1	TJ	0.5	33,833	4/5	82,735
3	CLE	5-2	W	RAPPs (1-0)	Nagy (0-1)	4/8	2-1			36,182	4/8	118,917
4	DET	14-10	W	WORRELL (1-0)	Micks (0-1)	4/9	3-1	1	(1.0)	39,415	4/9	158,332
5	DET	2-1	W	REYES (1-0)	Brooks (0-1)	4/8	4-1	1	(1.0)	42,547	4/8	197,887
6	DET	11-6	W	MERCEDs (1-0)	Nickolls (0-2)	4/9	5-1	1	(2.0)	42,173	4/9	240,060
7	Kc	5-7(12)	L	Wormley (1-1)	SANTIAGO (1-0)	4/11	5-2	1	(1.5)	13,093	4/11	13,093
8	Kc	8-7	L	Trombley (0-1)	SANTIAGO (2-0)	4/12	6-3	1	(0.5)	16,228	4/12	29,321
9	Kc	5-6	L	Ryan (1-1)	BOTTALICO (2-0)	4/13	5-4	T2	0.5	23,724	4/13	53,045
10	Min	5-10	L	Groom (0-1)	REDMAN (1-3)	4/14	5-5	T2	1.5	15,249	4/14	67,294
11	Min	6-4	W	WORRELL (2-1)	Miles (1-2)	4/15	6-6	T2	1.5	16,745	4/15	84,039
12	Min	5-0	W	PONSONs (1-0)	Mays (0-2)	4/18	7-5	T2	1.5	14,066	4/18	100,105
13	TB	3-2	W	TROMBLEY (1-1)	Mech (2-1)	4/19	8-5	T2	2.5	40,077	4/19	280,142
14	TB	2-4	W	RAPPs (2-0)	Olson (1-2)	4/20	9-6	T2	2.0	34,596	4/20	314,738
15	Oak	11-9	W	MERCEDs (2-0)	Hendrix (1-2)	4/21	10-5	T1	--	11,802	4/21	111,954
16	Oak	4-3	W	MERCEDs (2-0)	Hendrix (1-2)	4/22	11-5	T1	--	23,783	4/22	135,737
17	Oak	2-3	L	Wormley (2-1)	ISRINGHAUSEN (1-0)	4/23	11-6	T2	1.0	14,289	4/23	149,966
18	Cws	2-9	L	Mussina (2-2)	ELDRIDGE (1-4)	4/24	11-7	T2	1.0	15,461	4/24	165,427
19	Cws	12-6	W	RAPPs (2-1)	Strick (2-2)	4/25	12-7	T1	--	11,888	4/25	177,315
20	Cws	6-11	L	Parsons (2-1)	WELLS (2-2)	4/26	12-8	T2	1.0	13,649	4/26	191,034
21	Cws	4-13	L	MERCEDs (2-2)	PARQUE (3-1)	4/27	12-9	T3	1.5	13,225	4/27	204,259
22	TEX	4-3	W	GROOM (1-1)	Zimmerman (0-3)	4/28	13-9	T2	1.5	44,092	4/28	353,776
23	TEX	3-1	W	MUSSINA (1-2)	Strick (2-2)	4/29	14-8	T2	1.0	35,232	4/29	402,200
24	TEX	4-8	L	RAPPs (3-1)	ROGERS (3-3)	4/30	14-10	T2	1.5	48,583	4/30	450,783
25	ANA	7-6	W	TROMBLEY (2-1)	Parvizi (0-2)	5/2	15-10	T2	2.0	34,593	5/2	485,376
26	ANA	5-6	L	Johnson (0-1)	ORTIZ (2-2)	5/3	15-11	T2	3.0	37,961	5/3	526,447
27	ANA	5-8	L	Mussina (1-3)	HILL (1-3)	5/4	15-12	T2	3.5	42,075	5/4	571,422
28	Ny	10-12	L	Ryan (1-2)	NELSON (5-0)	5/5	15-13	T3	4.5	42,244	5/5	584,203
29	Ny	3-1	W	RAPPs (3-2)	CLEMENS (3-2)	5/6	15-14	T3	5.5	54,350	5/6	638,553
30	Ny	7-6	W	GROOM (2-1)	Rivera (2-1)	5/7	15-15	T3	4.5	52,559	5/7	735,112
31	Tor	5-5	L	Johnson (0-2)	ESCOMBAR (3-4)	5/8	15-16	T3	5.5	15,163	5/8	750,275
32	Tor	4-6	L	Mussina (1-4)	WELLS (3-1)	5/9	16-16	T3	6.5	15,177	5/9	765,452
33	Tor	2-7	L	ERICKSONs (0-1)	PAINTER (1-0)	5/10	16-17	T3	7.0	15,598	5/10	781,050
34	BOS	4-11	L	MERCEDs (2-2)	CORMIER (1-0)	5/11	16-18	T3	7.0	43,619	5/11	824,669
35	BOS	0-9	L	Parsons (2-2)	P. MARTINEZ (0-4)	5/12	16-19	T3	7.0	48,354	5/12	873,023
36	BOS	1-5	L	Trombley (2-2)	GARCES (1-1)	5/13	16-20	T3	7.0	48,979	5/13	921,992
37	BOS	1-10	L	Mussina (1-5)	ROSE (3-2)	5/14	16-21	T3	7.0	48,167	5/14	970,159
38	ANA	4-3	W	ERICKSONs (1-1)	Bottfield (3-4)	5/16	17-21	T3	7.0	15,881	5/16	986,040
39	ANA	7-8	L	Timlin (2-1)	PERCIVAL (1-2)	5/17	17-22	T3	8.0	17,887	5/17	1,003,927
40	Tex	7-8	L	Ryan (1-3)	HELLINGs (6-1)	5/18	17-23	T3	4	35,261	5/18	1,039,188
41	Tex	1-2	L	Mussina (1-6)	LOAIZA (2-2)	5/20	17-24	T3	9.0	48,164	5/20	1,087,352
42	Tex	5-6	L	Groom (2-2)	VENAFRO (1-0)	5/21	17-25	T3	9.0	36,376	5/21	1,123,728
43	SEA	4-2	W	GROOM (3-2)	Mesa (1-1)	5/23	18-25	T3	8.0	37,747	5/23	1,161,475
44	SEA	4-3	W	MERCEDs (2-3)	Sass (1-3)	5/24	18-26	T3	8.0	37,282	5/24	1,198,757
45	SEA	5-1	W	MUSSINA (2-5)	RODRIGUEZ (2-1)	5/25	18-27	T3	7.0	34,784	5/25	1,233,541
46	OAK	8-3	W	ERICKSONs (2-1)	Mulder (2-2)	5/26	18-28	T3	7.0	36,708	5/26	1,270,249
47	OAK	4-3	L	MUSSINA (3-3)	HUDSON (1-2)	5/27	18-29	T3	8.0	33,656	5/27	1,303,905
48	Tam	8-7	W	RAPPs (4-2)	Tachell (3-5)	5/29	19-29	T3	7.0	24,289	5/29	1,328,194
49	Tam	8-7	W	PONSONs (3-2)	Yan (2-3)	5/30	19-30	T3	7.0	13,113	5/30	1,341,307
50	Tam	3-4	L	Groom (3-3)	MECRA (4-1)	5/31	19-31	T3	7.0	13,870	5/31	1,355,177
51	Tam	1-2	L	ERICKSON (2-2)	REKAR (2-3)	6/1	19-32	T3	7.0	14,108	6/1	1,369,285
52	Mon	3-5	L	Johnson (0-4)	PIRANO (6-3)	6/2	19-33	T3	7.0	12,545	6/2	1,381,830
53	Mon	4-7	L	RAPPs (4-3)	LIRA (1-0)	6/3	19-34	T3	7.0	13,828	6/3	1,395,658
54	Mon	0-1	L	Parsons (3-3)	ARMAS (1-0)	6/4	19-35	T3	8.0	15,181	6/4	1,410,839
55	Nym	4-2	W	MUSSINA (3-4)	Hampton (6-5)	6/5	19-36	T3	7.0	25,192	6/5	1,436,031
56	Nym	3-1	L	ERICKSON (2-3)	MANNING (2-1)	6/7	19-37	T3	8.5	34,492	6/7	1,470,523
57	Nym	7-8	L	MERCEDs (2-4)	COOK (5-2)	6/8	19-38	T3	9.0	9,540	6/8	1,480,063
58	PHI	5-9	L	RAPPs (4-4)	WOLF (6-3)	6/9	19-39	T3	8.0	46,218	6/9	1,526,281
59	PHI	11-4	W	PONSONs (4-3)	Schilling (1-4)	6/10	19-40	T3	9.0	48,443	6/10	1,574,724
60	PHI	1-2	W	MUSSINA (4-4)	ASHBY (2-7)	6/11	19-41	T3	9.0	47,507	6/11	1,622,231
61	TEX	3-2	W	ERICKSON (3-3)	Hallings (7-5)	6/13	19-42	T3	9.0	40,175	6/13	1,662,406
62	TEX	11-10	W	Timlin (2-1)	Cabrera (1-3)	6/14	19-43	T3	7.5	39,231	6/14	1,691,637
63	TEX	10-1	W	McLEROY (1-0)	Loaiza (3-3)	6/15	19-44	T3	8.5	46,884	6/15	1,738,521
64	ANA	4-5	W	MUSSINA (5-5)	Schwarzenegger (5-5)	6/16	19-45	T3	8.0	45,006	6/16	1,783,527
65	ANA	3-8	L	Johnson (0-5)	BELCHER (1-0)	6/17	19-46	T3	8.0	45,758	6/17	1,829,285
66	ANA	6-8	L	ERICKSON (3-4)	ETHERTON (2-1)	6/18	19-47	T3	8.0	41,198	6/18	1,870,483
67	Oak	12-13	L	Timlin (2-2)	TAM (2-2)	6/19	19-48	T3	6.5	13,287	6/19	1,883,770
68	Oak	5-6	L	Parsons (4-4)	HUDSON (2-2)	6/20	19-49	T3	7.5	20,337	6/20	1,904,107
69	Oak	4-10	L	Mussina (5-7)	PRIORE (1-0)	6/21	19-50	T3	7.5	25,287	6/21	1,929,394
70	SEA	3-1	L	Johnson (0-6)	MOYERs (6-2)	6/22	19-51	T3	8.0	11,699	6/22	1,941,093
71	SEA	3-6	L	ERICKSON (3-5)	MECHs (4-4)	6/23	19-52	T3	8.5	40,383	6/23	1,981,476
72	SEA	1-2	L	RAPPs (4-5)	HALAMA (1-3)	6/24	19-53	T3	9.5	45,142	6/24	2,026,618
73	SEA	2-4	L	Timlin (2-3)	RHODES (2-2)	6/25	19-54	T3	10.5	45,047	6/25	2,071,665
74	Bos	3-10(10)	W	TROMBLEY (3-2)	Lowry (2-3)	6/27	19-55	T4	9.5	32,813	6/27	2,104,478
75	Bos	4-7(11)	W	MERCEDs (3-3)	Florie (0-3)	6/28	19-56	T4	10.5	33,612	6/28	2,138,090
76	TOR	3-5	W	ERICKSON (3-6)	WAKEFIELD (3-5)	6/29	19-57	T4	10.5	33,612	6/29	2,171,702
77	TOR	3-5	W	RAPPs (5-3)	Halliday (5-1)	6/30	19-58	T4	9.5	40,412	6/30	2,212,114
78	TOR	12-5	W	PONSONs (5-4)	Carpenenter (6-7)	7/1	19-59	T4	8.5	40,876	7/1	2,252,990
79	TOR	3-2	W	TROMBLEY (4-2)	Quattrini (0-3)	7/2	19-60	T4	7.5	41,267	7/2	2,294,257
80	TOR	4-6	L	Johnson (0-7)	WELLS (1-4)	7/3	19-61	T4	8.5	39,017	7/3	2,333,274
81	Ny	7-6	W	ERICKSON (4-6)	Cone (1-7)	7/4	19-62	T4	7.5	44,447	7/4	2,377,721
82	Ny	6-12	L	RAPPs (5-6)	PETTITTE (3-4)	7/5	19-63	T4	7.5	40,031	7/5	2,417,752
83	Ny	6-13	L	Johnson (0-8)	STANTON (2-1)	7/6	19-64	T4	8.5	44,104	7/6	2,461,856

ORIOLES DAY-BY-DAY RECORD 2000

G	OPP	SCORE	W/L	PITCHERS OF RECORD		DATE	REC	POS	GB	ATTENDANCE		
				ORIOLES	OPPONENT					DAILY	DATE	CUMUL
84	PHI	2-1	W	MUSSINA (5-7)	Schilling (4-5)	7/7	19-65	T4	8.0	37,47	7/7	2,499,305
85	PHI	4-13	L	MERCEDs (3-4)	ASHBY (4-7)	7/8	19-66	T4	8.5	28,385	7/8	2,527,690
86	PHI	5-4	W	MILLS (1-0)	Brantley (1-2)	7/9	19-67	T4	8.5	28,100	7/9	2,555,790
87	ATL	3-6	L	Mussina (6-6)	MAUDUX (11-3)	7/13	19-68	T4	8.5	47,284	7/13	2,603,074
88	ATL	1-4	L	Parsons (5-5)	ASHBY (5-7)	7/14	19-69	T4	9.5	47,715	7/14	2,650,789
89	ATL	3-7	L	ERICKSON (4-7)	CLAVINE (10-5)	7/15	19-70	T4	10.0	48,013	7/15	2,698,802
90	FLA	5-5	W	MILLS (2-0)	Daniels (4-1)	7/16	19-71	T4	10.0	42,444	7/16	2,741,246
91	FLA	5-3	W	MERCEDs (4-4)	Camelot (3-3)	7/17	19-72	T4	9.0	37,598	7/17	2,778,844
92	FLA	0-7	L	Mussina (6-9)	SANCHEZ (6-7)	7/18	19-73	T4	10.0	38,928	7/18	2,817,772
93	BOS	7-11	L	Parsons (5-6)	R. MARTINEZ (8-5)	7/20	19-74	T4	10.5	42,048	7/20	2,859,820
94	BOS	9-4	W	ERICKSON (5-7)	Schwarzenegger (6-8)	7/20	19-75	T4	10.0	46,167	7/20	2,905,987
95	Tor	9-5	W	RAPPs (6-6)	Halliday (4-5)	7/21	19-76	T4	10.0	23,470	7/21	2,929,457
96	Tor	8-2	W	MERCEDs (5-4)	Loaiza (5-7)	7/22	19-77	T4	9.0	27,595	7/22	2,957,052
97	Tor	1-4	L	Mussina (6-10)	CASTILLO (7-5)	7/23	19-78	T4	10.0	26,276	7/23	2,983,328</

2000 ORIOLES TRANSACTIONS

January 4, 2000	Wayne Kirby (OF)	Signed to a minor league contract with ML invite
January 28, 2000	Pat Rapp (RHP)	Signed to a one-year contract
February 4, 2000	Tim Worrell (RHP)	Signed to a minor league contract with ML invite
February 8, 2000	Billy Ashley (OF)	Signed to a minor league contract with ML invite
March 1, 2000	Carlos Casimiro (2B)	Agreed to terms on a one-year contract
March 1, 2000	Ivanon Coffie (3B)	Agreed to terms on a one-year contract
March 1, 2000	Rachames Dykhorff (LHP)	Agreed to terms on a one-year contract
March 1, 2000	Brian Falkenberg (RHP)	Agreed to terms on a one-year contract
March 1, 2000	Eddy Martinez (SS)	Agreed to terms on a one-year contract
March 1, 2000	Luis Matos (OF)	Agreed to terms on a one-year contract
March 1, 2000	Richard Negreeta (RHP)	Agreed to terms on a one-year contract
March 1, 2000	Matt Riley (LHP)	Agreed to terms on a one-year contract
March 1, 2000	B.J. Ryan (LHP)	Agreed to terms on a one-year contract
March 3, 2000	Juan Aracena (RHP)	Agreed to terms on a one-year contract
March 3, 2000	Eugene Kingsale (OF)	Agreed to terms on a one-year contract
March 3, 2000	Calvin Maduro (RHP)	Agreed to terms on a one-year contract
March 3, 2000	Ryan Minor (3B)	Agreed to terms on a one-year contract
March 3, 2000	Gabe Molina (RHP)	Agreed to terms on a one-year contract
March 3, 2000	Calvin Pickering (1B)	Agreed to terms on a one-year contract
March 14, 2000	Jose DeFestino (CA)	Reassigned to minor league camp
March 14, 2000	Sean Maloney (RHP)	Reassigned to minor league camp
March 14, 2000	Nail Ryan (RHP)	Reassigned to minor league camp
March 14, 2000	Jason Werth (CA)	Reassigned to minor league camp
March 14, 2000	Richard Negreeta (RHP)	Optioned to AAA Rochester
March 14, 2000	Juan Aracena (RHP)	Optioned to AA Bowie
March 14, 2000	Carlos Casimiro (2B)	Optioned to AA Bowie
March 14, 2000	Ivanon Coffie (3B)	Optioned to AA Bowie
March 14, 2000	Luis Matos (OF)	Optioned to AA Bowie
March 14, 2000	Juan Guzman (RHP)	Optioned to A-Fredrick
March 21, 2000	Yady Almonte (OF)	Reassigned to minor league camp
March 21, 2000	Billy Ashley (OF)	Reassigned to minor league camp
March 21, 2000	Eddy Martinez (SS)	Optioned to AAA Rochester
March 23, 2000	Brian Falkenberg (RHP)	Placed on 60-day disabled list (sprained right elbow)
March 25, 2000	Matt Riley (LHP)	Optioned to AAA Rochester
March 27, 2000	Tim Worrell (RHP)	Contract purchased and added to 40-man roster
March 28, 2000	Scott Erickson (RHP)	Placed on 15-day disabled list (right elbow dislocation)
March 28, 2000	Rachames Dykhorff (LHP)	Optioned to AAA Rochester
March 28, 2000	Jason Johnson (RHP)	Optioned to AAA Rochester
March 28, 2000	Eugene Kingsale (OF)	Optioned to AAA Rochester
March 28, 2000	Ryan Minor (3B)	Optioned to AAA Rochester
March 28, 2000	Gabe Molina (RHP)	Optioned to AAA Rochester
March 28, 2000	Calvin Pickering (1B)	Optioned to AAA Rochester
March 28, 2000	Tommy Davis (CA)	Reassigned to minor league camp
March 28, 2000	Javier de la Hoya (RHP)	Reassigned to minor league camp
March 28, 2000	Rafael Pina (RHP)	Reassigned to minor league camp
March 29, 2000	Eugene Kingsale (OF)	Option voided; Placed on 15-day disabled list (strained right quadriceps)
April 2, 2000	Wayne Kirby (OF)	Optioned to AAA Rochester
April 2, 2000	Derrick May (OF)	Optioned to AAA Rochester
April 2, 2000	Greg Myers (CA)	Placed on 15-day disabled list (strained left hamstring)
April 2, 2000	Willie Morales (CA)	Contract purchased
April 2, 2000	Rich Negreeta (RHP)	Outrighted to AAA Rochester
April 6, 2000	Rachames Dykhorff (LHP)	Placed on waivers and claimed by New York Mets
April 7, 2000	Mike Timlin (RHP)	Placed on 15-day disabled list, retroactive to April 2 (abdominal strain)
April 7, 2000	Gabe Molina (RHP)	Recalled from AAA Rochester
April 9, 2000	Jerry Hairston (2B)	Optioned to AAA Rochester
April 9, 2000	Jose Mercedes (RHP)	Contract purchased from AAA Rochester
April 17, 2000	Mike Timlin (RHP)	Activated from the disabled list
April 17, 2000	Greg Myers (CA)	Activated from the disabled list
April 17, 2000	Gabe Molina (RHP)	Optioned to AAA Rochester
April 17, 2000	Willie Morales (CA)	Placed on 15-day disabled list (hyperextended left elbow)
April 21, 2000	Jason Johnson (RHP)	Recalled from AAA Rochester
April 21, 2000	Al Reyes (RHP)	Optioned to AAA Rochester
April 26, 2000	Mark Lewis (INF)	Claimed off waivers from Cincinnati Reds
April 26, 2000	Tim Worrell (RHP)	Designated for assignment
April 26, 2000	Gabe Molina (RHP)	Recalled from AAA Rochester
April 29, 2000	Jesse Garcia (2B)	Optioned to AAA Rochester
May 3, 2000	Will Clark (1B)	Placed on 15-day disabled list (strained left hamstring)
May 3, 2000	Ryan Minor (3B)	Recalled from AAA Rochester
May 4, 2000	Scott Erickson (RHP)	Activated from the disabled list
May 4, 2000	Gabe Molina (RHP)	Optioned to AAA Rochester
May 12, 2000	Eugene Kingsale (OF)	Transferred to 60-day DL (left right quadriceps)
May 13, 2000	Willie Morales (CA)	Activated from 15-day disabled list and optioned to AAA Rochester
May 14, 2000	Calvin Maduro (RHP)	Placed on 15-day disabled list (sprained ulna collateral ligament)

200

May 14, 2000	Al Reyes (RHP)	Recalled from AAA Rochester
May 18, 2000	Will Clark (1B)	Activated from 15-day disabled list
May 18, 2000	Ryan Minor (3B)	Optioned to AAA Rochester
June 8, 2000	Gabe Molina (RHP)	Recalled from AAA Rochester
June 9, 2000	B.J. Ryan (LHP)	Optioned to AAA Rochester
June 13, 2000	Alan Mills (RHP)	Acquired from Los Angeles Dodgers along with cash considerations in exchange for RHP Al Reyes
June 13, 2000	Al Reyes (RHP)	Traded to Los Angeles Dodgers in exchange for RHP Alan Mills and cash considerations
June 18, 2000	Rich Amaral (OF)	Placed on the 15-day disabled list, retro to June 15, with a strained left calf
June 18, 2000	Luis Matos (OF)	Recalled from AA Bowie
June 20, 2000	Calvin Maduro (RHP)	Activated from 15-day disabled list
June 20, 2000	Gabe Molina (RHP)	Optioned to AAA Rochester
June 22, 2000	Calvin Maduro (RHP)	Placed on 15-day disabled list (sprained ulna collateral ligament)
June 22, 2000	Gabe Molina (RHP)	Recalled from AAA Rochester
June 28, 2000	Cal Ripken (3B)	Placed on 15-day disabled list (inflammation of lower back)
June 28, 2000	Ryan Minor (3B)	Recalled from AAA Rochester
June 29, 2000	Darren Holmes (RHP)	Contract purchased and added to 40-man roster
June 29, 2000	Gabe Molina (RHP)	Optioned to AAA Rochester
July 7, 2000	Jason Johnson (RHP)	Optioned to AAA Rochester
July 7, 2000	Gabe Molina (RHP)	Recalled from AAA Rochester
July 15, 2000	Ryan Minor (3B)	Placed on 15-day disabled list, retro to July 5 (strained left ribcage muscle)
July 15, 2000	Ivanon Coffie (3B)	Recalled from AA Bowie
July 19, 2000	John Parrish (LHP)	Contract purchased from AAA Rochester
July 19, 2000	Darren Holmes (RHP)	Given unconditional release
July 27, 2000	Mark Lewis (2B)	Placed on 15-day DL, retro to July 21 (strained left hamstring)
July 28, 2000	Ryan Minor (3B)	Activated from 15-day disabled list
July 28, 2000	Scott Erickson (RHP)	Placed on 15-day DL (right elbow inflammation)
July 28, 2000	Ryan Kohnmeier (RHP)	Contract purchased from AAA Rochester
July 28, 2000	Calvin Maduro (RHP)	Transferred to 60-day disabled list (sprained ulna collateral ligament)
July 28, 2000	Rich Amaral (OF)	Given unconditional release
July 28, 2000	Juan Aracena (RHP)	Designated for assignment
July 28, 2000	Mike Bordick (SS)	Traded to New York Mets in exchange for SS Melvin Mora, CAIF Mike Kinkade, RHP Leslie Brea and RHP Pat Gorman
July 28, 2000	Melvin Mora (SS)	Acquired from New York Mets along with CAIF Mike Kinkade, RHP Leslie Brea and RHP Pat Gorman in exchange for SS Mike Bordick
July 29, 2000	Mike Timlin (RHP)	Traded to St. Louis Cardinals in exchange for 1B Chris Richard and RHP Mark Nussbeck
July 29, 2000	Chris Richard (1B)	Acquired from St. Louis Cardinals along with RHP Mark Nussbeck in exchange for RHP Mike Timlin
July 29, 2000	Charles Johnson (CA)	Traded to Chicago White Sox along with DH Harold Baines in exchange for CA Brook Fordyce, RHP Miguel Felix, RHP Juan Figueroa and RHP Jason Lakman
July 29, 2000	Harold Baines (DH)	Traded to Chicago White Sox along with CA Charles Johnson in exchange for CA Brook Fordyce, RHP Miguel Felix, RHP Juan Figueroa and RHP Jason Lakman
July 29, 2000	Brook Fordyce (CA)	Acquired from Chicago White Sox along with RHP Miguel Felix, RHP Juan Figueroa and RHP Jason Lakman in exchange for CA Charles Johnson and DH Harold Baines
July 30, 2000	B.J. Ryan (LHP)	Recalled from AAA Rochester
July 31, 2000	Will Clark (1B)	Traded to St. Louis Cardinals in exchange for 3B Jose Leon
July 31, 2000	B.J. Surhoff (OF)	Traded to Atlanta Braves along with RHP Gabe Molina in exchange for OF Trenidad Hubbard, RHP Luis Rivera and CA Fernando Linares
July 31, 2000	Gabe Molina (RHP)	Traded to Atlanta Braves along with OF B.J. Surhoff in exchange for OF Trenidad Hubbard, RHP Luis Rivera and CA Fernando Linares
August 1, 2000	Jason Johnson (RHP)	Recalled from AAA Rochester
August 5, 2000	Mark Lewis (INF)	Activated from disabled list
August 5, 2000	Carlos Casimiro (INF)	Optioned to AAA Rochester
August 11, 2000	Jerry Hairston (2B)	Recalled from AAA Rochester
August 11, 2000	Ivanon Coffie (3B)	Optioned to AAA Rochester
August 11, 2000	Alan Mills (RHP)	Placed on 15-day disabled list (right shoulder inflammation)
August 11, 2000	Leslie Brea (RHP)	Recalled from AA Bowie
August 14, 2000	Jay Soudjane (RHP)	Contract purchased from AAA Rochester
August 14, 2000	Leslie Brea (RHP)	Optioned to AAA Rochester
August 14, 2000	Scott Erickson (RHP)	Transferred from 15-day DL to 60-day DL
August 21, 2000	Ryan Minor (3B)	Optioned to AAA Rochester
August 21, 2000	Mike Kinkade (IF)	Recalled from AAA Rochester
August 27, 2000	Mike Kinkade (IF)	Optioned to AAA Rochester
August 27, 2000	Eugene Kingsale (OF)	Activated from 60-day DL and optioned to AAA Rochester
August 29, 2000	Fernando Linares (CA)	Recalled from AA Bowie
August 30, 2000	John Parrish (LHP)	Optioned to AAA Rochester
August 30, 2000	Alan Mills (RHP)	Activated from disabled list
September 1, 2000	Cal Ripken (3B)	Activated from disabled list
September 1, 2000	Eugene Kingsale (OF)	Recalled from AAA Rochester
September 1, 2000	Karin Garcia (OF)	Contract purchased from AAA Rochester
September 2, 2000	Jesse Garcia (2B)	Recalled from AAA Rochester
September 4, 2000	John Parrish (LHP)	Recalled from AAA Rochester
September 5, 2000	Willie Morales (CA)	Recalled from AAA Rochester

201

2000 IN REVIEW

September 5, 2000	Luis Rivera (RHP)	Recalled from AAA Rochester
September 5, 2000	Ivanon Coffie (3B)	Recalled from AAA Rochester
September 5, 2000	Ryan Minor (3B)	Recalled from AAA Rochester
September 23, 2000	Matt Riley (LHP)	Recalled from AA Bowie and was placed on 60-day disabled list (left elbow)
October 5, 2000	Theriot Hubbard (OF)	Given outright release
October 17, 2000	Willie Morales (CA)	Outrighted to AAA Rochester
October 17, 2000	Karin Garcia (OF)	Outrighted to AAA Rochester (elected free agency)
October 18, 2000	Calvin Maduro (RHP)	Reinstated from the 60-day disabled list
October 24, 2000	Brian Falkenberg (RHP)	Reinstated from the 60-day disabled list and optioned to AAA Rochester
November 1, 2000	Cal Ripken (3B)	Signed to a one-year contract
November 1, 2000	Scott Erickson (RHP)	Reinstated from the 60-day disabled list
November 1, 2000	Matt Riley (LHP)	Reinstated from the 60-day disabled list
November 10, 2000	Brook Fordyce (CA)	Signed to a three-year contract with an option for 2004
November 16, 2000	Sean Douglass (RHP)	Contract purchased
November 16, 2000	Josh Towers (RHP)	Contract purchased
November 20, 2000	Edy Martinez (SS)	Cleared waivers and outrighted to AAA Rochester
November 20, 2000	Calvin Pickering (1B)	Cleared waivers and outrighted to AAA Rochester
November 20, 2000	Juan Figueroa (RHP)	Contract purchased
November 20, 2000	Mark Nussbeck (RHP)	Contract purchased
November 20, 2000	Jayson Werth (CA)	Contract purchased
December 11, 2000	Jay Gibbons (1B)	Selected in Rule 5 draft
December 11, 2000	John Bale (LHP)	Acquired from Toronto Blue Jays in exchange for CA Jayson Werth
December 11, 2000	Jayson Werth (CA)	Traded to Toronto Blue Jays in exchange for LHP John Bale
December 18, 2000	Steve Sisco (3B)	Acquired from Atlanta Braves in exchange for SS Jesse Garcia
December 18, 2000	Jesse Garcia	Traded to Atlanta Braves in exchange for 3B Steve Sisco
December 19, 2000	Pat Hentgen (RHP)	Signed to a two-year contract with an option for 2003
December 20, 2000	Jason Johnson (RHP)	Signed to a one-year contract
December 20, 2000	Mike Bordick (SS)	Signed to a two-year contract
December 21, 2000	David Segui (1B)	Signed to a four-year contract
December 21, 2000	Calvin Maduro (RHP)	Non-tendered a contract for 2001 season; becomes a free agent
December 21, 2000	Ryan Minor (3B)	Designated for assignment
December 22, 2000	Ryan Minor (3B)	Traded to Montreal Expos in exchange for RHP Jorge Julio
February 13, 2001	Soney Ponson (RHP)	Agreed to terms on a one-year contract

2000 MISCELLANEOUS STATISTICS					
ORIOLES '00	W	L	CLUB STATISTICS	W	L
Home Games	44	37	Starters	52	67
Road Games	30	51	Relievers	22	21
Day Games	25	30	Grass Fields	83	74
Night Games	49	58	Artificial Turf	11	14
Shutouts - Club	6	8			
Shutouts - Individual	2	3			
Extra Innings	4	7	O's	Opp	
One-Run Games	29	25	Double Plays	151	177
Two-Run Games	12	8	Triple Plays	1	0
Vs. LH Starters	23	24	Left on Base	1129	1220
Vs. RH Starters	51	64	Grand slams	3	9
Doubleheaders	6	1	Home runs - Home	90	106
Splits (4)			Home runs - Road	94	96
Streaks	6	9	Home runs - Total	184	202

ORIOLES BATTING & PITCHING—2000

PLAYER	AVG	G	AB	R	H	TS	2B	3B	HR	BI	SH	SF	BB	IBB	SO	SB	CS	GIDP	E	SLG	OBP
Arreola R.	.217	30	60	10	13	16	1	1	0	5	0	0	7	0	8	6	2	6	0	.267	.296
Anderson B.	.257	141	508	89	130	213	26	0	18	50	5	7	8	92	5	103	16	9	4	1	.375
Baines H.	.266	72	222	24	59	97	6	0	10	30	0	1	0	29	6	39	0	0	0	0	.437
Belle A.	.281	141	559	71	157	265	37	1	23	103	0	7	4	52	11	68	0	5	17	3	.474
Bordick M.	.267	100	391	70	116	188	22	1	16	59	2	5	1	34	0	71	6	5	12	9	.481
Casimiro C.	.125	2	8	0	1	2	1	0	0	3	0	0	0	0	0	2	0	0	0	0	.125
Clark W.	.301	79	256	49	77	121	15	1	8	28	0	3	4	47	3	45	4	2	4	6	.473
Cofie J.	.217	23	60	6	13	19	4	1	0	8	0	1	1	5	0	11	1	0	3	1	.317
Conline J.	.284	119	409	53	116	179	20	2	13	46	0	4	2	36	1	53	4	3	14	15	.438
DeShields D.	.236	151	561	64	166	249	43	5	10	86	3	9	1	69	2	82	37	10	18	13	.444
Erickson S.	.400	17	5	2	3	1	0	0	1	0	0	0	0	0	0	0	0	0	0	0	.400
Fordyce B.	.322	53	177	23	57	95	11	0	9	28	0	4	2	11	0	27	0	0	3	4	.357
Garcia J.	.055	14	17	2	1	1	0	0	0	0	0	0	0	2	0	2	0	0	0	0	.055
Garcia K.	.300	8	16	0	0	0	0	0	0	0	0	0	0	0	0	0	0	0	0	0	.300
Hainston J.	.258	49	160	27	46	66	5	0	5	19	5	0	6	21	0	22	8	5	8	5	.367
Hubbard T.	.185	31	27	3	5	7	0	1	0	0	0	0	0	0	0	3	2	1	2	2	.185
Johnson C.	.294	84	286	52	84	163	16	0	21	55	1	0	32	0	69	2	0	8	3	5	.364
Johnson J.	.300	25	3	0	0	0	0	0	0	0	0	0	0	0	0	2	0	0	0	0	.300
Kingsale E.	.239	28	88	13	21	25	2	1	0	9	0	1	0	2	0	14	1	2	4	3	.284
Kinkade M.	.426	3	7	0	3	4	1	0	0	1	0	0	1	0	0	0	0	0	0	0	.426
Lewis M.	.270	71	163	19	44	67	17	0	2	24	1	1	1	12	0	31	7	2	5	10	.411
Lunar F.	.125	9	16	0	2	2	0	0	0	0	0	0	1	0	4	0	0	0	0	0	.125
Matos L.	.225	72	162	21	41	56	6	3	1	17	2	2	3	12	0	30	13	4	7	2	.308
Mercedes J.	.300	36	1	0	0	0	0	0	0	0	0	0	0	0	0	0	0	0	0	0	.300
Minor R.	.131	32	84	4	11	12	1	0	0	3	0	0	1	3	0	20	0	0	0	4	.143
Mora M.	.291	33	199	25	58	78	9	3	2	17	2	4	17	0	32	5	6	2	12	3	.397
Morales W.	.273	3	11	1	3	4	1	0	0	0	0	0	0	0	0	3	0	0	0	0	.273
Mussina M.	.300	34	6	0	0	0	0	0	0	0	0	0	0	0	0	1	0	0	0	1	.300
Myers G.	.224	43	125	9	28	43	6	0	3	12	1	0	0	8	0	29	0	0	7	0	.344
Ponson S.	.000	32	1	0	0	0	0	0	0	0	0	0	0	0	0	1	0	0	0	0	.000
Rapp P.	.300	31	3	0	0	0	0	0	0	0	0	0	0	0	0	0	0	0	0	0	.300
Richard C.	.278	56	199	38	55	112	14	2	13	36	0	3	4	15	3	38	7	5	5	5	.363
Ripken Jr. C.	.258	83	309	43	79	140	18	0	15	56	0	4	3	23	0	37	0	0	10	5	.353
Schiff J.	.232	103	411	56	120	188	27	0	13	57	1	1	2	26	3	46	7	2	5	3	.463
Trankey M.	.000	75	1	0	0	0	0	0	0	0	0	0	0	0	0	1	0	0	0	0	.000
PITCHERS	103	162	20	2	2	3	1	0	0	1	4	0	0	0	0	5	0	0	0	11	150
TOTAL	.272	162	5549	794	1508	2414	310	22	184	750	27	54	49	558	34	900	126	65	148	116	435
OPPONENTS	.275	162	5625	913	1547	2527	296	39	202	862	48	57	36	695	32	1017	104	31	127	161	448
DH	.262	162	584	71	153	231	32	2	14	72	0	3	3	63	12	100	6	3	15	0	.395

PITCHER	W	L	ERA	G	GS	CG	GF	SHO	SV	IP	H	R	ER	HR	BB	IBB	SO	WP	BK	OPP	
Brea L.	0	1	11.00	6	1	0	3	0	0	9.0	12	11	11	1	1	10	0	5	1	0	.324
Ericksen S.	5	8	7.87	19	19	1	0	0	0	82.2	127	81	81	14	5	48	0	41	3	0	.331
Groom S.	8	3	4.85	70	0	0	14	0	4	59.1	63	37	32	5	0	21	2	44	1	0	.275
Holmes D.	0	0	25.07	5	0	0	0	0	0	4.2	13	13	13	3	0	5	0	6	0	0	.481
Johnson J.	1	10	7.02	25	13	0	3	0	0	107.2	119	95	84	21	4	61	2	78	3	0	.278
Kohlmeier R.	0	1	2.39	25	0	0	22	0	13	26.1	30	9	7	1	0	15	2	17	0	0	.291
Maduro C.	0	0	9.84	15	2	0	8	0	0	23.1	29	25	25	6	2	16	1	19	1	0	.315
McEnry C.	3	0	4.89	43	2	0	10	0	0	63.1	60	36	33	6	2	34	2	50	6	0	.247
Mercedes J.	14	7	4.02	36	20	1	7	0	0	145.2	150	71	85	15	3	84	1	70	3	0	.270
Mills A.	2	0	6.46	23	0	0	3	0	1	23.2	25	17	17	6	1	19	1	18	3	0	.263
Molina G.	0	0	9.00	9	0	0	3	0	0	13.0	25	14	13	2	0	9	0	8	0	0	.397
Mussina M.	11	15	3.79	34	34	6	0	1	0	237.2	236	105	100	28	3	46	0	210	3	0	.255
Panish J.	2	4	7.18	8	8	0	0	0	0	36.1	40	32	29	6	0	3	0	28	1	0	.288
Ponson S.	9	13	4.82	32	32	6	0	1	0	222.0	223	125	119	30	1	83	0	152	5	0	.258
Rapp P.	9	12	5.90	31	30	0	0	0	0	174.0	203	125	114	18	5	83	5	106	8	0	.290
Ryes A.	1	0	6.92	13	0	0	2	0	0	13.0	13	10	10	2	0	11	1	10	0	0	.271
Rivers L.	0	0	0.00	1	0	0	0	0	0	0.2	1	0	0	0	0	0	1	0	0	0	.333
Ryan B.J.	2	3	5.91	42	0	0	9	0	0	42.2	36	29	28	7	0	31	1	41	2	1	.225
Soupeon J.	1	1	6.00	7	4	0	1	0	0	24.0	26	16	16	5	2	15	0	11	3	0	.283
Timin M.	2	3	4.89	37	0	0	31	0	1	35.0	37	22	19	6	2	15	3	26	0	0	.276
Tronley M.	4	5	4.13	75	0	0	32	0	4	72.0	87	34	33	15	4	38	8	72	8	0	.247
Winn L.	2	2	7.36	5	0	0	2	0	0	7.1	12	6	6	3	0	5	3	5	0	0	.353
BALTIMORE	74	86	5.37	162	162	14	148	6	33	1433.1	1547	913	855	202	36	665	32	1017	51	1	.275
OPPONENTS	68	74	4.46	162	162	11	151	8	34	1438.1	1508	794	713	18	48	350	30	502	32	2	.272

ORIOLES FIELDING—2000

PITCHERS	TEAM	T	PCT	G	GS	PO	A	E	TC	DP	TP
Brea, L	BAL	R	.000	6	1	0	0	0	0	0	0
Ericksen, S	BAL	R	.800	16	16	7	5	3	15	0	0
Groom, B	BAL	L	.857	70	0	2	10	2	14	1	0
Holmes, D	BAL	R	.000	5	0	0	0	0	0	0	0
Johnson, J	BAL	R	1.000	25	13	3	4	0	7	0	0
Kohlmeier, R	BAL	R	1.000	25	0	2	2	0	4	0	0
Masuro, C	BAL	R	1.000	15	2	1	2	0	3	0	0
McEroy, C	BAL	L	.900	43	2	3	8	1	10	1	0
Merodas, J	BAL	R	1.000	36	20	2	15	0	18	0	0
Mills, A	BAL	R	.800	23	0	2	2	1	5	0	0
Molina, G	BAL	R	1.000	9	0	1	1	0	2	0	0
Mussina, M	BAL	R	.977	34	34	17	25	1	44	1	0
Pamish, J	BAL	L	.833	8	8	1	4	1	8	1	0
Ponson, S	BAL	R	1.000	32	32	13	22	0	35	0	0
Rapp, P	BAL	R	.967	31	30	4	25	1	30	2	0
Rivera, A	BAL	R	1.000	13	0	0	3	0	3	0	0
Rivera, L	BAL	R	.000	1	0	0	0	0	0	0	0
Ryan, B.J	BAL	L	1.000	42	0	0	4	0	4	0	0
Spurgeon, J	BAL	R	.867	7	4	0	2	1	3	0	0
Tierlin, M	BAL	R	1.000	37	0	1	10	0	11	1	0
Trombley, M	BAL	R	1.000	75	0	3	11	0	14	1	0
Worrell, T	BAL	R	1.000	5	0	1	0	0	1	0	0
CATCHERS	TEAM	T	PCT	G	GS	PO	A	E	TC	DP	TP
Fortyso, B	BAL	R	.888	52	48	313	23	4	337	2	0
Fortyso, B	CWS	R	1.000	40	32	251	13	0	264	2	0
Fortyso, B	TOTAL	R	.963	92	80	564	33	4	601	4	0
Johnson, C	BAL	R	.954	83	80	468	30	3	531	4	0
Johnson, C	CWS	R	.967	43	41	224	12	3	239	3	0
Johnson, C	TOTAL	R	.962	126	121	722	42	6	770	7	0
Lunar, F	BAL	R	1.000	9	4	43	2	0	45	0	0
Morales, W	BAL	R	1.000	3	3	22	2	0	24	1	0
Myers, G	BAL	R	1.000	28	27	166	14	0	180	1	0
FIRST BASE	TEAM	T	PCT	G	GS	PO	A	E	TC	DP	TP
Amarel, R	BAL	R	1.000	1	0	5	4	0	9	4	0
Clark, W	BAL	L	.991	72	71	583	44	6	633	58	0
Conine, J	BAL	R	.985	39	36	304	31	5	340	27	1
Kirkade, M	BAL	R	1.000	1	0	1	0	0	1	0	0
Minnor, R	BAL	R	1.000	5	3	26	3	0	29	1	0
Richard, C	BAL	L	.989	53	52	440	18	5	463	52	0
SECOND BASE	TEAM	T	PCT	G	GS	PO	A	E	TC	DP	TP
DeShields, D	BAL	R	.975	96	93	171	254	11	436	46	0
Garcia, J	BAL	R	1.000	6	3	5	18	0	23	3	0
Hainston, J	BAL	R	.981	48	48	101	156	5	262	45	1
Lewis, M	BAL	R	.978	21	17	37	51	2	90	11	0
Mora, M	BAL	R	1.000	1	0	2	1	0	3	1	0
THIRD BASE	TEAM	T	PCT	G	GS	PO	A	E	TC	DP	TP
Collier, J	BAL	R	.971	15	12	6	27	1	34	1	0
Conine, J	BAL	R	.932	44	38	21	75	7	103	10	0
Lewis, M	BAL	R	.957	29	19	8	34	7	49	2	0
Minnor, R	BAL	R	.926	26	20	18	32	4	54	5	0
Ripken Jr, C	BAL	R	.974	73	73	56	134	5	165	17	0
SHORTSTOP	TEAM	T	PCT	G	GS	PO	A	E	TC	DP	TP
Bordick, M	BAL	R	.979	100	100	161	258	9	428	57	0
Collier, J	BAL	R	1.000	4	2	7	5	0	12	1	0
Garcia, J	BAL	R	1.000	5	1	4	4	0	8	2	0
Lewis, M	BAL	R	.975	14	7	19	20	1	40	5	0
Mora, M	BAL	R	.952	52	52	78	160	12	250	32	1
OUTFIELDERS	TEAM	T	PCT	G	GS	PO	A	E	TC	DP	TP
Amarel, R	BAL	R	1.000	19	13	45	1	0	46	0	0
Anderson, B	BAL	L	.997	127	124	301	1	1	303	1	0
Belle, A	BAL	R	.986	110	110	211	8	3	222	2	0
Conine, J	BAL	R	.930	19	16	38	2	3	43	1	0
DeShields, D	BAL	R	.975	41	40	76	3	2	81	1	0
Garcia, K	BAL	L	1.000	2	0	2	0	0	2	0	0
Garcia, K	DET	L	1.000	7	5	8	0	0	8	0	0
Garcia, K	TOTAL	L	1.000	9	5	10	0	0	10	0	0
Hubbard, T	BAL	R	.929	24	3	12	1	1	14	0	0
Kingsale, E	BAL	R	.954	24	22	60	2	3	85	0	0
Matos, L	BAL	R	.988	69	55	168	3	2	173	0	0
Richard, C	BAL	L	1.000	1	1	3	0	0	3	0	0
Surhoff, B	BAL	R	.987	102	102	226	5	3	234	1	0

ORIOLES 2000 PINCH-HITTING STATISTICS

Player	AVG	AB	H	HR	RBI	AVG	AB	H	HR	RBI
Amarel	.000	4	0	0	0	.241	83	20	1	10
Anderson	.000	4	0	0	0	.197	66	13	0	4
Baines*	.375	6	3	0	0	.333	178	59	3	49
Casimiro	1.000	1	1	0	2	1.000	1	1	0	2
Clark*	.000	1	0	0	1	.321	56	18	2	9
Collier	.667	3	2	0	0	.667	3	2	0	0
Conine	.333	9	3	1	3	.265	68	18	4	14
DeShields	.000	5	0	0	0	.208	53	11	3	10
Fortyso*	.000	3	0	0	0	.212	33	7	0	4
J. Garcia	.000	1	0	0	0	.000	2	0	0	0
K. Garcia*	.000	3	0	0	0	.136	44	6	0	3
Hubbard*	.000	1	0	0	0	.252	111	28	0	10
Johnson*	.000	1	0	0	0	.222	9	2	0	0
Kingsale	.000	3	0	0	0	.200	5	1	0	0
Kirkade*	.000	1	0	0	0	.077	13	1	0	0
Lewis*	.500	2	1	0	0	.253	79	20	1	13
Matos	.000	1	0	0	0	.000	1	0	0	0
Minnor	.500	2	1	0	1	.333	3	1	0	1
Myers	.222	9	2	0	2	.257	144	37	3	22
Richard*	.000	3	0	0	0	.060	1	0	0	0
TEAM	.213	61	13	1	9					

* with Orioles only

ORIOLES 2000 DESIGNATED HITTING STATISTICS

Player	AVG	G	AB	H	HR	RBI	AVG	G	AB	H	HR	RBI
Amarel	.000	5	1	0	0	0	.316	32	79	25	0	15
Anderson	.207	11	29	6	0	2	.294	73	187	55	6	31
Baines*	.265	62	215	57	10	30	.265	1627	5724	1677	235	972
Belle	.303	31	122	37	1	12	.273	221	840	229	33	144
Casimiro	.125	2	8	1	0	3	.125	2	8	1	0	3
Clark*	.278	6	18	5	0	3	.154	33	62	12	1	7
Collier	.000	1	1	0	0	0	.000	1	1	0	0	0
Conine	.214	20	56	12	1	5	.229	43	109	25	1	13
DeShields	.349	10	43	15	0	6	.349	10	43	15	0	6
K. Garcia*	.000	4	12	0	0	0	.100	5	20	2	0	0
Hubbard*	.000	6	2	0	0	0	.000	6	2	0	0	0
Johnson*	.000	1	1	0	0	0	.000	1	1	0	0	0
Kingsale	.000	1	2	0	0	0	.000	2	4	0	0	0
Kirkade*	.500	2	6	3	0	1	.500	2	6	3	0	1
Matos	.000	3	0	0	0	0	.000	3	0	0	0	0
Lewis*	.000	4	2	0	0	0	.200	6	10	2	0	1
Myers	.208	9	24	5	2	4	.227	38	132	30	3	17
Richard*	.000	1	3	0	0	0	.000	1	3	0	0	0
Ripken	.289	10	36	11	0	6	.289	10	36	11	0	6
Surhoff*	.333	1	3	1	0	0	.333	1	3	1	0	0
TEAM	.261	586	153	14	72							

* with Orioles only

2000 ORIOLES MISCELLANEOUS—TEAM PITCHING STATISTICS

Total	ERA	W	L	Sv	SvOp	GS	CG	IP	H	R	ER	HR	TBB	SO
Starters	5.37	74	88	33	57	162	14	1433.1	1547	913	855	202	665	1017
Relievers	5.28	52	67	0	0	162	14	989.1	1077	622	566	130	418	668
Home	5.58	22	21	33	57	0	0	434.0	470	291	269	72	247	349
Road	4.80	44	37	14	18	81	8	730.0	735	416	389	106	321	527
April	5.96	30	51	19	39	81	8	703.1	812	485	466	98	344	493
May	5.37	14	10	4	9	24	2	214.2	228	135	128	31	102	139
June	5.58	9	17	3	12	26	1	224.1	267	147	139	37	102	144
July	5.90	10	17	5	10	27	2	235.0	253	164	154	39	119	189
August	6.21	13	14	7	7	27	3	239.0	273	173	165	38	100	184
September	4.92	14	15	6	11	29	3	261.1	268	162	143	32	110	194
October	4.43	13	15	6	8	28	3	250.0	249	129	123	23	128	178
Grass	5.00	1	0	0	0	1	0	9.0	9	3	3	0	6	9
Turf	5.49	83	74	27	48	137	10	1215.0	1295	792	741	176	587	853
Day	4.70	11	14	6	9	25	4	218.1	252	121	114	26	88	164
Night	5.08	25	30	12	17	55	5	487.2	520	294	275	82	235	358
vs. A's	5.52	49	58	21	40	107	9	945.2	1027	619	590	140	430	659
vs. B's	4.70	5	7	2	3	12	2	105.1	111	58	55	15	49	71
vs. CWS	6.42	5	7	3	7	12	1	110.2	132	81	79	16	57	93
vs. Cle	6.70	4	6	0	0	10	0	86.0	98	77	84	15	45	63
vs. Det	5.62	5	4	2	3	9	0	83.1	99	57	52	9	48	44
vs. Fla	5.56	6	4	2	3	10	1	88.0	102	59	55	16	39	64
vs. KC	5.89	3	7	3	6	10	0	88.2	99	61	58	15	37	48
vs. Min	3.59	6	3	4	5	9	2	79.0	82	40	35	2	26	65
vs. NYY	7.18	5	7	2	5	12	0	104.0	120	85	83	17	53	65
vs. Oak	6.10	4	8	3	6	12	0	107.2	121	78	73	18	76	81
vs. Sea	5.65	3	7	0	2	10	0	85.0	86	58	54	12	47	78
vs. TB	3.59	8	5	4	6	13	2	126.1	117	50	46	13	42	90
vs. Tex	5.16	6	6	1	3	12	2	103.0	106	60	59	12	54	62
vs. Tor	3.98	7	6	2	2	13	2	113.0	107	52	50	22	27	72
vs. Atl	5.67	0	3	0	0	3	1	27.0	32	15	15	2	8	21
vs. Fla	5.00	2	1	2	2	3	0	27.0	32	15	15	2	8	9
vs. Mon	4.88	0	3	0	0	3	1	24.0	27	13	13	5	9	23
vs. NYM	7.18	1	2	1	2	3	0	26.1	29	21	21	5	15	21
vs. PHI	4.08	4	2	2	2	6	0	53.0	52	33	24	5	25	47
Pre-All Star	5.72	38	48	16	35	86	8	752.0	834	508	478	121	360	530
Post-All Star	4.98	38	40	17	22	76	8	881.1	713	405	377	81	305	487

OPPOSING BATTERS VS. ORIOLES PITCHING

Total	AVG	AB	R	H	2B	3B	HR	RBI	SB	CS	TBB	SO	OBP	SLG
vs. Left	275	5625	913	1547	296	39	202	882	104	31	665	1017	.352	.449
vs. Right	272	2519	—	686	126	23	74	376	51	11	324	450	.354	.429
Starters	277	3106	—	861	170	16	128	506	53	20	341	567	.350	.466
Relievers	275	3822	622	1077	210	27	130	581	73	21	419	668	.346	.441
Home	276	1703	291	470	86	12	72	321	31	10	247	349	.366	.467
Road	280	2831	418	735	117	15	108	408	47	17	321	527	.337	.434
None on	291	2794	465	812	179	24	99	474	57	14	344	490	.367	.475
Runners on	273	3052	—	833	159	24	104	104	0	0	295	561	.340	.443
None out	277	2573	—	714	137	15	98	776	104	31	370	456	.366	.457
Scoring Pos	288	1365	—	407	74	16	45	45	0	0	136	230	.365	.475
First Inning	282	1535	—	433	87	8	59	676	27	8	252	294	.376	.464
Inning 1-6	271	1888	—	512	91	11	72	355	38	16	285	413	.360	.445
Inning 7+	275	3810	627	1049	210	27	130	602	78	21	436	648	.351	.447
Close & Late	274	1815	289	498	86	12	72	280	29	10	229	369	.355	.454
Bases Loaded	255	836	—	213	38	4	26	125	16	5	124	178	.350	.403
vs First Batter	277	168	—	46	9	1	9	154	0	0	25	29	.353	.506
Pre-All Star	272	348	—	94	13	3	18	55	4	0	45	80	.354	.463
Post-All Star	281	2988	508	834	166	24	121	490	45	14	360	530	.358	.476
	268	2659	405	713	130	15	81	392	59	17	305	487	.348	.423

2000 ORIOLES MISCELLANEOUS—TEAM BATTING STATISTICS

Total	AVG	AB	R	H	2B	3B	HR	RBI	SB	CS	TBB	SO	OBP	SLG
	272	5549	754	1508	310	22	184	750	128	65	558	900	.341	.435
vs. Left	283	1514	—	429	87	6	46	207	37	18	167	235	.356	.440
vs. Right	267	4035	—	1079	223	16	138	543	89	47	391	665	.355	.433
Home	272	2853	389	722	131	8	90	389	60	28	304	436	.349	.429
Road	271	2690	405	786	179	14	94	381	66	37	254	464	.333	.440
None on Runners on	273	3070	—	838	160	10	114	636	0	0	300	482	.343	.443
	270	2479	—	670	150	12	70	636	0	0	258	418	.337	.425
April	285	834	144	238	53	4	31	133	20	13	91	127	.358	.478
May	290	877	113	233	57	1	31	107	16	7	85	144	.329	.439
June	273	943	138	257	44	1	42	135	15	8	102	149	.344	.455
July	283	928	135	262	52	1	28	126	27	7	92	151	.350	.432
August	262	974	125	255	51	12	28	118	23	15	94	165	.331	.425
September	263	952	132	253	52	3	22	126	22	15	94	165	.332	.392
October	333	33	7	10	1	0	2	6	3	0	2	8	.516	
	AVG	AB	R	H	2B	3B	HR	RBI	SB	CS	TBB	SO	OBP	SLG
None enroute	270	1372	—	370	76	6	58	59	0	0	133	221	.340	.463
Scoring Pos	271	1366	—	370	76	8	58	59	0	0	133	221	.340	.463
Post-9/25 Out	241	643	—	155	35	2	19	205	15	7	82	138	.341	.390
Close & Late	240	770	—	185	38	2	16	91	22	12	77	146	.310	.355
Bases Loaded	236	108	—	32	7	0	3	83	0	0	9	23	.336	.444
Batting #1	251	638	106	180	32	0	21	63	22	9	99	119	.358	.400
Batting #2	250	672	106	185	40	3	15	72	23	14	67	104	.358	.426
Batting #3	231	653	82	190	45	6	18	99	25	8	62	97	.350	.449
Batting #4	271	641	76	174	39	1	24	110	0	7	60	87	.334	.446
Batting #5	275	643	82	177	40	2	16	81	12	6	43	85	.323	.418
Batting #6	253	587	97	173	33	2	31	87	7	6	59	82	.361	.511
Batting #7	248	589	83	141	25	2	21	68	10	3	74	103	.340	.439
Batting #8	280	574	79	161	38	2	23	89	8	3	54	116	.342	.470
Batting #9	240	562	74	135	20	5	17	80	9	9	40	106	.292	.384
	AVG	AB	R	H	2B	3B	HR	RBI	SB	CS	TBB	SO	OBP	SLG
As P	100	20	2	2	1	0	0	1	0	0	0	5	.100	.150
As CF	287	581	83	197	32	0	31	90	2	0	50	124	.344	.503
As LF	237	582	101	173	35	3	27	77	11	7	69	96	.374	.507
As 2B	283	630	95	178	41	3	14	83	39	11	66	91	.354	.424
As 3B	233	597	88	139	33	1	21	82	6	2	46	88	.290	.367
As RF	255	638	98	187	33	4	18	80	13	13	54	113	.350	.442
As LF	275	628	89	173	38	1	19	91	15	6	75	82	.352	.478
As CF	245	613	86	150	22	4	13	62	26	14	61	106	.320	.357
As RF	285	625	90	177	39	4	27	108	7	7	66	80	.354	.488
As P	288	1807	264	520	99	9	58	261	48	27	202	298	.342	.425
As DH	282	585	71	153	32	2	14	72	6	3	63	101	.335	.395
As PH for DH	298	14	1	4	2	0	1	5	0	0	2	4	.375	.643
As PH	213	61	5	13	6	0	1	9	0	0	10	17	.320	.381
As PR	000	0	14	0	0	0	0	0	4	0	0	0	.000	.000
Grass Turf	272	4846	882	1263	251	19	156	645	112	58	497	744	.344	.434
	271	933	112	245	59	4	28	105	14	7	61	158	.321	.439
Day Night	273	1870	254	510	112	6	52	237	49	29	171	301	.337	.422
	271	3679	540	998	196	16	132	513	77	36	387	599	.342	.441
Inning 1-6	278	3790	584	1058	221	17	140	563	96	46	377	589	.347	.457
Inning 7+	257	1759	210	452	89	5	44	197	30	18	181	311	.329	.398
	AVG	AB	R	H	2B	3B	HR	RBI	SB	CS	TBB	SO	OBP	SLG
vs. Ana	258	398	55	102	18	1	13	54	14	9	54	62	.344	.409
vs. Bos	263	433	51	114	18	1	13	50	15	4	31	75	.315	.400
vs. CWS	258	328	56	86	17	4	15	54	8	7	43	65	.364	.471
vs. Det	232	308	50	83	24	1	11	54	9	8	36	48	.376	.494
vs. Fla	275	334	46	121	1	4	14	59	7	7	28	59	.322	.404
vs. KC	259	347	44	90	20	1	9	39	9	8	29	53	.329	.404
vs. Min	306	320	52	98	21	2	11	48	5	5	22	47	.350	.488
vs. NY	250	320	44	118	25	1	19	89	12	1	52	79	.365	.481
vs. Oak	270	422	54	118	25	2	12	52	12	3	33	47	.337	.412
vs. Sea	271	322	27	70	15	0	7	26	3	2	32	54	.282	.329
vs. TB	260	443	56	115	25	6	16	52	12	7	45	78	.334	.451
vs. Tex	267	387	63	108	30	1	12	60	3	3	49	64	.355	.438
vs. Tor	302	480	61	139	33	0	14	73	6	1	40	73	.383	.465
vs. Atl	230	100	7	23	4	0	1	6	2	1	9	17	.294	.300
vs. Fla	213	97	13	30	4	0	4	14	0	2	7	14	.308	.426
vs. Mon	228	107	7	21	5	0	0	1	1	1	13	17	.286	.382
vs. NYM	324	108	14	35	7	0	0	14	6	3	12	20	.382	.500
vs. Phi	322	216	34	61	11	0	4	33	1	0	16	29	.330	.472
Pre-All Star	276	2989	447	895	173	7	117	423	66	28	313	494	.345	.456
Post-All Star	269	2590	347	616	137	15	87	327	70	37	245	438	.336	.411

WON-LOST RECORDS VS. EACH OPPONENT 1954-2000

VS. OPPONENT	HOME			ROAD			TOTAL		
	W	L	PCT	W	L	PCT	W	L	PCT
Anaheim-1	158	101	.610	139	125	.527	297	226	.568
Atlanta	1	5	.167	6	0	1.000	7	5	.583
Boston	184	157	.546	165	201	.451	349	358	.474
Chicago	183	144	.560	155	172	.474	338	316	.517
Cleveland	191	176	.520	167	199	.458	358	375	.488
Detroit	202	167	.547	190	185	.507	392	352	.527
Florida	3	3	.500	1	5	.167	4	8	.333
Kansas City	108	72	.600	89	91	.492	196	163	.546
Milwaukee	105	74	.589	107	84	.560	216	158	.578
Minnesota	146	102	.589	130	125	.510	276	227	.549
Montreal	4	2	.667	0	6	.000	4	8	.333
New York Mets	3	5	.375	1	4	.200	4	9	.306
New York Yankees	184	186	.497	173	202	.461	357	388	.479
Oakland	192	92	.680	113	90	.557	215	182	.542
Philadelphia	6	3	.667	6	3	.667	12	6	.667
Seattle	82	55	.599	66	66	.500	150	121	.554
Tampa Bay	9	9	.500	9	10	.474	18	19	.486
Texas	92	69	.571	98	63	.609	190	132	.590
Toronto	87	67	.565	65	82	.442	152	149	.505

* Tie games: The Orioles have played 10 tie games, all in Baltimore (one each in '96 and '92, and 8 others between '55 and '94). Most were Baltimore curfew related. Those curfews, which prohibited starting an inning after 11:55 p.m. six days a week and required the immediate suspension of play at 11:59 p.m. on Saturdays, are no longer in effect.

Tie games were played against: Chicago-4, Kansas City A's-2, Milwaukee-1, New York-1, Oakland-1 and Texas-1.

Legend: 1-includes Los Angeles, '61-'85; and California, '86-'96

ORIOLES WON-LOST RECORDS IN DIFFERENT BALLPARKS

ANAHEIM	Wrigley Field, LA (6-4, '61)...Dodger Stadium (15-20, '62-'65)...Anaheim Stadium/Edison International Field (118-101, '96-'00, and 1-1 in '79 ALCS).
ATLANTA	Turner Field (6-0, '57-'59).
BOSTON	Fenway Park (165-201, '54-'90).
CHICAGO	Old Comiskey Park (128-144, '54-'90, including 2-0 in '83 ALCS)...New Comiskey Park (24-26, '91-'00)...Milwaukee County Stadium (2-0, '52/89 & '91/69).
CLEVELAND	Municipal Stadium (157-173, '54-'93)...Jacobs Field (10-25, '94-'00, including 1-1 in '96 Division Series and 1-2 in '97 ALCS).
DETROIT	Tiger Stadium (188-183, '54-'99)...Comerica Park (2-2, '00).
FLORIDA	Pro Player Stadium (1-5, '97-'99).
KANSAS CITY	Municipal Stadium vs. both A's and Royals (93-71, '54-'87 and '89-'92 vs. Royals only, 17-7, '69-'72)...Ewing Kauffman Stadium (71-84, '73-'00).
MILWAUKEE	County Stadium (107-84 vs. Brewers, '70-'97, 2-0 vs. Chicago White Sox, '52/89 and '91/69).
MINNESOTA	Metropolitan Stadium (77-88, '81-'81, including 3-0 in the '89 and '70 ALCS)...Hubert H. Humphrey Metrodome (53-57, '82-'00).
MONTREAL	Olympic Stadium (3-6, '98-'00).
NEW YORK	Yankee Stadium (91-100, '54-'73)...New Yankee Stadium (73-93, '76-'00, including 1-1 in 1996 ALCS)...Shea Stadium (3-9 vs. Yankees in '74 and '75, 1-4 vs. Mets, '89-'00, and 0-3 in '69 World Series).
OAKLAND	Oakland-Alameda County Coliseum (113-80, '68-'00, 3-3 in the '71, '73 and '74 ALCS).
PHILADELPHIA	Connie Mack Stadium (2-9, '54)...Veterans Stadium (8-3, '98-'00).
SEATTLE	Sicks' Stadium (5-1, '69)...Kingdome (88-59, '77-'99 and 2-0 in '97 Division Series)...Safeco Field (3-7, '99-'00).
TAMPA BAY	Tropicana Field (9-10, '98-'00).
TEXAS	Arlington Stadium (81-45, '72-'93)...The Ballpark in Arlington (17-17, '94-'00).
TORONTO	Exhibition Stadium (35-41, '77-'86)...SkyDome (30-41, '89-'00).
WASHINGTON	Griffith Stadium vs. both DC franchises (51-34, '54-'61) - 44-33 vs. original Senators and 7-1 vs. expansion Senators...Robert F. Kennedy Stadium (58-32, '92-'91). NOTE: The Orioles had a combined overall record of 224-126 (.640) vs. the two Washington franchises and 109-69 (.612) in Washington only.

ORIOLES WON-LOST RECORDS VS. MULTI-CITY FRANCHISES

ANAHEIM	Los Angeles (49-41, '61-'65)...Anaheim (248-185, '66-'00, not including 3-1 in the 1979 ALCS).
MILWAUKEE	Seattle Pilots (5-3, '59)...Brewers (216-158, '70-'97).
MINNESOTA	Washington Senators (89-65, '54-'60)...Twins (276-227, '81-'00, not including 6-3 in '89 and '70 ALCS).
OAKLAND	Philadelphia A's (10-12, '54)...Kansas City A's (151-104, '55-'67)...Oakland A's (215-182, '68-'00, not including 3-3 in '71, '73 and '74 ALCS).
TEXAS	Washington Senators (135-61, '81-'71)...Texas Rangers (190-132, '72-'00).

ANAHEIM ANGELS

2000 Gene Autry Way
Anaheim, CA 92805
(714) 940-2000
Edison International Field (1998)
Seating Capacity: 45,050
Dimensions (L-R): 365-408-365

Orioles Hotel in Anaheim: Doubletree (714) 634-4500
Angels Hotel in Baltimore: Marriott Waterfront (410) 385-3000
Vice President/Communications: Tim Mead
Manager/Baseball Information: Larry Babcock
Traveling Secretary: Tom Taylor
Manager: Mike Scioscia

2000 RESULTS

Date	At	W/L	Score
5/2	BAL	W	7-6
5/3	BAL	L	5-8
5/4	BAL	L	5-8
5/10	ANA	W	4-3
5/17	ANA	L	7-8
5/18	BAL	W	4-3
5/19	BAL	L	3-8
5/20	BAL	L	6-8
5/21	ANA	L	1-2
5/22	ANA	W	3-1

2001 SCHEDULE

Date	At	Time
5/22	BAL	7:05 PM
5/23	BAL	3:05 PM
5/24	BAL	7:05 PM
5/25	BAL	7:05 PM
5/26	BAL	1:35 PM
5/27	BAL	12:35 PM
5/28	ANA	10:05 PM
5/29	ANA	10:05 PM
5/30	ANA	8:05 PM
5/31	ANA	8:05 PM

SWEEPS

Last BAL sweep at home:
3 game: 7/23-7/25/99
4 game: 9/24-9/26/95
Last BAL sweep at ANA:
3 game: 9/17-9/19/99
4 game: Never
Last ANA sweep at BAL:
3 game: Never
Last ANA sweep at ANA:
3 game: 8/31-9/2/93
4 game: Never

RECORD BY DECADE

Year	Home	Away	Total
1960's	44-31	35-41	83-72
1970's	37-22	28-30	65-52
1980's	38-22	33-27	71-49
1990's	37-22	38-24	73-46
2000's	2-4	3-3	5-7

ALL-TIME SERIES RESULTS

Year	Home	Road	Total	Year	Home	Road	Total	Year	Home	Road	Total	Series Totals
1961	2-8	6-4	8-10	1974	4-2	3-3	7-5	1987	4-2	5-1	9-3	Home: 158-101
1962	6-3	2-7	8-10	1975	2-4	4-2	6-6	1988	3-3	2-4	5-7	Road: 139-125
1963	8-3	3-6	9-9	1976	4-2	4-2	8-4	1989	4-2	2-4	6-6	Total: 297-226
1964	6-3	5-4	11-7	1977	5-1	0-6	5-8	1990	4-2	3-3	7-5	
1965	8-2	5-3	13-5	1978	2-3	2-8	4-8	1991	3-3	3-3	6-6	
1966	8-3	6-3	12-6	1979	5-1	4-2	9-3	1992	4-2	4-2	8-4	
1967	2-4	4-7	6-11	1980	4-2	6-0	10-2	1993	4-2	3-3	7-5	
1968	5-4	5-4	10-8	1981	3-3	3-3	6-6	1994	3-3	5-1	8-4	
1969	3-3	3-3	6-6	1982	3-3	4-2	7-5	1995	4-2	5-2	9-4	
1970	4-2	3-3	7-5	1983	4-2	3-3	7-5	1996	3-3	3-3	6-6	
1971	4-2	3-3	7-5	1984	5-1	3-3	8-4	1997	5-1	2-3	7-4	
1972	4-2	2-4	6-6	1985	4-2	3-3	7-5	1998	3-2	3-3	6-5	
1973	3-3	3-3	6-6	1986	4-2	2-4	6-6	1999	4-2	5-1	9-3	
								2000	2-4	3-3	5-7	

Best Season Series Record: 10-2, 1980
Worst Season Series Record: 6-11, 1967
Most Runs, game by Baltimore: 17, 17-3 (8/26/85)
Most Runs, game by Anaheim: 16, 16-8 (5/4/83)
Longest winning streak: 12 (7/19/79-8/26/80)
Longest losing streak: 5, twice (5/11/77-8/7/77 and 7/25/78-8/20/78)
Current Streak: 1 win (5/11/00)
Largest crowd at Memorial: 51,382 (7/21/79)
Largest crowd at OPAECY: 48,344 (7/26/99)
Largest crowd at Anaheim Stadium: 63,073 (4/23/83)

2000 HIGHLIGHTS: The Angels won the season series, 7-5, marking the first time in 12 years that the Angels finished above .500 against the Orioles...The Orioles dropped 2 of 3 games in each series at home against the Angels and split both a two-game and a four-game series at Anaheim...It marked the first time the Orioles lost the season series at home to the Angels since 1978...On 5/2, Mike Bordick's bases-loaded single off Anaheim closer Todd Percival in the bottom of the 6th gave the Orioles a 7-6 victory...The come-from-behind win extended the Birds' winning streak to nine over the Angels dating to 5/26/99...Back-to-back losses from 5/3-4 gave the Orioles their first home series loss in 2000 after winning the first four of the season at Camden Yards...Despite missing the last four games of the season series with Anaheim due to injury, Albert Belle hit .379 with 5 home runs and 12 RBI against the Angels.

ALL-TIME SERIES NOTES: The Angels have won the season series with the Orioles only seven times in 40 years, with nine ties between the two teams...The Orioles have finished the season series at .500 or better in 19 of the last 21 years...On 7/25/89, Albert Belle hit 3 home runs against the Halos...Cal Ripken played in his 2,131st consecutive game against the Angels at Camden Yards on 9/5/95, breaking Lou Gehrig's record...Ripken tied the record against the Angels the night before and hit a home run in each game...The Orioles and Angels played before 63,073 fans on 4/23/83, marking the largest regular season attendance for a night game at Anaheim Stadium...John Lovestein hit a pinch-hit home run in the 10th inning of Game 1 of the '79 ALCS, giving the Orioles a 6-3 win over the Angels...The Birds went on to defeat California 3 games to 1 in the series...Nolan Ryan pitched his fourth career no-hitter against the Orioles on 8/1/75...Joe Beinsky tossed a no-hitter against the Birds on 5/16/82...The Angels (then called the Los Angeles Angels) defeated the Orioles 7-2 at Memorial Stadium in their inaugural game on 4/11/61.

BOSTON RED SOX

4 Yawkey Way
Boston, MA 02215
(617) 267-9440

Fenway Park (1912)
Seating Capacity: 33,675 (Day), 33,991 (Night)
Dimensions (L-R): 310-390-332

Orioles Hotel in Boston: Sheraton Boston (617) 236-2000
Red Sox Hotel in Baltimore: Marriott Waterfront (410) 385-3000
Director of Communications and Baseball Information: Kevin Shea
Baseball Information Coordinator: Glenn Wilburn
Traveling Secretary: Jack McCormick
Manager: Jimmy Williams

2000 RESULTS

Date	At	W/L	Score
5/11	BAL	L	4-11
5/12	BAL	L	0-9
5/13	BAL	L	1-5
5/14	BAL	L	1-10
6/27	BOS	W	6-3 (10)
6/28	BOS	W	8-7 (11)
6/29	BOS	L	4-12
7/20	BAL	L	7-11
7/21	BAL	W	9-4
9/22	BOS	W	3-1
9/23	BOS	L	7-8 (10)
9/24	BOS	W	1-0

2001 SCHEDULE

Date	At	Time
4/2	BAL	3:05 PM
4/4	BAL	7:05 PM
4/5	BAL	7:05 PM
4/10	BOS	6:05 PM
4/11	BOS	6:05 PM
4/12	BOS	6:05 PM
8/10	BAL	7:05 PM
8/11	BAL	1:15 PM
8/12	BAL	1:15 PM
8/17	BOS	7:05 PM
8/18	BOS	5:05 PM
8/19	BOS	1:35 PM
8/14	BAL	7:05 PM
8/15	BAL	1:15 PM
8/16	BAL	1:35 PM
9/24	BOS	7:05 PM
9/25	BOS	7:05 PM
9/26	BOS	7:05 PM
9/27	BOS	7:05 PM

SWEEPS

Last BAL sweep at home:
3 game: 9/2-9/4/74
4 game: 7/9-7/12/86
Last BAL sweep at BOS:
3 game: 6/13-6/16/84
4 game: 9/23-9/26/80
Last BOS sweep at BAL:
3 game: 10/1-10/3/89
4 game: 5/11-5/14/00
Last BOS sweep at BOS:
3 game: 6/22-6/24/80
4 game: 6/10-6/13/95

RECORD BY DECADE

Year	Home	Away	Total
1950's	29-37	22-44	51-81
1960's	56-34	47-45	103-79
1970's	45-39	38-46	83-85
1980's	22-40	26-33	48-73
1990's	26-32	28-31	57-63
2000's	1-5	4-2	5-7

ALL-TIME SERIES RESULTS

Year	Home	Road	Total
1954	6-5	5-8	11-11
1955	3-8	5-6	8-14
1956	4-7	2-9	6-16
1957	5-8	3-8	8-14
1958	6-5	4-7	10-12
1959	5-8	3-8	8-14
1960	8-3	8-3	16-6
1961	8-1	3-8	11-7
1962	5-4	3-8	8-10
1963	4-5	3-8	7-11
1964	7-2	4-5	11-7
1965	6-3	5-4	11-7
1966	4-5	8-1	12-6
1967	4-5	8-3	10-8
1968	6-3	3-8	9-9
1969	6-3	4-5	10-8

Year	Home	Road	Total
1960	8-1	5-4	13-5
1961	6-3	3-6	9-9
1962	4-5	3-6	7-11
1963	4-5	3-6	7-11
1964	4-5	3-6	7-11
1965	4-5	3-6	7-11
1966	4-5	3-6	7-11
1967	4-5	3-6	7-11
1968	4-5	3-6	7-11
1969	4-5	3-6	7-11

Best Season Series Record: 16-6, 1960
Worst Season Series Record: 1-12, 1967
Most Runs, game by Baltimore: 16 (4 times), most recent, 16-4 (6/11/83)
Most Runs, game by Boston: 15, 16-5 (5/3/57)
Longest winning streak: 8 (4/27/60-5/30/62)

Longest losing streak: 11 (9/25/76-6/23/77)
Current streak: 1 win (9/24/00)
Largest crowd at Memorial: 52,161 (4/3/85)
Largest crowd at O'Leary: 48,579 (5/13/00)
Largest crowd at Fenway Park: 35,666 (8/4/75)

2000 HIGHLIGHTS: The Red Sox won the season series, 7-5. The Red Sox won five of six games at Camden Yards and swept a four-game series in Baltimore for the first time since 1977. Boston outscored the Birds 35-6 in the series sweep. In throwing a two-hitter, complete game shutout against the Orioles on 5/12, Pedro Martinez tied a major-league record for strikeouts in consecutive games (32) by striking out 15 batters in his only appearance of the season against the Birds...The Orioles won four of six games at Fenway Park, including back-to-back extra-inning victories 6/27-28...On both nights, the Birds rallied from one-run 9th-inning deficits against Red Sox closer Derek Lowe to force extra innings...On 6/27, Charles Johnson's two-run homer in the 10th inning broke a 1-1 tie and the Orioles won, 6-3...The next night, Harold Baines' RBI double in the 11th gave the Orioles an 8-7 win...The Orioles and Red Sox split a day-night doubleheader at Camden Yards on 7/20...Ryan Klineberger suffered his only blown save of the season in 14 opportunities on 9/23 at Boston...Mike Mussina matched his own club record with 15 strikeouts as he combined with three relievers to shutout the Red Sox, 1-0, in the teams' final meeting of the year on 9/24.

ALL-TIME SERIES NOTES: On 4/26/97 against the Red Sox, Roberto Alomar became the first Oriole player to hit three home runs in a game at Camden Yards...Eddie Murray hit his 304th career home run against Boston on 8/12/87, surpassing Boog Powell on the Orioles all-time home run list...The record stood until '96, when Cal Ripken broke Murray's record...Tom Phoebus pitched a no-hitter against Boston on 4/27/66...Boog Powell homered three times at Fenway Park on 8/15/86...Frank Robinson hit a home run in his first game as an Oriole, a 5-4 win over the Red Sox in the season opener on 4/12/68...The Orioles allowed 12 runs in one inning against Boston on 8/10/95, and it stood as a club record until '96...Ted Williams hit a home run in the final at-bat of his career, against the Orioles' Jack Fisher on 9/28/60 in Fenway Park.

CHICAGO WHITE SOX

333 W. 35th St.
Chicago, IL 60616
(312) 674-1000

Comiskey Park (1991)
Seating Capacity: 45,687
Dimensions: 330-400-335

Orioles Hotel in Chicago: Westin (312) 542-7200
White Sox Hotel in Baltimore: Hyatt Regency (410) 528-1234
Director of Public Relations: Scott Relfert
Manager of Public Relations: Bob Segal
Manager of Team Travel: Ed Cassin
Manager: Jerry Manuel

2000 RESULTS

Date	At	W/L	Score
4/24	CWS	L	2-8
4/25	CWS	W	12-6
4/26	CWS	L	6-11
4/27	CWS	L	4-13
8/14	BAL	W	9-2
8/15	BAL	L	4-14
8/16	BAL	L	3-7
8/17	BAL	W	5-3
8/23	CWS	L	4-8
8/24	CWS	W	8-5

2001 SCHEDULE

Date	At	Time
6/21	BAL	7:05 PM
6/22	BAL	7:05 PM
6/23	BAL	1:15 PM
6/24	BAL	1:35 PM
6/25	CWS	8:05 PM
6/30	CWS	7:05 PM
7/1	CWS	2:05 PM

SWEEPS

Last BAL sweep at home:
3 game: 5/4-5/6/59
4 game: 7/19-7/22/90
Last BAL sweep at CWS:
3 game: 5/22-5/24/89
4 game: 7/6-7/9/85
Last CWS sweep at BAL:
3 game: 8/31-9/2/98
4 game: 8/17-8/19/54
Last CWS sweep at CWS:
3 game: 8/25-8/27/86
4 game: 6/18-6/21/56

RECORD BY DECADE

Year	Home	Away	Total
1950's	31-35	25-41	56-76
1960's	49-39	48-44	95-83
1970's	43-14	31-25	74-39
1980's	36-23	27-30	63-53
1990's	22-31	24-28	46-59
2000's	2-2	2-4	4-6

ALL-TIME SERIES RESULTS

Year	Home	Road	Total
1954	3-8	4-7	7-15
1955	5-8	5-6	10-12
1956	6-5	3-8	9-13
1957	5-8	3-8	8-14
1958	6-5	3-8	9-13
1959	6-5	3-8	9-13
1960	8-3	5-6	13-9
1961	7-2	4-5	11-7
1962	5-4	4-5	9-9
1963	4-5	3-8	7-11
1964	4-5	3-8	7-11
1965	4-5	3-8	7-11
1966	3-8	6-3	9-9
1967	3-8	4-6	7-11
1968	6-3	5-4	11-7
1969	4-2	5-1	9-3

Year	Home	Road	Total
1960	8-1	5-4	13-5
1961	6-3	3-6	9-9
1962	4-5	3-6	7-11
1963	4-5	3-6	7-11
1964	4-5	3-6	7-11
1965	4-5	3-6	7-11
1966	4-5	3-6	7-11
1967	4-5	3-6	7-11
1968	4-5	3-6	7-11
1969	4-5	3-6	7-11

Best Season Series Record: 8-1, 1978
Worst Season Series Record: 2-9, 1999
Most Runs, game by Baltimore: 18, 18-2 (4/29/70)
Most Runs, game by Chicago: 18, 18-5 (4/23/81)
Longest winning streak: 9, twice, most recent (5/4/77-8/2/78)
Largest crowd at New Comiskey: 43,589 (5/28/84)

Longest losing streak: 9 (5/15/68-6/12/68)
Current streak: 1 win (8/24/00)
Largest crowd at Memorial: 51,327 (4/2/84)
Largest crowd at O'Leary: 48,063 (4/6/98)
Largest crowd at Old Comiskey: 48,952 (9/4/77)

2000 HIGHLIGHTS: The White Sox won the season series, 6-4, marking the 11th time in the last 13 years that the White Sox won the season series versus the Orioles. After dropping 3 of 4 in Chicago in April, the Orioles split their remaining games with the AL Central Champion White Sox. Jose Valentin became the seventh opposing player to hit for the cycle against the Orioles by going 4-for-5 with 5 RBI on 4/27...On 8/14, Jerry Hairston led off the game against Chicago with a home run and Luis Matos connected in the 3rd inning for his first career home run in the Orioles' 8-2 win...Jason Johnson tied an Orioles record by allowing 12 runs to the White Sox on 8/15...James Baldwin tied an AL record by hitting four O's batters on 8/17...Delino DeShields hit .364 and had 10 RBI against the White Sox in 2000.

ALL-TIME SERIES NOTES: On 6/21/89, Brady Anderson became the third player in major league history to lead off both games of a doubleheader with a home run...The Orioles trailed Chicago in the wild card race for most of the '96 season before taking two of three from the White Sox in Baltimore, 9/10-12, and moved into the lead which they would keep the remainder of the season...Wilson Alvarez pitched a no-hitter against the Orioles on 8/11/91...The Orioles defeated the White Sox 9-0 at Comiskey Park on 4/29/98 for their first win of the season, snapping their 21-game losing streak...Eddie Murray became the first player in history to hit home runs from both sides of the plate in consecutive games, 5/8-9 at Comiskey Park...The Birds defeated the White Sox 3 games to 1 in the '83 ALCS...Mike Bodicker struck out a then-record 14 batters in Game 2 of the series...The Orioles beat the White Sox 17-0 on 7/27/89, marking the O's largest margin of victory...Brooks Robinson hit for the cycle on 7/15/60 against Chicago...He had five hits, including two singles...Jim Wilson and Dick Donovan combined to shutout the Orioles in both ends of a doubleheader on 6/15/68...In a five year span between '55-'59, Chicago and Baltimore played four tie games at Memorial Stadium...Three games were suspended by curfew and the game on 8/6/59 was called after 18 innings...The same year, the two clubs also played a pair of 17-inning games (8/4 & 7/23).

CLEVELAND INDIANS

2401 Ontario Street
Cleveland, OH 44115
(216) 426-4200
Jacobs Field (1994)
Seating Capacity: 43,388
Dimensions (L-R): 325-405-325

Orioles Hotel in Cleveland: Marriott (216) 696-9200
Indians Hotel in Baltimore: Marriott Waterford (410) 385-3000
Director of Media Relations: Bart Swain
Manager, Media Relations: Curtis Danburg
Director of Team Travel: Mike Segal
Manager: Charlie Manuel

2000 RESULTS
Orioles won series, 5-4

Date	At	W/L	Score
4/3	BAL	L	1-4
4/5	BAL	W	11-7
4/6	BAL	W	6-2
7/29	BAL	L	3-14
7/29	BAL	W	4-0
7/30	BAL	W	10-7
9/1	CLE	L	2-5
9/2	CLE	W	8-6
9/3	CLE	L	11-12 (13)

2001 SCHEDULE
(Eastern standard time)

Date	At	Time
4/6	CLE	7:05 PM
4/7	CLE	1:05 PM
4/8	CLE	1:05 PM
4/17	BAL	7:05 PM
4/18	BAL	7:05 PM
4/19	BAL	3:05 PM

SWEEPS

Last BAL sweep at home:
3 game: 6/5-6/8/93
4 game: 5/29-5/29/72
Last BAL sweep at CLE:
3 game: 4/13-4/12/87
4 game: 9/24-9/25/71
Last CLE sweep at BAL:
3 game: 8/13-8/15/99
4 game: 4/9-4/11/88
Last CLE sweep at BAL:
3 game: 4/15-4/17/88
4 game: 5/15-5/12/88

RECORD BY DECADE

Year	Home	Away	Total
1950's	25-40	15-50	40-90
1960's	48-42	50-43	98-85
1970's	54-30	50-35	104-65
1980's	31-31	28-33	59-64
1990's	28-31	23-36	51-67
2000's	4-2	1-2	5-4

ALL-TIME SERIES RESULTS

Year	Home	Road	Total
1954	3-8	0-11	3-19
1955	2-8	1-10	3-19
1956	3-8	2-9	5-17
1957	5-4	4-7	9-12
1958	7-4	3-7	10-11
1959	5-6	5-8	10-12
1960	6-5	8-3	14-8
1961	5-4	4-5	9-9
1962	5-4	6-3	11-7
1963	4-5	6-3	10-8
1964	2-7	6-3	8-10
1965	7-1	3-7	10-8
1966	5-4	3-6	8-10
1967	4-5	5-4	9-9
1968	3-6	4-5	7-11
1969	8-1	5-4	13-5

Year	Home	Road	Total
1970	7-2	7-2	14-4
1971	6-3	7-2	13-5
1972	5-4	3-6	8-10
1973	5-4	7-2	12-6
1974	6-3	6-3	12-6
1975	4-4	6-4	10-8
1976	4-5	3-6	7-11
1977	8-0	3-4	11-4
1978	5-2	4-4	9-6
1979	4-3	4-2	8-5
1980	2-2	2-0	4-2
1981	2-2	2-0	4-2
1982	2-4	4-3	6-7
1983	3-4	3-3	6-7
1984	2-4	3-3	5-7
1985	2-4	0-6	2-10
1986	3-3	2-4	5-7
1987	4-2	2-3	6-5
1988	2-3	3-3	5-6
1989	1-3	0-6	1-9
2000	4-2	1-2	5-4

Series Totals

Year	Home	Road	Total
1954	3-8	0-11	3-19
1955	2-8	1-10	3-19
1956	3-8	2-9	5-17
1957	5-4	4-7	9-12
1958	7-4	3-7	10-11
1959	5-6	5-8	10-12
1960	6-5	8-3	14-8
1961	5-4	4-5	9-9
1962	5-4	6-3	11-7
1963	4-5	6-3	10-8
1964	2-7	6-3	8-10
1965	7-1	3-7	10-8
1966	5-4	3-6	8-10
1967	4-5	5-4	9-9
1968	3-6	4-5	7-11
1969	8-1	5-4	13-5

Best Season Series Record: 14-4, 1970
Worst Season Series Record: 1-9, 1969
Most Runs, game by Baltimore: 19, 19-6 (8/29/57)
Most runs, game by Cleveland: 15, 15-7 (5/5/99)
Longest winning streak: 10 (9/24/99-7/1/00)

Longest losing streak: 17 (8/21/54-9/6/54)
Current streak: 1 loss (9/3/00)
Largest crowd at Memorial: 52,292 (4/7/86)
Largest crowd at OPAC: 48,374 (8/21/88)
Largest crowd at Cleveland Stadium: 64,540 (4/10/87)
Largest crowd at Jacobs Field: 43,238 (8/15/88)

2000 HIGHLIGHTS: The Orioles went 5-4 against the Indians in 2000, marking only the second time since 1993 that the Birds won the season series against Cleveland... The Tribe captured an Opening Day victory over the Orioles, but the Birds rebounded behind game-winning home runs from Charles Johnson in each of the next two games to win the season-opening series... The Orioles also won 2 of 3 from Cleveland in their next meeting at Camden Yards, including a day-night doubleheader split on 7/29... After the Orioles dropped the first game, Jose Mercedes combined with three relievers to shutout the Tribe in the nightcap, 4-0... On 7/30, Luis Matos tied a team record with 4 stolen bases and John Parrish recorded his first major league victory... On 9/1, Cal Ripken returned from two months on the disabled list by going 1-for-3 against the Indians' Chuck Finley... That same night, the Orioles turned the club's first triple play since 1992... The Orioles and Indians completed the series by playing a 3 hour, 53 minute game on 9/2 and a 13-inning, 5 hour, 17 minute game in the series finale... On 9/3, the Indians won, 12-11, on a one-out home run by Kenny Lofton in the bottom of the 13th... Lofton also stole 5 bases to set an Orioles record for most steals in a game by an opponent... Chris Richards tied an Orioles record with 15 total bases as he hit 2 home runs, a triple, a double and drove in 6 runs, coming within Indians' right fielder Bill Selby's shoestring catch of hitting for the cycle.

ALL-TIME SERIES NOTES: The Orioles went 1-9 against Cleveland in '99, marking their worst season series record against the Indians... On 8/14/98, Chris Hoiles became the ninth player in major league history to hit two grand slams in one game... Cal Ripken collected his 2,819th hit on 8/21/98, surpassing Brooks Robinson for first on the Orioles' all-time hit list... The Orioles and Indians split back-to-back doubleheaders, 6/15-16/97... The Indians defeated the Orioles 4 games to 2 in the '97 ALCS, with all four of Cleveland's victories by one run... Mike Mussina struck out an ALCS record 15 batters in Game 3 of the series... In '96, the Orioles defeated the Indians in the Division Series, 3 games to 1... Roberto Alomar's single in the ninth inning tied the game and his home run in the 12th earned the O's an ALCS berth... The Orioles lost 10 consecutive games at Jacobs Field from 6/30/94-8/2/96... The Orioles defeated the Indians, 2-0, in the first game played at Camden Yards on 4/6/92... On 4/15/77, Brooks Robinson hit the 288th and final home of his career, a three-run pinch-hit home in the bottom of the 10th inning off Dave LaRoche for a 6-5 win... Frank Robinson hit a 451-foot home run off the Indians' Luis Tiant on 5/8/66, and became the only player to hit a ball completely out of Municipal Stadium... Rocky Colavito hit four home runs against the Orioles on 6/10/59... The Orioles lost 25 of their first 26 games at Cleveland, including an 0-11 record at Municipal Stadium in '54... The Indians set a major-league record by scoring eight runs without an out against the Birds on 7/6/54.

DETROIT TIGERS

2100 Woodward Ave.
Detroit, MI 48201
(313) 471-2000
Comerica Park (2000)
Seating Capacity: 40,120
Dimensions (L-R): 345-420-330

Orioles Hotel in Detroit: Ritz-Carlton Dearborn (313) 441-2000
Tigers Hotel in Baltimore: Hyatt Regency (410) 528-1234
Public Relations Manager: Jim Anderson
Public Relations Coordinator, Baseball Information: Brian Britten
Traveling Secretary: Bill Brown
Manager: Phil Garner

2000 RESULTS
Orioles won series, 6-4

Date	At	W/L	Score
4/7	BAL	W	14-10
4/8	BAL	W	2-1 (10)
4/9	BAL	W	11-6
6/7	DET	W	4-3
6/8	DET	L	1-4
6/9	DET	W	5-2
8/10	DET	L	3-14
8/29	BAL	L	2-12
8/30	BAL	W	5-1
8/31	BAL	L	1-6

2001 SCHEDULE
(Eastern standard time)

Date	At	Time
4/24	DET	7:05 PM
4/25	DET	7:05 PM
4/26	DET	1:05 PM
5/15	BAL	7:05 PM
5/16	BAL	7:05 PM
5/17	BAL	7:05 PM

SWEEPS

Last BAL sweep at home:
3 game: 4/7-4/9/00
4 game: 4/17-4/20/92
Last BAL sweep at DET:
3 game: 7/26-7/30/99
4 game: 6/1-6/4/89
Last DET sweep at BAL:
3 game: 9/24-9/26/93
4 game: 9/16-9/19/86
Last DET sweep at DET:
3 game: 6/16-6/18/95
4 game: 8/1-8/3/58

RECORD BY DECADE

Year	Home	Away	Total
1950's	38-29	24-42	62-70
1960's	44-48	46-48	90-94
1970's	52-30	50-35	102-65
1980's	28-39	35-30	61-69
1990's	38-20	33-30	71-50
2000's	4-2	2-2	6-4

ALL-TIME SERIES RESULTS

Year	Home	Road	Total
1954	5-8	3-8	8-14
1955	5-8	4-7	9-13
1956	7-4	6-5	13-9
1957	6-5	3-8	9-13
1958	7-4	3-8	10-12
1959	8-3	5-6	13-9
1960	5-6	8-3	13-9
1961	4-5	5-4	9-9
1962	1-9	1-8	2-18
1963	8-1	5-4	13-5
1964	8-3	5-4	11-7
1965	5-4	6-3	11-7
1966	4-5	5-4	9-9
1967	2-7	1-8	3-15
1968	3-6	5-4	8-10
1969	8-3	5-4	11-7

Year	Home	Road	Total
1970	7-2	4-5	11-7
1971	5-4	3-6	8-10
1972	5-4	5-4	10-8
1973	4-5	5-4	9-9
1974	6-3	6-1	12-4
1975	4-3	6-1	10-4
1976	6-3	6-3	12-6
1977	7-0	5-3	12-3
1978	4-4	5-4	9-8
1979	4-2	3-4	7-6
1980	5-2	5-1	10-3
1981	2-4	4-3	6-7
1982	4-3	3-3	7-6
1983	1-5	4-3	5-8
1984	3-4	4-2	7-6
1985	3-3	3-4	6-7

Series Totals

Year	Home	Road	Total
1954	5-8	3-8	8-14
1955	5-8	4-7	9-13
1956	7-4	6-5	13-9
1957	6-5	3-8	9-13
1958	7-4	3-8	10-12
1959	8-3	5-6	13-9
1960	5-6	8-3	13-9
1961	4-5	5-4	9-9
1962	1-9	1-8	2-18
1963	8-1	5-4	13-5
1964	8-3	5-4	11-7
1965	5-4	6-3	11-7
1966	4-5	5-4	9-9
1967	2-7	1-8	3-15
1968	3-6	5-4	8-10
1969	8-3	5-4	11-7

Best Season Series Record: 10-1, 1998
Worst Season Series Record: 1-12, 1966
Most Runs, game by Baltimore: 16, 16-6 (9/15/96)
Most Runs, game by Detroit: 17, 17-11 (8/12/63)
Longest winning streak: 11 (8/7/96 - 7/4/97 (1))

Longest losing streak: 9, three times, most recent (8/28/96-6/21/97)
Current streak: 1 loss (8/21/00)
Largest crowd at Memorial: 51,764 (8/10/84)
Largest crowd at OPAC: 49,505 (8/7/99)
Largest crowd at Tiger Stadium: 53,959 (7/6/70)
Largest crowd at Comerica Park: 40,093 (8/10/00)

2000 HIGHLIGHTS: The Orioles went 6-4 against Detroit in 2000... The Orioles are 38-18 against the Tigers over the last four seasons and have not lost a season series to Detroit since 1994... The Birds swept Detroit in their first meeting of the season, 4/7-9, at Camden Yards... The Orioles and Tigers combined to hit nine home runs on 4/7, including a major-league record-tying five in the 5th inning... The next day, Delino DeShields's one-out single plated Mike Bordick for a 10-inning, 2-1 win... The Orioles and Tigers split a four-game series in Detroit in August... On 8/7, the Orioles won their first game ever at Comerica Park, 4-3, as Ryan Kohnimer notched his first major-league save... Melvin Mora matched his career-high with 4 hits against the Tigers on 8/8... In the Orioles' 5-1 victory over the Tigers on 8/30, Jose Mercedes allowed only an infield hit and a bases-empty home run while striking out 5 for the second complete game of his career... In three starts against Detroit, Mercedes was 3-0 with a 2.57 ERA in 3 starts against Detroit... Delino DeShields hit .375 against the Tigers with 9 RBI... Melvin Mora hit .440 against the Tigers in 2000.

ALL-TIME SERIES NOTES: Albert Belle tied a major-league record with 4 doubles in the Orioles' 11-4 victory over Detroit on 8/22/99... Mike Mussina tied a then-club record by striking out 14 batters against Detroit on 7/5/97... Mussina also struck out 14 at Detroit on 5/18/93... Eddie Murray hit his 500th career home run off Detroit's Felipe Lira on 9/6/96 to become the third player in history with 500 home runs and 3,000 hits... On 9/15/96 at Tiger Stadium, Mark Parent hit the Orioles' 241st home run to break the '61 New York Yankees' record for home runs in a season... The Tigers defeated the Orioles 7-1 on 10/6/91 in the final game played at Memorial Stadium... Steve Barber and Stu Miller combined to no-hit Detroit in the first game of a doubleheader on 4/30/67... The Orioles lost 2-1 when the Tigers scored two runs in the ninth inning on a wild pitch and an error... Ray Moore pitched 15 innings against the Tigers on 5/21/57, but did not receive a decision in the Orioles' 2-1 loss... The Orioles played their inaugural game in Detroit on 4/13/54 and lost 3-0... The next day, the Birds would get their first win, 3-2 against the Tigers... The Orioles finished with a record of 188-183 at Tiger Stadium.

KANSAS CITY ROYALS

P.O. Box 419869
Kansas City, MO 64141
(816) 921-8000
Kauffman Stadium (1973)
Seating Capacity: 40,793
Dimensions (L-R): 330-400-330

Orioles Hotel in Kansas City: Fairmont (816) 766-1500
Royals Hotel in Baltimore: Renaissance Harborplace (410) 547-1200
Senior Director, Media Relations: David Witzy
Manager, Media Relations: Aaron Babcock
Manager, Team Travel: Jeff Davenport
Manager: Tony Muser

2000 RESULTS			
Date	At	W/L	Score
4/11	KC	L	6-11
4/12	KC	L	6-7
4/13	KC	L	5-6
4/14	KC	L	6-7
4/15	KC	L	12-11
4/16	KC	L	5-10
4/17	BAL	L	1-4
4/18	BAL	L	0-7
4/19	BAL	L	2-1
4/20	BAL	W	2-1

2001 SCHEDULE			
Date	At	Time	Score
4/6	KC	8:05 PM	
4/7	KC	8:05 PM	
4/8	KC	8:05 PM	
4/9	KC	8:05 PM	
4/10	BAL	7:05 PM	
4/11	BAL	7:05 PM	
4/12	BAL	7:05 PM	
4/13	BAL	7:05 PM	
4/14	BAL	7:05 PM	
4/15	BAL	7:05 PM	
4/16	BAL	7:05 PM	

SWEEPS			
Last BAL sweep at home:	Year	Home	Away
3 game: 6/14-6/19/99	1999	5-1	6-0
4 game: Never	1997	36-19	27-32
Last BAL sweep at KC:	1980	32-28	23-33
3 game: 4/21-4/23/92	1992	31-22	31-21
4 game: 7/16-7/19/97	1997	2-2	1-5
Last KC sweep at BAL:	2000	2-2	1-5
3 game: 8/28 - 9/30/98			
4 game: Never			
Last KC sweep at KC:			
3 game: 4/11-4/13/00			
4 game: 7/25-8/1/02			

RECORD BY DECADE			
Year	Home	Away	Total
1980's	5-1	6-0	11-1
1990's	36-19	27-32	65-51
2000's	31-22	31-21	62-43
2000's	2-2	1-5	3-7

ALL-TIME SERIES RESULTS			
Year	Home	Road	Total
1969	5-1	6-0	11-1
1970	6-0	12-0	18-0
1971	4-1	2-4	6-5
1972	3-3	3-3	6-6
1973	5-1	3-3	8-4
1974	4-2	4-2	8-4
1975	5-1	2-4	7-5
1976	4-2	2-4	6-6
1977	2-3	2-4	4-7
1978	2-3	0-5	2-8
1979	3-3	3-3	6-6

ALL-TIME SERIES RESULTS			
Year	Home	Road	Total
1980	4-2	2-4	6-6
1981	4-2	1-1	5-3
1982	4-2	0-8	4-10
1983	4-2	4-2	8-4
1984	3-3	2-4	5-7
1985	2-4	4-2	6-6
1986	3-3	3-3	6-6
1987	4-2	5-1	9-3
1988	0-6	0-6	0-12
1989	4-2	2-4	6-6
1990	4-1	4-2	8-3

ALL-TIME SERIES RESULTS			
Year	Home	Road	Total
1991	1-5	3-3	4-8
1992	4-2	4-2	8-4
1993	4-2	3-3	7-5
1994	2-4	2-1	4-5
1995	2-3	2-2	4-5
1996	5-1	4-2	9-3
1997	3-2	4-2	7-4
1998	2-4	3-2	5-6
1999	4-2	2-2	6-4
2000	2-2	1-5	3-7

ALL-TIME SERIES RESULTS			
Year	Home	Road	Total
1999	1-5	3-3	4-8
2000	2-2	1-5	3-7
2001	4-2	4-2	8-4
2002	4-2	3-3	7-5
2003	4-2	3-3	7-5
2004	4-2	3-3	7-5
2005	4-2	3-3	7-5
2006	4-2	3-3	7-5
2007	4-2	3-3	7-5
2008	4-2	3-3	7-5
2009	4-2	3-3	7-5

Best Season Series Record: 12-0, 1970
Worst Season Series Record: 0-12, 1988
Most Runs, game by Baltimore: 14, 14-1 (8/3/90)
Most Runs, game by Kansas City: 15, twice, most recently (4/29/99)
Longest winning streak: 23 (5/10/89-8/2/97)

Longest losing streak: 15 (7/26/87-4/11/93)
Current streak: 2 wins (8/20-8/21/00)
Largest crowd at Memorial: 51,856 (4/5/82)
Largest crowd at O'Quinn: 48,154 (8/29/98)
Largest crowd at Municipal Stadium: 29,120 (5/27/71)
Largest crowd at Kauffman Stadium: 41,334 (8/11/00)

2000 HIGHLIGHTS: The Royals won the season series, 7-3. The Orioles dropped seven of the first eight games to the Royals before winning the final two contests...in their first meeting of the season in April, the Royals swept a three-game series from the Orioles in Kansas City, snapping the Birds' 5-game winning streak...All three victories were in sudden-death, with Brian Johnson hitting a two-run homer off Tim Worrell in the 12th inning of the series opener, Ray Sanchez beating Mike Trombly with a three-run homer in the bottom of the 9th the next night, and in the series finale, Carlos Beltran recording a game-winning RBI single in the bottom of the 9th off B.J. Ryan...The sweep was the Royals' first over the Orioles in Kauffman Stadium since 1988...In his first action of the season, Jerry Hairston led off the game against the Royals with a home run on 8/11...The next night, Albert Belle's two-out, two-run homer capped a four-run ninth inning to give the Orioles a 12-11 win and snap a 9-game losing streak to the Royals dating to 8/25/00...Leslie Bras lost his major-league debut to the Royals on 8/13, allowing 6 runs in 3.1 innings...After dropping the first two games to the Royals in their only Camden Yards series in August, the Orioles rebounded to win the final two games by identical 2-1 scores...On 8/20, Jeff Conine's RBI double in the 8th inning broke a 1-1 tie and beat his former team...Ryan Konikover saved all three Orioles victories over the Royals.

ALL-TIME SERIES NOTES: On 4/27/99 at Camden Yards against the Royals, B.J. Surhoff matched an Orioles record with 5 hits in a game...Cal Ripken played his 2,216th consecutive game on 8/14/86 at Kansas City, setting a new world record for most consecutive games played...The previous record was held by Sachio Knapp, who played for the Hiroshima Carp in Japan's Central League...The Orioles and Royals combined to score 38 runs in a doubleheader on 6/23/61...Ripken made his major league debut against Kansas City on 8/10/81...He entered the game as a pinch-runner and scored a run...Ripken hit his first major-league home run against the Royals on Opening Day the following season, 4/5/82...The Orioles set a major-league record by defeating the Royals 23 straight games from 4/10/89-8/2/97.

MINNESOTA TWINS

34 Kirby Puckett Place
Minneapolis, MN 55415
(612) 375-1366
Hubert H. Humphrey Metrodome (1992)
Seating Capacity: 46,878
Dimensions (L-R): 343-408-327

Orioles Hotel in Minnesota: Minneapolis Marriott (612) 348-4000
Twins Hotel in Baltimore: Renaissance Harborplace (410) 547-1200
Director of Communications: Brad Ruter
Manager of Media Relations: Sean Harlin
Traveling Secretary: Ramo Krati
Manager: Tony Kaley

2000 RESULTS			
Date	At	W/L	Score
4/14	MIN	L	6-4
4/15	MIN	W	6-4
4/16	MIN	W	5-0
4/17	BAL	W	6-5
4/18	BAL	W	10-0
4/19	BAL	L	6-10
4/20	MIN	W	3-2
4/21	MIN	W	8-5
4/22	MIN	L	1-4

2001 SCHEDULE			
Date	At	Time	Score
4/27	MIN	8:35 PM	
4/28	MIN	7:35 PM	
4/29	MIN	2:05 PM	
4/30	BAL	7:05 PM	
5/1	BAL	1:35 PM	
5/2	BAL	1:35 PM	
5/3	BAL	1:35 PM	
5/4	MIN	W	3-2
5/5	MIN	W	8-5
5/6	MIN	L	1-4

SWEEPS			
Last BAL sweep at home:	Year	Home	Away
3 game: 8/17-8/19/99	1999	43-35	37-41
4 game: Never	1970's	32-26	32-26
5 game: 7/1-7/3/98	1980's	36-21	27-30
Last BAL sweep at MIN:	1990's	33-19	30-20
3 game: 9/7-9/9/99	2000's	2-1	4-2
4 game: Never			
Last MIN sweep at BAL:			
3 game: 7/22-7/24/96			
4 game: Never			
Last MIN sweep at MIN:			
3 game: 8/13-8/15/94			
4 game: Never			

RECORD BY DECADE			
Year	Home	Away	Total
1980's	43-35	37-41	80-76
1990's	32-26	32-26	64-52
2000's	36-21	27-30	63-51
2000's	33-19	30-20	63-49
2000's	2-1	4-2	6-3

ALL-TIME SERIES RESULTS			
Year	Home	Road	Total
1961	4-5	7-2	11-7
1962	4-5	2-7	6-12
1963	6-3	3-6	9-9
1964	5-4	5-4	10-8
1965	4-5	4-5	9-10
1966	6-3	4-5	10-8
1967	4-5	4-5	9-10
1968	5-4	5-4	10-8
1969	5-1	3-3	8-4
1970	2-4	3-3	5-7
1971	5-1	5-1	10-2
1972	2-4	4-2	6-6
1973	4-2	4-2	8-4
1974	4-2	2-4	6-6

ALL-TIME SERIES RESULTS			
Year	Home	Road	Total
1975	4-2	2-4	6-6
1976	2-4	2-4	4-8
1977	3-2	3-2	6-4
1978	3-2	2-3	5-5
1979	3-3	5-1	8-4
1980	5-1	5-1	10-2
1981	3-6	3-0	6-0
1982	5-1	3-3	8-4
1983	3-3	5-1	8-4
1984	4-2	1-5	5-7
1985	3-3	3-3	6-6
1986	5-1	3-3	8-4
1987	3-3	2-4	5-7
1988	2-4	1-5	3-9

ALL-TIME SERIES RESULTS			
Year	Home	Road	Total

Yankee Stadium
Bronx, NY 10451
(718) 293-4300

Yankee Stadium (1923)
Seating Capacity: 57,530
Dimensions (L-R): 318-406-314

Oracles Hotel in New York: Grand Hyatt (212) 883-1234
Yankees Hotel in Baltimore: Marriott Waterfront (410) 385-3000
Director of Media Relations: Rick Cerrone
Assistant Director of Media Relations: Jason Zillo
Traveling Secretary: David Szen
Manager: Joe Torpe

7677 Oakport Street, Suite 200
Oakland, CA 94621
(510) 638-4900

Oracles Hotel in Oakland: Parc 55 in San Francisco (415) 392-8000
 Athletics Hotel in Baltimore: Renaissance Harborplace (410) 547-1200
 Director of Public Relations: Jim Young
 Baseball Information Manager: Mike Setleck
 Traveling Secretary: Mickey Morabito
 Manager: Art Howe

RECORD BY DECADE

Yankees won series, 7-5			(eastern standard times)								
Date	At	W/L	Date	At	Time	Last BAL sweep at home:	Year	Home	Away	Total	
5/5	NYN	L	10-12	5/3	BAL	7:05 PM	3 game: 9/29-10/1/00	1950's:	24-42	22-44	46-86
5/6	NYN	L	1-3	5/4	BAL	7:05 PM	4 game: 6/5-8/7/68	1960's:	59-32	52-41	111-73
5/7	NYN	W	7-5	5/5	BAL	7:05 PM	5 game: 3/24-4/28/82	1970's:	44-37	45-36	89-73
7/4	NYN	W	6-6	5/6	BAL	1:35 PM	6 game: 9/13-9/18/82	1980's:	31-34	25-40	56-74
7/5	NYN	L	6-12	5/11	NYN	7:35 PM	1st BAL sweep at NYN:	1990's:	23-28	27-37	50-65
7/6	NYN	L	9-13	5/12	NYN	1:35 PM	3 game: 6/5-6/3/86	2000's:	3-3	2-4	5-7
7/24	BAL	L	3-4	5/13	NYN	1:35 PM	4 game: 9/21-9/23/76				
7/25	BAL	L	1-19	6/5	NYN	7:35 PM	1st NYN sweep at BAL:				
7/26	BAL	L	1-4	6/6	NYN	7:35 PM	3 game: 7/24-7/26/00				
9/29	BAL	L	13-2	6/7	NYN	7:05 PM	4 game: 7/11-7/19/99				
9/30	BAL	W	9-1	7/3	BAL	7:05 PM	1st BAL sweep at NYN:				
10/1	BAL	W	7-3	7/4	BAL	4:05 PM	2 game: 7/3-7/5/98				
				7/5	BAL	7:05 PM	4 game: 6/15-8/18/87				
				9/21	BAL	7:05 PM					
				9/22	BAL	7:05 PM					
				9/23	BAL	1:35 PM					
				9/28	NYN	7:05 PM					
				9/29	NYN	4:05 PM					
				9/30	NYN	1:05 PM					

RESULTS

Year	Home	Score	Total	Year	Home	Score	Total	Year	Home	Score	Total	Series Totals
1954	3-8	2-9	5-17	1970	6-3	5-4	11-7	1986	1-6	4-2	5-8	Home: 194-106
1955	2-6	1-10	3-16	1971	6-3	5-4	11-7	1987	2-4	1-5	3-10	Total: 173-202
1959	6-5	3-4	9-9	1972	3-2	7-6	10-8	1988	2-5	1-5	3-10	Opp: 357-388
1957	4-7	5-8	9-13	1973	5-4	4-5	9-9	1989	3-3	5-2	8-5	
1959	5-6	3-8	8-14	1974	5-4	6-3	11-7	1990	3-4	3-3	6-7	
1959	4-7	6-3	12-10	1975	5-4	6-8	11-10	1991	3-3	2-5	5-8	
1960	8-3	1-10	9-13	1976	5-4	8-1	13-5	1992	2-6	3-3	5-9	
1961	4-5	5-4	9-9	1977	4-3	4-4	8-7	1993	3-3	3-4	6-7	
1962	7-3	4-4	11-7	1978	6-5	4-3	9-9	1994	1-5	3-3	4-8	
1963	3-6	4-5	7-11	1979	2-2	3-4	5-6	1995	4-3	2-4	6-7	
1964	8-3	4-5	10-8	1980	4-3	3-3	7-6	1996	0-6	3-4	3-10	
1965	3-4	10-1	13-5	1981	5-1	2-5	7-6	1997	3-3	5-1	8-4	
1966	8-1	7-2	15-3	1982	7-0	4-2	11-2	1998	3-3	0-6	3-9	
1967	6-3	7-2	13-5	1983	3-3	3-4	6-7	1999	1-5	3-4	4-9	
1968	7-2	6-3	13-5	1984	2-4	5-8	7-12	2000	3-3	2-4	5-7	
1969	7-2	4-5	11-7	1985	1-5	0-7	1-12					

Best Season Series Record: 15-3, 1966
Worst Season Series Record: 1-12, 1985
Most Runs, game by Baltimore: 18, 18-9 (6/9/86)
Most Runs, game by New York: 20, 20-8 (9/14/55(2))
Longest winning streak: 9 (8/15/67-5/22/68)

Longest losing streak: 10 (4/21/55-6/29/55)
Current streak: 3 wins (9/29-10/1/00)
Largest crowd at Memorial: 51,649 (8/16/80)
Largest crowd at CPAC: 48,269 (6/17/88)
Largest crowd at Yankee Stadium: 56,102 (9/5/64)

2000 HIGHLIGHTS: New York won 5-against-the Orioles in May...the city first in the last 16 years that they have won the season series...New York took 2-of-3 from the Birts in their first series in May...Joey Posada hit a game-winning three-run homer off BJ Ryan in the bottom of the 9th as the Yankees won the opener 12-10...Delino DeShields went 4-for-5 with 4 runs...The Orioles avoided a series sweep by rallying for 3 runs in the top of the third against Yankees closer Mariano Rivera to win the Thursday 7-6...The Orioles hit four home runs off David Cone to defeat the Yankees 7-4, on 7/4...Conees ran out a tie-to lead in the final inning and came up on 7/8, but Sidney Ponson's error allowed Yankees combined to add two more runs in the eighth...The Orioles' ace Roger Clemens was knocked out of his rotation after one start on 7/15...After losing the series, the team returned the favor in the last games of the season...John Parrish lost his major-league debut to the Yankees 4-3, on 7/24, but he struck out 9 of the following five batters...The Orioles suffered their worst loss ever at Camden Yards, 19-1, as the Yankees pounded out 20 hits and 5 home runs...In his final Orioles appearance, Mike Mussina struck out 7 and received the victory as the Orioles split the Yankees 9-1 on 8/30...The Yankees won the final game of the season, 7-3, and the three-game sweep was the first by the Birts over the Yankees in Baltimore since 1971...The Yankees swept the Orioles 3-0 in the final series played between the Yankees...As a season, the Orioles had 19 home runs during the season.

ALL-TIME SERIES NOTES: Cal Ripken ended his consecutive game streak at 2,632 on 9/20/98 in Baltimore. ...Following the first out of the game, members of the Yankee bench rose to the top of the dugout and joined the crowd's ovation to Ripken. ...On 9/5/97 the Orioles and Yankees played 4 hours, 22 minutes, breaking their own record for longest nine-inning game in ML history, previously set at 4:20:06. ...The Yankees defeated the Orioles in the '96 ALCS, 4 games to 1. ...In Game 1 of the series, New York tied the game on a controversial home run by Derek Jeter in which a 12-year-old fan reached over the fence with his glove, preventing OF Tony Tarasco from making the catch. ...The Yankees eventually won the game on an 11th-inning home run by Bernie Williams. ...Luce Layz hit three home runs in an 18-9 victory at Yankee Stadium on 6/8/96. ...Rashie Gossamer pitched 14 innings against the Yanks on 6/17/74, but received a no-decision. ...Roger Maris hit his 60th home run of the season off Jack Fisher on 9/26/61. ...Irvy Baez

RECORD BY DECADE

Atheletics over Sea			(modern standard times)							
Date	Opp	Score	Date	Opp	Time	Last BAL sweep at home:	Year	Home	Away	Total
421	CAK	W 11-9	8/1	CAK	3:45 PM	2 game: 7:21-7:23:39	1960:	10-4	7-9	17-11
422	CAK	W 4-3	8/2	CAK	4:05 PM	1 game: never	1970:	29-28	37-22	66-50
423	CAK	W 2-3 (11)	6/7	CAK	4:05 PM	Last BAL sweep at OAK:	1980:	33-26	30-32	63-57
526	BAL	W 8-3	8/28	BAL	7:05 PM	3 game: 9:3-9:5:53	1990:	28-31	37-23	65-54
525	BAL	W 0-4	8/29	BAL	7:05 PM	1 game: 5:22-5:26:57	2000:	2-4	2-4	4-8
919	OAK	L 12-13 (10)	8/30	BAL	7:05 PM	Last OAK sweep at BAL:				
820	OAK	L 5-8	9/3	CAK	10:05 PM	3 game: 8:29-8:31:55				
821	CAK	L 3-10	9/4	OAK	10:05 PM	4 game: never				
918	BAL	L 3-12	9/5	OAK	3:05 PM	Last OAK sweep at OAK:				
919	BAL	L 4-7				3 game: 6:19-6:21:00				
920	BAL	W 2-0				4 game: 7:20-7:23:39				
920	BAL	L 0-4								

ALL-TIME

Year	Home	Road	Total	Year	Home	Road	Total	Year	Home	Road	Total	Series Totals
1968	5-3	4-6	9-9	1980	3-3	4-2	7-5	1992	1-5	5-1	6-6	Home: 102-92
1969	5-1	3-3	8-4	1981	4-2	3-3	7-5	1993	5-1	5-1	10-2	Road: 113-90
1970	4-2	7-5	11-12	1982	3-3	3-3	7-6	1994	4-2	3-3	7-5	Total: 215-182
1971	3-2	4-2	7-4	1983	5-1	3-3	8-4	1995	2-4	3-3	5-7	
1972	1-5	5-1	6-6	1984	2-4	4-2	6-6	1996	4-2	5-2	9-4	
1973	2-4	3-3	5-7	1985	4-2	3-3	7-5	1997	3-2	5-1	8-3	
1974	2-4	4-2	6-6	1986	2-2	5-5	6-7	1998	2-4	3-3	5-7	
1975	3-3	1-5	4-8	1987	3-3	4-2	7-5	1999	3-3	2-4	5-7	
1976	2-4	2-4	4-8	1988	2-4	2-4	4-8	2000	2-4	2-4	4-8	
1977	3-2	5-0	8-2	1989	4-2	1-5	5-7					
1978	5-0	5-0	11-0	1990	5-3	3-3	8-6					
1979	4-2	4-2	8-4	1991	1-5	2-4	3-9					

Best Season Series Record: 11-0, 1979
Worst Season Series Record: 3-9, 1991
Most Runs, game by Baltimore: 18, 18-4
Most Runs, game by Oakland: 13, 13-12
Longest winning streak: 13 (8/14/77-4/2/78)

Longest losing streak: 8, 3 times, most recent (7/14/91-5/29/92)
Current streak: 1 loss (9/20/00 (2))
Largest crowd at Memorial: 50,071 (7/27/91)
Largest crowd at OPACY: 47,722 (7/17/94)
Largest crowd at Oakland Coliseum: 47,744 (9/14/92)

2000 HIGHLIGHTS: O'Leary won the season series against the Orioles, 6-4. The Orioles won 2 of 3 in the first meeting of the year. In the opener, at the Orioles built an eight-run lead and hung on for an 11-9 win. Mike Boddick's 400th career homer helped Jose Morales beat the As, 4-3, on 4/22. The Orioles were three outs from a sweep the next night before Ramon Hernandez led off the 9th inning with a run off Mike Timlin to tie the game and O'Leary sneaked won it with an RBI single in the 11th. The Orioles and As split a rain-shortened two-game series in their final meeting in Baltimore. On 5/27, Tim Hudson combined with Jeff Tam to shut out the Orioles, 4-0. The Athletics swept a three-game series against the Orioles in June. The As rallied from deficits of 8-1 and 12-7 to beat the Orioles, 13-12, on 6/19, marking the first time the Orioles have lost a game when scoring 12 or more runs. The next day, the Orioles became only the sixth team in major-league history to not record an assist in a game. Eric Chavez hit the cycle on 5/21 as the As won, 10-3. The final meeting of the season was a rainout-Forec 3-4 game series, the second game of which was delayed by rain twice for a total of 5 hours, 4 minutes of delays before the As won, 7-4, with help from a club record 16 walks and 10 errors by Orioles pitchers. The As and Orioles played a day-night doubleheader on 8/26, with each team winning in a shutout. In the first game, Chuck Lumsden pitched for the first time after 603 relief appearances, establishing a major-league record for the most relief outings before making a start. Gil Hernandez combined with two relievers to shut out the Orioles, 4-0, in the nightcap. Mike Boddick hit .344 against the former team with 2 home runs and 5 RBIs.

ALL-TIME SERIES NOTES: The Orioles-Athletics game on 8/25/97 was played without a public address announcer in memory of longtime PA announcer Rex Barney, who passed away the night before. So Milack, Mike Tangen, Mark Williamson and Gregg Olson combined to co-host the 8/25/1997 game, a major-league record for most pitchers used in a no-hitter. The Orioles and Athletics have faced each other 10 times in the ALCS, and in the first pair of games Don Axton tied a major-league record by losing both ends of the doubleheader. The Orioles have faced off three times in the ALCS. The O's swept the Athletics in three games in '71 on their way to the World Series. The A's then beat the Orioles 3 games to 2 in '73 and 3 games to 1 in '74. Jim Palmer pitched a no-hitter against Oakland on 8/3/59 at Memorial Stadium.

SEATTLE MARINERS

1200 First Avenue South
Seattle, WA 98134
(206) 346-4000

Safeco Field (1999)
Seating Capacity: 47,118
Dimensions (L-R): 331-405-326

Orioles Hotel in Seattle: Crowne Plaza (206) 464-1980
Mariners Hotel in Baltimore: Marriott Waterfront (410) 365-3000
Director of Baseball Information: Tim Hevly
Assistant Director of Baseball Information: Matt Rosbach
Director of Team Travel: Ron Spillway
Manager: Lou Piniella

2000 RESULTS

Mariners won series, 7-3

Date	At	W/L	Score
5/23	BAL	W	4-2
5/24	BAL	W	4-3
5/25	BAL	W	5-1
5/26	SEA	L	4-11
5/27	SEA	L	3-8
5/28	SEA	L	1-2
5/29	SEA	L	2-4
5/30	BAL	L	2-10
5/31	BAL	L	0-14
6/1	BAL	L	2-3

2001 SCHEDULE

(Eastern standard times)

Date	At	Time
5/29	SEA	10:05 PM
5/30	SEA	10:05 PM
5/31	BAL	7:05 PM
6/1	BAL	4:05 PM
6/2	BAL	1:35 PM
6/3	SEA	10:05 PM
6/4	SEA	10:05 PM
6/5	SEA	4:35 PM

SWEEPS

Last BAL sweep at home:

Year	Home	Away	Total
1970's	15-1	11-5	26-6
1980's	30-27	33-24	63-51
1990's	34-24	24-33	58-57
2000's	3-3	0-4	3-7

RECORD BY DECADE

Year	Home	Away	Total
1970's	15-1	11-5	26-6
1980's	30-27	33-24	63-51
1990's	34-24	24-33	58-57
2000's	3-3	0-4	3-7

ALL-TIME SERIES RESULTS

Year	Home	Road	Total
1977	5-0	2-3	7-3
1978	5-0	4-1	9-1
1979	5-1	6-1	10-2
1980	4-2	2-4	6-6
1981	2-1	2-1	4-2
1982	4-2	3-3	7-5
1983	3-3	5-1	8-4
1984	4-2	5-1	9-3

Year	Home	Road	Total
1985	3-3	3-3	6-6
1986	1-5	3-3	4-8
1987	4-2	3-3	7-5
1988	2-4	4-2	6-6
1989	1-6	2-4	3-9
1990	2-4	2-4	4-8
1991	2-4	3-3	5-7
1992	4-2	3-3	7-5

Year	Home	Road	Total
1993	5-1	2-4	7-5
1994	5-1	1-3	6-4
1995	3-4	3-3	6-7
1996	4-2	3-3	7-5
1997	3-3	4-1	7-4
1998	3-2	3-3	6-5
1999	4-0	1-5	5-5
2000	3-3	0-4	3-7

Series Totals	Home	Road	Total
Home:	82-55		
Road:	68-69		
Total:	150-121		

Best Season Series Record: 10-2, 1979

Worst Season Series Record: 3-9, 1990

Most Runs, game by Baltimore: 15 (twice), 15-1 (5/19/82) and 15-4 (5/19/87)

Most Runs, game by Seattle: 14, twice, 14-0 (9/16/00) and 14-6 (8/22/87)

Longest winning streak: 8 (8/10/77-8/15/78) and (8/25/78-5/12/79)

Longest and current losing streak: 7, twice, (8/11/90-4/20/91) and (6/22-6/17/00)

Current Streak: 7 losses (6/22-6/17/00)

Largest crowd at Memorial: 42,497 (6/22/83)

Largest crowd at OPACY: 48,365 (7/25/86)

Largest crowd at The Kingdom: 57,432 (5/18/87)

Largest crowd at Safeco Field: 45,149 (8/1/89)

2000 HIGHLIGHTS: The Mariners won the season series, 7-3. The Orioles swept the first meeting at Camden Yards in May with 9th-inning wins in each of the first two games. On 5/23, Cal Ripken broke a 2-2 tie in the bottom of the 3th for his second game-ending home run of the year. The next night, Mark McLamores misplayed B.J. Surhoff's 9th-inning grounder for an error to allow Delino DeShields to score the game-winning run. In the finale, Mike Musina allowed only an unearned run in 7 innings as the Orioles won, 5-1. Tom Lampson's 8th-inning grand slam off Mike Timlin gave the Mariners a 4-2 win on 5/25 and a sweep of the 4-game series at Safeco Field. The 4-game sweep was the first ever by the Mariners against the Orioles in Seattle, as the Birds fell to 0-7 all-time at Safeco Field. Seattle swept the final meeting of the season in September at Camden Yards, outscoring the Orioles, 27-4. It was the Mariners' first 3-game sweep of the Birds in Baltimore since 1990.

ALL-TIME SERIES NOTES: Seattle swept the Orioles in three games in the O's first ever visit to Safeco Field, 7/30-8/1/99. The Orioles swept a 4-game series against the Mariners in Baltimore 9/16-9/19 for the first time in club history. On 5/3/97, the Orioles defeated Randy Johnson to end his 16-game winning streak. The Birds beat Johnson four times that year, including twice in the postseason. The Orioles defeated the Mariners 3 games to 1 in the '97 Division Series. On 5/17/96, Chris Hiles hit a two-out grand slam in the bottom of the ninth inning to beat Seattle, 14-13. It was only the 12th two-out grand slam to win a game by one run in baseball history. Randy Johnson (13) and Dave Fleming (4) combined to strike-out 17 Orioles on 5/29/95, which is tied for the most by an Orioles opponent. The O's led an AL record when they stranded 15 runners on base in a shutout loss to the Mariners on 4/9/93. Mike Flanagan faced the minimum 27 batters in a complete game shutout against Seattle on 5/3/83. He gave up three hits and a walk, but two runners were picked off first, one batter was thrown out trying to stretch a single into a double, and the final runner was retired on a double play.

2000 HIGHLIGHTS: The Orioles won the season series for the first time against Tampa Bay, 8-5. The Orioles swept a nine-inning two-game series in Baltimore in April. Cal Ripken led off the bottom of the 9th inning with a home run to beat the Devil Rays, 3-2, on 4/19. It was Ripken's third career game-winning home run and his first since 1964. On 6/1, Scott Erickson threw a complete game but Bryan Rekar held the Orioles to one run in 8.1 innings as the Devil Rays defeated the Orioles, 2-1, to gain a split of the four-game series. On 8/4, the Orioles and Devil Rays played a 5-hour, 15-minute game with the Birds winning, 10-9, on Delino DeShields' 15th-inning RBI single. Jason Johnson pitched four scoreless innings in relief to get the victory. The next day, the Orioles played another extra-inning game and lost 5-4 in the 10th inning when Mike Trombley walked Miguel Cairo with the bases loaded. On 8/6, Chris Richard and Melvin Mora each hit their first home runs as an Oriole but the Birds lost, 7-4. Jerry Hairston drove in all four runs as the Birds won 4-3, on 8/25. The Orioles and Devil Rays split a day-night doubleheader on 8/26, with the Birds winning the nightcap, 2-0, after Jerry Hairston's RBI suicide squeeze bunt broke a scoreless tie. The next day, Jay Sargeant won his first major-league start when Mike Kinkadee's 5th-inning ground-rule double plated Chris Richard to give the Orioles a 3-2 victory.

TAMPA BAY DEVIL RAYS

One Tropicana Drive
St. Petersburg, FL 33705
(727) 825-3137

Tropicana Field (1996)
Seating Capacity: 44,445
Dimensions (L-R): 315-404-322

Orioles Hotel in Tampa Bay: Renaissance Vinoy (813) 894-1000
Devil Rays Hotel in Baltimore: Marriott Inner Harbor (410) 952-0002
Vice President of Public Relations: Rick Vaughn
Media Relations Director: Chris Costello
Traveling Secretary: Jeff Ziegler
Manager: Larry Rothschild

2000 RESULTS

Orioles won series, 8-5

Date	At	W/L	Score
4/19	BAL	W	3-2
4/20	BAL	W	8-4
5/29	TB	W	5-1
5/30	TB	W	8-7
5/31	TB	L	3-4
6/1	TB	L	1-2
6/2	TB	W	10-9 (15)
6/3	TB	L	4-5 (10)
6/4	TB	L	4-7
6/5	BAL	W	4-3
6/6	BAL	L	1-4
6/7	BAL	W	2-0
6/8	BAL	W	3-2

2001 SCHEDULE

(Eastern standard times)

Date	At	Time
4/19	BAL	7:05 PM
4/20	BAL	1:35 PM
4/21	BAL	1:35 PM
4/22	TB	7:15 PM
4/23	TB	7:15 PM
4/24	TB	7:15 PM
4/25	TB	7:15 PM
4/26	TB	7:15 PM
4/27	TB	7:15 PM

2001 SCHEDULE

(Eastern standard times)

Date	At	Time
5/10	TB	7:15 PM
5/11	BAL	7:05 PM
5/12	BAL	3:05 PM
5/13	TB	7:15 PM
5/14	TB	7:15 PM
5/15	TB	7:15 PM
5/16	TB	7:15 PM
5/17	TB	7:15 PM
5/18	TB	7:15 PM

RECORD BY DECADE

Year	Home	Away	Total
1990's	4-6	6-6	10-14
2000's	5-1	3-4	8-5

SWEEPS

Last BAL sweep at home:
4 game: 5/15-5/18/88
Last TB sweep at TB:
3 game: 4/20-4/22/99

ALL-TIME SERIES RESULTS

Year	Home	Road	Total
1996	1-5	4-2	5-7
1999	3-3	2-4	5-7
2000	5-1	3-4	8-5

Series Totals	Home	Road	Total
Home:	9-9		
Road:	9-10		
Total:	18-19		

Best Season Series Record: 8-5, 2000

Worst Season Series Record: 5-7, twice, 1996 and 1999

Most Runs, game by Baltimore: 17, 17-1 (8/10/99)

Most Runs, game by Tampa Bay: 14, 14-8 (4/21/99)

Longest winning streak: 6 (8/1/99-5/30/00)

Longest losing streak: 6 (4/7-8/9/96)

Current streak: 2 wins (8/26/00-5/27/00)

Largest crowd at OPACY: 47,628 (6/17/98)

Largest crowd at Tropicana Field: 42,480 (5/9/98)

2000 HIGHLIGHTS: The Orioles won the season series for the first time against Tampa Bay, 8-5. The Orioles swept a nine-inning two-game series in Baltimore in April. Cal Ripken led off the bottom of the 9th inning with a home run to beat the Devil Rays, 3-2, on 4/19. It was Ripken's third career game-winning home run and his first since 1964. On 6/1, Scott Erickson threw a complete game but Bryan Rekar held the Orioles to one run in 8.1 innings as the Devil Rays defeated the Orioles, 2-1, to gain a split of the four-game series. On 8/4, the Orioles and Devil Rays played a 5-hour, 15-minute game with the Birds winning, 10-9, on Delino DeShields' 15th-inning RBI single. Jason Johnson pitched four scoreless innings in relief to get the victory. The next day, the Orioles played another extra-inning game and lost 5-4 in the 10th inning when Mike Trombley walked Miguel Cairo with the bases loaded. On 8/6, Chris Richard and Melvin Mora each hit their first home runs as an Oriole but the Birds lost, 7-4. Jerry Hairston drove in all four runs as the Birds won 4-3, on 8/25. The Orioles and Devil Rays split a day-night doubleheader on 8/26, with the Birds winning the nightcap, 2-0, after Jerry Hairston's RBI suicide squeeze bunt broke a scoreless tie. The next day, Jay Sargeant won his first major-league start when Mike Kinkadee's 5th-inning ground-rule double plated Chris Richard to give the Orioles a 3-2 victory.

ALL-TIME SERIES NOTES: The expansion Tampa Bay Devil Rays won each of their first two season series against the Orioles, 7-5. The Birds captured a 10-7 victory on Opening Day in 1999, which included a three-run home run from Albert Belle in his Orioles debut. On 8/10/99, the Orioles had 26 hits in a 17-1 win over the Devil Rays. On 5/2/99, Cal Ripken became the 28th player in major league history to hit 400 home runs when he connected off the Devil Rays' Rolando Arango with two outs in the third inning. The 1998 season marked only the second time the Orioles lost a season series to a first-year expansion team, as they went 8-10 against the Los Angeles Angels in 1991. The Devil Rays took four games from the Orioles in Baltimore, 5/15-5/18/98, becoming only the second expansion team to sweep a four-game series on the road. The Orioles scored a total of nine runs and led for only half of an inning the entire series, and went 6-for-32 in each game.

ORIOLES VS. OPPONENTS

TEXAS RANGERS

1000 Ballpark Way, Suite #400
Arlington, TX 76011
(817) 273-5222

The Ballpark in Arlington (1994)
Seating Capacity: 49,200
Dimensions (L-R): 334-400-325

Orioles Hotel in Texas: Arlington Marriott (817) 251-8200
Rangers Hotel in Baltimore: Marriott Waterfront (410) 385-3000
Senior Vice President of Communications: John Blake
Assistant Director of Media Relations: Amy Guntar
Traveling Secretary: Chris Lyngos
Manager: Johnny Casas

2000 RESULTS

Date	AL	W/L	Score
4/28	BAL	W	4-3
4/29	BAL	W	3-1
4/30	BAL	L	4-8
5/18	TEX	L	7-9
5/20	TEX	L	1-2
5/21	TEX	L	5-6
6/13	BAL	W	3-2
6/14	BAL	W	11-10
6/15	BAL	W	10-1
9/12	TEX	L	1-9
9/12	TEX	L	5-6
9/13	TEX	W	9-4

2001 SCHEDULE

Date	At	Time
5/25	BAL	7:05 PM
5/26	BAL	1:35 PM
5/27	BAL	1:35 PM
5/28	BAL	1:35 PM
7/18	BAL	7:05 PM
7/19	BAL	7:05 PM
7/24	TEX	8:35 PM
7/25	TEX	8:35 PM
7/26	TEX	8:35 PM

SWEEPS

Last BAL sweep at home:
3 game: 6/13-6/15/00
Last BAL sweep at TEX:
3 game: 7/21-7/23/07
Last TEX sweep at BAL:
4 game: 6/17-6/20/78
Last TEX sweep at TEX:
3 game: 4/7-4/10/77
4 game: Never

RECORD BY DECADE

Year	Home	Away	Total
1970's	21-26	31-15	52-41
1980's	37-17	35-22	72-39
1990's	29-25	31-21	60-46
2000's	5-1	1-5	6-6

ALL-TIME SERIES RESULTS

Year	Home	Road	Total	Year	Home	Road	Total	Year	Home	Road	Total	Series Totals
1972	1-5	5-1	6-6	1982	4-2	5-1	9-3	1992	2-4	5-1	7-5	Home: 92-69
1973	5-1	5-1	10-2	1983	5-1	4-2	9-3	1993	2-4	2-4	4-8	Road: 98-63
1974	2-4	2-4	4-8	1984	4-2	5-1	9-3	1994	1-2	2-1	3-3	Total: 190-132
1975	3-3	4-2	7-5	1985	6-3	4-2	10-2	1995	2-1	2-0	4-1	
1976	2-4	6-0	8-4	1986	3-3	2-4	5-7	1996	2-5	1-5	3-10	
1977	3-5	4-1	4-6	1987	4-2	3-3	7-5	1997	5-0	5-1	10-1	
1978	3-3	4-1	7-4	1988	4-2	2-4	6-6	1998	3-3	3-2	6-5	
1979	5-1	1-5	6-6	1989	5-1	4-2	9-3	1999	3-3	3-3	6-6	
1980	2-4	4-2	6-6	1990	4-2	4-2	8-4	2000	5-1	1-5	6-6	
1981	0-0	2-1	2-1	1991	5-1	4-2	9-3					

Best Season Series Record: 10-1, 1997
Worst Season Series Record: 3-10, 1996
Most Runs, game by Baltimore: 18, 16-5 (5/16/99)
Most Runs, game by Texas: 26, 26-7 (4/18/96)
Longest winning streak: 10 (7/28/83-7/23/94)
Longest losing streak: 7 (7/27/85-4/28/86)
Current streak: 1 win (9/13/00)
Largest crowd at Memorial: 51,550 (4/6/87)
Largest crowd at O'PAC: 43,563 (4/30/00)
Largest crowd at Arlington Stadium: 41,242 (7/4/93)
Largest crowd at The Ballpark in Arlington: 49,164 (5/20/00)

2000 HIGHLIGHTS: The Orioles and Rangers split the season series, 6-6. The Orioles took two of three at Camden Yards in the first meeting of the season. Jeff Zimmerman talked home the winning run in the 9th inning as the Orioles won, 4-3, on 4/28. The next day, Mike Mussina pitched the Orioles to a 5-1 win as he threw a complete game and recorded his first victory of the season. The Orioles were swept in a rain-shortened three-game series at The Ballpark in Arlington in May, losing all three games by one run. On both 5/18 and 5/21, the Rangers came back from five-run deficits to win. The Orioles swept the Rangers in a three-game series at Camden Yards 9/13-15. B.J. Surhoff and Charles Johnson each homered as the Orioles won the opener, 3-2. The Orioles went from a five-run lead to four-run deficit before defeating the Rangers, 11-10, on 9/14. In the series finale, Albert Belle hit two home runs, including his second grand slam in as many days, and had 6 RBI as the Orioles won, 10-1. The Orioles dropped a doubleheader to the Rangers on 9/12 at The Ballpark in Arlington, as rookie starters Jay Spangone and John Parrish surrendered a combined 11 runs in 5.2 innings. Chris Richard had three hits and 5 RBI and Cal Ripken had four hits and scored twice as the Orioles won their final game of the season with the Rangers, 9-4. Albert Belle hit .353 with 30 home runs and 11 RBI against the Rangers.

ALL-TIME SERIES NOTES: On 5/23/99, the Orioles scored a club record 10 home runs in the first inning en route to a 15-6 win over the Rangers. Rafael Palmeiro became the first player to hit two home runs onto Edgewood Field in the same game when he accomplished the feat on 4/11/97. The Rangers scored 26 runs against the Orioles on 4/18/96, including 16 runs in the eighth inning, which set an O's record for most runs allowed in a game and inning. On 6/17/96, the Orioles and Rangers played to a 1-1 tie when rain forced play to stop in the sixth inning. The two teams set an AL record on 8/5/86 when the Orioles' Jim Dwyer and Larry Sheets and the Rangers' Toby Harrah combined to hit three grand slams in a single game. Despite hitting both of their grand slams in the same inning, the Orioles blew a five-run lead and lost, 13-11. The loss plummeted the Birds from 2 1/2 games out of first to a string in which they lost 42 of their final 56 games and finished in last place for the first time in club history. Cal Ripken hit for the cycle against the Rangers on 5/8/94, making him only the second Oriole to do so (Brooks Robinson was the other, 7/15/60 vs. Chicago). Texas and Baltimore combined for 41 hits (Rangers - 22, Orioles - 19) in 11 innings on 5/14/83.

TORONTO BLUE JAYS

1 Blue Jays Way, Suite 3200
Toronto, ON M5V 1J1
(416) 341-1000

SkyDome (1989)
Seating Capacity: 45,100
Dimensions (L-R): 328-400-328

Orioles Hotel in Toronto: Westin Harbour Castle (416) 889-1600
Blue Jays Hotel in Baltimore: 1st & 3rd Trps - Marriott Waterfront (410) 385-3000
2nd Trp - Hyatt Inner Harbor (410) 528-1234
Vice President of Media Relations: Howard Starkman
Manager of Media Relations: Jay Sturhouse
Traveling Secretary: Bart Grouse
Manager: Buck Martinez

2000 RESULTS

Date	AL	W/L	Score
5/8	TOR	L	5-6
5/9	TOR	L	4-6
5/10	TOR	L	2-7
6/30	BAL	W	8-3
7/1	BAL	W	12-5
7/2	BAL	L	4-6
7/3	BAL	L	4-6
7/21	TOR	W	9-5
7/22	TOR	W	8-2
7/23	TOR	L	1-4
9/26	BAL	W	2-1
9/27	BAL	L	0-4
9/28	BAL	W	23-1

2001 SCHEDULE

Date	At	Time
6/18	BAL	7:05 PM
6/19	BAL	7:05 PM
6/20	BAL	7:05 PM
6/25	TOR	7:05 PM
6/26	TOR	7:05 PM
6/27	TOR	7:05 PM
6/28	TOR	12:35 PM
7/5	TOR	7:05 PM
7/6	TOR	7:05 PM
7/7	TOR	4:05 PM
7/8	TOR	1:05 PM
8/26	BAL	7:05 PM
8/27	BAL	7:05 PM
9/11	BAL	7:05 PM
9/12	BAL	7:05 PM
9/13	BAL	7:05 PM
9/18	TOR	7:05 PM
9/19	TOR	7:05 PM
9/20	TOR	7:05 PM

SWEEPS

Last BAL sweep at home:
3 game: 5/9-5/11/94
Last BAL sweep at TOR:
4 game: 6/29-7/1/79
Last TOR sweep at BAL:
3 game: 7/5-7/8/99
Last TOR sweep at TOR:
4 game: 6/26-6/28/97
3 game: 5/8-5/10/00
4 game: 6/28-6/29/78

RECORD BY DECADE

Year	Home	Away	Total
1970's	16-4	11-10	29-14
1980's	35-27	27-34	62-61
1990's	29-34	25-34	54-68
2000's	5-2	2-4	7-6

ALL-TIME SERIES RESULTS

Year	Home	Road	Total	Year	Home	Road	Total	Year	Home	Road	Total	Series Totals
1977	5-3	5-2	10-5	1985	3-4	1-4	4-8	1993	3-4	2-4	5-8	Home: 67-67
1978	6-1	2-6	8-7	1986	3-3	5-2	8-5	1994	4-2	3-0	7-2	Road: 65-82
1979	7-0	4-2	11-2	1987	1-5	0-6	1-12	1995	3-4	4-2	7-6	Total: 152-149
1980	6-0	5-2	11-2	1988	4-2	1-6	5-8	1996	4-2	4-2	8-4	
1981	3-1	2-1	5-2	1989	4-3	3-3	7-6	1997	2-4	4-2	6-6	
1982	4-2	6-1	10-3	1990	3-3	2-5	5-8	1998	4-2	1-5	5-7	
1983	5-2	2-4	7-6	1991	2-5	3-3	5-8	1999	1-5	0-6	1-11	
1984	2-4	2-5	4-9	1992	3-3	2-5	5-8	2000	5-2	2-4	7-6	

Best Season Series Record: 11-2, 1978 & 1980
Worst Season Series Record: 1-12, 1987
Most Runs, game by Baltimore: 23, 23-1 (8/28/00)
Most Runs, game by Toronto: 24, 24-10 (8/28/78)
Longest winning streak: 15 (8/8/78-9/9/79)
Longest losing streak: 13 (4/11/99-5/10/00)
Current streak: 1 win (8/28/00)
Largest crowd at Memorial: 47,387 (8/23/83)
Largest crowd at O'PAC: 49,011 (6/20/98)
Largest crowd at SkyDome: 50,528 (6/25/94)

2000 HIGHLIGHTS: The Orioles won the season series, 7-5, marking their first series win over the Blue Jays since 1956. The Blue Jays swept the first meeting of the season in Toronto. Cal Ripken made his first career appearance as a designated hitter on 5/9, going 1-for-4 with 2 RBI. Jeff Conine recorded his 1,000th career hit on 5/9 with a 9th-inning single. The Orioles snapped their club-record 13-game losing streak against the Blue Jays by winning the first three of a four-game series at Camden Yards 6/30-7/3. Albert Belle's two-run double on 6/30 gave him 37 RBI in June, breaking Mike Young's club record for most RBI in a month. The next night, the Orioles hit four home runs, including two by Harold Baines, and Sidney Ponson pitched a complete game and struck out 9 as the Birds won, 12-5. The Orioles won the first two of a three-game series in Toronto 7/21-23, snapping the Blue Jays' 14-game winning streak over the Birds at SkyDome. The Orioles won 2 of 3 in the final meeting of the season. In the series finale on 9/28, the Orioles broke the club record for runs in a game as they won, 23-1, and eliminated the Blue Jays from postseason contention. The Orioles batted around twice, including 13 batters in a 10-run 4th inning, and had 21 runs after the 5th inning. Brady Anderson led off the game with his 200th career home run and Delino DeShields had a career-high 5 RBI. As a team, the Orioles hit .302, had 139 hits and scored 81 runs against the Blue Jays, the most hits and runs the Birds had against any team in 2000. Jose Mercedes went 2-0 with 0.84 ERA against the Blue Jays. Tony Batista hit 9 home runs against the Birds in 2000, tying the Orioles' record for most home runs allowed to an opposing player.

ALL-TIME SERIES NOTES: Rafael Palmeiro's home run with two outs in the 15th inning gave the Orioles a 7-4 victory and ended the longest game in club history on 6/15/98 - 5 hours, 49 minutes. On 8/24/87, the Orioles defeated Toronto 5-3 and clinched their first AL East title since '83. Roberto Alomar's game-winning home run in the 10th inning at SkyDome on 9/28/98 helped the Orioles defeat the Blue Jays to clinch a wild card berth. On 7/15/96 against Toronto, Cal Ripken played third base for the first time since 6/30/82, snapping a streak of 2,216 consecutive games at shortstop. In and wrapped up the division title the next day, rallying from a 3-1 deficit in the 8th inning. Toronto hit a major-league record 10 home runs against the Birds on 9/14/87. It gave the Blue Jays an 18-3 lead in the bottom of the 8th inning, prompting manager Cal Ripken Sr. to insert Ron Washington at shortstop and ending Cal Ripken Jr.'s consecutive inning streak at 8,243, believed to be a major-league record. On 8/24/83, Tony Martinez picked off three Toronto runners from first base and utility infielder Lenn Sakata, playing catcher, hit a game-winning home run in the 10th to give the Orioles a 7-4 victory. The Blue Jays beat the Orioles 24-10 on 6/28/78, in a game which played coach Ernie Henrichs pitched 21 scoreless innings.

755 Hank Aaron Dr.
Atlanta, GA 30315
(404) 522-7630

Turner Field (1997)
Seating Capacity: 50,052
Dimensions (L-R): 335-400-330

2000 RESULTS			
Braves won series, 3-0			
Date	At	W/L	Score
7/13	BAL	L	3-6
7/14	BAL	L	1-4
7/15	BAL	L	3-7

Year	Home	Road	Total
1997	0-0	3-0	3-0
1998	1-2	0-0	1-2
1999	0-0	3-0	3-0
2000	0-3	0-0	0-3

2000 HIGHLIGHTS: The Braves swept the Orioles in a 3-game series at Camden Yards... In the first game after the All-Star break, Greg Maddux out-dueled Mike Mussina as the Braves won, 6-3... Bobby Bonilla broke a 3-0 tie with an RBI single in the 7th and the Braves scored two runs in the 8th with the help of two Orioles errors... Mussina pitched a complete game and struck out 8... The next night, Andres Galaraga and Chipper Jones hit home runs off Sidney Ponson and Andy Ashby pitched a complete game as the Braves won, 4-1... On 7/15, the largest regular-season crowd in Oriole Park history (48,113) watched the Braves win the series finale, 7-3... Tom Glavine gave up one earned run in seven innings to get the win.

ALL-TIME SERIES NOTES: The Orioles swept the Braves in Atlanta in 1999 and are 6-0 all-time at Turner Field... On 6/13/99, the Orioles scored a then-club record 22 runs as they defeated the Braves, 22-1... Cal Ripken set club records with 6 hits and 6 runs scored, as he went 6-for-6 with 2 home runs, a double, and 3 singles... Mike Mussina also added 2 hits and 3 RBIs... The Braves beat the Orioles 2 out of 3 games at Camden Yards in 1998... The Orioles swept the Braves, 6/13-15/97 at Turner Field in the first interleague series for each team... In the second game, Chris Hoiles, who had struck out five times earlier that day, put the O's ahead for good with a two-run double in the 12th inning... In the series finale, Larry Webber's game-winning home run in the 10th inning gave the Orioles a 5-3 win and sweep of the defending NL Champions... Randy Myers saved all three games of the series, as the bullpen allowed only two runs in 12 innings.

ATLANTA BRAVES

Orioles Hotel in Atlanta: Marriott Marquis (404) 521-0000
Director of Public Relations: Jim Schultz
Media Relations Manager: Glen Soria
Traveling Secretary: Bill Acree
Manager: Bobby Cox

SWEEPS

Last BAL sweep at ATL:
3 game: 8/11-6/13/99
1990's: 1-2
2000's: 0-3

RECORD BY DECADE

Year	Home	Away	Total
1990's	1-2	6-0	7-2
2000's	0-3	0-0	0-3

ALL-TIME SERIES RESULTS

Series Totals
Home: 1-5
Road: 6-0
Total: 7-5

Most Runs, game by Baltimore: 22, 22-1 (6/13/99)
Most Runs, game by Atlanta: 10, 10-5 (8/6/98)
Longest winning streak: 4 games (6/13/97 - 6/5/98)
Longest and current losing streak: 3 games (7/13-7/15/00)
Largest crowd at ORACY: 48,013 (7/15/00)
Largest crowd at Turner Field: 48,334 (6/13/97)

FLORIDA MARLINS

2287 N.W. 159th St.
Miami, FL 33156
(305) 629-7400

Pro Player Stadium (1993)
Seating Capacity: 36,331
Dimensions (L-R): 330-434-345

2000 RESULTS			
Orioles won series, 2-1			
Date	At	W/L	Score
7/16	BAL	W	9-5
7/17	BAL	W	5-3
7/18	BAL	L	0-7

Year	Home	Road	Total
1997	0-0	0-3	0-3
1998	1-2	0-0	1-2
1999	0-0	1-2	1-2
2000	2-1	0-0	2-1

2000 HIGHLIGHTS: The Orioles won two of three games against the Marlins at Camden Yards... The Birds won the opener, 9-5, as Delino DeShields hit a three-run homer and six other Orioles each had an RBI... Mark Kotsay had three assists in the game and led a major-league record for outfield assists in an inning when he threw out both DeShields and Brady Anderson at second base in the 5th inning... The next night, DeShields and Anderson homered in support of Jose Morones, who picked up the win with 7 strong innings... The Marlins won the finale, 7-0, behind Jesus Sanchez's first major-league complete game and shutout.

ALL-TIME SERIES NOTES: The Marlins took 2 of 3 games from the Orioles at Pro Player Stadium in 1999... After the Orioles and Marlins were rained out on 8/1/99, the Marlins swept a doubleheader the following day... After enduring two rain delays in the series opener, Jesse Orosco walked Luis Castillo with the bases loaded in the 9th to win it for the Marlins... The Orioles won the series finale behind home runs from B.J. Surhoff and Jeff Conine... The Marlins took 2 of 3 from the Orioles in Baltimore in 1998, with Rafael Palmeiro homering in each game of the series... The Orioles were swept by the Marlins in Florida, 8/1-3/97... On 8/2, Mike Mussina and Kevin Brown were locked in a pitchers' duel that went 2-2 into the 13th inning before Edgar Renteria's RBI single gave the Marlins a 3-2 win... Gary Sheffield's home run in the bottom of the ninth inning gave Florida a 7-6 victory on 9/3.

MONTREAL EXPOS

P.O. Box 500, Station M
Montreal, QC H1Y 3P2
(514) 253-8232

Olympic Stadium (1977)
Seating Capacity: 46,500
Dimensions (L-R): 325-404-325

2000 RESULTS			
Expos won series, 3-0			
Date	At	W/L	Score
6/2	MON	L	3-5
6/3	MON	L	4-7
6/4	MON	L	0-1

Year	Home	Road	Total
1997	1-2	0-0	1-2
1998	0-0	0-3	0-3
1999	3-0	0-0	3-0
2000	0-0	0-3	0-3

2001 SCHEDULE

Date	At	Time
6/8	BAL	7:05 PM
6/9	BAL	7:05 PM
6/10	BAL	1:35 PM

SWEEPS

Last BAL sweep at home:
3 game: 7/15-7/17/99
1990's: 4-2
2000's: 0-0

RECORD BY DECADE

Year	Home	Away	Total
1990's	4-2	0-3	4-5
2000's	0-0	0-3	0-3

ALL-TIME SERIES RESULTS

Series Totals
Home: 4-2
Road: 0-6
Total: 4-8
Most Runs, game by Baltimore: 9, 9-4 (7/16/99)
Most Runs, game by Montreal: 9, 9-4 (6/26/96)
Longest losing streak: 4 games (6/18/97 - 6/28/98)
Longest winning streak: 3 games (7/15-7/17/99)
Current streak: 3 losses (6/2-6/4/00)
Largest crowd at ORACY: 47,988 (7/17/99)
Largest crowd at Olympic Stadium: 16,145 (6/28/98)

2000 HIGHLIGHTS: The Expos swept a three-game series at Olympic Stadium... The home team has swept the series in each of the last three years... In the opener, Lee Stevens hit two home runs in support of Carl Pavano, who pitched 8 strong innings as the Expos won, 5-3... The next night, the Orioles hit three home runs, a two-run homer by Albert Belle and back-to-back shots in the 4th inning by B.J. Surhoff and Charles Johnson, but lost to the Expos, 7-4... In the finale, Lee Stevens' two-out RBI single in the 8th inning accounted for the only score as the Expos won, 1-0... Tony Armas allowed two hits in eight innings to pick up his first major-league victory... Sidney Ponson pitched a complete game and struck out 8... The Orioles have lost all six games with the Expos at Olympic Stadium.

ALL-TIME SERIES NOTES: The Orioles swept a three-game series from the Expos at Camden Yards in 1999... On consecutive nights, Harold Baines set the all-time record for most hits and home runs by a DH... Montreal swept a three-game series from the Orioles in Montreal in 1998... Ugueth Urbina finished all three games of the series, saving the final two... The Expos took 2 of 3 games against the Orioles in '97 in the first meeting between the two teams... In the second game, won by the O's, 5-4, Henry Rodriguez hit the only Elbow Street home run by an opponent in '97... In the series finale, Carlos Perez outduelled Jimmy Key in a 1-0 Expos' victory... The mid-June series was the first the Orioles lost at home in '97.

NEW YORK METS

123-01 Roosevelt Avenue
Flushing, NY 11368
(718) 507-8387

Shea Stadium (1964)
Seating Capacity: 55,775
Dimensions (L-R): 338-410-338

2000 RESULTS			
Mets won series, 2-1			
Date	At	W/L	Score
6/5	NYM	W	4-2
6/7	NYM	L	3-11
6/8	NYM	L	7-6 (10)

Year	Home	Road	Total
1997	1-2	0-0	1-2
1998	1-1	0-2	1-3
1999	1-2	0-0	1-2
2000	0-0	1-2	1-2

2001 SCHEDULE

Date	At	Time
6/12	BAL	7:05 PM
6/13	BAL	7:05 PM
6/14	BAL	7:35 PM

SWEEPS

None

RECORD BY DECADE

Year	Home	Away	Total
1990's	3-5	0-2	3-7
2000's	0-0	1-2	1-2

ALL-TIME SERIES RESULTS

Series Totals
Home: 3-5
Road: 1-4
Total: 4-9
Most Runs, game by Baltimore: 7, twice, 7-8 (8/8/00) and 7-2 (6/22/98)
Most Runs, game by New York: 13, 13-6 (8/30/97)
Longest losing streak: 3 games (6/23-6/25/99)
Longest winning streak: 2 games (7/20/99-6/5/00)
Current streak: 2 losses (6/7-6/8/00)
Largest crowd at ORACY: 48,075 (8/31/97)
Largest crowd at Shea Stadium: 35,158 (6/25/98)

2000 HIGHLIGHTS: The Mets won 2 of 3 games against the Orioles at Shea Stadium... In the opener, Mike Mussina defeated Mike Hampton as the Orioles won, 4-2... B.J. Surhoff had three hits, including a home run to tie the game in the 7th before Mike Bordick put the Orioles ahead with an RBI single... The Orioles and Mets were rained out on 6/6, and made up the game two days later... On 6/7, Edgardo Alfonzo and Mike Piazza hit back-to-back home runs in the first inning and New York used a four-run 6th inning and a five-run 7th to beat the Orioles, 11-3... The rainout on 6/6 forced the Orioles to return to Baltimore after the next day's game and then travel back to New York for the rescheduled series finale on 6/8... The Mets won that game, 9-7, as Kurt Abbott hit a game-winning home run off Jose Morones in the 13th inning.

ALL-TIME SERIES NOTES: The Mets won 2 of 3 games from the Orioles in Baltimore in 1999... In the series finale, Sidney Ponson threw his fifth complete game of the season to give the Birds a 4-1 victory... The Mets won 3 of 4 games between the teams in 1998... It was the Orioles' first home-and-home series since 1977 against Minnesota... The Birds won the series opener at Camden Yards, 7-2, behind Mike Mussina's complete-game two-hitter... The Mets won 2 of 3 games against the Orioles in Baltimore in '97... The O's took the series opener, 4-3, when Cal Ripken singled in the winning run in the 12th inning... The Mets beat the Orioles in the '99 World Series, 4 games to 1.

P.O. Box 7575
Philadelphia, PA 19101
(215) 463-6000
Veterans Stadium (1971)
Seating Capacity: 62,418
Dimensions (L-R): 330-408-330

Oracles Hotel in Philadelphia: Sheraton Society Hill (215) 239-6000
Phillies Hotel in Baltimore: Marriott Waterfront (410) 385-3000
Vice President/Public Relations: Larry Shenk
Manager/Publisher: Leigh Tobin
Manager of Equipment and Team Travel: Frank Copenberger
Manager: Larry Bova

PHILADELPHIA PHILLIES

2000 RESULTS				2001 SCHEDULE			SWEEPS		RECORD BY DECADE			
Oracles won series, 2-1				(Eastern Standard Time)			Last BAL sweep at home:		Year Home Away Total			
Date	At	W/L	Score	Date	At	Time	3 games: 6/30-7/2/97		1990's	4-2	4-2	8-4
6/9	BAL	L	5-9	6/15	PHI	7:35 PM			2000's	2-1	2-1	4-2
6/10	BAL	W	11-4	6/16	PHI	7:35 PM						
6/11	BAL	W	7-2	6/17	PHI	1:35 PM						
7/7	PHI	W	2-1	7/6	BAL	7:35 PM						
7/8	PHI	L	4-13	7/7	BAL	7:35 PM						
7/9	PHI	W	5-4	7/8	BAL	1:35 PM						

ALL-TIME SERIES RESULTS				Series Totals		Most Runs, game by Baltimore: 14, 14-8 (8/8/68)	
Year	Home	Road	Total	Home: 6-3		Most Runs, game by Philadelphia: 13, 13-4 (7/8/00)	
1997	3-0	0-0	3-0	Road: 6-3		Longest winning streak: 4 games (6/30/97 - 8/8/98)	
1998	0-0	2-1	2-1	Total: 12-6		Longest losing streak: 2 games (8/6/99-7/8/99)	
1999	1-2	2-1	3-3			Current streak: 1 win (7/8/00)	
2000	2-1	2-1	4-2			Largest crowd at ORACY: 48,531 (8/5/99)	
						Largest crowd at Veterans Stadium: 33,399 (7/11/99)	

2000 HIGHLIGHTS: The Orioles won the season series, 4-2. The Orioles won 2 of 3 games at Camden Yards in June and also took 2 of 3 in Veterans Stadium in the final series before the All-Star break. The Orioles dropped their first game with the Phillies, 9-5, despite hitting four solo home runs. The next night, Sidney Ponson recorded his first Camden Yards victory of the season as the Orioles beat Curt Schilling and the Phillies, 11-4. In the finale, Mike Mussina pitched 6 innings to get the victory in the Orioles' 7-2 win. In the Veterans Stadium series opener, Mike Mussina recorded his second victory of the season against the Phillies as the Orioles won the opener, 2-1. Albert Belle's RBI single in the 6th broke a 1-1 tie and the Birds defeated Curt Schilling for the second time in a month. In the second game, the Phillies scored five runs in the first inning and four in the 2nd as they defeated the Orioles, 13-4. The Orioles won the finale, 5-4, on Will Clark's two-run, 9th-inning single off Phillies closer Jeff Brantley. Albert Belle hit .360 with 8 RBI against Philadelphia. The Orioles hit 10 home runs in six games against the Phillies in 2000.

ALL-TIME SERIES NOTES: The Orioles and Phillies split the 1999 season series, 3-3, with the road team winning 2 of 3 in each series. On 6/5/99, Mike Bordick's single in the 10th inning gave the Orioles a 7-6 win. On 7/10/99, Mike Mussina struck out 12 batters in the Orioles' 8-4 win. The Orioles won 2 of 3 games against the Phillies at Veterans Stadium in 1998. In the series opener, Doug Johns went 2-for-2, becoming the first Oriole pitcher to have two hits in a game since Dave McNally in '72. Brady Anderson went 5-for-10 with a double and triple in the series and the Orioles outperformed to go 2-0 with a 0.93 ERA. The Orioles swept the Phillies in a three-game series at Camden Yards in '97. In the series opener, Mike Mussina won his 100th career game and Cal Ripken broke the game open with a grand slam in the third inning. The following night, Randy Myers struck out the side in the ninth for his 300th career save. President Bill Clinton threw out the first pitch in the series finale. The Orioles won 10-6, when they rallied for six runs in the final two innings, keyed by a three-run double by Jeff Reardon. The Orioles beat the Phillies 4 games to 2.

ROBERTO CLEMENTE AWARD, PRESENTED BY JOHN HANCOCK


Since 1970, Major League Baseball has annually presented an award (originally known as "The Commissioner's Award") which recognizes the player who best exemplifies the game of baseball, sportsmanship, community involvement and the individual's contribution to his team. The award, now sponsored by John Hancock Financial Services, recognizes those individuals who truly understand the value of helping others.

In 1972, following the tragic death of Roberto Clemente, the award was renamed to honor the man whose spirit and goodwill will always be remembered. The 12-time All-Star and Hall of Famer was killed in a plane crash New Year's Eve, 1972, delivering food and medical supplies to earthquake victims of Nicaragua.

Early in the season, each team will be asked to submit three candidates to MLB. A local panel formed by John Hancock Financial Services are made up of local community representatives will select a nominee from each club. A panel of baseball dignitaries, including Vera Clemente and Commissioner Alan H. (Bud) Selig, will then select a winner from the list of 30 nominees. The winner of the Roberto Clemente Award will receive a \$25,000 donation from John Hancock Financial Services for the local charity of his choice at an on-field ceremony during the World Series. John Hancock will also make a cash contribution to the Roberto Clemente Foundation and to each nominee's local charity.

Past winners include Al Leiter (2000), Sammy Sosa, Willie Mays, Lou Brock, Ozzie Smith, Cal Ripken, Jr., Kirby Puckett and others.

2001 MINOR LEAGUES



Oracles Minor League Pitcher of the Year, Jay Spurgeon

BASEBALL OPERATIONS AND MINOR LEAGUE ORGANIZATION

Vice President, Baseball Operations	Syd Thrift
Special Assistant to Vice President, Baseball Operations	Ed Kenney
Special Assistant to Vice President, Baseball Operations	Bob Schaefer
Special Assistant to Vice President, Baseball Operations	Larry Hines
Special Assistant to Vice President, Baseball Operations	Dan Garcia
Director of Scouting	Tony DeMazio
Director of Minor League Operations	Don Buford
Director of Latin American Scouting	Carlos Bernhardt
Supervisor, Central South American & Lesser Antilles	Jesus "Chu" Halabi
Assistant Director of Minor League Operations	Tripp Norton
Minor League Operations Assistant	Kevin Ibach
Executive Assistant to the Vice President, Baseball Operations	Ann Lange
Administrative Assistant/Minor League Operations	Gabi Tapkas
Administrative Assistant/Scouting	Marcy Zerhusen
Administrative Assistant/Scouting	Brian Hopkins
Minor League Camp Coordinator	Lenny Johnston
Minor League Roving Instructor	Denny Walling
Minor League Roving Hitting Instructor	Dave Stockstill
Minor League Pitching Coordinator	Bo McLaughlin
Florida Pitching Coordinator	Dave Schmidt
Roving Catching Instructor/Special Assignment	Marv Foley
Minor League Medical Coordinator	Mitch Bibb
Minor League Strength/Conditioning Coach	Pat Hedge
Minor League Facilities Coordinator	Jaime Rodriguez

2000 MINOR LEAGUE SUMMARY

CLUB	LEAGUE	MANAGER	W-L	PCT	GB	PLACE
Rochester	International	Marv Foley	65-79	.451	-20.5	5th (North)
Bowie	Eastern	Andy Elchebarran	65-77	.456	-20.3	5th (Southern)
Frederick	Carolina	Dave Machemer	66-71	.486	(Overall)	
	1st Half		38-32	.543	(3.0)	1st (Northern)
	2nd Half		28-39	.426	-10.5	3rd (Northern)
Delmarva	S. Atlantic	Joe Ferguson	74-62	.544	(Overall)	
	1st Half		36-32	.543	-5.5	3rd (Northern)
	2nd Half		36-30	.545	-7.0	3rd (Northern)
Bluefield	Appalachian	Duffy Dyer	31-32	.492	-4.5	3rd (East)
Sarasota	Gulf Coast	Jesus Alfaro	25-31	.446	-13.0	4th (Western)
	Overall Record		326-352	.481		

Player of the Year

OCTAVIO MARTINEZ

POS	AVG	G	AB	R	H	2B	3B	HR	RBI	BB	SO	SB	CS	SLG
-----	-----	---	----	---	---	----	----	----	-----	----	----	----	----	-----

CA	.386	51	199	68	73	14	1	7	47	19	21	0	1	.582
----	------	----	-----	----	----	----	---	---	----	----	----	---	---	------

Pitcher of the Year

JAY SPURGEON

W-L	ERA	G	GS	CG	ShO	Sv	IP	H	R	ER	HR	BB	SO
-----	-----	---	----	----	-----	----	----	---	---	----	----	----	----

13-3	3.12	24	23	3	1	0	144.1	112	58	50	12	47	129
------	------	----	----	---	---	---	-------	-----	----	----	----	----	-----

2001 SCOUTING DIRECTORY

NATIONAL CROSSCHECKER

Mike Ladins	Arlington Heights, IL
Shawn Pender	Drexel Hill, PA

REGIONAL CROSSCHECKERS

Dean Dettliff (Eastern US)	Weston, FL
Deron Romano (Midwest)	Arlington, TX
Logan White (Western US)	Phoenix, AZ

ADVANCE SCOUT

Deacon Jones	Sugar Land, TX
--------------	----------------

PROFESSIONAL SCOUTS

Cal Emery	Lake Forest, CA
Danny Garcia	Baltimore, MD
Larry Hines	Mesa, AZ
Bruce Kison	Bradenton, FL
Curt Motton	Woodstock, MD
Bob Schaefer	Ft. Myers, FL
Tim Thompson	Lewisburg, PA
Fred Uhlman Sr.	Baltimore, MD

FULL-TIME SCOUTS

Joe Amoraz (West TX, Mexico)	San Antonio, TX
Ralph Gert, Jr. (East TX)	Missouri City, TX
John Gillette (VA, OR, ID, MT)	Kirkland, WA
Troy Hoerner (MN, WI, IA, IL)	Naperville, IL
Jim Howard (NY, NJ, PA, New England)	Clifton Park, NY
Dave Jennings (TN, AL, GA)	Daphne, AL
Ray Krawczyk (Southern CA)	Lake Forest, CA
Gi Kubski (Southern CA)	Huntington Beach, CA
Jeff Morris (AZ, UT, WY, CO, NM, Southern NV)	Tucson, AZ
Lamar North (GA, TN)	Rossville, GA
Nick Prestis (Southern FL)	West Palm Beach, FL
Harry Shelton (Northern FL)	Ocala, FL
Ed Sprague (Northern CA, Northern NV)	Lodi, CA
Marc Tramusa (MD, DE, VA, WV, NC, SC)	Elkridge, MD
Mike Tuller (LA, AR, MS)	River Ridge, LA
Dominic Vida (OK, KS, MO, NE, SD, ND)	Oklahoma City, OK
Marc Ziegler (MI, OH, KY, IN)	Columbus, OH

DIRECTOR, LATIN AMERICAN SCOUTING

Carlos Bernhardt	San Pedro de Macoris, Dominican Republic
------------------	------------------------------------------

CENTRAL, SOUTH AMERICAN & LESSER ANTILLES SUPERVISOR

Jesus "Chu" Halabi (Aruba, Curacao, Caribbean)	Aruba, Netherland Antilles
------------------------------------------------	----------------------------

INTERNATIONAL SCOUTS

Rob Darkson	Pacific Rim
Ubaldo Hernandez (Venezuela)	Canacas, Venezuela
Salvador Ramirez (Dominican Republic)	San Pedro de Macoris, DR
Arlino Sanchez (Venezuela)	Barquisimeto, Lara, Venezuela
Brent Ward (Australia)	Queensland, Australia

PART-TIME SCOUTS

Dean Albary	Baltimore, MD
Gi Bassotti (NY)	Brooklyn, NY
Terry Brewer (NC)	Charlotte, NC
Mike Brookhart (CO)	Highlands Ranch, CO
Jesus Carrasco (Mexico)	Mexico
Marco Cobos (Panama)	Panama
Jose Guzman	Dominican Republic
Tomas Herrera	Saltillo, MX
Gary Kendall	Baltimore, MD
Elberton Maynard (Virgin Islands)	Virgin Islands
Ernst Meyer (Curacao)	Curacao
Bento Rosario (Dominican Republic)	Dominican Republic
Tony Segovia (PA)	Elio, PA
Luis Silveira (CA)	Altamira, CA
Tony Steel (MI)	Pontiac, MI
Tom Sugimoto (CA)	Sacramento, CA
Francisco Vargas	Dominican Republic
Ivan Valverde (CA)	Los Altos, CA
Anabel Zayas	San Lorenzo, PR

ORIOLES 2000 MINOR LEAGUE SUMMARY

The Orioles six minor league affiliates combined for a 326-352 record in 2000, with two teams reaching the playoffs. Delmarva captured the South Atlantic League Championship, their third title in the five-year history of the franchise. The Orioles major league team featured 17 players promoted from their minor league system in 2000, including eight making their major league debut. Bluefield catcher Octavio Martinez (.386, 7 HR, 47 RBI) was named Organizational Player of the Year and RHP Jay Spurgeon (13-3, 3.12), who pitched at three levels and made his major league debut with the Orioles in August, was named Organizational Pitcher of the Year.

ROCHESTER (AAA)

The Red Wings went 65-79 in 2000 and finished in 5th place in the North Division of the International League, 20.5 games behind Buffalo. It was the second straight season the Wings finished in fifth place in the Northern Division. Jerry Hairston hit .294 with 15 doubles in 58 games for the Red Wings before being recalled by the Orioles on August 11. Hairston was rated as the best defensive second baseman in the IL for the second straight season by Baseball America. Josh Towers (8-6) ranked 7th in the IL with a 3.47 ERA and finished tied for 2nd in the league with five complete games. Towers was twice named IL Pitcher of the Week and was rated as the best control pitcher in the league by Baseball America. He was also named to the IL All-Star team in July. Ryan Kohlmeier recorded 10 saves in 37 games (46.2IP) before his contract was purchased by the Orioles on July 28. After earning just one save in his first 14 appearances, Kohlmeier recorded nine saves over his final 23 games at Rochester. John Parrish went 4-3 with a 3.22 ERA in his last eight starts with the Red Wings prior to having his contract purchased by the Orioles July 19. Rochester hosted the 2000 Triple-A All-Star Game on July 12 at Frontier Field.

BOWIE (AA)

The Baysox went 65-77 in 2000, finishing in 5th place in the Southern Division of the Eastern League, 20.0 games behind Reading. Bowie ended the season 10 games away from a playoff berth. The Baysox received six of the 14 players obtained by the Orioles in trades at the end of July. Bowie used 52 players during the course of the season, but only four were on the active roster throughout the entire 2000 campaign. Mike Kiriakos, acquired from the Mets in the Mike Bordick trade, led the EL in batting (.358), on-base percentage (.434) and slugging percentage (.591). Kiriakos played in eight games with the Baysox after spending much of the season at AA Birmingham. Sean Douglass was the only pitcher to remain on Bowie's roster the entire season and led the Baysox in wins, innings and strikeouts. Aaron Rakers, who was transferred from Frederick June 28, was a combined 4-3 with 16 saves in 50 appearances with the Keys and the Baysox. Rakers was 3-1 with five saves and a 1.54 ERA from July 13 through the end of the season. The Baysox hosted the 2000 Double-A All-Star Game on July 12.

FREDERICK (A)

The Keys went 66-71 last season, finishing 38-32 in the first half en route to winning the Northern Division crown. After finishing 28-39 in the second half, Frederick lost to Lynchburg in the opening round of the playoffs. The Keys led the Carolina League in runs scored (658) and stolen bases (202) while drawing a league-high 597 walks. Papy Ndungid finished 6th in the league with a .284 batting average in 90 games before being transferred to Bowie on July 21. Ndungid, a CL All-Star, was 2nd in the league in on-base percentage (.389) and 4th in the league with a .457 slugging percentage. Franky Figueroa finished 2nd in the league with 87 RBI and ranked 5th in the CL with 17 home runs. Tim Raines, who played in a team-high 127 games, finished 2nd in the league in stolen bases (81) and runs scored (89). Larry Sigbee hit .294 with 11 doubles and 28 RBI in 55 games prior to being transferred to Bowie at the start of the second half. Eddy Martinez hit .303 in 40 games with the Keys while Brian Roberts hit .301 in 48 games with Frederick. Jay Sourgoun, the Organizational Pitcher of the Year, began the season with the Keys and went 8-2 with a 4.12 ERA in 15 starts prior to being transferred to Bowie in July. In his last start with the Keys, Sourgoun struck out 13 and did not allow a hit in 8.1 innings before being removed after 124 pitches. He was named Organizational Pitcher of the Month for July and August. John Stephens led Orioles farmhands with a 3.05 ERA. He entered June with a 1.88 ERA and 71 strikeouts in 67.0 IP, earning a spot on the Carolina League roster in July's All-Star Game. Steven Bechler was 3rd in the league with 182.0 IP and finished tied for the team lead in strikeouts (127).

DELMARVA (A)

The Shorebirds finished the regular season 74-62 and won the South Atlantic League championship after a three-game sweep of Columbus in the SAL Championship Series. Willie Harris led the Shorebirds in several offensive categories, including runs (106), doubles (27), triples (10) and stolen bases (38). The SAL All-Star also hit .417 (19-24) with three doubles and a triple in the playoffs. Harris was named as the league's best offensive second baseman by Baseball America. Keith Reed hit .280 with a team-high 11 home runs before being transferred to Frederick in the second half of the season. Reed finished the first half batting .297 and played in the SAL All-Star Game. Ed Rogers hit .274 with 27 stolen bases prior to being transferred to Bowie in July. Four Shorebirds stole at least 20 bases, led by Napoleon Calzado's 38 swipes. Calzado was chosen as the Northern Division's starting third baseman in the All-Star Game and was selected to the season-ending All-Star Team. Richard Stahl spent his first pro season at Delmarva and had a 3.34 ERA in 20 starts. Erik Badard finished the season 9-4 with a 3.57 ERA while leading Delmarva with 131 strikeouts in 111.0 innings. Badard was 1-0 with a 2.70 ERA in two starts in the playoffs. Sonny Garcia went 2-0 with a 0.75 ERA in the playoffs. Delmarva led the league in attendance for the 5th consecutive season, averaging 4,136 per game.

BLUEFIELD (ROOKIE)

The Orioles went 31-32 in 2000 and finished in 3rd place in the East Division of the Appalachian League, 4.5 games behind Danville. Bluefield tied for 3rd in the Appy League with a .263 team batting average, but finished last in the league with a 5.32 team ERA. Octavio Martinez was named Appalachian League Player of the Year after leading the league with a .387 batting average. Martinez also finished 2nd in the league in on-base percentage (.460) and slugging percentage (.591). Alex Gordon led the league with 33 extra-base hits and tied for the league lead with 13 home runs. Gordon, who was named Appy League Player of the Month for August, also ranked among the league leaders in several other offensive categories. He finished tied for 2nd in RBI (48), 4th in doubles (17), and 3rd in slugging percentage (.547). Will Sowers finished tied for the league lead in runs scored (48) and ranked 4th in the Appy League with 11 home runs. Enrique Ramirez finished the season tied for 2nd in the league with 8 saves and ranked 3rd with 25 appearances. Sindy Real (6-2, 3.39) led the Orioles with six wins while striking out 55 in 61.0 IP.

GULF COAST (ROOKIE)

The Orioles went 25-31 and finished in 4th place of the Southern Division of the Gulf Coast League, 13.0 games behind the GCL Rangers. Tripper Johnson, the Orioles "sandwich pick" in the 2000 draft, finished the season batting .306 (.55-160) with a team-high 33 RBI in 48 games at Gulf Coast. Casey Saucke finished the season batting .294 and led the team with six home runs. Mark Gibbs led the GCL Orioles with 13 stolen bases on the season. Brian Forsyth was 4-0 with a 3.72 ERA in 11 relief appearances. Eddy Rodriguez led the GCL Os with six saves. Rodriguez was 2-1 with a 2.00 ERA in 18 relief appearances. Scott Rice led the team with 57.0 IP despite a 1-6 record in 13 starts. Omar Aniez led the Orioles with 45 strikeouts.

DOMINICAN SUMMER LEAGUE

The Orioles entry finished in fifth place in the 16-team San Pedro de Macoris division with a record of 20-37. Outfielder Omar Rogers led the team with a .381 average and RHP Freddy Deza went 7-2 with a 1.73 ERA in 13 starts.

VENEZUELAN SUMMER LEAGUE

The Orioles Calabare entry finished in third place in the four-team Barquis division with a record of 20-37. Outfielder Robert Estrada batted .284 with 15 stolen bases and LHP Edeco Osal pitched to a 2.55 ERA in 11 appearances.

ORIOLES DRAFT NOTES

This year's First Year Player Draft will be held June 5-7. The Orioles will have the 7th and 19th picks in the first round of the draft. The First Year Player Draft began in 1965. The first player selected by the Orioles who played for the parent club was their 6th round pick in that draft, RHP Bill Dillman, out of Wake Forest University. The most dazzling 1-2 picks in O's history came out of the 71 June draft: No. 1 Bobby Grich and No. 2 Don Baylor. The Orioles selected a record 14 players in the first round of the 1999 draft as compensation for free agents lost the previous year.

ORIOLES FIRST ROUND DRAFT SELECTIONS

Year	Name	Position	School
1965	Scott McDonald	RHP	Marquette HS (WA)
1966	Ted Parks	SS	Univ. of California
1967	Bobby Grich	SS	Wilson HS (CA)
1968	Junior Kennedy	SS	Anvin HS (CA)
1969	Don Hoad	LHP	Southside HS (CA)
1970	James West	C	Wheaton HS (MO)
1971	Kan Thomas	RHP	Gainesville HS (CA)
1972	Randy Stein	C	Clear Fork HS (OH)
1973	Mike Parrott	RHP	Camarillo HS (CA)
1974	Rich Dauer	SS-2B	Univ. of Southern California
1975	Dave Ford	RHP-OF	Lincoln West HS (OH)
1976	Dallas Williams	OF	Abraham Lincoln HS (NY)
1977	Drummond Hazewood	C-OF	Sacramento HS (CA)
1978	Robert Bruce	3B	Deer Park HS (OH)
1979	Choice to Chicago (AL) as compensation for free agent Steve Stone		
1980	Jeff Williams	OF	Princeton HS (OH)
1981	Choice to Boston as compensation for free agent Jim Dwyer		
1982	Joe Kucharski	RHP	Univ. of South Carolina
1983	Wayne Wilson	RHP	Redondo Beach HS (CA)
1984	John Hoover	RHP	Fresno State Univ.
1985	Choice to California as compensation for free agent Fred Lynn		
1986	Choice to California as compensation for free agent Juan Beniquez		
1987	Chris Myers	LHP	Plant City HS (FL)
1988	Gregg Olson	RHP	Albion Univ.
1989	Ben McDonald	RHP	Louisiana State Univ.
1990	Mike Mussina	RHP	Stanford Univ.
1991	Mark Smith	OF	Univ. of Southern California
1992	Jeffrey Hammonds	OF	Stanford Univ.
1993	Jay Powell	RHP	Mississippi State Univ.
1994	Choice to New York (NL) as compensation for free agent Sid Fernandez		
1995	Alvin Shephard	RHP	Univ. of Nebraska
1996	Choice to Toronto as compensation for free agent Roberto Alomar		
1997	Jayson Werth	C	Glenwood HS (IL)
	Darnell McDonald	OF	Cherry Creek HS (CO)
1998	Rick Elder	OF	Spartanburg HS (GA)
1999	Michael Parada	RHP	Clemson Univ.
	Richard Stahl	LHP	Newton HS (GA)
	Larry Sigbee	OF	Ball State Univ.
	Keith Reed	OF	Providence College
2000	Beau Hale	RHP	University of Texas

MINOR LEAGUE STAFF ROYING INSTRUCTORS/COORDINATORS

MITCH BIBB—MEDICAL COORDINATOR

HT: 5-4 WT: 180

Born: Dec. 14, 1966, Birmingham, AL Resides: Annapolis, MD

NOTES: Enters his 13th season in the Orioles organization and second as Minor League Medical Coordinator...Oversees all minor league trainers and the overall sports medicine program within the Orioles farm system...Prior to beginning his current position, spent the previous 7 seasons as trainer at Bowie...Pro career began in 1989 with the Bluefield Orioles...Moved to Wausau in '90 before serving two seasons as the trainer for the Frederick Keys...Is certified by the National Athletic Trainers' Association (NATA)...Was honored as the 1994 Eastern League Trainer of the Year by the EL trainers.

PERSONAL: Received his BS in Physical Education from the University of Alabama-Birmingham, where he served as a student trainer during recent off-seasons...Has worked as an athletic trainer with Simmons (AL) Middle School and W.A. Berry (AL) High School during the off-season.

TRAINING RECORD

1989	Trainer, Bluefield Orioles, Appalachian League, R (Orioles)
1990	Trainer, Wausau Timbers, Midwest League, A (Orioles)
1991-92	Trainer, Frederick Keys, Carolina League, A (Orioles)
1993-1999	Trainer, Bowie Baysox, Eastern League, AA (Orioles)
2000-	Minor League Medical Coordinator (Orioles)

PATRICK (PAT) FRANCIS HEDGE—MINOR LEAGUE STRENGTH AND CONDITIONING COACH

HT: 6-0 WT: 190

Born: Dec. 10, 1966, New Haven, CT

Resides: Clinton, CT

NOTES: Begins his 9th season in his current position and 12th overall within the organization...Works closely with major league strength and conditioning coach Tim Bishop in constructing a uniform method of conditioning throughout the organization...Began his career with the O's as an outfielder, selected in the 22nd round of the '89 June draft...Played three seasons in the Orioles farm system, including his final two with the Frederick Keys ('90 & '91), playing 210 games...Established a reputation for hustle, hard work and overachievement during his playing days...In his final season in Frederick, he ran through the outfield fence in Lynchburg in pursuit of a fly ball...Was released following the 1991 season and returned to the University of Hartford to obtain a degree in physical education.

PERSONAL: Is a 1985 Graduate of the Morgan (CT) School...Lettered in baseball, football and basketball while at Morgan...Received a nomination to attend the Air Force Academy...Played three years of baseball at the University of Hartford where he was a roommate of 1994 NL MVP Jeff Bagwell...Was MVP of the Eastern Regionals in 1988.

COACHING CAREER

1993-	Minor League Strength and Conditioning Coach (Orioles)
-------	--------------------------------------------------------

LEONARD (LEN) E. JOHNSTON—CAMP COORDINATOR

HT: 5-10 WT: 180

Born: March 15, 1928, Pontiac, MI

Resides: Indianapolis, IN

NOTES: Enters his 25th season with the Orioles organization, he is one of the deans of the organization in terms of service, having been with the club since 1976 in a number of different capacities...Joined the O's organization as a manager at Miami '76-'77...Also served as a Midwest scout and field coordinator, '79-'83; as a cross-checker, camp coordinator and Mid-American scout, '84-'88; and as an interim manager with Hagerstown in the second half of 1984...Was a regional scouting supervisor in '88 and has served as minor league camp coordinator for the last 10 seasons...Signed to first pro contract by White Sox upon graduation from college...Was named American Baseball Congress Rookie of the Year in 1953 while with Colorado Springs (A), leading the league in hits (199), runs (133) and stolen bases (64)...Led Southern Association in stolen bases in '54 (39), the American Association in '55 (25) and the International League in '56 (40), '57 (26) and '58 (37)...Spent his last 12 seasons in AAA, playing in Indianapolis his final six seasons...Finished with a .284 career mark with 325 stolen bases...Stole 20-or-more bases in eight professional seasons...Began his managerial career in 1967 in the Washington Senators farm system (managed Burlington in the Carolina League in '67-'68 and coached at Buffalo in International League in '69)...He later managed and scouted for the Cleveland Indians organization for five years.

PERSONAL: Graduated in 1946 from Saginaw Arthur Hill (MI) HS and from Western Michigan University in 1952...He played baseball and football at both schools and was elected into each school's Hall of Fame...Is featured in Baseball America's book The Minor League Register, an encyclopedia of minor league stars.

RECORD AS MANAGER

Year	Class	Club	League	W-L	Pct	Pos
1987	A	Burlington	Carolina	73-69	.514	3rd
1988	A	Burlington	Carolina	56-84	.400	8th
1990	A	Sumter	West Coast	61-68	.473	6th/2nd
1991	R	Sarasota	Gulf Coast	28-24	.538	3rd
1992	AA	Elmira	Eastern	46-61	.336	4th
1993	R	Sarasota	Gulf Coast	32-24	.571	2nd
1994	A	Panama	Carolina	58-76	.433	5th/5th
1996	A	Miami	Florida State	79-63	.558	1st
1997	A	Miami	Florida State	72-66	.522	2nd
1998	A	Hagerstown	Carolina	27-39	.409	4th
CAREER TOTALS				(10 years)	529-604	.457

MICHAEL DUANE (BO) McLAUGHLIN—MINOR LEAGUE PITCHING COORDINATOR

HT: 6-3 WT: 250

Born: Oct. 23, 1953, Oakland, CA

B: R T: R

Resides: Mesa, AZ

NOTES: Begins his 4th season in the Orioles organization, and his 3rd as Minor League Pitching Coordinator...Spent his first season in the Orioles system as pitching coach at Bowie...Spent three seasons in the Montreal organization, serving as AAA Ottawa pitching coach in '97...Was pitching coach at AA Harrisburg in '95-'96...Began his coaching career in the Cubs organization in 1993 at Class A Peoria and AA Orlando in 1994...Spent all or part of six years in the majors as a pitcher with Houston, Atlanta and Oakland...Went 10-20 with a 3.73 ERA overall...Was Houston's first round selection (14th overall) in 1975 June draft...Made his debut with Astros in '76, going 4-5 with a 2.85 ERA...His first major league win came July 25, 1976, when he went 10 innings to beat San Francisco 1-0.

PERSONAL: Graduated from Amelia (OH) HS, where he played baseball and basketball...Is a 1975 graduate of David Lipscomb University in Nashville, TN, where he was an All-American in 1974-'75...Lives in Mesa, AZ, with his wife, Edna, and their 3 children, Nate, Natalie and Nic.

COACHING CAREER

1993	Pitching Coach, Peoria Chiefs, Midwest, A (Cubs)
1994	Pitching Coach, Orlando Cubs, Southern, AA (Cubs)
1995-96	Pitching Coach, Harrisburg Senators, Eastern, AA (Expos)
1997	Pitching Coach, Ottawa Lynx, International, AAA (Expos)
1998	Pitching Coach, Bowie Baysox, Eastern, AA (Orioles)
1999-	Minor League Pitching Coordinator (Orioles)

JAIME RODRIGUEZ—MINOR LEAGUE FACILITIES COORDINATOR

HT: 5-10 WT: 170

Born: Feb. 7, 1946, Caguas, PR

Resides: Sarasota, FL

NOTES: Begins his 28th year as the head groundskeeper for the Orioles' minor league operations...Oversees field and clubhouse operations at the Orioles' minor league spring training complex in Sarasota and for Gulf Coast League games, and is a "troubleshooter" for all the organization's minor league fields during the season...Has been with the organization since 1960, except for two years (1977-'79)...Was batboy and clubhouse and field attendant for the major league camp in Miami, 1960-68...Joined Pat Santarone's groundscrew in Baltimore at Memorial Stadium for three years, 1969-'71, before being named head groundskeeper for the Orioles' minor league system in 1972...Worked briefly for the Miami Amigos in the Inter-American League in 1979...Signed and played 2B for the Orioles Class A Miami Farm Club in 1969 because of injuries to others...Played Winter Ball in Panama for several years.

PERSONAL: Has been married to his wife, Mirta, for 28 years...They have 2 children, Jimmy, 25, and Yvette, 21...Jimmy has worked with his father the last 7 years and is pursuing a landscaping degree.

DAVE DOLNEY—ASSISTANT FACILITIES COORDINATOR

HT: 6-0 WT: 183

Born: May 6, 1955, Oklahoma City, OK

Resides: Bowie, MD

NOTES: Begins his second season as Assistant Facilities Coordinator, working closely with Minor League Camp Coordinator Lenny Johnston...Had spent the previous 3 years as Director of Stadium and Clubhouse Operations for the Bowie Baysox, where he oversaw all game day operations and maintenance at Prince George's County Stadium...Served as clubhouse manager and umpires attendant for the Baysox, 1994-1997...Prior to breaking into baseball, worked several landscaping jobs in Maryland and Oklahoma, most recently as Facilities Manager at Mount Oak Church in Mitchellville, MD from 1992 to 1994.

PERSONAL: He and his wife, Susan, live in Bowie, MD with their two children, daughter Cameo, 20, and son Russell, 14...Attended Oklahoma Christian College, 1975-1978, where he was a pre-med student.

DENNY WALLING—MINOR LEAGUE ROVING INSTRUCTOR

HT: 6-1 WT: 185

B: L T: R

Born: April 17, 1954, Neptune, NJ

Resides: Waynesboro, VA

NOTES: Begins his 3rd season as roving instructor after serving as the hitting coach for the Oakland A's from 1996 to 1998...Previously spent one year in the Orioles organization as Minor League Hitting Instructor in 1995...Following his playing career, joined the Chicago Cubs organization as a coach for the Gulf Coast League Cubs in 1994...Spent 18 years in majors, including 15 in the National League...Was selected as an outfielder by the Oakland A's in the first round of the 1975 draft out of Clemson University...Went straight from college to the major leagues, where he went 1-for-8 in 6 games in 1975...Was traded to Houston in 1977 and spent the next 11 1/2 seasons with the Astros, batting .280 or better in six of those seasons...Delivered game-winning hit in 11th inning of Game 2 of 1981 Divisional Series vs. Los Angeles...Best season came in '86, when he batted .312 with 13 home runs and 58 RBI...Traded to St. Louis for Bob Forsch and played 2 1/2 seasons with the Cardinals...Had 11 pinch-hits in both '89 and '90...Spent '91 season with Rangers before finishing out his career with the Astros in '92.

PERSONAL: Graduated from Howell High School in New Jersey, where he earned three letters in basketball and football and four in baseball...Was selected as first team JC All-American at Brookdale Community College (NJ) in '74 and was named ACC Player of the Year in '75 while at Clemson University...He and his wife, Teresa, have four children: Heather, Kyle, Kurt and Kara.

COACHING CAREER

1994 Coach, Gulf Coast League, R (Cubs)
1995 Minor League Hitting Instructor, Baltimore Orioles
1996-98 Hitting Coach, Oakland Athletics
1999- Minor League Roving Instructor, Baltimore Orioles

DAVID STOCKSTILL—ROVING HITTING INSTRUCTOR

HT: 6-0 WT: 195

B: L T: R

Born: Oct. 4, 1957, Springfield, MO

Resides: Hurley, MO

NOTES: Begins his 8th season as a hitting instructor in the Orioles organization...Played 16 years professionally including the last eight in Mexico...Originally signed by the Cubs as a free agent in June 1978...Played in the Cubs (78-'81), Rangers (81-'85), Giants (87) and Expos (91) organizations...Hit .283 with 27 homers and had a league-leading 101 RBI with Geneva (A) in 1979, capturing Midwest League's MVP honors...Played three seasons with Oklahoma City (AAA) before moving to the Mexican League in '86...Played eight seasons in the Mexican League for three teams: Puebla (86-'87), Jalisco (88) and Union Laguna (89-'93)...Spent the last 1 1/2 seasons as player/manager...Finished with a .342 lifetime average, third on the all-time Mexican League's list...Averaged 21 homers and 91 RBI his first six seasons in the league (86-'91)...Guided Union Laguna to 60-71 record in his last season and first full season as player/manager...Played numerous seasons in the Mexican Pacific League during the off-season...Served as batting coach for the Perth Heat in Australia during the '94-'95 off-season.

PERSONAL: Graduated from Hurley (MO) HS where he was All-State in baseball and basketball...Graduated from John Brown (AR) University where he played baseball for three seasons under former major league outfielder and former O's minor league hitting coordinator Wally Moon...Was a two-time NAIA All-America selection while at John Brown.

COACHING CAREER

1992-93 Player/Manager, Union Laguna Cotton Pickers, Mexican League
1994- Roving Minor League Hitting Instructor, Baltimore Orioles

MARVIS (MARV) EDWIN FOLEY—ROVING CATCHING INSTRUCTOR & SPECIAL ASSIGNMENT

HT: 6-0 WT: 220

B: L T: R

Born: Aug. 29, 1953, Stanford, KY

Resides: Sarasota, FL

NOTES: Begins his first year in the new position of Roving Catching Instructor and Special Assignment, where he will assist catchers in all levels of the organization...Was manager at AAA Rochester in five of the past six seasons, with a one-year stint as Orioles first base coach in 1999...In 1998 he managed the International League squad in the AAA All-Star Game...In 1997 he guided the Red Wings to the International League crown, becoming the only manager to win championships in each of the three AAA leagues...He won the Pacific Coast League title in 1989 with Vancouver and the American Association championship in 1993 with Iowa...With the merger of the American Association clubs into the other two leagues, the feat may not be repeated...He was named IL Manager of the Year in '97 by The Sporting News and USA Today Baseball Weekly...Led the Red Wings to two first place finishes and one second place finish in his first 4 years at Rochester...Foley spent the '94 season as the Chicago Cubs bullpen coach before joining the Orioles organization...Managed seven years in the minors before joining the Cubs' major league staff...Began his coaching career as a player/coach in the White Sox chain in 1985-86 for the Buffalo Bisons...Piloted the Chisox Fall Instructional League team...First full-season managerial duties came in 1987 as skipper of the Peninsula White Sox...Spent the 1988 season as manager of the Tampa Tarpons, guiding them to first place finishes in both halves before losing in the playoffs...Was named the league's Manager of the Year...Moved to the AAA level in 1993, taking the helm of Vancouver and won the PCL championship in his first season...Returned to Vancouver for 1990 and the start of the '91 season...Moved over to the Cubs organization in 1992 as manager at AA Charlotte, leading the club to the Southern League crown...Promoted to AAA Iowa in '93 where he won the American Association title in his first year, defeating Nashville...Has also managed winter ball in Puerto Rico, Venezuela and Mexico and in 1993 his team won the Mexican League Championship...Played 12 seasons of professional ball, including parts of five seasons in the majors with the Chicago White Sox (1978-80, 1982) and Texas Rangers (1984).

PERSONAL: Married to the former Barbara Catalano (11/20/82)...Two daughters: Stasha (17) and Briana (13)...Played baseball at the University of Kentucky where he was named All-Southeastern Conference in 1974 and All-South in '75...In 1997, Marv was honored as Rochester's Pro Sports Personality of the Year by the Rochester Press Club.

COACHING CAREER

1995-96 Player-Coach, Buffalo Bison, American Association, AAA (White Sox)
1993 Bullpen Coach, Chicago Cubs
1999 First Base Coach, Baltimore Orioles
2001- Roving Catching Instructor and Special Assignment, Baltimore Orioles

RECORD AS MANAGER

Year	Class	Club	League	W-L	Pct	Pos
1987	A	Peninsula	Carolina	66-74	.471	2nd/2nd
1988	A	Tampa	Florida State	71-69	.546	1st/1st
1989	AAA	Vancouver	Pacific Coast	73-69	.514	1st/5th
1990	AAA	Vancouver	Pacific Coast	74-67	.525	2nd/3rd
1991	AAA	Vancouver	Pacific Coast	74-69	.514	5th
1992	AA	Charlotte	Southern	70-73	.490	3rd/2nd
1993	AAA	Iowa	American Assoc.	85-59	.590	1st
1994	AAA	Rochester	International	73-69	.514	1st
1995	AAA	Rochester	International	72-69	.511	2nd
1996	AAA	Rochester	International	83-58	.589	1st
1998	AAA	Rochester	International	70-74	.486	4th
2000	AAA	Rochester	International	65-79	.451	5th
CAREER TOTALS (12 years)				626-789	.511	

DAVID (DAVE) JOSEPH SCHMIDT—FLORIDA PITCHING COORDINATOR

HT: 6-1 WT: 210

B: R T: R

Born: April 22, 1957, Niles, MI

Resides: Aguora, CA

NOTES: Begins his 4th season in the Orioles organization, his first as Florida Pitching Coordinator...He will plan and coordinate all of the organization's pitching programs in Florida...Schmidt spent the past two seasons as pitching coach at Bowie after beginning his pro coaching career in 1998 at Delmarva...Spent three years as an assistant coach and pitching coach at UCLA, his alma mater...Served as a volunteer assistant in '94 and as pitching coach his last two years there...Bruins pitchers' ERA was lower than previous season all 3 years he worked with the team...Compiled a 54-55 record and 3.88 ERA in 12 major league seasons, '81-'92...Pitched for Rangers, White Sox, Expos and Mariners in addition to Orioles...Was with O's '87-'89, going 28-23...Tied for club lead in wins in '87 (10) and '88 (8)...Earned save in win over ChiSox, April 23, 1988, to end Orioles' major league record 21-game losing streak to begin the season...Was the O's Opening Day starter in '89...Was Texas' 26th round pick in the '79 draft.

PERSONAL: Is a 1975 graduate of Granada Hills (CA) HS...Compiled a 24-7 record in three years at UCLA, including 15 straight wins...Married to the former Deborah Ann Luther...They have four children, Brian Donald (11/17/84), Tanya Ann (3/19/87), Alexa Leigh (1/10/91) and Alana Lynne (2/1/94)...Enjoys golf.

COACHING CAREER

1998 Pitching Coach, Delmarva Shorebirds, South Atlantic League, A (Orioles)
1999-2000 Pitching Coach, Bowie Baysox, Eastern League, AA (Orioles)
2001- Florida Pitching Coordinator, Baltimore Orioles



ROCHESTER RED WINGS

International League (AAA)
Frontier Field
1 Morris Silver Way
Rochester, NY 14608
(716) 454-1001

OFFICIALS

Dan Mason—General Manager
Andy Etchebarren—Manager
Larry McCall—Pitching Coach
Butch Davis—Field Coach
Dave Walker—Trainer

2001 ROCHESTER RED WINGS SCHEDULE

April 5-6	@ Syracuse	June 30	@ Ottawa
April 7-8	Syracuse	July 1	@ Ottawa
April 9-11	@ Scranton	July 2-3	@ Buffalo
April 12-14	@ Pawtucket	July 4-6	Buffalo
April 15-17	Scranton	July 7-9	Pawtucket
April 20-22	Pawtucket	July 11	AAA All-Star Game
April 23-25	@ Ottawa	July 12-13	Syracuse
April 26-27	@ Syracuse	July 14-15	@ Scranton
April 28-30	Ottawa	July 16-19	Richmond
May 1-2	Buffalo	July 20-23	@ Norfolk
May 3-6	@ Indianapolis	July 24-27	@ Durham
May 7-10	@ Louisville	July 28-31	Toledo
May 11-14	Charlotte	August 2-5	@ Pawtucket
May 15-18	Norfolk	August 6-8	Ottawa
May 19-22	@ Richmond	August 10-12	@ Scranton
May 23-26	@ Charlotte	August 13-14	Pawtucket
May 28-31	Durham	August 15	@ Syracuse
June 1-4	Louisville	August 16-17	Scranton
June 5-8	@ Buffalo	August 18-19	Syracuse
June 9-12	Columbus	August 20-22	@ Ottawa
June 14-17	Indianapolis	August 23-25	@ Syracuse
June 18-21	@ Toledo	August 26-27	Syracuse
June 22-25	@ Columbus	August 28-29	Ottawa
June 26-29	Scranton	August 30-31	Buffalo
		September 1	Buffalo

ROCHESTER RED WINGS—2000 STATISTICS

BATTERS	AVG	G	AB	R	H	2B	3B	HR	RBI	BB	SO	SB	CS
Almonite, Wady	.262	73	229	25	60	18	5	1	33	11	34	3	5
Amezquita, Adan	.235	38	132	9	31	5	1	1	14	14	25	0	0
Bates, Jason	.170	15	53	6	9	1	0	0	1	3	13	1	0
Binkley, Darryl	.358	31	120	16	43	5	1	0	20	9	14	6	0
Casiano, Carlos	.222	24	81	9	18	4	0	4	10	4	18	0	0
Clark, Howie	.286	54	189	25	54	10	0	3	21	26	14	3	1
Coffie, Ivanon	.218	21	78	4	17	2	1	0	10	2	21	0	0
Davis, Tommy	.287	122	456	65	131	27	0	15	64	45	93	2	1
DePastino, Joe	.254	20	71	7	18	3	0	0	5	8	16	1	1
Gerabito, Eddy	.066	9	35	3	3	1	0	0	0	2	10	1	0
Garca, Jesse	.242	106	372	44	90	12	2	1	23	27	60	9	4
Garza, Kaiten	.276	76	270	36	75	17	1	13	54	34	70	3	3
Hairston, Jerry	.264	58	201	43	59	15	1	4	21	29	32	6	4
Herrera, Jose	.265	132	552	79	183	35	7	4	54	37	73	12	8
Hollins, Dave	.271	20	73	8	19	2	0	0	8	9	12	1	0
Kingsale, Eugene	.400	2	10	2	4	1	0	0	1	0	0	1	1
Kinkade, Mike	.364	15	55	10	20	5	0	1	10	11	11	0	1
Kirby, Wayne	.284	129	507	78	144	24	11	6	60	46	81	10	4
Martinez, Eddy	.222	13	36	7	8	2	0	0	1	5	7	1	0
Matos, Francisco	.279	91	353	37	93	19	3	1	24	13	34	7	3
Matos, Luis	.171	11	35	2	6	1	0	0	0	3	9	2	0
May, Derrick	.282	66	213	27	60	16	0	5	34	29	25	2	2
Minor, Ryan	.295	68	241	33	71	9	1	14	48	32	57	1	4
Morales, Willie	.249	73	249	21	62	12	1	6	23	12	58	0	3
Pickering, Calvin	.218	60	197	20	43	10	0	6	30	36	70	2	2
Rust, Brian	.140	14	43	2	6	3	0	0	5	3	17	0	0
Short, Rick	.243	13	37	3	9	1	0	1	3	4	4	0	0
Tebols, Nate	.333	4	9	1	3	0	0	0	1	2	1	0	0

PITCHERS	W	L	ERA	G	GS	CG	SHO	SV	IP	H	R	ER	HR	BB	SO
Almonite, Wady	0	0	0.00	1	0	0	0	0	1.0	2	0	0	0	0	0
Brea, Leslie	1	2	6.05	4	4	0	0	0	19.1	27	18	13	3	8	13
Brewer, Billy	0	2	3.97	9	0	0	0	0	11.1	13	5	5	3	7	3
Clark, Howie	0	0	0.00	1	0	0	0	0	1.0	1	0	0	0	1	0
Corsi, Jim	0	0	14.54	5	0	0	0	1	4.1	7	7	7	1	3	6
Dominguez, Javier	7	6	4.26	18	16	0	0	0	92.1	85	55	44	12	32	55
Goode, Mike	4	3	4.21	34	3	0	0	1	78.1	86	36	34	5	16	43
Hamilton, Jimmy	0	0	0.00	2	0	0	0	0	1.0	0	0	0	0	1	1
Johnson, Jason	3	1	1.47	8	8	1	1	0	55.0	32	12	9	2	21	56
Kohlmeier, Ryan	1	4	2.51	37	0	0	0	10	46.2	33	14	13	4	18	49
Kivoda, Rick	11	9	3.12	26	26	0	0	0	152.2	142	75	53	15	61	99
Macours, Calvin	1	0	0.00	4	1	0	0	0	4.0	1	1	0	1	4	6
Maloney, Sean	2	5	4.67	37	0	0	0	6	44.1	37	24	23	4	17	43
Matos, Francisco	0	0	106.00	1	0	0	0	0	0.1	5	4	4	0	0	0
McDougal, Mike	1	2	4.50	14	0	0	0	0	30.0	34	21	15	5	6	25
Molina, Gabe	1	2	4.94	18	4	0	0	5	27.1	30	16	15	3	10	26
Nussbeck, Mark	1	2	3.86	4	4	0	0	0	18.2	21	8	8	2	4	13
Paronto, Chad	1	1	5.75	12	6	0	0	0	36.0	40	26	23	5	15	18
Parrish, John	6	7	4.24	18	18	0	0	0	104.0	85	54	49	10	56	87
Pina, Rafael	0	6	5.88	14	9	0	0	0	56.2	64	44	37	9	19	34
Ramirez, Hector	2	2	7.34	26	0	0	0	1	41.2	55	36	34	8	19	28
Royce, Al	0	1	7.71	9	0	0	0	2	15.2	13	11	10	2	9	17
Riley, Matt	0	2	14.14	2	2	0	0	0	7.0	15	12	11	3	4	6
Rivera, Luis	0	1	3.38	3	3	0	0	0	8.0	11	5	3	0	5	4
Rust, Brian	0	0	18.00	1	0	0	0	0	1.0	1	2	2	0	1	1
Ryan, B.J.	0	1	4.74	14	4	0	0	0	24.2	23	13	13	4	9	28
Ryan, Matt	3	6	3.57	46	0	0	0	2	83.0	55	34	25	5	43	35
Shouse, Brian	4	4	2.81	43	0	0	0	2	57.2	63	20	18	4	14	52
Shumaker, Anthony	3	2	6.82	10	5	0	0	0	33.0	41	27	25	5	13	26
Snyder, Matt	1	0	5.09	10	1	0	0	1	23.0	23	13	13	7	8	18
Spargison, Jay	2	0	0.69	2	2	0	0	0	13.2	5	1	1	1	9	10
Towers, Josh	8	6	3.47	24	24	5	1	0	148.0	157	63	57	17	21	102
Webster, Neil	0	0	2.25	1	1	0	0	0	4.0	3	2	1	0	2	3
Wilson, Jeff	2	2	3.86	11	3	0	0	0	35.0	26	18	15	1	29	25

ROCHESTER COACHING STAFF

ANDREW (ANDY) AUGUSTE ETCHEBARREN—MANAGER

HT: 6-0 WT: 200

Born: June 20, 1943, Whittier, CA

B: R T: R
Resides: Walnut, CA

NOTES: Begins first season as manager at Rochester, his 4th managerial position in the Orioles minor league system in the last 4 years...Was manager at Bowie last season and Frederick in 1999...Returned to the minors in 1998 as manager at Bluefield following two seasons as bench coach with the major league club...Was also the manager at Bluefield from 1993 to 1995...During that time, his Bluefield teams had a 3-year mark of 132-89, including a 49-16 record in '95, winning the Appalachian League's Northern Division by 17 games and posting the 9th best winning percentage (.745) by a National Association short-season club...Spent seven years (1985-91) as the Milwaukee Brewers' first base coach and catching instructor...Began his coaching career while winding down his playing career, serving as player-coach for California Angels in '77...Returned to coaching full-time in 1983 as Brewers minor league catching instructor for 3 seasons...Also served as interim manager at Class A Stockton in final weeks of 1984 season...Played 15 seasons in the majors, the first 11 1/2 with the Orioles...Signed with Orioles out of high school in 1961...Was starting catcher and had career-high 11 homers and 50 RBI for O's '66 World Series champs...Was a member of four pennant-winning Orioles teams...Was named to AL All-Star team in '66 & '67...Batted .235 with 49 homers in his career...Also played for the Angels and Brewers.

PERSONAL: Owned and operated a health and racquetball club in Hacienda, CA, for 4 years after retiring as a player...Also worked with MLB Alumni in '92 assisting with clinics conducted at military bases worldwide...Has two daughters, Kim and Lisa...Enjoys golf.

COACHING CAREER

1977	Player/Coach, California Angels
1982-84	Minor League Catching Instructor, Milwaukee Brewers
1985-86	First Base Coach, Milwaukee Brewers
1987-88	Bench Coach, Milwaukee Brewers
1989-91	First Base Coach, Milwaukee Brewers
1996-97	Bench Coach, Baltimore Orioles

RECORD AS MANAGER

Year	Class	Club	League	W-L	Pct	Pos
1993	R	Bluefield	Appalachian	44-24	.647	11st
1994	R	Bluefield	Appalachian	39-29	.574	2nd
1995	R	Bluefield	Appalachian	49-16	.754	1st
1998	R	Bluefield	Appalachian	33-34	.493	2nd
1999	A	Frederick	Carolina	67-71	.486	2nd/2nd
2000	AA	Bowie	Eastern	65-77	.459	5th
CAREER TOTALS	(6 years)			297-251	.542	

LARRY STEPHEN MCCALL—PITCHING COACH

HT: 6-2 WT: 195

Born: Sept. 8, 1952, Asheville, NC

B: L T: R
Resides: Candler, NC

NOTES: Begins his 12th season as a pitching coach in the Orioles organization, his 4th at AAA Rochester...Was pitching coach at AA Bowie in 1997 after a season at Class A High Desert, teaming both years with manager Joe Ferguson...Returned to professional baseball in 1990 as pitching coach with Bluefield (Rookie), then served two seasons with Class A Kane County...Moved on to Frederick for the 1993 season and spent three seasons there before going to High Desert in '96...Spent the '91 off-season in Australia serving as the pitching coach for the Perth Heat...Began his professional career in the Orioles organization in 1971 as an undrafted free agent out of a tryout camp...Pitched at Bluefield, Lodi (where he was 14-7), Asheville and Rochester through '75...Released by the Orioles after the 1975 season and signed with the Yankees...Was 16-7 for Syracuse in '77 and later made his major league debut with Yankees on Sept. 10 vs. Toronto...Traded with Sparky Lyle, Dave Rajsich, Mike Heath and Domingo Ramos to the Rangers organization for Dave Righetti, Juan Beniquez, Greg Jenson, Paul Mirabella and Mike Griffin in '79...Later pitched in Cleveland and Toronto organizations before retiring...Was 2-2 lifetime in majors.

PERSONAL: Graduated from Enka (NC) HS...Was the winning pitcher in the 1970 North Carolina state championship game...Worked in private business after retiring from baseball in 1981...Helped the University of North Carolina-Asheville start a baseball program in '82...Has two sons, Mark and Mitchell.

COACHING CAREER

1990	Pitching Coach, Bluefield Orioles, Appalachian League, R (Orioles)
1991-92	Pitching Coach, Kane County Cougars, Midwest League, A (Orioles)
1993-95	Pitching Coach, Frederick Keys, Carolina League, A (Orioles)
1996	Pitching Coach, High Desert Mavericks, California League, A (Orioles)
1997	Pitching Coach, Bowie Baysox, Eastern League, AA (Orioles)
1998	Pitching Coach, Rochester Red Wings, International League, AAA (Orioles)

WALLACE McARTHUR (BUTCH) DAVIS—FIELD COACH

HT: 6-0 WT: 193

Born: June 19, 1958, Williamston, NC

B: R T: R
Resides: Garner, NC

NOTES: Begins his 7th consecutive season in the Orioles minor league system and his second tour of duty at Rochester...Was a coach at Bowie last season after managing Delmarva in 1999 and Gulf Coast, '97-'98...Returned to the O's organization in '95 as an instructor after a 14-year professional playing career...Spent '95-'96 seasons as a coach at Rochester...Spent one full season ('93, Texas) and parts of six other seasons in the big leagues: Royals ('83-'84), Pirates ('87), Dodgers ('91) and Orioles ('88 & '89)...Was the Royals' 10th round selection in the 1980 June draft...Was a two-time league All-Star coming up in the Royals chain, including Gulf Coast League Player of Year in 1980...Played 3 1/2 seasons before making his big league debut on Aug. 23, 1983, with KC...Burst upon the scene with the Royals that season, hitting .344 with 6 triples in 122 at-bats...Opened '84 with Kansas City, but hit just .147 and was optioned to Omaha May 10...Did not return to majors until September 1987 when he appeared in seven games with Pittsburgh...Attended '88 spring training with the Angels, but was released April 4...Signed with the O's May 3 and was assigned to Charlotte (AA)...Hit .301 with 13 HR and 62 RBI, earning a 13-game stint with the O's in September...Batted .303 with 29 doubles, 10 homers and 19 SB for Rochester in '89...Signed with the Dodgers in 1990 and put together his finest season with AAA Albuquerque, batting .342 with 31 doubles and 25 stolen bases...Spent the entire '93 season with the Rangers, batting .245 in 159 at-bats...Hit the first ever inside-the-park HR in Camden Yards against the Birds, Aug. 21, 1993 (it was also the first inside-the-park HR by an O's opponent in Baltimore in 33 years)...Finished his pro career playing for Oklahoma City in '94.

PERSONAL: Graduated from East Carolina in 1980...Enjoys bowling, basketball, and chess.

COACHING CAREER

1995-96	Coach, Rochester Red Wings, International League, AAA (Orioles)
2000	Coach, Bowie Baysox, Eastern League, AA (Orioles)
2001-	Coach, Rochester Red Wings, International League, AAA (Orioles)

RECORD AS MANAGER

Year	Class	Club	League	W-L	Pct	Pos
1997	R	Sarasota	Gulf Coast	27-33	.450	6th
1998	R	Sarasota	Gulf Coast	28-32	.467	4th
1999	A	Delmarva	South Atlantic	59-70	.453	4th/3rd
CAREER TOTALS	(3 years)			113-135	.456	

DAVID (DAVE) WALKER, A.T.C., C.S.C.S.—TRAINER

HT: 6-1 WT: 175

Born: April 10, 1967, Kansas City, MO


Resides: Orlando, FL

NOTES: Entering his 8th season in the O's organization and his first at Rochester...Was trainer at Bowie last season after spending the previous 3 seasons at Frederick...Started pro training career at Bluefield in 1994 before moving to Class A High Desert for two seasons ('95-'96)...Worked as the Athletic Trainer for Apopka (FL) HS prior to joining the Orioles...Is certified by the National Athletic Trainers' Association (NATA)...Is a member of Professional Baseball Athletic Trainers Society, the American College of Sports Medicine and the National Strength and Conditioning Association...Was named the 1995 California League Trainer of the Year and the 1998 Carolina League Trainer of the Year.

PERSONAL: Married to the former Marci Miller (11/10/00)...Received his BS in Physiology of Exercise and Rehabilitation from Southwest Missouri State University...Served in the HealthSouth Sports Medicine and Rehabilitation Centers Athletic Training Program upon graduation...Has worked as an athletic trainer at Goucher College in Towson for two off-seasons, 1999-2000.

TRAINING CAREER

1994	Trainer, Bluefield Orioles, Appalachian League, R (Orioles)
1995-96	Trainer, High Desert Mavericks, California League, A (Orioles)
1997-1999	Trainer, Frederick Keys, Carolina League, A (Orioles)
2000	Trainer, Bowie Baysox, Eastern League, AA (Orioles)
2001	Trainer, Rochester Red Wings, International League, AAA (Orioles)



BOWIE BAYSOX

Eastern League (AA)
Prince George's County Stadium
P.O. Box 1661
Bowie, MD 20717
(301) 805-6000

OFFICIALS

Jon Danos—General Manager
Dave Machemer—Manager
Tom Burgmeier—Pitching Coach
Brien Figueroa—Field Coach
P.J. Mainville—Trainer

2001 BOWIE BAYSOX SCHEDULE

April 5-8	@ Harrisburg	June 26-29	Portland
April 9-11	@ Erie	June 30	@ Altoona
April 12-15	Harrisburg	July 1-3	@ Altoona
April 16-19	Altoona	July 4-6	Norwich
April 20-22	@ Reading	July 7-9	New Britain
April 23-25	@ Akron	July 11	AA All-Star Game
April 27-29	Erie	July 12-15	@ Akron
May 1-3	Reading	July 16-19	Altoona
May 4-6	Akron	July 20-22	@ Erie
May 7-9	@ Altoona	July 23-25	@ Trenton
May 11-13	@ Harrisburg	July 27-29	Akron
May 14-17	Trenton	July 31	Harrisburg
May 18-20	Erie	August 1-2	Harrisburg
May 21-23	@ New Haven	August 3-5	@ Akron
May 24-27	@ Norwich	August 6-8	@ Harrisburg
May 28-30	@ Portland	August 10-12	@ Altoona
June 1-3	Harrisburg	August 13-15	Reading
June 5-7	Binghamton	August 16-19	Akron
June 8-11	@ New Britain	August 20-22	@ Reading
June 12-13	Altoona	August 23-26	Erie
June 14-17	Reading	August 27-30	@ Erie
June 18-21	@ Binghamton	August 31	New Haven
June 22-25	@ Reading	September 1-3	New Haven

BOWIE BAYSOX—2000 STATISTICS

BATTERS	AVG	G	AB	R	H	2B	3B	HR	RBI	BB	SO	SB	CS
Amezquita, Adrian	.314	17	51	4	16	4	0	1	6	3	9	1	0
Beggs, Larry	.241	31	112	11	27	8	0	0	5	11	28	3	0
Casiano, Carlos	.282	87	290	44	76	12	2	9	32	23	66	2	4
Clark, Howie	.340	13	53	11	18	6	0	1	9	3	6	0	0
Coffe, Ivanon	.267	87	341	49	91	21	3	9	44	36	53	1	4
DePasino, Joe	.215	19	65	11	14	6	0	2	9	6	13	0	0
Dent, Daniel	.280	115	362	52	94	11	1	0	25	56	63	20	11
Diaz, Markell	.133	5	15	1	2	0	0	0	0	6	0	0	0
Epperson, Chad	.214	10	42	6	9	3	0	1	5	3	9	1	0
Garabito, Eddy	.251	116	482	72	121	21	3	6	52	27	55	22	9
Gibbler, David	.284	134	497	70	141	20	1	19	87	39	81	3	1
Kingsale, Eugene	.364	3	11	5	4	2	0	1	5	3	0	1	0
Kirkade, Mike	.259	8	27	4	7	1	0	3	5	3	7	0	0
Leon, Jose	.250	18	66	7	17	1	0	1	6	4	13	5	2
Lopez-cano, Mike	.224	17	49	7	11	3	0	0	4	4	7	0	0
Luzar, Fernando	.288	22	80	12	23	7	1	0	8	6	8	0	0
Martinez, Eddy	.262	41	127	17	32	2	2	1	20	17	21	0	0
Matos, Luis	.271	50	181	26	49	7	5	2	33	17	23	14	8
McDonald, Daniel	.242	116	458	59	111	13	5	6	43	29	67	11	4
Ndumidi, Nema	.235	41	136	17	32	6	0	3	14	25	33	2	2
Paz, Rich	.285	40	137	18	39	9	3	1	17	27	28	3	2
Rivera, Roberto	.224	80	272	31	61	13	3	4	34	31	82	10	2
Rogers, Ed	.286	13	49	4	14	3	0	1	8	3	15	1	1
Rust, Brian	.330	30	103	16	34	14	0	5	24	13	21	5	2
Short, Rick	.331	116	447	63	148	38	1	9	82	44	54	3	3
Worth, Jayson	.228	65	276	47	63	16	2	5	26	54	50	9	3

PITCHERS	W	L	ERA	G	GS	CG	SHO	SV	IP	H	R	ER	HR	BB	SO
Arcene, Juan	3	2	5.94	33	0	0	0	8	36.1	39	24	24	4	25	22
Bauer, Rick	6	8	5.30	26	23	1	0	1	129.0	154	89	76	18	39	87
Bel, Mike	0	1	8.72	6	1	0	0	1	8.1	12	9	9	3	2	4
Brea, Leslie	1	1	4.26	2	2	0	0	0	12.2	12	6	6	1	9	3
Douglass, Sean	9	8	4.03	27	27	1	0	0	180.2	155	79	72	17	55	116
Eisley, Scott	4	4	5.05	37	0	0	0	0	57.0	59	34	32	8	25	32
Erkoon, Scott	0	0	0.00	1	1	0	0	0	7.0	4	0	0	0	0	5
Figueroa, Juan	2	2	5.54	7	7	0	0	0	39.0	46	24	24	3	21	42
Guzman, Juan	5	9	4.94	18	18	1	0	0	97.0	114	59	50	5	46	57
Hamilton, Jimmy	5	4	3.75	51	0	0	0	4	57.2	53	26	24	6	29	49
Hendrix, Maximo	0	2	2.30	9	0	0	0	0	15.2	19	6	4	2	8	12
Iglesias, Mario	3	3	3.53	37	0	0	0	2	58.2	63	29	23	6	22	49
Likman, Jason	1	3	5.64	17	0	0	0	0	22.1	18	17	14	5	15	24
Maloney, Sean	0	0	1.42	6	0	0	0	5	6.1	3	1	1	0	1	9
McNair, Josh	0	0	0.00	1	0	0	0	0	0.1	0	0	0	0	0	0
Moreno, Julio	1	1	5.52	13	0	0	0	0	31.0	43	21	19	6	10	14
Parrino, Chad	4	2	2.67	6	6	1	0	0	47.0	29	19	15	2	16	31
Parrish, John	2	0	1.69	3	3	0	0	0	16.0	12	3	3	0	7	15
Rakers, Aaron	3	2	2.79	24	0	0	0	8	29.0	20	11	9	5	10	21
Riley, Matt	5	7	6.08	19	14	2	0	1	74.0	74	56	50	9	49	66
Rosenkranz, Terry	0	1	5.53	10	0	0	0	0	18.0	16	13	10	3	8	16
Snyder, Matt	2	7	3.90	23	12	0	0	1	99.0	84	50	39	8	38	77
Sprague, Jay	3	1	1.82	6	6	2	1	0	39.0	32	10	7	3	7	27
Weber, Neil	0	2	4.71	43	2	0	0	3	57.1	68	38	30	2	25	51
Weider, Chris	0	0	2.09	2	0	0	0	0	4.1	3	1	1	0	1	5
Wilson, Jeff	6	7	3.32	19	18	2	0	0	111.0	101	51	41	6	38	76

BOWIE COACHING STAFF

DAVID (DAVE) RITCHIE MACHEMER—MANAGER

HT: 5-11 WT: 180

Born: May 24, 1951, St. Joseph, MI

B: R T: R

Resides: St. Joseph, MI

NOTES: Begins his 4th season in the organization and his first season as manager at Bowie. Managed last season at Frederick and spent the 1999 season as manager of Rochester. Came to the Orioles organization in 1998, when he managed Delmarva to an 81-61 record. Spent 13 years in the Milwaukee and Montreal farm systems, including 8 years as a manager. Was manager at AA El Paso '96-'97, returning to Brewers organization after four seasons in Expos farm system. Named Texas League Manager of the Year in 1996. Served three years as roving field instructor (92-'94) and one year (95) as coordinator of minor league instruction for Expos. Began his career in Milwaukee system in 1985 as manager at Class A Beloit. Moved to Stockton for two years ('86-'87), where he won the California League Championship his first season and was named the CL Manager of the Year in his second season. Managed at AA El Paso in 1988, losing the Texas League finals, 4 games to 2. Managed at AAA Denver in 1989-90 before becoming roving field instructor for '91 season. His teams have finished first or 2nd in 9 of his 11 seasons as manager. Also managed Mexico (89-90) and Navajos (94-95) in Mexican Pacific League. Played in 29 games over two seasons with Angels (78) and Tigers (79), batting .229 (11-48). His only home run came in his first major league at-bat on June 21, 1978 at Minnesota off Geoff Zahn. Played 11 years of pro ball, mostly at second base. Named to California League and Topps Class A All-Star teams in 1974 with Salinas. Led Texas League in games, runs, hits and walks and made All-Star team in '75. Batted .324 and scored 87 runs for Salt Lake City in 1978. Finished career in Twins organization, playing 2 1/2 seasons for Baltimore native Cal Ermer at AAA Toledo.

PERSONAL: Graduated in 1973 from Central Michigan University with a degree in education. Was an honorable mention All-America there in 1972. Raised and still resides in St. Joseph, MI (Grand Rapids area). Played on two National Baseball Congress championship teams as an amateur. He and his wife, Marcia, have two children: Sarah, a 21-year old junior at Michigan State, David, 17, a junior in high school.

COACHING CAREER

1991 Roving Infield Instructor, Milwaukee Brewers
1992-94 Roving Infield Instructor, Montreal Expos
1995 Coordinator of Minor League Instruction, Montreal Expos

RECORD AS MANAGER

Year	Class	Club	League	W-L	Pct	Pos
1985	A	Beloit	Midwest	79-57	.580	1st
1986	A	Stockton	California	83-59	.585	3rd/1st
1987	A	Stockton	California	94-48	.662	1st/2nd
1988	AA	El Paso	Texas	74-63	.552	2nd/1st
1989	AAA	Denver	American Assn.	69-77	.473	2nd
1990	AAA	Denver	American Assn.	68-78	.465	3rd
1991	AA	El Paso	Texas	79-63	.547	2nd/1st
1992	AA	El Paso	Texas	74-66	.529	2nd/2nd
1993	A	Delmarva	South Atlantic	81-61	.570	3rd/1st
1994	AAA	Rochester	International	61-65	.418	5th
1995	A	Frederick	Carolina	66-71	.482	1st/3rd
CAREER TOTALS		(11 years)		825-725	.532	

TOM BURGMEIER—PITCHING COACH

HT: 5-11 WT: 185

Born: Aug. 2, 1943, St. Paul, MN

B: L T: L

Resides: Overland Park, KS

NOTES: Begins his first year at Bowie after spending the previous three seasons as the Kansas City Royals bullpen coach. Served as the Royals video scouting coordinator in 1997 and was responsible for production of advance scouting video and computer programs for the major league club. Also worked in a similar capacity for the Royals in 1991. Served as pitching coach for Class A in the Royals system, 1992-1996. Spent the 1992 season at Eugene in the short-season Northwest League, worked at Rockford in the Midwest League in 1993 and 1994, and spent the 1995 and 1996 seasons at Wilmington in the Carolina League. Compiled a 79-55 record with 102 saves and a 3.23 ERA in 17 major league seasons with California, Kansas City, Minnesota, Boston and Oakland. Went 5-4 with 24 saves and a 2.00 ERA for the Red Sox in 1980 and was named to the American League All-Star team.

PERSONAL: Resides in Overland Park, KS with his wife, Sharon, and two children, Kristen and Bret. Tom was a three-sport star (hockey, wrestling and baseball) at Cathedral High School in St. Cloud, MN. Pitched two no-hitters and led the baseball team to an undefeated season and the state championship in 1961. In 1967, he won the Rawlings Silver Glove as the best fielding pitcher in the minor leagues with 75 errorless chances.

COACHING CAREER

1991 Video/Computer Coach, Kansas City Royals
1992 Pitching Coach, Eugene Emeralds, Northwest League, A (Royals)
1993-94 Pitching Coach, Rockford Royals, Midwest League, A (Royals)
1995-96 Pitching Coach, Wilmington Blue Rocks, Carolina League, A (Royals)
1997 Video/Computer Coach, Kansas City Royals
1998-2000 Bullpen Coach, Kansas City Royals
2001- Pitching Coach, Bowie Baysox, Eastern League, AA (Orioles)

BEN FIGUEROA—FIELD COACH

HT: 5-10 WT: 170

Born: Feb. 7, 1964, Santo Domingo, DR

B: R T: R

Resides: Tallahassee, FL

NOTES: Returns to Bowie after spending last season at Frederick. Began his coaching career with the Baysox and spent his first 3 years there after finishing his 11-year professional playing career in '96 with Rochester. Signed with St. Louis in 1986 and spent eight seasons in the Cardinals organization. Was selected to All-Star teams in the NY-Penn League (1986) and Midwest League (1987) as shortstop. Played 12 games in majors with the Cards in 1992, with 2 hits in 11 at bats (.182). Later played in Expos, Rangers and Rockies organizations before joining Rochester in July, 1996. Batted .312 in 50 games for Red Wings. **PERSONAL:** Attended Canada Junior College (1983-84) and Florida State University (1985-86), playing baseball at both schools. Graduated from high school in Santo Domingo, DR, in 1982. Wife's name is Cindy.

COACHING CAREER

1997-1999 Coach, Bowie Baysox, Eastern League, AA (Orioles)
2000 Coach, Frederick Keys, Carolina League, A (Orioles)
2001- Coach, Bowie Baysox, Eastern League, AA (Orioles)

PETER A. (P.J.) MAINVILLE, JR.—TRAINER

HT: 6-4 WT: 210

Born: January 29, 1975, Hollywood, FL


Resides: Warrenton, VA

NOTES: Enters his 4th full season as a member of the Orioles minor league training staff, his first at Bowie. Spent last season at Frederick and 1999 at Delmarva after spending the 1998 season as trainer at Extended Spring Training and Bluefield. Worked two summers as an intern with the Gulf Coast League Orioles in Sarasota, FL, 1996-1997. Was a student athletic trainer for four years at East Carolina University in Greenville, NC. Is a member of the National Athletic Trainers Association and the Professional Baseball Athletic Trainers Society.

PERSONAL: Graduated from East Carolina University in August, 1997, with a degree in exercise and sports science. Has served as an emergency room volunteer at hospitals in Virginia and North Carolina as well as with the Warrenton (VA) Volunteer Rescue Squad. Umpired Babe Ruth League Baseball in Fauquier County, VA, from '91-'95.

TRAINING CAREER

1996 Trainer, Bluefield Orioles, Appalachian League, Rookie (Orioles)
1999 Trainer, Delmarva Shorebirds, South Atlantic League, A (Orioles)
2000 Trainer, Frederick Keys, Carolina League, A (Orioles)
2001- Trainer, Bowie Baysox, Eastern League, AA (Orioles)



FREDERICK KEYS

Carolina League (A)
Harry Grove Stadium
P.O. Box 3169
Frederick, MD 21705
(301) 662-0013

OFFICIALS

Joe Pinto—General Manager
Dave Cash—Manager
Larry Jaster—Pitching Coach
Jack Voigt—Field Coach
Mark Shires—Trainer

2001 FREDERICK KEYS SCHEDULE

April 6-8	Potomac	June 21-24	Kinston
April 10-12	Wilmington	June 25-27	Myrtle Beach
April 13-15	@ Salem	June 28-30	@ Wilmington
April 16-18	@ Winston-Salem	July 1-3	Salem
April 19-22	Lynchburg	July 4-6	@ Winston-Salem
April 23-25	@ Kinston	July 7-9	@ Potomac
April 26-28	@ Myrtle	July 11-13	@ Lynchburg
April 30	Kinston	July 14-17	Potomac
May 1-2	Myrtle Beach	July 18-20	Wilmington
May 3-6	@ Wilmington	July 21-24	@ Salem
May 7-9	Salem	July 25-27	Winston-Salem
May 10-13	Winston-Salem	July 28-30	Lynchburg
May 14-16	@ Potomac	July 31	@ Kinston
May 17-20	@ Lynchburg	August 1-3	@ Kinston
May 22-24	Potomac	August 4-6	@ Myrtle Beach
May 25-27	Wilmington	August 7-9	Kinston
May 28-31	@ Salem	August 10-12	Myrtle Beach
June 1-3	@ Winston-Salem	August 13-16	@ Wilmington
June 4-7	Lynchburg	August 17-19	Salem
June 8-10	Kinston	August 20-25	Winston-Salem
June 11-13	@ Myrtle Beach	August 25-27	@ Potomac
June 14-17	All-Star Break	August 29-31	@ Lynchburg
June 18-20		September 1	@ Lynchburg

FREDERICK KEYS—2000 STATISTICS

BATTERS	AVG	G	AB	R	H	2B	3B	HR	RBI	BB	SO	SB	CS
Alley, Charles	.245	35	96	15	24	3	0	2	12	18	20	0	0
Benham, Jason	.197	28	66	7	13	1	1	0	9	8	17	1	0
Brybe, Larry	.204	55	201	33	59	11	0	2	28	23	34	7	3
Darcello, Craig	.200	52	145	24	29	6	0	0	9	29	26	4	1
Diaz, Malcol	.256	74	240	31	62	7	2	3	22	31	58	9	7
Figuerou, Franky	.255	128	490	58	125	23	0	17	87	22	109	1	3
Goswold, Matt	.191	24	68	5	13	3	1	0	6	6	15	2	2
Hage, Tom	.227	25	97	10	22	6	1	0	15	11	17	1	0
Harrison, Jerry	.375	2	8	1	3	2	0	0	1	1	0	0	0
Hammond, Joey	.257	126	432	47	111	22	2	0	39	65	88	5	8
Kingsale, Eugene	.440	6	25	8	11	3	0	1	3	1	6	2	1
Leon, Alfredo	.239	35	117	8	29	3	0	1	10	8	24	0	1
Lopez-Cac, Mike	.197	40	117	15	23	6	0	7	24	14	23	0	1
Martinez, Eddy	.303	40	152	23	46	10	1	0	15	24	34	7	6
Martinez, Octavio	.375	2	8	0	3	0	0	0	1	0	0	0	0
McGee, Tom	.222	85	252	29	56	12	1	2	27	25	74	5	1
Minor, Ryan	.333	2	9	3	3	0	0	0	0	4	0	0	0
Njangu, Norma	.284	30	313	53	89	16	4	10	59	60	83	16	5
Paz, Rich	.306	79	298	53	82	13	0	4	45	71	47	15	8
Raines, Tim	.236	127	457	89	138	21	3	2	36	67	106	81	19
Reed, Keith	.235	65	243	33	57	10	1	8	31	21	58	8	1
Rivers, Roberto	.250	36	118	14	29	5	3	1	18	12	30	4	0
Roberts, Brian	.301	48	163	27	49	6	3	0	16	27	24	13	10
Rust, Brian	.290	70	252	53	73	22	1	12	46	45	50	15	4
Salgado, Steven	.196	20	51	3	10	2	0	0	5	3	12	0	0
Worth, Jayson	.277	24	83	16	23	3	0	2	18	10	15	5	1

PITCHERS	W	L	ERA	G	GS	CG	SHO	SV	IP	H	R	ER	HR	BB	SO
Achilles, Matt	8	11	3.42	26	25	0	0	0	150.0	166	75	67	13	65	137
Aranda, Juan	1	1	5.99	11	0	0	0	2	6.2	9	9	6	3	5	12
Babus, Shaun	3	2	3.30	37	0	0	0	2	46.1	40	25	17	4	25	47
Bauer, Rick	0	1	5.21	3	3	0	0	0	19.0	20	13	11	1	6	15
Becher, Steven	8	12	4.83	27	27	2	0	0	162.0	179	88	87	19	57	137
Bello, Alberto	0	0	7.86	4	0	0	0	0	8.0	17	10	7	0	5	3
Brown, Derek	2	5	4.01	41	0	0	0	8	51.2	52	25	23	4	13	39
Elbey, Scott	1	1	4.05	4	0	0	0	0	6.2	9	4	3	1	0	5
Ertokson, Scott	0	0	2.70	1	1	0	0	0	6.2	3	2	2	0	1	5
Felix, Miguel	0	0	13.50	8	0	0	0	0	11.1	18	17	17	3	11	5
Forsyth, Brian	1	0	1.35	3	0	0	0	0	6.2	5	1	1	0	1	7
Gorman, Pat	0	0	1.29	7	0	0	0	5	7.0	8	1	1	0	4	7
Guzman, Juan	3	0	1.53	3	3	0	0	0	17.2	11	3	3	0	4	20
Hahn, Jeremy	2	2	7.50	25	0	0	0	0	40.0	52	37	32	8	17	13
Jones, Sean	0	0	0.00	1	0	0	0	0	2.0	2	0	0	0	0	6
Maduro, Calvin	3	0	0.00	1	1	0	0	0	2.0	1	0	0	0	0	6
Majka, Francisco	0	0	4.50	4	1	0	0	0	10.0	9	5	5	1	6	7
Mills, Alan	0	0	4.50	1	1	0	0	0	2.0	2	1	1	0	0	1
Morano, Julio	0	0	4.50	2	0	0	0	0	4.0	2	2	2	1	1	1
Negrette, Richard	0	1	0.00	4	0	0	0	0	5.2	3	5	0	0	4	5
Onmond, Rodney	2	5	3.63	39	0	0	0	2	67.0	86	38	27	3	25	59
Parado, Mike	2	5	4.17	8	8	1	0	0	45.1	55	24	21	1	24	32
Rakans, Aaron	1	1	1.55	26	0	0	0	6	40.2	23	6	7	2	12	57
Salgado, Steven	0	0	0.00	1	0	0	0	0	1.0	0	0	0	0	0	0
Sequena, Jacobo	9	11	5.09	23	22	2	1	0	123.2	121	80	70	11	58	94
Sims, Ken	5	3	3.89	29	9	0	0	0	81.0	96	44	35	10	27	44
Spurgeon, Jay	8	2	4.12	18	15	1	0	0	91.2	75	47	42	8	31	92
Stephens, John	7	6	3.05	20	20	0	0	0	118.0	119	45	40	5	22	121
Weldert, Chris	3	2	5.25	24	0	0	0	0	47.2	80	37	28	8	16	28
Whitecotton, William	0	0	0.00	1	0	0	0	0	2.2	2	0	0	0	1	2

FREDERICK COACHING STAFF

DAVID (DAVE) CASH, JR.—MANAGER

HT: 5-11 WT: 170

Born: June 11, 1948, Utica, NY

B: R T: R

Resides: Odessa, FL

NOTES: Begins his 5th season in the Orioles organization and first year as manager at Frederick. Spent the previous four seasons as a coach at Rochester. Served as first base coach for the Philadelphia Phillies in 1996 after 8 seasons as a coach and instructor in the Phillies farm system. He began his coaching career in 1988 at Batavia, then served as the Phillies' roving infield instructor until returning to coaching during the '92 season at AA Scranton-Wilkes Barre thru '95. Worked with Tampa Raptors of the Arizona Fall League as a coach following the season. Batted .283 in 12 major league seasons with the Pirates (69-73), Phillies (74-76), Expos (77-79) and Padres (80). Was a 3-time All-Star, all with Philadelphia. Led the NL in hits with 213 in 1975 and was 2nd to Joe Morgan for NL MVP. Led NL second basemen in fielding in 1976 and 1978. Played in 4 NLCS and in the 1971 World Series for Pittsburgh vs. the Orioles. Was Phillies team leader who coined phrase "Yes We Can!" which became team's rallying cry during '74 march to NL East Division title.

PERSONAL: Is a '66 graduate of Proctor HS (NY). Married to the former Pamela Adams. Has 3 children, 2 daughters and a son, and two granddaughters. Was originally selected by the White Sox in the 17th round of the 1975 draft and was signed by Walt Widmeyer. Was the pitcher for the All-Star Game Home Run Derby contest at Veterans Stadium in 1996. Lives in the Clearwater, FL area.

COACHING CAREER

1988 Coach, Batavia Clippers, NY-Penn. A (Phillies)
1989-92 Roving Infield Instructor, Phillies
1992-95 Coach, Scranton-Wilkes Barre Red Barons, International League, AAA (Phillies)
1996 First Base Coach, Philadelphia Phillies
1997-2000 Coach, Rochester Red Wings, International League, AAA (Orioles)

LARRY EDWARD JASTER—PITCHING COACH

HT: 6-4 WT: 225

Born: Jan. 13, 1944, Midland, MI

B: L T: L

Resides: Wellington, FL

NOTES: Enters his 5th season as pitching coach in the Orioles organization, his 4th at Frederick. Was pitching coach at Delmarva in 1997. Spent 10 years in the Atlanta Braves farm system as pitching coach, all at the Class A level. Served at Durham ('86 and '89-'91), Sumter ('87-'88) and Macon ('92-'95). Had worked part-time for Braves with their rookie camps 1983-85. Retired as a player after 3 seasons at Richmond (AAA) in 1975. Began his coaching career with Braves' Savannah (AA) farm club in 1976 before going to the University of New Mexico as graduate assistant coach. Later returned to Albuquerque as assistant coach for Lobos, 1981-85. Compiled a 35-33 record with a 3.65 ERA in 7 major league seasons. He was 32-25 in 4 seasons with the Cardinals ('65-'68), whom he chose to sign with over the Orioles and White Sox in 1962. Was primarily a starter, but pitched in relief in the '67 and '68 World Series. Spent one year with the expansion Expos in 1969 and finished his career with parts of 2 seasons ('70 & '72) with the Braves. In '66, he shut out the Dodgers 5 consecutive times, tying the ML record for shutouts against one club, held by Hall of Famer Grover Cleveland Alexander.

PERSONAL: Attended Michigan State and earned a bachelor's degree from Georgia State University in Atlanta, in 1976. Received master's degree in physical education from University of New Mexico in 1977. Then taught and coached high school for 4 years in Colorado Springs, CO. Has 3 children: oldest son, Scott, was a minor league outfielder for 3 organizations and now scouts for the Arizona Diamondbacks; daughter, Kimberly; and younger son, Brent, and 2 grandchildren. Brother, Dan, also pitched in Cardinals organization. Lives in Wellington, FL, a suburb of West Palm Beach.

COACHING CAREER

1976 Pitching Coach, Savannah, Southern League, AA (Braves)
1983-85 Part-time Pitching Instructor, Atlanta Braves
1986 Pitching Coach, Durham Bulls, Carolina League, A (Braves)
1987-88 Pitching Coach, Sumter Braves, South Atlantic League, A (Braves)
1989-91 Pitching Coach, Durham Bulls, Carolina League, A (Braves)
1992-95 Pitching Coach, Macon Braves, South Atlantic League, A (Braves)
1997 Pitching Coach, Delmarva Shorebirds, South Atlantic League, A (Orioles)
1998 Pitching Coach, Frederick Keys, Carolina League, A (Orioles)

JACK VOIGT—FIELD COACH

HT: 6-1 WT: 178

Born: May 17, 1966, Sarasota, FL

B: R T: R

Resides: Venice, FL

NOTES: Returns to the organization in his first season as field coach for the Keys. Will be his first full season as coach after playing the first half of last season for the independent Schaumburg Flyers and then joining the coaching staff in the second half. He finished the 2000 season as a member of the coaching staff at AAA Oklahoma of the Texas Rangers organization. Spent parts of seven seasons in the major leagues with five teams, including the Orioles from 1992-1995. Batted .296 in 64 games with the Orioles in 1993, the third highest average among American League rookies that year. Collected his first major league hit off David Wells and hit his first big league homer off Randy Johnson.

PERSONAL: Resides with his wife Jacky in Venice, FL and his three children, Nicole (5/21/89), Natasha (10/13/95) and Noelia (11/1/99). Graduated from Venice HS in 1984 and participated on the USA high school team which played in Taiwan that year. Went on to Louisiana State University, where he played in the College World Series and was named to the All-CWS team in 1987.

COACHING CAREER

2000 Coach, Oklahoma RedHawks, Pacific Coast League, AAA (Rangers)
2001 Coach, Frederick Keys, Carolina League, A (Orioles)

MARK SHIRES, ATC—TRAINER

HT: 5-10 WT: 190

Born: Oct. 8, 1976, New Orleans, LA

Resides: Crofton, MD

NOTES: Begins his first year as trainer for Frederick after spending last season at Delmarva. Interned for Gulf Coast and Instructional League in 1999. Worked as an intern under Mitch Bibb at Bowie, 1996-1997. Is a member of the National Athletic Trainers Association and the Professional Baseball Athletic Trainers Society.

PERSONAL: Graduated from Archbishop Spalding HS in Severn, MD. Received a degree in Athletic Training from West Chester University in 1998, where he was also a student trainer.

TRAINING CAREER

2000 Trainer, Delmarva Shorebirds, South Atlantic League, A (Orioles)
2001 Trainer, Frederick Keys, Carolina League, A (Orioles)

ORIOLES EXPANSION LOSSES

With the addition of the Arizona Diamondbacks and the Tampa Bay Devil Rays for the 1998 season, Major League Baseball underwent its fifth expansion draft following last season. Below is a breakdown of players lost by the Orioles in each of baseball's five expansion drafts:

December 1966 - The Los Angeles Angels selected RHP Dean Chance, RHP Ron Mueller and IF Don Ross, each for \$75,000. OF Albie Pearson was selected from the Rochester roster for \$25,000. The Washington Senators selected C Gene Green, IF Billy Klaus, OF Chuck Hinton and OF Gene Woodling, each for \$75,000. IF Leo Burke was selected from the Rochester roster for \$25,000.
October 1968 - The Kansas City Royals selected RHP Roger Nelson (first pick in the draft), RHP Wally Bunker, RHP Mos Defabrowsky and 1B Mike Fiers, each for \$175,000. The Seattle Pilots selected C Larry Haney and LHP John Morris, each for \$175,000.
November 1976 - The Toronto Blue Jays selected IF Bob Sailor (2nd overall pick behind Ruppert Jones), RHP Mike Derr and IF Mike Willis, each for \$175,000. The Seattle Mariners selected RHPs Dave Pagan and Bob Gielasco, each for \$175,000.
November 1992 - The Florida Marlins selected RHP Kip Vaughn in the 1st round and RHP Richie Lewis in the 2nd round. The Colorado Rockies did not select any Orioles in the 3-round draft.
November 1997 - The Tampa Bay Devil Rays selected RHP Estaban Yan in the 1st round and IF Aaron Ledesma in the 3rd round. The Arizona Diamondbacks selected OF David Leluco in the 2nd round.



DELMARVA SHOREBIRDS

South Atlantic League (A)
Arthur W. Perdue Stadium
P.O. Box 1557
Salisbury, MD 21802
(410) 219-3112

OFFICIALS

Jim Terrill—General Manager
Joe Ferguson—Manager
Dave Shuler—Pitching Coach
Bobby Rodriguez—Field Coach
Tobin Jurging—Trainer

2001 DELMARVA SHOREBIRDS SCHEDULE

April 5-8	@ Charleston-SC	June 18-20	All-Star Break
April 9-10	@ Kannapolis	June 21-24	@ Hickory
April 12-15	Charleston-WV	June 25-26	@ Kannapolis
April 16-17	Hagerstown	June 27-30	Lexington
April 18-19	@ Hagerstown	July 2-5	@ Savannah
April 20-23	Kannapolis	July 6-9	@ Augusta
April 24-27	@ Charleston-WV	July 11-13	Hickory
April 28-30	@ Lexington	July 14-17	@ Lakewood
May 1	@ Lexington	July 19-22	@ Hagerstown
May 3-4	@ Hagerstown	July 23-26	Kannapolis
May 5-6	Hagerstown	July 27-30	@ Greensboro
May 7-10	@ Lakewood	August 1-3	Hagerstown
May 11-14	Hickory	August 4-7	Hagerstown
May 15-18	Lakewood	August 8-9	@ Kannapolis
May 19-22	@ Greensboro	August 10-12	@ Lexington
May 23-26	@ Wilmington	August 14-17	Macon
May 28-31	Capital City	August 18-21	Columbus
June 1-4	Asheville	August 23-26	@ Charleston-WV
June 5-8	@ Hickory	August 27-30	Lakewood
June 9-10	@ Kannapolis	August 31	Charleston-WV
June 11-14	Greensboro		
June 15-17	Lexington	September 1-3	Charleston-WV

DELMARVA SHOREBIRDS—2000 STATISTICS

BATTERS	AVG	G	AB	R	H	2B	3B	HR	RBI	BB	SO	SB	CS
Aley, Charles	.273	15	44	10	12	2	0	0	15	5	1	0	
Cabrera, Ray	.279	122	437	51	122	17	4	3	55	12	86	10	4
Calzado, Napoleon	.278	131	503	81	140	20	6	7	83	31	88	29	12
Cates, Gary	.251	107	311	40	79	18	2	1	30	18	48	11	8
Dees, Charlie	.150	13	20	3	3	0	2	0	1	1	12	0	0
Elder, Rick	.083	14	48	4	4	1	0	1	6	9	18	0	2
Gordon, Alex	.000	1	2	0	0	0	0	0	0	0	2	0	0
Groch, Doug	.220	56	186	28	41	12	0	8	24	35	40	3	5
Guillen, Derrick	.250	4	8	1	2	0	0	0	1	3	0	0	
Harris, Willie	.274	133	474	106	130	27	10	6	60	89	88	38	15
Ide, Antoine	.254	26	67	13	17	2	1	0	9	8	12	6	0
Kassick, Jon	.187	103	294	40	55	7	1	1	21	48	107	5	1
Leon, Alfredo	.000	8	11	0	0	0	0	0	0	0	3	0	0
Rachels, Wesley	.260	122	373	58	97	14	1	0	46	90	58	7	1
Reed, Keith	.290	70	269	43	78	18	1	11	59	25	56	20	4
Rondon, Matt	.283	109	289	54	110	22	2	4	51	47	74	11	4
Rogers, Ed	.274	60	232	46	91	14	5	5	42	22	63	27	6
Salvino, Steve	.239	71	265	42	49	11	1	3	28	33	63	5	0
Saucier, Casey	.287	9	15	1	4	1	0	0	1	1	6	0	0
Seastedt, Mike	.222	59	158	19	35	6	0	3	19	16	29	2	0
Tucker, Mamon	.238	117	411	60	88	11	6	1	54	44	88	13	6

PITCHERS	W	L	ERA	G	GS	CG	SHO	SV	IP	H	R	ER	HR	BB	SO
Andrade, Jency	7	7	5.37	25	19	0	0	0	114.0	121	76	68	7	43	99
Baibalis, Shaun	1	0	0.64	9	0	0	0	0	14.0	13	2	1	0	4	11
Bedard, Erik	9	4	3.57	26	22	1	1	2	111.0	98	46	44	2	35	131
Bello, Gilberto	2	2	3.08	34	0	0	0	0	64.1	58	27	22	3	19	33
Fleming, Travis	7	2	3.88	53	0	0	0	11	72.0	74	32	31	7	21	85
Garcia, Sonny	6	7	3.74	26	21	1	0	0	110.2	108	55	46	12	38	123
Gorman, Pat	0	0	0.00	2	0	0	0	1	2.2	1	0	0	0	1	5
Jones, Sean	8	4	4.33	39	3	0	0	0	88.2	72	38	33	2	23	65
McNitt, Josh	0	1	8.10	7	0	0	0	0	10.0	15	8	9	1	7	2
Paradis, Mike	6	5	3.99	18	16	0	0	0	97.0	95	53	43	5	49	81
Perez, Randy	10	9	3.56	25	25	1	1	0	154.0	147	70	61	4	33	123
Plank, Terry	3	7	3.63	48	0	0	0	5	74.1	74	36	30	2	32	73
Pruitt, Jason	0	0	18.20	2	0	0	0	0	1.2	5	5	3	0	1	2
Rieal, Sandy	0	1	10.80	1	1	0	0	0	3.1	3	5	4	0	3	4
Rodriguez, Eddy	0	0	1.80	4	0	0	0	0	5.0	5	1	1	1	2	3
Schwager, Matt	6	5	3.40	47	0	0	0	5	78.2	78	35	29	8	21	66
Seastedt, Mike	0	0	0.00	2	0	0	0	0	2.0	2	0	0	0	1	0
Sprong, Jayme	0	0	4.15	13	0	0	0	0	21.2	19	12	10	1	9	28
Stahl, Richard	5	6	3.34	20	20	0	0	0	89.0	97	47	33	3	61	83
Theobald, Simon	3	1	3.52	36	1	0	0	3	69.0	75	34	27	4	17	58
Whitecollon, William	1	1	5.72	6	6	0	0	0	28.1	32	18	18	4	17	25

DELMARVA COACHING STAFF

JOSEPH (JOE) FERGUSON—MANAGER

HT: 6-2 WT: 195

Born: Sept. 19, 1946, San Francisco, CA

B: R

T: R

Resides: Bethany Beach, DE

NOTES: Begins his 6th season in the Orioles organization and his second year as manager for Delmarva...In his first season with the Shorebirds last season, led the team to the South Atlantic League Championship...Prior to joining Delmarva, managed 3 seasons at AA Bowie from 1997 to 1999...In 1996, managed Class A High Desert to 76-64 overall record and first place finish in California League Southern Division in 2nd half with a 41-29 mark before losing to Lake Elsinore in division championship...This is his 33rd year in professional baseball...Was out of baseball in 1995 after serving as a coach for the Los Angeles Dodgers the previous seven seasons...Was first base coach (92-94), positioning coach (90-91) and bench coach (88-89)...Began his coaching career as positioning coach for the Dodgers in 1985, then joined the Texas Rangers as bench coach in '86-'87 before rejoining LA...Managed the Perth Heat to the Australian League Championship following '97 season...Major league playing career spanned 12 years as a catcher and outfielder with the Dodgers (70-76, '78-81), St. Louis Cardinals (76), Houston Astros (77-78), and California Angels (81-83)...Compiled a .240 career batting average, including 122 home runs...Played in the World Series with the Dodgers in '74 and '78...Best season at the major league level came in 1973, his first full season in the bigs, when he smacked 25 HR and 26 2B while racking up 88 RBI and hitting .263 with the Dodgers...Was starting catcher for the Dodgers on April 8, 1974, when Atlanta's Hank Aaron hit his 715th career home run, breaking Babe Ruth's all-time record...Set a National League record for fewest errors by a catcher (700 or more chances) with three in 1973.

PERSONAL: Played baseball and basketball for three seasons each at the University of the Pacific in Stockton, CA...Starred in baseball, basketball and football at Camden HS in San Jose, CA, where he grew up...Has a 25-year-old daughter, Kristie...Hobbies include golf and art.

COACHING CAREER

1995 Player Positioning Coach, Los Angeles Dodgers
1985-87 Bench Coach, Texas Rangers
1988-89 Bench Coach, Los Angeles Dodgers
1990-91 Player Positioning Coach, Los Angeles Dodgers
1992-94 First Base Coach, Los Angeles Dodgers

RECORD AS MANAGER

Year	Class	Club	League	W-L	Pct	Pos
1996	A	High Desert	California	76-64	.543	2nd/1st
1997	AA	Bowie	Eastern	76-67	.528	2nd
1998	AA	Bowie	Eastern	71-71	.500	4th
1999	AA	Bowie	Eastern	70-71	.498	4th
2000	A	Delmarva	South Atlantic	74-62	.544	3rd/3rd
CAREER TOTALS				(5 years)	366-335	.522

DAVE SCHULER —PITCHING COACH

HT: 6-5 WT: 215

Born: Oct. 4, 1953, Framingham, MA

B: R

T: L

Resides: Newark, DE

NOTES: Begins his second season in the Orioles organization as pitching coach at Delmarva...Prior to coming to the Orioles, spent the previous 3 seasons as a pitching coach in the Taiwan Major Leagues...Began his coaching career in 1984 as pitching coach at the University of Nebraska at Omaha, and later that year was coach for the Escogido Lions in the Dominican Winter League...Served as pitching coach for the Mariners Vermont (AA) farm club before spending 7 seasons in the Yankees organization...Worked his way up the Yankees system as pitching coach for Class A Ft. Lauderdale from 1989 to 1990, Class A Prince William from 1991 to 1992 and AA Albany from 1993-1994, before finishing at AAA Columbus in 1995...Moved on to coach the Giants' San Jose Class A club in 1996...Pitched in parts of 3 seasons with California (79-'80) and Atlanta (85), going 0-1 with a 5.40 ERA in 18 games...Allowed back-to-back home runs to Carlton Fisk and Larry Wolfe in his major league debut on September 2, 1979...Went 11-4 with 16 saves and a 2.28 ERA at Salt Lake City in 1980.

PERSONAL: Graduated from Marian (MA) HS in 1971...Received his BS in General Business Management from University of New Haven (CT).

COACHING CAREER

1988 Pitching Coach, Vermont Mariners, Eastern League, AA (Mariners)
1989-90 Pitching Coach, Ft. Lauderdale Yankees, Florida State League, A (Yankees)
1991-92 Pitching Coach, Prince William Cannons, Carolina League, A (Yankees)
1993-94 Pitching Coach, Albany Yankees, Eastern League, AA (Yankees)
1995 Pitching Coach, Columbus Clippers, International League, AAA (Yankees)
1996 Pitching Coach, San Jose Giants, California League, A (Giants)
2000 Pitching Coach, Delmarva Shorebirds, South Atlantic League, A (Orioles)

ROBERT (BOBBY) E. RODRIGUEZ—FIELD COACH

HT: 5-8 WT: 205

Born: May 16, 1957, San Antonio, TX

B: R

T: R

Resides: Salisbury, MD

NOTES: Enters his 5th season as Shorebirds hitting coach...Prior to joining the organization, served as trainer and traveling secretary for Laredo Apaches of independent Texas-Louisiana League in 1995...Since retiring as a player in 1983, he has umpired at the junior college and high school level, coached youth baseball and conducted private instructional clinics...Batted a composite .327 in an 8-year career as an outfielder in the AAA Mexican League, 1978-83...With Union Laguna in 1980, he won the Mexican League batting championship with a .404 average.

PERSONAL: Is a graduate of South San Antonio (TX) HS...Jumped directly to Mexican League after high school...Has been married for 22 years to wife Leticia...They have 4 children: daughters Leticia and Veronica, and sons Robert Jr. and Ruben David...They reside year-round in Salisbury, MD.

COACHING CAREER

1997- Hitting Coach, Delmarva Shorebirds, South Atlantic League, A (Orioles)

TORIN JURGING—TRAINER

HT: 6-4 WT: 180

Born: March 28, 1976, Cedar Rapids, IA

Resides: Cedar Rapids, IA

NOTES: Begins his second season in the Orioles organization as a trainer for Delmarva...Was trainer for Bluefield last season, working from the minor league training complex in Sarasota in spring training, as well as the extended spring training season before the start of the Appalachian League schedule...Worked as the athletic training and strength and conditioning intern for AA Trenton in the Red Sox system in 1999...Is a member of the National Athletic Trainers Association.

PERSONAL: Graduated from the University of Iowa in 1998 with a degree in Exercise Science...Served as a student trainer for the Hawkeyes football team for two years...Enjoys golfing and skiing in his free time.

TRAINING CAREER

2000 Trainer, Bluefield Orioles, Appalachian League, Rookie (Orioles)
2001 Trainer, Delmarva Shorebirds, South Atlantic League, A (Orioles)

LONGEST AFFILIATIONS

Bluefield celebrates its 44th season as an Orioles affiliate this year, the longest continuing relationship in baseball. The O's Appalachian League team since 1958. Bluefield is one of only 3 minor league teams that have been affiliated with the same parent club continuously since 1961. The others are Lakeland (Class A, Florida State League), with Detroit since 1960, and Rochester, the Orioles AAA team in the International League starting in 1961.



BLUEFIELD ORIOLES

Appalachian League (Rookie)
Bowen Field
P.O. Box 356
Bluefield, West Virginia 24701
(540) 326-1326

OFFICIALS

George McGonagle—President
Joe Almaraz—Manager
Blaise Hlsley—Pitching Coach
Gary Kendall—Field Coach
Trek Schuler—Trainer
Chris Dunaway—Strength & Conditioning

BLUEFIELD ORIOLES—2000 STATISTICS

BATTERS												
	AVG	G	AB	R	H	2B	3B	HR	RBI	BB	SO	SB CS
Cortez, Edwin	.226	37	93	25	21	2	1	1	12	21	38	10 0
Deos, Charlie	.143	2	7	0	1	1	0	0	1	0	4	0 0
Del Rosario, Emmae	.249	54	165	23	46	6	1	0	15	27	23	11 1
Garcia, Nicolas	.283	41	159	21	45	7	0	2	13	5	31	6 2
Gordon, Alex	.269	60	223	36	60	17	3	13	48	29	105	3 0
Leon, Alfredo	.231	7	26	5	6	1	1	0	0	3	1	0 0
Litellon, Brandon	.292	55	209	39	61	11	5	2	25	35	42	12 2
Mack, Antonio	.172	41	93	12	16	3	0	2	8	10	41	5 1
Martin, Kyle	.155	23	71	5	11	1	1	0	8	6	29	0 1
Martinez, Octavio	.387	49	181	45	70	14	1	7	46	19	21	0 1
Nelson, Timothy	.000	1	4	1	0	0	0	0	0	0	0	0 0
Perez, Felipe	.212	38	137	13	29	3	1	3	13	5	49	1 1
Ridley, Shayne	.260	41	150	22	39	7	0	1	16	18	32	3 1
Shier, Peter	.198	30	101	13	20	3	1	2	10	18	32	5 1
Sowers, Will	.281	59	221	48	62	14	2	11	41	37	59	4 2
Wilken, Kris	.274	58	208	35	57	10	2	5	28	0	1	34 3
PITCHERS												
	W	L	ERA	G	GS	CG	SHO	SV	IP	H	R	ER
Advincola, Jose	1	0	7.71	17	0	0	0	0	30.1	43	26	20
Benute, Martin	1	1	4.60	5	5	0	0	0	29.1	34	15	15
Bouie, Aaron	1	4	4.42	10	7	0	0	0	36.2	38	24	18
Farmen, David	2	4	8.03	15	5	0	0	0	37.0	59	45	33
Ford, Thomas	1	0	3.93	19	0	0	0	3	36.2	27	19	18
Knapo, Ben	1	3	5.83	7	8	0	0	0	29.1	37	24	19
Mack, Antonio	0	0	0.90	2	0	0	0	0	0.2	0	0	0
Marchetti, Dan	3	2	5.78	22	0	0	0	0	29.2	42	29	19
Meja, Francisco	2	1	6.23	4	4	0	0	0	17.1	18	17	12
Phillips, Chase	2	3	10.80	22	0	0	0	0	28.1	49	38	34
Ramirez, Enrique	1	3	4.57	25	0	0	0	8	21.2	23	15	11
Rial, Sandy	6	2	3.39	13	12	0	0	0	81.0	61	26	23
Rogers, Bradley	2	1	4.42	4	3	0	0	0	18.1	21	10	9
Spering, Jayme	1	0	0.00	4	0	0	0	1	4.0	2	1	0
Tate, Matt	1	3	7.66	7	5	0	0	0	25.1	40	26	23
Tavarez, David	3	2	8.03	7	7	0	0	0	34.1	47	30	23
Tomaszewski, Eliot	1	1	5.24	21	1	0	0	0	34.1	36	22	20
Whitlock, Billy	2	2	1.84	9	9	1	0	0	49.1	35	12	9

BLUEFIELD COACHING STAFF

JOE ALMARAZ—MANAGER

HT: 5-11 WT: 195

B: R T: R

Born: Nov. 5, 1953, San Antonio, TX

Resides: San Antonio, TX

NOTES: Begins his first season in the organization as manager for Bluefield and also serves as an area scout covering west Texas...Will also coordinate the Orioles' scouting in Mexico...Spent the previous three seasons managing in the Arizona Diamondbacks system, including last year as manager of the Monterrey Sultans of the Mexican League...Almaraz began his managerial career at Rookie League Lethbridge in 1996, where he took the club to the Pioneer League championship series before moving on to manage Rookie League Missoula Osprey the next season...Prior to joining the Diamondbacks, he was pitching coach for Great Falls in the Los Angeles Dodgers organization in 1997 and as Player Development Director of the Mexican League Academy in 1996...Began his coaching career in 1978 and spent 12 years at the high school level before moving on to Howard Junior College in Texas in 1991, where he led the team to a national championship...Also managed Northeast Texas Community College, 1993-1994, and was assistant coach at the University of Southwestern Louisiana.

PERSONAL: Married to the former Nancy Seiler (7/1/00)...They have one son, Jacoby (8)...Joe received a BS in Kinesiology from University of Texas.

COACHING CAREER

1997 Pitching Coach, Great Falls Dodgers, Pioneer League, Rookie (Dodgers)

RECORD AS MANAGER

Year	Class	Club	League	W-L	Pct	Pos
1996	Rookie	Lethbridge	Pioneer	43-32	.573	4th/1st
1999	Rookie	Missoula	Pioneer	45-31	.592	1st/2nd
2000	AAA	Monterrey	Mexican	59-43	.484	3rd/3rd
CAREER TOTALS	(3 years)			147-126	.538	

BLAISE HLSLEY—PITCHING COACH

HT: 6-1 WT: 195

B: L T: L

Born: April 9, 1964, Alpena, MI

Resides: Alpena, MI

NOTES: Begins his first year in the organization as pitching coach for Bluefield...Began his coaching career in 1999 as pitching coach for Winnipeg of the Independent Northern League and moved on to Sioux Falls last season...Concluded a 14-year minor league career in 1998 with Fargo of the Northern League...Went 117-78 with a 3.81 ERA during his career, which included stints in the Houston, St. Louis, Chicago Cubs, Philadelphia, Cleveland and Montreal organizations...Appeared in 10 games in the major leagues with the Chicago Cubs in 1994...Was a 4th round draft pick of the Houston Astros in 1985 and was named to the Topps/Rookie League All-Star team that year after leading the New York-Penn League with 116 strikeouts in 90 innings for Class-A Auburn.

PERSONAL: Wife's name is Jo-Anne...Is a 1982 graduate of Alpena High School (MI)...Attended Indiana State University.

COACHING CAREER

2001 Pitching Coach, Bluefield Orioles, Appalachian League, Rookie (Orioles)

GARY KENDALL—FIELD COACH

HT: 6-1 WT: 195

B: R T: R

Born: July 27, 1963, Baltimore, MD

Resides: Baltimore, MD

NOTES: Begins his second year as field coach at Bluefield after returning to the Orioles organization last season...Was a Mid-Atlantic area scout for the San Diego Padres, 1996-1999...Also served as a coach at Idaho Falls (Rookie) the final 2 seasons with the Padres...Was a part-time scout with the Orioles, 1991-1995, and during that time also throw batting practice for the major league team...Coached collegiately at Community College of Baltimore (87-89) and at Towson State University (90-91).

PERSONAL: Is a 1981 graduate of Sparrows Point High School in Baltimore...Went on to play at the Community College of Baltimore and at Atlantic Christian College, where he received his degree in 1987.

COACHING CAREER

1998-99 Field Coach, Idaho Falls Braves, Pioneer League, Rookie (Padres)

2000- Field Coach, Bluefield Orioles, Appalachian League, Rookie (Orioles)

TREK SCHULER, A.T.C.—TRAINER

HT: 6-1 WT: 180

Born: April 15, 1986, Grand Forks, ND

Resides: Slayton, MN

NOTES: Begins his second season in the Orioles organization, his first as trainer at Bluefield...Served as trainer for Gulf Coast last season...Will work from the minor league training complex in Sarasota in spring training, as well as the extended spring training season before the start of the Appalachian League schedule...Spent the previous two years as athletic trainer for Sioux Valley Hospital in South Dakota...Served as athletic trainer for the Thunder Bay (CN) Whiskey Jacks of the independent Northern League in 1998...Is certified by the National Athletic Trainers Association.

PERSONAL: Received his BS degree in physical education from Mankato State in 1991, where he was also a student trainer...Played basketball two years (87-88) at the University of Minnesota-Crookston...Earned his Master of Science degree in Kinesiology from the University of North Dakota in 1998.

TRAINING CAREER

2000 Trainer, Gulf Coast Orioles, Gulf Coast League, Rookie (Orioles)
2001 Trainer, Bluefield Orioles, Appalachian League, Rookie (Orioles)

CHRISTOPHER (CHRIS) A. DUNAWAY—STRENGTH & CONDITIONING COACH BLUEFIELD & EXTENDED SPRING

HT: 5-9 WT: 155

Born: Feb. 12, 1974, Wheeling, WV

Resides: Bradenton, FL

NOTES: Begins his 4th full season in Orioles organization...Works with Gulf Coast League and extended spring training as well as Bluefield...Was an intern in 1996, working with GCL and extended spring training players as well as Florida Instructional League...Is a member of the National Strength and Conditioning Association.

PERSONAL: Graduated in 1997 with exercise physiology degree from West Virginia University...Interned with Mountaineers' athletic department, working as a strength and conditioning assistant for football, basketball and swimming and diving teams...Was a 3-year letter-winner on WVU track team...Graduated from Wheeling Park High School in 1992...Ran 200 and 400 meters in high school and college...Is a certified strength and conditioning coach...Wife's name is Dawn.

STRENGTH & CONDITIONING CAREER

1999- Strength & Conditioning Coach, Extended Spring/Bluefield Orioles, Appalachian League, Rookie (Orioles)

BROOKS ROBINSON MINOR LEAGUE PLAYER OF THE YEAR*

1979 Tom Eaton (2b)	1990 Leo Gomez (3b)
1980 Cal Ripken (3b)	1991 Chito Martinez (of)
1981 Victor Rodriguez (2b)	1992 Stanton Cameron (of)
1982 John Shelby (of)	1993 Alex Ochoa (of)
1983 Mike Boddicker (rhp)	1994 Harry Berrios (of)
1984 Al Pardo (c)	1995 Scott McClain (3b)
1985 John Maltby (rhp)	1996 Calvin Pickering (1b)
1986 Eric Bell (rhp)	1997 Ryan Minor (3b)
1987 Leo Gomez (3b)	1998 Calvin Pickering (1b)
1988 Steve Finley (of)	1999 Wady Almonte (of)
1989 David Segui (1b)	2000 Octavio Martinez (c)

JIM PALMER PRIZE-ORIOLES MINOR LEAGUE PITCHER OF THE YEAR**

1988 Bob Mizek (rhp)	1994 Jimmy Haynes (rhp)
1989 Mike Linsley (rhp)	1995 Rocky Croppinger (rhp)
1990 Anthony Telford (rhp)	1996 Neri Rodriguez (rhp)
1991 Mike Mussina (rhp)	1997 Steve Montgomery (mo)
1992 Rick Kivela (rhp)	1998 Gabe Molina (rhp)
1993 Garrett Stephenson (rhp)	1999 John Stephens (rhp)
and Armando Benitez (rhp)	2000 Jay Spurgeon (rhp)

*Originally known as the Clyde Klutz Award; changed in 1992 to Most Valuable Minor Leaguer Award and in 1993 to Brooks Robinson Award

**Created in 1988 to honor separately the minor league player and pitcher of the year



GULF COAST ORIOLES

Gulf Coast League (Rookie)
Twin Lakes Park
6700 Clark Road
Sarasota, Florida 34241
(941) 923-1996

OFFICIALS

Jesus Alfaro—Manager
Moe Drabowsky—Pitching Coach
Joe Tanner—Field Coach
Jerry Greeley—Field Coach
Joe Berge—Trainer

GULF COAST ORIOLES—2000 STATISTICS

BATTERS	AVG	G	AB	R	H	2B	3B	HR	RBI	BB	SO	SB	CS		
Alley, Charles	.333	6	15	3	5	2	0	0	3	4	4	0	1		
Alex, Thomas	.205	37	127	12	26	6	2	1	11	18	42	0	0		
Bera, Roberto	.233	43	159	18	37	9	1	1	21	2	27	3	1		
Francisco, Ruben	.235	46	151	32	31	4	2	2	17	14	22	7	2		
Garcia, Nicolas	.250	6	24	0	6	0	0	0	3	0	3	0	1		
Gibbs, Mark	.258	44	143	23	37	8	0	1	12	23	33	13	2		
Gredvig, Doug	.444	2	9	0	4	0	0	0	1	0	1	0	0		
Hainston, Jerry	.300	4	10	3	3	2	0	0	3	3	2	4	0		
Ide, Antoine	.345	8	29	4	10	0	0	0	1	5	6	7	2		
Johnson, Tripper	.306	46	180	22	55	5	3	2	33	13	38	7	5		
Joyce, Thomas	.209	44	129	13	27	6	2	0	9	17	28	2	3		
Kingsale, Eugene	.313	5	16	7	5	0	0	0	4	4	0	2	0		
Martinez, William	.273	38	132	16	36	6	1	1	8	7	27	6	3		
Minor, Ryan	.154	3	13	2	2	1	0	1	4	1	6	0	0		
Pickering, Kevin	.210	27	81	11	17	2	0	2	6	8	25	3	0		
Roberts, Brian	.310	9	29	8	9	1	2	1	3	7	4	7	1		
Rodriguez, Jose	.400	1	5	2	2	0	0	0	1	0	1	0	0		
Rogers, Omar	.216	31	78	16	17	2	0	2	9	9	22	4	2		
Russell, Michael	.204	24	74	9	21	4	0	1	9	10	14	1	4		
Saucke, Casey	.294	48	167	29	55	6	1	6	26	12	46	12	3		
Schalick, George	.286	22	63	11	18	5	0	1	11	17	8	1	1		
Sena, Sonel	.357	9	28	3	10	1	0	0	4	2	5	0	0		
Shier, Peter	.471	6	17	5	8	3	0	0	3	11	3	2	0		
Soriano, Jairo	.300	36	110	17	33	4	4	0	12	19	25	10	3		
PITCHERS	W	L	ERA	G	GS	CG	SHO	SV	IP	H	R	ER	HR	BB	SO
Amez, Omar	3	3	4.76	15	8	0	0	0	51.0	55	38	27	5	31	45
Bartlett, Rich	0	4	4.31	10	9	0	0	0	38.2	46	25	19	2	21	32
Benabe, Martin	2	1	3.04	9	9	0	0	0	47.1	43	21	16	4	13	39
Bair, David	1	3	3.95	14	0	0	0	0	13.2	17	17	6	1	18	4
Bouie, Aaron	0	0	7.36	2	0	0	0	0	3.2	6	4	3	0	3	5
Crump, Joel	2	1	8.10	12	0	0	0	0	20.0	32	23	18	1	11	7
Fornstet, Brian	4	0	3.72	11	0	0	0	1	19.1	18	10	8	1	8	28
Gutierrez, Fernando	3	2	5.25	17	0	0	0	1	24.0	22	15	14	1	20	28
Hassler, Drew	1	0	10.95	7	0	0	0	0	12.1	17	16	15	0	10	10
Keefer, Ryan	1	2	4.43	13	1	0	0	0	22.1	26	13	11	0	6	21
McNair, Josh	0	0	6.59	9	0	0	0	0	14.2	19	19	14	1	17	10
Montilla, Elvin	3	2	3.48	16	2	0	0	0	31.0	24	14	12	3	10	15
Moreno, Julio	0	0	0.00	3	0	0	0	0	5.0	6	3	0	0	3	6
Nagrette, Richard	0	2	7.30	7	0	0	0	0	12.1	13	10	10	0	12	8
Rice, Scott	1	6	5.21	13	13	0	0	0	57.0	61	46	33	0	48	34
Rodriguez, Eddy	2	1	2.00	18	0	0	0	6	27.0	17	8	6	0	10	31
Rogers, Bradley	2	2	2.86	9	9	0	0	0	44.0	34	16	14	2	16	24
Springs, Jayne	0	0	0.00	3	3	0	0	0	5.0	2	0	0	0	1	9
Spillers, Larry	0	0	0.90	3	3	0	0	0	10.0	5	1	1	0	6	6
Tate, Matthew	0	1	6.19	9	2	0	0	1	16.0	16	11	11	1	11	13

GULF COAST COACHING STAFF

JESUS ALFARO—MANAGER

HT: 5-10 WT: 170

B: R T: R

Born: Sept. 26, 1958, Maracaibo, VEN

Resides: Maracaibo, VEN

NOTES: Begins his 3rd season as manager at Gulf Coast after serving as coach and instructor there the previous four seasons...Rejoined the Orioles organization in '95 as an instructor for Extended Spring Training and the Gulf Coast League Orioles...Played professionally for 18 seasons, including three with the Orioles organization ('82-'84)...Was a member of the 1984 AA Charlotte O's, winners of the Southern League Championship...Originally signed with the Philadelphia Phillies in 1976...Also played for the Cubs ('78-'81), Brewers ('85-'87, '89-'90), and Angels ('88) organizations...Finished his playing career with one season in Italy ('91) and three seasons in the Mexican Summer League (92-94).

PERSONAL: Has served as coach for the Caracas Lions the past few winters...Attended the Major League Scouting Bureau's scouting school in 1990.

COACHING CAREER

1995-1998 Instructor, Extended Spring Training/Gulf Coast League, R (Orioles)

RECORD AS MANAGER

Year	Class	Club	League	W-L	Pct.	Pos.
1999	Rookie	Orioles	Gulf Coast	31-28	.525	3rd
2000	Rookie	Orioles	Gulf Coast	25-31	.446	4th
CAREER TOTALS				(2 years)	56-59	.487

MYRON WALTER (MOE) DRABOWSKY—PITCHING COACH

HT: 6-2 WT: 193

B: R T: R

Born: July 21, 1935, Ozanna, Poland

Resides: Sarasota, FL

NOTES: Begins his 8th season as a coach in the Orioles minor league system and his second as pitching coach at Gulf Coast...Was pitching coach at Delmarva in 1999 after serving the previous four seasons as Minor League Pitching Coordinator...Is in his fourth stint with the Birds, perhaps a modern-day record...Had two different stints with the O's as a player and served in 1992 as pitching coach for the AA Hagerstown Suns...Left Hagerstown after '92 to serve as the Cubs major league relief pitching coach in '93 and '94 and returned to the Orioles system in '95...Began his coaching career in '86 as the major league relief pitching coach with the White Sox...Was assigned to Birmingham in '87 and moved to Vancouver in '89, serving as pitching coach under former Rochester manager Mary Foley for the next three seasons...Moved back to the O's organization in '92 to coach the Hagerstown Suns, who were managed by Don Buford, the current O's Director of Minor League Operations...Spent 17 seasons in the big leagues, posting an 88-105 record and 55 saves with a 3.71 ERA as both a starter and a reliever...Began his pro career in the big leagues with the Cubs in 1956, spending five seasons in Chicago...Also pitched for the Braves, Reds and Athletics before being selected by the O's in the major league draft following the 1965 season...Posted a perfect 6-0 record for the 1966 World Champion Orioles...Enjoyed greatest moment in his career on Oct. 5, 1966, when he won the World Series opener vs. the Dodgers with a spectacular relief job...Went 6.2 innings in relief of Dave McNally and allowed just one hit while fanning a series-record 11...Six of the punch-outs were in succession to tie a mark set by the Reds' Hod Eller in 1919...Established a then-club record by winning 12 straight over a two-season stretch ('66-'67)...Was selected by the Royals in the 1968 expansion draft, but was reacquired by the O's in 1970...Completed his pitching career in 1972 with the White Sox.

PERSONAL: Born in Ozanna, Poland...Studied economics at Trinity University in Hartford...Pitched no-hit, no-run game against Wesleyan College in 1956, striking out 16.

COACHING CAREER

1996	Pitching Coach, Chicago White Sox
1987-88	Pitching Coach, Birmingham Barons, Southern Association, AA (CWS)
1989	Pitching Coach, Vancouver Canadians, Pacific Coast League, AAA (CWS)
1992	Pitching Coach, Hagerstown Suns, Carolina League, A (Orioles)
1993-94	Pitching Coach, Chicago Cubs
1995-98	Minor League Pitching Instructor, Baltimore Orioles
1999	Pitching Coach, Delmarva Shorebirds, South Atlantic League, A (Orioles)
2000	Pitching Coach, Gulf Coast Orioles, Gulf Coast League, Rookie (Orioles)

JOSEPH (JOE) TANNER—FIELD COACH

HT: 6-2 WT: 210

B: R T: R

Born: Nov. 16, 1931

Resides: Sarasota, FL

NOTES: Returns for his 6th season in the O's system and 3rd as coach for the Gulf Coast team...Prior to joining the rookie league staff, started as bunting instructor and added baserunning instruction to his duties in '98...Was out of baseball in '95 after spending 1992-94 in the Chicago Cubs organization...At Peoria Class A in '94, he was a coach for hitting, bunting, baserunning and fielding...Was a roving instructor for the Chicago White Sox in '89-90 and for the Pittsburgh Pirates in '86-'87...In '74, he was a baserunning instructor for the White Sox while former O's General Manager Roland Hemond was the GM there...Worked

at the Kansas City Royals Baseball Academy under Orioles Vice President of Baseball Operations Syd Thrift from the '70 through the '73 season...Signed with the Red Sox in '53 and played through '61...Played AAA ball predominantly with Louisville, Minneapolis, Omaha and San Francisco, spanning the American Association, Pacific Coast League and the International League...Retired voluntarily in '61 to enter the stockbroker business, where he worked until '70 and again from '75 to '86.

PERSONAL: Married with three children and six grandchildren...Originally from Laurel, MS...Started at Texas University in '50 but left in '53 to pursue a baseball career, earned a degree in finance and banking from TU through correspondence in '60...Enjoys fishing and quail-hunting.

COACHING CAREER

1974	Roving Baserunning Instructor, Chicago White Sox
1966-67	Roving Bunting Instructor, Pittsburgh Pirates
1969-70	Roving Bunting Instructor, Chicago White Sox
1992-93	Roving Bunting/Baserunning Instructor, Chicago Cubs
1994	Hitting and Fielding Coach, Peoria, Midwest League, A (Cubs)
1995-99	Roving Bunting Instructor, Orioles
1999	Field Coach, Extended Gulf Coast League, R (Orioles)

JERRY GREELEY—FIELD COACH

HT: 6-0 WT: 185

B: R T: L

Born: March 1, 1967, Wilkes-Barre, PA

Resides: Thornhurst, PA

NOTES: Begins his 5th season as a coach in the Orioles organization, his 3rd at Gulf Coast...Before joining the staff at Sarasota, was a coach at Bluefield, '97-'98...Has spent the past five off-seasons as head coach at Penn State Wilkes-Barre College...Also runs several baseball camps and clinics in Pennsylvania...Has also managed Orioles' semi-pro/summer collegiate team in Pennsylvania the last 12 years.

PERSONAL: Received his BS in Special Education and his MS in Sports Management and Administration from East Stroudsburg (PA) University...He and his wife, Robin, had their first child, Lisa Mia, on February 11, 2000.

COACHING CAREER

1997-98	Field Coach, Bluefield Orioles, Appalachian League, Rookie (Orioles)
1999	Field Coach, Gulf Coast Orioles, Gulf Coast League, Rookie (Orioles)

JOE BERGE, A.T.C.—TRAINER

HT: 5-10 WT: 165

Born: July 25, 1977, Baltimore, MD

Resides: Bel Air, MD

NOTES: Begins his first full season in the organization as trainer at Gulf Coast...Will work from the minor league training complex in Sarasota in spring training, as well as the extended spring training season before the start of the Gulf Coast schedule...Served as athletic training intern for the Class A Lowell Spinners in the Boston organization last season...Interned with the Orioles major league training staff for two months in the summer of 1999...Has also worked at Towson Sports Medicine and Rehabilitation...Is a member of the National Athletic Trainers Association.

PERSONAL: Is a 1995 graduate of Calvert Hall High School in Baltimore...Graduated from Loyola College with a BS in Biology in 1999 and spends his off-seasons as trainer at Loyola.

TRAINING CAREER

2001	Trainer, Gulf Coast Orioles, Gulf Coast League, Rookie (Orioles)
------	------------------------------------------------------------------

DOMINICAN SUMMER LEAGUE COACHING STAFF

CARLOS BERNHARDT—DIRECTOR OF LATIN AMERICAN SCOUTING

HT: 5-11 WT: 195 B: R T: R
Born: September 9, 1950, San Pedro de Macoris, DR Resides: San Pedro de Macoris, DR

NOTES: Begins his 17th year in the Orioles organization... This marks his third season in his current position after returning to his previous role of scout in the Dominican Republic following the 1998 season, when he served as Orioles first base coach... Also oversees the Orioles year-round Dominican Player Development Program... Spent his first 13 seasons as the Orioles' Dominican Republic Scouting Supervisor, where he signed over 200 players, including current Oriole Jose Mercedes and prospects Ed Rogers and Juan Guzman... Managed the Orioles Dominican Summer League team, 1994-1997 and again in '99, and compiled the best record in the league each year... Also spent several winters as pitching coach for the Estrellas club in the Dominican Winter League... Was signed as a right-handed pitcher by the Seattle Pilots in 1969, and began his professional career that year playing for Newark of the New York-Penn League... Pitched winter ball in the Dominican Republic following the season and was purchased by the New York Yankees... Later in the winter was pitching in Venezuela when, in a freak accident, he broke his arm while throwing a pitch and slipping off the mound... Spent the next several years in rehab before re-injuring his arm and retiring in 1973.

PERSONAL: Has three brothers who played baseball professionally... Juan played in the majors with the Yankees and Seattle and hit the Mariners' first ever home run at the Kingdome of Frank Tanana... Carlos holds the javelin record in the Dominican Republic, breaking Felipe Alou's record when he was 14 years old... He and his wife, Janet, have three children: a son, Carlos Julio, and two daughters, Jennelly and Jeanette.

SALVADOR RAMIREZ—MANAGER-SAN PEDRO DE MACORIS ORIOLES

MIGUEL JABALARA—ASSISTANT MANAGER-SAN PEDRO DE MACORIS ORIOLES

ROBERTO PEREZ—PITCHING COACH-SAN PEDRO DE MACORIS ORIOLES

VICTOR FELICIANO—COACH-SAN PEDRO DE MACORIS ORIOLES

NEY ORTEGA—TRAINER-SAN PEDRO DE MACORIS ORIOLES

VENEZUELAN SUMMER LEAGUE COACHING STAFF

RUSSELL VASQUEZ—MANAGER-VSL

CARLOS LEAL—PITCHING COACH-VSL

ROGERIO CHAVEZ—GENERAL MANAGER

HT: 5-4 WT: 210 B: R T: R
Born: Jan. 16, 1951 Resides: San Pedro, PR

NOTES: Returns for his 10th season in the Orioles system and led as coach for the Gulf Coast team, prior to joining the major league staff as a hitting instructor and assistant base/lineup instructor to the club in '98... Was out of baseball for 15 years, opening 1983-98 in the Chicago Cubs organization... At Puerto Rican A in '94, he was a coach in hitting, baserunning, and defense... Was a hitting instructor for the Chicago White Sox in '95-96 and for the Pittsburgh Pirates in '97-98... He was a coaching coordinator for the White Sox while former Cubs manager Pini Gershon was the club coach, winning

ORIOLES FARM SYSTEM PLAYERS

ACOSTA, RICHA [RHP]

HT: 6-1; WT: 145; B: R; T: R; Signed by: Carlos Bernhardt; Born: Feb. 5, 1984, San Rafael del Yuma, DR; Resides: San Rafael del Yuma, DR; Acquired: Signed as a non-drafted free agent, Oct. 25, 2000.

YEAR	CLUB	CL	W	L	ERA	G	GS	CG	SHO	SV	IP	H	R	ER	HR	BB	IBB	SO	WP	BP
2001																				

Will be first professional season

ALLEY, WILLIAM CHARLES (CHIP) [CA]

HT: 6-2; WT: 205; B: S; T: R; Signed by: Miguel Machado; Born: Dec. 20, 1976, Richmond, VA; Resides: Salisbury, MD; Acquired: Orioles 2nd round selection in 1995 First Year Player Draft.

YEAR	CLUB	CL	AVG	G	AB	R	H	TB	2B	3B	HR	RBI	SH	SF	HBP	BB	IBB	SO	SB	CS	GDP	SLG	OBP
1995	Gulf Coast	R	.300	12	30	10	9	13	4	0	0	3	0	2	1	11	0	4	0	0	1	.433	.477
1996	Bluefield	R	.194	24	67	7	13	17	4	0	0	4	0	1	1	15	0	16	0	2	2	.254	.345
1997	Delmarva	A	.236	82	250	19	59	87	17	1	3	32	1	2	8	34	3	45	7	2	5	.348	.344
1998	Frederick	A	.262	112	340	42	89	141	23	1	9	47	5	1	4	60	2	80	0	2	5	.415	.378
1999	Bowie	AA	.111	5	9	4	1	2	1	0	0	0	0	0	0	1	0	3	0	0	0	.222	.200
	Gulf Coast	R	.000	2	3	2	0	0	0	0	0	0	0	0	0	2	0	0	0	0	0	.000	.400
	Frederick	A	.227	41	132	21	30	39	6	0	1	12	1	0	1	23	1	27	0	1	1	.295	.346
2000	Frederick	A	.245	35	98	15	24	33	3	0	2	12	2	1	1	18	0	20	0	4	4	.337	.364
	Gulf Coast	R	.333	6	15	3	5	7	2	0	0	3	0	1	1	4	1	4	0	1	0	.467	.476
	Delmarva	A	.273	15	44	10	12	14	2	0	0	0	0	0	2	15	1	5	1	0	1	.318	.475
Minor Lg. Totals			.245	334	988	133	242	353	62	2	15	113	9	8	19	183	8	184	8	8	19	.358	.371

2000: Spent time at Class A Frederick and Delmarva with a brief rehab stint in the Gulf Coast League, batting a combined .261... Named Carolina League Player of the Week, 4/13-19, going 7-for-12 (.583) with 8 RBI in 4 games... Went 2-for-3 and hit a grand slam 4/19 at Kinston... Threw out a combined 36.4% (16-44) of baserunners attempting to steal... 1999: Began season at Bowie and suffered broken ankle in a collision at home plate on 4/14... Missed the next two months and was transferred to Frederick, where he had one hit in his first 23 at-bats... Had a 5-game hitting streak, 7/27-8/3... 1998: Played in career-high 112 games at Class A Frederick... Established career-highs in at-bats (340), runs (42), hits (89), doubles (23), home runs (9), RBI (47), walks (60) and strikeouts (60)... Finished 5th in the Carolina League in walks and on-base percentage (.385)... Was named Orioles Organizational Player of the Month for May when he batted .338 with 4 HR and 17 RBI... Was one of six Keys players to be named to the Carolina League All-Star team... From 5/15-21 he hit safely in 6 straight games, batting .526 (10-19) and raising his batting average 71 points in that stretch... Compiled a season-high 8-game hitting streak, 5/25-6/4... Homered in back-to-back games twice, May 3-4 and June 1-2... Had only three career home runs entering the season... On 9/2 hit a game-winning 3-run home run in the 11th inning against Prince William... Played in Arizona Fall League following season... 1997: Spent the entire season with Class A Delmarva Shorebirds and helped the Birds to the South Atlantic League crown... Batted .333 (13-39) in June... Compiled an 8-game hitting streak, 7/6-15 and during the streak he batted .520 (13-25)... Caught 72 games during the regular season and all seven of the Shorebirds' post-season games... On the year he tossed out 32 base runners attempting to steal... Batting average reached a season best .275 on 7/15... 1996: Caught 24 games for Bluefield while sharing the load with Adam McCollough (27) and Tim DeCinces (17)... Had 4-game hitting streak, 7/1-4, going 4-12 (.333), but his average never rose above .200 on season... Threw out 8 of 39 base stealers (21%)... 1995: Caught 12 games for Orioles in Gulf Coast League... Personal/Amateur: Married to the former Traci Evans (10/10/98)... Graduated in 1995 from Palm Beach Lakes HS... As a senior, hit .457 with 33 RBI and was both All-State and an All-American... Won 2 Gold Medals as a member of Team USA Juniors... Enjoys fishing and collecting baseball cards... Works as a baseball camp instructor in the offseason... Also works with Special Olympic athletes at a Y.E.S. gym in Fruitland, MD.

ALOU, LUIS ROJAS [3B]

HT: 6-0; WT: 180; B: R; T: R; Signed by: Jeff Wren; Born: Sept. 1, 1981, Santo Domingo, DR; Resides: Santo Domingo, DR; Acquired: Signed as a non-drafted free agent on Sept. 23, 1999.

YEAR	CLUB	CL	AVG	G	AB	R	H	TB	2B	3B	HR	RBI	SH	SF	HBP	BB	IBB	SO	SB	CS	GDP	SLG	OBP
2000																							

Dominican Summer League

2000: Batted .221 (34-154) in 52 games for San Pedro Orioles of Dominican Summer League... Personal/Amateur: Is the son of Montreal manager Felipe Alou and brother of Houston outfielder Moises Alou... Graduated from San Gabriel HS in the Dominican Republic.

ANDRADE, JANCY JOSE [RHP]

HT: 6-2 **WT:** 223 **B:** R; **T:** R; **Signed by:** Arturo Sanchez; **Born:** June 29, 1978, Cumana, Venezuela; **Resides:** Cumana, Venezuela; **Acquired:** Signed as a non-drafted free agent, June 23, 1995, to a 1996 contract.

YEAR	CLUB	CL	W	L	ERA	G	GS	CG	SHO	SV	IP	H	R	ER	HR	HB	BB	IBB	SO	WP	BK
1995																					
1996	Gulf Coast	R	3	2	2.68	18	3	0	0	5	37.0	30	13	11	0	2	13	0	30	2	0
1997	Bluefield	R	0	0	2.51	4	4	0	0	0	14.1	9	5	4	1	0	11	0	13	1	1
1998																					
1999	Bluefield	R	1	0	2.67	3	3	0	0	0	15.2	17	8	5	1	1	0	0	16	1	0
2000	Delmarva	A	2	5	5.52	26	8	0	0	0	75.0	73	61	46	6	4	44	0	63	8	2
2000	Delmarva	A	7	7	5.37	29	19	0	0	0	114.0	121	76	68	7	3	43	1	99	3	4
Minor Lg. Totals			13	14	4.71	80	37	0	0	5	256.0	250	163	134	17	10	111	1	221	15	7

2000: Went 7-1 with a 3.90 ERA (60.0IP, 26ER) over a span of 12 outings, 6/16-8/21...Won 4 straight starts, 7/13-29, pitching to a 3.86 ERA (23.1IP, 10ER)...Was 5-5 with a 5.54 ERA in 19 starts and 2-2 with a 4.74 ERA in 10 relief appearances...Had the 13th highest ERA of all Class A pitchers (5.37)...1999: Spent most of year at Delmarva and was converted to starter midway through season...In his second start on 7/30, pitched six no-hit innings and struck out 8 in a 9-0 win over Columbus...Made 3 starts for Bluefield in July...1998: Suffered a sprained right knee during extended spring training and was sidelined for the season...1997: Appeared in 4 games before suffering pinched muscle in right shoulder on 7/8...Was sidelined remainder of season...1996: Pitched in relief until his last 3 appearances...Went 1-0 with a 1.20 ERA as a starter...From 7/29-7/30, allowed only 1 earned run in 13IP over 10 appearances (0.69 ERA)...Pitched in 4 games for Lara in Venezuelan Winter League (7.2 IP, 5 H, 0 ER)...1995: Pitched for San Pedro de Macoris in the Dominican Summer League...Made 3 starts and 3 relief appearances, pitching to a 4.66 ERA (19.1 IP, 10 ER)...Personal/Amateur: Graduated from Nuevo Andalucia Institute in Cumana...Enjoys playing basketball...Single.

ANEZ, OMAR ANTONIO [RHP]

HT: 6-4; **WT:** 226; **B:** R; **T:** R; **Signed by:** Arturo Sanchez & Ubaldo Heredia; **Born:** Feb. 1, 1981, Valencia, Venezuela; **Resides:** Valencia, Venezuela; **Acquired:** Signed as a non-drafted free agent Aug. 26, 1997.

YEAR	CLUB	CL	W	L	ERA	G	GS	CG	SHO	SV	IP	H	R	ER	HR	HB	BB	IBB	SO	WP	BK
1998																					
1999	Gulf Coast	R	1	6	8.33	14	6	0	0	0	31.1	38	38	29	2	2	29	0	23	13	3
2000	Gulf Coast	R	3	3	4.76	15	8	0	0	0	51.0	55	38	27	5	1	31	2	45	15	1
Minor Lg. Totals			4	9	6.12	29	14	0	0	0	82.1	93	76	56	7	3	60	2	68	28	4

2000: Led Gulf Coast Orioles in strikeouts (45), was 2nd in innings (51.0) and 4th in games pitched (14)...Posted a 3.47 ERA (23.1IP, 5ER) over his final 5 games of the year...Had consecutive outings in June in which he threw 3 wild pitches each and his 15 wild pitches for the season was tied for 4th most among short season hurlers...1999: Spent season at Gulf Coast, splitting time between starting and relief...Went 0-6 with a 12.18 ERA in 6 starts and 1-0 with a 3.77 ERA in 8 relief appearances...In 31.1IP, walked 29 and threw 13 wild pitches...1998: Went 3-8 with a 2.24 ERA (76.1IP, 19ER) for Universidad team in Venezuelan Summer League...Made 18 appearances with 12 starts, striking out 72 with 38 walks...Personal/Amateur: His cousin, Alejandro Bracho, played in the Yankees' system in 1995.

ARAUJO, RAMON [RHP]

HT: 6-5; **WT:** 180; **B:** R; **T:** R; **Signed by:** Carlos Bernhardt; **Born:** June 23, 1983, Jima Bomano, DR; **Resides:** Jima Bomano, DR; **Acquired:** Signed as a non-drafted free agent, May 12, 2000.

YEAR	CLUB	CL	W	L	ERA	G	GS	CG	SHO	SV	IP	H	R	ER	HR	HB	BB	IBB	SO	WP	BK
2000																					
2000																					

2000: Appeared in 2 games for San Pedro Orioles of Dominican Summer League.

ARKO, THOMAS A. [CA]

HT: 6-1; **WT:** 195; **B:** R; **T:** R; **Signed by:** Deron Rombach; **Born:** July 28, 1982, San Antonio, TX; **Resides:** Abilene, TX; **Acquired:** Orioles 3rd round selection in 2000 First Year Player Draft.

YEAR	CLUB	CL	AVG	G	AB	R	H	TB	2B	3B	HR	RBI	SH	SF	HBP	BB	IBB	SO	SB	CS	GDP	SLG	OBP
2000	Gulf Coast	R	.205	37	127	12	28	39	6	2	1	11	2	4	2	18	0	42	0	0	6	.307	.305
Minor Lg. Totals			.205	37	127	12	28	39	6	2	1	11	2	4	2	18	0	42	0	0	6	.307	.305

2000: Made his professional debut at Gulf Coast after signing in June...Batted just .115 (7-61) through his first 16 games, but then batted .288 (19-66) over his final 21 games of the year...Went 2-for-5 with 3 RBI and hit his first pro home run on 7/24...Personal/Amateur: Graduated from Abilene Cooper (TX) HS...Played Little League and Babe Ruth League Baseball...Enjoys fishing, camping and golfing in his free time.

ASCENCION, QUINCY [OF]

HT: 6-0; **WT:** 205; **B:** R; **T:** R; **Signed by:** Jesus Halabi; **Born:** Nov. 1, 1982, Willemstad, Curacao; **Resides:** Willemstad, Curacao; **Acquired:** Signed as a non-drafted free agent, July 8, 1999, to a 2000 contract.

YEAR	CLUB	CL	AVG	G	AB	R	H	TB	2B	3B	HR	RBI	SH	SF	HBP	BB	IBB	SO	SB	CS	GDP	SLG	OBP
2000																							

2000: Missed the season with an injured right shoulder...Personal/Amateur: Attended St. Paulus Technical College in Curacao.

BABULA, SHAUN MATTHEW [LHP]

HT: 6-0; **WT:** 190; **B:** S; **T:** L; **Signed by:** Jim Howard; **Born:** May 21, 1977, Mt. Holly, NJ; **Resides:** Burlington, NJ; **Acquired:** Orioles 16th round selection in 1999 First Year Player Draft.

YEAR	CLUB	CL	W	L	ERA	G	GS	CG	SHO	SV	IP	H	R	ER	HR	HB	BB	IBB	SO	WP	BK
1999	Bluefield	R	1	0	1.13	4	0	0	0	0	8.0	4	2	1	0	0	5	0	10	0	0
2000	Delmarva	A	0	2	3.29	16	0	0	0	2	13.2	17	7	5	3	0	5	0	16	1	1
2000	Delmarva	A	1	0	0.64	9	0	0	0	0	14.0	13	2	1	0	2	4	0	11	0	0
2000	Frederick	A	3	2	3.30	37	0	0	0	2	46.1	40	25	17	4	3	25	2	47	1	0
Minor Lg. Totals			5	4	2.63	66	0	0	0	4	82.0	74	36	24	7	5	39	2	64	2	1

2000: Began the season at Class A Delmarva before moving on to Frederick, where he spent the majority of the season...Allowed only one earned run in 14.0IP with the Shorebirds...Struck out at least one batter in 8 of his 9 appearances...Earned the win in relief on 7/29 against Wilmington, pitching 3.2 scoreless innings and striking out 4...Pitched to a 2.37 ERA (38.0IP, 10ER) in 29 games over the final 3 months of the season...1999: Began season at Bluefield, pitching in 4 games, before moving on to Delmarva...Made 18 appearances, all in relief, for Delmarva and struck out 16 in 13.2IP...Did not allow an earned run in 11 straight games, 7/20-8/29...Personal/Amateur: Went to the Philadelphia College of Textiles, where he hit 3 home runs in one game and also threw a no-hitter...Graduated from Burlington City (NJ) HS, where he played baseball, basketball and football.

BARTLETT, RICHARD JOSEPH [RHP]

HT: 6-3; **WT:** 200; **B:** R; **T:** R; **Signed by:** John Gillette; **Born:** October 6, 1981, Killeen, TX; **Resides:** Kennewick, WA; **Acquired:** Orioles 3rd round selection in 2000 First Year Player Draft.

YEAR	CLUB	CL	W	L	ERA	G	GS	CG	SHO	SV	IP	H	R	ER	HR	HB	BB	IBB	SO	WP	BK
2000	Gulf Coast	R	0	4	4.31	10	9	0	0	0	39.2	46	25	19	2	6	21	2	32	1	0
Minor Lg. Totals			0	4	4.31	10	9	0	0	0	39.2	46	25	19	2	6	21	2	32	1	0

2000: Made his debut with Gulf Coast in relief and then started his final nine games of the season...Had a 2.55 ERA (24.2IP, 7ER) through his first 7 appearances, but allowed 12 earned runs in 15.0 innings over his final 3 outings...Personal/Amateur: Graduated from Kamiakin (WA) HS...Played Little League, Babe Ruth League and American Legion ball as a youth...Enjoys reading and running in his free time.

BAUER, RICHARD (RICK) [RHP]

HT: 6-6; **WT:** 212; **B:** R; **T:** R; **Signed by:** Jerry Zimmerman; **Born:** Jan. 10, 1977, Garden Grove, CA; **Resides:** Eagle, ID; **Acquired:** Orioles 5th round selection in 1997 First Year Player Draft.

YEAR	CLUB	CL	W	L	ERA	G	GS	CG	SHO	SV	IP	H	R	ER	HR	HB	BB	IBB	SO	WP	BK
1997	Delmarva	A	0	0	0.00	1	0	0	0	1	2.0	0	0	0	0	0	1	0	2	0	0
1997	Bluefield	R	6	3	2.66	13	13	0	0	0	72.1	58	31	23	1	4	20	0	67	8	0
1998	Delmarva	A	5	8	4.73	22	22	1	1	0	118.0	127	69	62	11	9	44	0	81	6	0
1999	Frederick	A	10	9	4.56	26	26	4	0	0	152.0	159	85	77	17	12	54	2	123	11	1
2000	Frederick	A	0	1	5.21	3	3	0	0	0	18.0	20	13	11	1	0	6	0	15	2	0
2000	Bowie	AA	8	8	5.30	26	23	1	0	1	129.0	154	89	76	16	12	39	1	87	4	0
Minor Lg. Totals			29	29	4.55	91	97	6	1	2	492.1	518	287	249	46	38	164	3	375	31	1

2000: Spent majority of the season at AA Bowie and was second on the club in starts (23), innings (129.0) and strikeouts (87)...Went 3-1 with a 1.17 ERA through his first 5 starts of the season...In his 6

wins with the Baysox, allowed just one earned run in 39.2IP (0.23 ERA)...Threw 11 Quality Starts and had one other start in which he pitched 5.2 scoreless innings...In his other 11 starts, however, went 0-6 with a 10.99 ERA (46.2IP, 57ER)...Did not allow a home run in his first 7 starts and then allowed 11 HR in his next 8 starts...Earned his first career save on 8/4 vs. New Britain...Struck out 12 batters on August 25 vs. Erie, the most by a Baysox pitcher in 3 years...Made 3 starts with Class A Frederick in July...1999: Led the Keys in 9 categories, including wins (10), games started (26), innings pitched (152) and strikeouts (123)...Led the Carolina League with 4 complete games and was T3rd in victories (10)...Won 5 straight starts, 7/12-8/3, compiling a 1.59 ERA over 34.0IP...Pitched a complete-game, two-hitter on 6/14 vs. Potomac...Struck out 10 batters in 6.0IP vs. Myrtle Beach on 5/22...1998: Spent season with Class A Delmarva...Won 3 consecutive starts, 4/17-28, allowing 4 ER in 23.0IP with 17 K...Hurled 3-hit shutout vs. Hickory on 4/23...In 6 starts in April, went 3-2 with a 2.79 ERA (38.2IP, 12ER)...1997: Led Bluefield and was tied for 2nd in the Appalachian League with 8 wins...Won 4 straight starts 7/13-30...Led the Orioles and was 6th in the league with a 2.86 ERA...Opponents batted only .218 off him...Was 7-0 in 8 starts at Bowen Field...Personal/Amateur: Graduated in 1995 from Centennial HS in Eagle, ID...Attended Treasure Valley (ID) CC for 2 years and played baseball there.

BECHLER, STEVEN SCOTT [RHP]

HT: 6-2; **WT:** 207; **B:** R; **T:** R; **Signed by:** John Gillette; **Born:** Nov. 18, 1979, Medford, OR; **Resides:** Medford, OR; **Acquired:** Orioles 3rd round selection in 1998 First Year Player Draft.

YEAR	CLUB	CL	W	L	ERA	G	GS	CG	SHO	SV	IP	H	R	ER	HR	HB	BB	IBB	SO	SB	CS	GDP	SLG	OBP
1998	Gulf Coast	R	2	4	2.72	9	9	0	0	0	48.2	51	22	15	4	1	8	0	39	4	1			
1999	Delmarva	A	8	12	3.54	26	26	1	1	0	152.1	137	69	60	12	4	58	0	139	9	0			
2000	Frederick	A	8	12	4.83	27	27	2	0	0	162.0	179	96	87	19	6	57	1	137	6	0			
Minor Lg. Totals			18	28	4.01	62	62	3	1	0	364.0	367	189	162	35	11	123	1	315	19	1			

2000: Spent the season at Class A Frederick and was 2nd in the Carolina League in starts (27) and 3rd in innings pitched (162.0)...Led all Orioles farmhands with 137 strikeouts...Began the season 3-9 with a 5.61 ERA through his first 17 starts but then went 5-3 with a 3.70 ERA over his final 10 outings of the season...Pitched 6.0 or more innings in 16 of his 27 starts...Pitched a complete-game three-hitter on 8/15 against Winston-Salem, retiring 17 in a row at one point...1999: Spent season at Delmarva and was 2nd on the team in games started (26), innings pitched (152.1) and strikeouts (139)...Was 4th in the Orioles organization with a 3.54 ERA...Pitched a one-hit shutout on 7/26 against Macon...Won 3 straight starts, 5/12-23, with a 0.86 ERA over that span...Held opponents to a .239 average...1998: Made pro debut in Gulf Coast League...Pitched to a 1.56 ERA over his last 5 starts, allowing only 2 walks in 34.2IP...Went 1-1 with a 1.80 ERA in 25.0IP at home, holding opponents to a .213 BA...Personal/Amateur: Graduated in '98 from South Medford (OR) HS...Was team captain his final 2 years...Earned first team all-conference honors as junior and senior and honorable mention all-state as a junior...Earned Bob Feller Pitching Award at the American Legion World Series and was first team all-tournament...Played Little League and Babe Ruth League Baseball...Single...Nickname is "Beck".

BEDARD, ERIK JOSEPH [LHP]

HT: 6-1; **WT:** 180; **B:** L; **T:** L; **Signed by:** Jim Howard; **Born:** Mar. 6, 1979, Naum, ON; **Resides:** Naum, ON; **Acquired:** Orioles 6th round selection in 1999 First Year Player Draft.

YEAR	CLUB	CL	W	L	ERA	G	GS	CG	SHO	SV	IP	H	R	ER	HR	HB	BB	IBB	SO	SB	CS	GDP	SLG	OBP
1999	Gulf Coast	R	2	1	1.86	8	8	0	0	0	29.0	20	7	6	1	0	13	0	41	3	0			
2000	Delmarva	A	9	4	3.57	29	22	1	1	2	111.0	98	48	44	2	10	35	0	131	14	0			
Minor Lg. Totals			11	5	3.21	37	30	1	1	2	140.0	118	55	50	3	10	48	0	172	17	0			

2000: Was 8th among all minor league starting pitchers with 10.73 K/9.0IP...Struck out 14 batters in a 4-hit shutout vs. Hickory on 5/26...Allowed 11 earned runs in 2.1 innings at Hickory on 7/3...Minus the outing against the Crawdads, had a 2.73 ERA for the season...Went 1-0 with a 2.70 ERA in two starts in the SAL playoffs...Also made 2 relief appearances during the season, recording 2 saves...1999: Spent first professional season at Gulf Coast, appearing in 8 games, including 6 starts...Had a 0.44 ERA (20.1IP/1ER) in August, 4th best among all minor league pitchers...Did not allow a run in his last 3 starts (16.0IP)...Pitched 5 shutout innings, allowed 2 hits and struck out 10 in a 5-3 win on 8/19...In final start of season, pitched 7.0 scoreless innings and struck out 12...Held opponents to a .192 average (20-194)...Personal/Amateur: Attended Norwalk Community Tech College and played in the NJCAA World Series.

BERA, ROBERTO [OF]

HT: 6-1; **WT:** 155; **B:** R; **T:** R; **Signed by:** Salvador Ramirez; **Born:** Sept. 17, 1981, San Pedro de Macoris, DR; **Resides:** San Pedro de Macoris, DR; **Acquired:** Signed as a non-drafted free agent July

21, 1998, to a 1999 contract.

YEAR	CLUB	CL	AVG	G	AB	R	H	TB	2B	3B	HR	RBI	SH	SF	HBP	BB	IBB	SO	SB	CS	GDP	SLG	OBP
1999																							
2000		Gulf Coast	R	.233	43	159	18	37	51	9	1	21	2	1	3	2	1	27	3	1	5	.321	.255
Minor Lg. Totals			.233	43	159	18	37	51	9	1	1	21	2	1	3	2	1	27	3	1	5	.321	.255

2000: Began the season with an 8-game hitting streak...Hit safely in 11 of his first 13 games, batting .355 (20-58)...Hit .168 (17-101) over his final 30 games of the year...1999: Played for San Pedro Orioles of Dominican Summer League...Batted .239 (16-67) and was tied for 2nd on team with 9 stolen bases.

BERUBE, MARTIN RICHARD [RHP]

HT: 6-1; **WT:** 195; **B:** L; **T:** R; **Signed by:** Wayne Norton and Jeff Wren; **Born:** Sept. 12, 1981, Montreal, Quebec, CA; **Resides:** Montreal, Quebec, Canada; **Acquired:** Signed as a non-drafted free agent, May 13, 1999.

YEAR	CLUB	CL	W	L	ERA	G	GS	CG	SHO	SV	IP	H	R	ER	HR	HB	BB	IBB	SO	WP	BK
1999	Gulf Coast	R	0	0	0.53	11	0	0	0	2	17.0	8	5	1	0	2	10	1	11	0	0
2000	Gulf Coast	R	2	1	3.04	9	0	0	0	0	47.1	43	21	18	4	1	13	0	39	1	0
	Bluefield	R	1	1	4.60	5	5	0	0	0	28.1	34	15	15	4	1	4	0	22	0	1
Minor Lg. Totals			3	2	3.06	25	14	0	0	2	93.2	85	41	32	8	4	27	1	72	1	1

2000: Began season at Gulf Coast and made 9 starts with the Orioles before being transferred to Bluefield in August...Ranked 4th among Gulf Coast League starters in baserunners/9.0IP (10.84) and was 5th in average against (.235)...Pitched 6.1 innings, allowing one hit and no earned runs while striking out 7 against GCL Reds on 7/29...1999: Pitched for Gulf Coast Orioles in his first pro season, appearing in 11 games and finishing 8...Did not allow a run in his last 8 appearances, covering a span of 12.0IP...Held opponents to a .143 average (8-56)...Personal/Amateur: Graduated from Edouard Montpetit HS in Quebec, the same school Orioles prospect Ntema Ndungidi attended...School did not have a baseball team...Played for Canada's Academy of Baseball select team, comprised of the best amateur players in the country...Enjoys music and spending time on the computer.

BIGBIE, LARRY R. [OF]

HT: 6-4; **WT:** 190; **B:** L; **T:** L; **Signed by:** Marc Ziegler; **Born:** Nov. 4, 1977, Hobart, IN; **Resides:** Hobart, IN; **Acquired:** Orioles 1st round selection (21st overall) in the 1999 First Year Player Draft.

YEAR	CLUB	CL	AVG	AB	R	H	TB	2B	3B	HR	RBI	SH	SF	HBP	BB	IBB	SO	SB	CS	GDP	SLG	OBP	
1999	Bluefield	R	.267	8	30	3	8	6	0	0	4	0	1	1	3	0	8	1	3	1	.267	.343	
	Delmarva	A	.279	43	185	18	46	65	7	3	2	27	0	3	0	29	0	42	3	1	4	.394	.381
	Frederick	A	.294	55	201	33	59	76	11	0	2	26	1	4	0	23	2	34	7	3	3	.378	.360
	Bowie	AA	.241	31	112	11	27	33	6	0	0	5	1	0	0	11	0	28	3	0	3	.295	.309
Minor Lg. Totals			.276	137	508	65	140	182	24	3	4	64	2	6	1	66	2	112	14	7	11	.358	.365

2000: Began the season at Class A Frederick and was named to the Carolina League All-Star Team...Batted .294 in 55 games with the Keys before being transferred to AA Bowie at the start of the second half...Had a 12-game hitting streak, 5/26-6/5, in which he batted .417 (20-48) with 11 runs scored...Went 4-for-4 with 2 runs on 6/1 against Kinston...Also had 4 hits on against the Indians on 4/12, falling a triple short of hitting for the cycle...Batted .364 (12-33) in April...Scored 18 runs in 28 games in May...Hit safely in 8 of his first 10 games after joining Bowie, batting .300 (12-40)...Played 31 games for the Baysox before going on the disabled list on 7/28 with a sprained right wrist and missed the remainder of the season...1999: Signed on 6/18 and started at Bluefield before spending most of season at Delmarva...In his first game with the Shorebirds on June 30, hit a home run and triple and drove in 4 runs...Had 16 multi-hit games at Delmarva...Batted .314 when playing the outfield and .191 as DH...Personal/Amateur: Was named second team All-American and Mid-American Conference Player of the Year his junior season at Ball State University in 1999, batting .419 with 17 HR and 54 RBI...Was a college teammate of Orioles farmhand Jonathan Kessick, selected in the 3rd round of the 1999 draft...Single...Enjoys golfing and fishing.

BLAIR, DAVID MICHAEL [LHP]

HT: 6-0; **WT:** 175; **B:** L; **T:** L; **Signed by:** Marc Ziegler; **Born:** June 8, 1978, Elkhart, IN; **Resides:** Elkhart, IN; **Acquired:** Signed as a non-drafted free agent on June 13, 2000.

YEAR	CLUB	CL	W	L	ERA	G	GS	CG	SHO	SV	IP	H	R	ER	HR	HB	BB	IBB	SO	WP	BK
2000	Gulf Coast	R	1	3	3.95	14	0	0	0	0	13.2	17	17	6	1	4	18	2	4	3	0
Minor Lg. Totals			1	3	3.95	14	0	0	0	0	13.2	17	17	6	1	4	18	2	4	3	0

2000: Took the loss in each of his first two pro outings, allowing a total of 10 runs (only one earned) in 1.0IP...Allowed one earned run in his first 8 appearances (5.2IP) of the year...Allowed 18 walks and 17 hits for an average of 23.0 baserunners/9.0IP...Personal/Amateur: Attended Vincennes University (IN) and Glen Oaks (MI) JC.

BOUIE, AARON III [RHP]

HT: 6-5; WT: 225; B: R; T: R; Signed by: Jim Howard; Born: July 9, 1978, Rochester, NY; Resides: Albion, NY; Acquired: Orioles 22nd round selection in 2000 First Year Player Draft.

YEAR	CLUB	CL	W	L	ERA	G	GS	CG	SHO	SV	IP	H	R	ER	HR	HB	BB	IBB	SO	WP	BK
2000	Gulf Coast	R	0	0	7.36	2	0	0	0	0	3.2	5	4	3	0	0	3	0	5	1	0
	Bluefield	R	1	4	4.42	10	7	0	0	0	39.2	38	24	18	1	3	18	0	29	6	2
Minor Lg. Totals			1	4	4.69	12	7	0	0	0	40.1	44	28	21	1	3	21	0	34	7	2

2000: After appearing in 2 games at Gulf Coast, spent most of season at Bluefield, starting 7 of 10 games...In consecutive starts, 8/6-12, did not allow a run in a total of 12 innings, striking out 14...Allowed only one home run in 40.1IP on the season...Personal/Amateur: Attended St. Bonaventure University.

BROWN, DEREK KEITH [RHP]

HT: 6-1; WT: 184; B: R; T: R; Signed by: Jim Gilbert; Born: July 23, 1976, Hagerstown, MD; Resides: Clear Spring, MD (west of Hagerstown); Acquired: Selected by Orioles in 40th round of 1994 First Year Player Draft.

YEAR	CLUB	CL	AVG	G	AB	R	H	TS	2B	3B	HR	RBI	SH	SF	HBP	BB	IBB	SO	SB	CS	GDP	SLG	OBP
1994	Gulf Coast	R	.164	32	73	8	12	15	3	0	0	3	0	1	1	11	0	23	0	1	2	205	.270
1995	Gulf Coast	R	.233	49	146	15	34	39	5	0	0	11	0	1	1	23	0	32	3	3	5	267	.339
Minor Lg. Totals			.210	81	219	23	46	54	8	0	0	14	0	2	2	34	0	55	3	4	7	247	.319

YEAR	CLUB	CL	W	L	ERA	G	GS	CG	SHO	SV	IP	H	R	ER	HR	HB	BB	IBB	SO	WP	BK
1996	Gulf Coast	R	6	1	3.11	8	8	1	1	1	55.0	50	19	19	1	0	11	0	37	5	3
	Bluefield	R	0	1	18.88	2	2	0	0	0	5.1	12	10	10	5	0	2	0	3	0	0
	Frederick	A	0	1	9.00	1	1	0	0	0	4.0	8	4	4	0	0	3	0	0	0	0
1997	Delmarva	A	0	0	0.00	2	0	0	0	0	2.0	2	0	0	0	0	1	0	2	0	0
	Bluefield	R	2	5	5.01	17	5	1	0	1	41.1	44	28	23	3	0	13	0	48	3	1
1998	Delmarva	A	3	4	4.65	55	0	0	0	33	68.0	55	19	14	3	1	13	2	63	8	1
1999	Frederick	A	6	5	4.03	43	0	0	0	14	51.1	49	31	23	6	4	20	1	36	4	1
2000	Frederick	A	2	5	4.01	41	0	0	0	8	51.2	52	25	23	4	2	13	0	39	4	0
Minor Lg. Totals			19	22	3.75	170	16	2	1	67	278.2	270	134	116	22	7	76	3	228	24	6

2000: Spent his second straight season at Class A Frederick and finished 5th in the Carolina League with 31 games finished...Tied for the team lead with 8 saves...Posted a 2.03 ERA and held batters to a .220 average in 10 games in May...Pitched 3.0 shutout innings to earn the win in relief on 8/10 vs. Myrtle Beach...1999: Tied for 4th in the Carolina League in relief points (44) and games finished (37)...Was 6th in the league with 14 saves...Did not allow a run in 10 consecutive appearances, 5/9-6/6, going 2-0 with 4 saves, allowing 7 hits and striking out 10 in 13 innings...Had a 2.39 ERA (26.1IP/TER) in 22 games at home...1998: Led South Atlantic League with 97 relief points and tied for fifth in games finished (52), was 2nd in saves (33, one behind league leader Brett Black of Piedmont), and T5th in games (55)...His 33 saves were tied for 6th best among all minor leaguers...Had 8 saves in June, tied for 4th among all minor leaguers...From 6/20-7/16, earned 9 saves in 9 outings, pitching 11 innings with 8 strikeouts...In final 20 games, went 2-2 with 11 saves and a 1.47 ERA...1997: In second season as pitcher, made 2 scoreless appearances for Delmarva before being sent to Bluefield...Averaged 10.5 strikeouts per 9 innings at Bluefield...Moved to bullpen in August and went 1-1 with a 3.21 ERA in 10 appearances and walked only 1 batter in 14 innings...Was 4th among Appalachian League relievers with 1.35 BB/9IP and 8.10 runners/9IP...1996: Converted to pitcher after 2 seasons as an infielder...Led the Gulf Coast League in winning pct. (.857, 6-1) and was 3rd in wins...Was GCL Pitcher of the Week, 7/8-14, when he threw a complete game shutout and picked up a save, hurling 13 scoreless innings for the week including a 9-inning, 6-hit shutout of the GCL White Sox on 7/13...His 1.41 BB/9 IP ratio was 5th best in the GCL...Opponents batted .244 off him...1995: Played 33 games at 3B, 16 at 1B and only 2 at the position he was drafted, 2B...1994: Raised average to season-high .226 (7-31) on 7/19 with 3-for-3 outing...Personal/Amateur: Graduated from South Hagerstown HS, where he played baseball and basketball...Was an Orioles fan growing up in western Maryland...Hobbies are basketball and tennis.

CABRERA, DANIEL A. [RHP]

HT: 6-7; WT: 175; B: R; T: R; Signed by: Salvador Ramirez; Born: May 28, 1981, San Pedro de Macoris, DR; Resides: San Pedro de Macoris, DR; Acquired: Signed as a non-drafted free agent, Mar. 15, 1999.

YEAR	CLUB	CL	W	L	ERA	G	GS	CG	SHO	SV	IP	H	R	ER	HR	HB	BB	IBB	SO	WP	BK
1999																					
2000																					

2000: Played for San Pedro Orioles of Dominican Summer League and went 8-1 with a 2.52 ERA (71.1IP, 20ER)...Held opponents to a .167 average...1999: Went 0-2 with a 5.11 ERA (12.1IP/7ER) for San Pedro Orioles...Appeared in 6 games, starting 3, and struck out 13 batters in 12.1IP.

CABRERA, RAYMOND [OF]

HT: 6-3; WT: 211; B: R; T: R; Signed by: Carlos Bernhardt; Born: Nov. 10, 1978, Santo Domingo, DR; Resides: Uptata, Venezuela; Acquired: Signed as a non-drafted free agent on May 21, 1996.

YEAR	CLUB	CL	AVG	G	AB	R	H	TS	2B	3B	HR	RBI	SH	SF	HBP	BB	IBB	SO	SB	CS	GDP	SLG	OBP
1996																							
1997																							
1998																							
	Gulf Coast	R	.272	49	184	21	50	67	9	1	2	30	1	1	3	2	0	25	5	0	4	364	.289
1999	Bluefield	R	.274	31	117	21	32	47	9	0	2	9	0	1	3	6	0	14	1	3	3	432	.323
	Gulf Coast	R	.310	16	58	8	18	25	3	2	0	12	0	1	2	1	0	6	4	0	1	431	.339
2000	Delmarva	A	.278	122	437	51	122	156	17	4	3	56	1	4	13	12	0	66	10	4	15	357	.315
Minor Lg. Totals			.279	218	798	101	222	295	38	7	7	107	2	7	21	21	0	111	20	7	23	371	.313

2000: Spent season at Class A Delmarva and was 3rd on the team with 122 hits and 4th with 17 doubles...Reached base 17 straight games, 7/20-8/5, batting .429 (24-56)...Played at least 18 games at all 3 outfield positions, with 68 starts coming in RF...Went 5-for-8 with 3 2B in a 19-inning loss to Piedmont on 7/24...Was batting .172 at the end of April, then batted .298 (111-373) the remainder of the season...Was hit by the pitch 13 times...1999: Hit a combined .286 at Bluefield and Gulf Coast...Began season at Bluefield with a 5-game hitting streak, batting .400 (10-25)...Had 4 hits, including a double, home run and 3 runs on 6/22 vs. Johnson City...Hit safely in 8 of first 9 games at Gulf Coast, batting .364 (12-33) with 10 RBI...Had 14 multi-hit games on the year...Batted more than 150 points higher on the road at each stop...1998: Began season in Venezuelan Summer League before moving to Gulf Coast League...Hit safely in his first 8 games with GCL O's, batting .405 (15-37)...1997: Was second in the Venezuelan Summer League with a .297 average (41-138) in 44 games for Guacara co-op team...Tied for league lead with 41 hits and was 5th in slugging pct. (.406) and tied for 3rd in runs scored (24)...Had 7 doubles, 1 triple and 2 home runs with 16 RBI...1996: Batted .273 (39-143) in 46 games for San Pedro Orioles of Dominican Summer League...Had 2 doubles, a triple and 14 RBI.

CAHILL, CASEY P. [RHP]

HT: 6-3; WT: 185; B: R; T: R; Signed by: Jim Howard; Born: Mar. 15, 1982, New Brunswick, NJ; Resides: New Brunswick, NJ; Acquired: Orioles 10th round selection in 2000 First Year Player Draft.

YEAR	CLUB	CL	W	L	ERA	G	GS	CG	SHO	SV	IP	H	R	ER	HR	HB	BB	IBB	SO	WP	BK
2000	Gulf Coast	R																			
Minor Lg. Totals																					

2000: Reported to Rookie League Gulf Coast after signing but did not pitch...Personal/Amateur: Graduated from Immaculata (NJ) HS...Played Babe Ruth and American Legion ball.

CALZADO, NAPOLEON [3B]

HT: 6-3; WT: 160; B: R; T: R; Signed by: Carlos Bernhardt; Born: Feb. 9, 1980, Santo Domingo, DR; Resides: Santo Domingo, DR; Acquired: Signed as a non-drafted free agent Sept. 11, 1996.

YEAR	CLUB	CL	AVG	G	AB	R	H	TS	2B	3B	HR	RBI	SH	SF	HBP	BB	IBB	SO	SB	CS	GDP	SLG	OBP
1997																							
1998																							
	Gulf Coast	R	.230	31	113	15	25	43	6	4	1	18	1	1	1	10	0	17	1	1	2	361	.296
1999	Bluefield	R	.291	52	199	46	59	91	11	2	6	31	0	1	3	20	1	32	9	1	2	457	.363
	Delmarva	A	.278	6	19	2	5	6	1	0	0	1	0	1	0	0	0	4	0	0	1	333	.263
2000	Gulf Coast	R	.230	31	113	15	25	43	6	4	1	18	1	1	1	10	0	17	1	1	2	361	.296
Minor Lg. Totals			.260	120	443	78	115	183	24	10	8	68	2	4	5	40	1	70	11	3	7	413	.326

2000: Led Class A Delmarva with 140 hits and 83 RBI and was named to the South Atlantic League mid-season and postseason All-Star teams...Was tied for 3rd in the Orioles minor league system with 29 stolen bases...Was named Organizational Player of the Month in May after batting .314 (38-121) with 8 doubles and 27 RBI...Went 4-for-6 with a HR and 5 RBI at Cape Fear on 4/11...Had hitting streaks of 6, 8 and 10 games...Had 41 multi-hit games on the season...1999: Had a pair of 6-game hitting streaks and a 7-game streak...Had 16 multi-hit games on the season...Hit in 8 of last 9 games of the year, bat-

ting .371 (13-35) with 9 runs and 7 RBI...Reached base in each of last 13 games...1998: Split season between Orioles teams in Dominican Summer League and Gulf Coast League...In DSL, batted .250 (22-88) with 12 steals in 25 games...In GCL, batted .444 (8-18) over 5-game stretch, 8/21-26, with 4 XBH and 8 RBI, including grand slam 8/22 vs. Royals...1997: Led San Pedro Orioles of Dominican Summer League with a .321 average (75-234), 41 runs, 26 RBI and 18 stolen bases in 64 games...Had 7 doubles and 3 triples.

CARDY, WILSON [OF]

HT: 6-3; WT: 175; B: R; T: R; **Signed by:** Salvador Ramirez; **Born:** May 8, 1984, San Pedro de Macoris, DR; **Resides:** San Pedro de Macoris, DR; **Acquired:** Signed as a non-drafted free agent, Oct. 25, 2000.

YEAR	CLUB	CL	AVG	G	AB	R	H	2B	3B	HR	RBI	SH	SF	HBP	BB	IBB	SO	SB	CS	GDP	SLG	OBP
2001																						

Will be first professional season

CATES, GARY WENDEL [2B]

HT: 5-7; WT: 160; B: R; T: R; **Signed by:** Harry Shelton; **Born:** July 3, 1981, Tampa, FL; **Resides:** Brandon, FL; **Acquired:** Orioles 39th round selection in 1999 First Year Player Draft.

YEAR	CLUB	CL	AVG	G	AB	R	H	2B	3B	HR	RBI	SH	SF	HBP	BB	IBB	SO	SB	CS	GDP	SLG	OBP	
1999	Gulf Coast	R	.268	45	127	20	34	44	7	0	1	20	5	4	5	15	1	20	11	2	0	.346	.358
2000	Delmarva	A	.251	107	311	40	76	103	18	2	1	30	12	2	4	16	0	48	11	8	3	.331	.299
Minor Lg. Totals				256	152	438	60	112	147	25	2	50	17	6	9	33	1	68	22	10	3	.336	.317

2000: Played all 4 infield positions and three games in the outfield for Class A Delmarva...Had at least one RBI in 8 consecutive games, 7/27-8/7...Had a 6-game hitting streak, 7/29-8/5...Batted .301 (28-93) with 10 RBI in 26 games in August...1999: After signing in June, did not commit an error in his first 15 games at Gulf Coast...Had an 8-game hitting streak, 7/9-22, batting .464 (13-28) with 11 runs scored...Had 2 doubles and 5 RBI on 7/17...Stole 11 bases in 13 attempts...Hit his first professional home run in last game of season...Personal/Amateur: Graduated from Brandon (FL) HS, where he earned all-county and all-state honors...Broke 7 school records and hit 30 home runs in his three-year career at Brandon.

CENATE, JOSHUA (JOSH) ROBERT [LHP]

HT: 6-1; WT: 195; B: L; T: L; **Signed by:** Marc Tramuta; **Born:** Jan. 28, 1981, Charles Town, WV; **Resides:** Charles Town, WV; **Acquired:** Orioles 5th selection (sandwich pick between 1st and 2nd rounds) of 1999 First Year Player Draft, 34th overall selection...Draft choice was acquired as compensation from St. Louis Cardinals for free agent signing of OF Eric Davis.

YEAR	CLUB	CL	W	L	ERA	G	GS	CG	SHO	SV	IP	H	R	ER	HR	HB	BB	IBB	SO	WP	BK
1999	Bluefield	R	1	5	4.46	9	0	0	0	0	38.1	45	32	19	1	3	20	0	55	5	2
2000																					
Minor Lg. Totals			1	5	4.46	9	0	0	0	0	38.1	45	32	19	1	3	20	0	55	5	2

Injured-Did Not Play

2000: Missed the entire season with a torn labrum in his left shoulder...Surgery was performed by Dr. James Andrews on April 25...1999: Spent first professional season in Bluefield...Had a 3.12 ERA (26.0IP/9ER) over his final 5 starts...Averaged 12.91 K/9.0IP, 3rd best ratio among all short season starters...Struck out 10 or more batters in 3 of his 9 starts...Personal/Amateur: Went 13-1 with a 0.71 ERA and struck out 179 batters in 89 innings his senior season as Jefferson High School (WV) and was named Second Team All-American by Baseball America...Struck out 19 batters in 7.0 innings in a state semifinal to help Jefferson win the state title...Went 34-4 in his high school career.

CENTENO, EDWIN GILBERTO [OF]

HT: 6-0; WT: 171; B: S; T: R; **Signed by:** Arturo Sanchez; **Born:** Mar. 15, 1978, Baruta, Venezuela; **Resides:** Baruta, Venezuela; **Acquired:** Signed as a non-drafted free agent Dec. 20, 1995.

YEAR	CLUB	CL	AVG	G	AB	R	H	TB	2B	3B	HR	RBI	SH	SF	HBP	BB	IBB	SO	SB	CS	GDP	SLG	OBP
1996																							
1997																							
1998																							
1999	Bluefield	R	.250	5	8	1	2	2	0	0	0	0	0	0	0	0	0	2	1	0	0	.250	.250
	Gulf Coast	R	.272	33	82	22	25	41	4	3	2	15	1	1	4	0	29	12	3	0	.446	.306	
2000	Bluefield	R	.226	37	83	26	21	28	2	1	1	12	1	0	5	21	0	35	10	0	1	.301	.395
Minor Lg. Totals			.249	75	183	49	48	71	6	4	3	27	2	1	6	25	0	64	23	3	1	.368	.352

2000: Played all 3 outfield positions for Rookie League Bluefield, with 31 of his 37 appearances coming in LF...Was 10-for-10 in stolen base attempts...Had 3 RBI and 3 stolen bases vs. Pulaski on 7/7...Drew

266

21 walks in 120 plate appearances, one every 5.7 trips to the plate...Made 3 pinch-running appearances and scored each time...1999: Began the season at Bluefield and played 5 games there before spending the rest of the season at Gulf Coast...Had 4 hits, including a triple, home run, 4 RBI and 2 stolen bases, in his first game at Gulf Coast on 7/1...Hit in 5 of 6 games, batting .391 (9-23) with 6 runs and 7 RBI, 7/9-17...Stole 12 bases in 15 attempts...1998: Played for Universidad in the Venezuelan Summer League...Batted .305 (39-128) in 40 games, with 40 runs scored and 31 stolen bases...Had a .477 slugging pct. and a .411 on-base pct...1997: Played in 39 games for Guacara co-op team in new Venezuelan Summer League and batted .189 (20-106)...Had 2 doubles, 2 triples, 1 home run and 11 RBI...Struck out 41 times...1996: Batted .234 (36-154) in 54 games for San Pedro Orioles in Dominican Summer League...Had 4 doubles, 4 triples, 3 HR and 16 RBI...Had 8 assists in 108 chances in CF.

CHOURIO, YORHANS [RHP]

HT: 6-3; WT: 180; B: R; T: R; **Signed by:** Arturo Sanchez; **Born:** Mar. 13, 1983, Burera, Venezuela; **Resides:** Burera, Venezuela; **Acquired:** Signed as a non-drafted free agent on Sept. 22, 2000.

YEAR	CLUB	CL	W	L	ERA	G	GS	CG	SHO	SV	IP	H	R	ER	HR	HB	BB	IBB	SO	WP	BK
2001																					

Will be first professional season

CORCORAN, TIMOTHY HUGH (TIM) [RHP]

HT: 6-2; WT: 190; B: R; T: R; **Signed by:** Bob Rossi (Mets); **Born:** Apr. 15, 1978, Baton Rouge, LA; **Resides:** Slaughter, LA; **Acquired:** Selected by the Orioles in the minor league phase of the Rule 5 draft, December 11, 2000.

YEAR	CLUB	CL	W	L	ERA	G	GS	CG	SHO	SV	IP	H	R	ER	HR	HB	BB	IBB	SO	WP	BK
1997	Gulf Coast	R	3	0	3.00	10	0	0	0	3	21.0	16	8	7	0	0	15	0	20	4	0
	Kingsport	R	2	0	4.24	7	0	0	0	0	17.0	12	10	8	2	3	8	2	14	2	1
1998	St. Lucie	A	0	0	8.22	4	0	0	0	0	7.2	10	7	7	1	0	2	0	8	0	0
	Capital City	A	2	3	2.61	20	1	0	0	4	46.1	43	21	14	4	5	18	0	38	3	0
1999	Capital City	A	0	3	6.44	40	3	0	0	3	75.0	62	43	37	5	9	41	0	88	6	1
2000	Capital City	A	3	5	4.05	31	0	0	0	1	53.1	46	28	24	7	4	27	2	58	11	0
Minor Lg. Totals			10	11	3.93	112	4	0	0	11	222.1	189	117	97	19	21	111	4	227	28	2

2000: Spent season at Class A Capital City in the New York Mets system...Had a 1.72 ERA (15.2IP, 3ER) in 10 appearances in May...Recorded at least one strikeout in 27 of 31 games...Longest appearance came on 6/2 vs. Augusta, when he allowed one hit in 4.1 innings while striking out a season-high 6...1999: Pitched for Cap City and held opponents to a .225 average on the season...Had 2 saves and a 2.17 ERA through his first 7 appearances, allowing just 3 hits and striking out 10 in 8.1IP...Struck out at least one batter in 38 of 40 games and averaged 10.68 K/9.0IP...Recorded 6 and 5 strikeouts in consecutive 3.0 inning stints, 7/31 and 8/4...1998: Began season at Class A St. Lucie before joining Cap City on 6/4...Earned his first save of the year on 6/14, pitching 3.0 shutout innings against Delmarva...Also pitched 3.0 scoreless innings of relief and struck out 4 on 7/30 to record his first win...1997: Began season with Mets Gulf Coast affiliate...Did not allow a run in 9.1 innings, 7/5-19...Promoted to Kingsport in the Appalachian League on 8/4...Pitched 4.1 innings and struck out 5 on 8/22 vs. Martinsville...Personal/Amateur: Attended Jackson (LA) High School and Gulf Coast JC.

CORDONES, JUAN [1B]

HT: 6-2; WT: 190; B: S; T: L; **Signed by:** Salvador Ramirez; **Born:** Nov. 17, 1981, La Guama, PR; **Resides:** La Guama, PR; **Acquired:** Signed as a non-drafted free agent on Jan. 28, 2000.

YEAR	CLUB	CL	AVG	G	AB	R	H	2B	3B	HR	RBI	SH	SF	HBP	BB	IBB	SO	SB	CS	GDP	SLG	OBP
2000																						

Dominican Summer League

2000: Batted .208 (42-203) in 68 games for San Pedro Orioles of Dominican Summer League...Tied for team lead with 8 HR.

CRUMP, JOEL THOMAS [LHP]

HT: 6-2; WT: 190; B: R; T: L; **Signed by:** Jeff Morris; **Born:** Aug. 20, 1981, Yuma, AZ; **Resides:** Yuma, AZ; **Acquired:** Orioles 17th round selection in 2000 First Year Player Draft.

YEAR	CLUB	CL	W	L	ERA	G	GS	CG	SHO	SV	IP	H	R	ER	HR	HB	BB	IBB	SO	WP	BK
2000	Gulf Coast	R	2	1	8.10	12	0	0	0	0	20.0	32	20	18	1	0	11	3	7	3	0
Minor Lg. Totals			2	1	8.10	12	0	0	0	0	20.0	32	20	18	1	0	11	3	7	3	0

2000: Made 12 relief appearances in his first pro season at Gulf Coast...Went 2-0 with a 3.52 ERA in July...Retired side in order on 7/4 to record his first win and earned his second win on 7/22 with 2 hits

267

innings of relief...**Personal/Amateur:** Graduated from Yuma (AZ) HS, where he played baseball, football, golf and wrestled...**Hobbies** include fishing, golfing and hunting.

DEL CARMEN, JOSE MANUEL [CA]

HT: 6-1; **WT:** 185; **B:** R; **T:** R; **Signed by:** Salvador Ramirez; **Born:** Aug. 25, 1983, San Pedro de Macoris, DR; **Resides:** San Pedro de Macoris, DR; **Acquired:** Signed as a non-drafted free agent, Oct. 24, 2000.

YEAR	CL	AVG	G	AB	R	H	TB	2B	3B	HR	RBI	SH	SF	HBP	BB	IBB	SO	SB	CS	GDP	SLG	OBP
2001																						

Will be first professional season

DEL ROSARIO, EMMANUEL [SS]

HT: 5-11; **WT:** 149; **B:** S; **T:** R; **Signed by:** Carlos Bernhardt; **Born:** July 8, 1981, Hato Mayor del Rey, DR; **Resides:** Hato Mayor del Rey, DR; **Acquired:** Signed as a non-drafted free agent, Nov. 7, 1997.

YEAR	CLUB	CL	AVG	G	AB	R	H	TB	2B	3B	HR	RBI	SH	SF	HBP	BB	IBB	SO	SB	CS	GDP	SLG	OBP								
1998									Dominican Summer League																						
1999	Gulf Coast	R	.244	40	123	19	30	32	2	0	0	8	4	1	2	22	0	10	10	5	2	260	365								
2000	Bluefield	R	.249	54	185	23	46	54	6	1	0	15	4	2	3	27	1	23	11	1	8	292	353								
Minor Lg. Totals			.247	94	308	42	76	86	8	1	0	23	8	3	5	49	1	33	21	6	10	280	357								

2000: Spent season at Bluefield and hit safely in 9 of first 10 games, batting .317 (13-41)... Had 4 straight multi-hit games, 8/25-28, and batted .315 (23-73) in August... Drove in 7 runs in his last 8 games of the season... 1999: Spent season with Gulf Coast Orioles... Scored 10 runs in a 5-game stretch, 7/8-19... Stole 3 bases on 7/13... Had a 5-game hitting streak, 8/16-20... 1998: Played for the Orioles' Dominican Summer League team and batted .301 (51-196) with 17 steals and 51 runs scored in 61 games... Had a .464 slugging pct. and a .444 on-base pct.

DePALM, HAILY ROSARIO [OF]

HT: 5-11; **WT:** 160; **B:** R; **T:** R; **Signed by:** Chu Halabi; **Born:** Aug. 30, 1982, Curacao, Netherlands Antilles; **Resides:** Curacao, Netherlands Antilles; **Acquired:** Signed as a non-drafted free agent, Jan. 31, 2000.

YEAR	CL	AVG	G	AB	R	H	TB	2B	3B	HR	RBI	SH	SF	HBP	BB	IBB	SO	SB	CS	GDP	SLG	OBP
2000																						

Dominican Summer League

2000: Played for San Pedro Orioles of Dominican Summer League and batted .206 (21-102) in 37 games.

DEZA, FREDY [RHP]

HT: 6-2; **WT:** 130; **B:** R; **T:** R; **Signed by:** Carlos Bernhardt; **Born:** Dec. 11, 1982, La Romana, DR; **Resides:** La Romana, DR; **Acquired:** Signed as a non-drafted free agent, Sept. 20, 1999.

YEAR	CL	W	L	ERA	G	GS	CG	SHO	SV	IP	H	R	ER	HR	HB	BB	IBB	SO	WP	BK
2000																				

Dominican Summer League

2000: Played for San Pedro Orioles of Dominican Summer League and went 7-2 with a 1.73 ERA in 13 games... Struck out 71 batters in 78.0IP and held opponents to a .201 average.

DIAZ, MAIKEL P. [SS]

HT: 5-11; **WT:** 170; **B:** R; **T:** R; **Signed by:** Arturo Sanchez; **Born:** Sept. 29, 1978, Estado Miranda, Venezuela; **Resides:** Estado Miranda, Venezuela; **Acquired:** Signed as a non-drafted free agent on Sept. 29, 1995.

YEAR	CLUB	CL	AVG	G	AB	R	H	TB	2B	3B	HR	RBI	SH	SF	HBP	BB	IBB	SO	SB	CS	GDP	SLG	OBP	
Dominion Summer League																								
1997	Frederick	A	.300	7	15	2	0	0	0	0	0	0	0	0	0	3	0	3	0	1	0	.000	.167	
	Gulf Coast	R	.255	48	137	19	35	47	5	2	1	15	3	1	0	20	0	30	18	2	1	.343	.348	
1998	Delmarva	A	.243	59	169	26	41	65	7	4	3	24	6	1	4	20	0	40	4	2	1	.365	.335	
	Bluefield	R	.330	11	40	4	12	13	1	0	0	6	0	2	0	4	0	6	2	1	0	.325	.348	
	Frederick	A	.213	13	47	3	10	10	0	0	0	4	1	0	0	1	0	10	1	1	3	.213	.229	
1999	Delmarva	A	.276	91	322	45	89	109	8	3	2	34	5	1	11	42	0	68	31	15	9	.339	.378	
2000	Bowie	AA	.133	5	15	1	2	2	0	0	0	0	1	0	0	0	0	6	0	0	0	.133	.133	
	Frederick	A	.259	74	240	31	62	73	7	2	0	22	7	1	3	31	1	58	9	7	9	.304	.349	
Minor Lg. Totals				255	740	965	131	251	319	29	11	6	105	24	6	18	121	1	221	65	29	23	.324	.345

2000: Played 5 games at AA Bowie before joining Class A Frederick in late May and spent the rest of the season with the Keys... Reached base in 14 of 16 games with an at-bat in June... Had an 11-game hitting streak, 7/8-19, batting .395 (15-38)... Hit .312 (34-109) in 32 games at SS compared to .226 (28-124) in 38 games at 3B... Reached base safely in 27 consecutive games, 7/8-8/8, batting .346 (28-81) with 10 RBI... 1999: Was selected to the South Atlantic League All-Star Team... Finished second on Delmarva in stolen bases (31) and runs (45), despite playing in just 91 games... Hit a game-winning grand slam in the top of the 9th inning in a 13-12 win over Macon on 4/9... Had 5 hits vs. Piedmont on 5/5... Hit in 7 of 8 games, 5/25-6/10, batting .406 (13-32)... Played 25 consecutive errorless games, 5/20-7/4, and did not commit an error in his final 20 games of the season... 1998: Combined to hit .246 (63-256) in 83 games between Delmarva, Bluefield and Frederick... Spent bulk of season with Delmarva... Hit .318 in first 18 games for Shorebirds... Recovered from May slump to hit .318 (14-44) in 15 games in June and was promoted to Bluefield... Played briefly there before finishing season at Frederick... Hit only .213 for Keys but batted .421 (8-19) with runners on base... 1997: Led club and was tied for 5th in Gulf Coast League with 18 stolen bases... Was 2nd on GCL Orioles in runs (19)... Hit .289 (22-76) on the road but only .213 (13-61) at home... Batted .318 (14-44) in August... 1996: Played for San Pedro Orioles of Dominican Summer League... Batted .244 (44-180) in 56 games with 7 doubles, a triple, 2 HR and 18 RBI... **Personal/Amateur:** Signed a contract on his 17th birthday... Graduated from Yare Miranda HS in Venezuela... Married to the former Jessica Bolivar (7/1/99)... Named is pronounced "Michael"... His cousin, Alex Ramirez, currently plays for the Pittsburgh Pirates.

DIAZ, RICARDO [SS]

HT: 6-4; **WT:** 150; **B:** R; **T:** R; **Signed by:** Salvador Ramirez; **Born:** Oct. 12, 1983, Santo Domingo, DR; **Resides:** Santo Domingo, DR; **Acquired:** Signed as a non-drafted free agent, Oct. 24, 2000.

YEAR	CL	AVG	G	AB	R	H	TB	2B	3B	HR	RBI	SH	SF	HBP	BB	IBB	SO	SB	CS	GDP	SLG	OBP
2001																						

Will be first professional season

EIBEY, SCOTT LEE [LHP]

HT: 6-4; **WT:** 208; **B:** L; **T:** L; **Signed by:** Fred Peterson; **Born:** Jan. 19, 1974, Waterloo, IA; **Resides:** Waterloo, IA; **Acquired:** Orioles 8th round pick in 1995 First Year Player Draft.

YEAR	CLUB	CL	W	L	ERA	G	GS	CG	SHO	SV	IP	H	R	ER	HR	HB	BB	SO	WP	BK	
1995	Bluefield	R	3	1	5.56	14	6	0	0	2	43.2	51	32	27	4	2	24	0	26	6	1
1996	High Desert	A	1	0	8.49	11	0	0	0	0	11.2	17	16	11	0	0	10	2	7	2	0
	Bluefield	R	5	1	2.80	24	0	0	0	2	45.0	30	19	14	3	3	17	0	59	4	1
1997	Delmarva	A	10	4	1.83	47	0	0	0	7	90.1	65	25	19	3	2	33	5	82	4	0
1998	Bowie	AA	1	1	4.21	24	0	0	0	0	36.1	40	20	17	5	0	14	0	29	1	1
	Frederick	A	1	2	3.86	21	0	0	0	1	35.0	47	17	15	3	0	8	0	20	3	0
1999	Frederick	A	0	2	3.72	15	0	0	0	0	29.0	26	14	12	2	0	10	1	27	0	0
	Bowie	AA	2	0	2.63	27	4	0	0	0	51.1	49	17	15	2	1	25	2	29	5	2
2000	Frederick	A	1	1	4.05	4	0	0	0	0	6.2	9	4	3	1	0	0	0	5	1	0
	Bowie	AA	4	4	5.05	37	0	0	0	0	57.0	59	34	32	8	2	25	4	32	0	0
Minor Lg. Totals			28	16	3.63	224	10	0	0	12	409.0	393	198	155	31	10	169	14	316	26	5

2000: Started an finished the year at AA Bowie and made 4 appearances at Class A Frederick in August... Recorded 4 wins in his first 12 appearances of the season... Had a 5.84 ERA in 18 appearances thru 6/10, but then allowed an earned run in only one of his next 11 appearances... Posted a 1.38 ERA in July, holding batters to a .191 average... 1999: Spent first two months of year at Frederick before being transferred to Bowie, where he spent the remainder of season... Was not scored upon in his first 8 appearances with the Baysox and allowed just 2 earned runs in his first 25.0IP with the team... Went 2-0 with a 2.06 ERA in 23 games in relief for Bowie... Made 4 starts and went 0-0 with a 3.86 ERA... 1998: Combined to go 2-3 with a 4.04 ERA in 45 games between Bowie and Frederick... Opened season at AA Bowie and made 24 relief appearances... Was 1-1 with a 3.12 ERA (17.1 IP, 6 ER) in 12 appearances through 5/8... Posted 5.21 ERA (19.0 IP, 11 ER) over his final 12 appearances... Was optioned to Frederick on 6/26... From 7/17-8/20, went 1-0 with a save and a 1.90 ERA (14.1IP, 3ER)... 1997: Led Orioles organization with 1.83 ERA... Tied for 2nd on Delmarva staff with 10 wins... Also was tied for 5th among Orioles farmhands... Did not allow an earned run in 10 outings in May (21.0 innings)... Was Shorebirds Pitcher Of The Month for May and August... Held opponents to a .198 (65-329) batting average... 1996: Remained in extended spring training until 5/7, then went to High Desert for 3 weeks... California League batters hit .321 against him in 11 games... Moved to Bluefield at start of June and Appalachian League batters hit only .183 (30-164) against him, 3rd in league... Averaged nearly 12 K/9 IP at Bluefield and allowed only 47 base runners in 45.0IP... In August, compiled a 0.53 ERA in 10 appearances, with 26 strikeouts in 17.0IP... Did not allow an earned run in 15.0 IP over his last 9 games... Combined with Amerigo Peguero and Gabe Molina to no-hit Elizabethton, 3-0, on 7/17, pitching 1.2 innings... Was voted Bluefield's most valuable pitcher... Combined to go 6-1 with 11 saves and a 3.97 ERA... 1995: Picked up first victory on 7/3, beating Huntington (co-op) 11-3... **Personal/Amateur:** Graduated in 1992 from West Waterloo

(IA) HS, where he played baseball, basketball, football and ran track...Pitched in the state championship game...Attended the University of Northern Iowa and played baseball there...Majored in elementary education...Hobbies are golf, basketball and fishing...Married the former Alexandra Rocha (12/20/97) and they have a son, Cameron (2/7/00).

ELDER, RICHARD (RICK) JOSPEH [1B]

HT: 6-6; WT: 221; B: L; T: L; Signed by: Lamar North; Born: Feb. 24, 1980, Atlanta, GA; Resides: Marietta, GA; Acquired: Orioles 1st round selection (26th overall) in 1998 First Year Player Draft.

YEAR	CLUB	CL	AVG	G	AB	R	H	2B	3B	HR	RBI	SH	SF	HBP	BB	IBB	SO	SB	CS	GDP	SLG	OBP
1998	Gulf Coast	R	.340	29	100	19	38	5	4	3	26	0	3	0	12	0	20	3	2	0	.547	.397
1999	Gulf Coast	R	.600	3	10	2	6	14	2	0	2	4	0	0	2	1	1	0	0	0	1.400	.557
	Bluefield	R	.328	48	150	35	52	98	8	4	10	40	0	3	3	30	1	57	2	0	.520	.438
	Delmarva	A	.083	11	36	7	3	9	0	0	2	4	1	0	0	10	0	15	0	0	.250	.283
2000	Delmarva	A	.083	14	48	4	4	9	1	0	1	6	0	1	0	9	0	18	0	2	.167	.224
Minor Lg. Totals			.283	103	358	67	101	187	16	9	18	80	1	7	3	63	2	111	5	4	.2	.523

2000: Was limited to 14 games at Class A Delmarva due to bone chips in his left elbow...His .083 (4-48) April average was the lowest among all minor league players for the month...Did not play after 4/29 and had surgery on his elbow on 6/8, performed by Dr. James Andrews...1999: Spent most of season at Bluefield, leading the team in triples (4) and home runs (10) despite playing in just 46 games...Was 3rd in the Appalachian League in slugging percentage (.620) and on-base percentage (.438) and 10th in average (.329)...Hit 2 home runs and had 5 RBI on 7/4 vs. Danville...Batted .337 (28-83) with 17 RBI in August...Joined Delmarva at the end of the season and walked 5 times vs. Charleston (WV) on 9/3...1998: Spent season with Gulf Coast O's after signing on 7/10...Began pro career with 10-game hitting streak, batting .325 (13-40) and driving in 7 RBI...Batted .600 (15-25) during 6-game hitting streak 8/12-18 with 6 XBH and 12 RBI...Had 12 multi-hit games and 1/3 of his hits were for extra bases...Named as 9th best prospect in Gulf Coast League and as 9th best prospect in O's farm system by *Baseball America*...Played mostly OF (15 games) after playing 1B and pitching in high school...Personal/Amateur: Graduated from Sprayberry HS in Marietta, GA, in 1998...Played 4 years of baseball and was East Cobb Player of the Year as a senior...Played football his first 2 years and basketball as a sophomore and junior...Played on the 1996 Babe Ruth League World Series champion...Enjoys working out and fishing in his free time...Single.

ESTRADA, ROBERT ANTONIO [OF]

HT: 6-2; WT: 175; B: R; T: R; Signed by: Ubaldo Heredia; Born: May 31, 1982, Paracotos, Estado Miranda, Venezuela; Resides: Paracotos, Estado Miranda, Venezuela; Acquired: Signed as a non-drafted free agent Nov. 19, 1998, to a 1999 contract.

YEAR	CLUB	CL	AVG	G	AB	R	H	2B	3B	HR	RBI	SH	SF	HBP	BB	IBB	SO	SB	CS	GDP	SLG	OBP
1999																						
2000																						

2000: Batted .284 (55-194) with 15 stolen bases for Cabudare of Venezuelan Summer League...Had a .425 on-base percentage with 48 walks in 57 games...1999: Batted .238 (36-151) in 49 games for Cabudare...Had 6 doubles and 2 triples.

FARREN, DAVID LEE [RHP]

HT: 6-1; WT: 175; B: R; T: R; Signed by: Deron Rombach; Born: Mar. 20, 1981, New Boston, TX; Resides: Texarkana, TX; Acquired: Orioles 7th round selection in the 1999 First Year Player Draft.

YEAR	CLUB	CL	W	L	ERA	G	GS	CG	SHO	SV	IP	H	R	ER	HR	HB	BB	IBB	SO	WP	BK
1999	Gulf Coast	R	1	1	0.95	10	2	0	2	18.0	17	6	2	1	2	7	0	12	1	1	
2000	Bluefield	R	2	4	8.03	15	5	0	0	37.0	59	45	33	3	4	17	0	27	4	0	
Minor Lg. Totals			3	5	5.83	25	7	0	2	55.0	76	51	35	4	6	24	0	39	5	1	

2000: Made 5 starts and 10 relief appearances for Bluefield...Pitched 3.0 scoreless innings of relief on 7/1 at Martinsville...Struck out a season-high 5 batters while allowing one run in 4.0IP to earn the win in his last outing of the year on 8/29 at Pulaski...1999: Did not allow an earned run in his 8 relief appearances (12.0IP) of the year...Started in his final two appearances of the season and allowed his first earned in the last game of the year...Finished 4 games, picking up 2 saves...Held opponents to a .236 average (17-72)...Personal/Amateur: Graduated from Texas HS...Has one child, Jordan Lee Mackenzie.

FELIX, WILKIN [RHP]

HT: 6-1; WT: 170; B: R; T: R; Signed by: Carlos Bernhardt; Born: Mar. 16, 1983, San Pedro de Macoris, DR; Resides: San Pedro de Macoris, DR; Acquired: Signed as a non-drafted free agent, Sept. 26, 1999.

YEAR	CLUB	CL	W	L	ERA	G	GS	CG	SHO	SV	IP	H	R	ER	HR	HB	BB	IBB	SO	WP	BK
2000																					
2000																					

FERRAND, MANUEL [OF]

HT: 6-1; WT: 165; B: R; T: R; Signed by: Carlos Bernhardt; Born: Mar. 11, 1983, La Romana, DR; Resides: La Romana, DR; Acquired: Signed as a non-drafted free agent on Feb. 17, 2000.

YEAR	CLUB	CL	AVG	G	AB	R	H	2B	3B	HR	RBI	SH	SF	HBP	BB	IBB	SO	SB	CS	GDP	SLG	OBP
2000																						

2000: Batted .305 (61-200) in 58 games for San Pedro Orioles of Dominican Summer League...Was second on the team with 13 stolen bases.

FIGUEROA, FRANCISCO (FRANKY) [1B]

HT: 6-6; WT: 239; B: R; T: R; Signed by: Dean Decillis; Born: Feb. 9, 1977, Orlando, FL; Resides: Hialeah, FL; Acquired: Orioles 5th round selection in 1996 First Year Player Draft.

YEAR	CLUB	CL	AVG	AB	R	H	2B	3B	HR	RBI	SH	SF	HBP	BB	IBB	SO	SB	CS	GDP	SLG	OBP		
1996	Gulf Coast	R	.340	43	150	22	51	9	1	0	23	0	2	3	8	0	25	3	0	7	.407	.380	
1997	Delmarva	A	.179	7	28	2	5	6	1	0	0	3	0	0	0	0	8	0	0	2	.214	.179	
	Bluefield	R	.267	63	243	32	65	105	14	1	8	41	0	1	2	14	0	70	4	2	3	.432	.312
1998	Delmarva	A	.276	137	515	61	142	218	29	4	13	94	0	11	14	14	1	113	8	0	15	.423	.307
	Frederick	A	.158	4	19	2	3	7	1	0	1	3	0	0	1	0	0	4	0	0	0	.388	.200
1999	Frederick	A	.250	132	527	59	132	289	20	3	17	78	0	5	7	32	0	138	2	3	21	.397	.299
2000	Frederick	A	.255	126	490	58	125	199	23	0	17	87	1	7	6	22	3	109	1	3	15	.406	.291
Minor Lg. Totals			.286	512	1972	236	523	805	96	8	56	329	1	26	33	90	4	467	18	8	63	.409	.305

2000: Spent his 2nd season at Class A Frederick and was among league leaders in RBI (2nd, 87), HR (5th, 17) and at-bats (5th, 490)...Had 21 RBI in 22 games in April...Hit a 2-run, game-winning HR in the bottom of the 9th inning for a 6-5 win over Potomac on 4/26...Had a career-high 6 RBI on 5/29 at Lynchburg...Batted just .207 in July, including an 0-for-42 stretch, 7/20-8/2...Had a 17-game hitting streak, 8/4-16, batting .371 (23-62) with 4 HR and 14 RBI...Hit a pair of two-run homers in a 4-3 win over Winston-Salem on 8/26...1999: Led Frederick in home runs (17), RBI (78), total bases (209) and slugging percentage (.397)...Led the Carolina League with 21 GDPs and was 2nd in the CL with 527 at-bats and 138 strikeouts...Hit two home runs vs. Kinston on 5/19...Had an 8-game hitting streak, 7/23-30, with 6 multi-hit games during that span...Batted .308 (33-108) in August...1998: Spent season at Delmarva before promotion to Frederick on 9/2...Batted .302 (32-106) in April and .304 (31-102) in August with Delmarva, but batted .257 (79-307) in between...Had 40 multi-hit games for Delmarva and was 3rd in South Atlantic League in games (137) and T3rd with 94 RBI...His 97 RBI overall ranked 3rd in Orioles organization and 11th among all Class A players...Did not walk in his 1st 56 games (217 AB), the 3rd longest streak among all minor leaguers all season...Was 2nd in the SAL to teammate Eddy Garabito with 11 sac flies...Hit safely in final 13 games with an AB, going 18-for-48 (.375) with 12 XBH and 14 RBI...1997: Sent to Bluefield after 7 games at Delmarva...Had .432 slugging pct. for Appalachian League champs...Hit .455 (20-44) during 10-game hitting streak, 8/12-21...Had 5-hit game July 13 vs. Danville...1996: Was 3rd in Gulf Coast League with a .340 batting average...Was named to GCL post-season All-Star team...Hit .419 (18-43) over 10 games, 8/15-25, with 8 runs and 9 RBI...Played briefly for Ponce in the Puerto Rican Winter League following the season...Personal/Amateur: Attended Florida Bible HS...Married to the former Olga Segura (11/27/99).

FLEMING, ISAAC [RHP]

HT: 6-1; WT: 170; B: R; T: R; Signed by: Carlos Bernhardt; Born: May 14, 1981, San Pedro de Macoris, DR; Resides: San Pedro de Macoris, DR; Acquired: Signed as a non-drafted free agent, Mar. 15, 1999.

YEAR	CLUB	CL	W	L	ERA	G	GS	CG	SHO	SV	IP	H	R	ER	HR	HB	BB	IBB	SO	WP	BK
1999																					
2000																					

2000: Went 4-0 with a 2.88 ERA (34.1IP, 11ER) for San Pedro Orioles of Dominican Summer League...Struck out 47 batters in 34.1IP and held opponents to a .178 average...1999: Went 3-1 with a

3.42 ERA (23.2IP/9ER) for San Pedro Orioles...Pitched in 8 games, including 7 starts, and held opponents to a .153 average (17-111).

FLEMING, TRAVIS SCOTT [RHP]

HT: 6-4; WT: 190; B: R; T: R; Signed by: Ed Sprague; Born: Sept. 26, 1976, Arcata, CA; Resides: McKinleyville, CA; Acquired: Signed as a non-drafted free agent, June 16, 1999.

YEAR	CLUB	CL	W	L	ERA	G	GS	CG	SHO	SV	IP	H	R	ER	HR	HB	BB	IBB	SO	WP	BK
1999	Gulf Coast	R	1	1	1.13	4	3	0	0	0	16.0	12	2	2	0	0	2	0	21	1	1
	Delmarva	A	2	1	4.70	14	1	0	0	1	38.1	38	24	20	4	1	14	0	33	3	0
2000	Delmarva	A	7	2	3.88	53	0	0	0	11	72.0	74	32	31	7	2	21	3	85	2	0
Minor Lg. Totals			10	4	3.78	71	4	0	0	12	126.1	122	56	53	11	3	37	3	139	6	1

2000: Led Delmarva relievers in wins (7), saves (11) and strikeouts (85)...Tied for 2nd in the SAL in games (53) and was tied for 5th in relief points (43)...Pitched 3.2 scoreless innings and struck out 6 to pick up the victory on 6/3 at Hagerstown...Also struck out 6 batters over 3.0 shutout innings to get the win over Charleston (SC)...Earned a victory and 3 saves in the playoffs, allowing just one hit while striking out 10 in 6.1 scoreless innings of relief...1999: Joined the organization after signing as a non-drafted free agent on 6/16...Made 3 starts for Gulf Coast and went 1-0 with a 0.64 ERA...Transferred to Delmarva in July and made 14 appearances for the Shorebirds, including one start...Earned the win on 7/19 vs. Charleston (WV), pitching the final 5.2 innings without allowing a run while striking out 7...Personal/Amateur: Attended University of Pacific...Enjoys hunting and watching movies in his spare time.

FORD, THOMAS STERLING (TOM) [LHP]

HT: 6-0; WT: 200; B: L; T: L; Signed by: Gil Kubski; Born: Nov. 8, 1976, Santa Rosa, CA; Resides: Santa Rosa, CA; Acquired: Signed as a non-drafted free agent on May 25, 2000.

YEAR	CLUB	CL	W	L	ERA	G	GS	CG	SHO	SV	IP	H	R	ER	HR	HB	BB	IBB	SO	WP	BK
2000	Bluefield	R	1	0	3.93	19	0	0	0	3	36.2	27	19	16	2	2	15	0	41	1	2
Minor Lg. Totals			1	0	3.93	19	0	0	0	3	36.2	27	19	16	2	2	15	0	41	1	2

2000: Spent first pro season at Rookie League Bluefield...Earned his only win on 7/16 vs. Johnson City, pitching 3.2 scoreless innings, allowing one hit and striking out 4...Posted a 2.20 ERA (16.1IP, 4ER) over 8 outings in July...Struck out 31 batters in 24.0IP over his final 11 appearances...Personal/Amateur: Attended University of Hawaii-Hilo.

FORYSTEK, BRIAN [LHP]

HT: 6-1; WT: 175; B: L; T: L; Signed by: Troy Hoemer; Born: Oct. 30, 1978, Palos Park, IL; Resides: Palos Park, IL; Acquired: Orioles 14th round selection in the 2000 First Year Player Draft.

YEAR	CLUB	CL	W	L	ERA	G	GS	CG	SHO	SV	IP	H	R	ER	HR	HB	BB	IBB	SO	WP	BK
2000	Gulf Coast	R	4	0	3.72	11	0	0	0	1	19.1	18	10	8	1	1	8	2	29	3	0
	Frederick	A	1	0	1.35	3	0	0	0	0	6.2	5	1	1	0	0	1	0	7	1	0
Minor Lg. Totals			5	0	3.12	14	0	0	0	1	26.0	23	11	9	1	1	9	2	35	4	0

2000: Spent most of the year at Gulf Coast before appearing in 3 games for Class A Frederick at the end of the season...Ranked 4th among GCL relievers with 13.09 strikeouts/9.0IP...Allowed runs in 3 of his 11 games with the Orioles...Earned the win on 8/18, pitching 3.1 scoreless innings and striking out 6...Pitched 3.0 shutout innings, allowing one hit, in his Frederick debut on 8/24 vs. Salem...Personal/Amateur: Graduated Carl Sandburg HS and Illinois State University with a degree in social sciences.

FOY, RUDIARD [OF]

HT: 6-2; WT: 170; B: R; T: R; Signed by: Salvador Ramirez; Born: Dec. 28, 1982, San Pedro de Macoris, DR; Resides: San Pedro de Macoris, DR; Acquired: Signed as a non-drafted free agent on Jan. 28, 2000.

YEAR	CLUB	CL	AVG	G	AB	R	H	TB	2B	3B	HR	RBI	SH	SF	HBP	BB	IBB	SO	SB	CS	GDP	SLG	OBP
2000	Dominican Summer League																						

2000: Batted .213 (17-80) in 31 games for San Pedro Orioles of Dominican Summer League.

FRANCISCO, RUBEN D. [OF]

HT: 6-0; WT: 160; B: L; T: L; Signed by: Carlos Bernhardt; Born: May 13, 1981, San Pedro de Macoris,

DR; Resides: San Pedro de Macoris, DR; Acquired: Signed as a non-drafted free agent, Nov. 7, 1997.

YEAR	CLUB	CL	AVG	G	AB	R	H	TB	2B	3B	HR	RBI	SH	SF	HBP	BB	IBB	SO	SB	CS	GDP	SLG	OBP
1998	Dominican Summer League																						
1999	Dominican Summer League																						
2000	Gulf Coast	R	.205	46	151	32	31	45	4	2	2	17	7	2	2	14	0	22	7	2	4	.298	.278
Minor Lg. Totals			.205	46	151	32	31	45	4	2	2	17	7	2	2	14	0	22	7	2	4	.298	.278

2000: Hit safely in 5 straight games, 6/20-25, batting .318 (7-22)...Was tied for 10th among all short season players with 7 sac hits...Had 4 outfield assists in 45 games...Batted just .157 (8-51) in 18 games in July...1999: Batted .324 (33-102) in 29 games for San Pedro Orioles of Dominican Summer League...Had 5 doubles and 3 triples and led the team with 17 RBI...1998: Played for San Pedro Orioles in DSL and batted .237 (31-131) in 41 games...Had 6 doubles and 4 triples with 17 RBI.

GARABITO, EDDY JORGE [2B]

HT: 5-8; WT: 172; B: S; T: R; Signed by: Orlando Alvarez; Born: Dec. 2, 1978, Manreza, DR; Resides: Manreza, DR; Acquired: Signed as a non-drafted free agent, Mar. 30, 1996.

YEAR	CLUB	CL	AVG	G	AB	R	H	TB	2B	3B	HR	RBI	SH	SF	HBP	BB	IBB	SO	SB	CS	GDP	SLG	OBP
1996	Dominican Summer League																						
1997	Delmarva	A	.000	2	4	0	0	0	0	0	0	0	0	0	0	0	0	0	0	0	0	.000	.000
	Bluefield	R	.303	61	231	47	70	103	12	3	5	44	2	7	3	21	0	30	26	9	5	.446	.359
1998	Delmarva	A	.247	135	481	81	119	182	20	8	9	66	4	12	5	44	3	93	25	15	9	.378	.310
	Frederick	A	.211	4	19	4	4	7	1	1	0	2	0	0	0	1	0	5	0	1	0	.368	.260
1999	Frederick	A	.256	132	539	76	138	188	24	4	6	77	8	10	4	52	1	88	38	19	7	.349	.321
2000	Rochester	AAA	.086	9	35	3	3	4	1	0	0	0	0	0	0	2	0	10	1	0	2	.114	.105
	Bowie	AA	.251	116	482	72	121	169	21	3	6	52	8	7	5	27	1	55	22	9	7	.344	.294
Minor Lg. Totals			.254	459	1791	283	455	650	79	19	26	241	22	36	17	147	5	261	112	52	30	.363	.311

2000: Spent most of the season at AA Bowie with a brief stint at AAA Rochester...Went 5-for-5 at Binghamton on 5/25...Also had a pair of 4-hit games...Had an 11-game hitting streak, 6/15-7/5, batting .318 (14-44)...Had a .284 average (55-194) when batting leadoff for the season...1999: Led the Carolina League in at-bats (539), sac flies (10) and caught stealing (18)...Was 3rd in the league in stolen bases (38) and 5th in hits (138)...Batted first or second in the order for the entire season and was 2nd on the team with 77 RBI...Opened the season with a 7-game hitting streak, batting .387 (12-31), and had five other hitting streaks of 6 games or more...Had a 10-game hitting streak, 6/1-10, batting .422 (19-45) with 10 runs and 10 RBI...Batted .342 (38-11) in June...Reached base via hit or walk in 44 of final 47 games of the year...1998: Played in career-high 139 games, spending most of season with Delmarva...Tied for South Atlantic League lead in triples (8) and tied for 5th in games (135)...Led SAL and was tied for most sac flies among all Class A players with 12...Had 35 multi-hit games for Shorebirds...Joined Frederick on 9/2 for final 4 games...1997: Was 2nd on Bluefield in batting (.303)...Led team and was tied for 2nd in Appalachian League with 26 steals, including 3 in one on 6/21 at Burlington...Was Appy League's top defensive 2B...Played for San Pedro Orioles in Dominican Winter League and batted .263 (17-60)...1996: Batted .275 (69-251) for San Pedro Orioles in Dominican Summer League...Was tied for 4th in league in triples (6)...Also had 9 doubles and 1 HR...Led club in hits and RBI (28)...Also had 25 SB in 35 attempts...Personal/Amateur: Graduated from high school in June '95...Played for Carina Indios amateur team in Manreza.

GARCIA, ISRAEL [RHP]

HT: 6-1; WT: 185; B: R; T: R; Signed by: Carlos Bernhardt; Born: Dec. 22, 1982, Pedernales, DR; Resides: Pedernales, DR; Acquired: Signed as a non-drafted free agent, May 30, 2000.

YEAR	CLUB	CL	W	L	ERA	G	GS	CG	SHO	SV	IP	H	R	ER	HR	HB	BB	IBB	SO	WP	BK	
2000	Dominican Summer League																					

2000: Went 0-3 with a 1.47 ERA in 4 games for San Pedro Orioles of Dominican Summer League...Struck out 23 batters in 18.1 innings and held opponents to a .212 average.

GARCIA, JOHNNY DOMINQUEZ [CA]

HT: 6-0; WT: 195; B: R; T: R; Signed by: Salvador Ramirez; Born: Sept. 8, 1981, San Esteban, DR; Resides: Halo Mayor, DR; Acquired: Signed as a non-drafted free agent, Apr. 8, 2000.

YEAR	CLUB	CL	AVG	G	AB	R	H	TB	2B	3B	HR	RBI	SH	SF	HBP	BB	IBB	SO	SB	CS	GDP	SLG	OBP
2000	Dominican Summer League																						

2000: Batted .092 (6-65) in 27 games for San Pedro Orioles of Dominican Summer League.

GARCIA, NICOLAS (NICK) [SS]

HT: 5-11; WT: 165; B: R; T: R; Signed by: Jeff Morris; Born: May 2, 1980, Sonora, Mexico; Resides: Sonora, Mexico; Acquired: Orioles 19th round selection in the 1999 First Year Player Draft.

YEAR	CLUB	CL	AVG	G	AB	R	H	2B	3B	HR	RBI	SH	SF	HBP	BB	IBB	SO	SB	CS	GDP	SLG	OBP	
1999	Gulf Coast	R	.229	21	70	12	16	30	5	0	3	15	0	3	2	4	0	10	1	2	1	.429	.278
2000	Gulf Coast	R	.250	6	24	0	6	6	0	0	0	3	0	0	1	0	0	3	0	1	1	.250	.280
	Bluefield	R	.283	41	159	21	45	59	7	0	2	13	1	0	1	5	0	31	6	2	5	.365	.329
Minor Lg. Totals			.265	66	253	33	67	94	12	0	5	31	1	3	4	9	0	44	7	5	7	.372	.298

2000: Played in 6 games at Gulf Coast to begin the season before joining Bluefield, where he reached base safely in 30 of his 41 games...Had a 12-game hitting streak, 7/25-8/9, batting .380 (19-50)...Went 4-for-4 on 8/6 vs. Princeton...Batted .319 (22-69) in 18 games in August...1999: Spent first professional season at Gulf Coast...Had two extra-base hits and 5 RBI on 7/21...Went 4-for-7 with 2 home runs, 4 runs and 6 RBI in final two games of the year...Personal/Amateur: Attended Desert View HS in Arizona...Single.

GARCIA, SONNY C. [RHP]

HT: 6-3; WT: 215; B: R; T: R; Signed by: Jim Robinson; Born: Sept. 10, 1976, Houston, TX; Resides: Houston, TX; Acquired: Orioles 47th round selection in 1998 First Year Player Draft.

YEAR	CLUB	CL	W	L	ERA	G	GS	CG	SHO	SV	IP	H	R	ER	HR	HB	BB	IBB	SO	WP	BK
1998	Bluefield	R	4	2	2.04	12	8	0	0	0	57.1	39	15	13	2	1	19	0	77	3	4
	Delmarva	A	2	0	2.52	4	4	1	0	0	25.0	17	9	7	2	1	9	0	21	5	1
1999	Delmarva	A	3	5	5.81	13	12	0	0	0	62.0	68	46	40	6	9	19	0	44	5	0
2000	Delmarva	A	6	7	3.74	26	21	1	0	0	110.2	106	55	46	12	5	38	1	123	2	1
Minor Lg. Totals			15	14	3.74	55	45	2	0	0	255.0	230	125	106	22	15	85	1	285	15	6

2000: Tied for second on the Delmarva staff with 123 strikeouts, averaging 10 K/9.0IP...Allowed one run on 2 hits in 8.0 innings while striking out 8 in a victory over Cape Fear on 7/1...Went 2-0 with a 0.75 ERA in 2 playoff outings...Held right-handed batters to a .215 average for the season...1999: Spent season at Delmarva and made 13 appearances, including 12 starts...Pitched 8.0 shutout innings and allowed 3 hits on 6/11 vs. Hagerstown...Went 2-0 with a 1.80 ERA with 15 strikeouts in 15.0IP in July...Pitched 7.0 scoreless innings in his final start on 7/19 before going on the DL for the remainder of the season with a dislocated shoulder...1998: Led the Appalachian League and was 15th among all short-season pitchers with a 2.04 ERA...Led Appy League with 11.49 K/9IP and was 2nd in loop with 77 strikeouts...Was 2nd among starting pitchers with .195 batting average against and 4th with 9.49 runners allowed/9IP...Promoted to Class A Delmarva in mid-August...Combined to go 6-2 with a 2.19 ERA (62.1IP, 20ER) in 16 games, including 12 starts...Personal/Amateur: Married to the former Stephanie Ramirez (2/6/99)...Graduated from Charles H. Milby HS in 1994...Was 2-time all-district pick...Was District MVP and Allen Russell MVP in Houston area as a senior and earned All-Greater Houston 2nd team honors...Played 3 years at Texas Southern University and won NCAA Division I ERA title with a 1.77 ERA in 1997...Was 2-time All-Southwest Athletic Conference (SWAC) and 2nd team All-South selection...Coaches little league sports and attends Texas Southern in the offseason...Was on Dixie Little League team that won area championship.

GIBBS, MARK EDWARD [SS]

HT: 6-0; WT: 185; B: R; T: R; Signed by: Marc Tramuta; Born: Aug. 16, 1977, Annapolis, MD; Resides: Davidsonville, MD; Acquired: Signed as a non-drafted free agent on June 21, 2000.

YEAR	CLUB	CL	AVG	G	AB	R	H	TB	2B	3B	HR	RBI	SH	SF	HBP	BB	IBB	SO	SB	CS	GDP	SLG	OBP
2000	Gulf Coast	R	.259	44	143	23	37	48	8	0	1	12	1	2	7	23	1	33	13	2	1	.338	.383
Minor Lg. Totals			.259	44	143	23	37	48	8	0	1	12	1	2	7	23	1	33	13	2	1	.338	.383

2000: Hit safely in 5 straight and 8 of his first 9 games of the season...Reached base safely in 33 of 41 games with an at-bat...Played all 4 infield positions and 3 games in RF...Had 13 steals in 15 attempts on the season...Personal/Amateur: Attended George Mason University.

GORDON, ALEXIS (ALEX) KARL [OF]

HT: 6-4; WT: 211; B: L; T: L; Signed by: John Gillette; Born: Mar. 3, 1980, Seattle, WA; Resides: Seattle, WA; Acquired: Signed as a non-drafted free agent Aug. 8, 1998, to a 1999 contract.

YEAR	CLUB	CL	AVG	G	AB	R	H	2B	3B	HR	RBI	SH	SF	HBP	BB	IBB	SO	SB	CS	GDP	SLG	OBP	
1999	Gulf Coast	R	.360	36	125	25	45	82	7	6	6	34	0	1	0	14	2	37	12	2	1	.656	.421
	Bluefield	R	.333	27	105	29	35	74	4	4	9	32	0	1	2	13	1	35	4	1	0	.705	.413
	Bluefield	R	.269	60	223	36	60	122	17	3	13	48	0	4	1	29	0	105	3	0	5	.547	.350
2000	Delmarva	A	.000	1	2	0	0	0	0	0	0	0	0	0	0	0	0	2	0	0	0	.000	.000
Minor Lg. Totals			.308	124	455	67	140	278	29	13	28	114	0	6	3	56	3	179	19	3	6	.611	.383

2000: Led Appalachian League in HR (13), total bases (122) and extra base hits (33)...Also ranked among league leaders in RBI (T2nd, 48), slugging percentage (.547) and doubles (4th, 17)...Led all short-season players with 105 strikeouts...Was named Appy League Player of the Month in August, batting .307 with 8 HR and 31 RBI...Went 4-for-6 with 2 HR and 7 RBI in a 16-1 win over Burlington on 8/10...Hit safely in 8 of 9 games, 7/21-8/1, batting .486 (17-35) with 5 HR and 11 RBI...1999: Batted a combined .348 with 15 home runs and 66 RBI in his first professional season...Began the season at Gulf Coast and led the league in triples (6) and tied for 3rd in home runs (6) and RBI (34), despite being transferred to Bluefield on July 31...Among short-season players, was first in triples (10), 2nd in slugging percentage (.678), 6th in RBI (66), 7th in home runs (15), 9th in total bases (156) and 9th in extra-base hits (36)...Had a 13-game hitting streak, July 13-28, batting .490 (24-49) with 5 home runs, 18 RBI and 14 runs...Played 27 games with Bluefield and was 2nd on the team in triples (4) and home runs (9)...Hit safely in 12 of last 13 games of the season, batting .354 (17-48) with 3 home runs, 17 RBI and 13 runs...Personal/Amateur: Is a '98 graduate of Roosevelt HS in Seattle...Played baseball all 4 years...Played Little League and American Legion ball in Seattle.

GORMAN, PATRICK GERARD (PAT) [RHP]

HT: 6-2; WT: 230; B: R; T: R; Signed by: Joe Nigro (Mets); Born: Aug. 16, 1977, Suffern, NY; Resides: Valley Cottage, NY; Acquired: From New York Mets along with RHP Leslie Brea, 3B Mike Kinkade and OF Melvin Mora in exchange for SS Mike Bordick, July 28, 2000.

YEAR	CLUB	CL	W	L	ERA	G	GS	CG	SHO	SV	IP	H	R	ER	HR	HB	BB	IBB	SO	WP	BK
1997	Gulf Coast	R	1	1	1.80	11	0	0	0	5	15.0	10	3	3	0	0	4	1	13	0	0
1999	Capital City	A	5	5	5.01	42	0	0	0	5	70.0	74	53	39	2	5	46	0	66	3	2
1999	Capital City	A	1	1	11.78	15	0	0	0	0	18.1	28	27	24	4	0	19	0	19	4	0
	St. Louis	A	3	2	3.21	19	0	0	0	1	33.2	30	17	12	3	2	20	1	40	5	0
2000	Capital City	A	2	2	1.93	30	0	0	0	15	37.1	24	10	8	1	1	28	2	54	9	6
	Delmarva	A	0	0	0.00	2	0	0	0	1	2.2	1	0	0	0	1	1	0	5	0	0
	Frederick	A	0	0	1.29	7	0	0	0	5	7.0	6	1	1	0	0	4	0	7	0	0
Minor Lg. Totals			12	11	4.26	126	0	0	0	32	184.0	173	111	87	10	9	122	4	204	21	2

2000: Began the season at Class A Cap City in the Mets system before being traded to the Orioles, where he appeared in 2 games for Delmarva and 7 games for Frederick...Finished 36 of the 39 games in which he appeared on the season, saving 21 games...Led all Class A relievers and was 4th among all minor league relief pitchers with 12.64 K/9.0IP...Recorded at least one strikeout in 35 of 39 games on the season...Held opposing batters to a .182 average...1999: Spent the first two months of the season at Cap City before being transferred to Pittsfield...Struck out a combined 59 batters in 52.1IP...Had a 1.42 ERA over his final 7 appearances of the year...1998: Ranked 8th in appearances (42) among pitchers in Mets system...1997: Led Gulf Coast Mets with 5 saves...Personal/Amateur: Attended Albertus Magnus High School and Rockland Junior College in New York...Was selected by Mets in 45th round of 1996 First Year Player Draft.

GREDVIG, DOUG [1B]

HT: 6-3; WT: 225; B: R; T: R; Signed by: Ed Sprague; Born: Aug. 25, 1979, Rossville, CA; Resides: Sacramento, CA; Acquired: Orioles 5th round selection in 2000 First Year Player Draft.

YEAR	CLUB	CL	AVG	G	AB	R	H	2B	3B	HR	RBI	SH	SF	HBP	BB	IBB	SO	SB	CS	GDP	SLG	OBP
2000	Gulf Coast	R	.444	2	9	0	4	4	0	0	1	0	0	0	0	0	1	0	0	0	.444	.444
	Delmarva	A	.220	56	186	28	41	71	12	0	6	24	0	1	35	0	48	3	5	2	.382	.347
Minor Lg. Totals			.231	58	195	28	45	75	12	0	7	24	0	1	35	0	49	3	5	2	.385	.351

2000: Went 4-for-9 in 2 games for Gulf Coast after signing in June before moving on to Class A Delmarva, where he spent the remainder of the season...Was tied for 3rd on the Shorebirds with 6 HR, despite playing in only 56 games...Started 40 games as DH and 12 games at 1B...Had 5 RBI on 6.29 vs. Charleston (WV) and 4 RBI at Asheville on 7/18...Personal/Amateur: Attended Sacramento JC...Hobbies are hunting, fishing and golf.

GUERRERO, FRANCISCO [SS]

HT: 6-0; WT: 150; B: R; T: R; Signed by: Carlos Bernhardt; Born: May 5, 1983, San Pedro de Macoris, DR; Resides: San Pedro de Macoris, DR; Acquired: Signed as a non-drafted free agent, Oct. 24, 2000.

YEAR	CL	AVG	G	AB	R	H	TB	2B	3B	HR	RBI	SH	SF	HBP	BB	IBB	SO	SB	CS	GDP	SLG	OBP
2001																						

Will be first professional season

GUERRERO, HENRY [CA]

HT: 6-0; **WT:** 175; **B:** R; **T:** R; **Signed by:** Arturo Sanchez; **Born:** Apr. 4, 1982, Carabobo, Venezuela; **Resides:** Carabobo, Venezuela; **Acquired:** Signed as a non-drafted free agent, Feb. 26, 2000.

YEAR	CL	AVG	G	AB	R	H	TB	2B	3B	HR	RBI	SH	SF	HBP	BB	IBB	SO	SB	CS	GDP	SLG	OBP
2000																						

Venezuelan Summer League

2000: Batted .228 (26-114) in 42 games for Cabudare of Venezuelan Summer League.

GUTIERREZ, FERNANDO JOSE [RHP]

HT: 6-2; **WT:** 210; **B:** R; **T:** R; **Signed by:** Arturo Sanchez; **Born:** Sept. 25, 1960, Portuguesa, Venezuela; **Resides:** Portuguesa, Venezuela; **Acquired:** Signed as a non-drafted free agent on July 2, 1997 to a 1998 contract.

YEAR	CLUB	CL	AVG	G	AB	R	H	TB	2B	3B	HR	RBI	SH	SF	HBP	BB	IBB	SO	SB	CS	GDP	SLG	OBP
1996	Gulf Coast	R	.185	32	92	10	17	21	3	0	0	5	0	0	3	9	0	19	2	1	2	218	278

1999	Gulf Coast	R	185	12	92	10	17	21	3	0	0	5	0	0	3	9	0	19	2	1	2	218	278
1999	Bluefield	R	269	23	78	5	21	28	7	0	0	11	0	0	1	4	0	19	0	1	0	359	313
Minor Lg. Totals			224	55	170	15	38	49	10	0	0	16	0	0	4	13	0	38	2	2	2	289	290

Minor Lg. Totals		224	55	170	15	38	49	10	0	0	16	0	0	4	13	0	38	2	2	2	289	295
------------------	--	-----	----	-----	----	----	----	----	---	---	----	---	---	---	----	---	----	---	---	---	-----	-----

YEAR	CLUB	CL	W	L	ERA	G	GS	CG	SHO	SV	IP	H	R	ER	HR	HB	BB	IBB	SO	WP	BK
2000	Gulf Coast	R	3	2	5.25	17	0	0	0	1	24.0	22	15	14	1	1	20	3	28	2	5
Minor Lg. Totals			3	2	5.25	17	0	0	0	1	24.0	22	15	14	1	1	20	3	28	2	5

Minor Lg. Totals		3	2	5.25	17	0	0	0	0	1	24.0	22	15	14	1	1	20	3	28	2	5
------------------	--	---	---	------	----	---	---	---	---	---	------	----	----	----	---	---	----	---	----	---	---

2000: Converted to pitcher and spent the season at Gulf Coast...After allowing 3 runs in 0.2IP in his first appearance, did not allow a run over his next 7 outings (6.1IP)...Struck out a season-high 4 batters on 3 occasions, including 8/17, when he pitched 4 shutout innings of relief to earn the win...1999: Batted .351 (13-37) with 5 extra-base hits and 10 RBI in August...Went 6-for-13 with 5 RBI over a 3-game stretch, 8/3-9...Finished the season with a 4-game hitting streak...1998: Finished the season with a 5-game hitting streak, batting .412 (7-17), to raise average 52 points.

HADAD, JORGE ABRAHAM [CA]

HT: 6-2; **WT:** 170; **B:** R; **T:** R; **Signed by:** Joe Almaraz; **Born:** May 4, 1982, Mexico City, MX; **Resides:** Mexico City, MX; **Acquired:** Signed as a non-drafted free agent on Jan. 25, 2001.

YEAR	CL	AVG	G	AB	R	H	TB	2B	3B	HR	RBI	SH	SF	HBP	BB	IBB	SO	SB	CS	GDP	SLG	OBP
2001																						

Will be first professional season

Personal/Amateur: Attended West Minister College HS in Mexico.

HALE, BEAU [RHP]

HT: 6-2; **WT:** 200; **B:** R; **T:** R; **Signed by:** Deron Rombach; **Born:** Dec. 1, 1978, Mauriceville, TX; **Resides:** Mauriceville, TX; **Acquired:** Orioles 1st round selection (14th overall) in 2000 First Year Player Draft.

YEAR	CLUB	CL	W	L	ERA	G	GS	CG	SHO	SV	IP	H	R	ER	HR	HB	BB	IBB	SO	WP	BK
2001																					

Will be first professional season

2000: Signed on 8/18 to a 2001 contract...Participated in the Orioles Florida Instructional League in the fall...Personal/Amateur: Went 12-6 with a 3.10 ERA and 129 strikeouts in 145.1 innings in his junior year at the University of Texas in 2000, helping the Longhorns to the College World Series...Was one of five finalists for the Golden Spikes Award, given annually to the nation's top amateur player...Pitched the first no-hitter in Big 12 history against Sam Houston on February 11, 2000.

HAMILTON, JAMES (JIMMY) ALLEN [LHP]

HT: 6-3; **WT:** 205; **B:** R; **T:** L; **Signed by:** Kasey McKeon (Indians); **Born:** Aug. 1, 1975, Harrisonburg, VA; **Resides:** Weyers Cave, VA; **Acquired:** Traded to Orioles from Cleveland as PTBNL in exchange for DH Harold Baines, Aug. 31, 1999.

YEAR	CL	W	L	ERA	G	GS	CG	SHO	SV	IP	H	R	ER	HR	HB	BB	IBB	SO	WP	BK
1997																				

Will be first professional season

YEAR	CL	W	L	ERA	G	GS	CG	SHO	SV	IP	H	R	ER	HR	HB	BB	IBB	SO	WP	BK
1998																				

Will be first professional season

YEAR	TEAM	CL	W	L	ERA	G	GS	CG	SHO	SV	IP	H	R	ER	HR	HB	BB	IBB	SO	WP	BK
1996	Burlington	R	1	3	4.00	10	10	0	0	0	45.0	45	22	20	7	3	16	0	50	6	0
1997	Columbus	A	5	7	4.46	22	22	0	0	0	123.0	123	68	61	10	0	66	0	137	11	0
1998	Kinston	A	4	6	2.75	44	0	0	0	4	75.1	61	25	23	5	4	21	5	83	4	0
1999	Akron	AA	0	2	3.73	25	0	0	0	2	31.1	19	14	13	1	1	24	2	27	4	0
	Buffalo	AAA	1	2	5.18	26	0	0	0	0	24.1	24	22	14	3	1	27	0	25	1	0
	Rochester	AAA	0	0	13.50	3	0	0	0	0	2.0	1	3	3	0	0	4	0	2	0	0
2000	Rochester	AAA	0	0	0.00	2	0	0	0	0	1.0	0	0	0	0	0	0	1	0	1	0
	Bowie	AA	6	4	3.75	51	0	0	0	4	57.2	53	28	24	8	1	29	1	49	3	0
Minor Lg. Totals			16	24	3.95	183	32	0	0	10	399.2	326	180	159	32	10	188	8	374	31	0

2000: Began the year in AAA Rochester and was transferred to AA Bowie, where he remained for the rest of the season, leading the Baysox with 51 relief appearances...Did not allow a run in 15 of his first 19 outings, going 3-1 with a 2.66 ERA (23.2IP, 7ER)...In the second game of a doubleheader on 4/18, pitched the final inning to combine with Sean Douglass on the first no-hitter in the minors that year...It marked the Baysox 7th straight win and 4th straight shutout...Allowed a game-winning home run to Reading's Eric Valent on 7/1, the first homer he has allowed to a left-handed batter in his career...Pitched to a 2.20 ERA over his final 16 appearances of the year...1999: Spent most of season at AA Akron and AAA Buffalo in the Cleveland organization before being acquired by the Orioles as the PTBNL in the Aug. 27 trade of Harold Baines. Began season with Akron before being transferred to Buffalo on 6/20...At Akron was 4th among Eastern League relievers, holding opponents to a .178 batting average...Retired 20 straight batters and recorded two saves over a 5-game stretch, 4/25-5/7...Made 3 appearances with Rochester the final week of the season...1998: Made the conversion from starter to reliever, ranking 2nd on Class A Kinston with 44 appearances and 4 saves...Opponents batted .227 of him, and held LH hitters to a .205 average and no home runs...Went 1-0 with a 1.33 ERA over his final 11 outings with Kinston before joining AA Akron for the Eastern League playoffs...Had a 3.86 ERA vs. Harrisburg in the playoffs and then pitched in 3 of the 4 games in the AAA World Series for Buffalo...Following the season, pitched in 12 games in the Maryland Fall League, compiling a mark of 0-0 with a 0.95 ERA (19.0IP/2ER), and was added to the Indians 40-man roster on 11/19...1997: Spent the season at Class A Columbus, where he led the team with 137 strikeouts and was 2nd with 123.0IP...Began the season in Extended Spring Training, where he did not allow a run in 17.0IP...With the Redsox, went 3-0 with a 2.79 ERA (28.0IP/9ER) in 5 starts in June...Struck out 11 batters in 7.0 IP on 6/23 vs. Savannah...1996: Spent first pro season at Burlington, finishing 3rd on the team with 50 strikeouts...Posted a 1.88 ERA in 5 starts in August...Struck out 14 in 7.0 innings on 8/25 vs. Bristol, including the first 6 batters of the game...Made one start in the Appalachian League playoffs, allowing 4H and 2ER in 3.0IP...Personal/Amateur: Selected by Cleveland in the 7th round of the 1996 First Year Player Draft...Received All-Conference, All-Region and All-American honors at Ferrum College in Rocky Mount, VA in 1996...Graduated from Turner Ashby (VA) HS...Married to the former Crystal Horne (10/4/00)...Enjoys hunting and fishing.

HAMMOND, JOSEPH (JOEY) SIDNEY [3B]

HT: 6-1; **WT:** 184; **B:** R; **T:** R; **Signed by:** Marc Tramuta; **Born:** Oct. 27, 1977, Frederick, MD; **Resides:** Frederick, MD; **Acquired:** Orioles 25th round selection in 1998 First Year Player Draft.

YEAR	CLUB	CL	AVG	AB	R	H	TB	2B	3B	HR	RBI	SH	SF	HBP	BB	IBB	SO	SB	CS	GDP	SLG	OBP	
1996	Bluefield	R	388	31	129	23	50	58	5	0	1	16	0	1	12	0	15	4	2	4	450	441	
	Delmarva	A	237	38	135	19	32	43	6	1	1	15	0	0	1	16	0	21	1	2	5	319	322
	Frederick	A	300	3	10	3	3	4	1	0	0	2	0	0	0	3	0	2	1	0	0	400	462
1999	Delmarva	A	259	21	81	10	21	29	1	2	1	7	0	0	0	13	0	22	0	0	4	358	362
	Frederick	A	290	79	245	41	71	96	14	1	3	37	5	2	0	57	0	66	3	3	8	392	421
2000	Frederick	A	257	126	432	47	111	137	22	2	0	39	4	5	5	65	3	88	5	8	7	317	357
Minor Lg. Totals			279	298	1032	143	288	387	45	6	6	116	9	6	7	166	3	214	14	15	28	356	360

2000: Ranked among the Keys' leaders in hits (2nd, 111), games (T2nd, 126), doubles (T2nd, 22) and at-bats (3rd, 432)...Batted .310 (27-87) with 10 RBI and 14 runs in July...Also had a .439 on-base percentage in the month, drawing 20 walks...Had a 9-game hitting streak, 8/12-21...Played 91 games at 3B and 24 games at SS...1999: Began season at Frederick, collecting 5 hits in his first 4 games...Transferred to Delmarva 6/6 and had 4 hits in his first game with the Shorebirds...Hit safely in each of his final 11 games at Delmarva before returning to Frederick on 7/3, where he concluded the season...Had a 6-game hitting streak, 7/19-23, batting .421 (8-19)...Hit 2 home runs vs. Winston-Salem on 8/15...Batted .333 (20-60) with 11 runs and 7 extra-base hits in August...Finished second on the Keys with 57 walks, despite playing only 79 games...1998: Hit .388 at Bluefield, 2nd among all short-season players...Was 41 plate appearances shy of qualifying for Appalachian League batting crown...Was leading Appy League when called up to Delmarva on 7/22...Had 16-game hitting streak 6/26-7/13, batting .424 (28-66)...Hit .449 (31-69) at home...Combined to hit .310 (85-274) in 72 games between Bluefield, Delmarva and Frederick...Promoted to Delmarva in late July and then to Frederick for final week of season and hit safely in all 3 games he played for Keys...Personal/Amateur: Graduated from Gov. Thomas Johnson HS in Frederick in '95 and attended UNC-Charlotte for 3 years...Played on state championship

team in high school...Played at Camden Yards in state's Crown High School All-Star Game in '95...Hobby is playing golf...Is 2nd cousin of professional golfer Donnie Hammond...Married on 12/11/99...Wife's name is Rebecca.

HARRIS, WILLIAM (WILLIE) CHARLES [2B]

HT: 5-9; WT: 175; B: L; T: R; Signed by: Lamar North; Born: June 22, 1978, Cairo, GA; Resides: Cairo, GA; Acquired: Orioles 24th round selection in 1999 First Year Player Draft.

YEAR	CLUB	CL	AVG	G	AB	R	H	TB	2B	3B	HR	RBI	SH	SF	HBP	BB	IBB	SO	SB	CS	GDP	SLG	OBP
1999	Bluefield	R	.273	5	22	3	6	7	1	0	0	3	0	1	0	4	0	2	1	0	1	.318	.370
	Delmarva	A	.265	96	272	42	72	97	13	3	2	32	4	4	1	20	0	41	17	11	4	.357	.313
2000	Delmarva	A	.274	133	474	106	130	195	27	10	8	60	7	4	9	89	4	89	36	15	3	.411	.396
Minor Lg. Totals			.271	204	798	151	208	299	41	13	8	95	11	9	10	113	4	132	56	26	8	.390	.368

2000: Spent the season at Class A Delmarva and was selected to the SAL All-Star team...Ranked among the league leaders in runs (2nd, 106), triples (T4th, 10) and walks (3rd, 89)...Named the SAL's Best Defensive Second baseman by *Baseball America*...Played 111 games at 2B and 20 games in CF...Was second among Orioles minor leaguers with 38 stolen bases...Batted .417 (10-24) with 3 doubles and a triple in the SAL playoffs...1999: Began season with Bluefield and played 5 games there before moving on to Delmarva...Hit in 7 straight games, 7/6-15, batting .484 (15-31) with 6 doubles...Had 6 straight multi-hit games, 7/2-15, and 23 for the season...Batted .309 in his first 37 games with the Shorebirds...Hit just .211 over his last 29 games, but had a 9-game hitting streak, 8/20-29...Personal/Amateur: Attended Kennesaw State University in Georgia...Is the nephew of Ernest Riles, a former infielder for Milwaukee, San Francisco and Oakland...Was born in Cairo, GA, birthplace of Jackie Robinson, who is the only major league player to come from that town.

HASSLER, DREW ALAN [RHP]

HT: 6-3; WT: 225; B: L; T: R; Signed by: Jeff Morris; Born: Jan. 28, 1981, Phoenix, AZ; Resides: Phoenix, AZ; Acquired: Orioles 13th round selection in 1999 First Year Player Draft; signed on May 27, 2000.

YEAR	CLUB	CL	W	L	ERA	G	GS	CG	SHO	SV	IP	H	R	ER	HR	HB	BB	IBB	SO	WP	BK
2000	Gulf Coast	R	1	0	10.95	7	0	0	0	0	12.1	17	16	15	0	0	10	0	10	1	0
Minor Lg. Totals			1	0	10.95	7	0	0	0	0	12.1	17	16	15	0	0	10	0	10	1	0

2000: Allowed runs in 5 of his 7 appearances in his first pro season at Gulf Coast...Earned first win on 7/3, tossing 2.0 scoreless innings...Pitched 2.0 hitless innings of relief on 7/10...Personal/Amateur: Attended Arcadia (AZ) HS and South Mountain (AZ) JC...His father, Andy, played 15 seasons in the majors for 6 teams, 1971-1985.

HORSMAN, STEPHEN ROBERT [OF]

HT: 6-6; WT: 220; B: L; T: R; Signed by: Jim Howard; Born: May 24, 1978, Brockton, MA; Resides: Abington, MA; Acquired: Signed as a non-drafted free agent on Jan. 12, 2001.

YEAR	CLUB	CL	AVG	G	AB	R	H	TB	2B	3B	HR	RBI	SH	SF	HBP	BB	IBB	SO	SB	CS	GDP	SLG	OBP
2001																							

Personal/Amateur: Graduated from Abington (MA) HS, where he played football, baseball and basketball...Attended Worcester Polytechnic Institute.

JOHNSON, NELSON ALEXANDER III (TRIPPER) [3B]

HT: 6-1; WT: 195; B: R; T: R; Signed by: John Gillette; Born: Apr. 28, 1982, Bellevue, WA; Resides: Bellevue, WA; Acquired: Orioles 2nd selection (sandwich pick between 1st and 2nd rounds) in 2000 First Year Player Draft, 32nd selection overall...Draft choice was acquired as compensation from Seattle for free agent signing of LHP Arthur Rhodes.

YEAR	CLUB	CL	AVG	G	AB	R	H	TB	2B	3B	HR	RBI	SH	SF	HBP	BB	IBB	SO	SB	CS	GDP	SLG	OBP
2000	Gulf Coast	R	.306	48	190	22	55	72	5	3	2	33	2	6	4	13	0	38	7	5	2	.400	.355
Minor Lg. Totals			.306	48	190	22	55	72	5	3	2	33	2	6	4	13	0	38	7	5	2	.400	.355

2000: Led Gulf Coast Orioles in games (48), hits (55) and RBI (33)...Reached base safely in each of his first 18 professional games...Recorded a 7-game hitting streak and 3 five-game hitting streaks...Had 17 multi-hit games on the season...Average dipped below .300 only on time during the season (.296 on 8/8)...Personal/Amateur: Batted .453 with 6 HR and 25 RBI his senior year at Newport High School...Earned All-King County honors his senior year in baseball, football and basketball and was named The Seattle Times Male Athlete of the Year...Was nicknamed "Trip" as a child, short for "triple".

278

JONES, SEAN E. [RHP]

HT: 6-7; WT: 184; B: R; T: R; Signed by: Wayne Norton; Born: Apr. 12, 1978, Niagara Falls, Ontario, Canada; Resides: Hamilton, Ontario, Canada; Acquired: Orioles 14th round selection in 1997 First Year Player Draft.

YEAR	CLUB	CL	W	L	ERA	G	GS	CG	SHO	SV	IP	H	R	ER	HR	HB	BB	IBB	SO	WP	BK
1997	Gulf Coast	R	3	0	3.00	9	0	0	0	0	15.0	18	7	5	0	1	7	0	7	1	1
1998	Bluefield	R	4	2	9.76	14	6	0	0	0	30.2	62	49	43	6	2	20	0	30	6	0
1999	Bluefield	R	1	3	6.12	13	11	0	0	0	60.1	82	54	41	3	5	33	0	52	3	0
2000	Frederick	A	0	0	0.00	1	0	0	0	0	2.0	2	2	0	0	1	0	0	3	0	0
	Delmarva	A	8	4	4.33	39	3	0	0	0	68.2	72	38	33	2	8	23	1	66	3	0
Minor Lg. Totals			13	8	5.91	76	20	1	1	1	185.2	236	150	122	11	17	83	1	157	13	1

2000: Spent most of the season at Class A Delmarva, making 36 of his 39 appearances in relief...Earned 3 wins and did not allow a run over a 6-game stretch, 5/9-23, striking out 17 in 13.2 innings...Went 5-0 with a 3.41 ERA (37.0IP, 14ER) over 21 games, 5/9-7/2...1999: Spent season at Bluefield and was 2nd on the team in games started (11) and 3rd in innings pitched (60.1)...Struck out 7 batters in 5.0 IP on 7/1 vs. Martinsville...Pitched 7.0 shutout innings on 8/4 vs. Martinsville to earn his only win of the season...1998: Began season in Bluefield starting rotation before moving to bullpen...Was 2-0 with a 5.40 ERA in his first 2 outings, both starts...Starting 7/1, went 2-2 with a 11.22 ERA (29.2IP, 37ER)...1997: Allowed single runs in 2 of his first 7 appearances over 13.0IP...Personal/Amateur: Graduated from Barton HS in Ontario in 1996...Hobbies are music, volleyball and basketball...His grandfather, Brian Martin, played in the Brooklyn Dodgers farm system, 1952-1953.

JONES, SIDNEY [LHP]

HT: 6-1; WT: 205; B: R; T: L; Signed by: Deron Rombach; Born: June 3, 1978, Forney, TX; Resides: Forney, TX; Acquired: Orioles 16th round selection in 2000 First Year Player Draft; signed to a 2001 contract on Feb. 6, 2001.

YEAR	CLUB	CL	W	L	ERA	G	GS	CG	SHO	SV	IP	H	R	ER	HR	HB	BB	IBB	SO	WP	BK
2001																					

Will be first professional season

2000: Will be his first professional season...Personal/Amateur: Attended the University of Texas, where he was a teammate of Beau Hale, the Orioles first round selection in the 2000 draft.

JOYCE, THOMAS WILLIAM, JR. (TOM) [OF]

HT: 5-11; WT: 170; B: L; T: L; Signed by: Harry Shelton; Born: Mar. 1, 1981, Columbia, SC; Resides: Macon, GA; Acquired: Orioles 15th round selection in 2000 First Year Player Draft.

YEAR	CLUB	CL	AVG	G	AB	R	H	TB	2B	3B	HR	RBI	SH	SF	HBP	BB	IBB	SO	SB	CS	GDP	SLG	OBP
2000	Gulf Coast	R	.209	44	129	13	27	37	6	2	0	6	6	0	1	17	1	28	2	3	3	.287	.306
Minor Lg. Totals			.200	44	129	13	27	37	6	2	0	6	6	0	1	17	1	28	2	3	3	.287	.306

2000: Played all 3 outfield positions and 6 games at 1B in his first pro season at Gulf Coast...Led club with 6 sac hits...Had a season-high 3 hits on 7/7...Personal/Amateur: Graduated from First Presbyterian Day School and signed with the University of South Carolina before being drafted...Played baseball and basketball in high school...Enjoys fishing in his free time.

KEEFER, RYAN D. [RHP]

HT: 6-3; WT: 190; B: L; T: R; Signed by: Jim Howard; Born: Aug. 10, 1981, Bloomsburg, PA; Resides: Catawissa, PA; Acquired: Orioles 13th round selection in 2000 First Year Player Draft.

YEAR	CLUB	CL	W	L	ERA	G	GS	CG	SHO	SV	IP	H	R	ER	HR	HB	BB	IBB	SO	WP	BK
2000	Gulf Coast	R	1	2	4.43	13	1	0	0	0	22.1	26	13	11	3	3	6	3	21	1	0
Minor Lg. Totals			1	2	4.43	13	1	0	0	0	22.1	26	13	11	3	3	6	3	21	1	0

2000: Spent his first pro season at Gulf Coast...Had a 2.61 ERA (10.1IP, 3ER) in 7 games in July...Struck out 7 batters without allowing an earned run in 3.2 innings on 8/18...Personal/Amateur: Graduated from Southern Columbia (PA) HS, where he played baseball and basketball.

KESSICK, JONATHAN (JON) ROBERT [CA]

HT: 6-5; WT: 210; B: R; T: R; Signed by: Marc Ziegler; Born: Jan. 9, 1978, Muncie, IN; Resides: Charleston, SC; Acquired: Orioles 3rd round selection in 1999 First Year Player Draft.

279

YEAR	CLUB	CL	AVG	G	AB	R	H	2B	3B	HR	SH	SF	HBP	BB	IBB	SO	SB	CS	GDP	SLG	OBP	
1999	Bluefield	R	.204	28	93	13	19	34	3	0	14	0	1	3	4	0	33	0	0	3	.366	.257
2000	Delmarva	A	.187	103	264	40	55	67	7	1	21	5	2	2	48	0	107	5	1	3	.228	.333
Minor Lg. Totals			.192	131	357	53	74	101	10	1	35	5	3	5	52	0	140	5	1	3	.261	.287

2000: Hit under .200 for every month of the season except June, when he batted .288 (19-66) in 23 games...Threw out 22.7% (29-128) of attempted basestealers...1999: Spent first pro season at Bluefield...Had 4 hits on 8/11 vs. Bristol...Batted .367 (11-30) with 2 home runs and 6 RBI over his last 8 games of the season...Personal/Amateur: Graduated from Hudson HS in Muncie, IN, where he won all-league and all-state honors...Attended Ball State University and was a college teammate of 1999 first round draft selection Larry Bigbie.

KNAPP, BENJAMIN (BEN) ROBERT [RHP]

HT: 6-7; WT: 217; B: R; T: R; Signed by: Harry Shelton; Born: Nov. 8, 1979, Sarasota, FL; Resides: Oviedo, FL; Acquired: Orioles 2nd round selection in 1998 First Year Player Draft; signed to a 1999 contract on July 28, 1998.

YEAR	CLUB	CL	W	L	ERA	G	GS	CG	SHO	SV	IP	H	R	ER	HR	HB	BB	IBB	SO	WP	BK
1999	Bluefield	R	4	6	0.10	14	14	0	0	0	61.1	68	77	62	12	13	40	0	50	10	1
2000	Bluefield	R	1	3	5.83	7	6	0	0	0	29.1	37	24	19	4	2	11	0	26	2	2
Minor Lg. Totals			5	9	6.04	21	20	0	0	0	90.2	105	101	81	16	15	51	0	76	12	3

2000: Spent the season at Bluefield, making 7 appearances...Missed one month with a sore right elbow...Earned his only win in his first start of the year, allowing 3 runs in 6.0 innings while striking out 6...1999: Spent first pro season at Bluefield and led the team in games started (14), was tied for first in wins (4), and was also 2nd in innings pitched (61.1)...His 9.24 ERA was the 2nd highest among all short-season pitchers...Allowed two runs and struck out 8 in 6.0 IP to earn the win on 6/22 vs. Johnson City...Struck out 11 batters in 5.0 IP in victory over Princeton on 8/8...Personal/Amateur: Graduated in 1998 from Oviedo (FL) HS, where he played baseball and basketball...His father, Chris Knapp, was the White Sox's 1st round pick in the 1975 draft and went 36-32 in 122 games for the White Sox and Angels, 1975-1980...Played Little League ball in Oviedo and for Sanford (FL) American Legion Post 53...Collects baseball cards as a hobby.

LAUKMAN, JASON McLEOD [RHP]

HT: 6-4; WT: 220; B: R; T: R; Signed by: Ed Peby/Gary Pellant (White Sox); Born: Oct. 17, 1976, Burien, WA; Resides: Seattle, WA; Acquired: From the Chicago White Sox along with RHP Miguel Felix, RHP Juan Figueroa and CA Brook Fordyce in exchange for DH Harold Baines and CA Charles Johnson, July 29, 2000.

YEAR	CLUB	CL	W	L	ERA	G	GS	CG	SHO	SV	IP	H	R	ER	HR	HB	BB	IBB	SO	WP	BK
1995	Gulf Coast	R	3	0	3.27	9	5	0	0	0	41.1	44	17	15	2	5	12	0	23	2	2
1996	Hickory	A	0	6	6.79	13	13	0	0	0	63.2	66	55	48	7	4	43	0	43	7	3
1997	Bristol	R	4	4	5.67	13	13	1	0	0	66.2	70	48	42	5	6	36	0	64	13	1
1997	Hickory	A	10	9	3.90	27	27	3	0	0	154.2	139	82	67	11	4	70	0	168	24	1
1998	Winston-Salem	A	3	2	3.77	13	13	1	0	0	86.0	62	37	36	0	17	30	0	98	3	0
1998	Birmingham	AA	0	10	7.96	15	15	0	0	0	72.1	89	70	64	15	8	40	0	79	6	2
1999	Birmingham	AA	0	0	15.00	3	0	0	0	0	3.0	3	5	5	0	2	9	0	3	5	0
1999	Winston-Salem	A	9	8	4.36	20	20	2	0	0	119.2	108	69	58	4	8	55	1	110	14	0
2000	Birmingham	AA	2	2	4.14	27	2	0	0	1	45.2	49	25	21	2	3	30	0	44	7	0
2000	Bowie	AA	1	3	5.64	17	0	0	0	0	22.1	18	17	14	5	0	15	2	24	3	0
Minor Lg. Totals			32	44	4.83	157	108	7	0	1	675.1	648	425	370	51	57	342	3	656	84	9

2000: Began the season at AA Birmingham before being acquired by the Orioles in late July...Went 0-3 with a 7.20 ERA in his first 8 appearances with AA Bowie, but was then scored upon in just 2 of his final 9 outings...Struck out at least one batter in 14 of his 17 appearances with the Baysox...Had 8 strikeouts in 4.2 innings in his final appearance with Birmingham on 7/26 vs. Jacksonville...Had a 2.76 ERA in 16 games in July (16.1IP, 5ER) with 19 K...Struck out 9.4 batter/9.0 IP on the season (68K, 65.0IP)...1999: Spent majority of the season at Class-A Winston-Salem...Ranked among the organizational leaders in complete games (T5th, two) and strikeouts (9th, 111)...Limited opponents to a .234 average...Averaged 8.3 strikeouts per 9.0 IP (122.2 IP)...His two complete games tied for the Carolina League lead...Was second on the team in games started (20) and wins (nine)...Began the season at Birmingham, making three appearances before being assigned to the Warhogs...1998: Tied for the organizational lead with combined 28 starts between at Winston-Salem and Birmingham...Ranked 15th in the minor leagues with 177 strikeouts...Averaged 9.8 strikeouts per 9.0 IP (158.1 IP), which ranked third in the Southern League and fourth among AA pitchers...Averaged 10.3 strikeouts (98 SO/96.0 IP) and 6.5 hits allowed (62 H) per 9.0 IP before being promoted to Birmingham...Lost all 10 of his decisions with the Barrons despite averaging 9.8 strikeouts per 9.0 IP (79 SO/72.1 IP)...1997: Was named the No. 9 prospect in the organiza-

tion in a postseason poll by *Baseball America*...Ranked second in the South Atlantic League with 168 strikeouts and tied for fifth with five complete games at Class-A Hickory...His 168 strikeouts ranked 15th among all minor leaguers and sixth among Class-A pitchers...Also topped the organization in strikeouts, tied for first in complete games and starts (27), and was fifth in ERA (3.90)...Averaged 9.8 strikeouts per 9.0 IP (154.2 IP) and limited opponents to a .237 average (139-587)...Struck out 16 batters on 7/31 vs. Augusta, including seven straight at one point, to tie minor-league highs for 1997...Fanned five batters in the fifth inning of that game, with one batter reaching base on a wild pitch and another on a passed ball...Five strikeouts in one inning were the most in the minor leagues since Scott Gardner of Class-A Fayetteville accomplished the feat on 8/7/95...Also registered games with 12, 11 and 10 strikeouts...1996: Made 13 starts at both Hickory and Advanced Rookie Bristol...Was selected organization Player of the Week for 8/12-18 after going 2-0 with a 1.50 ERA (2 ER/12.0 IP) and 15 strikeouts in two starts...1995: Made his professional debut at Rookie Sarasota...Won each of his 3 decisions...Following the season, attended the Fall Instructional League...Personal/Amateur: Selected by the Chicago White Sox in the 7th round of the 1995 First Year Player Draft...Attended Woodinville High School (WA).

LEON, ALFREDO JOSE [SS]

HT: 6-0; WT: 185; B: R; T: R; Signed by: Arturo Sanchez; Born: Mar. 14, 1980, Puerto Ordaz, Venezuela; Resides: Puerto Ordaz, Venezuela; Acquired: Signed as a non-drafted free agent Sept. 18, 1996.

YEAR	CLUB	CL	AVG	G	AB	R	H	2B	3B	HR	RBI	SH	SF	HBP	BB	IBB	SO	SB	CS	GDP	SLG	OBP	
1997	Venezuelan Summer League																						
1998	Venezuelan Summer League																						
1999	Gulf Coast	R	.327	29	107	18	35	50	6	3	1	15	0	0	3	6	1	11	11	3	2	.467	.379
2000	Frederick	A	.214	6	14	3	3	3	0	0	0	1	1	0	0	1	0	3	1	0	1	.214	.267
	Delmarva	A	.000	8	11	0	0	0	0	0	0	0	0	0	0	0	0	3	0	0	1	.000	.000
	Bluefield	R	.231	7	26	5	6	9	1	1	0	0	0	0	1	3	0	1	0	0	1	.348	.333
	Frederick	A	.230	35	117	8	26	34	3	0	1	10	0	1	1	8	0	24	0	1	3	.291	.291
Minor Lg. Totals			.262	85	275	34	72	96	10	4	2	26	1	1	5	16	1	42	12	4	8	.349	.318

2000: Played at three levels in the Orioles system...Began the season at Class A Delmarva, going hitless in 11 at-bats...After a brief stay at Rookie level Bluefield, was transferred to Class A Frederick, where he spent the final two months of the season...Hit safely in 23 of his 35 games with the Keys...1999: Spent most of the season with Gulf Coast before playing the last six games of the year at Frederick...Tied for the Gulf Coast lead in triples (3)...Was 4th on the team with a .327 average and played 5 different positions...Batted .333 (26-78) with 14 runs and 11 RBI in July...1998: Played 44 games for Universidad in Venezuelan Summer League...Was 2nd on team with a .313 batting average (46-147), with 11 doubles and 2 HR...Was 3rd on team with 22 RBI...1997: Batted .171 (6-35) in 14 games for Guacara co-op team in Venezuelan Summer League...Personal/Amateur: Married to the former Azmaria Marron (1/25/00).

LEONORA, JUVENAL JEANOMAR [RHP]

HT: 6-5; WT: 160; B: R; T: R; Signed by: Chu Halabi; Born: Dec. 18, 1981, Curacao, Netherland Antilles; Resides: Curacao, Netherland Antilles; Acquired: Signed as a non-drafted free agent July 2, 1998, to a 1999 contract.

YEAR	CLUB	CL	W	L	ERA	G	GS	CG	SHO	SV	IP	H	R	ER	HR	HB	BB	IBB	SO	WP	BK
1999																					
2000																					

2000: Played for Cabudare of Venezuelan Summer League and went 1-3 with a 7.65 ERA...1999: Played for Cabudare and went 3-6 with a 4.92 ERA (67.2IP/37ER)...Appeared in 23 games and made 8 starts.

LITTLETON, BRANDON JOSHUA [OF]

HT: 5-10; WT: 175; B: S; T: L; Signed by: Deron Rombach; Born: Oct. 3, 1979, Oregon City, OR; Resides: Arlington, TX; Acquired: Orioles 7th round selection in 2000 First Year Player Draft.

YEAR	CLUB	CL	AVG	G	AB	R	H	TB	2B	3B	HR	RBI	SH	SF	HBP	BB	IBB	SO	SB	CS	GDP	SLG	OBP
2000	Bluefield	R	.292	56	209	39	61	88	11	5	2	25	1	0	3	35	0	42	12	2	3	.421	.401
Minor Lg. Totals			.292	56	209	39	61	88	11	5	2	25	1	0	3	35	0	42	12	2	3	.421	.401

2000: Reached base safely in all 5 plate appearances (3 hits, 2 walks) in his first professional game for Bluefield on 6/24...Hit safely in 15 of 20 games in July, batting .319 (23-72) with 15 walks...Tied for 3rd in the Appalachian League with 5 triples...Through 7/11, was 2nd in the league with a .474 on-base per-

centage...Went 4-for-5 with 3 RBI on 8/19 at Johnson City...Was successful in 12 of 14 stolen base attempts...Personal/Amateur: Graduated from Nolan Catholic (TX) HS, where he played baseball and basketball...Attended Lamar University...Hobbies are golf, fishing and listening to music.

LOPEZ-CAO, MIGUEL (MIKE) ANDREW [CA]

HT: 5-9; WT: 187; B: L; T: R; Signed by: Rudy Santin (Devil Rays); Born: Aug. 14, 1975, Cienfuegos, Cuba; Resides: Miami, FL; Acquired: Signed by the Orioles as a minor league free agent, Apr. 2, 1999.

YEAR	CLUB	CL	AVG	G	AB	R	H	2B	3B	HR	RBI	SH	SF	HBP	BB	IBB	SO	SB	CS	GDP	SLG	OBP	
1997	Hudson Valley	A	.255	14	44	6	13	19	3	0	1	7	0	1	0	3	0	10	2	0	2	.332	.333
	Princeton	R	.226	17	53	7	12	17	0	1	1	7	0	1	0	5	0	8	0	0	0	.321	.288
1998	Charleston-SC	A	.250	14	24	2	6	6	0	0	0	4	0	1	1	4	0	4	2	0	0	.250	.367
1999	Deltmarva	A	.167	2	6	2	1	4	0	0	1	3	0	1	0	1	0	0	0	0	0	.667	.250
	Frederick	A	.239	29	88	12	21	31	4	0	2	11	1	1	0	9	0	16	1	0	1	.352	.306
	Bowie	AA	.255	16	47	5	12	19	1	0	2	7	0	0	0	2	0	8	0	0	1	.404	.286
2000	Frederick	A	.197	49	117	15	23	52	8	0	7	24	1	2	5	14	0	23	0	1	5	.444	.304
	Bowie	AA	.224	17	49	7	11	14	3	0	0	4	0	1	4	0	7	0	0	1	1	.286	.296
Minor Lg. Totals			.231	158	428	56	99	182	19	1	14	87	2	7	7	42	0	76	5	1	10	.379	.306

2000: Split season between Class A Frederick and AA Bowie...Batted .197 in 49 games with the Keys, but hit 7 home runs in 117 at-bats, an average of 1HR/17AB, posting a .444 slugging percentage...Hit a game-winning, two-run, pinch-hit homer in the bottom of the 9th to defeat Lynchburg, 2-1 on 4/28...Batted .385 with 6 HR and 14 RBI in May...Threw out 5 of 36 runners attempting to steal (13.9%) at Frederick and 3 of 10 (30.0%) at Bowie...1999: Played at 3 levels in his first season in the Orioles organization, batting a combined .241 with 5 HR and 21 RBI...Began season at Deltmarva, hitting a home run in his second game...Had 3 stints with Bowie, but spent most of the season at Frederick...Hit home runs in consecutive games, 7/23-24...1998: Played 14 games for Class-A Charleston (SC) in the Tampa Bay organization...Three of his 4 RBI on the season came in his first game, 4/9 at Hickory...1997: Split season between Rookie League Hudson Valley and Princeton, appearing in 31 games...Was 3rd on Hudson Valley with a .295 average...Personal/Amateur: Graduated from Southwest Miami HS and the University of Miami, where he earned a degree in Psychology...Enjoys reading, writing and listening to music.

MACK, ANTONIO TERRELL [OF]

HT: 5-11; WT: 185; B: R; T: R; Signed by: Harry Shelton; Born: Mar. 19, 1979, Orlando, FL; Resides: Orlando, FL; Acquired: Orioles 21st round selection in 1998 First Year Player Draft.

YEAR	CLUB	CL	AVG	G	AB	R	H	TB	2B	3B	HR	RBI	SH	SF	HBP	BB	IBB	SO	SB	CS	GDP	SLG	OBP
1998	Gulf Coast	R	.181	40	127	18	23	28	2	0	1	9	4	0	0	9	0	46	4	4	1	.220	.235
1999	Gulf Coast	R	.247	48	170	36	42	50	6	1	0	5	5	0	0	17	0	46	20	7	1	.294	.316
2000	Bluefield	R	.172	41	93	12	16	25	3	0	2	8	2	0	0	10	0	41	5	1	3	.265	.252
Minor Lg. Totals			.208	129	390	66	81	103	11	1	3	22	11	0	0	36	0	133	29	12	5	.265	.275

2000: Spent season at Rookie level Bluefield...Was batting .127 though 34 games before hitting safely in 5 of his final 6 games (7-22) to raise his season-ending average to .172...53.2% of his outs came via strikeouts (41 of 77)...Made 2 appearances as pitcher and did not allow a run in 0.2IP...1999: Led Gulf Coast Orioles in stolen bases (20) and runs (36) and was 3rd on the team in games (48), at-bats (170) and hits (42)...Had 3 stolen bases and scored 3 runs on 6/23...Had a 5-game hitting streak, 7/7-10, batting .421 (8-19)...Also hit safely in 5 straight, 7/16-21, compiling a .409 average...1998: Spent season in Gulf Coast League...Hit in 8 of 9 games, 7/18-28, batting .343 (12-35) with 10 runs scored...Otherwise, hit .120 (11-92)...Personal/Amateur: Graduated from William Boone HS in Apopka, FL...Was all-metro and all-Central Florida and named to all-tournament team in Apopka City League...Played for Orlando's AAU team which won state championship in '97.

MALLEN, YANEL [SS]

HT: 6-2; WT: 160; B: R; T: R; Signed by: Salvador Ramirez; Born: Aug. 8, 1981, San Pedro de Macoris, DR; Resides: San Pedro de Macoris, DR; Acquired: Signed as a non-drafted free agent July 2, 1998, to a 1999 contract.

YEAR	CLUB	CL	AVG	G	AB	R	H	2B	3B	HR	RBI	SH	SF	HBP	BB	IBB	SO	SB	CS	GDP	SLG	OBP
1999																						
2000																						

2000: Batted .252 (51-202) with 5 HR in 56 games for San Pedro Orioles of Dominican Summer League...Was tied for 3rd on the team with 11 stolen bases...1999: Played for San Pedro Orioles and batted .241 (7-29) in 12 games.

MANON, JESUS A. [1B]

HT: 6-0; WT: 170; B: L; T: L; Signed by: Salvador Ramirez; Born: Dec. 25, 1981, Villa Mella, DR; Resides: Villa Mella, DR; Acquired: Signed as a non-drafted free agent, Apr. 28, 1999.

YEAR	CLUB	CL	AVG	G	AB	R	H	2B	3B	HR	RBI	SH	SF	HBP	BB	IBB	SO	SB	CS	GDP	SLG	OBP
1999																						
2000																						

2000: Played for San Pedro Orioles of Dominican Summer League and batted .231 (58-251) in 70 games...1999: Played for San Pedro Orioles...Batted .271 (16-59) in 21 games and was 3rd on the team with 11 RBI.

MARCHETTI, DAN MICHAEL [RHP]

HT: 6-1; WT: 185; B: R; T: R; Signed by: Marc Ziegler; Born: July 20, 1978, Washington, DC; Resides: Gaithersburg, MD; Acquired: Orioles 26th round selection in 2000 First Year Player Draft.

YEAR	CLUB	CL	W	L	ERA	G	GS	CG	SHO	SV	IP	H	R	ER	HR	HB	BB	IBB	SO	WP	BK
2000	Bluefield	R	3	2	5.76	22	0	0	0	0	29.2	42	29	19	4	3	8	0	31	4	0
Minor Lg. Totals			3	2	5.76	22	0	0	0	0	29.2	42	29	19	4	3	8	0	31	4	0

2000: Spent first pro season at Rookie League Bluefield...Did not give up a run over his first 4 appearances of the season, pitching 9.1 innings and allowing 2 hits...Earned the win on 8/12 at Danville, pitching 3.0 scoreless innings and striking out a season-high 5...Personal/Amateur: Graduated from Gaithersburg HS and Ohio Wesleyan University...Enjoys fishing in his spare time.

MARTIN, KYLE L. [CA]

HT: 5-11; WT: 215; B: R; T: R; Signed by: John Gillette; Born: June 12, 1980, Yakima, WA; Resides: Yakima, WA; Acquired: Orioles 18th round selection in 1999 First Year Player Draft.

YEAR	CLUB	CL	AVG	G	AB	R	H	TB	2B	3B	HR	RBI	SH	SF	HBP	BB	IBB	SO	SB	CS	GDP	SLG	OBP
1999	Gulf Coast	R	.268	29	82	11	22	28	4	1	0	8	0	0	2	9	1	20	3	2	2	.341	.355
2000	Bluefield	R	.155	23	71	5	11	14	1	1	0	8	0	0	2	6	0	28	0	1	4	.197	.241
Minor Lg. Totals			.216	52	153	16	33	42	5	2	0	16	0	0	4	15	1	48	3	3	6	.276	.303

2000: Spent the season at Rookie League Bluefield...Suffered through a 0-for-18 skid, 7/25-8/17...Hit safely in 5 of his last 7 games to raise his average from .122 to .155...1999: Spent first professional season at Gulf Coast...Hit safely in 8 of his last 9 games, batting .370 (10-27)...Personal/Amateur: Graduated from Selah HS in Yakima, WA, where he played baseball and football and wrestled...Earned all-league and all-state honors in baseball and football...Enjoys hunting, fishing and camping.

MARTINEZ, ALIRIO [SS]

HT: 5-10; WT: 145; B: S; T: R; Signed by: Ubaldo Heredia; Born: Mar. 31, 1982, Cumana Estado Sucre, Venezuela; Resides: Puerta La Cruz, Venezuela; Acquired: Signed by the Orioles as a non-drafted free agent, Apr. 18, 1999.

YEAR	CLUB	CL	AVG	G	AB	R	H	2B	3B	HR	RBI	SH	SF	HBP	BB	IBB	SO	SB	CS	GDP	SLG	OBP
1999																						
2000																						

2000: Batted .079 (3-38) in 14 games for Cabudare in Venezuelan Summer League...1999: Played for Cabudare and batted .175 (10-57) in 24 games.

MARTINEZ, EDDY [SS]

HT: 6-2; WT: 173; B: R; T: R; Signed by: Carlos Bernhardt; Born: Oct. 23, 1977, San Pedro de Macoris, DR; Resides: San Pedro de Macoris, DR; Acquired: Signed by the Orioles as a non-drafted free agent, Dec. 19, 1994.

2000: Batted .252 (51-202) with 5 HR in 56 games for San Pedro Orioles of Dominican Summer League...Was tied for 3rd on the team with 11 stolen bases...1999: Played for San Pedro Orioles and batted .241 (7-29) in 12 games.

YEAR	CLUB	CL	AVG	G	AB	R	H	2B	3B	HR	RBI	SH	SF	HBP	BB	IBB	SO	SB	CS	GDP	SLG	OBP	
1995	Bluefield	R	.308	57	185	42	57	77	11	3	1	35	1	1	5	23	0	42	5	5	1	418	357
1996	Bluefield	R	.221	37	122	18	27	33	3	0	1	15	3	0	2	13	0	29	15	5	1	273	307
	Frederick	A	.221	74	244	21	54	64	4	0	2	25	1	1	2	21	0	48	13	8	5	262	287
1997	Frederick	A	.241	54	174	14	42	51	6	0	1	14	3	2	2	19	0	43	6	7	9	293	320
	Bowie	AA	.156	18	45	3	7	10	3	0	0	1	3	0	0	6	0	12	2	0	0	222	255
	Rochester	AAA	.074	12	27	0	2	3	1	0	0	3	1	0	0	1	0	8	0	0	0	111	107
1998	Delmarva	A	.263	113	361	48	95	119	16	1	2	39	13	3	2	33	0	68	21	7	9	330	326
	Bowie	AA	.286	5	14	1	4	4	0	0	0	1	1	0	0	1	0	3	0	0	0	286	333
1999	Frederick	A	.291	127	416	88	121	150	21	1	2	55	5	13	52	1	89	8	4	6	361	393	
2000	Rochester	AAA	.222	13	36	7	8	10	2	0	0	1	0	0	5	0	7	1	0	1	278	317	
	Frederick	A	.303	40	152	23	46	59	10	1	0	15	5	0	2	24	0	34	7	9	6	382	424
	Bowie	AA	.252	41	127	17	32	41	2	2	1	20	3	1	5	17	1	21	0	0	2	323	360
Minor Lg. Totals			.250	589	1903	260	495	620	79	8	10	224	39	13	33	215	2	412	76	42	40	326	343

2000: Split the season between AAA Rochester, Class A Frederick and AA Bowie, batting .273 in 94 games...After beginning the season at Rochester, joined Frederick in early May, where he hit safely in 9 of his first 10 games, batting .366 (15-41)...Reached base safely in 25 of 26 games, 5/19-6/14, batting .309 (30-97)...Transferred to Bowie and hit safely in 7 of first 9 games...Missed one month with a pulled rib cage muscle...Batted .391 (18-46) with 13 RBI over his last 13 games to raise his average from .173 to .252...Went 12-for-26 (.452) with 12 RBI in his last 8 games...1999: Spent season at Frederick and led the Keys with a .291 average, 7th best in the Carolina League...Was 5th in the league with a .383 on-base percentage...Was named to the midseason and postseason CL All-Star teams...Batted .340 (36-106) in May and .329 (27-82) in July...Hit safely in 16 of 17 games, 5/1-18, batting .387...Had an 11-game hitting streak, 7/2-12, batting .444 (16-36) with 8 runs and 8 RBI...Charged with 36 errors on the season but had only one in a 22-game span, 7/7-8/3...1998: Batted .232 (58-250) thru July at Delmarva before hitting .333 (37-111) in August...Finished season at Delmarva with an 8-game hitting streak (.343, 12-35) before joining Bowie on 9/3 following South Atlantic League playoffs...1997: Started season at Frederick...Was recalled by Bowie on 5/23 to replace injured Juan Bautista and started 16 games for Baysox...Went 7-for-26 between 0-to-10 stretches...Was promoted to Rochester on 6/10 before returning to Frederick on 6/16...Was youngest player (19) at Triple A level in '97...Rejoined Rochester on 8/21...Batted .325 (14-43) in 14 games for San Pedro Orioles in Dominican Winter League...1996: Finished 3rd in organization with 28 steals, behind Bluefield teammates Curtis Charles (31) and Darrell Dent (30)...Began season as Frederick's regular shortstop and batted .353 (12-34) in 9 games, 4/17-25...Batted .278 (37-133) at home but only .153 (17-111) on the road...Named in *Baseball America's* "Tools of the Trade" survey as best defensive shortstop in the Carolina League...Sent to Bluefield 7/14...At Bluefield, batted .448 (13-29) over 8-game stretch, 7/29-8/5, to raise average from .159 to .274...Went 7-for-49 (.143) in his last 16 games to finish at .221...1995: Selected to the post-season All-Star team in the Appalachian League...Led league shortstops in double plays with 31...Played for Orioles during spring training game on 4/20 at Fort Myers (FL) and hit an inside-the-park grand slam off Boston's Chris Howard...Personal/Amateur: Enjoys playing dominos.

MARTINEZ, OCTAVIO [CA]

HT: 6-0; WT: 195; B: R; T: R; Signed by: Gil Kubski; Born: July 30, 1979, Los Angeles, CA; Resides: Bakersfield, CA; Acquired: Orioles 10th round selection in 1999 First Year Player Draft.

YEAR	CLUB	CL	AVG	G	AB	R	H	TB	2B	3B	HR	RBI	SH	SF	HBP	BB	IBB	SO	SB	CS	GDP	SLG	OBP	
1999	Gulf Coast	R	.237	36	114	11	27	37	8	1	0	15	0	2	2	4	0	11	8	1	5	325	270	
2000	Bluefield	R	.387	49	181	45	70	107	14	1	7	46	1	3	8	19	0	21	0	1	4	591	460	
	Frederick	A	.375	2	8	0	3	3	0	0	0	1	0	0	1	0	0	0	0	0	0	3	375	444
Minor Lg. Totals			.330	87	303	56	100	147	22	2	7	62	1	5	11	23	0	32	6	2	9	496	392	

2000: Earned the Brooks Robinson award for the Orioles Minor League Player of the Year and was named Appalachian League Player of the Year...Selected to the Topps' Class A-Short Season/Rookie League All Star Team...Led Appy League and was 2nd among all short-season players with a .387 batting average...Was second in Appy League in on-base percentage (.460) and slugging percentage (.591) and was tied for 4th in hits (70) and RBI (46)...Led all minor league players with a .442 (45-104) average in August...Earned late-season promotion to Class A Frederick and went 3-for-8 in 2 games with the Keys...Was named the Orioles' 9th best prospect by *Baseball America*...Threw out 27 of 68 (39.7%) of attempted basestealers on the season...1999: Threw out 20 of 36 (55.6%) attempted base stealers...Batted .304 (17-56) with 11 RBI in August...Hit safely in 6 straight games, 8/3-10, batting .409 (9-22)...Had a 7-game hitting streak, 8/16-24, batting .364 (8-22)...Personal/Amateur: Was a Junior College All-American at Bakersfield (CA) JC...Graduated Highland (CA) HS, where he was voted league MVP and Best Defensive Player.

MARTINEZ, LUIS RAUL [CA]

HT: 6-0; WT: 190; B: L; T: R; Signed by: Dean Albany; Born: Oct. 7, 1979, Caguas, PR; Resides: San Lorenzo, PR; Acquired: Signed as a non-drafted free agent on Aug. 14, 2000 to a 2001 contract.

YEAR	CLUB	CL	AVG	G	AB	R	H	2B	3B	HR	RBI	SH	SF	HBP	BB	IBB	SO	SB	CS	GDP	SLG	OBP
2001																						

2000: Played for Oaxaca and Monterrey of the Mexican League, batting a combined .253 (19-75) with one home run and 12 RBI...Personal/Amateur: Attended Jose Campeche High School in Puerto Rico...Attended Indian Hills and Missouri Baptist College.

MARTINEZ, WILLIAM ENRIQUE [OF]

HT: 6-2; WT: 170; B: R; T: R; Signed by: Ubaldo Heredia; Born: Jan. 16, 1981, Caracas, Venezuela; Resides: Maracay, Venezuela; Acquired: Signed as a non-drafted free agent on Sept. 28, 1998.

YEAR	CLUB	CL	AVG	G	AB	R	H	TB	2B	3B	HR	RBI	SH	SF	HBP	BB	IBB	SO	SB	CS	GDP	SLG	OBP
1999																							
2000																							
2000	Gulf Coast	R	.273	38	132	16	38	47	6	1	1	8	3	0	3	7	1	27	6	3	3	358	324
Minor Lg. Totals			.273	38	132	16	38	47	6	1	1	8	3	0	3	7	1	27	6	3	3	358	324

2000: Spent season at Gulf Coast...Batted .327 (16-49) in 16 games in July...Had 7 hits over his final 4 games to lift his average from .250 to the season-ending .273...1999: Played for Cabudare of Venezuelan Summer League.

MCDONALD, DARNELL [OF]

HT: 5-11; WT: 201; B: R; T: R; Signed by: John Green and Logan White; Born: Nov. 17, 1978, Fort Collins, CO; Resides: Glendale, CO; Acquired: Orioles 1st round selection (26th overall) in 1997 First Year Player Draft.

YEAR	CLUB	CL	AVG	G	AB	R	H	2B	3B	HR	RBI	SH	SF	HBP	BB	IBB	SO	SB	CS	GDP	SLG	OBP	
1998	Delmarva	A	.261	134	528	87	138	19	24	5	6	44	4	5	5	33	0	117	35	11	5	380	308
	Frederick	A	.222	4	18	3	4	9	2	0	1	2	0	0	3	0	6	2	0	1	503	333	
1999	Frederick	A	.266	130	507	81	135	186	23	5	6	73	7	7	5	61	0	82	28	9	13	367	347
2000	Bowie	AA	.242	116	459	59	111	152	13	5	6	43	6	4	29	0	87	11	4	7	331	290	
Minor Lg. Totals			.257	384	1512	230	368	537	62	15	19	162	17	16	14	126	0	302	74	24	26	355	317

2000: Was one of only four players to spend the entire season on the active roster for AA Bowie...Hit safely in 28 of 32 games, 4/14 - 5/17...Had the Baysox longest hitting streak of the year, 13 games, 4/14-27, and also had a 10-game hitting streak, 5/7-17, batting .333 in each stretch...Had 4 straight multi-hit games twice, 4/21-24 and 5/14-17...Batted .286 (56-196) with 5 triples in his first 43 games thru 5/23, but hit .209 (55-263) over his final 73 games of the season...Went 3-for-28 (.107) over his final 8 games...Played in only 4 of the Baysox final 17 games and did not play the outfield after 8/11 with a sore right shoulder...1999: Led Frederick in runs (81), triples (5) and walks (61), and his 81 runs ranked 5th in the Carolina League...Also tied for the team lead with 9 outfield assists...Was batting just .185 thru 5/27, when he put together a 13-game hitting streak in which he batted .431 (25-58) with 10 RBI and 13 runs to raise his average 70 points...Had a 14-game hitting streak, 7/15-28, batting .390 (23-59) with 12 RBI and 14 runs...Batted .318 (70-220) in June and July, with 46 runs, 37 RBI and 16 stolen bases in 55 games...Batted leadoff from 5/26 through the end of the season in all but two games, 7/18-19, when Delino DeShields was on rehab assignment at Frederick...Broke a 7-7 tie with an 11th inning grand slam in an 11-10 win at Potomac on 7/5...Had 41 multi-hit games on the season...1998: Was an invitee to major league spring training camp...Spent most of the season at Delmarva of the South Atlantic League...After the Shorebirds were eliminated in the playoffs, was promoted to Frederick for 4 games in September...Named as the Orioles 4th Best Prospect by *Baseball America* and received honorable mention on Howe SportsData's All-Teen Team...Led Delmarva with 528 at-bats and 87 runs scored and was 2nd on the Shorebirds with 35 stolen bases, trailing Luis Matos' 42...Tied Delmarva club record with a 14-game hitting streak, 6/20-7/3...In month of June he batted .330 (33-100) with 11 stolen bases and 20 runs scored...Hit safely in 15 of his last 16 games with at Delmarva...1997: First-round draft pick was signed on 8/8 to a 1998 contract...Due to his late signing, he did not play during the regular season but did participate in the Orioles Fall Instructional League program in Florida...Personal/Amateur: Single...Was rated as the top high school position player in the '97 draft by *Baseball America*...Slipped to bottom of first round after stating his intention to attend the University of Texas on a football and baseball scholarship...Led Cherry Creek HS in Englewood, CO, to three state baseball and three state football titles...As a senior, batted .606 with 10 home runs in 66 at bats...Hit .581 with 15 HR as a junior...Rushed for more than 6,000 yards as a tailback in high school...His brother, Donzell II, was drafted 22nd by the Yankees in 1995 and is in their farm system, playing at the AA and AAA levels last

year...His father, Donzell Sr., played in the Pittsburgh organization...Two uncles also played pro sports, Ben in the NBA with Golden State and James in the NFL with the Los Angeles Rams.

McGEE, THOMAS S. JR. (TOM) [CA]

HT: 5-11; WT: 193; B: R; T: R; Signed by: Gil Kubski; Born: Jan. 29, 1975, Glendale, CA; Resides: Frederick, MD; Acquired: Signed as a non-drafted free agent, June 13, 1997.

YEAR	CLUB	CL	AVG	G	AB	R	H	TB	2B	3B	HR	RBI	SH	SF	HBP	BB	IBB	SO	SB	CS	GDP	SLG	OBP
1997	Bluefield	R	.244	27	86	14	21	29	5	0	1	8	0	0	5	11	0	22	2	1	3	.337	.363
1998	Delmarva	A	.288	50	123	16	33	44	5	0	2	14	2	2	3	9	0	23	4	2	2	.359	.328
1999	Frederick	A	.230	7	30	2	6	7	1	0	0	3	0	1	0	1	0	6	0	0	2	.233	.219
2000	Delmarva	A	.271	71	218	37	59	91	16	2	4	27	2	5	4	34	2	52	0	4	5	.417	.372
2000	Frederick	A	.222	85	252	29	56	76	12	1	2	27	6	2	4	25	0	74	5	1	9	.302	.300
Minor Lg. Totals			.247	240	709	98	175	247	39	3	9	79	10	16	83	2	177	11	8	21	.349	.333	

2000: Spent the season at Class A Frederick...Drew 4 walks and scored 2 runs on 5/17 vs. Winston-Salem...Threw out 37 of 112 runners attempting to steal (33.0%)...1999: Named to the South Atlantic League All-Star team...Batted .329 (32-97) through the first two months of the season, but only .223 (27-121) the rest of the year...Set a Delmarva team record with 3 home runs against Hickory on 5/24 and tied the club record with 12 total bases...Had a 10-game hitting streak, 5/13-27, batting .319 (15-47)...Threw out a combined 45 of 127 (35.4%) attempted base stealers between Delmarva and Frederick...1998: Spent the season at Delmarva...Caught in 39 games...Combined to hit .306 (19-62) in May and June, but batted only .230 (14-61) the rest of the season...1997: Batted .304 (7-23) in 7 games, all as DH, in June...Personal/Amateur: Is a 1993 graduate of Eisenhower HS in Rialto, CA...Was MVP and all-conference as a senior...Attended California Lutheran University for two years, batting .407 with 14 home runs as a senior...Enjoys volleyball and fishing...Married to the former Sonia Lentini (9/14/97) and they have a son, Zacharie (10/20/98).

McNATT, JOSHUA BRETT (JOSH) [LHP]

HT: 6-4; WT: 205; B: S; T: L; Signed by: Marc Ziegler; Born: July 23, 1977, Jackson, TN; Resides: Jackson, TN; Acquired: Orioles 6th round selection in 1996 First Year Player Draft.

YEAR	CLUB	CL	W	L	ERA	G	GS	CG	SHO	SV	IP	H	R	ER	HR	HB	BB	IBB	SO	WP	BK
1996	Gulf Coast	R	3	2	2.18	12	8	0	0	0	53.2	36	15	13	1	0	12	0	42	1	0
	Bluefield	R	0	1	8.53	2	1	0	0	0	6.1	10	6	6	1	0	6	0	7	1	0
1997	Delmarva	A	6	2	3.63	28	11	0	0	1	96.2	97	48	39	4	1	45	1	73	4	0
1998	Frederick	A	11	8	3.15	27	26	3	1	0	157.1	141	78	55	10	5	70	2	116	17	3
1999	Frederick	A	2	3	6.03	18	6	0	0	0	45.0	41	26	30	5	3	44	2	25	12	0
	Gulf Coast	R	1	0	0.00	1	0	0	0	0	2.0	1	0	0	0	1	0	0	2	0	0
	Bowie	AA	0	1	5.14	2	1	0	0	0	7.0	8	5	4	0	0	6	0	1	2	0
2000	Gulf Coast	R	0	0	8.59	9	0	0	0	0	14.2	19	19	14	1	0	17	0	10	3	0
	Delmarva	A	0	1	8.10	7	0	0	0	0	10.0	15	9	9	1	0	7	1	2	1	0
	Bowie	AA	0	0	0.00	1	0	0	0	0	3.1	0	0	0	0	0	0	0	0	0	0
Minor Lg. Totals			23	16	3.89	106	53	3	1	1	393.0	368	216	170	23	10	207	6	264	41	3

2000: After beginning the year at Extended Spring, saw action at AA Bowie, Class A Delmarva and Rookie League Gulf Coast, going a combined 0-1 with a 8.28 ERA (25IP, 23ER) in 17 games...Allowed 9 BB and 10 ER in 2.1IP in his first 2 games of the season...Pitched to a 2.51 ERA (14.1IP, 4ER) in July between Gulf Coast and Delmarva...Retired only batter he faced at Bowie...1999: Began the season at Frederick in the starting rotation before moving to the bullpen...Pitched first 6.0 innings and combined with Jeremy Halpin and Derek Brown to no-hit Salem on 4/15...Suffered control problems in his next two starts (11 walks and 6 wild pitches in 4.0IP) and was assigned to extended spring training, 5-19-7/1...Went 3-1 with a 3.49 ERA in 12 games, including 11 in relief, after his return...1998: Finished 3rd in Carolina League with 70 walks and tied for 5th in complete games (3) and shutouts (1)...Complete game was a 7-inning 2-hit victory 5/2 vs. Wilmington...In his first 7 starts through 5/17, went 3-1 with a 0.88 ERA (41.0IP, 4ER)...Won 3 straight games, 8/9-19, striking out 19 batters in 19.1IP, and pitched to a 2.66 ERA (40.2IP, 12ER) over his final 6 starts...Was named to Carolina League All-Star team...Tied for organization lead with 11 victories and was 3rd in ERA among O's farmhands...1997: Began season in bullpen before moving into starting rotation in late June...In 11 starts went 5-2 with a 2.84 ERA (57.0IP, 18ER)...Had a 1.71 ERA in July in 5 games (4 starts)...Was 9th in Orioles organization with a 3.63 ERA...1996: Was 3rd among Gulf Coast League starters allowing opponents only a .188 batting average (36-191)...Was 2nd among starters allowing only 8.18 base runners/9IP...Was 12th in league with a 2.18 ERA...Was 2-1 with a 1.16 ERA in 5 games (4 starts) in July...Personal/Amateur: Played baseball at Motlow State CC in Tullahoma, TN...Graduate of the University School of Jackson, TN...Played in state tournament in baseball and state championship game in football at University School...Played in the Connie Mack World Series...Hobbies are golf and skiing.

MEJIA, FRANCISCO [LHP]

HT: 6-1; WT: 140; B: L; T: L; Signed by: Carlos Bernhardt; Born: June 17, 1980, La Romana, DR; Resides: San Rafael del Yuma, DR; Acquired: Signed as a non-drafted free agent Dec. 7, 1996.

YEAR	CLUB	CL	W	L	ERA	G	GS	CG	SHO	SV	IP	H	R	ER	HR	HB	BB	IBB	SO	WP	BK
1997																					
1998																					
1999																					
2000	Frederick	A	0	0	4.50	4	1	0	0	0	10.0	9	5	5	1	0	6	0	7	0	0
	Bluefield	R	2	1	6.23	4	4	0	0	0	17.1	18	17	12	3	3	10	0	11	0	0
Minor Lg. Totals			2	1	5.60	8	5	0	0	0	27.1	27	22	17	4	3	16	0	18	0	0

2000: Pitched in 4 games, including one start, for Class A Frederick in the first half of June...Joined Rookie League Bluefield at the start of the Appalachian League schedule and made 4 starts for the Orioles, going 2-1 with a 6.23 ERA...Was sidelined in July with a sore left shoulder...1999: Went 2-0 with 2 saves and a 0.00 ERA in 9 games for San Pedro Orioles of Dominican Summer League...Allowed only 4 hits and no earned runs in 17.1IP while striking out 16...Held opponents to .063 average (4-63)...1998: Pitched in 6 games for San Pedro Orioles in DSL...Went 0-2 with a 7.37 ERA (17.1IP, 14ER)...Made 2 starts...1997: Spent season with San Pedro Orioles in DSL.

MEQUE, JACOBO [LHP]

HT: 6-2; WT: 175; B: L; T: L; Signed by: Carlos Bernhardt; Born: Oct. 1, 1983, Villa Altigracia, DR; Resides: Villa Altigracia, DR; Acquired: Signed as a non-drafted free agent, July 19, 2000, to a 2001 contract.

YEAR	CLUB	CL	W	L	ERA	G	GS	CG	SHO	SV	IP	H	R	ER	HR	HB	BB	IBB	SO	WP	BK
2001																					

Will be first professional season

MERCEDES, SANTO ADOLFO [RHP]

HT: 6-1; WT: 185; B: R; T: R; Signed by: Salvador Ramirez; Born: Apr. 9, 1982, El Saybo, DR; Resides: El Saybo, DR; Acquired: Signed as a non-drafted free agent on Apr. 30, 2000.

YEAR	CLUB	CL	W	L	ERA	G	GS	CG	SHO	SV	IP	H	R	ER	HR	HB	BB	IBB	SO	WP	BK
2000																					

Dominican Summer League

2000: Went 3-1 with a 4.66 ERA in 11 games in relief for San Pedro Orioles of Dominican Summer League...Struck out 27 batters in 29.0 IP.

MONTILLA, ELVIS D. [RHP]

HT: 6-3; WT: 165; B: R; T: R; Signed by: Carlos Bernhardt; Born: Aug. 26, 1981, Ramon Santana, DR; Resides: Ramon Santana, DR; Acquired: Signed as a non-drafted free agent Nov. 28, 1997.

YEAR	CLUB	CL	W	L	ERA	G	GS	CG	SHO	SV	IP	H	R	ER	HR	HB	BB	IBB	SO	WP	BK
1996																					
1999																					
2000	Gulf Coast	R	3	2	3.48	16	2	0	0	0	31.0	24	14	12	3	3	10	1	15	0	0
Minor Lg. Totals			3	2	3.48	16	2	0	0	0	31.0	24	14	12	3	3	10	1	15	0	0

2000: Spent season at Gulf Coast and held opponents to a .209 average...Made 2 starts and held opponents to a .118 average (4-34), including 5.0 shutout innings on 8/9, allowing one hit...Recorded 2 of his 3 wins at home, pitching to a 0.98 ERA (18.1IP, 2ER)...1999: Went 4-1 with a 1.80 ERA (35.0IP/7ER) in 8 starts for San Pedro Orioles of Dominican Summer League...Held opponents to .163 (23-139) average...1998: Pitched for San Pedro Orioles in DSL...Went 3-2 with a 4.32 ERA (56.2IP, 27ER) in 14 games, including 10 starts.

MORALES, PORFIRIO [CA]

HT: 6-2; WT: 170; B: R; T: R; Signed by: Carlos Bernhardt; Born: Apr. 14, 1981, Hato Mayor del Rey, DR; Resides: Hato Mayor del Rey, DR; Acquired: Signed as a non-drafted free agent, Sept. 29, 1999.

YEAR	CLUB	CL	AVG	G	AB	R	H	2B	3B	HR	RBI	SH	SF	HBP	BB	IBB	SO	SB	CS	GDP	SLG	OBP
2000																						

Dominican Summer League

2000: Played for San Pedro Orioles of Dominican Summer League and batted .226 (28-124) in 42 games.

NDUNGIDI, NTEMA [OF]

HT: 6-2; **WT:** 199; **B:** L; **T:** R; **Signed by:** Wayne Norton & Manny Estrada; **Born:** March 15, 1979, Kisangani, Zaire; **Resides:** Montreal, Quebec, Canada; **Acquired:** Orioles 3rd selection (sandwich pick between 1st and 2nd rounds) of 1997 First Year Player Draft, 36th selection overall...Draft choice was acquired as compensation from NY Yankees for free agent signing of LHP David Wells.

YEAR	CLUB	CL	AVG	G	AB	R	H	2B	3B	HR	RBI	SH	SF	BB	IBB	SO	SB	CS	GDP	SLG	OBP	
1997	Gulf Coast	R	.165	18	54	10	10	20	2	1	2	7	0	1	12	0	15	4	0	1	.370	.343
1998	Bluefield	R	.255	55	210	26	82	103	10	5	7	35	0	1	35	2	52	6	5	3	.490	.398
	Frederick	A	.300	1	2	0	0	0	0	0	0	0	0	0	0	1	0	0	0	.300	.000	
1999	Delmarva	A	.194	84	217	33	42	54	8	2	0	24	1	1	3	49	2	54	18	7	.240	.348
	Frederick	A	.266	60	192	40	51	67	10	3	0	18	1	1	3	39	0	43	4	2	.345	.396
2000	Frederick	A	.284	90	313	53	89	143	16	4	10	99	3	5	80	2	83	15	5	4	.457	.399
	Bowie	AA	.235	41	136	17	32	47	6	0	3	14	0	0	3	25	0	33	2	5	.346	.365
Minor Lg. Totals			.254	333	1124	179	296	434	52	15	22	157	5	7	14	220	6	281	50	16	.386	.381

2000: Finished 2nd in the Carolina League in on-base percentage (.389), 4th in slugging percentage (.457) and 6th in batting average (.284)...Was named to the CL All-Star team and earned the league's Player of the Month honors in April, batting .309 (25-81) with 5 HR and 17 RBI...Reached base safely in 24 consecutive games, 5/4-30, batting .349 (29-83) with 8 extra-base hits and 18 RBI...Was transferred to AA Bowie in July and batted .289 (13-45) in his first 14 games and .209 (19-91) over his final 27 games of the year...Was selected as organization's 4th best prospect by *Baseball America*...Following the season, played for Mesa in the Arizona Fall League and was named AFL Player of the Week, Oct. 17-23...1999: Split season between Frederick and Delmarva, and batted 72 points higher after joining the Keys on 6/28...Had the lowest average of any minor league player in April, batting .082 (5-61)...Hit .140 in his first 16 games at Frederick before starting a 10-game hitting streak and hitting safely in 16 of 17 games...Also had a 9-game streak earlier in the season at Delmarva...Over a 37-game span, 7/16-8/24, never went consecutive games without scoring at least one run...Drew 88 walks on the season, 11th most among all Class A players...1998: Rated by *Baseball America* as organization's 8th best prospect and 8th best prospect in Appalachian League...Was batting .203 (25-123) with 6 XBH through July before hitting .425 (37-87) in August, with 7 2B, 4 3B, 5 HR, 14 runs and 26 RBI in 25 games in August...Hit in 14 of 15 games, 7/31-8/13, batting .490 (24-49)...Led Bluefield in hits (62), 2B (10) and 3B (5)...Finished season at Frederick, appearing in 1 game...1997: Did not sign until August and played only final month of season...Half his hits were for extra bases...Hit .294 (7-24) on the road and .100 (3-30) at home in Sarasota...Personal/Amateur: Name is pronounced ENN-teema DOON-gee-dee...Nickname is "Papa"...Moved with family from Africa to Montreal in 1982 at age 3...Graduated from Edouard Montpetit HS in Quebec...School did not have a baseball team...Played for Canada's Academy of Baseball select team, comprised of best amateur players in country...Homered off a speaker bank near the top of Montreal's Olympic Stadium in an amateur game...Is the highest drafted Quebecer ever...Pitcher Martin Mainville was selected with the 55th pick of the 1995 draft by the hometown Expos...Worked out with Orioles in Toronto before signing.

NOVA, WERINTON [OF]

HT: 6-3; **WT:** 175; **B:** R; **T:** R; **Signed by:** Salvador Ramirez; **Born:** Sept. 1, 1981, Santo Domingo, DR; **Resides:** Santo Domingo, DR; **Acquired:** Signed as a non-drafted free agent, July 7, 1999.

YEAR	CLUB	CL	AVG	G	AB	R	H	2B	3B	HR	RBI	SH	SF	BB	IBB	SO	SB	CS	GDP	SLG	OBP
2000																					

2000: Played 46 games for San Pedro Orioles of Dominican Summer League and tied for club lead with 8 HR.

ORMOND, WILLIAM RODNEY (RODNEY) [RHP]

HT: 6-4; **WT:** 210; **B:** R; **T:** R; **Signed by:** Marc Tramuta; **Born:** June 17, 1977, Goldsboro, NC; **Resides:** Princeton, NC; **Acquired:** Orioles 27th round selection in 1999 First Year Player Draft.

YEAR	CLUB	CL	W	L	ERA	G	GS	CG	SHO	SV	IP	H	R	ER	HR	HB	BB	IBB	SO	WP	BK
1999	Bluefield	R	1	0	0.00	4	0	0	0	0	9.1	2	4	0	0	0	3	0	11	1	0
	Delmarva	A	1	2	2.89	17	1	0	0	3	37.1	29	16	12	1	4	19	0	35	5	2
2000	Frederick	A	2	5	3.63	39	0	0	0	2	67.0	66	38	27	3	3	25	0	59	4	0
Minor Lg. Totals			4	7	3.09	60	1	0	0	5	113.2	97	58	39	4	7	47	0	105	10	2

2000: Made 39 relief appearances for Class A Frederick and finished 12 games...Struck out 59 batters in 67.0 innings and allowed just 3 home runs...Went 8 consecutive outings without allowing an earned run, 5/15-6/11 (16.2IP, 9H, 22K)...Went 1-0 with a 0.77 ERA (11.2IP, 1ER) in 6 games in August...1999: Began season at Bluefield and did not allow an earned run in 4 appearances, finishing each

game...Moved on to Delmarva, where he appeared in 17 games, finishing 7...Saved two games and had a 2.08 ERA in July...Struck out 7 batters in 3.0 innings of relief on 7/30 vs. Columbus as he and Jancy Andrade combined on a one-hit shutout...Did not allow a run in 10.1 consecutive innings over 4 appearances, 8/10-27...Held opponents to a .218 average...Personal/Amateur: Graduated from N.C. State University...Is a 1995 graduate of Princeton (NC) HS, where he was named all-state and won two state championships...Hobbies include fishing, surfing and working out.

OSAL, EDECIO JOSE [LHP]

HT: 6-1; **WT:** 180; **B:** L; **T:** L; **Signed by:** Arturo Sanchez; **Born:** Mar. 1, 1982, Barquisimeto, Venezuela; **Resides:** Barquisimeto, Venezuela; **Acquired:** Signed as a non-drafted free agent on Aug. 12, 1998, to a 1999 contract.

YEAR	CLUB	CL	W	L	ERA	G	GS	CG	SHO	SV	IP	H	R	ER	HR	HB	BB	IBB	SO	WP	BK
1999																					
2000																					

2000: Went 0-2 with a 2.55 ERA (24.1IP/7ER) for Cabudare in Venezuelan Summer League...Appeared in 11 games, including 3 starts...1999: Went 1-2 with a 7.48 ERA (21.2IP/18ER) for Cabudare...Pitched in 12 games, making 2 starts.

OSSE, KOMIS [RHP]

HT: 6-1; **WT:** 150; **B:** R; **T:** R; **Signed by:** Salvador Ramirez; **Born:** Feb. 26, 1983, San Pedro de Macoris, DR; **Resides:** San Pedro de Macoris, DR; **Acquired:** Signed as a non-drafted free agent Oct. 29, 1999, to a 2000 contract.

YEAR	CLUB	CL	W	L	ERA	G	GS	CG	SHO	SV	IP	H	R	ER	HR	HB	BB	IBB	SO	WP	BK
1999																					
2000																					

2000: Went 0-1 with a 8.36 ERA in 7 games for San Pedro Orioles in Dominican Summer League...Struck out 16 batters in 14.0 innings.

PARADIS, MICHAEL PAUL [RHP]

HT: 6-3; **WT:** 190; **B:** R; **T:** R; **Signed by:** Lamar North; **Born:** May 3, 1978, Worcester, MA; **Resides:** Clemson, SC; **Acquired:** Orioles 1st round selection (13th overall) in 1999 First Year Player Draft.

YEAR	CLUB	CL	W	L	ERA	G	GS	CG	SHO	SV	IP	H	R	ER	HR	HB	BB	IBB	SO	WP	BK
1999	Delmarva	A	0	1	15.00	2	2	0	0	0	3.0	3	5	5	0	0	4	0	6	0	1
2000	Delmarva	A	6	5	3.99	18	18	0	0	0	97.0	95	53	43	5	7	49	0	81	10	2
	Frederick	A	2	5	4.17	8	8	1	0	0	45.1	55	24	21	1	4	24	0	32	2	0
Minor Lg. Totals			8	11	4.27	28	28	1	0	0	145.1	153	82	69	6	11	77	0	119	12	3

2000: Split the season between Class A Delmarva and Frederick, going a combined 8-10 with a 4.07 ERA...Won consecutive starts, 5/4-9, pitching 6 shutout innings and allowing 2 hits in each...Struck out a season-high 8 batters in the outing on 5/9 against Cape Fear...Went 3-1 with a 2.84 ERA in May...Was transferred to Frederick in late July and lost his first decision with the Keys, despite allowing just one run in a 6-inning complete game at Myrtle Beach...1999: Joined Delmarva shortly after signing in July...Pitched 2.0 scoreless innings with 3 strikeouts in his professional debut...Appeared in only two games due to a hyper-extended right elbow...Personal/Amateur: Was Orioles first pick in 1999 First Year Player Draft...Attended Clemson University, where he went 6-1 with a 4.37 ERA, including 87 strikeouts in 91.0IP, in 16 games...Was selected by Oakland in the 7th round of the 1996 draft, but did not sign...Last name pronounced PAIR-uh-dice.

PASCUAL, JUAN [RHP]

HT: 6-2; **WT:** 170; **B:** R; **T:** R; **Signed by:** Carlos Bernhardt; **Born:** Dec. 12, 1982, San Pedro de Macoris, DR; **Resides:** San Pedro de Macoris, DR; **Acquired:** Signed as a non-drafted free agent, Sept. 27, 1999.

YEAR	CLUB	CL	W	L	ERA	G	GS	CG	SHO	SV	IP	H	R	ER	HR	HB	BB	IBB	SO	WP	BK
2000																					

2000: Went 0-2 with a 3.52 ERA (30.2IP, 12ER) for San Pedro Orioles of Dominican Summer League...Pitched in 12 games, including 3 starts, and struck out 35 batters while holding opponents to a .211 ERA.

PEREZ, CARLOS [LHP]

HT: 6-1; WT: 150; B: L; T: L; Signed by: Salvador Ramirez; Born: May 20, 1982, San Pedro de Macoris, DR; Resides: San Pedro de Macoris, DR; Acquired: Signed as a non-drafted free agent, Sept. 9, 1999.

YEAR	CLUB	CL	W	L	ERA	G	GS	CG	SHO	SV	IP	H	R	ER	HR	HB	BB	IBB	SO	WP	BK
2000																					

Dominican Summer League

2000: Went 3-6 with a 3.39 ERA in 12 games, including 11 starts for San Pedro Orioles in Dominican Summer League.

PEREZ, FELIPE [CA/OF]

HT: 6-3; WT: 190; B: R; T: R; Signed by: Carlos Bernhardt; Born: Sept. 2, 1979, Higüey, DR; Resides: La Romana, DR; Acquired: Signed as a non-drafted free agent, Dec. 7, 1996.

YEAR	CLUB	CL	AVG	G	AB	R	H	TB	2B	3B	HR	RBI	SH	SF	HBP	BB	IBB	SO	SB	CS	GDP	SLG	OBP
1997																							
1998																							
1999																							
2000	Bluefield	R	.240	27	106	10	24	37	2	1	3	10	0	1	4	3	0	39	1	1	2	.370	.287
Minor Lg. Totals			.240	27	106	10	24	37	2	1	3	10	0	1	4	3	0	39	1	1	2	.370	.287

2000: Spent season at Rookie League Bluefield...Hit safely in 11 of his first 15 games, batting .245 (13-53)...Hit 2 home runs on 7/17 vs. Burlington...Batted .273 (18-66) in 19 games in July...Had an 0-for-24 stretch late in the year to drop his average 36 points...1999: Played for San Pedro Orioles in Dominican Summer League and led the division with 49 RBI...1998: Batted .221 (38-172) in 53 games for San Pedro Orioles...Led team with 8 HR and 29 RBI and had 8 doubles...1997: Was 2nd on San Pedro Orioles with a .286 (50-175) batting average and 25 RBI...Led team with .455 slugging pct. and .438 on-base pct....Tied for 2nd with 3 triples and 2 homers.

PEREZ, RANDAL (RANDY) ANTHONY [LHP]

HT: 6-1; WT: 169; B: R; T: L; Signed by: Ray Krawczyk; Born: Apr. 13, 1980, San Diego, CA; Resides: Sarasota, FL; Acquired: Orioles 8th round selection in 1998 First Year Player Draft.

YEAR	CLUB	CL	W	L	ERA	G	GS	CG	SHO	SV	IP	H	R	ER	HR	HB	BB	IBB	SO	WP	BK
1998	Gulf Coast	R	0	2	4.50	6	0	0	0	2	24.0	29	13	12	1	0	7	2	17	1	0
1999	Delmarva	A	0	2	7.11	21	0	0	0	2	25.1	29	22	20	4	2	15	0	9	2	0
	Bluefield	R	4	3	2.70	14	5	1	0	0	50.0	51	26	15	4	2	12	0	39	4	0
	Frederick	A	0	1	9.00	2	1	0	0	0	7.0	14	8	7	0	0	1	0	4	1	0
2000	Delmarva	A	10	9	3.56	25	25	1	1	0	154.0	147	70	61	4	1	33	2	123	4	0
Minor Lg. Totals			14	17	3.98	70	31	2	1	4	200.1	269	139	115	13	5	68	4	192	12	0

2000: Led Class A Delmarva in wins (10), starts (25) and innings (154.0) and was named to the South Atlantic League All-Star team...Pitched a complete-game 3-hitter at Piedmont on 5/13...Was named SAL Pitcher of the Week, 6/16-22, after pitching 8.0 shutout innings, allowing 3 hits and striking out 8 against Asheville in his only appearance of the week...Earned the victory over Columbus in the first game of the SAL Championship Series, allowing just 4 hits in 7.0 shutout innings...1999: Selected to the Appalachian League postseason All-Star team...Spent the final month in the rotation, going 3-2 with a 2.25 ERA in 5 starts, including one complete game...Was 1-1 with a 3.50 ERA in 9 relief appearances...Began the season at Delmarva and allowed one earned run in 8 appearances, 5/9-6/3...1998: Pitched for Gulf Coast O's...Developed mononucleosis and did not pitch in August...Personal/Amateur: Graduated from San Diego's El Capitan HS in '98...Was all-league in both of his varsity seasons...Hobbies are fishing and hunting...Played in Lakeside Little League program and Palamino League in San Diego.

PEREZ, WENDY [OF]

HT: 6-0; WT: 153; B: R; T: R; Signed by: Salvador Ramirez; Born: Mar. 1, 1982, La Romana, DR; Resides: La Romana, DR; Acquired: Signed as a non-drafted free agent, Apr. 28, 1999.

YEAR	CLUB	CL	AVG	G	AB	R	H	TB	2B	3B	HR	RBI	SH	SF	HBP	BB	IBB	SO	SB	CS	GDP	SLG	OBP
1998																							
1999																							
2000																							

Dominican Summer League

2000: Played for San Pedro Orioles of Dominican Summer League and hit .243 (51-210) with 11 SB in 62 games...1999: Batted .209 (14-67) in 29 games for San Pedro Orioles.

PHILLIPS, JAMES CHASE [RHP]

HT: 6-2; WT: 180; B: R; T: R; Signed by: Marc Ziegler; Born: Oct. 24, 1980, Zanesville, OH; Resides: Zanesville, OH; Acquired: Orioles 33rd round selection in 1999 First Year Player Draft.

YEAR	CLUB	CL	W	L	ERA	G	GS	CG	SHO	SV	IP	H	R	ER	HR	HB	BB	IBB	SO	WP	BK
1999	Gulf Coast	R	1	1	3.50	15	0	0	0	2	27.2	25	16	12	1	3	17	1	16	6	0
2000	Bluefield	R	2	3	10.80	22	0	0	0	0	28.1	49	38	34	6	3	22	0	17	1	0
Minor Lg. Totals			3	4	7.39	37	0	0	0	2	56.3	74	44	46	7	6	39	1	33	7	0

2000: Spent season at Bluefield...In second game of the year, pitched 2.2 scoreless innings and struck out a season-high 4 batters...Allowed runs in each of his last 8 appearances of the season, pitching to a 16.06 ERA (12.1IP, 22ER) during that time...1999: Appeared in 15 games, finishing 6, in his first pro season at Gulf Coast...Held opponents to a .245 average (25-102)...Personal/Amateur: Graduated from Maysville (OH) HS...Hobbies include hunting and fishing.

PICKERING, CALVIN [1B]

HT: 6-5; WT: 290; B: L; T: L; Signed by: Harry Shelton; Born: Sept. 29, 1976, St. Thomas, Virgin Islands; Resides: Temple Terrace, FL; Acquired: Orioles 35th round selection in 1995 First Year Player Draft.

YEAR	CLUB	CL	AVG	G	AB	R	H	TB	2B	3B	HR	RBI	SH	SF	HBP	BB	IBB	SO	SB	CS	GDP	SLG	OBP
1995	Gulf Coast	R	.500	15	60	8	30	43	10	0	1	22	0	1	0	2	0	6	0	0	3	.717	.506
1996	Bluefield	R	.325	60	200	45	65	135	14	1	18	68	0	1	2	28	4	64	8	2	4	.575	.411
1997	Delmarva	A	.311	122	444	88	136	246	31	1	25	79	0	1	9	53	2	139	6	3	14	.554	.394
1998	Bowie	AA	.300	136	488	93	151	276	28	2	31	114	0	2	11	98	15	119	4	6	20	.566	.434
1999	BALTIMORE	AL	.238	9	21	4	5	11	0	0	2	3	0	0	3	0	4	1	0	2	.524	.333	
	Rochester	AAA	.285	103	372	63	106	174	20	0	18	63	0	4	11	60	6	99	1	3	10	.468	.356
	BALTIMORE	AL	.125	23	40	4	5	9	1	0	1	5	0	0	11	0	16	0	0	1	.225	.314	
2000	Rochester	AAA	.218	60	197	20	43	71	10	0	6	30	0	2	1	36	2	70	2	2	4	.360	.339
Minor Lg. Totals			.303	499	1761	317	533	945	113	4	97	374	0	11	34	277	30	497	21	16	55	.537	.405
ML Totals			.164	32	61	8	10	20	1	0	3	8	0	0	0	14	0	20	1	3	329	.320	

2000: Was limited to 60 games at AAA Rochester with an injured left quadricep...Did not play after June 19 and had surgery on 8/30...Batted .209 (31-148) through the first two months of the season before batting .245 (12-49) in 16 games in June...Average peaked at .227 on 5/26...1999: Spent most of the season at Rochester, but had two stints with the Orioles, batting .125 in 23 games...Batted .285 with the Red Wings with 20 2B, 16 HR and 63 RBI in 103 games...Hit .366 and had 10 of his 16 HR in July...Hit .251 with 5 HR and 24 RBI through June, then batted .313 with 11 HR and 39 RBI from July 1 to end of the season...With Rochester, hit just .187 (14-75) with 4 homes off lefties while batting .310 (92-297) with 12 homers off right-handed pitchers...Joined the Orioles on 5/3 for their exhibition game against Cuba at Camden Yards and was officially recalled from Rochester and added to roster following the game...Went 0-for-7 in 7 games with the Birds, but drew 5 walks in 12 plate appearances...Was optioned back to Rochester on 5/13...Was recalled for second time by Orioles on 9/7 following completion of Rochester season...Played in 16 games for O's, including 9 starts, and batted .152...Went 2-for-4 with a double and home run in second game of 9/23 doubleheader vs. Oakland, his only multi-hit game and extra-base hits of season...Participated in the Futures Game prior to Major League All-Star Game in Boston and went 0-for-1...Following the season, played for Scottsdale Scorpions in Arizona Fall League...1998: Spent most of season at AA Bowie where he led Eastern League in HR (31) and RBI (114)...Finished 5th in the EL with a .309 batting average...Led the E.L. with a .566 Slugging Pct. and a .434 On-Base Pct. and was 3rd with 93 RS...His HR and RBI totals both set Bowie Baysox single season records...Was named Eastern League Player of the Year and was named to the Howe Sportsdata All-Prospect Team...Twice was named Orioles Organizational Player of the Month (July and August) and twice was awarded Eastern League Player of the Week honors...Was EL Player of the Month for August when he batted .396 with 12 HR and 34 RBI...Represented Orioles in AA All-Star Game at New Haven, CT on 7/8...Contract was purchased by Orioles on 9/11 and made his major league debut on 9/12 vs. Anaheim as DH...Started at first base on 9/19 vs. New York and collected his first major league hit when he homered off David Cone...Both his major league home runs came off former Cy Young Award winners as he took Pedro Martinez deep at Fenway Park on 9/24...Batted safely in 5 of the 9 games that he played in and 4 of his 6 starts...Following the season he played winter ball in Puerto Rico for the Mayaguez club...1997: Ranked among South Atlantic League leaders in slugging (.455, 2nd), homers (25, 3rd), extra base hits (57, 5th) and batting average (.311, 7th)...Led team in each category except extra base hits (2nd to Ryan Minor)...Led Orioles farmhands in homers and was 4th in RBI and 6th in batting average...Was hitting only .258 (42-163) through May with 6 HR...Batted .426 (26-61) in June...Hit .343 (35-102) in July...Had 5 multi-homer games, including back-to-back contests 6/14-15 at Fayetteville...Played for Maui Stingrays in Hawaiian Winter League and was co-league leader with 10 HR, 6th in batting (.301, 46-153) and 2nd in on-base pct. (.426) and slugging (.558)...1996: Was named recipient of the Brooks Robinson award

given annually to the top position player in the Orioles system, Player of the Year, the first Rookie League player so honored since award's inception in '79...Led Appy League in homers (18), RBI (66), total bases (135), extra base hits (33), slugging pct. (.675) and intentional walks (4) and finished 4th with a .325 batting average...Was named to league's post-season All-Star team...Was tied for 3rd among short-season players with 18 homers, T4th with 66 RBI, and 2nd in slugging pct. (.675)...His 13 homers in August tied High Desert's Chris Kirgan for organization high for month and was 2nd among all minor leaguers...Named Howe SportsData's Star of Stars for Appalachian League for overall statistical performance...Twice was named Appy Player of the Week: 8/5-11, when he batted .444 (12-27) with 4 HR, 9 runs and 10 RBI; and 8/19-25, when he hit .400 (10-25) with 5 HR, 8 runs and 12 RBI...Had 18 multi-hit games...Finished year with 9-game hitting streak, 8/18-27, batting .471 (16-34) with 7 HR, 10 runs and 20 RBI...Collected 6 RBI 8/23 vs. Bristol...Was Bluefield's Player of the Month in both July and August...1995: Hit safely in 14 of 1st 15 games including a 13-game hitting streak (28-54) 8/12-25...Earned 2 GCL Player of the Week Awards in August...Personal/Amateur: Married to the former Jessica Gonzalez (10/13/00)...Grew up in the U.S. Virgin Islands and came to the United States while in high school...Graduated in 1995 from King HS in Tampa, FL...Enjoys working out and swimming...In 1999, the Orioles drafted and signed his brother, Kelvin Pickering, who played for the Gulf Coast League Orioles...Like Calvin, he was selected in the 35th round and signed by Orioles scout Harry Shelton.

PICKERING, KELVIN MARINO [1B]

HT: 6-1; WT: 215; B: R; T: R; Signed by: Harry Shelton; Born: Sept. 7, 1979, St. Thomas, Virgin Islands; Resides: Tampa, FL; Acquired: Orioles 35th round selection in 1999 First Year Player Draft.

YEAR	CLUB	CL	AVG	G	AB	R	H	TB	2B	3B	HR	RBI	SH	SF	HBP	BB	IBB	SO	SB	CS	GDP	SLG	OBP
1999	Gulf Coast	R	.194	23	72	8	14	19	2	0	1	3	0	0	1	4	0	25	0	0	3	.264	.247
2000	Gulf Coast	R	.210	27	81	11	17	25	2	0	2	6	0	0	1	6	1	25	3	0	2	.309	.293
Minor Lg. Totals				203	153	19	31	44	4	0	3	9	0	0	2	12	1	50	3	0	5	.268	.270

2000: Went 3-for-4 in his first start of the year, one of 2 multi-hit games on the season...Made 2 starts at catcher...1999: Spent first pro season at Gulf Coast, appearing in 23 games, including 8 at catcher...Personal/Amateur: Is the brother of Orioles prospect Calvin Pickering...Both brothers were selected in the 35th round of the draft (Calvin-1995) and signed by scout Harry Shelton...Graduated from King HS in Tampa.

PLANK, TERRY R. [RHP]

HT: 6-5; WT: 195; B: L; T: R; Signed by: Marc Tramuta; Born: Apr. 19, 1978, Hampton, VA; Resides: Hampton, VA; Acquired: Orioles 43rd round selection in 1999 First Year Player Draft.

YEAR	CLUB	CL	W	L	ERA	G	GS	CG	SHO	SV	IP	H	R	ER	HR	HB	BB	IBB	SO	WP	BK
1999	Bluefield	R	1	3	6.88	20	1	0	0	0	32.1	42	26	24	6	2	12	0	46	4	2
2000	Delmarva	A	3	7	3.83	48	0	0	0	5	74.1	74	36	30	2	5	32	2	73	5	0
Minor Lg. Totals			4	10	4.56	68	1	0	0	5	106.2	116	62	54	8	7	44	2	119	9	2

2000: Spent the season at Class A Delmarva and was second on the team in appearances (48), games finished (25) and saves (5)...Pitched to a 1.86 ERA over his first 10 games of the season...Earned the win on 5/6 vs. Greensboro, pitching 3.0 scoreless innings and striking out 5...Had 4 appearances in which he pitched at least 3.0 innings without allowing a run...Posted a 1.58 ERA at home, holding opponents to a .189 average...1999: Made 20 appearances and finished 6 games at Bluefield...Averaged 12.8 strikeouts per 9.0IP...Personal/Amateur: Attended Methodist College in North Carolina.

PRUITT, JASON W. [LHP]

HT: 6-3; WT: 197; B: L; T: L; Signed by: Jeff Morris; Born: Aug. 6, 1980, Casper, WY; Resides: Marana, AZ; Acquired: Orioles 16th round selection in 1998 First Year Player Draft.

YEAR	CLUB	CL	W	L	ERA	G	GS	CG	SHO	SV	IP	H	R	ER	HR	HB	BB	IBB	SO	WP	BK
1998	Gulf Coast	R	4	3	4.09	17	3	0	0	1	46.1	44	21	21	6	3	17	0	47	4	0
1999	Bluefield	R	2	4	6.00	17	8	0	0	1	54.0	56	41	36	9	1	31	0	57	8	0
2000	Delmarva	A	0	0	16.20	2	0	0	0	0	1.2	5	5	3	0	0	1	0	2	0	0
Minor Lg. Totals			6	7	5.29	36	11	0	0	2	102.0	105	67	60	15	4	49	0	106	12	0

2000: Was limited to 2 games for Delmarva before undergoing surgery on his left elbow in May and missed the remainder of the season...1999: Split time between rotation and bullpen at Bluefield...Was 1-3 with a 7.41 ERA as a starter, but went 1-1 with one save and a 2.76 ERA in 9 relief appearances...Pitched 5.0 shutout innings, allowing one hit and striking out 7 on 7/10 vs. Burlington...Allowed 9 home runs, tied for 5th in the Appalachian League...1998: Debuted in Gulf Coast League...In first 13 appearances, all in relief, went 3-1 with 1 save and a 2.43 ERA (29.2IP, 8 ER)

with 35 strikeouts and opponents batted only .202 in that time...Allowed 6 HR, tied for 2nd most in GCL...Personal/Amateur: Graduated in '98 from Mt. View HS in Marana, AZ, where he earned 3 letters in baseball and captained his team as a senior...He posted a 1.17 ERA and averaged 15.9K/9IP as a senior...Played for Thornydale Little League in Tucson and also played Connie Mack League ball...Enjoys fishing, hunting and roping and riding horses.

RACHELS, WESLEY ADAM [1B]

HT: 5-9; WT: 180; B: R; T: R; Signed by: Mark Ralson (Phillies); Born: Jan. 19, 1976, Los Angeles, CA; Resides: Las Vegas, NV; Acquired: Signed as a minor league free agent, April 5, 2000.

YEAR	CLUB	CL	AVG	G	AB	R	H	TB	2B	3B	HR	RBI	SH	SF	HBP	BB	IBB	SO	SB	CS	GDP	SLG	OBP
1998	Batavia	A	.301	41	133	19	40	45	5	0	0	16	0	0	2	18	0	15	2	1	9	.338	.352
2000	Delmarva	A	.260	123	373	58	97	113	14	1	0	46	7	4	5	96	0	58	7	1	13	.303	.414
Minor Lg. Totals			.271	164	506	77	137	158	19	1	0	62	7	4	7	114	0	73	9	2	22	.313	.409

2000: Was 2nd in the SAL and 7th among all Class A players with 96 walks...Tied for 3rd in the league with a .414 on-base percentage despite batting just .260...Hit .319 in 16 games in April...Reached base safely in 14 straight games, 4/20-5/2...Had a string of 50 straight games without committing an error, 6/3-8/6...Batted .330 vs. LHP...1999: Released by the Phillies on 6/13...1998: Was originally selected by Philadelphia in the 34th round of the 1998 First Year Player Draft...Made his professional debut at Class A Batavia...Personal/Amateur: Is a graduate of Loyola HS in Los Angeles and University of Southern California...Was named College World Series MVP, helping the Trojans to the championship...Had a CWS-record 7 RBI in the championship game with 5 hits (2B, HR, 3 singles) in 7 at-bats.

RAINES, TIMOTHY (TIM) JR. [OF]

HT: 5-10; WT: 183; B: R; T: R; Signed by: Harry Shelton; Born: Aug. 31, 1979, Memphis, TN; Resides: Heathrow, FL; Acquired: Orioles 6th round selection in 1998 First Year Player Draft.

YEAR	CLUB	CL	AVG	G	AB	R	H	TB	2B	3B	HR	RBI	SH	SF	HBP	BB	IBB	SO	SB	CS	GDP	SLG	OBP
1998	Gulf Coast	R	.244	56	197	40	48	66	7	4	1	13	3	0	12	30	1	53	37	4	0	.335	.377
1999	Delmarva	A	.249	117	415	80	103	149	24	8	2	49	3	4	3	71	1	130	49	16	1	.359	.359
2000	Frederick	A	.236	127	457	89	106	141	21	3	2	35	11	3	13	67	0	106	81	19	8	.309	.348
Minor Lg. Totals			.243	300	1069	209	256	356	52	15	5	98	17	7	28	166	2	289	167	39	9	.333	.356

2000: Led Orioles farmhands and was 4th among all minor leaguers with 81 stolen bases...Had two or more steals in a game 23 times, including a career-high 4 SB on 5/4 at Potomac...Also had 4 hits, including a 2B and 3B in that game vs. Potomac...Led all minor league players with 25 stolen bases in April...Stole at least one base in 6 straight games, 4/6-13, the longest such streak in the minors...Was 2nd in the Carolina League with 89 runs and scored at least one run in 68 games...Batted .167 (17-102) over his final 30 games to drop his average from .256 to .236...1999: Led organization with 49 stolen bases...Stole 18 bases in 24 games, 7/28-8/22...Was tied for 3rd in South Atlantic League in triples (8) and 5th in walks (71)...Also led Delmarva in runs (80), hits (103), doubles (24) and extra-base hits (34)...Hit safely in 12 of 13 games, 8/1-13, batting .358 (19-53) with 16 runs...For the month of August, batted .310 (35-113) with 27 runs and 19 stolen bases...Hit for the cycle on 8/20 vs. Savannah...Stole 3 bases in a game on 3 separate occasions...1998: Finished 2nd in Gulf Coast League in stolen bases (37) and tied for 2nd in walks (30)...Was tied for 2nd in stolen bases among Orioles farmhands...Batted .421 (16-38) in June...Batted .500 (13-26) during 6-game hitting streak, 6/26-7/3, with 6 XBH...Twice stole 3 bases in a game...Personal/Amateur: Son of veteran OF Tim Raines, 5th on baseball's all-time stolen base list...Both father and son attended press conference announcing younger Raines' signing 6/15/98; Tim Sr. was with Yankees who were playing the Orioles that night at Camden Yards...Graduated from Seminole HS, where he lettered 4 years in baseball and also played football (3 yrs.) and basketball (1 yr.)...Earned all-state and all-conference honors and captained baseball team his senior year...Played for American Legion World Series champion Sanford (FL) team in 1997...Also played in Sanford Little League program...Enjoys basketball and golf and watching television.

RAKERS, AARON JAMES [RHP]

HT: 6-3; WT: 205; B: R; T: R; Signed by: Earl Winn; Born: Jan. 22, 1977, Trenton, IL; Resides: Trenton, IL; Acquired: Orioles 23rd round selection in 1999 First Year Player Draft.

YEAR	CLUB	CL	W	L	ERA	G	GS	CG	SHO	SV	IP	H	R	ER	HR	HB	BB	IBB	SO	WP	BK
1999	Bluefield	R	0	0	2.57	3	0	0	0	0	7.0	5	2	2	1	0	3	0	12	0	0
	Delmarva	A	4	1	1.42	16	0	0	0	8	25.1	9	6	4	0	0	13	0	38	1	0
2000	Frederick	A	1	1	1.55	26	0	0	0	8	40.2	23	8	7	2	2	12	1	57	1	0
	Bowie	AA	3	2	2.79	24	0	0	0	8	29.0	20	11	9	5	1	10	0	21	0	0
Minor Lg. Totals			8	4	1.94	71	0	0	0	24	102.0	57	27	22	8	3	38	1	128	2	1

2000: Split the season between Class A Frederick and AA Bowie, going a combined 4-3 with 16 saves and a 2.07 ERA in 50 games...Struck out at least one batter in 23 of 26 appearances with Frederick, including 7 batters in 3.0 scoreless innings vs. Myrtle Beach on 5/20...Averaged 12.6 K/9.0IP for the Keys...Transferred to Bowie on 6/28 and went 0-1 with 3 saves and a 7.94 ERA in his first four AA outings...From 7/10 through the end of the season, went 3-1 with 5 saves and a 1.54 ERA (23.1IP, 4ER)...Held opponents to a .176 average, 10th lowest among all full season minor league relief pitchers...1999: Reported to Bluefield shortly after signing and pitched in 3 games, striking out 12 in 7.0IP...Transferred to Delmarva, where he finished 16 of 18 games and led the team with 8 saves...Did not allow a run in his first 7 appearances with the Shorebirds, striking out 13 in 8.1IP...Averaged 13.9 strikeouts/9.0IP on the season...Earned the victory in relief vs. Hagerstown on 8/7, pitching 6.0 scoreless innings, allowing one hit and striking out 9...Held opponents to a .108 (9-83) average...Personal/Amateur: Last name pronounced "ROCK-ers"...Graduated from Weslin HS.

RAMIREZ, ENRIQUE ART [RHP]

HT: 6-2; WT: 195; B: R; T: R; Signed by: Carlos Bernhardt; Born: Aug. 15, 1979, El Seibo, DR; Resides: El Seibo, DR; Acquired: Signed as a non-drafted free agent Dec. 7, 1996.

YEAR	CLUB	CL	W	L	ERA	G	GS	CG	SHO	SV	IP	H	R	ER	HR	HB	BB	IBB	SO	WP	BK
1997																					
1998																					
1999	Gulf Coast	R	0	0	2.45	9	0	0	0	5	11.0	9	3	3	0	1	3	0	7	0	0
	Bluefield	R	0	1	3.07	13	0	0	0	1	14.2	18	9	5	0	4	9	0	14	1	0
2000	Bluefield	R	1	3	4.57	25	0	0	0	8	21.2	23	15	11	0	1	17	0	18	4	1
Minor Lg. Totals			1	4	3.61	47	0	0	0	14	47.1	50	27	19	0	6	29	0	39	5	1

2000: Spent season at Bluefield and finished 2nd in the Appalachian League with 8 saves and 3rd with 25 appearances...Picked up one win and 3 saves over his final 7 outings of the season, allowing one hit and no runs in 6.1 innings...1999: Went a combined 0-1 with 6 saves and a 2.80 ERA in 22 games at Bluefield and Gulf Coast...Began season at Gulf Coast and did not allow a run in his first 7 appearances (8.1IP)...Held opponents to a .214 (9-42) average at Gulf Coast...Finished 11 of his 13 games at Bluefield...1998: Pitched in only 1 game for San Pedro Orioles in Dominican Summer League, allowing a hit and a walk in 2.0IP...Injured his right knee and missed the remainder of the season...1997: Went 2-1 with a 5.35 ERA in 10 games for San Pedro Orioles in the DSL...Made 5 starts...Pitched 37.0 innings, allowing 47 hits and 22 walks with 26 strikeouts...Pitched in Dominican Winter League, going 1-2 with a 4.31 ERA in 11 games for San Pedro Orioles.

RAMIREZ, JOSE BAUTISTA [RHP]

HT: 6-0; WT: 150; B: R; T: R; Signed by: Salvador Ramirez; Born: Feb. 23, 1982, Quisqueya, DR; Resides: Quisqueya, DR; Acquired: Signed as a non-drafted free agent July 21, 1998, to a 1999 contract.

YEAR	CLUB	CL	W	L	ERA	G	GS	CG	SHO	SV	IP	H	R	ER	HR	HB	BB	IBB	SO	WP	BK
1999																					
2000																					

2000: Pitched for San Pedro Orioles of Dominican Summer League and went 3-4 with a 3.81 ERA (49.2IP, 21ER)...Appeared in 15 games, starting 6, and struck out 52 batters...1999: Went 0-0 with one save and a 0.00 ERA in 6 games for San Pedro Orioles...Did not allow an earned run in 10.1IP, striking out 9.

RAMIREZ, LUIS [RHP]

HT: 6-4; WT: 182; B: R; T: R; Signed by: Arturo Sanchez; Born: June 9, 1982, Caracao, Netherland Antilles; Resides: Curacao, Netherland Antilles; Acquired: Signed as a non-drafted free agent, Feb. 4, 2000.

YEAR	CLUB	CL	W	L	ERA	G	GS	CG	SHO	SV	IP	H	R	ER	HR	HB	BB	IBB	SO	WP	BK
2000																					

2000: Went 3-2 with a 3.67 ERA (34.1IP/14ER) for Cabudare of Venezuelan Summer League...Pitched in 13 games, including 3 starts.

REED, KEITH A. [OF]

HT: 6-4; WT: 215; B: R; T: R; Signed by: Jim Howard; Born: Oct. 8, 1978, Yarmouth Port, MA; Resides: Yarmouth Port, MA; Acquired: Orioles 1st round draft selection (23rd overall) in 1999 First Year Player Draft.

YEAR	CLUB	CL	AVG	G	AB	R	H	TB	2B	3B	HR	RBI	SH	SF	HBP	BB	IBB	SO	SB	CS	GDP	SLG	OBP	
1999	Bluefield	R	.188	4	16	2	3	3	0	0	0	0	0	0	0	1	0	3	0	1	0	.188	.235	
2000	Delmarva	A	.258	61	240	36	62	94	14	3	4	25	2	2	3	22	0	53	3	2	4	.352	.328	
2000	Delmarva	A	.230	70	269	129	78	125	16	1	11	59	1	3	5	25	5	56	20	4	3	.400	.359	
	Frederick	A	.235	65	243	93	57	93	10	1	8	31	0	3	4	21	2	58	9	1	4	.383	.303	
Minor Lg. Totals				261	200	768	260	200	319	40	5	23	115	3	8	12	69	7	170	32	8	11	.416	.328

2000: Named organization's top prospect by *Baseball America*...Was second among Orioles farmhands in home runs (19) and RBI (90) and was tied for 3rd in stolen bases (29)...Began season at Class A Delmarva and was named to the South Atlantic League All-Star team, batting .270 with a team-high 11 HR...Was named SAL Player of the Week, 6/2-8, batting .400 (10-25) with 4 HR and 12 RBI...Hit .411 (30-73) with 6 HR and 23 RBI over a 22-game stretch, 5/23-6/10...Put together 9 and 7-game hitting streaks...Had 3 hits and 3 SB on 4/21 at Greensboro...Transferred to Frederick shortly after the SAL All-Star break and hit safely in 40 of 65 games with the Keys...Went 4-for-5 with a 2B, HR and 4 RBI on 7/27 vs. Wilmington...1999: Orioles first round selection began the season at Bluefield and played 4 games there before moving to Delmarva...Was 2nd on the Shorebirds in home runs (4) and tied for third in triples (3), despite playing in just 61 games...Batted .170 (15-88) with no home runs and 4 RBI in his first 23 games, but hit .309 (47-152) with 4 HR and 21 RBI over his last 38 games of the season...Had an 8-game hitting streak, 8/9-17, in which he batted .414 (12-29) with 7 runs and 8 RBI...Scored at least one run in 10 of 11 games, 8/10-21...Hit all 4 of his home runs in August, with 3 coming in a 7-game stretch, 8/12-19...Ended the season with a 6-game hitting streak and reached base safely in each of his final 31 games...Personal/Amateur: Attended Providence College and in his junior year was named Big East Conference Player of the Year and was a second team All-America selection by Collegiate Baseball...Batted .398 with 17 home runs and a school-record 79 RBI, leading the Friars into the NCAA tournament in their final season of collegiate baseball...Was rated as best athlete, second fastest base runner and third best arm strength in the 1999 draft by *Baseball America*.

RICE, SCOTT A. [LHP]

HT: 6-6; WT: 210; B: L; T: L; Signed by: Gil Kubski; Born: Sept. 21, 1981, Simi Valley, CA; Resides: Simi Valley, CA; Acquired: Orioles 6th selection (sandwich pick between 1st and 2nd rounds) of 1999 First Year Player Draft, 44th selection overall...Draft choice was compensation from Texas for free agent signing of 1B Rafael Palmeiro.

YEAR	CLUB	CL	W	L	ERA	G	GS	CG	SHO	SV	IP	H	R	ER	HR	HB	BB	IBB	SO	WP	BK
1999	Gulf Coast	R	1	4	10.36	9	6	0	0	0	17.1	25	34	20	2	3	20	1	14	3	1
2000	Gulf Coast	R	1	6	5.21	13	13	0	0	0	57.0	61	46	33	0	8	48	1	34	3	1
Minor Lg. Totals			2	10	6.42	22	19	0	0	0	74.1	87	80	53	2	11	68	2	48	6	2

2000: Led Gulf Coast Orioles in starts (13) and innings (57.1)...Allowed one earned in 5.2 innings and struck out a season-high 8 batters on 7/4...Earned his only win of the season on 8/14, allowing 2 runs in 6.0 innings...Went 1-1 with a 3.75 ERA (24.0IP, 10ER) over his last 5 starts...1999: Spent first pro season at Gulf Coast, pitching in 9 games, including 6 starts...Personal/Amateur: Graduated from Royal (CA) HS, where he was a baseball all-county and all-league selection...Also played basketball for 4 years.

RIDLEY, SHAYNE JACOB [SS]

HT: 6-2; WT: 190; B: S; T: R; Signed by: Marc Ziegler; Born: Nov. 21, 1977, Milton, Ontario, Canada; Resides: Milton, Ontario, Canada; Acquired: Orioles 19th round selection in 2000 First Year Player Draft.

YEAR	CLUB	CL	AVG	G	AB	R	H	TB	2B	3B	HR	RBI	SH	SF	HBP	BB	IBB	SO	SB	CS	GDP	SLG	OBP
2000	Bluefield	R	.200	41	150	22	39	49	7	0	1	18	1	1	1	18	0	32	3	1	3	.327	.341
Minor Lg. Totals			.200	41	150	22	39	49	7	0	1	18	1	1	1	18	0	32	3	1	3	.327	.341

2000: Spent first professional season at Rookie League Bluefield...Went 2-for-18 in his first 6 games before batting .362 (17-47) in 13 games in July...Reached base safely in 16 of 22 games in August...Had 3 hits on 8/18 at Burlington to lift his average to a season-high .313...Personal/Amateur: Attended Ball State University...His father, Jim, is the Assistant Director of Canadian Scouting for the Toronto Blue Jays...His brother, Jeremy, also played at Ball State and was selected by the Blue Jays in the 34th round of the 2000 draft.

RJO, CARLOS [3B]

HT: 6-0; WT: 170; B: R; T: R; Signed by: Carlos Bernhardt; Born: Sept. 11, 1982, La Romana, DR; Resides: La Romana, DR; Acquired: Signed as a non-drafted free agent, Sept. 30, 1999.

YEAR	CLUB	CL	AVG	G	AB	R	H	2B	3B	HR	RBI	SH	SF	HBP	BB	IBB	SO	SB	CS	GDP	SLG	OBP
------	------	----	-----	---	----	---	---	----	----	----	-----	----	----	-----	----	-----	----	----	----	-----	-----	-----

2000 Batted .283 (70-247) with 2 HR and 42 RBI in 66 games for San Pedro Orioles of Dominican Summer League...Scored 40 runs and had 11 stolen bases.

RINCON, ISAIAS [OF]

HT: 5-11; WT: 176; B: R; T: R; Signed by: Logan White; Born: Mar. 13, 1982, Michoacan, MX; Resides: Michoacan, MX; Acquired: Signed as a non-drafted free agent on Oct. 16, 2000.

YEAR	CLUB	CL	AVG	G	AB	R	H	2B	3B	HR	RBI	SH	SF	HBP	BB	IBB	SO	SB	CS	GDP	SLG	OBP
------	------	----	-----	---	----	---	---	----	----	----	-----	----	----	-----	----	-----	----	----	----	-----	-----	-----

1998: Played for Mexico City Reds in the Mexican League.

RIORDAN, MATTHEW P. [OF]

HT: 6-2; WT: 195; B: R; T: R; Signed by: Gil Kubski; Born: June 24, 1978, Van Nuys, CA; Resides: Thousand Oaks, CA; Acquired: Orioles 14th round selection in 1999 First Year Player Draft.

YEAR	CLUB	CL	AVG	G	AB	R	H	2B	3B	HR	RBI	SH	SF	HBP	BB	IBB	SO	SB	CS	GDP	SLG	OBP
------	------	----	-----	---	----	---	---	----	----	----	-----	----	----	-----	----	-----	----	----	----	-----	-----	-----

2000: Average did not drop below .276 over the final 87 games of the year...Batted .330 (38-115) with 16 walks and 16 RBI in 30 games in May...Had 4 hits on 5/16 at Piedmont...Hit safely in 21 of 24 games, 4/27-5/22, batting .337 (33-98)...Had an 8-game hitting streak, 8/11-19...1999: Spent most of the season at Delmarva, with brief stops at Bluefield and Gulf Coast, batting a combined .289 with 4 home runs and 47 RBI...Hit for the cycle in his 3rd game at Delmarva on 7/9...Had an 11-game hitting streak, 8/13-26, batting .415 (17-41)...Hit .330 (35-106) with 27 RBI in August...Split time between outfield and designated hitter, batting .313 with 21 RBI and 12 extra-base hits when playing the field, and hit .269 as DH...Personal/Amateur: Played 3 years at Loyola Marymount University...Graduate of Westlake (CA) HS.

RIVAS, ARTURO G. [OF]

HT: 6-0; WT: 150; B: R; T: R; Signed by: Chu Halabi; Born: Feb. 2, 1984, San Francisco Yare, Venezuela; Resides: San Francisco Yare, Venezuela; Acquired: Signed as a non-drafted free agent on Oct. 16, 2000.

YEAR	CLUB	CL	AVG	G	AB	R	H	2B	3B	HR	RBI	SH	SF	HBP	BB	IBB	SO	SB	CS	GDP	SLG	OBP
------	------	----	-----	---	----	---	---	----	----	----	-----	----	----	-----	----	-----	----	----	----	-----	-----	-----

RLEAL, SENDY [RHP]

HT: 6-1; WT: 165; B: R; T: R; Signed by: Carlos Bernhardt; Born: June 21, 1980, San Pedro de Macoris, DR; Resides: San Pedro de Macoris, DR; Acquired: Signed as a non-drafted free agent, June 30, 1999.

YEAR	CLUB	CL	W	L	ERA	G	GS	CG	SHO	SV	IP	H	R	ER	HR	HB	BB	IBB	SO	SB	CS	GDP	SLG	OBP
------	------	----	---	---	-----	---	----	----	-----	----	----	---	---	----	----	----	----	-----	----	----	----	-----	-----	-----

2000: Led Rookie League Bluefield in wins (6), starts (12), innings (61.0) and strikeouts (55)...Went 3-0 with a 1.13 ERA (32.0IP, 4ER) in 7 outings on the road...Allowed 2 or fewer runs in 5 consecutive starts, 7/8-31, going 3-0 with a 2.00 ERA...Earned the victory on 8/10 at Burlington, allowing 3 hits in 7.0 shutout innings...1999: Went 0-0 with a 2.12 ERA in 5 games for San Pedro Orioles of Dominican Summer League...Struck out 28 batters in 17.1IP and held opponents to a .156 average (10-64).

RODRIGUEZ, EDDY [RHP]

HT: 6-1; WT: 170; B: R; T: R; Signed by: Salvador Ramirez; Born: Aug. 8, 1981, San Pedro de Macoris, DR; Resides: San Pedro de Macoris, DR; Acquired: Signed by the Orioles as a non-drafted free agent, Mar. 15, 1999.

YEAR	CLUB	CL	W	L	ERA	G	GS	CG	SHO	SV	IP	H	R	ER	HR	HB	BB	IBB	SO	SB	CS	GDP	SLG	OBP
------	------	----	---	---	-----	---	----	----	-----	----	----	---	---	----	----	----	----	-----	----	----	----	-----	-----	-----

2000: Spent most of the season at Gulf Coast, holding opponents to a .185 average in 27 innings...Struck out at least one batter in 14 of his 18 appearances at Gulf Coast, including a season-high 5 in 2.0 hitless innings of relief on 8/18...Transferred to Delmarva in late August and made 4 appearances with the Shorebirds...1999: Went 4-1 with a 3.02 ERA (20.2IP/7ER) for San Pedro Orioles of Dominican Summer League...Finished all 17 games in which he appeared and led the club with 5 saves...Held opponents to a .170 (16-94) average.

RODRIGUEZ, JOSE [SS]

HT: 5-10; WT: 175; B: S; T: R; Signed by: Troy Hoerner; Born: Nov. 23, 1979, Cayey, PR; Resides: Cayey, PR; Acquired: Orioles 24th round selection in 2000 First Year Player Draft.

YEAR	CLUB	CL	AVG	G	AB	R	H	2B	3B	HR	RBI	SH	SF	HBP	BB	IBB	SO	SB	CS	GDP	SLG	OBP
------	------	----	-----	---	----	---	---	----	----	----	-----	----	----	-----	----	-----	----	----	----	-----	-----	-----

2000: Was limited to one game Gulf Coast before missing remainder of season with tendinitis in his right shoulder...Personal/Amateur: Attended Iowa Western JC.

ROGERS, BRADLEY M. [RHP]

HT: 6-4; WT: 195; B: R; T: R; Signed by: Wayne Norton; Born: Dec. 6, 1981, Nanaimo, BC; Resides: Nanaimo, BC; Acquired: Orioles 12th round selection in 1999 First Year Player Draft.

YEAR	CLUB	CL	W	L	ERA	G	GS	CG	SHO	SV	IP	H	R	ER	HR	HB	BB	IBB	SO	SB	CS	GDP	SLG	OBP
------	------	----	---	---	-----	---	----	----	-----	----	----	---	---	----	----	----	----	-----	----	----	----	-----	-----	-----

2000: Split season between Rookie League affiliates Gulf Coast and Bluefield...Began season at Gulf Coast and made 9 starts, holding opponents to a .213 average...Pitched 5.0 innings and did not allow an earned run on 7/28...Transferred to Bluefield in early August and pitched at least 5.0 innings in 3 of his 4 starts...1999: Appeared in 6 games, finishing 2, in his first pro season at Gulf Coast...Personal/Amateur: Graduated from Wellington Secondary HS in British Columbia, Canada.

ROGERS, OMAR [2B]

HT: 6-0; WT: 160; B: R; T: R; Signed by: Carlos Bernhardt; Born: Aug. 12, 1982, San Pedro de Macoris, DR; Resides: San Pedro de Macoris, DR; Acquired: Signed by the Orioles as a non-drafted free agent, May 18, 1999.

YEAR	CLUB	CL	AVG	G	AB	R	H	2B	3B	HR	RBI	SH	SF	HBP	BB	IBB	SO	SB	CS	GDP	SLG	OBP
------	------	----	-----	---	----	---	---	----	----	----	-----	----	----	-----	----	-----	----	----	----	-----	-----	-----

2000: Began season with San Pedro Orioles in Dominican Summer League, batting .381 (24-63) in 18 games...Joined Orioles Gulf Coast affiliate in July and appeared in 31 games...Had one multi-hit game, on 8/2, when he went 3-for-4 with 3 runs, a 2B and SB...1999: Batted .293 (12-41) in 16 games for San Pedro Orioles...Had 2 doubles and a triple, and was 2nd on the team with 11 walks...Personal/Amateur: His brother, Ed, is a prospect in the Orioles minor league system.

RUSSELL, MICHAEL DANIEL [CA]

HT: 6-0; WT: 180; B: R; T: R; Signed by: John Gillette; Born: Aug. 14, 1981, Bothell, WA; Resides: Bothell, WA; Acquired: Orioles 9th round selection in the 2000 First Year Player Draft.

YEAR	CLUB	CL	AVG	G	AB	R	H	2B	3B	HR	RBI	SH	SF	HBP	BB	IBB	SO	SB	CS	GDP	SLG	OBP
------	------	----	-----	---	----	---	---	----	----	----	-----	----	----	-----	----	-----	----	----	----	-----	-----	-----

2000: Spent first pro season at Gulf Coast after signing in June...Batted .370 (10-27) in 11 games in August...Hit only .152 (5-33) in 10 games at home, but .390 (16-41) in 14 road games...Threw out 10 of

33 (30.3%) runners attempting to steal...Personal/Amateur: Graduated from Bothell (WA) HS, where he played baseball and basketball.

RUST, BRIAN ANTHONY [3B]

HT: 6-2; WT: 205; B: R; T: R; Signed by: Butch Baccula (Braves); Born: Aug. 1, 1974, Portland, OR; Resides: Portland, OR; Acquired: Signed as a minor league free agent on April 26, 1999.

YEAR	CLUB	CL	AVG	G	AB	R	H	2B	3B	HR	RBI	SH	SF	HBP	BB	IBB	SO	SB	CS	GDP	SLG	OBP	
1995	Eugene	A	.204	53	157	18	32	53	7	1	4	19	2	2	2	7	0	43	2	1	2	.338	.244
1996	Macon	A	.111	7	9	2	1	1	0	0	0	2	0	0	0	2	0	0	0	0	0	.111	.273
	Eugene	A	.287	71	275	52	79	139	24	3	10	43	0	0	3	20	2	74	4	2	4	.505	.342
1997	Durham	A	.258	122	430	67	111	180	29	2	12	71	1	5	3	43	0	104	10	4	8	.419	.326
	Greenville	AA	.257	95	265	43	68	116	19	1	9	39	1	2	4	38	2	93	10	1	5	.438	.350
1998	Delmarva	A	.260	21	77	11	20	34	9	1	1	16	1	3	0	6	1	27	0	0	5	.442	.302
	Frederick	A	.148	9	27	7	4	5	1	0	0	1	0	0	2	5	0	7	0	0	0	.185	.324
	Bowie	AA	.309	52	149	24	46	69	11	0	4	21	2	3	3	17	0	29	2	0	3	.463	.384
	Rochester	AAA	.000	1	3	0	0	0	0	0	0	1	0	1	0	0	0	0	0	0	0	.000	.000
2000	Frederick	A	.290	70	252	53	73	133	22	1	12	46	0	1	7	45	1	50	15	4	5	.528	.410
	Rochester	AAA	.140	14	43	2	6	9	3	0	0	5	0	1	1	3	0	17	0	0	2	.209	.238
	Bowie	AA	.330	30	103	18	34	63	14	0	5	24	0	2	1	13	1	21	5	2	2	.612	.433
Minor Lg. Totals			.265	545	1790	295	474	602	130	9	57	288	7	20	26	196	7	487	49	14	36	.448	.343

2000: Split time between 3 teams in the Orioles system, batting a combined .284 with 17 HR and 75 RBI...Began season at AA Bowie before being sent to Class A Frederick, where he was named to the Carolina League All-Star team...Transferred to AAA Rochester in July and returned to Bowie after 14 games...Hit .340 (32-94) following his return the Baysox and hit safely in 19 of his last 22 games, batting .361 (30-83)...Doubled in 6 straight games, 8/16-23...1999: Played at 4 levels in his first season season in the Orioles organization...Began the season with Delmarva and hit safely in his first 7 games, batting .321 (9-28) with 6 doubles and 7 RBI...Hit a game-winning, 2-run HR in the 11th inning in a 6-4 win over Piedmont on 5/5...Transferred to Bowie on 5/20, where he spent most of the season...Had 6 straight multi-hit games, 7/27-8/9, batting .591 (13-22)...Hit .345 (20-58) over his last 19 games with the Baysox before joining Rochester for the final game of the season...Made two pitching appearances and allowed one hit in 2.1 scoreless innings...1998: Played at AA Greenville in the Atlanta organization...Posted an 8-game hitting streak, 5/13-21...Batted .324 with runners in scoring position...Hit safely in 10 of 11 games, 7/27-8/9, batting .325 (13-40) with 3 HR and 11 RBI...Stole 10 bases in 11 attempts (91%)...1997: Spent season at Class A Durham...Homered in consecutive games, 8/26-27...Batted .333 (27-81) when leading off an inning...1996: Was named to the Northwest League postseason All-Star team...Tied for 2nd in the league with 24 doubles and tied for 4th with 37 extra-base hits...Scored a run in 8 straight games, 7/1-8...Batted .282 with 11 doubles and 25 RBI in July and hit .306 with 12 doubles and 14 RBI in August...1995: Spent first pro season at Class A Eugene...Personal/Amateur: Graduated from Lewis and Clark University in Oregon with a degree in business...Was selected by Atlanta in the 18th round of the 1995 First Year Player Draft...Hobbies include skiing, golfing and basketball.

SABINO, MIGUEL [RHP]

HT: 6-1; WT: 150; B: R; T: R; Signed by: Carlos Bernhardt; Born: Jan. 23, 1983, San Pedro de Macoris, DR; Resides: San Pedro de Macoris, DR; Acquired: Signed as a non-drafted free agent, Oct. 25, 2000.

YEAR	CLUB	CL	W	L	ERA	G	GS	CG	SHO	SV	IP	H	R	ER	HR	HB	BB	IBB	SO	WP	BK
2001																					

Will be first professional season

SALA, MARINO [RHP]

HT: 6-0; WT: 160; B: R; T: R; Signed by: Carlos Bernhardt; Born: Feb. 2, 1981, Hato Mayor, DR; Resides: Hato Mayor, DR; Acquired: Signed as a non-drafted free agent, Feb. 23, 1998.

YEAR	CLUB	CL	W	L	ERA	G	GS	CG	SHO	SV	IP	H	R	ER	HR	HB	BB	IBB	SO	WP	BK
1998																					
1999																					
2000																					

Dominican Summer League
Dominican Summer League
Dominican Summer League

2000: Appeared in 22 games in relief for San Pedro Orioles of Dominican Summer League, going 3-3 with 6 saves and a 4.30 ERA...1999: Went 1-1 with a 8.64 ERA (8.1IP/8ER) in 8 games for San Pedro Orioles...1998: Went 2-3 with a 4.29 ERA (42.0IP, 20ER) in 20 relief appearances for San Pedro Orioles.

SAUCKE, CASEY RYAN [2B]

HT: 6-0; WT: 200; B: R; T: R; Signed by: Gary Kendall; Born: Mar. 21, 1978, Rochester, NY; Resides: Rochester, NY; Acquired: Signed as a non-drafted free agent on June 15, 2000.

YEAR	CLUB	CL	AVG	G	AB	R	H	TB	2B	3B	HR	RBI	SH	SF	HBP	BB	IBB	SO	SB	CS	GDP	SLG	OBP
2000	Gulf Coast	R	.294	48	187	29	55	81	6	1	6	26	2	1	4	12	1	46	12	3	4	.433	.348
	Delmarva	A	.267	9	15	1	4	5	1	0	0	1	0	0	0	1	0	6	0	0	0	.333	.333
	Minor Lg. Totals		.292	57	202	30	59	86	7	1	6	27	2	1	4	13	1	52	12	3	4	.426	.346

2000: Spent most of the season at Rookie League Gulf Coast before joining Class A Delmarva late in the year...Led GCL Orioles in HR (6) and was 2nd in RBI (26) and SB (12)...Had a 14-game hitting streak, 6-22-7/10, in which he batted .375 (21-56) with 2 HR and 9 RBI...Played 7 different positions on the season...Batted .409 (18-44) in 13 games at 2B...Personal/Amateur: Graduated from Churchville Chili (NY) HS and LeMoyne College...Hobbies are playing golf and basketball.

SCHALICK, GEORGE RAYMOND [1B]

HT: 6-2; WT: 225; B: L; T: R; Signed by: Gary Kendall; Born: Dec. 11, 1977, Bridgeton, NJ; Resides: Pittsgrove, NJ; Acquired: Signed as a non-drafted free agent on June 15, 2000.

YEAR	CLUB	CL	AVG	G	AB	R	H	TB	2B	3B	HR	RBI	SH	SF	HBP	BB	IBB	SO	SB	CS	GDP	SLG	OBP
2000	Gulf Coast	R	.286	22	63	11	18	26	5	0	1	11	0	0	1	17	2	8	1	1	2	.413	.444
Minor Lg. Totals			.286	22	63	11	18	26	5	0	1	11	0	0	1	17	2	8	1	1	2	.413	.444

2000: Had 4 consecutive two-hit games in June, finishing the month with a .323 (10-31) average...Reached base 5 times in 6 plate appearances on 6/23, with 3 walks and 2 hits...Personal/Amateur: Attended the University of Richmond.

SCHWAGER, MATTHEW (MATT) LLOYD [RHP]

HT: 6-6; WT: 229; B: R; T: R; Signed by: Fred Peterson; Born: Oct. 10, 1977, Plainview, NE; Resides: Orchard, NE; Acquired: Orioles 34th round selection in 1997 First Year Player Draft; signed on May 30, 1998.

YEAR	CLUB	CL	W	L	ERA	G	GS	CG	SHO	SV	IP	H	R	ER	HR	HB	BB	IBB	SO	WP	BK
1998	Gulf Coast	R	0	2	6.75	12	1	0	0	3	24.0	31	19	18	5	1	13	0	20	1	3
1999	Delmarva	A	0	1	5.48	10	0	0	0	0	21.1	32	15	13	2	0	6	0	20	1	1
	Bluefield	R	3	1	3.60	22	0	0	0	7	30.0	31	19	12	2	1	5	0	29	2	0
2000	Delmarva	A	6	5	3.29	47	0	0	0	5	78.2	78	35	28	6	4	21	3	66	4	1
Minor Lg. Totals			9	9	4.20	91	1	0	0	15	152.0	172	66	71	15	6	45	3	135	8	5

2000: Spent the season at Class A Delmarva and finished tied for second on the team with 5 saves...Allowed one run in his first 9 appearances, a total of 10.1IP...Struck out 21 batters in 17.1IP and posted a 1.04 ERA in April...Had a 1.67 ERA in 22 appearances through the end of May before pitching to a 6.07 ERA over the next two months...Rebounded over his final 9 appearances of the season with a 1.76 ERA...Earned the win on 5/16 at Piedmont, pitching 3 perfect innings of relief...1999: Appeared in 10 games in relief for Delmarva before going to Bluefield on 6/30, where he spent the remainder of the season...Was 3rd in the Appalachian League in games finished (21) and was tied for 4th in saves (7) and relief points (25)...Finished the game in 18 consecutive appearances...Went 2-1 with 3 saves and a 3.31 ERA in 11 games in August...1998: Signed 3 days before '98 draft...Spent first pro season in Gulf Coast League...In first 7 appearances, went 0-0 with 2 saves and a 3.75 ERA (12.0IP, 5ER) with 11 Ks...Personal/Amateur: Graduated in 1996 from Orchard (NE) HS, where he lettered in baseball, basketball, track and football...Was all-state in track (discus and high jump) and football...Played Little League ball in Orchard and for Oneill (NE) American Legion team...Was a member of the Nebraska Select all-star team in '96...Attended Indian Hills (Iowa) CC for 2 years and played baseball there...Enjoys hunting and fishing...Single.

SEESTEDT, MICHAEL P. [CA]

HT: 6-0; WT: 195; B: R; T: R; Signed by: Marc Ziegler; Born: Nov. 11, 1977, Mt. Pleasant, MI; Resides: Mt. Pleasant, MI; Acquired: Orioles 26th round selection in 1999 First Year Player Draft.

YEAR	CLUB	CL	AVG	G	AB	R	H	2B	3B	HR	RBI	SH	SF	HBP	BB	IBB	SO	SB	CS	GDP	SLG	OBP	
1999	Gulf Coast	R	.200	6	15	0	3	4	1	0	0	4	0	0	0	0	1	0	0	0	.267	.200	
	Delmarva	A	.263	27	80	8	21	24	3	0	0	3	5	0	0	10	0	20	0	0	1	.300	.344
2000	Delmarva	A	.222	59	158	19	35	50	6	0	3	19	2	0	1	16	0	29	2	0	8	.315	.257
Minor Lg. Totals			.234	92	253	27	59	78	10	0	3	26	7	0	1	26	0	50	2	0	9	.309	.308

2000: Spent the season at Class A Delmarva...Batted .289 (26-90) on the road and just .132 (9-68) at home...Had a season-high 3 hits at Piedmont on 5/13...Threw out 10 of 65 (15.4%) of attempted bases-stealers...1999: Began the season at Gulf Coast before going to Delmarva on 7/3, where he spent the remainder of the season...Batted .321 (9-28) with 4 multi-hit games in his first 8 contests with the

Shorebirds...Hit safely in 10 of his final 12 games of the year...Personal/Amateur: Graduated from the University of Michigan with a degree in communications...His father, Paul, is Assistant Athletic Director of Central Michigan University and his mother, Linda, is an Associate Dean at CMU.

SEQUEA, JACOBO DELVALLE [RHP]

HT: 6-1; WT: 198; B: R; T: R; Signed by: Johnny Almaraz (Reds); Born: Aug. 31, 1981, Anaco, VZ; Resides: Anaco, VZ; Acquired: Traded to the Orioles from the Cincinnati Reds along with LHP B.J. Ryan in exchange for RHP Juan Guzman, July 31, 1999.

YEAR	CLUB	CL	W	L	ERA	G	GS	CG	SHO	SV	IP	H	R	ER	HR	HB	BB	IBB	SO	WP	BK
1998	Charleston	A	3	5	6.02	13	11	0	0	0	55.1	68	42	37	3	6	33	0	33	6	3
1999	Gulf Coast	R	0	0	4.50	1	1	0	0	0	2.0	2	1	1	0	0	0	0	3	0	0
	Rockford	A	4	6	4.52	16	16	2	1	0	89.2	88	52	48	8	7	44	0	67	9	6
	Delmarva	A	0	2	3.90	6	6	0	0	0	30.0	35	19	13	4	2	16	0	25	3	3
2000	Frederick	A	9	11	5.09	23	22	2	1	0	123.2	121	80	79	11	8	58	0	94	4	5
Minor Lg. Totals			16	24	5.09	59	56	4	2	0	300.2	314	164	170	24	23	151	0	222	22	17

2000: Spent the season at Class A Frederick and led the Keys with 9 wins...Was 4-3 with a 2.87 ERA (47.0IP, 15ER) through his first 8 starts, but went 5-8 with a 6.46 ERA (76.2IP, 55ER) the remainder of the season...Went 7-3 with a 4.24 ERA (70.0IP, 33ER) at home and 2-8 with a 6.20 ERA (53.2IP, 37ER) on the road...Pitched a 6-hit shutout at Winston-Salem on 7/9...Also pitched a 3-hit complete game in the second game of a DH on 8/8 against Myrtle Beach...Had 5 balks on the year...1999: Prior to the season was rated as Cincinnati's No. 10 prospect by *Baseball America*...Began the year at Class A Rockford in the Reds organization...Went 4-0 with a 3.30 ERA in a span of 5 starts, 5/10-6/2...Pitched a complete-game shutout vs. Lansing on 6/2, striking out 8...Went 1-1 with a 2.70 ERA in June, but followed it up by going 0-2 with a 9.70 ERA in July...Was traded to the Orioles on 7/31 and spent the rest of the season at Delmarva...Led all minor league pitchers with 9 balks...1998: Was the youngest player in professional baseball in 1998...Spent the season at Class A Charleston and appeared in 13 games, including 11 starts.

SEVERINO, WANELL [SS]

HT: 6-2; WT: 155; B: R; T: R; Signed by: Carlos Bernhardt; Born: July 20, 1982; La Romana, DR; Resides: La Romana, DR; Acquired: Signed as a non-drafted free agent, Sept. 25, 1999, to a 2000 contract.

YEAR	CLUB	CL	AVG	G	AB	R	H	2B	3B	HR	RBI	SH	SF	HBP	BB	IBB	SO	SB	CS	GDP	SLG	OBP
2000																						

2000: Batted .216 (32-148) in 53 games for San Pedro Orioles of Dominican Summer League...Led team with 42 runs and 17 stolen bases.

SHIER, PETER ALLEN [SS]

HT: 6-2; WT: 170; B: R; T: R; Signed by: Marc Ziegler; Born: Mar. 16, 1981; Columbus, OH; Resides: Columbus, OH; Acquired: Orioles 9th round selection in 1999 First Year Player Draft.

YEAR	CLUB	CL	AVG	G	AB	R	H	2B	3B	HR	RBI	SH	SF	HBP	BB	IBB	SO	SB	CS	GDP	SLG	OBP
1999	Gulf Coast	R	.346	9	26	6	9	10	1	0	0	1	0	0	3	0	4	3	4	0	.365	.414
2000	Gulf Coast	R	.471	6	17	5	8	11	3	0	0	3	0	1	2	11	0	3	2	0	.647	.677
	Bluefield	R	.199	30	101	13	20	31	3	1	2	10	0	1	1	16	0	32	5	1	.307	.311
Minor Lg. Totals			.257	45	144	24	37	52	7	1	2	14	1	2	3	30	0	39	10	5	.362	.391

2000: Began season at Gulf Coast and batted .471 (8-17) in 6 games before moving to Bluefield in late June...Hit safely in 6 of first 7 games at Bluefield and 21 of his 30 games in the Appalachian League...Went 5-for-10 with a HR and 4 RBI over his final 3 games to lift his average from .165 to .198...1999: Played 9 games at Gulf Coast before suffering a torn ACL in his right knee...Had at least one hit in 7 of the 9 games he played...Put together a 5-game hitting streak, batting .375 (6-16)...Stole 3 bases on 6/19...Personal/Amateur: Graduated Hilliard Davidson HS in Columbus, OH, where he was captain of the baseball team for 3 years...Also played basketball at Hilliard...Hobbies include basketball, golf and bowling.

SHUMAKER, ANTHONY WARREN [LHP]

HT: 6-5; WT: 219; B: L; T: L; Signed by: Emil Belich (Phillies); Born: May 14, 1973, Tucson, AZ; Resides: Kokomo, AZ; Acquired: Acquired from New York Mets in exchange for RHP Juan Aracena, July 31, 2000.

YEAR	CLUB	CL	W	L	ERA	G	GS	CG	SHO	SV	IP	H	R	ER	HR	BB	IBB	SO	WP	BK	
1995	Martinsville	R	1	3	4.50	6	4	0	0	0	28.0	31	16	14	1	1	8	0	26	3	0
	Batavia	A	2	2	1.62	9	4	1	1	0	39.0	38	10	7	0	0	4	0	31	2	0
1996	Piedmont	A	3	0	1.38	20	0	0	0	4	32.2	16	7	5	2	0	10	1	51	3	0
	Clearwater	A	5	3	5.52	31	0	0	0	3	29.1	42	18	18	1	0	12	5	25	1	0
1997	Clearwater	A	5	4	2.13	61	0	0	0	9	72.0	64	22	17	1	2	17	1	77	5	0
1998	Reading	AA	7	10	3.35	38	21	1	1	2	188.2	152	75	62	20	4	44	2	129	3	0
1999	Reading	AA	4	3	1.78	10	10	1	0	0	60.2	48	17	12	3	2	17	1	60	1	1
2000	Scranton-WB AAA	A	3	5	5.72	14	14	1	0	0	89.2	119	60	57	15	2	32	2	49	2	0
	PHILADELPHIA NL	0	3	5.96	8	4	0	0	0	22.2	23	17	15	3	1	14	0	17	1	1	
	Scranton-WB AAA	0	1	9.00	1	1	0	0	0	4.0	6	4	4	0	0	3	0	1	0	0	
	Norfolk AAA	4	5	4.99	21	17	1	0	0	101.0	121	58	56	12	6	35	2	55	5	1	
	Rochester AAA	3	2	6.62	10	5	0	0	0	33.0	41	27	25	5	1	13	0	26	0	0	
Minor Lg. Totals			37	38	3.60	221	76	5	2	18	696.0	678	314	277	60	18	195	14	530	25	2
ML Totals			0	3	5.96	8	4	0	0	0	22.2	23	17	15	3	1	14	0	17	1	1

2000: Spent most of the season at AAA Norfolk in the New York Mets system before being acquired by the Orioles in a trade on the final day of July...Started 4 of his first 5 games with AAA Rochester and went 1-2 with a 10.62 ERA (20.1IP, 24ER)...Moved to the bullpen and went 2-0 with a 0.71 ERA (12.2IP, 1ER) in 5 relief appearances...Also had better success as a reliever at Norfolk, pitching to a 1.64 ERA in four appearances compared to a 5.09 ERA in 17 starts...Had a 3.88 ERA over his final 12 appearances in June and July with the Tides prior to the trade...Earned the win in relief on 8/28 vs. Buffalo, pitching 4.1 perfect innings of relief while striking out 6...1999: Began the season at AA Reading and was the Phillies Minor League Pitcher of the Month for April, going 2-1 with a 1.78 ERA (25.0IP, 29K)...Matched a career-high with 11 strikeouts in 8.0 innings in a 3-2 win over Binghamton on 5/10...Ranked 2nd in Eastern League in ERA (1.78) and 3rd in strikeouts (60) when he was promoted to AAA Scranton on 5/31...Was recalled by the Phillies on 7/23 and made his major league debut in the second game of a doubleheader that day, losing to Atlanta, 3-1 (8.0IP, 5H, 2R/1ER, 3BB, 5K)...Optioned to Scranton after the game...Made three more starts at AAA and returned to the majors on 8/13...Struck out a career-high 6 batters on 8/17 at St. Louis...Collected his first major league hit in that game with a single off Manny Aybar...Left game on 8/22 with a contusion at the base of his right hand, suffered on a line drive off the bat of Los Angeles' Gary Sheffield and was optioned to Scranton the next day...Threw a complete game on 9/2 at Ottawa and lost his only playoff start on 9/9 at Charlotte...Was recalled for the final time on 9/17...Lost his final start, 9/21 at Milwaukee, and his final three appearances of the season came in relief...1998: Spent the entire season at Reading and was named the team's Pitcher of the Year...Began the year in the bullpen and moved into the rotation on 5/23 and went 5-6 with a 2.72 ERA in 21 starts...Finished tied for 7th in the Eastern League with a 3.35 ERA...Was named EL Pitcher of the Week, 8/10-16, after throwing a complete-game one-hit shutout on 8/14 vs. Binghamton...Earned Phillies' Minor League Pitcher of the Month honors for August after going 2-2 with a 1.51 ERA...Struck out a season-high 11 on 9/4 vs. Bowie...Following the season, pitched for Sun Cities in the Arizona Fall League...1997: Finished 2nd in the Florida State League with 61 appearances...Led Clearwater in games and saves (9)...Pitched for Grand Canyon in the AFL following the season...1996: Began the season at Class-A Piedmont and led South Atlantic League relievers with a .145 opponents batting average and 14.05 strikeouts per 9 innings...1995: After being drafted by the Phillies in June, split his first pro season between Rookie Martinsville and Class-A Batavia...Personal/Amateur: Single...Is a 1991 graduate of Kokomo (IN) High School...Attended Cardinal Stritch College (WI) and posted a 1.64 ERA in 1995, 6th lowest in the NAIA...Played Little League, Babe Ruth and Connie Mack baseball...Hobby is fishing.

SIMS, KENNETH (KEN) W. [RHP]

HT: 6-4; WT: 215; B: R; T: R; Signed by: John Green; Born: July 24, 1975, Union, SC; Resides: Union, SC; Acquired: Orioles 38th round selection in 1995 First Year Player Draft...Signed on May 15, 1996.

YEAR	CLUB	CL	W	L	ERA	G	GS	CG	SHO	SV	IP	H	R	ER	HR	BB	IBB	SO	WP	BK	
1996	Gulf Coast	R	0	2	4.96	11	2	0	0	2	16.1	22	12	9	2	0	8	0	20	4	0
1997	Bluefield	R	1	2	3.06	18	2	0	0	1	35.1	30	18	12	2	3	22	0	33	1	1
1998	Bluefield	R	5	3	3.10	19	1	0	0	0	49.1	49	20	17	2	1	14	2	32	3	0
	Frederick	A	0	0	1.35	3	0	0	0	1	6.2	6	2	1	1	0	0	8	0	0	
1999	Frederick	A	4	4	4.17	35	1	0	0	2	69.0	83	38	32	7	4	19	3	41	1	0
2000	Frederick	A	5	3	3.69	29	9	0	0	0	81.0	98	44	35	10	8	27	1	44	6	1
Minor Lg. Totals			16	14	3.70	115	15	0	0	6	267.2	288	134	108	24	17	90	6	178	15	2

2000: Spent the season at Class A Frederick and set new career-highs in strikeouts (44) and innings (81.0)...Went 1-1 with a 0.66 ERA (13.2IP/1ER) in 6 games in April...Went 1-1 with a 3.00 ERA in 9 starts and 4-2 with a 4.85 ERA in 20 relief appearances...1999: Earned first win of the year on 4/29 vs. Potomac, pitching 3.0 scoreless innings...Recorded victories in consecutive appearances, 6/19 and 6/25...Had a 2.11 ERA (21.1IP/5ER) in May...Went 3-2 with a 3.09 ERA in the first half, but was 1-2 with

a 6.04 ERA after the All-Star break...1998: Pitched at Bluefield until called up to Frederick on 8/27...After giving up 8 runs in 1 inning in his first outing, he compiled a 1.68 ERA (for 48.1IP, 8ER) the remainder of season at Bluefield...Did not allow a run in 11.0IP over 5 appearances from 7/26-8/7, going 2-0 with 9 Ks...Went 3-1 with a 1.91 ERA at home (28.1IP, 6ER)...1997: After first four pro outings, allowed only 8 ER in 31.2 IP (2.27 ERA)...Did not allow an earned run in his last 5 outings of the season and had a 0.79 ERA in 6 games in August (11.1 IP, 1 ER)...1996: In June had a 1.93 ERA in 5 games (9.1IP, 2 ER)...Personal/Amateur: Played basketball for University of Southern California during 1997-98 season...Played 18 games with 15 starts and averaged 3.1 points and 2.7 rebounds...Prior to signing with Orioles attended New Mexico JC, where he was first team all-conference pitcher...Graduated from Union (SC) HS in '94...Played basketball and baseball...Nickname is "Duck"...Hobbies include cutting hair and playing sports...Played Little League and American League baseball, earning awards for hustle and sportsmanship...Has a daughter, Kennedy Rachelle DeShay Sims (11/26/95).

SNYDER, MATTHEW (MATT) ALAN [RHP]

HT: 5-11; WT: 201; B: R; T: R; Signed by: Syd Thrift; Born: July 7, 1974, Akron, OH; Resides: Spencerport, NY; Acquired: Signed as a non-drafted free agent, June 12, 1995.

YEAR	CLUB	CL	W	L	ERA	G	GS	CG	SHO	SV	IP	H	R	ER	HR	HB	BB	IBB	SO	WP	BK
1995	Bluefield	R	0	0	1.04	17	0	0	0	8	34.2	35	9	4	1	3	13	0	48	1	0
1996	High Desert	A	6	2	3.75	59	0	0	0	20	72.0	60	34	30	6	1	38	2	93	9	1
1997	Bowie	AA	7	5	4.16	67	0	0	0	19	80.0	89	48	37	11	4	42	5	58	10	0
1998	Rochester	AAA	2	1	3.66	12	0	0	0	0	19.2	17	9	8	3	1	6	0	13	0	0
	Bowie	AA	9	6	4.35	22	20	4	1	0	120.0	127	66	58	14	4	33	0	116	6	3
1999	Rochester	AAA	6	6	5.21	48	3	0	0	1	84.2	95	60	49	14	4	30	4	59	6	0
2000	Bowie	AA	2	7	3.90	23	12	0	0	1	90.0	84	50	39	9	5	38	1	77	1	0
	Rochester	AAA	1	0	5.09	10	1	0	0	1	23.0	23	13	13	7	0	9	0	18	0	0
Minor Lg. Totals			33	27	4.09	257	36	4	1	50	524.0	530	289	238	85	22	205	12	490	33	4

2000: Spent most of the season at AA Bowie, splitting time between starting and relief, and also made two stints at AAA Rochester...Went 2-6 with a 4.33 ERA in 12 starts with the Baysox and 0-1 with a save and 2.53 ERA in 11 relief appearances...Struck out 26 batters in a span of 3 starts, 4/21-5/3...Pitched to a 2.20 ERA over his final 8 appearances with Bowie before being transferred to Rochester on 8/17...1999: Tied for 2nd on the Rochester staff with 48 appearances...Was 6-4 with a 3.79 ERA as a reliever and made 3 starts on the season and went 0-2 with a 11.48 ERA...Earned win on 5/15, pitching 4.0 scoreless innings of relief...Went 2-0 with a 3.60 ERA in July...Did not allow a run in 5 of his last 6 appearances of the season...Collected only save of the year in the season finale on 9/6 at Buffalo...1998: Was a combined 11-7 with four complete games and a shutout at Bowie and Rochester...His 11 wins tied for the most in the Orioles farm system in '98...On the year he struck out 129 batters in 139.2 innings...Began the season at Rochester and made 12 relief appearances for the Red Wings...Recorded his first AAA victory on 4/24 vs. Scranton...His second and last win for Rochester was on 5/1 vs. Buffalo...Was sent to Bowie on May 14 where he spent the rest of the year...Finished the year 2nd in the Eastern League with 4 CG and was 3rd in Ks per 9IP (8.97)...Led the Baysox in wins (9), starts (20), complete games (4) and strikeouts (116)...On 5/17 at Trenton he made his first professional start after 154 relief appearances...Set a Bowie record by going 40.0 consecutive innings without allowing a walk, 6/19-7/21...Was 6-1 with a 3.64 ERA over his final seven starts...Named Eastern League Pitcher of the Week for the final week of the season...1997: Tied the Eastern League record for appearances with 67...Record was established in '64 (Carlos Medrano, York) and tied in '96 (Wayne Gomes, Reading)...Was 2nd among all minor leaguers in pitching appearances behind Wichita's Steve Pridoda (70)...Named to AA All-Star squad and pitched scoreless inning in game played at San Antonio...Converted 19 of 26 save opportunities...Recorded his 19th save, one shy of club record, on 8/1, but did not pitch in a save situation the rest of the year...Had 1.94 ERA (41.2IP, 9ER in 32 appearances) through 6/12...Pitched in 6 games for Perth in Australian Baseball League following season, with 3 saves and a 2.16 ERA...1996: Was 2nd in the California League in appearances (58), 3rd in relief points (68), strikeouts per 9IP among relievers (11.63) and games finished (49)...His 20 saves were 4th most in the league and led all Orioles farmhands...Was High Desert's Pitcher of the Month in July and August and shared Orioles organizational honors for July with Nerio Rodriguez...From 7/1 through the end of the season he went 4-0 with 8 saves in 23 outings and a 3.34 ERA (32.1IP, 26H, 12ER, 13BB, 55K)...Following the season he pitched for Maui in the Hawaiian Winter League and was 1-1 with a 1.17 ERA in 14 relief appearances...Helped lead Maui to its second straight league title...1995: Finished 15 of 17 games in relief for Bluefield...Led team with 8 saves...Averaged 11.9 strikeouts per 9IP (46 K, 34.2 IP)...Recorded his first win in the Appy League playoffs...Personal/Amateur: Single...Has one child, Jordan Matthew (2/20/99)...Graduated from Council Rock (PA) High School...Played on 1992 Essex (MD) Community College National Junior College Division II championship team...Went 7-2 with a 2.37 ERA and 77 strikeouts in 68 IP for the Knights...Enjoys playing video games and reading.

SORIANO, JAIRO [SS]

HT: 6-1; WT: 160; B: S; T: R; Signed by: Salvador Ramirez; Born: Dec. 13, 1980, Villa Mella, DR; Resides: Villa Mella, DR; Acquired: Signed as a non-drafted free agent, Apr. 28, 1999.

YEAR	CLUB	CL	AVG	G	AB	R	H	TB	2B	3B	HR	RBI	SH	SF	HBP	BB	IBB	SO	SB	CS	GDP	SLG	OBP
1999		Dominican Summer League																					
2000	Gulf Coast	R	.300	36	110	17	33	45	4	4	0	12	2	1	2	19	1	25	10	3	1	.409	.409
Minor Lg. Totals			.300	36	110	17	33	45	4	4	0	12	2	1	2	19	1	25	10	3	1	.409	.409

2000: Spent season at Rookie League Gulf Coast...Was hitless in his first 9 at-bats and last 7 at-bats of the season...In between, hit safely in 19 of 24 games, 7/13-8/16, batting .327 (33-101)...Stole 10 bases in 13 attempts...1999: Batted .301 (25-83) in 31 games for San Pedro Orioles of Dominican Summer League...Led team in runs (27) and triples (4).

SOSA, JOVANNY [OF]

HT: 6-2; WT: 207; B: R; T: R; Signed by: Pablo Cruz (Pirates); Born: Apr. 10, 1980, Santo Domingo, DR; Resides: Santo Domingo, DR; Acquired: Selected by the Orioles in the minor league phase of the Rule 5 draft, December 11, 2000.

YEAR	CLUB	CL	AVG	AB	R	H	2B	3B	HR	RBI	SH	SF	HBP	BB	IBB	SO	SB	CS	GDP	SLG	OBP		
1999	Gulf Coast	R	.311	32	119	23	37	69	6	8	15	0	0	2	1	2	32	3	1	1	.580	.299	
	Augusta	A	.226	26	83	8	21	34	8	1	14	2	0	2	4	0	31	2	2	1	.369	.369	
1999	Hickory	A	.209	108	402	61	84	168	16	1	22	53	0	4	8	37	1	145	2	2	9	.418	.296
2000	Hickory	A	.248	117	431	48	107	179	16	1	18	65	0	4	7	40	2	135	3	3	5	.415	.320
Minor Lg. Totals			.239	290	1045	140	249	450	46	4	49	157	2	8	18	89	3	343	10	8	16	.431	.307

2000: Spent the season at Class A Hickory in the Pittsburgh Pirates organization...Reached base safely in each of the first 20 games of the season, batting .274 (20-73) with 5 2B, 6 HR and 19 RBI...Hit .291 (30-103) in May and was batting .271 through June, but hit only .209 (33-158) over the final two months of the season to drop his average to .248...Had 2 HR and 4 RBI at Macon on 4/28...Was 6th in Pirates system with 18 HR on the year...1999: Homered in 4 straight games, 5/9-12, and led all minor leaguers with 14 HR in May, the 4th highest single month total in the minors since 1995...Ranked 4th in the Pirates organization with 22 home runs and 3rd in HR/AB ratio with 1/18.27...Batted .175 (43-246) over the final 3 months of the season...1998: Began season at Gulf Coast Bradenton and matched the club record for home runs in a season with 8...Was leading the GCL with 8 HR and was 2nd with 25 RBI when he was promoted to Class A Augusta on 7/28...Personal/Amateur: Was originally signed as a non-drafted free agent by Pittsburgh in 1997.

SOWERS, DOUGLAS WILLIAM (WIL) [3B]

HT: 6-1; WT: 205; B: L; T: R; Signed by: Jim Gilbert; Born: Sept. 16, 1977, Knoxville, MD; Resides: Knoxville, MD; Acquired: Orioles 44th round selection in 1999 First Year Player Draft.

YEAR	CLUB	CL	AVG	G	AB	R	H	2B	3B	HR	RBI	SH	SF	HBP	BB	IBB	SO	SB	CS	GDP	SLG	OBP	
1999	Gulf Coast	R	.286	4	14	0	4	4	0	0	0	0	0	0	0	0	1	1	1	0	.286	.286	
	Bluefield	R	.249	53	181	32	45	85	14	1	8	35	0	3	2	33	1	54	2	1	0	.470	.365
2000	Bluefield	R	.281	58	221	48	62	113	14	2	11	41	0	3	1	37	1	59	4	2	2	.511	.382
Minor Lg. Totals			.267	116	416	80	111	202	27	3	19	77	0	6	3	70	2	114	7	4	2	.486	.372

2000: Spent season at Rookie League Bluefield and ranked among Appalachian League leaders in runs (T1st, 48), home runs (4th, 11), total bases (T1st, 27) and walks (T5th, 37)...Opened the season with a 9-game hitting streak, batting .371 (13-35) with 8 RBI...Also had a 7-game hitting streak later in the season...Reached base safely in 54 of his 59 games on the season...Batted .295 (31-105) with 6 HR and 20 RBI in August...1999: Led Bluefield in doubles (14), was 2nd in games (53) and 3rd in home runs (8) and RBI (35)...Had a 6-game hitting streak, 8/4-9, batting .409 with 12 RBI and 6 extra-base hits...Personal/Amateur: Graduated from Boonesboro HS...Attended Allegheny CC and then West Virginia State, where he was named all-conference as his team advanced to the Division II World Series.

SPERRING, JAYME G. [LHP]

HT: 6-4; WT: 220; B: R; T: R; Signed by: Deron Rombach; Born: Nov. 16, 1978, Midland, TX; Resides: Cypress, TX; Acquired: Orioles 8th round selection in 2000 First Year Player Draft.

YEAR	CLUB	CL	W	L	ERA	G	GS	CG	SHO	SV	IP	H	R	ER	HR	HB	BB	IBB	SO	WP	BK
2000	Gulf Coast	R	0	0	0.00	3	0	0	0	0	5.0	2	0	0	0	0	0	1	0	0	0
	Bluefield	R	1	0	0.00	4	0	0	0	1	4.0	2	1	0	0	0	0	0	2	0	0
	Duluth	A	0	0	4.15	13	0	0	0	0	21.2	19	12	10	1	2	9	0	28	2	0
Minor Lg. Totals			1	0	2.94	20	0	0	0	1	30.2	23	13	10	1	2	12	0	42	3	0

2000: Spent time at Rookie League affiliates Gulf Coast and Bluefield and Class A Delmarva, combining to go 1-0 with a 2.93 ERA with 42 strikeouts in 30.2IP...Began the season at Gulf Coast and struck out 9 of the 18 batters he faced...Did not allow an earned run in 7 consecutive games at Delmarva, 8/11-27...Struck out at least 2 batters in 11 of his 13 games with the Shorebirds, including a season-high 5 in 2.1 scoreless inning on 8/27 vs. Augusta...Allowed one earned run over his last 9 appearances of the season (15.2IP)...Personal/Amateur: Attended the University of Houston and Rice University...Graduated Cypress Creek (TX) HS...Lists golfing, fishing and hunting as his hobbies...His father, Rob, played for the Cincinnati Reds in 1974.

SPILLERS, LARRY BRANDAN [RHP]

HT: 6-3; WT: 195; B: R; T: L; Signed by: Lamar North; Born: Mar. 12, 1982, Thomaston, GA; Resides: Roberta, GA; Acquired: Orioles 6th round selection in 2000 First Year Player Draft.

YEAR	CLUB	CL	W	L	ERA	G	GS	CG	SHO	SV	IP	H	R	ER	HR	HB	BB	IBB	SO	WP	BK
2000	Gulf Coast	R	0	0	0.90	3	3	0	0	0	10.0	5	1	1	0	2	6	0	8	0	0
Minor Lg. Totals			0	0	0.90	3	3	0	0	0	10.0	5	1	1	0	2	6	0	8	0	0

2000: Pitched in 3 games for Gulf Coast, holding opponents to a .167 average in 10.0 innings...Tossed 5.0 shutout innings, allowing 2 hits, in his final start of the season on 8/23...Personal/Amateur: Graduated from Tattnall Square Academy (GA) HS...Hobbies are hunting and fishing.

STAHL, MARK RICHARD (RICHARD) [LHP]

HT: 6-7; WT: 185; B: R; T: L; Signed by: Lamar North; Born: Apr. 11, 1981, Covington, GA; Resides: Covington, GA; Acquired: Orioles 1st round selection (18th overall) in 1999 First Year Player Draft; signed to a 2000 contract on Aug. 23, 1999.

YEAR	CLUB	CL	W	L	ERA	G	GS	CG	SHO	SV	IP	H	R	ER	HR	HB	BB	IBB	SO	WP	BK
2000	Delmarva	A	5	6	3.34	20	20	0	0	0	89.0	97	47	33	3	0	51	0	83	9	1
Minor Lg. Totals			5	6	3.34	20	20	0	0	0	89.0	97	47	33	3	0	51	0	83	9	1

2000: Spent his first pro season at Class A Delmarva...Was named Orioles 2nd best prospect by *Baseball America*...Lost his first two starts of the season but rebounded to pitch 17 consecutive scoreless innings, 4/19-5/2...Pitched 6.0 scoreless innings vs. Columbus on 4/26, striking out 9...Went 2-0 with a 1.00 ERA (27.0IP, 3ER) with 29 strikeouts in a span of 5 starts, 5/28-6/17...Did not pitch after July due to a sore lower back...1999: Was selected in the first round of the draft and signed with the Orioles on 8/23, the day he was due to report to classes at Georgia Tech...Participated in the Orioles Florida Instructional League in the fall...Prior to signing, worked out with the Orioles in Atlanta in June...Personal/Amateur: Graduated from Newton (GA) HS, where he went 11-0 with a 2.40 ERA in 15 games his senior year, including 146 strikeouts in 79 innings...Also played basketball in high school...Enjoys playing the guitar.

STEPHENS, JOHN [RHP]

HT: 6-1; WT: 200; B: R; T: R; Signed by: Brett Ward; Born: Nov. 15, 1979, Sydney, Australia; Resides: Berela, New South Wales, Australia; Acquired: Signed as a non-drafted free agent on July 3, 1996 to a 1997 contract.

YEAR	CLUB	CL	W	L	ERA	G	GS	CG	SHO	SV	IP	H	R	ER	HR	BB	IBB	SO	WP	BK	
1997	Bluefield	R	2	0	2.25	4	4	0	0	0	24.0	17	6	6	4	1	5	0	34	1	1
	Gulf Coast	R	3	0	0.62	9	3	0	0	1	33.0	15	3	3	1	0	9	0	43	0	0
1998	Delmarva	A	1	2	2.60	8	6	1	1	0	34.2	25	11	10	3	1	13	0	40	3	0
1999	Delmarva	A	10	8	3.22	28	27	4	2	0	170.1	148	75	61	10	10	36	0	217	4	0
2000	Frederick	A	7	6	3.05	20	20	0	0	0	118.0	119	45	40	5	8	22	1	121	6	0
Minor Lg. Totals			23	16	2.84	67	60	5	3	1	380.0	324	140	120	23	20	85	1	455	14	1

2000: Spent season at Class A Frederick and led organization with a 3.05 ERA...Led Carolina League starters in BB/9.0IP (1.6), was 4th in K/9.0IP (9.23), 4th in ERA and 5th in baserunners/9.0IP (11.36)...Averaged 6.0 innings in his 20 starts...Earned CL Pitcher of the Week honors, 5/11-17, going 2-0 with a 1.26 ERA in two starts...Recorded double-digits in strikeouts on 3 occasions - 4/13 vs. Winston-Salem (11K), 4/22 vs. Myrtle Beach (11K) and 5/22 vs. Salem (14K)...Yielded 3 hits over 8 innings in his start against Salem and fanned 8 of 10 hitters between the 3rd and 6th frames...Went 3-1 with a 1.45 ERA in 4 starts, 5/12-28...Was named to the Carolina League All-Star team, leading the league with a 1.90 ERA at the break...1999: Was the recipient of the Palmer Prize, presented annually to the organization's Pitcher of the Year...Led all minor league pitchers with 217 strikeouts and was 3rd among starting pitchers with 11.47 strikeouts/9.0IP...Tied for South Atlantic League lead in complete games (4), tied for 2nd in shutouts (2), was 3rd in innings pitched (170.1) and 4th in games started

(27)...Set a Delmarva record with 17 strikeouts against Charleston (WV) on 6/5...Struck out 10 or more batters on 7 different occasions...In June and July, went a combined 6-2 with a 1.57 ERA, 3 complete games and 2 shutouts, while striking out 82 batters and walking 8 in 74.1IP...Tossed one 2-hitter and two 3-hitters during the season...Went 9-3 with a 2.55 ERA over his last 18 starts...1998: Made 6 starts for Delmarva before going on DL 5/11 for remainder of season with a neck strain...After allowing 7 runs in 1.1 innings in his first start, pitched to a 0.82 ERA (33.1IP, 3ER) while striking out 40 and walking 9...Threw a complete game, 5-hit shutout 4/24 at Hickory...1997: Combined to go 5-0 with a 1.42 ERA in his first pro season...Averaged 12.2 strikeouts/9 innings...Allowed runs in only his first and last games in Gulf Coast League...Moved up to Bluefield in early August and struck out 12 in 8 innings in 3-0 win at Bristol on 8/18...Made 2 starts for Sydney in Australian Baseball League following season, going 0-1 with a 9.00 ERA...Personal/Amateur: Played for Australian AAA National Team's USA Tour in fall '97...Played at Camden Yards in 1995 on Australian AA Team's U.S. tour...Graduate of Parramatta Marist HS in Weastmead, New South Wales...Also played basketball and soccer...Lists music as a hobby.

TATE, MATTHEW ERIC ALLEN [RHP]

HT: 6-2; WT: 180; B: R; T: R; Signed by: Harry Shelton; Born: Sept. 21, 1980, Dothan, AL; Resides: Bonifay, FL; Acquired: Orioles 8th round selection in 1999 First Year Player Draft.

YEAR	CLUB	CL	W	L	ERA	G	GS	CG	SHO	SV	IP	H	R	ER	HR	HB	BB	IBB	SO	WP	BK
1999	Gulf Coast	R	2	2	3.59	11	11	0	0	0	57.2	40	26	23	3	6	26	3	44	3	4
2000	Gulf Coast	R	0	1	6.19	9	2	0	0	1	16.0	16	11	11	1	1	1	1	13	2	0
	Bluefield	R	1	3	7.86	7	5	0	0	0	26.1	40	26	23	3	5	8	0	16	2	0
Minor Lg. Totals			3	6	5.13	27	18	0	0	1	100.0	96	63	57	7	12	45	4	73	7	4

2000: Began season at Gulf Coast before moving on to Bluefield...Made 2 starts for the GCL Orioles and went 2-0 with a 2.57 ERA...While with Bluefield, struck out a season-high 5 batters in 5.0 innings at Danville on 8/13...1999: Held opponents to a .198 average (40-202), 2nd best percentage among starters in the Gulf Coast League...Led GCL Orioles in games started (11) in his first professional season...Pitched 7.0 no-hit innings and struck out 10 on 7/16 to earn his first victory...Two weeks later on 7/28, pitched 5.0 hitless innings and struck out 6, but did not receive a decision...Personal/Amateur: Graduated from Holmes County (FL) HS...Enjoys golfing and fishing.

TAVAREZ, DAVID [RHP]

HT: 6-3; WT: 191; B: R; T: R; Signed by: Patrick Guerrero; Born: Jan. 13, 1982, Santiago, DR; Resides: Cerro Alto, DR; Acquired: Signed as a non-drafted free agent July 2, 1998, to a 1999 contract.

YEAR	CLUB	CL	W	L	ERA	G	GS	CG	SHO	SV	IP	H	R	ER	HR	BB	IBB	SO	WP	BK	
1999	Gulf Coast	R	9	0	2.14	12	9	0	0	0	67.1	60	22	16	2	7	12	2	55	4	2
2000	Bluefield	R	3	2	6.03	7	7	0	0	0	34.1	47	30	23	8	3	14	0	23	2	0
Minor Lg. Totals			12	2	3.45	19	16	0	0	0	101.2	107	52	39	10	10	26	2	78	6	2

2000: Made 7 starts for Rookie League Bluefield...Earned 3 wins in a span of 4 starts, 7/7-27...Five of his 8 home runs allowed on the season came in his last start on 8/1 vs. Martinsville...1999: Led Gulf Coast League in wins (9), was 2nd in innings pitched (67.1) and 3rd in ERA (2.14)...Was selected starting pitcher to the GCL Postseason All-Star team...Went 3-0 with a 1.44 ERA and did not issue a walk over the span of 4 starts, 7/12-29...Went 6-0 with a 2.36 ERA in 9 starts and 3-0 with a 1.29 ERA in 3 relief outings.

TOLENTINO, NESTOR [OF]

HT: 6-3; WT: 170; B: R; T: R; Signed by: Salvador Ramirez; Born: Aug. 9, 1982, San Pedro de Macoris, DR; Resides: San Pedro de Macoris, DR; Acquired: Signed as a non-drafted free agent, Oct. 24, 2000.

YEAR	CLUB	CL	AVG	G	AB	R	H	TB	2B	3B	HR	RBI	SH	SF	HBP	BB	IBB	SO	SB	CS	GDP	SLG	OBP
2001																							

Will be first professional season

TOMASZEWSKI, ELIOT CHRISTOPHER [RHP]

HT: 6-4; WT: 190; B: R; T: R; Signed by: Jeff Morris; Born: Jan. 13, 1980, Albuquerque, NM; Resides: Albuquerque, NM; Acquired: Orioles 11th round selection in 1998 First Year Player Draft.

YEAR	CLUB	CL	W	L	ERA	G	GS	CG	SHO	SV	IP	H	R	ER	HR	BB	IBB	SO	WP	BK	
1998	Gulf Coast	R	0	1	7.16	16	1	0	0	1	27.2	29	28	22	2	3	32	0	19	3	1
1999	Gulf Coast	R	3	1	1.85	10	6	0	0	2	43.2	35	22	9	0	3	19	1	36	3	1
	Bluefield	R	0	0	7.20	1	1	0	0	0	5.0	8	5	4	0	1	1	0	1	0	0
2000	Bluefield	R	1	1	5.24	21	1	0	0	0	34.1	36	22	20	1	7	15	0	36	4	9
Minor Lg. Totals			4	3	4.47	48	8	0	0	3	110.2	108	77	55	3	14	67	1	92	10	2

2000: Struck out at least one batter in 18 of his 21 appearances for Bluefield, including a season-high 4 batters on 8/29 at Pulaski...Did not allow a run through his first 5 appearances of the season, surrendering just 4 hits in 9.1IP...Allowed 6 ER in 3.0IP in his final outing of the year, raising his ERA from 4.02 to a season-ending 5.24...1999: Was 2nd in the Gulf Coast League in BB/9IP among relievers (1.2)...Made 6 starts and went 3-0 with a 1.26 ERA in 28.1IP...Won consecutive starts, 7/3-9, allowing one run and striking out 11 in 11.2IP...Went 2-0 with a 0.76 ERA (23.2IP/2ER) in July...1998: Allowed 32 walks, 2nd in Gulf Coast League...In first 11 appearances was 0-1 with 1 save and a 4.41 ERA, while finishing 8 games...Walked 18 batters in his last 5 outings (13.1IP), including 6 batters in 3.1IP in his only start...Personal/Amateur: Graduated from Sandia (NM) HS in 1998...Went 15-8 as a senior and was state's Gatorade Player of the Year...Played Little League and Connie Mack League baseball.

TUCKER, MAMON LEVI [OF]

HT: 6-3; WT: 188; B: R; T: R; Signed by: Jim Robinson; Born: Oct. 18, 1979, Bossier City, LA; Resides: Austin, TX; Acquired: Orioles sandwich pick (39th selection overall) in 1998 First Year Player Draft.

YEAR	CLUB	CL	AVG	G	AB	R	H	2B	3B	HR	RBI	SH	SF	HBP	BB	IBB	SO	SB	CS	GDP	SLG	OBP
1998	Gulf Coast	R	.143	12	42	5	6	6	0	0	2	0	0	0	1	0	17	1	0	1	.384	.374
1999	Bluefield	R	.253	56	233	52	59	78	9	5	18	0	0	2	29	0	44	7	0	6	.335	.341
2000	Bluefield	R	.238	117	411	80	96	124	11	6	54	4	4	6	44	0	88	13	6	5	.302	.318
Minor Lg. Totals			.238	187	686	117	163	208	20	11	74	4	4	8	74	0	149	21	6	12	.304	.318

2000: Matched a Delmarva record with a 14-game hitting streak, 5/25-6/11...Recorded 7 outfield assists on the season...Batted .297 (30-101) in 26 games in June...1999: Led Bluefield in runs (52), hits (59) and triples (5) and was 3rd in stolen bases (7)...Batted .306 (15-49) with 11 runs and 9 RBI in June...Had 17 multi-hit games on the year...Put together a 10-game hitting streak, 7/21-31, batting .410 (16-39) with 9 runs...Scored 27 runs in August...Hit safely in 9 of last 10 games, batting .300 (12-40) with 11 runs...1998: Signed on 7/20 and played sparingly for GCL Orioles...Personal/Amateur: Graduated from S.F. Austin (TX) HS in '98...Earned all-state honors and was District MVP in both his junior and senior seasons...Was named to Rawlings H.S. All-America team as a senior and was named to Academic All-District team.

VARGAS, CARLOS JOSE [RHP]

HT: 6-2; WT: 170; B: R; T: R; Signed by: Ubaldo Heredia and Arturo Sanchez; Born: Nov. 4, 1982, La Guaira, Venezuela; Resides: Edo Vargas, Venezuela; Acquired: Signed as a non-drafted free agent, Mar. 31, 2000.

YEAR	CLUB	CL	W	L	ERA	G	GS	CG	SHO	SV	IP	H	R	ER	HR	HB	BB	IBB	SO	WP	BK
2000	Venezuelan Summer League																				

2000: Appeared in 7 games, 3 starts, for Cabudare of Venezuelan Summer League, and went 0-2 with a 22.00 ERA (9.0IP/22ER).

VINAS, JULIO CESAR [CA]

HT: 6-1; WT: 205; B: R; T: R; Signed by: Dan Monzon and Jose Ortega (White Sox); Born: Feb. 14, 1973, Miami, FL; Resides: Hialeah, FL; Acquired: Signed as a minor league free agent on Jan. 8, 2001.

YEAR	CLUB	CL	AVG	G	AB	R	H	2B	3B	HR	RBI	SH	SF	HBP	BB	IBB	SO	SB	CS	GDP	SLG	OBP	
1991	Gulf Coast	R	.225	50	187	21	42	19	9	0	3	29	0	2	19	0	40	2	3	5	.321	.300	
1992	South Bend	A	.170	33	94	7	16	9	3	0	0	10	0	2	1	9	0	17	1	3	1	.202	.245
	Utica	A	.245	47	151	22	37	11	6	4	0	24	1	5	2	11	0	29	1	2	2	.338	.296
1993	South Bend	A	.319	55	188	24	60	12	15	1	9	37	2	2	1	12	1	29	1	1	2	.553	.500
	Sarasota	A	.245	18	65	5	16	5	2	1	1	7	0	0	0	5	13	0	0	2	.354	.300	
1994	South Bend	AA	.253	121	466	68	116	43	31	1	9	75	6	6	4	43	4	75	0	2	9	.382	.318
1995	Birmingham	AA	.269	102	372	47	100	37	18	2	6	61	0	7	5	37	1	80	3	6	3	.371	.337
1996	Nashville	AAA	.237	104	338	48	80	36	18	2	11	52	0	4	2	36	2	63	1	4	8	.369	.311
1997	Nashville	AAA	.232	91	314	39	73	25	12	2	11	41	3	5	2	25	2	72	4	6	3	.389	.289
1998	Rochester	AAA	.352	62	199	26	70	12	15	4	6	40	1	2	1	12	0	30	2	1	3	.568	.388
1999	Rochester	AAA	.312	126	484	67	151	25	32	2	20	83	0	7	1	25	1	73	4	3	13	.510	.342
2000	Akron	AA	.254	20	63	12	16	11	3	1	1	8	0	1	3	11	0	10	0	2	.381	.385	
	Pawtucket	AAA	.252	29	107	14	27	9	5	0	4	16	0	1	9	1	20	1	3	2	.411	.316	
Minor Lg. Totals			.266	638	3028	400	806	254	167	20	81	483	13	43	25	254	12	551	20	29	61	.415	.324

2000: Split season between AA Akron in the Cleveland system and AAA Pawtucket of Boston...Started the season at Akron and played in 20 games, 15 at DH...Hit safely in 19 of his 29 games at Pawtucket...Made 25 starts in the outfield...Went 4-for-6 with 2 doubles and 3 RBI on 8/15 at Rochester...1999: Led AAA Rochester in average (.312), games (126), doubles (32) and RBI (83) and finished 2nd on the club in HR (20)...Made 70 starts as DH and 38 starts at catcher...Had three 4-hit games and three 2-home run games...Hit .319 with 6 HR in August...1998: Released in spring training by Pittsburgh and signed with the Orioles on 5/6...Spent remainder of season at Rochester, finishing the year with an 11-game hitting streak, and over the final 7 games, batted .538 (14-26) with 8 RBI...1997: Spent second straight season at AAA Nashville in the Chicago White Sox organization...Batted .316 in April but just .214 the remainder of the season...Hit 2 HR on 4/11 vs. Buffalo...Was on the DL from 5/15 to 6/13 with a broken right wrist...1996: Made 82 appearances at catcher...Collected 5 RBI on 7/8 and had four 4 RBI games...Had a 7-game hitting streak, 5/20-28...1995: Led AA Birmingham with 61 RBI...Split time between catcher and DH and threw out 28 of 75 baserunners (37%) attempting to steal...Batted .349 in April...Had an 11-game hitting streak, 7/7-19...Tallied 28 RBI in his first 40 games...1994: Was tied for 3rd in the organization and set the Class A South Bend club record with 31 doubles...Named to Midwest League's mid-season All-Star team...Joined the White Sox for the Windy City Classic, an exhibition game against the Cubs at Wrigley Field, on 4/7 and in the game he homered and drove in a pair of runs...1993: Split season between South Bend and Sarasota, batting .300 with 10 HR and 44 RBI...1992: Played at South Bend and Utica and ranked 2nd among catchers in the organization with 34 RBI...Threw out 21 of 56 runners attempting to steal (38%) at Utica...1991: Began professional career at Sarasota in the Gulf Coast League and led the club in HR and RBI.

WHITECOTTON, WILLIAM (BILLY) KENNETH [RHP]

HT: 6-4; WT: 190; B: R; T: R; Signed by: Marc Tramuta; Born: Aug. 18, 1980, Baltimore, MD; Resides: Linthicum, MD; Acquired: Orioles 24th round selection in 1998 First Year Player Draft.

YEAR	CLUB	CL	W	L	ERA	G	GS	CG	SHO	SV	IP	H	R	ER	HR	HB	BB	IBB	SO	WP	BK
1998	Gulf Coast	R	4	2	6.14	10	7	0	0	0	48.1	52	35	33	6	5	12	0	29	6	0
1999	Bluefield	R	3	8	6.93	15	10	0	0	0	62.1	82	67	48	9	6	37	0	80	19	1
2000	Bluefield	R	2	2	1.64	9	8	1	0	0	49.1	35	12	9	2	3	16	0	33	0	1
	Delmarva	A	1	1	5.72	6	6	0	0	0	28.1	32	18	16	4	2	17	0	25	3	0
	Frederick	A	0	0	0.00	1	0	0	0	0	2.2	2	0	0	0	0	1	0	2	0	0
Minor Lg. Totals			10	13	5.09	41	31	1	0	0	187.0	203	132	106	21	16	83	0	149	28	2

2000: Began the season at Class A Delmarva, appearing in 6 games, and was transferred to Rookie level Bluefield, where he spent the next two months before pitching in one game for Class A Frederick...At Bluefield, led Appy League starters in fewest runners/9.0IP (9.85) and was third in opponents batting average (.208)...Allowed just 2 ER in his first five starts (31.0IP) for Bluefield, pitching to a 0.58 ERA...Pitched a complete game and struck out 7 vs. Martinsville in his final game with the Orioles on 8/1...1999: Spent season at Bluefield, pitching in 10 games, including 5 starts...Tied for the Appalachian League lead in losses (8) and wild pitches (19)...1998: Pitched for Gulf Coast League O's...Allowed 6 HR, tied for 6th in GCL...In 3 relief appearances, all long relief, was 3-0 with a 6.23 ERA (13.0IP, 9ER)...In his 7 starts, he was 1-2 with a 6.11 ERA (35.1IP, 24ER)...Personal/Amateur: Graduated in 1998 from North County HS in Anne Arundel Co., south of Baltimore...Was all-county in baseball and also played football.

WILKEN, KRISTOPHER [CA]

HT: 5-11; WT: 190; B: S; T: R; Signed by: Deron Rombach; Born: Apr. 11, 1979, Albuquerque, NM; Resides: Albuquerque, NM; Acquired: Orioles 12th round selection in the 2000 First Year Player Draft.

YEAR	CLUB	CL	AVG	G	AB	R	H	TB	2B	3B	HR	RBI	SH	SF	HBP	BB	IBB	SO	SB	CS	GDP	SLG	OBP
2000	Bluefield	R	.274	58	208	35	57	86	10	2	5	28	0	5	1	34	0	49	1	3	5	.413	.371
Minor Lg Totals			.274	58	208	35	57	86	10	2	5	28	0	5	1	34	0	49	1	3	5	.413	.371

2000: Played 32 games at 3B and 18 games at catcher for Bluefield...Reached base safely in first 15 games of the year...Had 18 multi-hit games on the season...Had a home run and 4 RBI on 8/19 at Johnson City...Batted .303 (33-109) with 4 of his 5 HR at home...Personal/Amateur: Attended El Dorado (NM) HS and the University of Houston...Enjoys hunting in his free time.

WILLIAMS, CHAD EUGENE [LHP]

HT: 6-4; **WT:** 180; **B:** L; **T:** L; **Signed by:** Ed Sprague; **Born:** Sept. 20, 1981, Sacramento, CA; **Resides:** Lone, CA; **Acquired:** Signed as a non-drafted free agent on Jan. 18, 2001.

YEAR	CLUB	CL	W	L	ERA	G	GS	CG	SHO	SV	IP	H	R	ER	HR	HB	BB	IBB	SO	WP	BK
2001																					

Will be first professional season

WILSON, JEFFREY (JEFF) JOSEPH [LHP]

HT: 6-2; **WT:** 185; **B:** R; **T:** L; **Signed by:** Howard McCullough (Diamondbacks); **Born:** Feb. 17, 1973, South Bend, IN; **Resides:** Greensboro, NC; **Acquired:** Selected by Orioles in minor league phase of Rule 5 draft, December 13, 1999.

YEAR	CLUB	CL	W	L	ERA	G	GS	CG	SHO	SV	IP	H	R	ER	HR	HB	BB	IBB	SO	WP	BK
1997	Lethbridge	R	1	1	4.46	22	0	0	0	0	36.1	35	22	18	4	0	12	0	48	5	0
1998	South Bend	A	1	5	2.56	12	4	0	0	0	38.2	34	17	11	0	1	13	2	32	6	1
	High Desert	A	2	0	5.23	12	0	0	0	0	20.2	28	14	12	1	0	8	0	18	0	0
1999	High Desert	A	7	4	4.31	32	17	0	0	1	110.2	136	66	53	12	3	87	2	122	8	2
2000	Bowie	AA	6	7	3.32	19	18	2	0	0	111.0	131	51	41	8	3	39	0	79	3	0
	Rochester	AAA	2	2	3.86	11	3	0	0	0	35.0	26	16	15	1	2	29	0	25	1	1
Minor Lg. Totals			19	19	3.83	108	42	2	0	1	352.1	330	166	150	24	9	167	4	323	23	4

2000: Spent most of the season at AA Bowie and was 3 innings short of qualifying for 9th in the Eastern League with a 3.32 ERA...Did not allow a run in his first 15.2 innings and was 4-1 in his first 6 starts of the year...Went 2-6 from 5/16 to 7/14, but was supported by just 31 runs over those 11 starts...Transferred to AAA Rochester in late July and made 11 appearances for the Red Wings, 8 in relief...Ranked 5th among Oriole farmhands with a 3.45 ERA...1999: Spent season at High Desert and split time between starting and relief...Began season in the bullpen and went 0-1 with a 6.56 ERA in 15 appearances...Moved into the rotation on 6/10 and went 7-3 with a 3.71 ERA in 17 starts...Won 4 straight starts, 8/5-21, allowing only 5 hits in 13.0IP over the last two starts...Went 4-0 with a 1.76 ERA (30.2IP/6ER) in August...Held left-handed batters to a .200 average...1998: Split season between South Bend and High Desert...Began season with South Bend and went 0-2 with a 2.84 ERA in 4 appearances in April before joining High Desert...Had a 5.23 ERA in 12 appearances with the Mavericks and was sent back to South Bend, where he spent the final month...1997: Began professional career at Lethbridge of the Pioneer League...Averaged 12.1 strikeouts/9.0IP (36.1IP, 49K)...Posted a 1.69 ERA (16.0IP/3ER) in August...Personal/Amateur: Graduated from SW Guilford HS in High Point, NC...Attended Louisburg (NC) JC and Elon College.


YARNO, JOSHUA (JOSH) ANTHONY [RHP]

HT: 6-5; **WT:** 214; **B:** R; **T:** R; **Signed by:** John Gillette; **Born:** Nov. 16, 1979, Tampa, FL; **Resides:** Troy, ID; **Acquired:** Orioles 5th round selection in 1998 First Year Player Draft.

YEAR	CLUB	CL	W	L	ERA	G	GS	CG	SHO	SV	IP	H	R	ER	HR	HB	BB	IBB	SO	WP	BK
1998	Gulf Coast	R	3	4	4.37	16	6	0	0	0	57.2	71	40	28	6	2	20	0	46	9	0
1999																					
2000																					
Minor Lg. Totals			3	4	4.37	16	6	0	0	0	57.2	71	40	28	6	2	20	0	46	9	0

2000: Missed his second consecutive season with an injured right shoulder...Surgery was performed by Dr. James Andrews in May...1999: Missed the entire season after undergoing surgery on his right shoulder in the spring...1998: Won back-to-back starts, 7/20 & 7/27, pitching 10 innings with 10 Ks and allowing no earned runs...In his last 2 starts, 8/19 & 8/26, he pitched 12 innings and allowed 1 walk and 1 earned run...Allowed 6 HR, tied for 6th among Gulf Coast League hurlers...Personal/Amateur: Graduated from Moscow (ID) HS in 1998...Spent final 2 years there...Earlier attended Lewis and Clark HS in Spokane, WA...His father, George Yarno, was an offensive lineman for 12 years in the NFL (1979-90) with Tampa, Atlanta, Houston and Green Bay, and is currently an assistant football coach at Arizona State University.

RECORDS & HISTORY



Cal Ripken connects on his 3,000th hit

MAJOR LEAGUE FRANCHISE RECORDS

SINCE O'S RETURN TO MAJORS

1954-2000

(Franchises that existed in 1954 only)

Rank	Won-Lost	Pct.	Rank	Won-Lost	Pct.
1-Yankees	4254-3431	.5535	9- Cardinals	3805-3604	.5136
2-Dodgers	4222-3403	.5417	10- Tigers	3751-3658	.5063
3-Reds	3958-3459	.5336	11- Pirates	3742-3669	.5050
4-ORIOLES	3927-3477	.5304	12- Indians	3677-3729	.4965
5-Braves	3847-3564	.5191	13- Phillies	3564-3635	.4831
6-Red Sox	3853-3570	.5191	14- Athletics	3555-3669	.4789
7-Giants	3832-3596	.5159	15- Twins*	3551-3667	.4787
8-White Sox	3800-3605	.5138	16-Cubs	3463-3945	.4675

*Formerly Washington Senators, 1961-80

SINCE START OF DIVISION PLAY

1969-2000

Rank	Won-Lost	Pct.	Rank	Won-Lost	Pct.
1-Yankees	2784-2282	.5479	16-Tigers	2489-2551	.4946
2-ORIOLES	2721-2315	.5403	17-White Sox	2489-2551	.4938
3-Reds	2717-2336	.5377	18- Expos	2454-2516	.4859
4-Red Sox	2702-2349	.5349	19- Phillies	2455-2600	.4857
5-Dodgers	2703-2352	.5347	20-Angels	2455-2602	.4855
6-Diamondbacks (since '98)	250-236	.5144	21-Rangers*	2431-2613	.4820
7-Athletics	2563-2461	.5131	22-Rodriguez (since '93)	594-639	.4818
8-Pirates	2579-2470	.5107	23-Twins	2429-2618	.4813
9-Astros	2578-2480	.5097	24- Indians	2422-2614	.4809
10- Cardinals	2565-2483	.5061	25-Brewers*	2421-2631	.4792
11-Braves	2550-2493	.5057	26-Cubs	2416-2628	.4790
12-Royals	2548-2497	.5051	27-Padres	2315-2742	.4578
13-Mets	2540-2509	.5031	28-Mariners (since '77)	1715-2048	.4556
14-Giants	2544-2516	.5028	29-Marins (since '93)	551-678	.4483
15-Blue Jays (since '77)	1867-1897	.4900	30-Devil Rays (since '98)	201-284	.4144

* Includes record as Washington Senators, 1969-71
* Includes record as Seattle Pilots, 1969

YANKS & O'S ARE 1-2 STARTING 1960

1960-2000

Rank	Won-Lost	Pct.	Rank	Won-Lost	Pct.
1-Yankees	3571-2919	.5502	16-Twins*	3194-3300	.4918
2-ORIOLES	3523-2960	.5434	17-Athletics	3191-3310	.4908
3-Dodgers	3496-3004	.5378	18-Expos (since '69)	2454-2596	.4869
4-Reds	3488-3005	.5371	19-Phillies	3151-3344	.4861
5-Red Sox	3380-3119	.5201	20-Indians	3143-3341	.4847
6-Cardinals	3362-3126	.5182	21-Angels (since '61)	3098-3281	.4833
7-Giants	3356-3148	.5160	22-Rodriguez (since '93)	594-639	.4818
8-Pirates	3339-3147	.5148	23-Brewers* (since '69)	2421-2631	.4792
9-Diamondbacks (since '98)	250-236	.5144	24-Mets (since '62)	2934-3246	.4748
10-Tigers	3291-3211	.5092	25-Cubs	3059-3426	.4717
11-Royals (since '69)	2548-2497	.5051	26-Rangers* (since '81)	2952-3381	.4661
12-White Sox	3273-3217	.5043	27-Padres (since '69)	2315-2742	.4578
13-Braves	3208-3177	.5024	28-Mariners (since '77)	1715-2048	.4556
14-Blue Jays (since '77)	1867-1897	.4900	29-Marins (since '93)	551-678	.4483
15-Astros (since '62)	3052-3138	.4931	30-Devil Rays (since '98)	201-284	.4144

* Includes record as Washington Senators, 1969
* Includes record as Seattle Pilots, 1969
* Includes record as Washington Senators, 1969-71

ORIOLES YEAR-BY-YEAR BATTING LEADERS

YR	PLAYER	AVG	PLAYER	HR	PLAYER	RBI	PLAYER	SB	YR
'54	Abrams	.293	Stephens	8	Stephens	46	Coan	9	'54
'55	Triandos	.277	Triandos	12	Triandos	85	Diering	5	'55
							Pope	5	
'56	Nieman	.322	Triandos	21	Triandos	88	Francosa	11	'56
'57	Boyd	.318	Triandos	19	Triandos	72	Pierack	14	'57
'58	Woodling	.276	Triandos	30	Triandos	79	Pierack	7	'58
'59	Woodling	.300	Triandos	25	Woodling	77	Pierack	9	'59
'60	B. Robinson	.284	Hansen	22	Gentile	96	Breeding	10	'60
'61	Gentile	.302	Gentile	48	Gentile	141	Brandt	10	'61
'62	B. Robinson	.303	Gentile	33	Gentile	87	Brandt	9	'62
'63	A. Smith	.272	Powell	25	Powell	82	Aparicio*	40	'63
'64	B. Robinson	.317	Powell	39	B. Robinson*	118	Aparicio*	57	'64
'65	B. Robinson	.297	Bielary	22	B. Robinson	80	Aparicio	26	'65
'66	F. Robinson*	.316	F. Robinson*	49	F. Robinson*	122	Aparicio	2	'66
'67	F. Robinson	.311	F. Robinson	30	F. Robinson	94	Aparicio	18	'67
'68	B. Robinson	.283	Powell	22	Powell	85	Buford	27	'68
'69	F. Robinson	.308	Powell	37	Powell	121	Buford	20	'69
'70	F. Robinson	.306	Powell	35	Powell	114	Buford	24	'70
'71	Reinhardt	.318	F. Robinson	28	F. Robinson	99	Buford	15	'71
							Rattenmund	15	
'72	Grich	.278	Powell	21	Powell	81	Baylor	24	'72
'73	T. Davis	.298	Williams	22	T. Davis	89	Baylor	32	'73
'74	T. Davis	.289	Gich	19	T. Davis	84	Baylor	28	'74
'75	Singleton	.300	Baylor	25	L. May	99	Baylor	32	'75
'76	Singleton	.278	R. Jackson	27	L. May*	109	Bumby	42	'76
'77	Singleton	.328	L. May	27	L. May	99	Kelly	25	'77
'78	Singleton	.283	Murray	27	Singleton	99	Harlow	14	'78
'79	Murray	.285	DeCinces	28	Murray	95	Bumby	37	'79
'80	Bumby	.316	Murray	32	Murray	116	Bumby	44	'80
'81	Murray	.284	Murray*	22	Murray*	78	Bumby	22	'81
'82	Murray	.316	Murray	32	Murray	110	Bumby	10	'82
'83	C. Ripken	.318	Murray	33	Murray	111	Shelby	15	'83
'84	Murray	.308	Murray	29	Murray	110	Shelby	12	'84
'85	Murray	.297	Murray	31	Murray	124	Wiggins	30	'85
'86	Murray	.305	C. Ripken	25	Murray	84	Wiggins	21	'86
'87	Shelby	.316	Shelby	31	C. Ripken	88	Wiggins	20	'87
'88	Murray	.284	Murray	28	Murray	84	Stanick	12	'88
'89	Bradley	.277	Tettleton	26	C. Ripken	93	Devereaux	22	'89
'90	Finley	.256	C. Ripken	21	C. Ripken	84	Finley	22	'90
'91	C. Ripken	.323	C. Ripken	34	C. Ripken	114	Devereaux	16	'91
'92	Devereaux	.276	Devereaux	24	Devereaux	107	Anderson	53	'92
'93	Holles	.310	Holles	29	C. Ripken	90	Anderson	24	'93
'94	Palmeiro	.319	Palmeiro	23	Palmeiro	78	Anderson	31	'94
'95	Palmeiro	.310	Palmeiro	39	Palmeiro	104	Anderson	28	'95
'96	Alomar	.328	Anderson	50	Palmeiro	142	Anderson	21	'96
'97	Anderson	.288	Palmeiro	38	Palmeiro	110	Anderson	18	'97
'98	Davis	.327	Palmeiro	43	Palmeiro	121	Anderson	21	'98
'99	Surhoff	.306	Belle	37	Belle	117	Anderson	36	'99
'00	DeShields	.286	Belle	23	Belle	103	DeShields	37	'00

* Left league

* Not for league lead

ORIOLES RBI RUN LEADERS, PER WEEK AND MONTH

RBI	Player	Year	Week	RBI	Player	Month/Year
17	Mike Young	1985	Aug. 11-17	37	Albert Belle	June, 2000
	Albert Belle	2000	June 11-17	32	Mike Young	August, 1985
16	Jim Gentile	1961	May 7-13	31	Doug DeCinces	July, 1978
	Lee May	1977	May 30-June 3	30	Boog Powell	July, 1969
14	Boog Powell	1965	July 3-9		Jim Gentile	August, 1981
	Frank Robinson	1965	Sept. 19-24		Eddie Murray	Sept., 1980
	Ken Singleton	1979	July 22-28		Eric Davis	Sept., 1987
	Joe Orsulak	1990	May 20-26		Albert Belle	Sept., 1989
	B.J. Surhoff	1997	May 11-17	29	Frank Robinson	July, 1966
13	Jim Gentile	1961	June 25 - July 1		Boog Powell	July, 1970
	Frank Robinson	1970	June 21-27		Eddie Murray	July, 1985
	Dan Graham	1980	July 29-27		Rafael Palmeiro	June, 1998
	Cal Ripken	1990	July 29-Aug. 4	28	Eddie Murray	July, 1987
				27	Cal Ripken	Sept., 1991
					Eddie Murray	May, 1987
					B.J. Surhoff	May, 1997

ORIOLES YEAR-BY-YEAR PITCHING LEADERS

YR	PLAYER	WON	PLAYER	LOST	PLAYER	INN	PLAYER	ERA	YR
'54	Turley	14	Larson	21	Coleman	221.1	Pietta	3.12	'54
'55	Wilson	12	Wilson	18	Wilson	235.1	Wilson	3.45	'55
'56	Moore	12	Wright	12	Moore	185.0	C.Johnson	3.42	'56
'57	C.Johnson	14	Moore	13	C.Johnson	242.0	C.Johnson	3.20	'57
'58	Bortolano	15	Harshman	15	Harshman	238.1	Harshman	2.90	'58
'59	Pappas	15	O'Dell	12	Wilhelm	228.0	Wilhelm	2.16	'59
'60	Wilhelm	15	Estrada	11	Estrada	208.2	Brown	3.06	'60
			J.Fisher	11					
			Pappas	11					
'61	Barber	18	Fisher	13	Barber	248.1	Pappas	3.03	'61
'62	Pappas	18	Estrada	13	Estrada	223.1	Robertis	2.78	'62
'63	Barber	20	Barber	13	Barber	258.2	Barber	2.75	'63
'64	Barber	19	Barber	13	Pappas	251.2	Burke*	2.69	'64
'65	Barber	15	Barber	10	Pappas	221.1	Pappas	2.61	'65
					Barber	220.2			
'66	Palmer	15	Palmer	10	McNally	213.0	McNally	3.17	'66
'67	Phoebus	14	S. Miller	10	Phoebus	208.0	Phoebus	3.33	'67
			Richard	10					
'68	McNally	22	Phoebus	15	McNally	273.0	McNally	1.95	'68
'69	Cuellar	24	Cuellar	11	Cuellar	290.2	Palmer	2.34	'69
'70	Cuellar*	24	Palmer	10	Palmer*	305.0	Palmer	2.71	'70
	McNally*	21							
'71	McNally*	24	Cuellar	9	Cuellar	282.0	Palmer	2.68	'71
	Palmer	21							
'72	Palmer	21	Dobson*	8	Palmer	274.1	Palmer	2.07	'72
'73	Palmer	22	Palmer	17	Palmer	295.0	Palmer*	2.40	'73
'74	Cuellar	22	Grimley	13	Grimley	286.0	Grimley	3.07	'74
'75	Palmer*	23	Grimley	13	Palmer	323.0	Palmer*	2.06	'75
'76	Palmer*	22	Cuellar	13	Palmer*	315.0	Palmer	2.51	'76
			Palmer	13					
'77	Palmer*	20	R. May	14	Palmer*	319.0	Palmer	2.81	'77
'78	Palmer	21	Flanagan	15	Palmer	295.0	Palmer	2.46	'78
'79	Flanagan*	23	D. Martinez	18	D. Martinez*	292.0	Flanagan	3.08	'79
'80	Stone*	25	Flanagan	13	McGregor	252.0	Stone	3.23	'80
'81	D. Martinez*	24	Palmer	8	D. Martinez	179.0	Stewart	2.23	'81
			Stewart	8					
'82	D. Martinez	16	D. Martinez	12	D. Martinez	252.0	Palmer	3.13	'82
			McGregor	12					
'83	McGregor	18	D. Martinez	16	McGregor	200.0	Boddicker	2.77	'83
'84	Boddicker*	20	Flanagan	13	Boddicker	261.1	Boddicker	2.79	'84
'85	McGregor	14	Boddicker	17	McGregor	204.0	Dixon	3.67	'85
'86	Boddicker	14	McGregor	15	Boddicker	218.1	Flanagan	4.24	'86
'87	Bell	10	Bell	13	Boddicker	226.0	Boddicker	4.18	'87
	Boddicker	10							
'88	Schmidt	10	Bautista	15	Bautista	171.2	Bautista	4.30	'88
	Ballard	8							
'89	Ballard	18	Schmidt	13	Malicki	243.0	Ballard	3.43	'89
'90	D. Johnson	13	Harnisch	11	Harnisch	188.2	D. Johnson	4.10	'90
			Ballard	11					
'91	Malicki	10	Ballard	12	Malicki	184.0	Malicki	4.01	'91
'92	Mussina	16	Sudrife	15	Mussina	241.0	Mussina	2.54	'92
'93	Mussina	14	McDonald	14	McDonald	220.1	McDonald	3.39	'93
'94	Mussina	16	McDonald	7	Mussina	176.1	Mussina	3.06	'94
			Moyer	7					
'95	Mussina*	19	Brown	9	Mussina	221.2	Mussina	3.29	'95
			Mussina	9					
'96	Mussina	19	Wells	14	Mussina	243.1	Mussina	4.81	'96
'97	Key	16	Key	10	Mussina	224.2	Mussina	3.20	'97
'98	Ericson	16	Ericson	13	Ericson*	251.1*	Mussina	3.49	'98
'99	Mussina	18	Ericson	12	Ericson	230.1	Mussina	3.50	'99
			Ponson	12					
'00	Mercedes	14	Mussina	15	Mussina*	237.1*	Mussina	3.79	'00

* Last league
* Tied for league lead

ORIOLES CAREER PITCHING LEADERS

ERA (500 or more innings)	STRIKEOUTS	GAMES	INNINGS
S. Miller 2.37	Palmer 2,212	Palmer 558	Palmer 3,947.2
Wilhelm 2.42	Mussina 1,535	T. Martinez 499	McNally 2,853.0
Walt 2.73	McNally 1,478	Flanagan 450	Flanagan 2,317.2
Dobson 2.75	Flanagan 1,297	McNally 412	McGregor 2,141.1
Palmer 2.86	Cuellar 1,011	Williamson 365	Cuellar 2,028.0
O'Dell 2.86	Pappas 944	Walt 363	Mussina 2,008.2
Hall 2.89	Barber 918	McGregor 358	Pappas 1,632.0
Hardin 2.95	McGregor 904	Hall 342	Barber 1,415.0
Phoebus 3.08	D. Martinez 858	Orsico 336	Boddicker 1,273.2
Roberts 3.09	Boddicker 836	MILLS 331	
WINS	LOSSES	SHUTOUTS	SAVES
Palmer 298	Palmer 152	Palmer 53	Olson 160
Mussina 147	Flanagan 116	McNally 33	T. Martinez 105
Cuellar 143	McGregor 108	Cuellar 30	S. Miller 92
Flanagan 141	D. Martinez 93	Pappas 26	Myers 76
McGregor 138	Palmer 86	McGregor 23	Walt 72
Pappas 110	Mussina 85	Barber 19	Stoddard 57
D. Martinez 108	Barber 75	Flanagan 17	Hall 51
Barber 95	Pappas 74	Mussina 15	Aase 50
Boddicker 79	Boddicker 73	Boddicker 13	Stanhouse 45
		Phoebus 11	Stewart 42

WON-LOST PCT.*

Stone556 (40-21)
Mussina645 (147-81)
Palmer638 (268-152)
Burke620 (44-27)
Cuellar619 (143-88)
Hall619 (85-40)
McNally616 (181-113)
Pappas596 (110-74)
Davis587 (81-43)
Dobson581 (38-29)

ORIOLES CAREER BATTING LEADERS

GAMES	AT BATS	RUNS	TOTAL BASES
B. Robinson 2,886	C. RIPKEN 11,874	C. RIPKEN 1,804	C. RIPKEN 4,996
C. RIPKEN 2,873	B. Robinson 10,854	B. Robinson 1,222	B. Robinson 4,270
Belanger 1,982	Murray 7,075	Murray 1,094	Murray 3,522
Murray 1,884	Powell 5,912	ANDERSON 994	Powell 2,748
Powell 1,783	ANDERSON 5,341	Powell 796	ANDERSON 2,589
Blair 1,700	Belanger 5,734	Bumby 772	Singleton 2,274
ANDERSON 1,628	Blair 5,606	Blair 737	Blair 2,175
Singleton 1,448	Singleton 5,115	Singleton 684	Bumby 1,863
Bumby 1,428	Bumby 4,558	Belanger 670	Belanger 1,604
Dempsey 1,245	Dauer 3,829	F. Robinson 555	F. Robinson 1,556
HITS	DOUBLES	TRIPLES	HOME RUNS
C. RIPKEN 3,070	C. RIPKEN 587	B. Robinson 68	C. RIPKEN 417
B. Robinson 2,848	B. Robinson 482	ANDERSON 81	Murray 343
Murray 2,060	Murray 363	Bumby 52	Murray 303
Powell 1,574	ANDERSON 317	Blair 51	B. Robinson 266
ANDERSON 1,527	Blair 289	C. RIPKEN 44	ANDERSON 201
Singleton 1,455	Powell 243	Aparicio 34	Palmaro 192
Blair 1,426	Singleton 235	Belanger 33	Singleton 182
Bumby 1,403	Bumby 217	Devereaux 32	F. Robinson 179
Belanger 1,304	Dauer 193	Ortiz 27	Holes 151
Dauer 994	D. Johnson 186	Triandos 25	Triandos 142
RUNS BATTED IN	EXTRA-BASE HITS	BATTING AVERAGE**	STOLEN BASES
C. RIPKEN 1,627	C. RIPKEN 1,048	Axinnar 312	ANDERSON 295
B. Robinson 1,357	B. Robinson 816	Nieman 303	Bumby 252
Murray 1,224	Murray 731	Boyd 3009	Blair 167
Powell 1,053	ANDERSON 579	Baines 3008	Baines 166
ANDERSON 899	Powell 557	F. Robinson 2999	Belanger 168
Blair 587	Blair 448	Murray 294	Baylor 118
Palmaro 553	Singleton 436	Surhoff 29169	Surhoff 85
F. Robinson 545	Palmaro 321	Palmaro 29168	Grod 77
Titanos 517	F. Robinson 340	Davis 2813	Devereaux 73
	Bumby 322	Singleton 284	Wiggins 71
		Reinemund 284	

WALKS

C. RIPKEN 1,103
Powell 889
Singleton 885
Murray 863
ANDERSON 867
B. Robinson 860
Belanger 571
Bumby 464
F. Robinson 460
Grich 457

SLUGGING PCT.**

Palmaro545
F. Robinson543
Gentile512
Baines502
Murray496
Nieman491
Axinnar480
Lynn478
Surhoff473
Holles467

* Won-Lost Pct.—minimum 50 decisions
** Batting Average and Slugging Percentage (minimum 1,200 at-bats)

SEASON TOP 10 BATTING PERFORMANCES

GAMES
Brooks Robinson 163 1961
Brooks Robinson 163 1964
Cal Ripken 163 1996
17 with 162.
last B.J. Surhoff 1999

AT BATS
B.J. Surhoff 673 1999
Brooks Robinson 668 1961
Cal Ripken 663 1993
Luis Aparicio 659 1966
Mike Devereaux 653 1992
Cal Ripken 650 1991
Cal Ripken 646 1989
Al Bumbry 645 1980
Billy Gardner 644 1957
Cal Ripken 642 1985

RUNS
Roberto Alomar 132 1996
Frank Robinson 122 1966
Cal Ripken 121 1983
Al Bumbry 118 1980
Brady Anderson 117 1996
Cal Ripken 116 1985
Eddie Murray 115 1983
Frank Robinson 111 1969
Eddie Murray 111 1985
Rafael Palmeiro 110 1996

HITS
Cal Ripken 211 1983
Cal Ripken 210 1991
B.J. Surhoff 207 1999
Al Bumbry 205 1980
Roberto Alomar 195 1994
Brooks Robinson 194 1964
Cal Ripken 193 1996
Brooks Robinson 192 1961
Brooks Robinson 192 1962
Eddie Murray 186 1960

SINGLES
Al Bumbry 158 1980
Tommy Davis 149 1974
Luis Aparicio 145 1966
B.J. Surhoff 140 1999
Brooks Robinson 140 1961
Tommy Davis 139 1973
Cal Ripken 135 1983
Brooks Robinson 131 1962
Mark Bolinger 129 1969
Mark McLennore 129 1963

DOUBLES
Cal Ripken 47 1983
Cal Ripken 46 1991
Roberto Alomar 43 1996
Delino DeShields 43 2000
Rafael Palmeiro 40 1996
Cal Ripken 39 1997
Brady Anderson 39 1999
B.J. Surhoff 38 1999
Brooks Robinson 38 1961
Ken Singleton 37 1975
Doug DeCinces 37 1978
Cal Ripken 37 1984
Eddie Murray 37 1985
Brady Anderson 37 1996
Albert Belle 37 2000

TRIPLES
Paul Blair 12 1967
Al Bumbry 11 1973
Mike Devereaux 11 1982
Brady Anderson 10 1995
Luis Aparicio 10 1965
Phil Bradley 10 1989
Mike Devereaux 10 1991
Brady Anderson 10 1992
Brady Anderson 10 1995
5 with 9, last 1980

HOME RUNS
Brady Anderson 50 1996
Frank Robinson 49 1966
Jim Gentile 46 1981
Rafael Palmeiro 43 1998
Boog Powell 39 1984
Rafael Palmeiro 39 1995
Rafael Palmeiro 39 1996
Rafael Palmeiro 38 1997
Albert Belle 37 1999
Boog Powell 37 1969

RBI
Rafael Palmeiro 142 1996
Jim Gentile 141 1981
Eddie Murray 124 1985
Frank Robinson 122 1966
Boog Powell 121 1969
Rafael Palmeiro 121 1998
Brooks Robinson 118 1964
Albert Belle 117 1999
Eddie Murray 116 1980
Bobby Bonilla 116 1990

BATTING AVERAGE
Ken Singleton .3283 1977
Roberto Alomar .3282 1996
Eric Davis .327 1998
Cal Ripken .323 1991
Bob Nieman .322 1956
Rafael Palmeiro .319 1994
Cal Ripken .3183 1983
Al Bumbry .3178 1980
Merv Rottenmund .3177 1971
Bob Boyd .3175 1967

EXTRA BASE HITS
Brady Anderson 92 1996
Frank Robinson 85 1966
Cal Ripken 85 1991
Rafael Palmeiro 80 1998
Cal Ripken 76 1983
Albert Belle 74 1999
Jim Gentile 73 1981
Rafael Palmeiro 71 1996
Cal Ripken 71 1984
Eddie Murray 70 1980

STOLEN BASES
Luis Aparicio 57 1964
Brady Anderson 53 1992
Al Bumbry 44 1980
Al Bumbry 42 1978
Luis Aparicio 40 1963
Delino DeShields 37 2000
Al Bumbry 37 1975
Brady Anderson 36 1995
Don Baylor 32 1973
Don Baylor 32 1975

TOTAL BASES
Brady Anderson 369 1996
Cal Ripken 366 1991
Frank Robinson 367 1966
Rafael Palmeiro 350 1998
Cal Ripken 343 1983
B.J. Surhoff 331 1999
Albert Belle 330 1999
Cal Ripken 327 1984
Rafael Palmeiro 323 1995
Eddie Murray 322 1980
Jim Gentile 314 1981

WALKS
Ken Singleton 118 1975
Don Buford 109 1970
Ken Singleton 109 1979
Eddie Murray 107 1984
Ken Singleton 107 1977
Bobby Grich 107 1973
Bobby Grich 107 1975
Norm Siebern 106 1964
Mickey Tettleton 106 1990
Randy Milligan 106 1992

STRIKEOUTS
Mickey Tettleton 160 1990
Boog Powell 125 1966
Lee May 119 1977
Ken Singleton 118 1979
Snooby Gich 117 1974
Mickey Tettleton 117 1989
Mike Devereaux 115 1991
Mark Bolinger 114 1988
Craig Worthington 114 1989
Terry Kennedy 112 1987

HIT BY PITCH
Brady Anderson 24 1999
Brady Anderson 22 1996
Bobby Grich 20 1974
Brady Anderson 19 1997
Brady Anderson 15 1998
Frank Robinson 13 1969
Don Baylor 13 1973
Don Baylor 13 1975
Frank Robinson 12 1968
Gary Roenicke 12 1979

SEASON TOP 10 PITCHING PERFORMANCES

GAMES
Tippy Martinez 76 1982
Mike Trombley 75 2000
Gregg Olson 72 1981
Alan Mills 72 1988
Sha Miller 71 1983
Amanda Benitez 71 1997
Jesse Crisco 71 1997
Amanda Benitez 71 1998
Buddy Groom 70 2000
Todd Fritchworth 70 1993

GAMES STARTED
Dave McNally 40 1969
Dave McNally 40 1970
Mike Cuellar 40 1970
Jim Palmer 40 1976
Mike Flanagan 40 1978
Mike Cuellar 39 1969
Jim Palmer 39 1970
Ross Grimsley 39 1974
Jim Palmer 39 1977
Dennis Martinez 39 1979
Dennis Martinez 39 1982

COMPLETE GAMES
Jim Palmer 25 1975
Jim Palmer 23 1976
Jim Palmer 22 1971
Mike Cuellar 21 1970
Mike Cuellar 21 1971
Mike Palmer 20 1971
Mike Cuellar 20 1974
Jim Palmer 19 1978
Jim Palmer 19 1979
5 tied with 18, last 1979

SHUTOUTS
Jim Palmer 10 1975
Steve Barber 8 1961
Mitt Pappas 7 1964
Jim Palmer 6 1969
Dave McNally 6 1972
Jim Palmer 6 1973
Jim Palmer 6 1976
Jim Palmer 6 1978
7 tied with 5, last 1983

WINS
Steve Stone 25 1980
Mike Cuellar 24 1970
Dave McNally 24 1970
Mike Cuellar 23 1969
Jim Palmer 23 1975
Mike Flanagan 23 1979
Dave McNally 22 1968
Jim Palmer 22 1973
Mike Cuellar 22 1974
Jim Palmer 22 1976

LOSSES
Don Larson 21 1954
Jim Wilson 18 1955
Pat Dobson 18 1972
Joe Coleman 17 1964
Chuck Estrada 17 1972
Dave McNally 17 1972
Dave McNally 17 1973
Mike Boddicker 17 1985
Dennis Martinez 16 1979
Dennis Martinez 16 1983

SAVES
Randy Myers 45 1997
Gregg Olson 37 1960
Gregg Olson 36 1962
Don Asse 34 1986
Lee Smith 33 1994
Gregg Olson 31 1991
Randy Myers 31 1996
Gregg Olson 29 1993
Mike Timlin 27 1999
Gregg Olson 27 1969

INNINGS PITCHED
Jim Palmer 323.0 1975
Jim Palmer 319.0 1977
Jim Palmer 315.0 1976
Jim Palmer 305.0 1970
Mike Cuellar 297.2 1970
Jim Palmer 296.1 1973
Dave McNally 296.0 1970
Jim Palmer 296.0 1978
Ross Grimsley 296.2 1974
Mike Cuellar 292.1 1971
Dennis Martinez 292.1 1979
Mike Cuellar 290.2 1969

HITS ALLOWED
Scott Ertoson 284 1998
Dennis Martinez 279 1979
Mike Flanagan 278 1960
Dave McNally 277 1970
Mike Cuellar 273 1970
Mike Flanagan 271 1978
Scott McGregor 271 1983
Ross Grimsley 267 1974
Mike Cuellar 265 1973
Mike Mussina 264 1996

ERA
Dave McNally 1.95 1968
Jim Palmer 2.07 1972
Jim Palmer 2.09 1975
Sammy Stewart 2.33 1981
Jim Palmer 2.34 1989
Mike Cuellar 2.38 1969
Jim Palmer 2.40 1973
Jim Palmer 2.46 1976
Jim Hardin 2.51 1968
Jim Palmer 2.51 1976

STRIKEOUTS
Mike Mussina 218 1987
Mike Mussina 210 2000
Mike Mussina 204 1996
Dave McNally 202 1968
Jim Palmer 198 1970
Tom Phoebus 193 1968
Jim Palmer 193 1975
Jim Palmer 193 1977
Mike Cuellar 190 1970
Mike Flanagan 190 1979

WALKS
Bob Turley 181 1954
Mike Tomaz 133 1975
Chuck Estrada 132 1961
Steve Barber 130 1961
Chuck Estrada 121 1962
Tom Phoebus 114 1967
Steve Barber 113 1960
Jim Palmer 113 1973
Ray Moore 112 1957
Jim Palmer 106 1971

HOME RUNS ALLOWED
Sidney Ponson 35 1999
Scott McGregor 35 1986
Robin Roberts 35 1963
Scott McGregor 34 1985
Mike Cuellar 34 1970
Ken Dixon 33 1986
Eric Bell 32 1987
Ben McDonald 32 1992
David Wells 32 1996
Mitt Pappas 31 1962
Steve Stone 31 1979
Scott McGregor 31 1982
Ken Dixon 31 1987
Mike Mussina 31 1996

20-WIN SEASONS
Jim Palmer 8
Dave McNally 4
Mike Cuellar 4
Steve Barber 1
Pat Dobson 1
Mike Tomaz 1
Wayne Garland 1
Mike Flanagan 1
Steve Stone 1
Scott McGregor 1
Mike Boddicker 1

300 HITTERS

Avg	Player(s)	Avg	Player(s)
.3283	Singleton-77	.310	Holles-93, Palmeiro-95
.3282	Almon-96	.308	F. Robinson-89, Surhoff-99
.327	Davis-96	.306	F. Robinson-70, L. Davis-73
.323	C. Ripken-91	.305	Murray-83, Murray-94
.322	Nemian-96	.305	Murray-98
.319	Palmeiro-84	.304	Powell-93, Singleton-80
.318	Boyd-87, Rietzmann-71	.303	C. Ripken-94
.317	Burnby-80, C. Ripken-83	.303	B. Robinson-92
.316	B. Robinson-84, Burnby-77	.302	Gentile-61
.315	F. Robinson-66	.300	Wooding-59
.311	Murray-82, Sheets-87		Singleton-75, Murray-80
	C. Ripken-94		
	F. Robinson-67		

Total: Min. 477 apps thru '90 and 592 plate apps from '91, except 1994 strike season (447 plate apps needed)
 Leaders: Murray-5 times, Singleton, C. Ripken & F. Robinson-4 each.

30 HR SEASONS

HR	Player(s)	HR	Player(s)
53	Anderson-98	34	Powell-86
49	F. Robinson-66*		C. Ripken-91
48	Gentile-61	33	Gentile-92
43	Palmeiro-86		Murray-83
39	Powell-94	32	F. Robinson-89
	Palmeiro-95, '96		Murray-80, '82
38	Palmeiro-87	31	Murray-85
37	Powell-93		Sheets-87
	Belle-99	30	Trandos-58
35	Powell-70		F. Robinson-87
	Singleton-79		Murray-87

Notes: F. Robinson in '86 is only Oriole to lead AL outright in HR. Murray tied for lead with 22 in '81.
 Leaders: Murray-9 times, Powell-4, F. Robinson-3, Gentile, Palmeiro-2 each.

100 RBI SEASONS

RBI	Player(s)	RBI	Player(s)
142	Palmeiro-96	110	Murray-82, '84
141	Gentile-61		C. Ripken-85
124	Murray-85		Anderson-96
122	F. Robinson-86		Palmeiro-97
121	Powell-86	109	Powell-86
	Palmeiro-90	107	L. May-78
118	B. Robinson-84		Devereaux-92
117	Belle-99		Surhoff-99
116	Murray-80	104	Singleton-80
	Bonilla-96		Palmeiro-95
114	Powell-70	103	Belle-90
	C. Ripken-91	102	C. Ripken-83, '96
111	Singleton-79	100	B. Robinson-86
	Murray-83		F. Robinson-88

Notes: C's had four 100-RBI men in '96...Seven C's have had 100 RBI in a season two or more times.
 Leaders: Murray-6 times, C. Ripken-4, Powell, Palmeiro-3 each, B. Robinson, F. Robinson, Singleton-2 each.

BALTIMORE ORIOLES RECORDS 1954 THRU 2000

KEY

- * - American League Record
- ** - This American League Record
- † - Major League Record
- ‡ - Times Major League Record
- a - Boyd & Gooden were the first two of only 4 O's to get 5 hits in one game in 38 seasons at Memorial Stadium, and they did it in the same game, Sept. 15, '57
- b - only Orioles to get 200 hits in a season
- c - M.L. record for a relief pitcher
- d - Does not include errors
- e - Record held by many players
- f - Records Relief formula: (Spts for save + 2 pts for win - 2pts for loss - 2 pts for brown save)

BATTING: INDIVIDUAL—BY GAME

Most Hits

6—Cal Ripken-June 13, '89 @ Atl; 5—Accomplished 35 times, most recently by B.J. Surhoff, June 26, '00 @ Bos; 3 times—Luis Aparicio (all in '66), Cal Ripken-Aug. 22, '82 @ Tex, Sept. 3, '83 @ Minn, May 5, '85 @ Minn) Twice—Don Baylor, Bob Boyd, Al Bumbry, Tommy Davis, Brooks Robinson, B.J. Surhoff. Once—Jerry Adair, Brady Anderson, Mark Bevinger, Paul Blair (19 ALCS), Phil Bradley, Rich Coggins, Clint Courtney, Rich Dauer, Mike Devereaux, Billy Goodman, Mark McLemore, Bob Melvin, Eddie Murray, Joe Orsulak, Rafael Palmeiro, Russ Snyder, Gene Wooding

Most Hits, Home Game

5—Accomplished 7 times, most recently by B.J. Surhoff, April 27, '95 vs KC, also by Jerry Adair (Aug. 24, '82 vs NYY), Bob Boyd* (Sept. 15, '57 vs Cle) Rich Dauer (June 2, '80) vs Mil), Billy Goodman* (Sept. 15, '57), Mark McLemore (June 9, '83 vs Oak)

Most Runs

5—Cal Ripken-June 13, '89 @ Atl; 4—Accomplished 36 times, most recently by Jeff Reboullet, May 27, '99 @ Det, 4 times by Brady Anderson (June 23, '91 @ KC, April 26, '94 vs Oak, April 29, '95 @ Minn, June 16, '96 @ KC), 3 times—Merv Rettenmund

Most RBI

9—Jim Gentile-May 9, '61 @ Minn, Eddie Murray-Aug. 26, '85 @ Cal

Most RBI, Home Game

7—Boog Powell-July 8, '66 vs KC A's, Eddie Murray-May 18, '86 vs Oak

Most RBI, at OPACY

5—Roberto Alomar-Apr. 26, '97 vs Bos; Eric Davis-Apr. 23, '97 vs CWS; Lemmy Webster-July 23, '98 vs Oak

Most RBI, Opp

8—Danny Tarsault-Sept. 8, '92, NYY

Most RBI, Doubleheader

11—Boog Powell-July 6, '66 vs KC A's

Most Doubles

4 1/2—Albert Belle-Aug. 29, '99 @ Det and Sept. 23, '99 (G2) vs, Oak; also by Charlie Lau-July 13, '82 vs Cle; Dave Duncan-June 30, '75 @ Bos

Most Triples

3—Al Burnby-Sept. 22, '73 @ Mil

Most Home Runs

3—See Home Run Section on page 322

Most Total Bases

13—Eddie Murray-Sept. 14, '80 @ Tor & Aug. 26, '85 @ Cal; Cal Ripken-Sept. 3, '83 @ Minn & June 13, '89 vs. Atl; Boog Powell-Aug. 15, '98 @ Bos; Dan Ford-July 20, '83 @ Sea; Lee Lacy-June 8, '86 @ NYY; Roberto Alomar-Apr. 26, '97 vs Bos; Brady Anderson-Aug. 7, '98 @ Minn; Chris Richard-Sept. 3, '90 @ Cle

Most Total Bases, Home Game

13—Roberto Alomar-Apr. 26, '97 vs Bos

Most Total Bases, Opp

16—Rocky Colavito-June 10, '58 vs Cle

Most Stolen Bases

4—Brady Anderson-July 5, '98 @ NYY; Luis Matos-July 30, '00 vs Cle; 3 steals. Accomplished 17 times: 5 times—Luis Aparicio; 3 times—Don Baylor; Twice—Brady Anderson; Once—Albert Belle, Paul Blair, Don Buford, Al Bumbry, Mike Devereaux, Steve Finley, Larry Harlow

Most Stolen Bases, Opp

5—Kerry Lofton-Sept. 3, '00 @ Cle; 4—Dave Collins-Aug. 5, '84 vs Tor; Rickey Henderson-June 25, '85 @ NYY; Roberto Alomar-June 8, '91 vs Tor; John Jaha-Sept. 12, '92 vs Mil; Chad Curtis-Apr. 17, '93, vs Cal; Jose Offerman-Aug. 1, '98 @ KC

Most Base on Balls

5—Bobby Grich-Aug. 9, '75 @ CWS (9 inn, consecutive)

Most Strikeouts, 9 Inn Game

5—Don Buford-Aug. 25, '71 @ CWS (consecutive); Phil Bradley-Sept. 7, '89 (1) @ Tex

Most Strikeouts, Extra Inn Game

6 1/2—Sam Horn-July 17, '91 @ KC (15 inn, consecutive)

Most Consecutive Hits 2 or more games

10—Ken Singleton-Aug. 26-28, '81

Most Consecutive Times, Reached Safely

13—Jim Dwyer-Sept. 29 thru Oct. 2, '82 (5 walks@ hits); Harold Baines-Apr. 30 thru May 4, '90 (5 walks@ hits)

Most Times Reaching Base on Error

3 1/2—Phil Bradley-Aug. 4, '69 vs Tex

Most HBP, One inning

2 1/2—Brady Anderson-May 23, '99 vs Tex (1st inn)

THE ORIOLES "20-20" CLUB

Four different Orioles have had at least 20 homers and 20 stolen bases in the same season. Brady Anderson is the only player to do it more than once:

- 1969 - Paul Blair (HR-26, SB-20)
- 1976 - Don Baylor (HR-25, SB-22)
- 1976 - Reggie Jackson (HR-27, SB-28)
- 1992 - Brady Anderson (HR-21, SB-53)
- 1998 - Brady Anderson (HR-50, SB-21)
- 1999 - Brady Anderson (HR-24, SB-36)

BATTING: INDIVIDUAL—BY SEASON

Most Games 163—Brooks Robinson '81, '84 163—Cal Ripken '96	Most RBI, Switch 124—Eddie Murray82
Most Consec Games one or more seasons 2,632 1—Cal RipkenMay 30, '82-Sept 19, '96	Most RBI, Month 37—Albert BelleJune '00
Most Consec Games at one position 2,216 1—Cal Ripken (SS)July 1, '82 to July 14, '96	Most OVRBI 21—Jim Gentile (unofficial)61 20—Eddie Murray82
Most Consec Innings, one or more seasons 8,234 1—Cal RipkenJune 5, '92 to Sep 14, '87	Most Consec Games Hit Safely 30—Eric Davis99
Most at Bats 673—B.J. Surhoff99	Most Sac Hits 23—Mark Belanger75
Most Plate Appearances 749—Brady Anderson92	Most Sac Flies 17—Sobby Bonilla99
Most Runs 132—Roberto Alomar96	Most Stolen Bases 57—Luis Aparicio94
Most Hits 211—Cal Ripken ⁹83 210—Cal Ripken91 207—B.J. Surhoff ⁹99 205—Al Bumbry ⁹80	Most Walks 119—Ken Singleton75
Most Total Bases 369—Brady Anderson96	Most Int Walks 25—Eddie Murray94
Most Singles 156—Al Bumbry80	Most Strikeouts 160—Mickey Vernon90
Most Doubles 47—Cal Ripken83	Fewest Strikeouts 19—Rich Dauer (619 app)80 7—Clint Courtney (437 apps; non-qualifier)54
Most Triples 12—Paul Blair67	Most Hit by Pitch 22—Brady Anderson96
Most HR, RHB 49—Frank Robinson66	Most GDP 32—Cal Ripken85
Most HR, LHB 50—Brady Anderson96	Most Pinch Hits 24—Dave Philley61
Most HR, Leadoff Hitter 349—Brady Anderson99	Most Consec Pinch Hits 6—Bob Johnson64
Most HR, leading off game 123—Brady Anderson99	Most Pinch Hit RBI 19—Dave Philley61
Most Consec Games leading off with HR 49—Brady AndersonApr 18-21, '96	Highest Batting Avg 3283—Ken Singleton (539-176)77 3282—Roberto Alomar (588-193)96
Most Extra Base Hits 92—Brady Anderson96	Highest Slugging Avg 646—Jim Gentile (485-314)61
Most RBI, LHB 142—Rafael Palmeiro96	Highest On-Base Pct 436—Ken Singleton (651-285)77
Most RBI, RHB 122—Frank Robinson98	

HITTING FOR CYCLE

Brooks Robinson—Jul 15, '60 vs. Chicago (A) [5 hits...2 singles]
Cal Ripken—May 6, '84 vs. Texas (A) [4 hits]

VS O's: Tony Horton, Co. July 2, '70 (at Bal); Larry Hise, Min. June 4, '76 (at Bal); George Brett, KC, May 28, '79 (at KC); Bob Watson, Bos, Sept 15, '79 (at Bal); Tony Phillips, Oak, May 16, '96 (at Bal); Mike Greenwell, Bos, Sept 14, '88 (at Bos); Jose Valentin, CWS, Apr 27, '00 (at CWS); Eric Chavez, Oak, June 21, '00 (at Oak).

CLUB BATTING: GAME

Most Runs, Inn 10—July 8, '65 vs NYY (4th inn); Apr 23, '79 @ Oak (7th inn); Aug 21, '85 @ Sea (3rd inn); May 23, '99 vs Tex (1st inn); Sept 28, '00 vs Tor (4th inn); Sept 25, '00 vs. NYY (2nd inn)	Most Runs, Game 23—Sept 28, '00 vs. Tor (23-1)
Most Runs, Road Game 22—June 13, '99 @ All (22-1)	Most Runs, Game Both Clubs 34—June 26, '78 @ Tor-24, Bal-10
Most Runs, Home Game, Both Clubs 27—May 17, '69 @ Bal-14, Sea-13	Most Runs Yielded, Inn 16—Apr 19, '96 @ Tex (8th inning)
Most Runs Yielded, Inn, Home 11—May 11, '62 vs Wash	Most Runs Yielded, Game 29—Apr 19, '96 @ Tex
Largest Win Margin 22—Sept 29, '00 vs Tor (23-1)	Largest Win Margin, Shutout 17—July 27, '69 vs CWS (17-0)
Largest Loss Margin 19—Apr 19, '96 @ Tex (7-26)	Largest Loss Margin, Shutout 16—Apr 30, '60 vs NYY (0-16)
Most Hits, Inn 9—July 8, '69 vs NYY; Aug 28, '80 vs Cal	Most Hits Yielded, Inn 11—Sept 20, '83 @ Det
Most Hits, Game 26—Aug 28, '80 vs Cal (9 innings)	Most Hits, Away Game 25—June 13, '99 @ Atl (9 innings)
Most Hits, Game, Both Clubs 42—May 17, '96 @ Bal-21, Sea-21 (9 innings)	Most Hits, Doubleheader 35—June 23, '91 @ KC
Most Hits Yielded, Home Game 23—June 19, '86 vs Bos (9 innings)	Most Hits Yielded, Game 9—July 30, '96 @ Minn
Most Doubles, Game 9—July 30, '96 @ Minn	
Most Triples, Game 3—5 Times-Most recently: Apr 29, '93 vs Minn	Most Home Runs, Game 7—See "Most, Game" page 323
Most Total Bases, Game 43—May 16, '99 @ Tex	Most Total Bases, Game, Opp 53—Sept 14, '87 @ Tor
Most Extra Base Hits, Game 11—Apr 27, '94 @ Cal and Sept 3, '00 @ Cle; 10—June 26, '93 vs NYY; May 9, '87 @ CWS; Sept 16, '85 @ Det; Sept 20, '84 vs Bos	Most Extra Base Hits, Game, Opp 12—June 21, '87 vs Det; Sept 14, '87 @ Tor
Most Stolen Bases, Game 7—Aug 28 (2), '86 @ Oak	Most Stolen Bases, Game, Opp 8—Sept 27, '65 vs KC; Aug 1, '86 @ KC
Most Left on Base, Game 21—Aug 25, '86 vs Bos (16 innings); July 6, '92 vs Cws, [14 innings]	Most Left on Base, 9 Inn 18—May 15, '71 @ Bos
Most Left on Base, Shutout Loss 15—Apr 9, '93 @ Sea	Most Strikeouts, Game, 9 Inn 17—May 26, '95 @ Sea-Randy Johnson 13, Dave Fleming 4; Sept 21, '98 @ Tor -Roger Clemens 15, Paul Quantrill 1, Dan Plasec 1
Most Strikeouts, Game, Extra Inn 23—Oct 5, '96 @ Cle (12 inn) (Division Series); 21—Sept 12, '92 vs Wash (16 inn) (regular season), all by Tom Cheney	Most Walks, Game 15—Sept 282, '73 vs Cle -Wilcox, 5, Lamb 4, Johnson 5, Bosman 1
Most GDP, Game 6—May 6, '72 vs KC	

TENS ARE WILD

The Orioles became only the second team to score 10 or more runs in an inning in consecutive games in 2000. They had a 10-run 4th inning on September 28 vs. Toronto and followed it up the next night, September 29, with a 10-run 2nd inning vs. the New York Yankees. The Houston Astros had an 11-run inning and a 10-run inning in a doubleheader vs. the New York Mets on July 30, 1989.

CLUB BATTING: SEASON

Highest Average27999	Most Total Bases208596
Most Extra Base Hits58596	Most Walks71770
Lowest Average22588	Most Doubles31000
Most GDP15996	Most Intentional Walks6971
Highest Slugging Pct47296	Most Triples4954
Most Sacrifice Hits11057	Most Strikeouts101996
Most Runs94996	Most Home Runs25798
Most Sacrifice Flies6799	Most Hit by Pitch5597
Most Hits157299	
Most Stolen Bases15076	

MOST HOME RUNS: INDIVIDUAL

Most Consecutive

4 §§—Don Baylor-July 1-2, '75 @Bos-1 @ Det-3; Jeff Manto-June 8-10, '95 vs Sea-1, vs Cal -2, vs Cal-1

Most, Game

3—Accomplished 17 times, last by Albert Belle, July 25, '99 vs Ana; 3 Times—Eddie Murray-Aug 29, '79 @ Minn (Metro), Sept 14, '80 @ Tor (Exhib Stadium) Aug 26, '85 @ Cal; Boog Powell-Aug 10, '63 @ Wash (RFK), June 27, '64 @ Wash (RFK) Aug 15, '66 @ Bos; Once—Don Baylor-July 2, '75 @ Det; Juan Beniquez-June 12, '86 vs NYY; Paul Blair-Apr 29, '70 @ CWS; Curt Blefary-June 16, '67 @ Cal; Dan Ford-July 20, '83 @ Sea; Bobby Grich-June 18, '74 vs Minn; Lee Lacy -June 8, '86 @ NYY; Randy Milligan-June 9, '90 vs NYY; Cal Ripken-May 28, '96 @ Sea; Roberto Alomar-Apr 26, '97 vs Bos; Albert Belle-July 25, '99 vs Ana

Most, Home Game

3—Bobby Grich-June 18, '74 vs Minn; Juan Beniquez-June 12, '86 vs NYY; Randy Milligan-June 9, '90 vs NYY; Roberto Alomar-Apr 26, '97 vs Bos; Albert Belle-July 25, '99 vs Ana

Most, Home Game, by Opp

4 §§—Rocky Colavito-June 10, '59, Cle; 3—Manny Jimenez-July 4, '64, KC A's; Lee Stanton-July 10, '73, Cal

Most, Road Game, by Opp

3—Preston Ward - Sept 9, '58, KC A's; Bill Madlock-June 28, '87, Det; Ernie Whitt-Sept 14, '87, Tor; Harold Baines-May 7, '91, Oak; Juan Gonzalez- Aug 28, '93, Tex ; Mo Vaughn-Sept 24, '96, Bos

Most in Month of April

11—Brady Anderson-'96

Most, Season

50—Brady Anderson-'96

Most, Season, MS

27—Frank Robinson-'66

Most, Season, OPACY

21—Rafael Palmeiro-'95, '96

Most, Season, Rookie

28—Cal Ripken-'82

Most, Season, Pitcher

6—Jack Harshman-'58

Most, Lifetime, Oriole

417—Cal Ripken-'81-'00

Most, Lifetime, MS

160—Eddie Murray-'77-'88
138—Brooks Robinson-'55-'77
133—Boog Powell-'61-'74

Most, Lifetime, OPACY

101—Rafael Palmeiro-(98 as an Oriole)

Most Multi-Homer Games, Season

7—Frank Robinson-'66; Brady Anderson-'96

Most Multi-Homer Games, Career

21—Eddie Murray-'77-'88, '96

Most Leading off, Career

43—Brady Anderson-'88 - '00

Most Grand Slams, Season

5—Jim Gentile-'61

Most Grand Slams, Game

2 §§b—Jim Gentile-May 9, '61 @ Minn; Frank Robinson-June 26, '70 @ Wash; Chris Hoiles-Aug 14, '98 @ Cle

Most Grand Slams, Lifetime

16—Eddie Murray-'77-'88, '96

Most, Season vs One Opp

11—Frank Robinson-vs Det, '66

Most, Season, by One Opp

9—Frank Howard-Wash, '68; Tony Bautista-Toronto, '00

Most, Season, by Opp, MS

5—Rocky Colavito-Det, '59; Tony Perez-Bos, '80; Jim Sundberg -Tex, '80

Most, Season, by Opp, OPACY

6—Dean Palmer-Tex, '93

Most, Lifetime, by Opp

70—Harmon Killebrew-Wash/Minn '55-'75

Most, Lifetime, by Opp, MS

30—Harmon Killebrew-Wash/Minn '55-'75

Most, Lifetime by Opp, OPACY

16—Mo Vaughn-Bos, Ana '92-'00

Most, Pinch-Hit, Season

3—Whitey Herzog-'62; Sam Bowens-'67; Pat Kelly-'79; Jim Dwyer-'86; Sam Horn-'91

Most, Pinch-Hit, Lifetime, O's

9—Jim Dwyer-'80-'88

Most Consecutive Games, Hit HR

6—Reggie Jackson-July 18-23, '76

Most Extra Inn HRs, Game

2 §§—Mike Young -May 28, '87 vs Cal

Most Times Career, Hitting

HRs Left & Right-handed Same Game
8—Eddie Murray-'77-'88, '96

Most Times Season, Hitting

HRs Left & Right-handed, Same Game

2"—Eddie Murray (twice); '82 -Apr 24 @ CWS & Aug 26 vs Tor; '87-May 8-9 @CWS

Most Consecutive Games

Hitting HRs Left & Righthanded

2 §§—Eddie Murray-'87-May 8-9 @Cws

HR, First ML At-Bat

Les (Buster) Narum-May 3, '63 @ Det

CLUB HOME RUN RECORDS: GAME & INNING

Most, Game

7—May 17, '67 @ Bos [Blair, B. Robinson, F. Robinson, Etchebarren, Bowens, Powell, D. Johnson] Aug 26, '85 @ Cal [Murray -3, Shelby, Rayford, Roenicke, Dempsey]

Most, Home Game, MS

6—May 28, '87 vs Cal

Most, Home Game, OPACY

6—July 1, '94 vs Cal; Sept 5, '95 vs Cal; Apr 11, '96 vs Cle

Most, Game, Opp

10 §—Sept 14, '87 @ Tor

Most, Home Game, MS, Opp

6—June 10, '59-by Cle [Colavito -4, Martin, Minosa]

Most, Home Game, OPACY, Opp

5—July 1, '94 -by Cal; Apr 27, '97-by Bos

Most, Home Game, MS Both Clubs

8—May 28, '87 -Bal-6, Cal-2

Most, Home Game, OPACY, Both Clubs

11—July 1, '94 -Bal-6, Cal-5 (tied ML record for a night game)

Most, Inning

4—May 17, '67 -vs Bos (A) [Etchebarren, Bowens, Powell, D. Johnson]

Most, Inning, Both Clubs

5—April 7, '00 -vs. Det-3, Bal-2 (5th inn)

Most Succession

3—Apr 30, '61 @ Det [Gentile, Triandos, Hansen] Sept 10, '65 vs KC [B. Robinson, Blefary, Adair] Sept 4, '69 @ Det [F. Robinson, Powell, B. Robinson] May 8, '79-vs Oak [Murray, L. May, Roenicke] Sept 16, '85 @ Det [Ripken, Murray, Lynn] Sept 5, '95 vs Cal [Manto, Smith, Anderson]

Most consec games with HR

20—July 16-Aug 9, '98

Most, 11 consec games

32 §—May 8-18, '87

Most, 12 consec games

35 §—May 8-19, '87

Most, 13 consec games

36 §—May 8-20, '87

Most, 14 consec games

38 §—May 8-22, '87

Most, consec games, 2 or more

9 §—May 8-16, '87; Aug 3-11, '96

CLUB RECORDS: SEASON

Most, Season	257	'96
Most Opp, Home	125	'87
Most, Season, Home	121	'96
Most, O's & Opp, Home	235	'87
Most, Season, Opp	226	'87
Most, Pinch-Hit	11**	'82
Most, Season, O's & Opp	466 §	'96
Most, Grand Slams	11	'96

Most Players with 20 or more HR, Season

7 §—'96 [Brady Anderson-50, Rafael Palmeiro-39, Bobby Bonilla- 28, Cal Ripken-26, Chris Hoiles-25, Roberto Alomar-22, B.J. Surhoff-21]

Most, Lead-off HR, Season

12 § '96

Most Pinch-Hit Grand Slams

3 §§ '82

Most, vs. One Club

32 vs Det, 18 games, '66

28 vs Det, 13 games, '96

25 vs Cle, 12 games, '96

Most, Month

58 § .. May '87

ORIOLES HOME RUN LEADERS, PER WEEK AND MONTH

HOME RUNS WEEKLY				HOME RUNS MONTHLY		
HR	Player	Year	Week	HR	Player	Month/Year
7	Boog Powell	1964	June 23-27	15	Jim Gentile	August, 1961
6	Jim Gentile	1961	Aug. 23-29	13	Frank Robinson	July, 1966
	Jim Gentile	1962	May 19-25	12	Boog Powell	June, 1964
	Frank Robinson	1966	July 18-24		Frank Robinson	August, 1966
	Boog Powell	1966	Aug. 14-20		Boog Powell	July, 1969
	Reggie Jackson	1976	July 18-24		Eddie Murray	June, 1978
	Lee May	1977	May 30- June 4		Mike Young	August, 1985
	Mike Young	1985	Aug. 11-17		Eddie Murray	July, 1987
	Chris Hoiles	1993	June 20-26		Rafael Palmeiro	June, 1998
					Albert Belle	June 2000
				11	Boog Powell	August, 1966
					Boog Powell	July, 1969
					Brady Anderson	April, 1996

GRAND SLAM HOME RUNS

LIFETIME GRAND SLAMS BY CURRENT ORIOLES

TOTAL	AT BAL	PLAYER	DATE	OPPONENT	PITCHER
13	2	Albert Belle	(1) July 24, '89 (2) July 8, '92 (3) June 12, '94 (4) July 18, '95 (5) Sep 1, '95 (6) July 31, '96 (7) Aug 28, '98 (8) May 22, '97 (9) May 27, '97 (10) Aug 22, '97 (11) Sep 19, '97 (12) June 14, '00 (13) June 15, '00	Cie vs NYY Cie vs Cal Cie at Mil Cie vs Cal Cie at Det Cie vs Tor Cie at Del CWS vs Oak CWS vs Cie CWS at Tex CWS at Bos Tex at Bal Tex at Bal	Eric Plunk Joe Grahe Jaime Navarro Lee Smith Mike Myers Bill Riser A.J. Sager Willie Adams Albie Lopez Darnen Oliver Tom Gordon Kenny Rogers Mark Clark
8	7	Cal Ripken Jr.	(1) Sep 14, '82 (2) July 13, '83 (3) July 3, '94 (4) June 3, '95 (5) May 28, '96 (6) May 8, '97 (7) June 30, '97 (8) Apr 1, '98	Bal vs NYY Bal vs Oak Bal vs Cal Bal vs Oak Bal at Sea Bal vs Ana Bal vs Phi Bal vs KC	Mike Morgan Tim Lincecum Brian Anderson Mike Harkay Mike Jackson Pop Harris Calvin Maduro Glenon Rusch
6	1	David Segui	(1) September 5, '95 (2) April 21, '96 (3) April 28, '96 (4) June 19, '98 (5) July 30, '00 (6) September 15, '00	Mon at SF Mon vs Pit Mon at Col Sea vs Oak Cie at Bal Cie at NYY	Jose Bautista Jason Christian Mike Munoz Blake Stein John Parrish Jason Grimsley
3	2	Brady Anderson	(1) Sep 30, '95 (2) Aug 26, '97 (3) May 27, '99	Bal vs Del Bal vs KC Bal at Ana	Sean Bergman Glenon Rusch Mike Magrane
3	0	Jeff Conine	(1) May 1, '94 (2) Aug 20, '94 (3) Apr 3, '97	Fia vs Col Fia vs SF Fia vs CHC	David Nied Jeff Brantley Frank Castillo
1	0	Mike Bordick	(1) Aug 5, '95	Oak vs Sea	Salomon Torres
1	0	Delino DeShields	(1) June 21, '95	LA at STL	Vincente Palacios

GRAND SLAM NOTES

ORIOLES LEAD MAJORS SINCE '90: The Orioles have belted 103 grand slams starting in 1980, more than any other team...Seattle is next with 99, followed by Boston with 94.

THRU THE YEARS: The O's have out-slammed their opponents, 190-138, over the last 47 years (including post-season)...They have a 102-62 advantage in Baltimore, 27-21 at Oriole Park at Camden Yards.

THREE IN ONE GAME: The Orioles and Texas combined to hit a major league-record 3 grand slams on Aug. 6, 1986 in the Rangers' 13-11 win at Memorial Stadium...Jim Dwyer and Larry Sheets hit 4th inning grand slams for the Orioles, only the 5th time in history one club has hit 2 grand slams in an inning...Toby Harrah hit Texas' grand slam...Houston and the Chicago Cubs tied the record on June 3, 1967.

TWO IN ONE GAME: Only 10 major leaguers have hit 2 grand slams in the same game, and three times it has been done by an Oriole...Chris Hoiles hit a pair of grand slams on Aug. 14, 1988 at Cleveland, connecting in the 3rd and 8th innings...Jim Gentile and Frank Robinson previously did it for the O's, and are among 4 players who have done it in consecutive at bats...Gentile hit slams in the 1st and 2nd innings at Minnesota on May 9, 1961...Robinson did it in the 5th and 6th innings at Washington on June 26, 1970.

GENTILE HIT 5 IN '61: Gentile set an American League record and tied the major league record then held by the Cubs' Ernie Banks when he hit 5 bases loaded homers in '61...The Yankees' Don Mattingly broke the mark with 6 grand slams in '87.

POST-SEASON SLAMMING PITCHERS: Mike Cuellar and Dave McNally are the only 2 major league pitchers to hit grand slams in post-season play and both did it in '70 with the Orioles...Cuellar connected in ALCS Game 1 of the Twins' Jim Perry (at Minnesota)...McNally hit his in World Series Game 3 off the Reds' Wayne Granger at Memorial Stadium...Cuellar's slam was the first in LCS history.

OPPONENTS: The 2000 Orioles allowed a club-record 9 grand slams, topping the previous record of 7 allowed in 1988...The 1979 and 1993 Orioles allowed grand slams in 3 consecutive games, tying the major league record set by the 1901 Reds...The 78 O's allowed slams in 3 straight games, April 7-9, at Milwaukee...The '93 O's did it Aug. 10-12, all at Detroit...In 2000, Seattle's Edgar Martinez became the only active player with 3 grand slams against the Orioles...Ken Griffey Jr., with 2, is the only other active player with more than one...Oakland's Carlos Reyes in 1998 became the 14th opposing pitcher to give up 2 grand slams against the Orioles and the 3rd to throw them in the same season, joining Chicago's Terry Foster (1876) and Jack Harshman (1955).

or to give up 2 grand slams against the Orioles and the 3rd to throw them in the same season, joining Chicago's Terry Foster (1876) and Jack Harshman (1955).

GOPHER PITCHERS: Milt Pappas gave up 6 bases loaded homers as an Oriole, most an any O's hurler...Pappas gave up 9 overall in his career, tying Jerry Reuss (1969-80) and Ned Garver (1948-61) for most career grand slams allowed...Dave McNally and Scott McGregg are next among Oriole pitchers, allowing 4 apiece (Armando Benitez also allowed 4 grand slams, including one in post-season play)...Among current O's hurlers, Jason Johnson has given up 3 slams as an Oriole and Sidney Ponson has allowed 2...On the other hand, Jim Palmer never allowed a slam in 568 games spanning nearly 4,000 innings.

GRAND SLAMS BY ORIOLES

1954 THRU 2000

TOTAL	AT BAL	PLAYER	TOTAL	AT BAL	PLAYER
16	10	Eddie Murray	1	0	Luis Aparicio
8	7	Cal Ripken	1	1	Benny Ayala
8	5	Chris Hoiles	1	1	Frank Baker
7	4	Boog Powell	1	0	Bret Barbee
6	2	Jim Gentile	1	1	Phil Bradley
6	4	Brooks Robinson	1	3	Jim Busby
5	3	Doug DeCinces	1	0	Mike Cuellar
5	5	Lee May	1	1	Jim Dwyer
5	1	Gary Roenicke	1	1	Jim Dyck
5	2	Ken Singleton	1	1	Dwight Evans
5	1	Gus Thraenkle	1	0	Steve Finley
4	3	Terry Crowley	1	1	Don Ford
4	3	Harold Baines	1	1	Tito Francona
4	3	Pat Kelly	1	0	Leo Gomez
4	2	Fred Lynn	1	0	Dan Graham
3	1	Rafael Palmeiro	1	0	Jeffrey Hammonds
3	2	Brady Anderson	1	0	Pete Incaviglia
3	2	Paul Blair	1	1	Dave Johnson
3	2	Curt Bleafay	1	0	Bob Kennedy
3	2	Bobby Bonilla	1	0	Billy Klaus
3	2	Mike Devereaux	1	1	Curt Moton
3	1	Reggie Jackson	1	0	Joe Orsulak
3	1	John Lowenstein	1	1	Mike Pagliarulo
3	1	B.J. Surhoff	1	0	Albie Pearson
2	2	Roberto Alomar	1	1	Dave Philley
2	2	Albert Belle	1	1	Will Clark
2	2	Eric Davis	1	1	Merv Rettenmund
2	1	Don Buford	1	1	Lenn Sakata
2	0	Fritz Connally	1	0	Rik Schu
2	1	Tommy Davis	1	1	Larry Sheets
2	1	Rock Dempsey	1	0	John Shelby
2	1	Bobby Grich	1	1	Jim Traher
2	0	Wayne Gross	1	1	Dick Williams
2	1	Elrod Hendricks	1	1	Earl Williams
2	0	Sam Horn	1	0	Mike Young
2	2	Dave McNally	190	102	Orioles Totals
2	2	Randy Milligan			(2 in post-season)
2	2	Joe Nolan			
2	0	Frank Robinson			
2	0	Billy Smith			
2	1	Gene Woodling			

* NOTE: Grich's grand slams came off brothers-Gaylord and Jim Perry

BIGGEST LIFETIME WINNERS/LOSERS VS. O'S

WINNERS: Yankees' Hall of Famer Whitey Ford, who retired in 1967, has beaten the Orioles more than any other pitcher...He was 30-10 against the Birds and was one of 13 pitchers to have posted 20 or more wins lifetime against the O's...The others: "Catfish" Hunter (26-24), Mickey Lolich (25-19), Billy Pierce (23-11), Early Wynn and Frank Sullivan (both 21-8), Bert Blyleven (20-14), Frank Tanana (21-17), Jim Kaat (21-21), Earl Wilson (20-9), Luis Tiant and Jim Perry (both 20-22) and Camilo Pascual (20-23)...Among active hurlers, Roger Clemens (18-10), has the most wins against the Orioles, followed by Andy Pettitte (11-3), Jaime Navarro (11-6), Bret Saberhagen (11-9) and Charles Nagy (10-7).

LOSERS: Hunter, the 2nd biggest lifetime winner vs. Baltimore, also is the biggest lifetime loser (24 losses)...At one time, Catfish had a 23-16 mark vs. the O's but lost 8 of his last 11 decisions against them from '76 thru '79...There have been 4 other 20-game losers vs. the Orioles: Tiant and Perry (22 each), Kaat and Fritz Peterson (14-21)...Three pitchers lost 19 games to the O's: Lolich, Gaylord Perry (12-19) and Sam McDowell (9-19)...Nolan Ryan finished 10-17 vs. Baltimore...Among active pitchers, Bobby Witt (9-13) has the most losses, followed by Clemens (18-10), Chuck Finley (10-10) and Mike Morgan (9-10)...Randy Johnson is 3-7 vs. the Orioles.

PITCHING: INDIVIDUAL—BY GAME (S)

Most Strikeouts, Game

15—Mike Mussina—three times, Oct. 11, '97 @ Cle—ALCS #3; Aug. 1, '00 vs. Min; and Sept. 24, '00 at Bos; 14—Bob Turley—Apr. 21, '54 vs. Cle, Connie Johnson Sept. 2, '57 vs. NYY; Mike Boddicker—Oct. 6, '93 vs. Cws—ALCS #2; Mike Mussina—May 18, '93 @ Det. July 5, '97 @ Det.

Most Bases on Balls, Game

12—Jack Fisher—Aug. 30, '91 @ LA, 9 Inn

Most Inn Pitched, Game

15—Jerry Walker—Sept. 11, '59 vs. Cws

Fewest Batters Faced, 9 Inning Game

27—Bob Mielacki—Apr. 23, '89 vs. Min; Jim Palmer—May 12, '67 @ NYY; Mike Flanagan—May 3, '82 vs. Sea

Most Consec. Shutout Inn

41—Gregg Olson—Aug. 4, '89 to May 4, '90

Most Consec. Shutouts

3—Jack Fisher—1960; Hal Brown—1961; Mit Pappas—1964; Tom Proebus—1967; Jim Palmer—1978

Most Consecutive Games Won, Reliever

38—Grant Jackson—Sept. 25, '30, Oct. 1, '74, 5.1 Innings

Most Wins, One Day

29—Wes Stock—May 26, '63 @ Cle

Most Losses, One Day

28—Don Aase—Aug. 28, '66 @ Oak

CLUB PITCHING: BY GAME (S)

Most Strikeouts, 9 Inn game

17—Sept. 18, '88 @ Bos—Roger Nelson 13, Moe Drabowsky 3, Fred Beene 1; July 5, '67 @ Det—Mike Mussina 14, Terry Matthews 3

Most Strikeouts, Extra Inn game

21—June 4, '67 vs. Wash, 19 Innings—Steve Barber 2, Wally Bunker 5, Eddie Watt 5, Eddie Fisher 3, Stu Miller 6; Oct. 11, '97 @ Cle—ALCS #3—Mike Mussina 15, Armando Benitez 1, Jesse Ortao 1, Arthur Rhodes 2, Randy Myers 2

Most Base on Balls, game

15—Sept. 18, '00 vs. Oak—Jay Spurgeon 6, Jason Johnson 2, B.J. Ryan 3, Buddy Groom 3, Leslie Bres 4

O'S 20-GAME WINNERS

Year	Pitcher	Record	Year	Pitcher	Record
1963	Steve Barber	20-13	1973	Jim Palmer	22-9
1968	Dave McNally	22-10	1974	Mike Cuellar	22-10
1969	Dave McNally	20-7	1975	Jim Palmer	23-11
	Mike Cuellar	23-11		Mike Torrez	20-9
1970	Dave McNally	24-9	1976	Jim Palmer	22-13
	Mike Cuellar	24-8		Wayne Garland	23-7
	Jim Palmer	20-10	1977	Jim Palmer	20-11
1971	Dave McNally	21-5	1978	Jim Palmer	21-12
	Mike Cuellar	20-9	1979	Mike Flanagan	23-9
	Jim Palmer	20-9	1980	Steve Stone	25-7
	Pat Dobson	20-8		Scott McGregor	20-8
1972	Jim Palmer	21-10	1984	Mike Boddicker	20-11

NOTES ON 20-GAME WINNERS

Although they have not had one in the past 16 seasons, Oriole pitchers have produced 24 20-win seasons in the past 33 years (starting in '88), more than any other major league club. The A's (15), Yankees (12), White Sox (11), Braves (11) and Dodgers (10) are the only other teams with more than nine in that time.

From '68 thru '80, a span of 13 years, at least one Oriole pitcher accumulated 20 or more victories to set a major league record. The old standard was 12 by the New York Giants from '03 to '14, a mark single-handedly assured by Christy Mathewson, who won 20+ in each of those years. In 1971, four Baltimore pitchers reached the 20-win plateau. The only other foursome in the entire history of major league baseball to have achieved the feat was a quartet from the 1920 White Sox (51 years earlier): Urban "Red" Faber-23, Claude Williams-22, Dottie Ken-21, and Ed Cicotte-21. Despite that achievement, the White Sox finished second that year, two games behind Cleveland.

The four Orioles all won their 20th game within 6 days. Dave McNally was the first on 9/21; then in a series in Cleveland, the other three joined him: Mike Cuellar (9/24—first game-dispatched division tie), Pat Dobson (9/24—2nd game), and Jim Palmer (9/25).

Steve Stone was the earliest 20-game winner in club history, winning his 20th game on August 19 en route to a team record 25 victories in '80. Three other Orioles' hurlers have recorded their 20th wins in August: McNally (8/25) and Cuellar (8/27) in '71 and Palmer (8/20) in '75.

The first Oriole to win 20, and the only one in the club's first 14 seasons in Baltimore (54 thru '87), was left-hander Steve Barber in '63.

INDIVIDUAL PITCHING: BY SEASON

Most Games

76—Tippy Martinez-'82

Most Games, Rookie

64—Gregg Olson-'89

Most Games Started

40—Dave McNally-'69-'70; Mike Cuellar-'70; Jim Palmer-'76; Mike Flanagan-'76

Most Games Started, Rookie

36—Bob Mielacki-'89

Most Complete Games

25—Jim Palmer-'75

Most Games Finished

62—Gregg Olson-'91

Most Wins

25—Steve Stone-'80

Most Wins, Rookie

19—Wally Bunker-'64

Most Losses

21—Don Larsen ('W-3)-'54

Best Won-Lost Pct

808—Dave McNally (21-5)-'71

Most Bases on Balls

161—Bob Turley-'54

Most Hit Batsmen

15—Chuck Estrada-'80

Most Strikeouts

216—Mike Mussina-'97

Most Innings Pitched

323—Jim Palmer-'75

Most Innings Pitched, Rookie

243—Bob Mielacki-'89

Most Shutouts

19—Jim Palmer-'75

Most Consec. Shutout Inn., season

36—Hal Brown—July 7 to Aug. 8, '61

Most Consec. Shutout Inn.

41—Gregg Olson—Aug. 4, '89 to May 4, '90

Most Home Runs Allowed

35—Roon Roberts-'63; Scott McGregor-'86; Sidney Ponson-'99

Most Consecutive Shutouts

5—Sept. 2-6, '74 vs. Bos 3 games, @ Cle 2 games (O'Driscoll-cg, Cuellar-cg, Palmer-cg, McNally-cg, Cuellar-cg) and Sept. 26 to Oct. 1, '90 @ Tor 2 games, vs. Det. 3 games (Mussina-cg, Erickson-cg, Brown-cg, McDonald, Mussina-cg)

Most Consecutive Shutout Innings

54—Sept. 1 (from 5th Inn) - 7 (thru 8th Inn), '74

Most Complete Games, Season

71—May 1-7, '93

Most Consecutive Complete Games

21—May 1-7, '93

Most Shutouts, Season

1—May 1-7, '93

Fewest Shutouts, Season

1—May 1-7, '93

Fewest Home Runs Allowed (by qualifier)

8—Mit Pappas (209 IP)-'59; Billy Loos (155 IP)-'57

Lowest ERA (by qualifier)

1.95—Dave McNally-'68

Highest ERA (by qualifier)

5.75—Rick Sutcliffe-'93

Most Saves

45—Randy Myers-'97

Most Saves, Rookie

27—Gregg Olson-'89

Most Wins, Reliever

14—Stu Miller-'65

Most Relief Points

131—Randy Myers-'97

Most Innings Pitched by Reliever

140.1—Sammy Stewart-'83

Most Consecutive Scoreless Appearances

29—Gregg Olson—Aug. 4, '89 to May 4, '90

Most Consecutive Wins

17—Dave McNally—Sept. 22, '68 to Aug. 3, '69

Most Consecutive Losses

13—Mike Boddicker-'87-'88

Most Consecutive Wins, Season

15—Dave McNally—Apr. 12 to Aug. 3, '89

Most Consecutive Losses, Season

12—Jay Tibbo July 14 to Oct. 1, '88

Most consecutive Losses, Start of Season

8—Mike Boddicker-'88; Jason Johnson-'00

Most Wins vs. One Club, Season

9—Wally Bunker—vs. KC, '64

Most Losses vs. One Club, Season

5—Don Larsen-'54 vs. Cws; Joe Coleman-'54 vs. NYY; Jim Wilson-'55 vs. Cle

Most Wins by Opp. Season

6—Bud Daley—K.C., '59

Most Wins by Opp. Season (since '61 Expansion)

5—Joe Coleman, Jr., -Det. 1973; Pat Dobson—Cle. 1976

Most Losses by Opponent, Season

5—Neil Garver—KC, 1957; Dick Sigman—Min. 1963; Stan Williams—Cle. 1969; "Cactus" Hunter—NYY, 1978

CLUB PITCHING: BY SEASON

Most Strikeouts, Season	1,139	'97
Most Bases on Balls, Season	688	'54
Fewest Bases on Balls, Season	365	'72
Lowest ERA, Season	2.63	'68
Highest ERA, Season	5.37	'93
Most Saves, Season	1,604	'96
Most Hits Allowed, Season	913	'90
Most Home Runs Allowed, Season	228	'97
Fewest Home Runs Allowed, Full Season	78	'54
Most Grand Slams Allowed, Season	9	'00

LOW HIT GAMES

NO-HIT GAMES (5)

—Hoyt Wilhelm, vs. NYY, 9/20/58 (H)
—Steve Barber-Stb. Miller, vs. Det. 4/30/67 (H) [C's lost 2-1 when Det scored twice in top of 9th inn on wild pitch and error]
—Tom Proebus, vs. Bos, 4/27/68 (H)

—Jim Palmer, vs. Oak, 8/13/69 (H)
—G. Bob Mlick-Mike Flanagan-Mark Williamson-Gregg Olson, vs. Oak 7/13/91 (A)

95 Ties Major League record for most pitchers used in a no-hitter

ONE-HIT GAMES (31)

Joe Coleman, vs. NY, 9/3/54 (H)
C. Johnson -G. Zuverink, vs. Chi, 6/21/56 (A)^a
Hoyt Wilhelm, vs. NY, 5/22/59 (H)
Steve Barber, vs. KC, 7/28/60 (H)
Billy Hoel, vs. Was, 8/19/61 (A)
Wally Bunker, vs. Was, 5/5/64 (H)
Wally Bunker, vs. KC, 7/3/64 (H)
Mil Pappas, vs. Min, 9/2/64 (A)
Frank Bertina, vs. KC, 9/12/64 (H)^b
Dave McNally, vs. Was, 10/1/64 (H)
Steve Barber, vs. Cal, 4/16/67 (A)
Jim Palmer, vs. NY, 5/12/67 (A)
Dave Leonhard, vs. Det, 5/6/68 (H)
Dave McNally, vs. Min, 5/15/69 (A)
Mike Cuellar, vs. Min, 9/10/69 (H)
Mike Cuellar, vs. KC, 5/12/71 (H)
Jim Palmer, vs. Cle, 7/27/73 (H)
Mike Cuellar, vs. Cal, 5/31/75 (A)

Jim Palmer, vs. Min, 8/10/76 (H)
S. Stone-T. Martinez, vs. Mil, 7/30/79 (A)
Jim Palmer, vs. Min, 9/4/82 (H)
Mike Boddicker-Sammy Stewart-T. Martinez, vs. NY, 10/2/83 (H)
Mike Boddicker, vs. Tor, 8/13/84 (A)
D. Martinez, vs. Cal, 6/5/85 (H)
Mike Boddicker, vs. KC, 4/28/87 (A)
Bob Mlick-Tom Niedenfur vs. Det, 9/18/88 (A)
Mike Mussina, vs. Tex, 7/17/92 (A)
Ben McDonald, vs. KC, 7/20/93 (H)
Ben McDonald, vs. Mil, 8/5/94 (A)
Mike Mussina, vs. Cle 5/30/97 (H)
Mike Mussina, vs. Min 8/10/00 (H)

a - Johnson and Zuverink were beaten, 1-0, by Jack Harshman who also pitched one-hitter.
b - Bertina defeated Bob Myer who also threw one-hitter, 1-0.

NO-HITTERS BY OPPONENTS (4)

(1) May 5, 1962 by Bo Belinsky for the California Angels at Dodger Stadium. Belinsky defeated his former roommate in the O's farm system, Steve Barber, 2-0.
(2) June 1, 1975 by Nolan Ryan for the California Angels at Anaheim Stadium. He defeated Ross Grimsley, 1-0. It was the 4th of Ryan's 7 major league no-hitters.

(3) April 15, 1987 by Juan Nieves for the Milwaukee Brewers at Baltimore Memorial Stadium. The score was 7-0 and the losing pitcher was Mike Flanagan.
(4) August 11, 1991 by rookie Wilson Alvarez for the Chicago White Sox at Baltimore Memorial Stadium. The score was 7-0 and the losing pitcher was Dave Johnson.

LONG GAMES BY ORIOLES PITCHERS

IP	PITCHER	OPP	DATE	W/L	CG/SHO
16	Jerry Walker	Chi	9/11/59	W, 1-0	CG-SHO
15	Ray Moore	Det	5/21/57	NO	
14	Ross Grimsley	NY	9/11/74	NO	
13.1	Robin Roberts	KC	6/30/63	L, 1-3	
13	Jim Wilson	Cle	5/31/55	L, 1-2	CG
	Billy O'Dell	Cle	5/3/58	W, 3-2	CG

INSIDE THE PARK HOME RUNS

On August 22, '30, Texas Rangers (and former Orioles) outfielder Butch Davis cried the bases on an inside-the-park home run, off Arthur Rhodes at Oriole Park at Camden Yards. It was the first ever hit in the new park and the first by a visiting player in Baltimore since 1900 when Washington's Lenny Green hit one off Jack Fisher on August 17.

The Orioles haven't had an inside-the-park home to call their own since June 8, '90 when outfielder Phil Bradley did it at Memorial Stadium. He victimized the Yankees' Greg Cadaret. Bradley's homer was the 11th and final inside-the-park job at Memorial Stadium (10th by an Oriole) and the first for the O's at home since his childhood baby sitter, Al Bumbry, hit one off the Yankees' Steve Kline, April 19, '74.

Bradley's blast remains the only Oriole inside-the-park homer, home or away, since Bumbry did it against Jesse Jefferson of the White Sox at old Comiskey Park, August 21, '76.

The last time the Orioles allowed an inside the park home run was on August 25, 1999, when Kansas City's Johnny Damon cried the bases off Doug Linton at Kauffman Stadium.

NEAR NO-HITTERS SPOILED IN THE 9TH INNING

No.	Pitcher	Date	Opp	Outs	Final	Details
1.	Bob Turley	4/21/54	vs. Cle	1	1-2	An Al Rosen single, followed by a Larry Doby home run, pinned the 2-1 loss on Turley.
2.	Don Ferrarese	5/12/56	at NY	0	1-0	Andy Carey and Hank Bauer hit back-to-back singles. Ferrarese finished the game with a 2-hit shutout.
3.	Dave McNally	5/15/69	at Minn	1	5-0	Cesar Tovar singled and the next batter, Rod Carew, GIDPd to end it.
4.	Mike Cuellar	8/10/69	vs. Minn	0	2-0	For the second time in 3 months Cesar Tovar managed to end a Baltimore no-no with a single. Cuellar retired the next 3 batters in order for the win.
5.	Jim Palmer	8/16/73	vs. Tex	1	9-1	With a perfect game going, Ken Suarez hit a single followed by a walk and an RBI single before Tuby Hank GIDPd to end it.
6.	Wayne Garland	7/15/74	vs. Oak	0	4-6	C's leading 4-1 when Dick Green led off with hit...A's went on to score 5 runs on 4 hits and 3 errors. Loser was Garland.
7.	Mike Flanagan	9/26/78	vs. Cle	2	3-1	Gary Alexander hit a homer...2 singles followed before Don Stanhouse came on to fan Wayne Cagle.
8.	Storm Davis	8/26/83	vs. Det	0	3-1	Rick Leach, pinch hitting for Tom Brookens, led off with his first homer of the year. Next hitter walked and Tippy Martinez came on to give up another hit but retired the side for a combined two-hitter.
9.	Eric Bell	5/5/87	at Minn	0	5-4	Tom Nieto singled after Greg Gagne led off by reaching on an error...The Twins went on to score 4 runs before Ken Dixon (the 4th reliever that inning) got the final out.
10.	Mike Mussina	5/30/97	vs. Cle	1	3-0	Sandy Alomar singled to left on 2-0 pitch to end perfect game bid...Mussina K'd final two batters for a one-hitter.

FIELDING: CLUB-BY SEASON

Most Double Plays	Highest Fielding Pct
189-77	987-.98
Most Errors	3865-.95 [strike-shortened season, 144 games]
167-55	3863-.94 [strike-shortened season, 112 games]
Fewest Errors	9860-.89 [full season, 162 games]
81 8-.98	Most Consecutive Errorless Games
72-.95 [strike-shortened season, 144 games]	13-Sept. 12-26, '91
Most Errorless Games	Most Consecutive Games with an Error
57-91	18-Aug. 8-24, '00

CLUB-BY GAME

Most Errors	Most Double Plays
6-May 19, '74 vs. Bos and June 9, '83 vs. Mil	5-10 times, most recently July 6, '99 vs. Tor

FIELDING: 1954 THRU 2000 INDIVIDUAL AL AND ML FIELDING RECORDS

FIRST BASE

Most Errors, Game
4-(AL) Glenn Davis (Apr 18, '91 at Mil)

SECOND BASE

Most Consec. Errorless Games, Season	Most Putouts, Season
86-(AL) Rich Dauer (Apr 10 thru Sep 29, '78)	484-(ML) Bobby Grich '74
Most Consec. Errorless Games, League	Most Games, Season
89-(AL) Jerry Adair (Jul 22, '64 thru May 6, '65)	162-(AL) Bobby Grich '73
Most Consec. Errorless Chances, Season	Highest Fielding Avg. Season
425-(AL) Rich Dauer (Apr 10 thru Sep 30 [part], '78)	.995-(ML) Bobby Grich '73 (150 or more games)
Most Consec. Errorless Chances, League	Fewest Errors, Season
458-(AL) Jerry Adair (Jul 22, '84 thru May 6, '85)	5-(AL) Jerry Adair '65 (150 or more games); Bobby Grich '73

THIRD BASE

Most Seasons

23—(ML)-B. Robinson

Highest Fielding Avg. Lifetime

.971—(ML)-B. Robinson (1,000 or more games)

Most Games, Lifetime

2,670—(ML)-B. Robinson

Most Putouts, Lifetime

2,697—(ML)-B. Robinson

Most Assists, Lifetime

6,205—(ML)-B. Robinson

Most Chances, Lifetime

8,902—(ML)-B. Robinson

Most Double Plays, Lifetime

618—(ML)-B. Robinson

Most Yrs Leading League in Fldg Avg

11—(AL)-B. Robinson

Most Yrs Leading League in Games

8—(ML)-B. Robinson

Most Yrs Leading League in Assists

8—(ML)-B. Robinson

Most Yrs Leading League in Chances

8—(AL-16)-B. Robinson

Most Games, Season

153—(AL)-B. Robinson '91, '94

Most Errors, Game

4—(AL-16)-Floyd Rayford (Apr 21, '86 at Cle)

SHORTSTOP

Most Yrs Leading League in Games

12—(ML)-Cal Ripken - '83, '84, '87-'96

Most Yrs Leading League in Putouts

8—(ML-16)-Cal Ripken - '84, '85, '88, '89, '91, '92

Most Yrs Leading League in Double Plays

8—(ML)-Cal Ripken - '83-'85, '89, '91, '92, '94, '95

Most Yrs Leading League in Assists

7—(AL-16)-Cal Ripken - '83, '84, '86, '87, '89, '91, '93

Fewest Errors, Season, 150 or more games

3—(ML)-Cal Ripken - '90

Most Consec Errorless Games, League

95—(AL)-Cal Ripken (Apr 14 thru July 27, '90)

Most Consec Errorless Chances, League

431—(ML)-Cal Ripken (Apr 14 thru July 27, '90)

Most Consec Errorless Chances, Season

431—(ML)-Cal Ripken (Apr 14 thru July 27, '90)

Fewest Chances Offered, Two Consec Games

0—(ML-16)-Cal Ripken (May 26-27, '90)

Most Consec Games, One Position

2,216—(ML)-Cal Ripken (July 1, '82 thru July 14, '96)

OUTFIELDERS

Highest Fielding Avg. Season (100 or more games)

1.000—(ML-16)-Russ Snyder '85; Gary Roenicke '80; John Lowenstein '92; B.J. Surhoff '99

PITCHERS

Most Putouts, Lifetime

292—(AL)-Jim Palmer

FEWEST ERRORS ONE SEASON, MAJOR LEAGUE HISTORY

Team	Year	Errors	Team	Year	Errors
1) New York Mets	1999	68	5) Milwaukee	1992	88
2) Cleveland	2000	72	6) Baltimore	1999	89
3) Baltimore	1998	81	7) Baltimore	1991	91
4) Minnesota	1988	94	8) Kansas City	1997	91
5) Toronto	1990	96	9) Atlanta	1998	91
6) Baltimore	1989	87			
Oakland	1990	87			
Texas	1996	87			

TRIPLE PLAYS

The Orioles have executed 12 triple plays and hit into 15 in 47 seasons.

The Orioles pulled off their first triple in eight seasons in 2000 on September 1 at Cleveland. With Indians runners on first and second and none out in the 2nd inning, O's SS Moken Mora allowed a short fly to left by Sandy Alomar to drop in front of him. The Cleveland runners - Travis Fryman at first and W. Costello at second - apparently thought the infield fly rule had been called, it wasn't. So Mora quickly picked up the ball and threw to 2B Jerry Hairston, who stepped on second base to force Costello to force Fryman for the second out. Pitcher Sidney Ponson then took the ball from Hairston and, after a slight delay, flopped the ball to first baseman Jeff Conine for the third out on Alomar, who had begun to retreat to the dugout when the ball was hit into the air. After some discussion among the umpires and the ejection of Indians manager Charlie Manuel, the play stood and the inning ended.

The Orioles' previous triple play, and their last one at home, came August 25, 1992 at Oriole Park at Camden Yards against California. With Tim Lincecum on 3rd and Char Curtis on 1st, Gary Gaetti lined out to O's 3B Leo Gomez, who stepped on the bag to catch Salmon and threw to 1B Randy Milligan to triple up Curtis. That is the only triple play turned in by the Orioles at Oriole Park at Camden Yards.

On the other hand, the O's have hit into 2 triple plays at Camden Yards. The most recent TP involving the Orioles came April 3, '96, against Kansas City at Oriole Park at Camden Yards, when O's DH Bobby Bonilla grounded into a 5-4-3-2 triple play. With Roberto Alomar at 3rd and Rafael Palmeiro at 1st, Bonilla grounded to Royals 3B Joe Randa, who threw to 2B Sid Roberts for the first out on Palmeiro. Roberts threw to 1B Bob Hamelin to get Bonilla, at which point Alomar tried to score from 3rd. Hamelin's throw to CA Sal Fasano was in time to nail Alomar to end the inning.

ORIOLES GOLD GLOVE AWARD WINNERS

Year	Winner (pos)	Year	Winner (pos)	Year	Winner (pos)	Year	Winner (pos)
1960	B. Robinson (3b)	1971	B. Robinson (3b)	1976	Belanger (ss)	1991	C. Ripken (ss)
1961	B. Robinson (3b)		Belanger (ss)		Grich (2b)	1992	C. Ripken (ss)
1962	B. Robinson (3b)		D. Johnson (2b)		Palmer (p)	1993	None
1963	B. Robinson (3b)		Blair (of)	1977	Belanger (ss)	1994	None
1964	B. Robinson (3b)	1972	B. Robinson (3b)		Palmer (p)	1995	None
	Aparicio (ss)		Blair (of)		Belanger (ss)	1996	Alomar (2b)
1965	B. Robinson (3b)	1973	B. Robinson (3b)	1978	Palmer (p)	1997	Mussina (p)
1966	B. Robinson (3b)		Belanger (ss)	1979	Palmer (p)		Palmeiro (1b)
	Aparicio (ss)		Grich (2b)	1980	None	1998	Alomar (2b)
1967	B. Robinson (3b)		Blair (of)	1981	None		Mussina (p)
	Blair (of)	1974	B. Robinson (3b)	1982	Murray (1b)		Palmeiro (1b)
1968	B. Robinson (3b)		Belanger (ss)	1983	Murray (1b)	1999	Mussina (p)
1969	B. Robinson (3b)		Grich (2b)	1984	Murray (1b)	2000	None
	Belanger (ss)		Blair (of)	1985	None		
D. Johnson (2b)	1975	B. Robinson (3b)		1986	None		
Blair (of)		Belanger (ss)	1987	None			
1970	B. Robinson (3b)		Grich (2b)	1988	None		
	D. Johnson (2b)		Blair (of)	1989	None		
	Blair (of)			1990	None		

NOTES: The Gold Glove Awards were initiated in 1967 by the Rawlings Sporting Goods Co. in cooperation with The Sporting News to acknowledge individual defensive excellence by a vote of managers and coaches in each league. Selection is based on a player's overall defensive ability, not simply on fielding percentage.

For the first time in five seasons, no Orioles player received a Gold Glove in 2000. The Orioles had won 8 awards over the previous four seasons after earning only two in the previous 11 years. The Orioles have won a total of 59 Gold Gloves, more than any American League team since the awards were created.

Totals for each team: Cardinals 59 1/2, ORIOLES 59, Yankees 51, Reds 46, Pirates 44, Phillies 4, Braves 35, Red Sox, Tigers & White Sox 34, Giants 33, Cubs 31, Dodgers 30 1/2, Texas 28, Angels 27, Indians 26, Rangers 26, Expos 20, Blue Jays & Mariners 18, Padres & Royals 17, Astros 16, A's 14, Mets 13 1/2, Brewers 9, Rockies 4, Marlins 3, Diamondbacks 1.

Multiple Winners: A total of 12 Orioles have won multiple Gold Gloves. Leading the list is Brooks Robinson, whose 16 awards are matched only by pitcher Jim Kaat for the most won by an individual (Roberto Clemente & Willie Mays are tied for 3rd with 12 each; Ozzie Smith & Greg Maddux have won 11). Other Oriole multiple winners: Paul Blair & Mark Belanger (8 each), Jim Palmer, Bobby Grich & Mike Mussina (4 each), Davey Johnson & Eddie Murray (3 each), Roberto Alomar, Luis Aparicio, Rafael Palmeiro & Cal Ripken (2 each, although Aparicio won a total of 9 in his ML career and Alomar has won 6).

GENERAL CLUB RECORDS

Longest Win Streak 14—Sept. 20, '70 to Apr. 10, '71; Aug. 12, '73 thru Aug. 27, '73	Most One-Run Games, Season 63—78
Longest Win Streak, Season 14—Aug. 12 thru Aug. 27, '73	Most One-Run Wins, Season 40—'70, '74
Longest Home Win Streak 12—July 16 thru Aug. 10, '69	Most One-Run Losses, Season 35—91
Longest Road Win Streak 11—May 31 thru June 20, '78	Most One & Two-Run Games, Season 97—78
Longest Losing Streak 21—Apr. 4 thru Apr. 28, '68	Most One & Two-Run Wins, Season 60—70
Most Consec. Wins, Start of Season 5—Apr. 7 thru Apr. 11, '70	Most Extra Inning Games, Season 27—57
Most Consec. Losses, Start of Season 21—Apr. 4 thru Apr. 28, '68	Most Extra Inning Wins, Season 16—70
Longest Game, By Innings 18—June 4, '67 vs Wash (H) (Bal-7, Was-5)	Most Extra-Inning Losses, Season 13—92
Longest Extra Inning Game, By Time 5:49—June 19, '68 vs Tor (H) (Bal-7, Tor-4, 15 innings)	Most Home Wins, Season 60—89
Longest 9 Inning Game, By Time 4:22—Sept. 5, '97 vs NYY (A) (Bal-13, NYY-9)	Fewest Home Wins, Season (162 Game Schedule) 31—87
Longest 9 Inning Home Game, By Time 4:21—Apr. 30, '98 vs NYY (H) (NYY-13, Bal-10)	Most Road Wins, Season 52—97
Shortest Game, By Time 1:32—Sept. 26, '62 vs KC (H) (9 Inn, Bal-3, KC-0, Big League debut-McNally, Etchebarren)	Fewest Road Wins, Season (162 Game Schedule) 20—88
Most Players, Game 24—Sept. 7, '58 vs Bos (H) (10 inn.)	Most Doubleheader Sweeps, Season 9—95
Most Players, Game, Both Clubs 45—Sept. 9, '86 vs Tex (A) (10 inn.)	Most Wins, Home Stand 11—3 Times - '60 (11-3), '73 (11-1), '78 (11-4)
Most Wins vs One Club, Season 16—vs KC As (57) & Bos (60); 15—Since '81 Expansion (to 162 games): vs Wash (53) & NY (56)	Most Wins, Road Trip 12—June 15 thru 30, '66 (12-5); 11-3 Times (81-debut, 78)
Most Consecutive Wins vs One Club 23—vs KC Royals (May 10, '69 thru Aug. 2, '70)	Most Losses, Home Stand 13—July 5 thru Aug. 15, '55 (8-13)
Most Losses vs One Club, Season 19—vs Cle (54, '55) to NYY (55)	Most Losses, Road Trip 19—July 5 thru 25, '54 (3-19)
Most Consecutive Losses vs One Club, Season 16—vs Cle May 21 thru Sept. 6, '54	Longest Home Stand, Games 21—56 (July 24 thru Aug. 12, 20 days), 6-14 '57 (May 27 thru June 18, 21 days), 9-13
Most Night Games Won, Season 79—80	Longest Road Trip, Games 22—54 (July 5 thru 25, 21 days), 3-19
Most Games, Season 163—61, 64, 82, '96	

330

ALL-TIME ORIOLES ROSTER 1954 THRU 2000 (47 SEASONS)

Uniform	DoB	Birthplace	Residence
26	5/26/32	Detroit, MI	Rochester, NY
42	7/31/22	High Point, NC	Shawnee Mission, KS
25	11/10/96	Philadelphia, PA	Died 6/15/76 (79)
15	13/04/3	Orlando, FL	Winter Park, FL
30, 21	10/26/49	Perryton, TX	Richfield, OH
28	1/17/15	New Castle, AL	Died 11/11/66 (81)
45	7/31/16	Inverness, AL	Opolka, AL
31	4/30/45	Takoma Park, MD	New Athens, OH
26	12/14/46	Sylva, NC	Colonial Heights, VA
27	4/8/37	Olsego, MI	Byron Center, MI
12	11/21/08	Wahatchie, TX	Died 5/4/86 (77)
7	12/17/35	Aberdeen, MD	Died 3/25/99 (63)
20	8/31/35	Beaumont, TX	Bel Air, CA
4	8/14/30	St Louis, MO	Pembroke Pines, FL
Number	DoB	Birthplace	Residence
45	1/25/07	Wahatchie, TX	Died 12/8/82 (75)
41	4/2/09	High Point, NC	Died 12/3/81 (81)
31	8/1/25	Statter Island, NY	Redington Beach, FL
42	7/31/22	E. St Louis, IL	Shawnee Mission, KS
45	9/8/50	San Pedro de Macoris, DR	San Pedro de Macoris, DR
24	3/15/52	Chicago, IL	Grenville, NC
43	9/3/36	Flint, MI	Charles City, IA
27	2/17/44	Kenosha, WI	Palm Harbor, FL
31	10/14/14	Broken Bow, OK	Ada, OK
21, 3	2/21/37	Linden, TX	Sherman Oaks, CA
1	4/21/47	Fredericksburg, VA	Lutherville, MD
33, 23, 16	1/8/27	Kenedy, TX	Medina, OH
15	1/8/36	Delft, CO	Died 7/8/86 (59)
10, 48	2/16/47	Staten Island, NY	Edmonds, WA
37	2/12/42	Depew, NY	Cockeysville, MD
46	12/14/50	Wyandotte, MI	Cape Coral, FL
49	2/11/41	Youngstown, OH	Las Vegas, NV
42	11/10/23	Baltimore, MD	Temple Terrace, FL
13	8/20/43	Whitler, CA	Chattanooga, TN
43	8/18/44	Kingston, TX	Walnut, CA
46	12/16/51	Manchester, NH	Coral Springs, FL
34	8/29/53	Stanford, KY	Sarasota, FL
41	5/26/31	Cleveland, OH	Timonium, MD
24	4/9/60	San Diego, CA	Madina, OH
28	1/17/15	New Castle, AL	Died 11/11/66 (81)
47	7/21/48	Tampa, FL	Fairview Park, OH
44	12/22/40	St Thomas, VI	Plainfield, NE
41	4/12/22	Brunswick, NE	Lutherville, MD
55	8/4/29	Punxsutawney, PA	Dix Hills, NJ
31	12/25/35	Waco, TX	Ont, NE
36	8/25/28	Horace, NE	Bradenton, FL
54	2/18/50	Pasco, WA	Died 3/18/84 (50)
41	4/12/33	Romulus, MI	Died 5/24/77 (53)
41	8/23/24	Durham, AR	Providence, RI
15	5/3/46	East Providence, RI	Cincinnati, OH
14	3/23/43	Birmingham, AL	Huddleston, VA
40	11/21/40	Malvern, AR	Charlotte, NC
40	11/16/33	Havana, CUBA	New Athens, OH
31	4/30/45	Takoma Park, MD	Cockeysville, MD
21, 43	9/24/40	Danville, LA	Los Angeles, CA
33	2/24/56	Los Angeles, CA	Goldsboro, NC
31	1/3/56	Goldsboro, NC	Fl. Worth, TX
35	9/11/48	Sylva, NC	Colonial Heights, VA
26, 40	1/21/48	Montgomery, AL	Died 2/26/88 (85)
29	1/15/33	Cumtland, MD	Died 3/25/99 (63)
2	3/4/51	Aberdeen, MD	Baltimore, MD
7, 47	12/17/35	Lite Rock, AR	Fl Worth, TX
5	5/18/37	Paris, TX	Bel Air, CA
37	12/15/20	Seasport, TX	Kororua, GA
20	8/31/35	Ferris, MI	Died 2/29/96 (71)
42, 31	12/31/33	Newberry, SC	Died 7/18/82 (64)
54	7/14/24	MI Glead, NC	Died 4/12/86 (74)
48	7/23/17	LaCrosse, WI	Died 7/3/82 (76)
30	9/30/13	Rutherford Hgts, PA	Statesville, NC
48, 41	4/17/16	Statesville, NC	Boulder, CO
31	11/20/38	Denver, CO	Died 12/14/00 (63)
18	8/21/51	Birmingham, AL	Pembroke Pines, FL
30	12/22/06	St Louis, MO	Jopla, MO
4	8/14/30	National City, CA	Medina, OH
31	2/28/48	Toronto, ONT	
40	5/15/28	Axon, OH	
14	8/16/22		
Number	DoB	Birthplace	Residence
41	9/8/54	Orange, CA	Yorba Linda, CA
18	3/2/24	Philadelphia, PA	Died 2/25/97 (72)
8, 20, 87	12/17/36	Sand Springs, OK	Died 5/31/87 (50)
5	12/14/21	Tuolumne, CA	Died 2/13/97 (75)

331

ADAMSON, Mike (87-88), RHP	17	5/13/47	San Diego, CA	Moorpark, CA	80	11/8/76	San Pedro de Macoris, DR	San Pedro de Macoris, DR
ALDRICH, Jay (90), RHP	58	4/14/81	Alexandria, VA	Pine Brook, NJ	11/51	1/15/31	Nashville, TN	Cincinnati, OH
ALEXANDER, Bob (95), RHP	37	9/7/22	Vancouver, BC	Dec 4/7/93 (70)	39/33	12/26/36	Ruston, LA	Orange, CT
ALEXANDER, Doyle (72-78), RHP	13	9/4/50	Cardova, AL	Arlington, TX	16	4/2/50	New Haven, CT	Ashville, NC
ALEXANDER, Marry (92-98), IF, R-R	1,48,6	3/20/71	SP de Macoris, DR	SP de Macoris, DR	20	8/10/27	Ashville, NC	Richmond, VA
ALOMAR, Roberto (98-98), 2B, S-R	12	2/5/88	Ponca, PR	Salinas, PR	37	1/6/83	Fort Polk, LA	Tilden, TX
AMARAL, Rich (94-98), OF, R-R	6	4/1/82	Vassala, CA	Costa Mesa, CA	45	6/20/54	Telica, NIC	Telica, NIC
ANDERSON, Brady (88), OF, L-L	9,16	1/16/84	Silver Spring, MD	Newport Beach, CA	45	5/9/55	Chester, PA	Chester, PA
ANDERSON, John (80), RHP	18	11/23/32	St Paul, MN	Browning, MT	20	12/18/29	San Francisco, CA	Tiburon, CA
ANDERSON, Mike (78), OF, R-R	39	9/22/51	Florence, SC	Florence, SC	36	10/1/80	Los Angeles, CA	La Puente, CA
APARICIO, Luis (83-87), SS, R-R	11	4/25/34	Maracaibo, VEN	Barquisimeto, VEN	12	3/13/84	New Orleans, LA	South Lake, TX
ARNOLD, Tony (96-97), RHP	57	5/3/59	El Paso, TX	Palm City, FL	29	2/2/82	McCloud, CA	Chico, CA
AVILA, Bobby (59), 2B, R-R	8	4/2/24	Veracruz, MEX	Veracruz, MEX	37,41	4/6/74	Lancaster, SC	Lancaster, SC
AYALA, Benny (73, 84), OF, R-R	27	2/7/51	Yauco, PR	Toa Baja, PR	19,21	5/18/22	Monroe, NC	Brevard, NC
BALDOR, Bob (75-76), IF, R-R	3,10	7/10/51	Carmichael, PA	Palm Harbor, FL	2	12/7/50	Curaçao, Netherlands Antilles	Curaçao, Netherlands Antilles
BARNES, Harold (73-74), DH, L-L	15	3/15/59	St. Michaels, MD	St. Michaels, MD	35	7/30/22	Indianapolis, IN	Indianapolis, IN
BAKER, Frank (73-74), IF, L-R	29,34	8/1/25	Mendham, MS	Mendham, MS	18	6/27/06	Medford, MA	Troy, NY
BALLARD, Jeff (87-91), LHP	29,34	8/1/25	Billings, MT	Billings, MT	11	3/19/58	Troy, NY	Weston, FL
BAMBERGER, George (59), RHP	29,34	8/1/25	Syston Island, NY	Reisington Beach, FL	20,21	9/3/20	Bryan, TX	Arlington, TX
BARBER, Steve (60-67), LHP	29,34	2/22/39	Takoma Park, MD	Cerritos, CA	3	9/29/19	Pollenito, CUBA	Charleston, SC
BARBERIE, Bret (95), IF, S-R	2	8/16/87	Long Beach, CA	Marineburg, WV	27,29	3/19/74	El Paso, TX	Jacksonville, FL
BARKER, Ray Buddy (80), 1B, L-R	44	3/12/36	Marineburg, WV	Wesley, NY	23	11/4/52	Sarasota, FL	Beaumont, TX
BARROWSKI, Ed (85-88), RHP	38	8/23/43	Scranton, PA	Sugar Land, TX	41	1/23/87	Beaumont, TX	Beaumont, TX
BASS, Kevin (95), OF, S-R	17	5/1/59	Redwood City, CA	Cooper City, FL	15	11/3/55	Tucuman, MI	Natick, MA
BAUTISTA, Jose (85, 91), RHP	48	7/24/84	Bani, DR	La Quinta, CA	11,11,2	3/16/27	Hall Summit, LA	Deed 6/16/75 (48)
BAYLOR, Don (72-73), OF, R-R	23,25	8/28/49	Bellin, TX	Palo Alto, CA	3	9/29/19	Newport, PA	Deed 3/30/78 (88)
BEAMON, Charlie (56-58), RHP	27,43	1/21/54	Oakland, CA	Cape Coral, FL	37	6/8/07	Dunkirk, NY	Cockeysville, MD
BECKER, Rich (88), OF, L-L	18	2/1/72	Aurora, IL	Oakhurst, TX	10	11/2/55	Staten Island, NY	San Bernardino, CA
BELLE, Albert (93), OF, R-R	50,33	1/24/42	Angleton, TX	Deed 10/6/88 (54)	37,11,10	2/16/47	Highland Park, MI	Almona, FL
BELLANGER, Mike (85-87), SS, R-R	33	8/8/44	Modesto, CA	Modesto, CA	38	9/21/51	Las Vegas, CUBA	Almona, FL
BELL, Eric (85-87), LHP	47,45	10/27/63	SP de Macoris, DR	Tucson, AZ	34,5,20	8/22/34	Newburyport, MA	Chico, CA
BELL, Juan (89-91), SS, S-R	11	3/28/86	Shreveport, LA	Carolina, PR	3	12/3/36	San Bernardino, CA	Hickley, OH
BELLE, Albert (93), OF, R-R	50,33	1/24/42	Angleton, TX	Deed 10/6/88 (54)	44,25	7/27/52	Ozama, CA	Woodland Hills, CA
BENJAMIN, Juan (83), OF, R-R	12	5/1/50	San Sebastian, PR	San Pedro de Macoris, DR	2	5/28/82	Los Angeles, CA	Cockeysville, MD
BENNETT, Armando (94-98), RHP	64,49	11/3/72	Ramón Santana, DR	Sidney, NY	39,34	12/28/61	Dallas, TX	Columbus, GA
BENNETT, Joel (98), RHP	28	1/31/70	Binghamton, NY	Kalamazoo, MI	36,12	3/21/39	Brooklyn, NY	Mobile, AL
BERRIO, Gerardo (97), OF, R-R	10,29	3/18/65	Santo Domingo, DR	Kalamazoo, MI	23	5/21/73	Williamston, NC	Newport Beach, CA
BERRY, Connie Neil (54), IF, R-R	2	11/1/22	Kalamazoo, MI	San Francisco, CA	37	1/1/58	Butte, CA	Alta Loma, CA
BERTANA, Frank (94-97), 69, LHP	18,40,23	4/14/44	Lincoln, CA	Lincoln, CA	55	4/4/88	Los Angeles, CA	La Roma, DR
BESANA, Fred (95), LHP	38,27	4/3/31	Helix, KY	Cushing, OK	56,58	3/3/86	Forces, PR	Forces, PR
BICKFORD, Vern (54), RHP	24	7/12/30	Buffalo, NY	Cushing, OK	47	6/19/57	Baton Rouge, LA	Baton Rouge, LA
BIRNER, Werner (86), RHP	41	7/4/28	Buffalo, NY	Cushing, OK	14	11/11/28	Highland Park, MI	Fayetteville, TN
BLAIR, Paul (64-78), OF, R-R	6,33	2/14/44	Cushing, OK	Brooklyn, NY	24	9/13/49	Seaford, DE	Fort Bragg, CA
BLEAFY, Curt (85-88), OF, L-R	3	7/5/43	Brooklyn, NY	Chavonne, WI	11	1/15/89	Seaford, DE	Fort Bragg, CA
BLITZ, Mike (54), RHP	34	12/25/58	Hastings, MI	Cedar Rapids, IA	55	4/4/88	Los Angeles, CA	La Roma, DR
BLODGETT, Mike (80-88), RHP	52	8/23/57	Nashville, TN	Smyrna, TN	47	6/19/57	Forces, PR	Forces, PR
BOLTON, Tom (94), LHP	21	5/8/82	Salinas, PR	Guayama, PR	26	10/1/73	Baton Rouge, LA	Baton Rouge, LA
BONES, Ricky (90), RHP	25	1/17/86	New York, NY	Greenwich, CT	14	11/11/28	Highland Park, MI	Fayetteville, TN
BONILLA, Bobby (95-96), OF-3B, S-R	26	2/23/83	Santurce, PR	Corpus Christi, TX	24	9/13/49	Seaford, DE	Fort Bragg, CA
BONILLA, Juan (86), 2B, R-R	2	8/12/56	Uvalde, TX	El Cajon, CA	12,10	4/10/83	Casper, WY	San Francisco, DR
BONNER, Bob (80-83), IF, R-R	37	1/14/54	Long Beach, CA	Carmel Valley, CA	59,29	9/22/89	St Louis, MO	Salinas, CA
BOONE, Dan (90), LHP	42	4/18/58	San Francisco, CA	Marquette, MI	43	5/20/84	Salinas, CA	Tranton, NJ
BORDI, Rich (86), RHP	14	7/21/85	Lancaster, OH	Bayonne, NJ	36	10/18/54	Albert Lea, MN	Campton, TX
BORDICK, Mike (97-00, 01-), SS, R-R	77	5/4/71	Bayonne, NJ	Bayonne, NJ	39	10/17/80	Depew, NY	Campton, TX
BOROWSKI, Joe (95), RHP	77	5/4/71	Bayonne, NJ	Bayonne, NJ	25	8/15/58	Swyersville, PA	Decatur, AL
BOSKE, Shawn (97), RHP	32	12/26/87	Hartford, CT	Phoenix, AZ	23	7/13/21	Victoria, TX	The Woodlands, TX
BOWEN, Dave (71), RHP	32	12/26/87	Hartford, CT	Phoenix, AZ	15	7/25/82	Ozama, POLAND	Toledo, OH
BOWENS, Sam (83-87), OF, R-R	16,14	3/23/39	Wilmington, NC	Leland, NC	37	6/25/45	Moosic, CT	Knoxville, TN
BOWERS, Brent (88), OF, L-R	30	5/2/71	Bridgeville, IL	Bridgeville, IL	36,26	2/22/28	Cazenovia, WI	Middletown, WI
BOYD, Bob (56-80), 1B, L-L	1,1,15	1/1/25	Pulls Camp, MS	Wichita, KS	12,24,27	7/31/31	Newport News, VA	Evergreen Park, IL
BRADLEY, Phil (85-88), OF, R-R	1,16	3/11/59	Bloomington, IN	Bloomington, IN	14	2/3/22	Omaha, NE	Omaha, NE
BRANDT, Jackie (80-85), OF, R-R	25	4/28/34	Omaha, NE	Omaha, NE	28	9/27/74	Paradise, Aruba	Paradise, Aruba
BREA, Leslie (00), RHP	45	11/12/78	San Pedro de Macoris, DR	Decatur, AL	38	1/21/80	San Jose, CA	Agios, CA
BREEDING, Mary (60-62), 2B, R-R	1	3/8/34	Decatur, AL	Decatur, AL	1,18,4	4/4/43	Bronx, NY	Dana Point, CA
BRIDGES, Jim (54, 57), IF, R-R	2,40	2/13/27	Lancaster, OH	Lancaster, OH	21,19	2/2/88	Long Beach, CA	Sunnyvale, CA
BRILES, Nellie (77-78), RHP	53,34	8/6/43	Doris, CA	Greensboro, NC	10	8/8/31	Boston, MA	San Luis Obispo, CA
BROWN, Dick (63-65), C, R-R	10	11/1/35	Shirlington, VA	Greensboro, NC	23	2/15/38	Whittier, CA	Walnut, CA
BROWN, Hal Shinn (55-62), RHP	28	12/11/24	Greensboro, NC	Greensboro, NC	23	2/15/38	Whittier, CA	Walnut, CA
BROWN, Javis (95), OF, R-R	32	9/26/67	Waukegan, IL	Waukegan, IL	24	11/3/51	San Luis Obispo, CA	Walnut, CA
BROWN, Kevin (85), RHP	41	3/14/83	Shirlington, VA	Shirlington, VA	17,14	28/21	San Luis Obispo, CA	Walnut, CA
BROWN, Larry (73), IF, R-R	21	3/14/80	Bellevue Falls, VT	Bellevue Falls, VT	17	10/18/48	Evergreen Park, IL	Callejitas, CA
BROWN, Mark (84), RHP	21	7/13/59	Lanox, OK	Sherron Oaks, CA	51	1/18/78	Newport Beach, CA	Redmond, WA
BROWN, Mary (95), IF, R-R	28	1/23/83	Houghton, MI	Sherron Oaks, CA	1	4/23/39	Havana, CUBA	Hondula, HI
BRUNET, George (63), LHP	19	6/8/35	Baltimore, MD	Sherron Oaks, CA	37	12/18/64	Van Nuys, CA	Gilbert, AZ
BUFORD, Damon (82-95), OF, R-R	9	2/22/57	Lincoln, TX	Lincoln, TX	13	7/31/70	Tampa, FL	Tampa, FL
BUFORD, Don (68-72), OF, S-R	1	4/21/47	Fredericksburg, VA	Fredericksburg, VA	30	6/19/28	Quincy, IL	Union City, TN
BUMBRY, A (72-94), OF, L-R	27,35	1/25/45	Seattle, WA	Seattle, WA	10	5/12/85	Union City, TN	Union City, TN
BUNKER, Wally (63-88), RHP	19,23	5/8/34	Hagerstown, MD	Hagerstown, MD	10	5/12/85	Union City, TN	Union City, TN
BURKE, Leo (56-59), IF-OF, R-R	17	4/28/51	Lyndon, CA	Lyndon, CA	10	5/12/85	Union City, TN	Union City, TN
BURLESON, Rick (87), IF, R-R	20	7/20/00	Evansville, IN	Evansville, IN	10	5/12/85	Union City, TN	Union City, TN
BURKSIDE, Pete (63), LHP	23,33,16	1/8/27	Kennedy, TX	Kennedy, TX	10	5/12/85	Union City, TN	Union City, TN
BUSSY, Jim (57-58, 60-61), OF, R-R	30	8/17/36	Prosperity, SC	Prosperity, SC	10	5/12/85	Union City, TN	Union City, TN
BUZHARDT, John (67), RHP	24	2/3/25	Darlington, SC	Darlington, SC	10	5/12/85	Union City, TN	Union City, TN
BYRD, Harry (59), RHP	24	10/8/49	Fliley, KS	Fliley, KS	10	5/12/85	Union City, TN	Union City, TN
CABELL, Ernie (72-74), IF, R-R	88	1/8/58	Boston, MA	Boston, MA	10	5/12/85	Union City, TN	Union City, TN
CAREY, Paul (90-98), L-R	17	12/23/26	Caracas, VEN	Caracas, VEN	10	5/12/85	Union City, TN	Union City, TN
CARRASQUEL, A. Chico (58), SS, R-R	35	8/8/37	Orton, CA	Orton, CA	10	5/12/85	Union City, TN	Union City, TN
CARRICO, Camilo (88), C, R-R	29	3/7/80	Oklahoma City, OK	Oklahoma City, OK	10	5/12/85	Union City, TN	Union City, TN
CARTER, Joe (98), OF, R-R								
CASIMIRO, CARLOS (00), IF	80	11/8/76	San Pedro de Macoris, DR	San Pedro de Macoris, DR				
CAUSEY, Wayne (55-57), IF, R-R	11/51	1/15/31	Nashville, TN	Cincinnati, OH				
CAUSEY, Wayne (55-57), IF, R-R	39/33	12/26/36	Ruston, LA	Orange, CT				
CECCARELLI, Art (57), LHP	16	4/2/50	New Haven, CT	Ashville, NC				
CHAKALES, Bob (54), RHP	20	8/10/27	Ashville, NC	Richmond, VA				
CHARLTON, Norm (98), LHP	37	1/6/83	Fort Polk, LA	Tilden, TX				
CHEVEZ, Tony (77), RHP	45	6/20/54	Telica, NIC	Telica, NIC				
CHISM, Tom (78), 1B, L-L	45	5/9/55	Chester, PA	Chester, PA				
CHIMOL, Gino (64), OF, R-R	20	12/18/29	San Francisco, CA	Tiburon, CA				
CLARK, Willie (90-93), 1B, L-L	36	10/1/80	Los Angeles, CA	La Puente, CA				
CLEMENTS, Pat (92), LHP	12	3/13/84	New Orleans, LA	South Lake, TX				
CLYBURN, Danny (87-98), OF, R-R	29	2/2/82	McCloud, CA	Chico, CA				
COAN, Gil (54-58), OF, L-R	37,41	4/6/74	Lancaster, SC	Lancaster, SC				
COFFIE, Vernon (00), 3B, L-R	19,21	5/18/22	Monroe, NC	Brevard, NC				
COLEMAN, Richie (72-74), OF, L-L	2	12/7/50	Curaçao, Netherlands Antilles	Curaçao, Netherlands Antilles				
COLEMAN, Walter "Rip" (54-60), LHP	35	7/31/31	Indianapolis, IN	Indianapolis, IN				
CONLEY, Jeff (99-), 1B-OF, R-R	18	6/27/06	Medford, MA	Troy, NY				
CONNALLY, Fritz (85), 3B, R-R	11	3/19/58	Troy, NY	Weston, FL				
CONSUERO, Sandy (56-57), RHP	20,21	9/3/20	Bryan, TX	Arlington, TX				
COOK, Michael (93), RHP	55,63	8/14/83	Pollenito, CUBA	Charleston, SC				
COPPINGER, Rocky (96-99), RHP	27,29	3/19/74	El Paso, TX	Jacksonville, FL				
CORRETT, Doug (87), RHP	23	11/4/52	Sarasota, FL	Beaumont, TX				
CORRIN, Archie (98), RHP	41	1/23/87	Beaumont, TX	Beaumont, TX				
CORRY, Mark (79-81), OF, R-R	15	11/3/55	Tucuman, MI	Natick, MA				
CORSI, Jim (98), RHP	27	9/9/81	Newton, MA	Deed 6/16/75 (48)				
COURTNEY, Clay (54-85-61), C, L-R	11,11,2	3/16/27	Hall Summit, LA	Deed 3/30/78 (88)				
COX, Billy (55), 3B, R-R	3	9/29/19	Newport, PA	Deed 3/30/78 (88)				
CRISCIANO, Dave (77), C, R-R	40	9/21/51	Dunkirk, NY	Cockeysville, MD				
CROWLEY, Larry (69-73, 76-82), 1B-OF, L-L	37,11,10	2/16/47	Staten Island, NY	San Bernardino, CA				
CRUZ, Jose (83-84), 3B, R-R	10	11/2/55	Highland Park, MI	Almona, FL				
CUELLAR, Mike (66-70), LHP	38	9/21/51	Las Vegas, CUBA	Almona, FL				
DAGNES, Angelo (55), OF, L-L	34,5,20	8/22/34	Newburyport, MA	Chico, CA				
DALRYMPLE, Clay (58-71), C, L-R	3	12/3/36	San Bernardino, CA	Hickley, OH				
DAUER, Rudy (76-85), 1B, R-R	44,25	7/27/52	Ozama, CA	Woodland Hills, CA				
DAVANO, Jerry (71), IF, R-R	2	5/28/82	Los Angeles, CA	Cockeysville, MD				
DAVIS, George Storm (82-86, 92), RHP	39,34	12/28/61	Dallas, TX	Columbus, GA				
DAVIS, Gino (71-83), 1B, R-R	37	1/28/61	Jacksonville, FL	Beaumont, TX				
DAVIS, Tommy (77-78), DH, R-R	36,12	3/21/39	Brooklyn, NY	Mobile, AL				
DAVIS, Tommy (77-78), DH, R-R	23	5/21/73	Williamston, NC	Newport Beach, CA				
DAVIS, Wallace (84-88), OF, R-R	25,46	6/19/58	Butte, CA	Alta Loma, CA				
DEACON, Luis (87), 3B, R-R	37	1/1/58	Seaford, DE	Fort Bragg, CA				
DEACON, Luis (87), 3B, R-R	55	4/4/88	Los Angeles, CA	La Roma, DR				

FIORE, Mike (68), 1B, L-L 30
 FISHER, Eddie (66-67), RHP 28
 FISHER, Jack (59-62), RHP 48, 22
 FISHER, Tom (87), RHP 46
 FLANAGAN, Mike (75-87), 91-92, LHP 46
 FLINN, John (78-79, 82), RHP 37, 7
 FLOYD, Bobby (85-90), IF, R-R 2
 FOLLES, Hank (61), C, R-R 36
 FORBES, P.J. (98), INF, R-R 1
 FORD, Don (82-85), OF, R-R 15
 FORD, Dave (78-81), RHP 58, 21
 FORDYCE, Brock (00-1), C, R-R 28
 FOX, Howie (54), RHP 41
 FRANCONA, Tito (56-57), OF-1B, L-L 19, 44
 FRAZIER, Joe (56), OF, L-R 2
 FRIED, Roger (70), 1B-OF, R-R 19
 FROLEY, Jim (54), OF, R-R 17
 FROTHWIRTH, Todd (91-93), RHP 43
 FULLER, Jim (73-74), OF, R-R 18
 FUSSELL, Chris (98), RHP 52
 GAINES, Joe (85-84), OF, R-R 6
 GALLAGHER, Dave (90), OF, R-R 35
 GARCIA, Alfonso (78-80), IF, R-R 1, 16
 GARCIA, Jesse (89-90), IF, R-R 57
 GARCIA, Karm (00), OF, L-L 1
 GARCIA, Vincho (50-54), 2B, R-R 1
 GARDNER, Billy (58-59), 2B, R-R 9
 GARLAND, Wayne (73-76), RHP 17
 GASTALL, Tom (55-56), C, R-R 10
 GENTILE, Jim (60-63), 1B, L-L 4
 GERHART, Ken (86-88), OF, R-R 38
 GILLFORD, Paul (57), LHP 33
 GINSBERG, Myron Joe (56-58), C, L-R 10, 11
 GOMEZ, Leo (90-95), IF, R-R 86
 GONZALES, Rene (80-81), IF, R-R 10
 GOODMAN, Billy (57), IF, OF, L-R 26
 GOODWIN, Curtis (95), OF, L-L 37, 41
 GRAHAM, Dan (80-81), OF, L-L 25
 GRAY, Ted (55), LHP 36
 GREEN, Gene (90), OF, C, R-R 21, 6
 GREEN, Lenny (57-59, 64), OF, L-L 34
 GREENE, Charlie (97-98), CA, R-R 11
 GREENE, Willie (88), OF, L-R 16, 3
 GRICH, Bob (70-76), 2B, R-R 42
 GRIFIN, Mike (37), RHP 39, 48
 GRIMLEY, Ross (74-77), 2B, LHP 27
 GROOM, Buddy (04), LHP 14
 GROSS, Wayne (84-85), 3B, L-R 13
 GULLEN, Ozzie (88), INF, L-R 11
 GULLIVER, Glenn (82-83), 3B, L-R 11
 GUTIERREZ, Jackie (88-87), IF, R-R 57
 GUTZMAN, Juan (98-99), RHP 54, 27
 HABYAN, John (85-86), RHP 30
 HADDA, Harvey (84-85), LHP 13
 HAIRSTON, Jerry Jr. (98-1), 2B, R-R 6, 34, 20, 10
 HALE, Bob (55-59), 1B, L-L 29
 HALL, Dick (81-88), 9B-7B, RHP 29
 HAMMONDS, Jeffrey (93-96), OF, R-R 11
 HAMRIC, Bert (58), OF-1B, L-L 36
 HANEY, Larry (66-68), C, R-R 34
 HANSEN, Ron (56-62), SS, R-R 3
 HARDIN, Jim (57-71), RHP 44
 HARLOW, Larry (75, 77-79), OF, L-L 51, 36, 4
 HARNISCH, Pete (88-90), RHP 42
 HARPER, Tommy (78), OF, R-R 12
 HARRIS, Gene (95), RHP 29
 HARRISON, Bob (55-56), RHP 25, 43, 21
 HARRISON, Ron (72), RHP 44
 HARSIMAN, Jack (59-60), LHP 29
 HART, Mike L. (87), OF, L-L 36
 HARTLEY, Mike (95), RHP 39
 HARTZELL, Paul (80), RHP 28
 HATTON, Grady (56), IF, L-R 5
 HAVENS, Brad (85-86), LHP 31, 47
 HAYNES, Jimmy (95-98), RHP 60, 50
 HAZENWOOD, Orange (80), OF, R-R 9
 HEARD, Jose (54), LHP 36
 HELD, Mel (56), RHP 18
 HELD, Woodie (86-87), IF-OF, R-R 12
 HENDRICKS, Errol (88-72, 73-76, 78-79), C, L-R 10, 44
 HERNANDEZ, Lou (82-83, 85), 3B, R-R 3
 HERZOG, Dave (81-82), OF, L-L 6
 HICKY, Kevin (89-91), LHP 45, 23
 HOFF, Billy (85-82), LHP 23, 20
 HOLLES, Chris (89-1), C, R-R 11, 17, 23
 HOLDSWORTH, Fred (76-77), RHP 38
 HOLMES, Darren (00), RHP 36
 HOLTEN, Brian (89-90), RHP 51
 HOLTZMAN, Ken (78), LHP 30
 HOOD, Don (73-74), LHP 44

Brooklyn, NY
 Shreveport, LA
 Easton, PA
 Indianapolis, IN
 Manchester, NH
 Merced, CA
 Hawthorne, CA
 Richmond, VA
 Pittsburgh, KS
 Los Angeles, CA
 Cleveland, OH
 New London, CT
 Havana, CUBA
 Cincinnati, OH
 New Brighton, PA
 Liberty, NC
 Los Angeles, CA
 Dayton, OH
 Milwaukee, WI
 Bethesda, MD
 Oregon, OH
 Bryan, TX
 Trenton, NJ
 Martinez, CA
 Corpus Christi, TX
 Ciudad Ovejas, Mexico
 Veracruz, MEX
 Waterford, CT
 Nashville, TN
 Fall River, MA
 San Francisco, CA
 Charleston, SC
 Boylston, PA
 Punta Gorda, FL
 Canavanas, PR
 Newport Beach, CA
 Concord, NC
 San Leandro, CA
 Maline, OH
 Charleston, MI
 Detroit, MI
 Detroit, MI
 Miami, FL
 Hartford, CT
 Long Beach, CA
 Hawthorne, NJ
 Tucson, AZ
 Red Oak, TX
 Danville, CA
 Caracas, Venezuela
 Allen Park, MI
 Miami, FL
 Scotch Plains, NJ
 Long Beach, CA
 Baton Rouge, LA
 Oxford, NE
 Morris Chapel, TN
 Colorado Springs, CO
 Commack, NY
 Oak Grove, LA
 Sebring, FL
 St. Louis, MO
 Mission Viejo, CA
 San Diego, CA
 West Allis, WI
 E. Cajon, CA
 Houston, TX
 Warren, TX
 Royal Oak, MI
 LaGrange, GA
 Sacramento, CA
 Birmingham, AL
 Edon, OH
 Dubois, WV
 Fondulaton, MD
 Edo, Mirando, VEN
 Blue Springs, MO
 Sparks, MD
 Ann Arbor, MI
 Chesapeake, MD
 Cheesee, NJ
 Fletcher, NC
 Hunt Valley, MD
 Buffalo Grove, IL
 Estero, FL

HORN, Sam (90-92), 1B-DH, L-L 10, 15
 HOUTETMAN, Art (57), RHP 6, 21
 HOWARD, Bruce (88), RHP 23
 HUBBARD, Trembler (00), OF, R-R 1
 HUDLER, Rex (88), IF, R-R 48
 HUFFMAN, Phil (85), RHP 35
 HUNTER, Billy (54), SS, R-R 32
 HUPPERT, Dave (83), C, R-R 62
 HUSON, Jeff (95-96), IF, L-R 36
 HUTTO, Jim (75), C, R-R 30
 HYDE, Dick (81), RHP 38
 INCAGLIA, Pete (56-57), OF, R-R 29, 36, 55
 JACKSON, Grant (71-76), LHP 23
 JACKSON, Lou (54), OF, L-L 44
 JACKSON, Reggie (78), OF, L-L 11
 JACKSON, Ron (94), 3B, R-R 3
 JEFFERSON, Jesse (73-75), RHP 38
 JEFFERSON, Stan (88-90), OF, S-R 49
 JENNS, Doug (88-89), LHP 55
 JOHNSON, Bob (83-87), IF, R-R 21
 JOHNSON, Charles (88-90), C, R-R 36
 JOHNSON, Corrie (88-89), RHP 36
 JOHNSON, Darrell (82), C, R-R 15
 JOHNSON, Dave (75-72), 2B, R-R 27, 35
 JOHNSON, Dave (89-91), RHP 46, 45
 JOHNSON, David (74-75), RHP 19
 JOHNSON, Don (55), RHP 46
 JOHNSON, Emie (58), RHP 38, 56
 JOHNSON, Mike (37), RHP 19
 JONES, Doug (85), RHP 13
 JONES, Gordon (80-81), RHP 31
 JONES, O. Del (80), RHP 19
 JONES, Rocky (88), IF, R-R 13
 JONES, Sad Sam (64), RHP 59
 JONES, Stacy (81), RHP 51
 KAMELCO, Scott (97-98), RHP 30
 KELL, George (56-57), 3B, R-R 3
 KELLERT, Frank (54), 1B, R-R 15, 7
 KELLY, Pat (77-80), OF, L-L 18
 KENNEDY, Bob (54-55), 3B, R-R 40, 33
 KENNEDY, Terry (87-88), C, L-R 15
 KERRIGAN, Joe (78, 80), RHP 32, 26
 KEY, Jimmy (97-98), LHP 21
 KILGUS, Paul (51), LHP 22, 22
 KINGSALE, Eugene (86, 86-1), OF, S-R 40
 KINKADE, Mike (00-1), IF, R-R 39
 KIRKMAN, Mike (88-87), LHP 48
 KIRKLAND, Willie (84), OF, L-R 21, 73
 KITTE, Ron (80), 1B-DH, R-R 35
 KLAUS, Jeff (59-60), IF, L-R 6
 KLINGBECK, Scott (84-85), RHP 56, 55
 KNIGHT, Ray (87), 3B, R-R 43
 KNOWLES, David (85), LHP 43
 KOHLMEYER, Ryan (00), RHP 50
 KOKOS, Dick (54), OF, L-L 19
 KOMMINGS, Brad (90), OF, R-R 29
 KOSLO, George Dave (54), LHP 22
 KRECHOW, Wayne (78-81), IF, L-R 12, 6
 KRETLOW, Lou (54-55), LHP 52, 37, 38
 KRIVDA, Rick (95-97), LHP 8
 KUZMA, Bob (54-55), LHP 27
 LACY, Lee (85-87), OF, R-R 41, 34, 8
 LAKER, Tim (97), CA, R-R 37
 LANDRITH, Robert (82-83), C, L-R 30
 LANDRUM, Terry (78-81), OF, R-R 39, 30
 LARSEN, Don (54, 85), RHP 27, 18
 LAU, Charlie (81-83, 84-87), C, L-R 44
 LEDERMA, Aaron (97), INF, R-R 52
 LEE, Mark (95), LHP 6
 LEFFERTS, Craig (92), LHP 31
 LEWIS, Jim (61-62), RHP 39, 38
 LEWIS, Ken (57-58), LHP 14, 40
 LEONARD, Don (54), OF, R-R 38
 LEONARD, Mark (93), 1B, L-R 40
 LEONARD, Dave (67-72), RHP 10
 LEWIS, Mark (00), 3B, R-R 8, 6
 LEWIS, Richie (92-98), RHP 53, 38
 LITTLE, D. Dick (84), LHP 48
 LOCKE, Charlie (55), RHP 13
 LOCKMAN, Carroll "Whitey" (59), 1B, L-R 25, 34
 LOPAT, Eddie (95), LHP 38, 18
 LOPEZ, Carlos (78), OF, R-R 9
 LOPEZ, Marcelino (87, 89-90), LHP 29, 32

Dallas, TX
 Detroit, MI
 Salisbury, MD
 Chicago, IL
 Tempe, AZ
 Freeport, TX
 Bryn Mawr, PA
 Lincoln, NE
 Springfield, IL
 Puntacateeney, PA
 Southgate, CA
 Scottsdale, AZ
 Norfolk, VA
 Hinsdale, IL
 Pebble Beach, CA
 Fostoria, OH
 Riverton, LA
 Wyncote, PA
 Birmingham, AL
 Middleburg, VA
 New York, NY
 South Bend, IN
 Omaha, NE
 Ft. Pierce, FL
 Stone Mountain, GA
 Horace, NE
 Orlando, FL
 Baltimore, MD
 Baltimore, MD
 Abilene, TX
 Portland, OR
 Brattleboro, VT
 Santa Barbara, CA
 Edmonton, Alberta, CA
 Covina, CA
 Portland, OR
 Tulsa, CA
 Tupelo, MS
 Stearns, OH
 Gadsden, AL
 Mt. Clemens, MI
 Swifton, AR
 Oklahoma City, OK
 Philadelphia, PA
 Chicago, IL
 Euclid, OH
 Philadelphia, PA
 Huntsville, AL
 Bowling Green, KY
 Anub, IN
 Livonia, MI
 Seattle, WA
 Seattle, WA
 Detroit, MI
 Valparaiso, IN
 Valley Creek, NC
 Cincinnati, OH
 Albany, GA
 St. Petersburg, FL
 Salina, KS
 Chicago, IL
 Lima, OH
 Menasha, WI
 Trenton, NJ
 Apache, OK
 McKeesport, PA
 Leonia, NJ
 Wyandotte, MI
 Longview, TX
 Encino, CA
 Decatur, IL
 Joplin, MO
 New York, NY
 Morgan Hill, CA
 Died 3/18/84 (80)
 Union City, CA
 McKeesport, PA
 Munton, W. GER
 Baltimore, MD
 Seattle, WA
 Alton, IL
 Mountain View, CA
 Arlington, VA
 Memphis, TN
 Hamilton, OH
 Muncie, IN
 Santa Ana, CA
 Detroit, MI
 Madison, MO
 Lowell, NC
 Long Island City, NY
 New York, NY
 Mazatlan, MEX
 Havana, CUBA

Birmingham, AL
 Lake Orion, MI
 Sarasota, FL
 Houston, TX
 Fresno, CA
 Lake Jackson, TX
 Paoli, PA
 Blue Springs, MO
 Springfield, IL
 Lutherville, MD
 Zephyrhills, FL
 Bedford, TX
 Phenaxia, FL
 Champaign, IL
 Colleyville, TX
 Pittsburg, PA
 Riverton, LA
 Oakland, CA
 Fullerton, CA
 Midlothian, VA
 Bronx, NY
 Plantation, FL
 St. Paul, MN
 Winnetka, IL
 Kansas City, MO
 Oid, NE
 Chicago, IL
 Baltimore, MD
 Abilene, TX
 Portland, OR
 Atlanta, GA
 St. Petersburg, FL
 Edmonton, Alberta, CA
 Tucson, AZ
 Died 4/25/84 (84)
 Beaverton, OR
 Athens, GA
 Died 11/5/71 (46)
 Flint, MI
 Swifton, AR
 Died 11/18/78 (82)
 Mesa, AZ
 Escondido, CA
 Daily City, CA
 Tarpon Springs, FL
 Bowling Green, KY
 Anub, IN
 Livonia, MI
 Seattle, WA
 Detroit, MI
 Valparaiso, IN
 Valley Creek, NC
 Cincinnati, OH
 Albany, GA
 St. Petersburg, FL
 Salina, KS
 Chicago, IL
 Lima, OH
 Menasha, WI
 Trenton, NJ
 Apache, OK
 McKeesport, PA
 Leonia, NJ
 Wyandotte, MI
 Longview, TX
 Encino, CA
 Decatur, IL
 Joplin, MO
 New York, NY
 Morgan Hill, CA
 Died 3/18/84 (80)
 Union City, CA
 McKeesport, PA
 Munton, W. GER
 Baltimore, MD
 Seattle, WA
 Alton, IL
 Mountain View, CA
 Arlington, VA
 Memphis, TN
 Hamilton, OH
 Muncie, IN
 Santa Ana, CA
 Detroit, MI
 Madison, MO
 Lowell, NC
 Long Island City, NY
 New York, NY
 Mazatlan, MEX
 Havana, CUBA

LOWENSTEIN, John (79-85), OF, L-R 38 1/1747
LUEBBER, Steve (81), RHP 36 734/89
LUEBKE, Dick (92), LHP 26 483/35
LUNAR, Fernando (00), C, R-R 51 525/77
LYNN, Fred (95-98), OF, L-L 19 23/52
MABE, Bobbie (60), RHP 30 108/29
MADDOX, Elliot (77), OF-3B, R-R 21 122/147
MADURO, Calvin (04), RHP 12 95/74
MAJESKI, Hank (55), 3B, R-R 5 121/316
MANTO, Jeff (95), F, R-R 12 822/34
MARQUIS, Roger (85), OF, L-L 24 483/37
MARSH, Fred (55-56), F, R-R 2 15/24
MARSHALL, John (56), 1B, L-L 44 525/32
MARTIN, Mance (56), LHP 19 92/222
MARTINEZ, Dennis (79-86), RHP 30,61 51/455
MARTINEZ, Felix Tippy (79-86), RHP 36,23 53/150
MARTINEZ, Chito (91-93), OF, L-L 14 121/955
MATHCHICK, Tom (72), 3B, L-R 32 97/43
MATHEWS, Terry (92-96), RHP 51 103/84
MATOS, Luis (00-), 3B 32 103/378
MAXWELL, Charlie (55), OF, L-L 12 422/343
MAY, Dave (67-70), OF, L-R 29 71/468
MAY, Darrell (94), OF, L-R 14 32/343
MAY, Lee (78-80), 1B, R-R 43 71/844
MAY, Rudy (78-77), LHP 43 823/36
MCDONALD, Mike (83-84), LHP 19 112/457
MCDONALD, Ben (80-95), RHP 25 51/277
MCDONALD, Jim (55), RHP 21 122/160
MCDOWELL, Roger (86), RHP 47 101/87
MCLEOD, Chuck (00), LHP 48 119/89
MCSEHEE, Kevin (93), RHP 39,16 118/54
MCGREGOR, Scott (76-88), LHP 34,2 118/54
MCJURE, Mickey (82, 87), F, R-R 13 216/33
MCKNIGHT, Jeff (90-91), F-OF, S-R 2 104/54
McEWMORE, Mark (92-94), F, S-R 19 103/142
MCNALLY, Dave (62-74), LHP 15 121/23
ME, E. Sam (54), OF, R-R 35,43 122/54
MELENDEZ, Francisco (95), 1B, L-L 38,21 122/54
MELVIN, Bob (89-91), C, R-R 31 105/71
MERCEDES, Jose (00-), RHP 11 270/89
MERCEDES, Luis (91-93), OF, R-R 38,21 21/66
MERCKER, Kent (96), LHP 51 522/69
MESA, Jose (87, 90-92), RHP 16,3 91/120
MEXIS, Eddie (57-58), F, R-R 52,18 73/84
MILACKI, Bob (82-92), RHP 21 228/68
MILCHIN, Mike (93), LHP 13 726/26
MILLER, Bill (55), LHP 37 528/46
MILLER, Dyer (75-77), RHP 17,35 33/41
MILLER, John (62-63, 95-97), RHP 35 318/53
MILLER, Randy (77), RHP 37 122/627
MILLER, Su (63-67), RHP 39 112/781
MILLIGAN, Randy (89-92), 1B, R-R 75 101/86
MILLS, Alan (92-98, 00-), RHP 25,10,29 15/74
MINOR, Ryan (96-00), 3B, R-R 39 32/354
MIRABELLA, Paul (85), LHP 24 81/165
MIRANDA, Willy (95-96), SS, S-R 36 81/943
MITCHELL, John (80), RHP 32,40 101/308
MITCHELL, Paul (73), RHP 46 53/75
MOLINA, Gabe (90-00), RHP 29 52/150
MOLINARO, Bob (79), OF, L-R 29 61/26
MOORE, Ray (55-57), RHP 52,27 52/635
MORA, Andres (76-78), OF, R-R 6 22/72
MORA, Melvin (00-), F, R-R 34 122/404
MORALES, Jose (81-82), C-PH, R-R 25 97/72
MORALES, Willie (00), C, R-R 6,15 82/64
MORELAND, Keith (98), DH, R-R 12 108/99
MORGAN, Mike (88), RHP 21 328/55
MORGUELO, Dan (83), LHP 37 823/41
MORRIS, John (86), LHP 13 51/425
MOSS, Les (54-55), C, R-R 32 81/369
MOUTON, Lyle (98), OF, R-R 31 111/832
MOTYER, Jamie (93-95), LHP 21,43 92/440
MOTTON, Curt (82-77, 73-74), OF, R-R 32 33/88
MUNDOZ, Bobby (98), RHP 33 224/56
MURRAY, Ray (54), C, R-R 8,18,14 101/217
MURRAY, Terry (75-77), 1B, L-L 16 81/47
MUSSINA, Mike (91-00), RHP 35 128/98
MYERS, Greg (00-), C 37 414/96
MYERS, Jimmy (96), RHP 46 428/68
MYERS, Randy (96-97), LHP 28 91/892
NARUM, Leslie Buster (93), RHP 35 111/640
NELSON, Bob (56-57), OF 37 87/58
NELSON, Roger (88), RHP 35 87/44
NICHOLS, Carl (96-98), C, R-R 26 101/492
NICHOLSON, Dave (00, 92), OF, R-R 33 825/39
NICHOLSON, Tom (67-68), RHP 48 81/359
NIDMAN, Rich (95-96), OF, R-R 4 126/27
NIXON, Donel (90), OF, R-R 52,21 123/161

Las Vegas, NV
Wolf Point, MT
Clinton, MO
Chicago, IL
Carstairs, VZ
Chicago, IL
Danville, VA
Orange, NJ
Santa Cruz, Aruba
Staten Island, NY
Bristol, PA
Holyoke, MA
Valley Falls, KS
Danville, IL
Oxon, MO
Miami, FL
La Junta, CO
Belize City, Belize
Hazelton, PA
Alexandria, LA
Bayamon, Puerto Rico
Lawton, MI
New Castle, DE
Newark, DE
Cincinnati, OH
North Fork, CA
Cupertino, CA
Dunham Springs, LA
Downey, CA
Stuart, FL
Lincoln, TX
Pineville, LA
Towson, MD
Dayton, OH
Base Branch, AR
San Diego, CA
Bilings, MT
Quincy, MA
Austin, NY
Rio Piedras, PR
Germanston, TN
La Ramona, DR
SP de Macoris, DR
Dublin, OH
Pueblo Viejo, DR
Burlington, NJ
Trenton, NJ
Vero Beach, FL
Hartford, PA
Batesville, IN
Baltimore, MD
Oxnard, CA
Northampton, MA
San Diego, CA
Lakeland, FL
Canton, OH
Bellevue, NJ
Wesaco, CUSA
Dixville, TN
Worcester, MA
Cincinnati, OH
Denver, CO
Newark, NJ
Mesocoma, MD
Rio Bravo, MEX
Agua Negra, VZ
Friederiksdal, VI
Tucson, AZ
Dallas, TX
Tulane, CA
Brooklyn, NY
Lewes, DE
Tulsa, OK
Lafayette, LA
Sellersville, PA
Dannel, LA
Rio Piedras, PR
Los Angeles, CA
Spring Hoot, NC
Van Nuys, CA
Montoursville, PA
Riverside, CA
Oklahoma City, OK
Vancouver, WA
Philadelphia, PA
Dallas, TX
Alhambra, CA
Los Angeles, CA
St Louis, MO
St Louis Park, MN
Cincinnati, OH
Evergreen, NC

NOKES, Matt (99), C, L-R 24 1031/63
NOLAN, Joe (82-95), C, L-R 7 512/51
NOLES, Dick (58), RHP 27 111/356
NORDBROOK, Tim (74-76), F, R-R 43,8 177/49
NORTHUP, Jim (74-75), OF, L-R 2,28 112/439
OATES, Johnny (70, 72), C, L-R 12 121/46
OSANNO, Sherman (83-85), OF, R-R 42 6/58
O'CONNOR, Jack (87), LHP 21 210/33
O'DELL, Billy (54, 56-59), LHP 24,18,36,41 210/33
ODONOHUE, John, Jr. (93), LHP 46 526/69
O'DONOGHUE, John (98), LHP 28 107/33
OERTEL, Chuck (58), OF, L-R 40 31/251
OLIVER, Bob (74), OF-1B, R-R 33 228/43
OLSON, Gregg (88-93), RHP 30 101/156
O'MALLEY, Tom (55-58), 3B, L-R 17 225/60
OQUIST, Mike (93-95), RHP 46,56 530/98
OROSCO, Jesse (95-99), LHP 47 421/57
ORRINO, John (83-85), C, R-R 10,58 5/3182
ORSULAK, Joe (88-92), OF, L-L 6 419/73
OTANZ, Willis (88-99), 3B, R-R 52 419/56
PACELLA, John (84), RHP 41 915/56
PAGANI, Dave (78), RHP 30 811/59
PAGLARO, Mike (93), 3B, L-R 13 51/60
PALCA, Erv (55-56), RHP 16 2/926
PALMER, Ed (65-67, 93-94), RHP 22 1015/46
PALMER, Rafael (84-86), LHP 25 92/456
PAPA, John (61-62), RHP 39 125/40
PAPPAS, Sam (57-59), RHP 26 14 91/39
PARRISH, John (93), LHP 26,14 98/82
PARROTT, Mike (77), RHP 32 6/2734
PARENT, Mark (92-93, 96), C, R-R 21,30 107/757
PARIS, Kelly (85-86), F, S-R 53 1128/77
PARROTT, Mike (77), RHP 32 12/654
PATTON, Tom (57), C, R-R 10 91/505
PETERSON, Carl (93-95), OF, L-L 21 91/234
PENNA, Orlando (71, 73), RHP 17 111/733
PERAZA, Oscar (88), RHP 29,47 414/69
PETERSON, Carl (93-95), OF, L-L 8 423/25
PHELPS, Dave (55-58, 93-95), OF-1B, S-R 4,22 516/20
PICKERIN, Calvin (98-99), 1B, L-L 36 47/52
PILARCIC, Al (57-60), OF, L-L 6 92/976
PILLETTE, Duane (54-56), RHP 2 73/30
PINELLA, Lou (84), OF, R-R 26 7/422
POLONIA, Luis (96), OF, L-L 29 828/43
POLSON, Sidney (84), RHP 26 12/048
POOLE, Jim (91-94), LHP 43 112/76
POPE, Dave (55-56), OF, L-R 45 42/886
POPE, Dave (55-56), OF, L-R 3 617/29
PORTOCARRERO, Arnie (58-60), RHP 17,24 75/31
POTWELL, John (60-74), 1B, L-R 26,16,30 817/41
POWERS, John (80), OF, L-L 20 7/323
POWIS, Carl (57), OF, R-R 42 11/128
PRICE, Joe (90), LHP 23 112/856
PYBURN, Jim (55-57), OF, R-R 8 11/132
QUICK, Art (82), LHP 27,15 411/38
QUICK, Jamie (89), C, L-R 19 1022/54
RAMIREZ, Alan (93), RHP 42,36 51/57
RAPP, Paul (00), RHP 34 71/387
RAYFORD, Floyd (80, 82, 84-87), 3B, C, R-R 9,6 122/67
REBOULET, Jeff (97-99), INF, R-R 36 40/504
REINACH, Mike (74), OF, L-R 9 86/49
RENNETT, Merv (68-73), OF, R-R 14 98/43
REYES, Al (99-00), RHP 32 410/71
REYNOLDS, Bob (72-75), RHP 34 121/467
REYNOLDS, Harold (83), 2B, S-R 25 112/664
RHODES, Arthur (91-99), LHP 53 1024/89
RICE, Dan (50), C, R-R 33 1027/22
RICHARD, Chris (00), IF, L-L 38 67/74
RICHETT, Pete (67-71), LHP 24 1023/38
RILEY, Matt (99), LHP 28 82/73
RINER, Jeff (79), LHP 43 73/55
RIPKEN, Bill (87-92, 96), 2B, R-R 3,7 121/684
RIPKEN, Cal Jr. (81-), SS, R-R 8 82/480
RIVERA, Luis (00), RHP 60 621/76
ROBERTS, Robin (62-65), RHP 38 903/26
ROBINSON, Brooks (55-73), 3B, R-R 5,34,21,6 518/37
ROBINSON, Earl (81-82, 84), OF, R-R 14,34 113/56
ROBINSON, Frank (66-71), OF, R-R 37 121/520
ROBINSON, Jeff M. (91), RHP 20 831/35
ROBINSON, Jeff M. (91), RHP 34 121/451
ROBLE, Sergio (72-73), C, R-R 30,10,51 416/46
RODRIGUEZ, Aurelio (83), 3B, R-R 8 122/647
RODRIGUEZ, Victor (84), 2B, R-R 39 322/73
RODRIGUEZ, Vic (84), 2B, R-R 2 71/481
ROENICK, Gary (78-85), OF, R-R 35 122/54
ROGOVIN, Saul (55), RHP 27 101/203
ROSMAN, Melvin (57), C, S-R 50 525/73
ROWEN, Wade (88), 3B, R-R 11 97/80
ROWE, Ken (94-95), RHP 17,35 1231/33

San Diego, CA
St Louis, MO
Charlotte, NC
Baltimore, MD
Brentwood, MI
Sylvia, NC
Bocas del Tor, PANAMA
Tusca Valley, CA
Newberry, SC
Whitney, SC
Wilmington, DE
Kansas City, MO
Coffeyville, KS
Shreveport, LA
Scraper, NE
Orange, NJ
Santa Barbara, CA
Teaneck, NJ
Glen Ridge, NJ
Vega Baja, PR
Vega Baja, PR
Brooklyn, NY
Nipawin, SASK
Medford, MA
Lomita, CA
New York, NY
Havana, Cuba
Bridgport, CT
Detroit, MI
Covelo, SPAIN
Hartford, CT
Encino, CA
Lancaster, PA
Oxnard, CA
Honey Brook, PA
Alhambra, CA
Victoria de las Tunas, CUBA
Salern, IN
Puerto Capello, VZ
Portland, OR
Paris, TX
Bullimore, MD
St Thomas, Virgin Islands
Whiting, IN
Detroit, MI
Tampa, FL
Santiago City, DR
Ncord, Aruba
Rochester, NY
Talladega, AL
New York, NY
Lakeland, FL
Birmingham, AL
Philadelphia, PA
Ingleswood, CA
Fairfield, AL
Providence, RI
Whittier, CA
Victoria, TX
Sulphur, LA
Columbia, MD
Dayton, OH
San Diego, CA
Ft. Mill, SC
San Cristobal, DR
Seattle, WA
Eugene, OR
Waco, TX
Portsmouth, OH
San Diego, CA
Ft. Worth, TX
Palm Springs, CA
Oakley, CA
Nottingham, PA
Fallston, MD
Riverside, MD
Havre de Grace, MD
Cihuahua, Mexico
Springfield, IL
Little Rock, AR
New Orleans, LA
Paris, TX
Beaumont, TX
Ventura, CA
Magdalena, MEX
Cananea, MEX
San Pedro de Macoris, PR
New York, NY
Covina, CA
Brooklyn, NY
Santo Domingo, DR
Riverside, NY
Ferdale, MI

San Diego, CA
St Louis, MO
Aston, PA
Baltimore, MD
Poniat, MI
Colonial Heights, VA
Changunola, PANAMA
Tusca Valley, CA
Newberry, SC
Whitney, SC
Elton, MO
Elkton, MD
Nashbury, MI
Linda, CA
Reisterstown, MD
Montoursville, PA
La Junta, CO
Paway, CA
Bornton Beach, FL
Cockeysville, MD
Vega Baja, PR
Wesleyville, OH
Nipawin, Sask, CAN
Wilmington, MA
Died 529/82 (54)
Brooklands, MD
Arlington, TX
Huntington, CT
Beecher, IL
Lutz, FL
San Diego, CA
Wesleyville, OH
Lancaster, PA
Lyons, CO
Honey Brook, PA
Lancaster, PA
Miami, FL
Salern, IN
Puerto Capello, VZ
Sacramento, CA
Paris, TX
Stuart, FL
Tampa Terrace, FL
Schererville, IN
San Jose, CA
Alhambra, NJ
Santiago City, DR
Baltimore, MD
Elkton City, MD
Cleveland, OH
Died 72/186 (55)
Key West, FL
Birmingham, AL
Crosby, TX
Jasper, AL
Owensboro, CT
Owensboro, CT
Whittier, CA
Victoria, TX
Sulphur, LA
Columbia, MD
Dayton, OH
San Diego, CA
Ft. Mill, SC
San Cristobal, DR
Seattle, WA
Eugene, OR
Waco, TX
Portsmouth, OH
San Diego, CA
Ft. Worth, TX
Palm Springs, CA
Oakley, CA
Nottingham, PA
Fallston, MD
Riverside, MD
Havre de Grace, MD
Cihuahua, Mexico
Springfield, IL
Little Rock, AR
New Orleans, LA
Paris, TX
Beaumont, TX
Ventura, CA
Magdalena, MEX
Cananea, MEX
San Pedro de Macoris, PR
New York, NY
Covina, CA
Brooklyn, NY
Santo Domingo, DR
Riverside, NY
Ferdale, MI

ROYSTER, Willie (81), C, R-R	59	4/11/54	Clarksville, VA	Washington, DC
ROZNOVSKY, Vic (66-87), C, L-R	23	10/19/38	Shiner, TX	Fresno, CA
RUDOLPH, Ken (77), C, R-R	12	12/28/46	Rockford, IL	Mesa, AZ
RYAN, B.J. (19), LHP	52	12/28/75	Rosser City, LA	Benton, LA
SABO, Chris (54), IF-OF, R-R	17	1/18/82	Detroit, MI	Sarasota, FL
SACKINSKY, Brian (36-), RHP	57	6/22/71	Pittsburgh, PA	Bethel Park, CA
SAKATA, Lenn (80-85), IF, R-R	12	6/29/54	Honolulu, HI	Merced, CA
SALMON, Ruffalo Chico (88-72), IF, R-R	30	12/2/38	Coton, PANAMA	Died 11/7/00 (81)
SANCHEZ, Orlando (84), C, L-R	41	9/7/58	Canovanas, PR	Canovanas, PR
SAVERINE, Bob (58-84), IF-OF, S-R	33.12	6/24/41	Nowalk, CT	Stanford, CT
SCARBONE, Steve (82-93), IF, R-R	27	4/11/66	Anaheim, CA	Anaheim, CA
SCHALLOCK, Art (55), LHP	20	4/25/24	Mill Valley, CA	Novato, CA
SCHERRER, Bill (88), LHP	37	1/20/58	Tonawanda, NY	Tampa, FL
SCHILLING, Curt (88-90), RHP	43	11/14/66	Anchorage, AK	Phoenix, AZ
SCHMIDT, Dave (87-89), RHP	24	4/22/57	Niles, MI	Agoura, CA
SCHMITZ, Johnny (58), LHP	40	11/27/20	Wausau, WI	Wausau, WI
SCHNEIDER, Jeff (81), LHP	57	12/5/52	Bremerton, WA	Geneseo, IL
SCHU, Rick (88-89), 3B, R-R	16	7/23/47	Philadelphia, PA	Carmichael, CA
SCOTT, Ralph Mickey (72-73), LHP	25.13	12/26/32	Weimer W. Germany	Binghamton, NY
SEBRIST, Karl (58), IF, R-R	8, 4	4/14/31	Greenville, TX	Lubbock, TX
SEGUL, David (80-83), 1B-OF, S-L	21	7/19/66	Kansas City, KS	Kansas City, KS
SEVERINSEN, Al (69), RHP	18	11/8/44	Brooklyn, NY	Baldwin, NY
SHEETS, Larry (84-86), OF-OF, L-R	18.19	12/8/59	Stanton, KY	Lufkinville, MD
SHELDON, John (81-87), OF, S-R	37	2/23/58	Lexington, KY	Lexington, KY
SHEPHERD, Keith (90), RHP	27.45	12/1/88	Wabash, IN	Wabash, IN
SHEPHERD, Barry (84-86), OF, L-R	40	7/8/38	Baltimore, MD	Towson, MD
SHELDON, Tommy (80), IF, L-R	1	6/14/64	Fairfax, VA	Dewon, PA
SHOPAY, Tom (71-72, 75-77), OF, L-R	28	2/21/45	Bristol, CT	Miami, FL
SHORT, Billy (82-86), LHP	30.24	1/27/37	Kington, NY	Sarasota, FL
SIEBERN, Norm (64-85), 1B, L-R	7	7/28/33	St. Louis, MO	Naples, FL
SIMMONS, Nelson (77), OF, S-R	42	6/27/63	Washington, DC	San Diego, CA
SINGLETON, Ken (75-84), OF, S-R	29	6/10/47	New York, NY	Lutherville, MD
SISK, Doug (88), RHP	39	9/28/57	Rantion, WA	Tacoma, WA
SKAGGS, Dave (77-80), C, R-R	8	6/12/51	San Jose, CA	Norco, CA
SLEATER, Lou (58), LHP	19	9/6/26	St. Louis, MO	Towson, MD
SLOCUM, Heathcliff (93), RHP	51	6/7/86	Brooklyn, NY	Orlando, FL
SMITH, Al (63), OF, R-R	16	7/12/28	Kinross, MD	Chicago, IL
SMITH, Billy (77-79), 2B, S-R	2	7/14/53	Hoope, LA	Austin, TX
SMITH, Dwight (94), OF, L-R	24	11/8/83	Tallahassee, FL	Fairburn, GA
SMITH, Hal (55-56), C, R-R	22	12/7/30	West Franklin, IL	Houston, TX
SMITH, Lee (54), RHP	47	12/4/57	Jamestown, LA	Caster, LA
SMITH, Lonnie (53), OF, R-R	36	12/22/55	Chicago, IL	Atlanta, GA
SMITH, Mark (84-89), OF, R-R	34.61	5/7/70	Pasadena, CA	Arceida, CA
SMITH, Texas Mike (89-90), RHP	41	10/31/63	San Antonio, TX	San Antonio, TX
SMITH, Nate (52), C, R-R	47	4/28/55	Chicago, IL	Chicago, IL
SMITH, Pete (88), RHP	26.56	2/27/66	Waymouth, MA	Smyrna, GA
SMITH, Roy (91), RHP	43	9/8/81	Mt. Vernon, NY	Mt. Vernon, NY
SNELL, Nate (84-86), RHP	36	8/2/52	Orangeburg, SC	Vance, SC
SNYDER, Russ (51-57), OF, L-R	9	6/22/34	Oak, NE	Nelson, NE
SPURGEON, Jay (02-), RHP	29	7/5/76	West Covina, CA	Coarsesgold, CA
STANHOUSE, Don (78-79, 82), RHP	26	2/12/51	DuQuoin, IL	Dallas, TX
STANICEK, Pete (83-88), IF-OF, S-R	12.17	4/18/83	Harvey, IL	Dallas, TX
STANRETT, Herm (83-85), RHP	24	12/10/38	Statesville, NC	Statesville, NC
STEFERO, John (83-86), C, L-R	9.21	9/22/59	Sumter, SC	Pasadena, MD
STEPHENS, Gene (80-81), OF, L-R	8	12/20/33	Graville, AR	Oklahoma City, OK
STEPHENS, Vern (84-85), 3B, R-R	4	10/23/20	McAlester, NM	Died 11/3/88 (45)
STEPHENSON, Earl (77-78), LHP	52	7/31/47	Benson, NC	Tampa, FL
STEPHENSON, Garrell (96), RHP	52	12/72	Takoma Park, MD	Kimberly, ID
STEWART, Sammy (76-83), RHP	53	10/28/54	Asheville, NC	Swannanoa, NC
STILLMAN, Royle (75-79), 1B-OF, L-L	15	1/25/51	San Jose, CA	Westminster, CA
STOCK, Wes (58-64), RHP	27.18	4/10/34	Longview, WA	Tacoma, WA
STODDARD, Tim (78-83), RHP	49	12/4/53	East Chicago, IN	Barrington, IL
STONE, Dean (83), LHP	22	9/15/50	Madison, IL	Silve, IL
STONE, Jeff (89), OF, L-R	1	12/29/80	Kennett, MO	Lindenwald, NJ
STONE, Steve (79-81), RHP	21.32	7/14/47	Eucide, OH	Scottsdale, AZ
STUART, Martin (54), RHP	26	8/8/18	Paragould, AR	Died 6/9/94 (75)
SUNDIN, Gordon (56), RHP	24.27	10/10/37	Minneapolis, MN	Estero, FL
SUNTHOFF, B.J. (56-60), IF-OF, L-R	17	8/4/64	Bronx, NY	Franklin, NY
SUTCLIFFE, Rick (82-83), RHP	40	6/21/58	Independence, MO	Lee's Summit, MO
SWAGGERTY, Bill (83-86), RHP	32	12/5/58	Sanford, FL	Westminster, MD
TACKETT, Jeff (91-94), C, R-R	41	12/1/85	Fresno, CA	Cockeysville, MD
TARASCO, Tony (66-67), OF, L-R	1.343	12/9/70	New York, NY	Santa Monica, CA
TASBY, Willie (58-60), OF, R-R	44	18/03	Shreveport, LA	Plant City, FL
TAVAREZ, Jesus (88), OF, S-R	32	3/20/71	Santo Domingo, PR	Santo Domingo, PR
TAYLOR, Don (80), RHP	46	8/11/58	Abington, PA	Bensalem, PA
TAYLOR, Joe (58-59), OF, L-L	27	3/2/26	Alhambra, CA	Pittsburgh, PA
TELFORD, Anthony (80-93), RHP	21	3/6/66	San Jose, CA	San Jose, CA
TEMPLE, Johnny (82, 25, R-R)	14	8/8/68	Lexington, NC	Died 11/9/94 (88)
TETTERTON, Mickey (85-90), C, S-R	14	9/18/60	Oklahoma City, OK	Scottsdale, AZ
THOMAS, Vanny (60), C, R-R	41	10/21/28	Santurce, PR	Santurce, PR
THOMSON, Bobby (80), OF, R-R	35	10/25/23	Glasgow, SCOTLAND	Wichitung, NY
THRONEDERRY, Mary (81-82), 1B, L-L	9	9/2/53	Collierville, TN	Died 6/23/94 (60)
THURMOND, Mark (88-89), LHP	21	9/2/56	Houston, TX	Kelly, TX
TIBBS, Jay (88-90), RHP	53.50	14/62	Birmingham, AL	Trussville, AL
TILLY, Mike (95), RHP	40	3/10/85	Midland, TX	Olemaer, FL
TORREZ, Mike (75), RHP	24	9/28/48	Topeka, KS	White Plains, NY
TRABER, Jim (84, 98, 98-89), 1B, L-L	12	12/26/81	Columbus, OH	Tulsa, OK
TRIANDOS, Gus (55-62), C, R-R	11	7/30/30	San Francisco, CA	San Jose, CA
TROMBLEY, Mike (80-), RHP	28	4/14/87	Springfield, MA	St. Myers, FL
TROUT, Paul Dizzy (57), RHP	24	6/29/15	Sandcut, IN	Died 2/28/72 (56)



TURLEY, Bob (54), RHP	33	9/19/30	Troy, IL	Maroo Island, FL
TURNER, Shane (91), IF, L-R	28	1/8/63	Los Angeles, CA	Chino Hills, CA
UNDERWOOD, Tom (84), LHP	42	12/22/33	Kokomo, IN	Lauderhill, FL
VALENTINE, Fred (58, 63, 68), S-R	27	1/18/35	Clarksdale, MS	Wassington, DC
VALENZUELA, Fernando (93), LHP	34	11/1/60	Navajoa, Sonora MEXICO	Tucson, AZ
VAN GORDER, Dave (97), C, R-R	49.14	3/27/57	Los Angeles, CA	Chesterfield, MO
VAN SLYKE, Andy (35), OF	16	12/21/00	Utica, NY	Left Hand, WY
VINEYARD, Dave (64), RHP	26	2/23/41	Clay, WV	Glendale, AZ
VIRGL, Cotte (82), 3B, R-R	34	5/17/33	Monroeville, PA	Sarasota, FL
VOGT, Jack (82-85), OF, R-R	28	5/17/89	Cambridge, MA	Died 9/15/72 (53)
WATKINS, Eddie (54-55), 1B, L-L	3.3	3/4/19	Douglas, GA	Douglas, GA
WALKER, Greg (80), 1B, L-R	35	10/6/59	Ada, OK	Ada, OK
WALKER, Jerry (57-60), RHP	41.39	2/12/39	Coweta County, GA	Fairburn, GA
WALTON, Jerome (97), OF, R-R	1.37	7/8/85	Montreal, QUE	Lake Oswego, OR
WARD, Pete (62), OF, L-R	28	7/28/39	Dallas, TX	Houston, TX
WARWICK, Carl (85), OF, R-L	23	2/27/37	New Orleans, LA	New Orleans, LA
WASHINGTON, Ron (87), IF, R-L	39	4/29/82	Lemore, IA	North Bend, NE
WATT, Eddie (66-73), RHP	47	2/10/85	Charlotte, NC	Fayetteville, GA
WEBSTER, Lenny (97-98), CA, R-R	51	2/3/57	Atlanta, TX	Large Vista, TX
WELCH, Don (82-83), RHP	36	5/20/83	Torrance, CA	Palm Harbor, FL
WELLS, David (58), LHP	15	9/8/58	St. Louis, MO	St. Louis, MO
WERLEY, George (59), RHP	20	2/9/25	York, PA	Died 7/7/83 (58)
WERTZ, Vic (54), 1B-OF, L-R	14	11/18/20	Girdley, CA	Sacramento, CA
WESTLAKE, Wally (55), OF, R-R	5	3/28/61	Flint, MI	Mayville, MI
WESTON, Michael Mickey (86-90), RHP	11.28	6/13/52	Los Angeles, CA	Mt. Clemens, MI
WHITT, Ernie (91), C, L-R	2	2/17/58	Rio Vista, CA	Died 1/6/91 (32)
WIGGINS, Alan (85-87), 2B, S-R	17	4/12/22	Sarasota, FL	Carmichael, CA
WIGHT, Bill (65-67), LHP	15	7/28/23	Hunterville, IN	Sugar Land, TX
WILHELM, Hoyt (58-62), RHP	55	2/15/69	Brooklyn, NY	Indianapolis, IN
WILLIAMS, Brian (87-), RHP	39	5/7/78	St. Louis, MO	Las Vegas, NV
WILLIAMS, Dallas (81), OF, L-L	23	7/14/48	Newark, NJ	Montclair, NJ
WILLIAMS, Dick (56-57, 59, 81-82) OF-IF, R-R	32	7/21/59	Corpus Christi, TX	Timonium, MD
WILLIAMS, Earl (73-74), C-1B, R-R	36	2/20/22	San Diego, CA	Died 9/2/86 (84)
WILLIAMSON, Mark (87-93), RHP	3.25	4/17/85	Akron, OH	Medina, OH
WILSON, Jim (55-56), RHP	3	8/18/22	Los Angeles, CA	Glendale, AZ
WOODLING, Gene (55, 58-60), OF, L-R	36	7/5/67	Campina Del Sebo, DR	San Pedro De Macoris, DR
WORTHINGTON, Craig (88-91), 3B, R-R	43	6/22/74	Granite, MD	Died 1/20/85 (80)
WORRELL, Tim (00), RHP	5	3/20/80	Oakland, CA	Rancho Murieta, CA
YAK, Eusebio (86-97), RHP	47.24	4/14/71	Glendale, CA	Glencoe, CA
YOUNG, Bobby (54-56), 2B, L-R	14	8/8/88	Van Nuys, CA	Newhall, CA
YOUNG, Mike (82-87), OF, S-R	42	8/28/38	San Francisco, CA	Burlingame, CA
ZALIN, George (85-86), C, S-R	35	8/20/24	Holland, MI	Tampa, AZ
ZELLE, Todd (96), 3B, R-R				
ZUPPO, Frank "Noodles" (57-58, 61), C, L-R				
ZUVERINK, George (55-59), RHP				

EUTAW STREET HOME RUNS

Of the 25 home runs hit onto the Eutaw Street promenade since Camden Yards opened in 1992, 11 of them have been hit by Orioles, including four by Rafael Palmeiro and three by Brady Anderson.

Date	Player	Team	Pitcher	Team	Distance
Apr. 20, 1992	Mickey Tettleton	Dat	Ben McDonald	Orioles	406
May 5, 1992	Kevin Romer	Tex	Jose Mesa	Orioles	343
May 23, 1992	Lee Stevens	Cal	Rick Sutcliffe	Orioles	430
Apr. 24, 1994	Ken Griffey, Jr.	Sea	Brad Pennington	Orioles	424
June 5, 1995	Kevin Bass	Orioles	Schomon Torres	Sea	409
Apr. 3, 1996	Rafael Palmeiro	Orioles	Mark Quinica	KC	412
Apr. 27, 1996	Brady Anderson	Orioles	Bobby Wall	Tex	380
Apr. 30, 1998	Paul O'Neill	NY	Arthur Rhodes	Orioles	431
July 7, 1998	Mo Vaughn	Bos	Scott Erickson	Orioles	440
July 28, 1998	Jim Thome	Cle	Mike Mussina	Orioles	442
Aug. 14, 1998	Eddie Murray	Orioles	Jeff O'Quinn	Mal	384
Sept. 8, 1998	Bobby Bonilla	Orioles	Jose Lima	Dat	405
Apr. 11, 1997	Rafael Palmeiro	Orioles	Eric Gunderson	Tex	411
Apr. 11, 1997	Rafael Palmeiro	Orioles	Eric Voisberg	Tex	408
May 13, 1997	Henry Rodriguez	Mon	Scott Kamieniecki	Orioles	443
June 17, 1997	Brady Anderson	Orioles	Chad Ogea	Cle	405
May 30, 1998	Lee Stevens	Tex	Sidney Ponson	Orioles	415
June 21, 1998	Carlos Delgado	Tor	Sidney Ponson	Orioles	415
July 24, 1998	Rafael Palmeiro	Orioles	Bill Sewell	Sea	410
Apr. 20, 1999	Brady Anderson	Orioles	Jeff Suppan	KC	425
June 22, 1999	Troy O'Leary	Bos	Sidney Ponson	Orioles	413
Aug. 8, 1998	Delino DeShields	Orioles	Brian Moeckler	Dat	420
Sept. 5, 1999	Jim Thome	Cle	Sidney Ponson	Orioles	420
Sept. 23, 1999	Mark Stairs	Oak	Sidney Ponson	Orioles	423
May 11, 2000	Carl Everett	Bos	Jose Mercedes	Orioles	429

ORIOLES STANDINGS 1954-2000

YEAR	WON	LOST	PCT	GB/GA	PLACE	MANAGER(S)
2000	74	86	.457	13	4th	Mike Hargrove
1999	76	84	.481	20	4th	Ray Miller
1998	75	83	.469	35	4th	Ray Miller
1997	88	64	.605	(2)	1st	Davey Johnson
1996	88	74	.543	4	2nd	Davey Johnson
1995	71	73	.493	15	3rd	Phil Regan
1994	83	49	.563	6 1/2	**2nd	Johnny Oates
1993	85	77	.525	10	T-3rd	Johnny Oates
1992	89	73	.549	7	3rd	Johnny Oates
1991	67	95	.414	24	6th	Frank Robinson/Johnny Oates ⁵
1990	76	85	.472	11-1/2	5th	Frank Robinson
1989	97	75	.537	2	2nd	Frank Robinson
1988	54	107	.335	34-1/2	7th	Ripken Sr./Frank Robinson ⁴
1987	67	95	.414	31	6th	Cal Ripken Sr.
1986	73	89	.451	22-1/2	7th	Earl Weaver
1985	83	78	.516	16	4th	Alto/Earl Weaver ³
1984	95	77	.575	19	5th	Joe Altobelli
1983	90	64	.585	(6)	1st	Ripken Sr./Earl Weaver ³
1982	94	68	.580	1	2nd	Earl Weaver
1981	59	46	.562	1	*2nd	Earl Weaver
1980	100	62	.617	3	2nd	Earl Weaver
1979	102	57	.642	(8)	1st	Earl Weaver
1978	90	71	.559	9	4th	Earl Weaver
1977	97	64	.602	2	2nd	Earl Weaver
1976	88	74	.543	10-1/2	2nd	Earl Weaver
1975	90	68	.566	4-1/2	2nd	Earl Weaver
1974	91	52	.622	(2)	1st	Earl Weaver
1973	97	65	.599	(8)	1st	Earl Weaver
1972	80	74	.519	8	3rd	Earl Weaver
1971	101	57	.639	(12)	1st	Earl Weaver
1970	108	54	.667	(15)	1st	Earl Weaver
1969	109	53	.673	(10)	1st	Earl Weaver
1968	91	71	.562	12	2nd	Hank Bauer/Earl Weaver ²
1967	76	85	.472	15-1/2	T-6th	Hank Bauer
1966	97	63	.606	(9)	1st	Hank Bauer
1965	94	68	.580	8	3rd	Hank Bauer
1964	97	65	.599	2	3rd	Hank Bauer
1963	86	76	.531	18-1/2	4th	Billy Hitchcock
1962	77	85	.475	19	7th	Billy Hitchcock
1961	95	67	.586	14	3rd	Paul Richards/Luman Harris ³
1960	89	65	.578	8	2nd	Paul Richards
1959	74	60	.551	20	6th	Paul Richards
1958	74	79	.484	17-1/2	6th	Paul Richards
1957	76	76	.500	21	5th	Paul Richards
1956	69	85	.448	28	8th	Paul Richards
1955	57	97	.370	39	7th	Paul Richards
1954	54	100	.351	57	7th	Jimmy Dykes
TOTALS	3,927	3,477	.530			

* - First Half: 31-23, .574; 2 GB. Second Half: 28-23, .543; 2 GB

** - Strike on August 12, 1984 caused suspension of the rest of the season (no post-season play)

*** - Qualified for post-season as American League Wild Card

1- Tie in standings ('93 with Detroit; '67 with Washington)

5-Oates (84-71) replaced Robinson (13-24) on May 23

4-Robinson (54-40) replaced Ripken (34-6) on Apr. 12

5-Alto/Earl Weaver (29-26) was relieved after June 12 game; Ripken (1-0) managed June 13; Weaver (53-52) took over June 14

2-Weaver (48-34) replaced Bauer (43-37) on July 11

1-Harris (17-10) replaced Richards (78-57) on Sep. 1

ORIOLES HOME RUN AND RBI RECORDS BY POSITION

Pos	Player	HR	Yr	Pos	Player	RBI	Yr
1B	Jim Gentile	45(46)	'61	1B	Rafael Palmeiro	142	'96
2B	Roberto Alomar	20(22)	'96	2B	Roberto Alomar	84(94)	'96
3B	Brooks Robinson	28	'64	3B	Brooks Robinson	118	'64
SS	Cal Ripken Jr.	34	'91	SS	Cal Ripken Jr.	114	'91
LF	Boog Powell	39	'64	LF	B.J. Surhoff	100(107)	'99
CF	Brady Anderson	30	'96	CF	Brady Anderson	105(110)	'96
RF	Frank Robinson	47(49)	'66	RF	Frank Robinson	117(122)	'66
C	Gus Triandos	30	'58	C	Chris Hoiles	32	'93
P	Jack Harshman	6	'58	P	Jack Harshman	14	'58
DH	Lee May	25	'78	DH	Towmy Davis	63(89)	'73

*HR & RBI at that position only; Total HR/RBI for season in parentheses

ORIOLES HOME-ROAD RECORD 1954-2000

Year	HOME			Pct.	ROAD			Year
	Won	Lost	Won		Lost	Pct.		
1954	32	45	.415	22	55	.286	1954	
1955	30	47	.390	27	50	.351	1955	
1956	41	36	.532	38	49	.438	1956	
1957	42	33	.560	28	43	.442	1957	
1958	46	31	.597	34	48	.368	1958	
1959	38	39	.494	36	41	.468	1959	
1960	44	33	.571	45	32	.584	1960	
1961	48	33	.593	47	34	.580	1961	
1962	44	39	.537	33	47	.413	1962	
1963	48	33	.593	38	43	.469	1963	
1964	49	32	.605	48	33	.593	1964	
1965	46	33	.582	48	35	.578	1965	
1966	48	31	.608	49	32	.605	1966	
1967	35	42	.455	41	43	.488	1967	
1968	47	33	.588	44	38	.537	1968	
1969	60	21	.741	49	32	.605	1969	
1970	69	22	.758	49	32	.605	1970	
1971	53	24	.688	48	33	.593	1971	
1972	38	39	.494	42	35	.545	1972	
1973	50	31	.617	47	34	.580	1973	
1974	46	35	.568	45	36	.556	1974	
1975	44	33	.571	46	36	.561	1975	
1976	42	39	.519	48	35	.568	1976	
1977	54	27	.667	43	37	.538	1977	
1978	51	30	.628	39	41	.488	1978	
1979	55	24	.696	47	33	.586	1979	
1980	50	31	.617	50	31	.617	1980	
1981	33	22	.600	29	24	.520	1981	
1982	53	28	.654	41	40	.506	1982	
1983	50	31	.617	48	33	.593	1983	
1984	44	37	.543	41	40	.506	1984	
1985	45	36	.556	38	42	.475	1985	
1986	37	42	.468	36	47	.438	1986	
1987	31	51	.378	36	44	.450	1987	
1988	34	46	.425	20	61	.247	1988	
1989	47	34	.580	40	41	.494	1989	
1990	39	40	.484	37	45	.451	1990	
1991	33	48	.407	34	47	.420	1991	
1992	43	38	.531	37	35	.568	1992	
1993	48	33	.593	46	34	.574	1993	
1994	28	27	.509	35	22	.614	1994	
1995	36	36	.500	35	37	.488	1995	
1996	43	38	.531	45	36	.556	1996	
1997	46	35	.568	52	29	.642	1997	
1998	42	39	.519	37	44	.457	1998	
1999	41	40	.506	37	44	.457	1999	
2000	44	37	.543	30	51	.370	2000	
TOTALS	2057	1633	.557	1870	1844	.504	TOTALS	

at Memorial Stadium:
1686 1310 .563

at Oriole Park at Camden Yards:
371 323 .535

MOST VALUABLE ORIOLES, '54-'00

The Louis M. Hatter Most Valuable Oriole Award is presented annually by the Sports Boosters of Maryland, Inc. In 2000, Delino DeShields earned the honor as the Orioles' MVP, becoming the 29th different player to win the award in the club's 47 seasons. Eddie Murray (7), Brooks Robinson (4), Cal Ripken (4), Frank Robinson (3) and Rafael Palmeiro (3) are the only players to win the award more than twice.

The Sports Boosters initiated the MVO award when the Orioles returned to the majors in 1954. Several years ago, they renamed the award in memory of Hatter, the distinguished and lovable "dean" of Baltimore baseball writers who covered the Orioles for The Sun for 27 years.

The award winner is selected through a vote of writers and broadcasters who cover the O's on a regular basis. There have been four ties, and no award was given in 1994.

MOST VALUABLE ORIOLES, '54-'00

1954-Chuck Diering (OF)	1971-B. Robby (3B)/F. Robby (OF)	1989-E. Murray (1B)/C. Ripken (SS)
1955-Dave Philley (OF)	1972-Jim Palmer (RHP)	1989-Gregg Olson (RHP)
1956-Bob Newman (OF)	1973-Jim Palmer (RHP)	1990-Cal Ripken (SS)
1957-Billy Gardner (2B)	1974-Paul Blair (OF)/Mike Cuellar (LHP)	1991-Cal Ripken (SS)
1958-Gus Trandoss (C)	1975-Ken Singleton (OF)	1992-Mike Devereaux (OF)
1959-Gene Woodling (OF)	1976-Lee May (1B)	1993-Chris Hoiles (C)
1960-Brooks Robinson (3B)	1977-Ken Singleton (OF)	1994-No award given
1961-Jim Gentile (1B)	1978-Eddie Murray (1B)	1995-Rafael Palmeiro (1B)
1962-Brooks Robinson (3B)	1979-Ken Singleton (OF)	1996-Rafael Palmeiro (1B)
1963-Slu Miller (RHP)	1980-Al Bumbry (OF)	1997-Randy Myers (LHP)
1964-Brooks Robinson (3B)	1981-Eddie Murray (1B)	1998-Rafael Palmeiro (1B)
1965-Slu Miller (RHP)	1982-Eddie Murray (1B)	1999-B.J. Surhoff (OF)
1966-Frank Robinson (OF)	1983-E. Murray (1B)/C. Ripken (SS)	2000-Delino DeShields (2B/OF)
1967-Frank Robinson (OF)	1984-Eddie Murray (1B)	
1968-Dave McNally (LHP)	1985-Eddie Murray (1B)	
1969-Boog Powell (1B)	1986-Don Asse (RHP)	
1970-Boog Powell (1B)	1987-Larry Sheets (OF)	

ORIOLES MAJOR AWARD WINNERS

Most Valuable Player, AL (BBWAA): Brooks Robinson ('64), Frank Robinson ('66), Boog Powell ('70), Cal Ripken Jr ('83 and '91).

Cy Young Award, AL (BBWAA): Mike Cuellar ('69 tied with Denny McLain), Jim Palmer ('73, '75, '76); Mike Flanagan ('79), Steve Stone ('80).

Manager of the Year (BBWAA): Frank Robinson ('89), Davey Johnson ('97).

Manager of the Year, Major League (TSN): Hank Bauer ('66), Earl Weaver ('77, '79), Frank Robinson ('89), Johnny Oates ('93).

Manager of the Year, AL (API): Paul Richards ('60), Hank Bauer ('64, '66), Earl Weaver ('73, '77, '79), Frank Robinson ('89).

Manager of the Year, AL (UPI): Earl Weaver ('79), Joe Altobelli ('83), Frank Robinson ('89).

Rookie of the Year, AL (BBWAA): Ron Hansen ('60), Curt Blefary ('65), Al Bumbry ('73), Eddie Murray ('77), Cal Ripken Jr ('82), Gregg Olson ('89).

Rookie of the Year, AL (TSN): Ron Hansen ('60), Curt Blefary ('65), Al Bumbry ('73), Cal Ripken ('82), Craig Worthington ('89).

Rookie Pitcher of the Year, AL (TSN): Wally Bunker ('64), Tom Phoebus ('67), Mike Boddicker ('83).

Player of the Year, AL (TSN): Brooks Robinson ('64), Frank Robinson ('66), Cal Ripken Jr ('83 and '89).

Player of the Year, AL (Baseball America): Cal Ripken Jr ('83 & '91).

Pitcher of the Year, AL (TSN): Chuck Estrada ('60), Jim Palmer ('73, '75, '76), Mike Flanagan ('79), Steve Stone ('80).

Player of the Year, Major League (TSN): Frank Robinson ('66), Cal Ripken Jr ('83 and '89).

Executive of the Year, Major League (TSN): Harry Dalton ('70), Hank Peters ('79), Roland Hemond ('89).

Executive of the Year, Major League (UPI): Hank Peters ('79), Roland Hemond ('89).

Roberto Clemente Award (Commissioner's Office): Presented annually to player who best typifies the game of baseball, both on and off the field—Brooks Robinson ('72), Ken Singleton ('82), Cal Ripken Jr ('92), Eric Davis ('97).

Joe Cronin Award (AL Office): Presented annually to an AL player for significant achievement—Jim Palmer ('76), Brooks Robinson ('77), and Cal Ripken ('95).

Bart Giamatti Caring Award (Baseball Alumni Team): For exceptional devotion and contribution to both Baseball and the Community—Cal Ripken Jr ('90)...It was the first time presented.

Most Valuable Player, World Series: Frank Robinson ('66), Brooks Robinson ('70), Rick Dempsey ('83).

Most Valuable Player, ALCS (Leland S. MacPhail Jr Award): Mike Boddicker ('83).

Most Valuable Player, All-Star Game (Commissioner's Office): Now known as Arch Ward Memorial Trophy—Billy O'Dell ('58), Brooks Robinson ('66), Frank Robinson ('71), Cal Ripken ('91).

Jack Dunn Memorial Community Service Award: Elrod Hendricks ('87), Ken Singleton ('88), Brooks Robinson ('89), Jim Palmer ('91), Cal Ripken Jr ('95), Eric Davis ('97).

ORIOLES ALL-STAR GAME SELECTEES

1954 Bob Turley (DNP)	1966 Steve Barber (DNP) Andy Elchebarten (DNP) Brooks Robinson (ST) Frank Robinson (ST)	1974 Mike Cuellar (DNP) Bobby Grich Brooks Robinson (ST)	1988 Cal Ripken (ST)*
1955 Jim Wilson (DNP)			1989 Mickey Tettleton Cal Ripken (ST)
1956 George Kell (ST)	1967 Andy Elchebarten (DNP) Brooks Robinson (ST) Frank Robinson (DNP)	1975 Jim Palmer (DNP)	1990 Gregg Olson (DNP) Cal Ripken (ST)
1957 George Kell (ST) Billy Loos Gus Trandoss (DNP)	1968 Dave Johnson Boog Powell Brooks Robinson (ST)	1976 Mark Belanger Bobby Grich (ST)	1991 Cal Ripken (ST)
1958 Billy O'Dell Gus Trandoss (ST)	1969 Paul Blair Dave Johnson* Dave McNally Boog Powell (ST) Brooks Robinson Frank Robinson (ST)	1977 Jim Palmer (ST)* Ken Singleton	1992 Brady Anderson Mike Mussina Cal Ripken (ST)
1959 Billy O'Dell 2 Gus Trandoss (ST)* Jerry Walker (ST)* Hoyt Wilhelm (DNP 1st) Gene Woodling*	1970 Mike Cuellar (DNP) Dave Johnson (ST)* Dave McNally (DNP) Jim Palmer (ST)* Boog Powell (ST) Brooks Robinson Frank Robinson (ST)	1978 Jim Palmer (ST)* Mike Flanagan (DNP) Eddie Murray (DNP)	1993 Mike Mussina (DNP) Cal Ripken (ST)
1960 Chuck Estrada (DNP 2nd) Jim Gentile (DNP 2nd) Ron Hansen (ST both) Brooks Robinson	1971 Don Buford Mike Cuellar Jim Palmer Boog Powell* Brooks Robinson (ST) Frank Robinson (ST)	1979 Ken Singleton Don Stanhouse (DNP)	1994 Mike Mussina Cal Ripken (ST) Lee Smith
1961 Jack Brant (DNP 2nd) Jim Gentile (DNP 2nd) Brooks Robinson (ST both) Hoyt Wilhelm (DNP 2nd)	1972 Pat Dabson (DNP) Bobby Grich (ST)* Dave McNally Jim Palmer (ST)* Brooks Robinson (ST)	1980 Al Bumbry Steve Stone (ST)*	1995 Cal Ripken (ST)
1962 Jim Gentile (ST both) Milt Pappas (both) Brooks Robinson (both) Hoyt Wilhelm *	1973 Pat Dabson (DNP) Bobby Grich (ST)* Dave McNally Jim Palmer (ST)* Brooks Robinson (ST)	1981 Scott McGregor (DNP) Eddie Murray Ken Singleton (ST)	1996 Roberto Alomar (ST) Brady Anderson (ST)* Cal Ripken (ST)
1963 Luis Aparicio Brooks Robinson Steve Barber *	1974 Pat Dabson (DNP) Bobby Grich (ST)* Dave McNally Jim Palmer (ST)* Brooks Robinson (ST)	1982 Ken Singleton (ST)	1997 Roberto Alomar (ST) Brady Anderson (ST) Jimmy Key *** Mike Mussina (DNP) Cal Ripken (ST)
1964 Luis Aparicio Brooks Robinson (ST) Norm Siebern	1975 Eddie Murray (ST) Cal Ripken (ST)	1983 Tippy Martinez (DNP) Eddie Murray Cal Ripken	1998 Roberto Alomar (ST) Rafael Palmeiro Cal Ripken (ST)
1965 Milt Pappas (ST)* Brooks Robinson (ST)	1976 Eddie Murray (ST) Cal Ripken (ST)	1984 Mike Boddicker (DNP) Eddie Murray Cal Ripken (ST)	1999 Harold Baines Mike Mussina Cal Ripken (ST) B.J. Surhoff
	1977 Terry Kennedy (ST)	1985 Eddie Murray (ST) Cal Ripken (ST)	2000 Cal Ripken (ST)* Mike Boddick

Managers: Paul Richards, '61; Hank Bauer, '67; Earl Weaver, '70, '71, '72, '74-76; Joe Altobelli, '84.

* Selected but did not attend due to injury

** Roberto Alomar, Steve Stone who left Yankees after they won pennant in 1980

*** Selected but did not attend—getting married

1-Selected for 1st game only

2-Selected for 2nd game only

* Selected but not elected

++ Hometown Manager

ALL-STAR NOTES

VINTAGE BORDY: SS Mike Bordick was selected to his first All-Star squad and was the Orioles' lone representative at last year's game in Atlanta. Cal Ripken earned election as the American League's starting third baseman but could not attend due to injury, breaking his string of 16 consecutive All-Star starts. Bordick, selected to replace the injured Alex Rodriguez, saw action as the game's first pinch-hitter in the third inning and was robbed of an extra-base hit by St. Louis CF Jim Edmonds in his lone at bat...For Ripken, it marked the 18th time he has been elected or selected to the AL All-Star squad.

ALL-STAR STARTS/APPEARANCES: Ten different Orioles have been elected starters since fan voting was reinstituted in 1969. Cal Ripken has been elected to start the last 17 years, 16 of those by fan vote. Last year he was unable to play because of injury. Other Orioles elected to starting berths are Brooks Robinson (4 times); Roberto Alomar (3 times); Boog Powell & Frank Robinson (2 each); and Bobby Grich, Ken Singleton, Eddie Murray, Terry Kennedy and Brady Anderson (1 each).

ORIOLES ALL-STAR MVPs: The Orioles have had five players who have earned All-Star MVP honors. Roberto Alomar earned the 1998 All-Star MVP award at Denver's Coors Field with a 3-for-4 performance including a HR and a stolen base in the American League's 13-8 win. Alomar, Cal Ripken and Rafael Palmeiro combined for 6 hits, the most by teammates since seven Reds had 7 hits in 1976. Cal Ripken won the MVP Award in 1991 at Toronto's SkyDome, going 2-for-3 with a 3-run homer off former teammate Dennis Martínez and a single off Cy Young-winner Tom Glavine to lead the AL to a 4-2 win. Cal became only the 3rd shortstop to hit an All-Star Game homer, joining Lou Boudreau (42) and Dick McAuliffe (65). In the home run hitting contest the day before the All-Star Game, Cal hit an incredible 12 homers in 22 swings to help the AL to a 20-7 piling of the NL. Frank Robinson's 4th-inning homer at Detroit in the 1971 game put the AL ahead to stay and earned him MVP honors...It was the AL's first All-Star victory since 1962 and its last until 1983. Brooks Robinson won the trophy in St. Louis in 1966, going 3-for-4 with a triple at the plate and 8-for-8 fielding. He was the first player from a losing team to be so honored. Billy O'Dell hurled 3 perfect innings to save the AL's 4-3 win in Baltimore in 1955.

ORIOLES ALL-STAR HOMERS: Roberto Alomar's home run in 1998 was the 5th by an Oriole in All-Star play, joining Cal Ripken (7/9/91 at Toronto off Dennis Martínez, two on), Brooks Robinson (7/11/67 at Anaheim off Fergie Jenkins, none on); Frank Robinson (7/13/71 at Detroit off Dock Ellis, one on); and Ken Singleton (8/9/81 at Cleveland off Tom Seaver, none on).

BALTIMORE AS ALL-STAR HOST: The Orioles have played host to two All-Star Games...The 25th mid-season classic was held at Memorial Stadium in 1958, and the 64th All-Star Game was held at Camden Yards in 1993.

On July 8, 1958, Orioles pitcher Billy O'Dell retired the final 9 batters as the AL posted a 4-3 win before 48,829 fans at Memorial Stadium...The Orioles' Gus Triandos was the starting catcher, and 11 future Hall of Famers saw action in the game.

In its 2nd year of existence, Oriole Park at Camden Yards played host to baseball's first-ever All-Star Week, including the AL's 9-3 win on July 13, 1993. The game drew 46,147 fans...Cal Ripken was the only Oriole to appear in the game, going 0-for-3...Pitcher Mike Mussina was selected to the team but did not get into the game.

FanFest, the baseball theme park that is now a part of All-Star Week, drew 111,883 visitors during the five-day celebration. Perhaps the most lasting memories from All-Star Week '93 came on Monday, July 12, at the annual Gatorade All-Star Workout. Juan González crushed a ball off the facing of the upper deck in left field, and Ken Griffey Jr. became the first player to hit the B&O Warehouse during the home run hitting contest.

POSTSEASON NOTES

The Orioles last advanced to post-season play in '97, reaching for the 2nd straight season, the first time they've made back-to-back post-season appearances since 1973-74...For the 2nd straight year, the Orioles won their Division Series before losing in the American League Championship Series. In 1997 they beat the Seattle Mariners, 3-1 in the Division Series before losing to the Cleveland Indians, 4-2 in the ALCS. In 1996 they topped the Cleveland Indians, 3-1, in the Division Series and fell to the New York Yankees, 4-1, in the ALCS.

DIVISION SERIES: The Orioles have appeared in two Division Series, winning both...They are 6-2 overall (.750)...The O's are 3-1 at home and 3-1 on the road.

ALCS: The Orioles have appeared in 9 LCS, going 5-4...They are 21-16 (.568)...The O's are 10-9 at home and 11-6 on the road...Only the Oakland A's, with 23 wins, have won more games in League Championship Series play...The Los Angeles Dodgers are third with 19 wins.

The O's won the first 10 ALCS games they played (including the first 9 ever played)...They swept the Twins twice ('69-'70) and the A's (71) in the first 3 ALCS, then won Game 1 against Oakland in '73 before losing the 2nd game that year.

WORLD SERIES: Baltimore has gone 3-3 in its 6 World Series, but has a .576 pct. in games (19-14)...The Birds are 10-7 at home and 9-7 away.

POST-SEASON TOTAL: The O's have gone to the post-season in 10 different seasons and are 46-32 (.590)...They are 23-17 at home and 23-15 on the road.

ATTENDANCE: The Orioles played 30 post-season games at Memorial Stadium, drawing a total of 1,422,209 fans (average 47,407)...In their 10 post-season games at Oriole Park at Camden Yards in '96 & '97, the Orioles drew 486,079 fans (average 48,608)...The largest crowd for a post-season game in Baltimore was 54,458 for Game 4 (the final game) vs. the Dodgers in '66. That also is the largest crowd for any Orioles home game...The largest home LCS crowd was 52,787 for Game 1 vs. the Angels in '79. The four largest crowds for any games at Camden Yards came in the 1997 post-season, topped by the 49,137 who attended Division Series Game 3 vs. Seattle on October 4.

ORIOLES DIVISION SERIES SUMMARY

1996						
Game #	Date/Site	Line	Score	Pitchers	Attendance	
1	10/1 (Tues)	Bal	4-13-0	Nagy (L), Embree (6), Shuey (6), Tavaraz (8)		
	Baltimore	Bal	10-12-1	Wells (W), Orsco (7), Mathews (7), Rhodes (8), Myers (9)	47,644	
				HR: Anderson, Ramirez, Surhoff, 2, Bonilla		
2	10/2 (Wed)	Cle	4-6-2	Hershiser, Plunk (8) (L), Asenmacher (8), Tavaraz (8)		
	Baltimore	Bal	7-9-0	Erickson, Orsco (7), Benitez (8) (W), Myers (9), (S)	48,970	
				HR: Anderson, Belle		
3	10/4 (Fri)	Bal	4-3-2	Mussina, Orsco (7) (L), Benitez (7), Rhodes (8), Mathews (8)		
	Cleveland	Cle	9-10-0	McDowell, Embree (6), Shuey (7), Asenmacher (7) (W), Plunk (8), Mesa (9)	44,250	
				HR: Ramirez, Surhoff, Belle		
4	10/5 (Sat)	Bal	4-14-1 (12 Inn)	Wells, Mathews (8), Orsco (9), Benitez (10) (W), Myers (12) (S)		
	Cleveland	Cle	3-7-1	Nagy, Embree (7), Shuey (7), Asenmacher (7), Plunk (8), Mesa (9) (L), Ogoa (12)	44,280	
				HR: Palmeiro, Bonilla, R. Alomar		
Series Total (185,144)						
1997						
Game #	Date/Site	Line	Score	Pitchers	Attendance	
1	10/1 (Wed)	Bal	9-13-0	Mussina (W), Orsco (8), Benitez (9)		
	Seattle	Sea	3-7-1	Johnson (L), Timlin (8), Spoljaric (8), Wells (7), Charlton (8)	59,576	
				HR: Benito, Holmes, Martinez, Burner, Rodriguez		
2	10/2 (Thurs)	Bal	3-14-0	Erickson (W), Benitez (7), Orsco (8), Myers (9)		
	Seattle	Sea	3-9-0	Moyer (L), Spoljaric (5), Ayala (7), Charlton (8), Sloumb (9)	59,309	
				HR: Barnes, Anderson		
3	10/4 (Sat)	Sea	4-11-0	Fassero (W), Sloumb (9)		
	Baltimore	Bal	2-5-0	Kirby (L), Mills (5), Rhodes (5), Mathews (9)	49,137	
				HR: Buhner, Schenke		
4	10/5 (Sun)	Sea	1-2-0	Johnson (L)		
	Baltimore	Bal	3-7-0	Mussina (W), Benitez (8), Myers (9) (S)	48,796	
				HR: Nettles, Beras, Martinez		
Series Total (216,791)						

ORIOLES AMERICAN LEAGUE CHAMPIONSHIP SERIES SUMMARY

1969						
Game #	Date/Site	Line	Score	Pitchers	Attendance	
1	10/4 (Sat)	Bal	3-4-2	J. Perry, Penanowski (9) (L)		
	Baltimore	Bal	4-10-1 (12 Inn)	Cuelar, Richard (9), Watt (10), Lopez (12), D. Hall (12) (W)	43,078	
				HR: F. Robinson, Belanger, Powell, Oliva		
2	10/5 (Sun)	Min	0-3-1	Boswell (L), Penanowski (11)		
	Baltimore	Bal	1-8-0 (11 Inn)	McNally (W)	44,339	
				HR: None		
3	10/6 (Mon)	Bal	11-16-0	Palmer (W)		
	Minnesota	Min	2-10-2	R. Miller (L), Woodson (2), T. Hall (4), Worthington (5), Graenda (8), Chance (7), Penanowski (9)	32,735	
				HR: Blair		
Series Total (113,763)						
1970						
Game #	Date/Site	Line	Score	Pitchers	Attendance	
1	10/3 (Sat)	Bal	10-13-0	Cuelar, D. Hall (9) (W)		
	Minnesota	Min	6-11-2	J. Perry (L), Zapp (4), Woodson (5), Williams (8), Penanowski (9)	26,847	
				HR: Cuelar (3S), Buford, Powell, Killebrew		
2	10/4 (Sun)	Bal	11-13-0	McNally (W)		
	Minnesota	Min	6-11-2	T. Hall (L), Zapp (4), Williams (5), Penanowski (8)	27,490	
				HR: F. Robinson, Killebrew, Oliva, D. Johnson		
3	10/5 (Mon)	Min	1-7-2	Ksat (L), Bjelken (3), T. Hall (5), J. Perry (7)		
	Baltimore	Bal	6-10-0	Palmer (W)	27,608	
				HR: D. Johnson		
Series Total (81,945)						

1971						
Game #	Date/Site	Line	Score	Pitchers	Attendance	
1	103 (Sun) Baltimore	Oak Bal	3-9-0 5-7-1	Blue (L), Fingers (8) McNally (W), Watt (8) (S) HR: None	42,621	
2	104 (Mon) Baltimore	Oak Bal	1-6-0 5-7-0	Hunter (L) Cueilar (W) HR: B. Robinson, Powell-2, Hendricks	35,003	
3	105 (Tue) Oakland	Bal Oak	5-12-0 3-7-0	Palmer (W) Segui (L), Fingers (8), Knowles (7), Locker (7), Grant (8) HR: Jackson-2, Bando	33,176	
Series Total (110,800)						
1973						
Game #	Date/Site	Line	Score	Pitchers	Attendance	
1	106 (Sat) Baltimore	Oak Bal	0-5-1 6-12-0	Blue (L), Pina (1), Odom (3), Fingers (8) Palmer (W) HR: None	41,279	
2	107 (Sun) Baltimore	Oak Bal	6-9-0 3-8-0	Hunter (W), Fingers (8) (S) McNally (L), Reynolds (8), G. Jackson (8) HR: Campaneris, Rudi, Bando-2	46,425	
3	108 (Tue) Oakland	Bal Oak	1-3-0 2-4-3	Cueilar (L) Holtzman (W) HR: Williams, Campaneris	34,367	
4	1010 (Wed) Oakland	Bal Oak	5-8-0 4-7-0	Palmer, Reynolds (2), Watt (7), G. Jackson (7) (W) Blue, Fingers (7) (L) HR: Elchebarrren, Grich	27,497	
5	1011 (Thu) Oakland	Bal Oak	0-5-2 3-7-0	Alexander (L), Palmer (4) Hunter (W) HR: None	24,265	
Series Total (175,833)						
1974						
Game #	Date/Site	Line	Score	Pitchers	Attendance	
1	105 (Sat) Oakland	Bal Oak	6-10-0 3-9-0	Cueilar (W), Grimsley (9) Hunter (L), Odom (5), Fingers (9) HR: Blair, B. Robinson, Grich	41,609	
2	106 (Sun) Oakland	Bal Oak	0-5-2 5-8-0	McNally (L), Garland (6), Reynolds (7), G. Jackson (8) Holtzman (W) HR: Bando, Fosse	42,810	
3	108 (Tue) Baltimore	Oak Bal	1-4-2 0-2-1	Blue (W) Palmer (L) HR: Bando	32,090	
4	109 (Wed) Baltimore	Oak Bal	2-1-0 1-5-1	Hunter (W), Fingers (8) (S) Cueilar (L), Grimsley (5) HR: None	28,136	
Series Total (144,615)						
1979						
Game #	Date/Site	Line	Score	Pitchers	Attendance	
1	103 (Wed) Baltimore	Cal Bal	3-7-1 6-9-0 (10 in)	Ryan, Montague (8) (L) Palmer, Stanhouse (16) (W) HR: Ford, Lowenstein	52,787	
2	104 (Thu) Baltimore	Cal Bal	8-10-1 9-11-1	Frost (L), Orr (8), Aase (8) Flanagan (W), Stanhouse (8) HR: Ford, Murray	52,108	
3	105 (Fri) California	Bal Cal	3-8-3 4-6-0	D. Martinez, Stanhouse (8) (L) Tanous, Aase (8) (W) HR: Baylor	41,199	
4	106 (Sat) California	Bal Cal	6-12-1 0-6-0	McGregor (W) Kriapo (L), Laroche (3), Frost (4), Montague (7), Barlow (9) HR: Kelly	43,199	
Series Total (189,213)						

1983						
Game #	Date/Site	Line	Score	Pitchers	Attendance	
1	105 (Wed) Baltimore	Chi Bal	2-7-0 1-5-1	Hoyt (W) McGregor (L), Stewart (7), T. Martinez (7) HR: None	51,289	
2	106 (Thu) Baltimore	Chi Bal	0-5-2 4-6-0	F. Bannister (L), Barajas (7), Lamp (8) Boddicker (W) HR: Roenicke	52,347	
3	107 (Fri) Chicago	Bal Chi	11-8-1 1-8-1	Flanagan (W), Stewart (8) (S) Dotson (L), Tidrow (8), Kocoman (8), Lamp (9) HR: Murray	46,635	
4	108 (Sat) Chicago	Bal Chi	3-9-0 (10 in) 0-10-0	Davis, T. Martinez (7) (W) Burns (L), Barajas (10), Agosto (10), Lamp (10) HR: Landrum	45,477	
Series Total (195,748)						
1996						
Game #	Date/Site	Line	Score	Pitchers	Attendance	
1	109 (Wed) New York	Bal NYY	4-11-1 5-11-0	Erickson, Orosco (7), Benitez (7), Rhodes (8), Mathews (9), Myers (9) (L) Pettite, Nelson (8), Wetteland (9), Rivera (10) (W) HR: Anderson, Palmeiro, Jeter, Williams	56,495	
2	1010 (Thu) New York	Bal NYY	5-10-0 3-11-1	Wells (W), Mills (7), Orosco (7), Myers (8), Benitez (8) (S) Cone, Nelson (7) (L), Lloyd (8), Weathers (9) HR: Zelle, Palmeiro	59,432	
3	1011 (Fri) Baltimore	NYY Bal	5-8-0 2-3-2	Key (W), Wetteland (9) (S) Mussina (L), Orosco (8), Mathews (9) HR: Zelle, Fielder	46,635	
4	1012 (Sat) Baltimore	NYY Bal	8-9-0 4-11-0	Rogers, Weathers (4) (W), Lloyd (8), Rivera (7), Wetteland (8) Coopering (L), Rhodes (8), Mills (7), Orosco (8), Benitez (8), Mathews (9) HR: Williams, Strawberry-2, Holes, O'Neil	48,974	
5	1013 (Sun) Baltimore	NYY Bal	6-11-0 4-4-1	Pettite (W), Wetteland (9) (S) Erickson (L), Rhodes (8), Mills (7), Myers (8) HR: Leyritz, Fielder, Strawberry, Zelle, Murray, Sorilla	48,718	
Series Total (259,254)						
1997						
Game #	Date/Site	Line	Score	Pitchers	Attendance	
1	108 (Wed) Baltimore	Cle Bal	0-4-1 3-6-1	Ogasa (L), Anderson (7) Erickson (W), Myers (9) (S) HR: Anderson, Alomar	49,029	
2	109 (Thurs) Baltimore	Cle Bal	5-6-3 4-9-1	Nagy, Morrison (8), Juden (7), Assenmacher (W), Jackson (8), Mesa (9) (S) Key, Kamieniecki (5), Benitez (8) (L), Mills (9) HR: Ripken, Ramirez, Glison	48,131	
3	1011 (Sat) Cleveland	Bal Cle	1-6-1 2-8-0	Mussina, Benitez (8), Orosco (9), Mills (9), Rhodes (10), Myers (11) (L) Hershiser, Assenmacher (8), Jackson (8), Mesa (9), Juden (11), Morman (11), Plunk (12) (W) HR: None	45,047	
4	1012 (Sun) Cleveland	Bal Cle	7-12-2 8-13-0	Erickson, Rhodes (5), Mills (7) (L), Orosco (9), Benitez (9) Wright, Anderson (4), Juden (7), Assenmacher (7), Jackson (7), Mesa (8) (W) HR: Anderson, Baines, Palmeiro, Alomar, Ramirez	45,061	
5	1013 (Mon) Cleveland	Bal Cle	4-10-0 2-8-1	Kamieniecki (W), Key (8), Myers (9) Ogasa (L), Assenmacher (8), Jackson (9) HR: Davis	45,089	
6	1015 (Wed) Baltimore	Cle Bal	1-3-0 0-10-0	Nagy, Assenmacher (8), Jackson (8), Anderson (W) (10), Mesa (11) (S) Mussina, Myers (9), Benitez (11) (L) HR: Fernandez	49,075	
Series Total (282,431)						

ORIOLES WORLD SERIES SUMMARY

1966

Game #	Date/Site	Line	Score	Pitchers	Attendance
1	10/5 (Wed) Los Angeles	Bal	5-9-0 2-3-0	McNally, Drabowsky (3) (W) Drysdale (L), Mosler (3), R. Miller (5), Pananowski (8) HR: F. Robinson, B. Robinson, Lefebvre	55,941
2	10/8 (Thu) Los Angeles	Bal	8-6-0 0-4-0	Palmer (W) Koufax (L), Pananowski (7), Rogan (8), Brewer (5) HR: None	55,947
3	10/8 (Sat) Baltimore	LA	0-6-0 1-3-0	Osteen (L), Regan (6) Bunker (W) HR: Blair	54,445
4	10/9 (Sun) Baltimore	LA	0-4-0 1-4-0	Drysdale (L) McNally (W) HR: F. Robinson	54,458
Series Total (220,791)					

1969

Game #	Date/Site	Line	Score	Pitchers	Attendance
1	10/11 (Sat) Baltimore	N.Y.	1-6-1 4-6-0	Seaver (L), Gladwell (6), Taylor (7) Cuellar (W) HR: Buford	50,429
2	10/12 (Sun) Baltimore	N.Y.	2-6-0 1-2-0	Koosman (W), Taylor (9) (S) McNally (L) HR: Clendenen	50,650
3	10/14 (Tue) New York	Bal	0-4-1 5-6-0	Palmer (L), Leonard (7) Gentry (W), Ryan (7) (S) HR: Agne, Kinspehl	50,335
4	10/15 (Wed) New York	Bal	1-6-1 2-10-1 (10 ins)	Cuellar, Watt (8), Hal (10) (L) Seaver (W) HR: None	57,357
5	10/16 (Thu) New York	Bal	3-5-2 5-7-0	McNally, Watt (8) (L) Koosman (W) HR: McNally, F. Robinson, Clendenen, Weiss	57,357
Series Total (272,378)					

1970

Game #	Date/Site	Line	Score	Pitchers	Attendance
1	10/10 (Sat) Cincinnati	Bal	4-7-2 3-5-0	Palmer (W), Richard (9) (S) Nolan (L), Carroll (7) HR: L. May, Powell, Hendricks, B. Robinson	51,531
2	10/11 (Sun) Cincinnati	Bal	6-10-2 5-7-0	Cuellar, Phoebeus (3) (W), Drabowsky (5), Lopez (7), D. Hall (7) (S) McGlothlin, Wilcox (5) (L), Carroll (5), Gullett (8) HR: Tolan, Powell, Bench	51,531
3	10/13 (Tue) Baltimore	Cin	3-9-0 9-10-1	Cloninger (L), Granger (6), Gullett (7) McNally (W) HR: F. Robinson, Buford, McNally (3 on Granger)	51,773
4	10/14 (Wed) Baltimore	Cin	6-8-3 5-6-0	Nolan, Gullett (7), Carroll (6) (W) Palmer, Watt (8) (L), Drabowsky (6) HR: B. Robinson, Rose, L. May	53,007
5	10/15 (Thu) Baltimore	Cin	3-6-0 9-15-0	Merrill (L), Granger (2), Wilcox (3), Cloninger (5), Washburn (7), Carroll (8) Cuellar (W) HR: F. Robinson, Rettenmund	45,341
Series Total (253,183)					

NOTABLE ORIOLE ARTIFACTS AT THE HALL OF FAME

The Orioles have contributed a number of items for exhibit and display at the National Baseball Hall of Fame and Museum in Cooperstown, NY...1999 saw the addition of artifacts from their trip to Cuba, including the jersey worn by Scott Erickson while becoming the first major league player to pitch on Cuban soil in 40 years and the bat used by Harold Baines to drive in the winning run in the game won by the Orioles, 3-2. Among other items on display are: a baseball from Jim Palmer's no-hitter on 9/13/69 vs. Oak., Brooks Robinson's glove used in making 14 assists during the 1970 World Series, Triple Crown Award won by Frank Robinson in 1966 when he hit .316 with 49 HR and 122 RBIs. Uniform jersey #4 worn by Orioles manager Earl Weaver during the 1962 season. Ryan Minor's shoes and bat from 1920/98, the night that Cal Ripken ended his consecutive game streak at 2,632 and Minor replaced Cal in the Orioles lineup at third base...The jersey that Chris Holmes wore on 9/14/98, the night he became the 9th major leaguer to hit two grand slams in a single game...The jersey worn by Jesse Orosco when he pitched in his record-setting 1,072nd game on 8/17/99.

2001 HALL OF FAME WEEKEND

Induction Ceremony: Sunday, August 6: TBA, Clark Sports Center
Hall of Fame Game: Monday, August 6: 2:00 PM, Doubleday Field (Florida vs. Milwaukee)

348

1971

Game #	Date/Site	Line	Score	Pitchers	Attendance
1	10/9 (Sat) Baltimore	Pit	3-3-0 5-10-3	Ellis (L), Moose (3), R. Miller (7) McNally (W) HR: F. Robinson, Rettenmund, Buford	53,229
2	10/11 (Mon) Baltimore	Pit	3-8-1 11-14-1	B. Johnson (L), Kison (4), Moose (4), Veske (5), R. Miller (6), Giusti (8) Palmer (W), R. Hall (3) (S) HR: Halton	53,239
3	10/12 (Tue) Baltimore	Pit	1-3-3 5-7-0	Cuellar (L), Dukes (7), Watt (6) Blass (W) HR: Robertson, F. Robinson	50,403
4	10/13 (Wed) Pittsburgh	Bal	3-4-1 4-14-0	Dobson, Jackson (6), Watt (7) (L), Richard (8) (L) Walker, Kison (1) (W), Giusti (8) (S) HR: None	51,378
5	10/14 (Thu) Pittsburgh	Bal	0-2-1 4-8-0	McNally (L), Leonard (5), Dukes (6) Bries (W) HR: Robertson	51,377
6	10/16 (Sat) Baltimore	Pit	2-9-1 3-8-0 (10 ins)	Moose, B. Johnson (6), Giusti (7), R. Miller (5) Palmer, Dobson (10), McNally (10) (W) HR: Clemente, Buford	44,174
7	10/17 (Sun) Baltimore	Pit	2-6-1 1-4-0	Blass (W) Cuellar (L), Dobson (9), McNally (9) HR: Clemente	47,291
Series Total (351,091)					

1979

Game #	Date/Site	Line	Score	Pitchers	Attendance
1	10/10 (Wed) Baltimore	Pit	4-11-3 5-5-3	Kison (L), Roark (1), Romo (5), D. Robinson (6), G. Jackson (8) Flanagan (W) HR: DeCinces, Stargel	53,735
2	10/11 (Thu) Baltimore	Pit	3-11-2 2-6-1	Byllevien, D. Robinson (7) (W), Tekulve (5) (S) Palmer, T. Martinez (8), Stanhouse (9) (L) HR: Murry	53,739
3	10/12 (Fri) Pittsburgh	Bal	8-13-0 4-9-2	McGregor (W) Candelaria (L), Romo (4), G. Jackson (7), Tekulve (8) HR: Ayala	50,848
4	10/13 (Sat) Pittsburgh	Bal	9-12-0 6-17-1	D. Martinez, Stewart (2), Stone (5), Stoddard (7) (W) Bibby, G. Jackson (7), D. Robinson (8), Tekulve (8) (L) HR: Stargel	50,863
5	10/14 (Sun) Pittsburgh	Bal	1-6-2 7-13-1	Flanagan (L), Stoddard (7), D. Martinez (7), Stanhouse (8) Rooker, Byllevien (6) (W) HR: None	50,920
6	10/16 (Tue) Baltimore	Pit	4-10-0 0-7-1	Candelaria (W), Tekulve (7) (S) Palmer (L), Stoddard (9) HR: None	53,739
7	10/17 (Wed) Baltimore	Pit	4-10-0 1-4-2	Bibby, D. Robinson (5), G. Jackson (5) (W), Tekulve (8) (S) McGregor (L), Stoddard (9), T. Martinez (5), D. Martinez (5) HR: Dauer, Stargel	53,733
Series Total (367,597)					

1983

Game #	Date/Site	Line	Score	Pitchers	Attendance
1	10/11 (Tue) Baltimore	Phi	2-5-0 1-5-1	Denny (W), Holland (8) (S) McGregor (L), Stewart (9), T. Martinez (9) HR: Dwyer, Morgan, Madcox	52,204
2	10/12 (Wed) Baltimore	Phi	1-3-0 4-9-1	Hudson (L), Hernandez (5), Andersen (6), Reed (8) Boddicker (W) HR: Lowenstein	52,132
3	10/14 (Fri) Philadelphia	Bal	3-6-1 7-8-2	Flanagan, Palmer (5) (W), Stewart (7), T. Martinez (9) (S) Carlton (L), Holland (7) HR: Matthews, Morgan, Ford	65,792
4	10/15 (Sat) Philadelphia	Bal	5-10-1 4-10-0	Davis (W), Stewart (6), T. Martinez (8) (S) Denny (L), Hernandez (8), Reed (6), L. Andersen (8) HR: None	66,947
5	10/16 (Sun) Philadelphia	Bal	5-5-0 0-5-1	McGregor (W) Hudson (L), Systrom (5), Hernandez (6), Reed (8) HR: Murray-2, Dempsey	67,064
Series Total (304,139)					

349

RECORDS & HISTORY

THE ORIOLES HALL OF FAME



The Orioles Hall of Fame was conceived in 1977 by the Oriole Advocates at the suggestion of two former presidents, Allen Barrett and Jack Buckley, both of whom have since passed away. The Advocates continue to administer the annual elections under the direction of their Hall of Fame Committee.

Candidates may be elected to the Orioles Hall of Fame through two channels: the regular vote by a panel of some 80 people, comprising sportswriters, broadcasters, Oriole Advocates and Oriole personnel; or by a vote of the veterans committee, a group of 25 senior representatives from the sports media, Oriole Advocates and the Orioles front office.

Procedures for election to the Orioles Hall of Fame are based on those used by the National Baseball Hall of Fame, requiring mention on 75% of ballots cast. All candidates must have served a minimum of three full seasons with the Orioles and must have been active in that capacity within the last 15 years. To be eligible for regular election, a player, manager or coach must have ceased serving in the position for which he was nominated for at least one year. For consideration by the veterans committee, formed in 1969, a candidate must have ceased serving in the capacity of consideration for at least 15 years.

Herbert E. Armstrong Award: The Orioles Hall of Fame Veterans Committee also selects winners of the Herbert E. Armstrong Award, presented annually to non-uniformed personnel who have distinguished themselves in their service to the Orioles. The Armstrong Award was established in 1995 in honor of the beloved former educator, professional baseball player and manager and longtime official for both the Orioles' International League and American League clubs, who dedicated nearly 70 years of his life to the people of Baltimore, his adopted hometown.

Last year, former relievers Tippy Martinez and Eddie Watt, and longtime front office executive Jack Dunn III, became the newest members of the Orioles Hall of Fame. Martinez was elected through a vote of the Hall of Fame Committee and its 80 electors. Watt and Dunn were each elected in a vote by the Hall's veterans committee, with Dunn receiving the Herbert E. Armstrong Award for non-uniformed personnel. Their elections brought the Orioles Hall of Fame membership to 41 people:

ORIOLES HALL OF FAME MEMBERS (41)

Brooks Robinson, 3b (77)	Steve Barber, lhp (88)	Luis Aparicio, ss (82)
Frank Robinson, of (77)	Jim Gentile, 1b (89)	Cal Ripken Sr., coach (96)
Dave McNally, lhp (78)	Siu Miller, rhp (89) -V	Harry Dalton, executive (97) -A
Boog Powell, 1b (79)	Dick Hall, rhp (89)	Rick Dempsey, c (91)
Gus Triandos, c (81)	Henk Bauer, mgr (90) -V	Davey Johnson, 2b (97) -V
Mike Cuellar, lhp (82)	Scott McGregg, rhp (90)	Bobby Grich, 2b (88) -V
Mark Belinger, ss (83)	Hal Brown, mgr (91) -V	Lee May, 1b (88) -V
Earl Weaver, mgr (83)	Gene Woodling, of (82) -V	Lee MacPhail, executive (98) -V
Paul Blair, of (84)	Don Buford, of (93) -V	Frank Cashen, executive (99) -A
Paul Richards, mgr (94)	Mike Flanagan, lhp (94)	Eddie Murray, 1b (99)
Milt Pappas, rhp (85)	George Bamberger, coach (95)	Tippy Martinez, rhp (100)
Jim Palmer, rhp (86)	Chuck Thompson, broadcaster (95) -A	Eddie Watt, rhp (100) -V
Ken Singleton, of (86)	Jenik Hillberger, owner (96) -A	Jack Dunn III, executive (100) -A
Al Bumbry, of (87)	Bill Hunter, coach (96) -V	

V - Veterans' Committee selection
A - Herbert Armstrong Award winner

NATIONAL BASEBALL HALL OF FAME



Lee MacPhail's election to the Baseball Hall of Fame by the Veteran's committee in 1998 brought to 10 the number of modern Orioles who have been enshrined at Cooperstown. During his long and meritorious career in baseball, MacPhail served as general manager and later president and GM of the Orioles from 1958 through 1965. He later served as president of the American League.

There are four modern Orioles enshrined in the Hall of Fame wearing Oriole hats for their official busts/portraits: Earl Weaver, Jim Palmer, and Brooks and Frank Robinson. (See "Orioles Retired Numbers" for their biographies and statistics.)

Palmer, the Robinsons and Reggie Jackson all were selected in their first year of eligibility for the Hall. They are 4 of only 29 first-ballot electees among the 240 Hall of Fame members (not including this year's Veteran's committee vote). Palmer polled 92.6% of the total vote (411 of 444 ballots cast) in 1990, the highest percentage ever by an Oriole.

The Hall of Fame honored another beloved Oriole in 1993 when veteran O's broadcaster Chuck Thompson was the recipient of the Ford C. Frick Award, presented by the Hall of Fame to a broadcaster for major contributions to the game of baseball. And in 1998, Sam Lacy, long-time sports editor of the Baltimore Afro-American newspaper, became the first local writer selected for the J.G. Taylor Spink Award, honoring sportswriters "for meritorious contributions to baseball writing."

In addition, there are six members of the 1890s Orioles juggernaut immortalized in the Hall of Fame.

MODERN ORIOLES IN BASEBALL HALL OF FAME

Robin Roberts (76, 87%)	Luis Aparicio (84, 85%)	Reggie Jackson (93, 94%)
Frank Robinson (82, 89%)	Hoyt Wilhelm (85, 84%)	Earl Weaver (96, VCS*)
Brooks Robinson (83, 92%)	Jim Palmer (90, 93%)	Lee MacPhail (98, VCS*)
George Kell (83, VCS*)		

*Veterans' Committee Selection

Sixteen others who played and/or managed for the Orioles during the early days of Baltimore's rich baseball heritage also are enshrined at Cooperstown:

OLD ORIOLES IN BASEBALL HALL OF FAME

Frank (Home Run) Baker (3b)	Edward (Ned) Hanlon (mgr)	Joe (Iron Man) McGinnity (rhp)
Charles (Chief) Bender (rhp)	Rogers Hornsby (2b)	John McGraw (mgr, 3b)
Roger Bresnahan (c)	Hughie Jennings (ss)	Wilbert Robinson (mgr, c)
Dan Brouthers (1b)	Wee Willie Keeler (of)	George Herman (Babe) Ruth (of)
William Candy Cummings (rhp)	Joe Kelley (of-if)	Robert M. (Lefty) Grove (lhp)
Rube Marquard (lhp)		

3 More: There are 3 additional Hall of Famers to have represented the Orioles, though not as players. **George Weiss**, who immortalized himself as a general manager of the Yankees, served part of his apprenticeship as an international League Orioles general manager; the late **Luke Appling**, a legendary hitter/shortstop for the White Sox coached one year under Birds' Manager **Billy Hitchcock**; and the late **Burleigh Grimes**, the famed spitball pitcher who won 270 games in the majors, scouted for the Orioles from '60 thru '71.

Notes: **John McGraw** had a .334 lifetime batting average in 16 big league seasons but was elected to the Hall of Fame primarily because of his achievements as a manager. The same is true of his buddy, **Wilbert Robinson**. **Rube Marquard** pitched only 30 innings for the Orioles, all in '27. Baltimore-born **Babe Ruth** signed his first pro contract with **Jack Dunn Sr.** in '14, and made his professional debut with the IL Orioles that year as a pitcher. **Chief Bender** was based in Baltimore twice. He pitched both for the '27 Orioles (G-18, W-6 L-3) and the '15 Baltimore Terrapins (W-4, L-16) in the ill-fated Federal League. Other native Marylanders in the Hall of Fame include "**Home Run Baker**" (Trapps), **Lefty Grove** (Lonaconing), and 4 others who never played for the Orioles: **Jimmie Foxx** (Sudlersville), **Judy Johnson** (Snow Hill), **Al Kaline** (Baltimore), and **Vic Willis** (Elkton), who was elected in 1995.

THE HISTORY OF THE ORIOLES

What do Black Sox, Elite Giants, Marylands, Monumentals, Orioles and Terrapins all have in common? They're all nicknames for professional baseball teams that have played in the city of Baltimore, dating back to the game's 19th century roots.

Baltimore first experienced professional baseball in 1872, when the Lord Baltimores played their inaugural games in the old National Association. Ten years later, another incarnation of the Lord Baltimores made its debut in the American Association; one year after that, the franchise adopted the name "Orioles", honoring Maryland's state bird. It was the first time the nickname would become affiliated with Baltimore's professional baseball team.

In 1884, the Orioles encountered some intra-city competition when the Baltimore Monumentals became one of the charter franchises in the new Union Association. By mid-season, the Monumentals had transferred to Lancaster; and by the end of one year, the new league was done.

Although both the American and National Associations have come to be regarded as major league by baseball historians, Baltimore stepped up a notch further when it joined the National League in 1892. Spearheaded by the skilled batting of Dan Brouthers, Joe Kelley and Willie Keeler, and the scrappy play of Hughie Jennings and John McGraw, the Orioles of the 1890s played an aggressive, fire-breathing kind of baseball never seen before. Under the direction of the innovative Ned Hanlon, the Orioles won three consecutive National League pennants from 1894 to 1896.

In spite of their success, Baltimore's National League franchise lasted for only eight seasons, folding after the 1899 campaign. Within two years, Baltimore baseball found a new home in the upstart American League. Once again adopting the nickname Orioles, the franchise played for two seasons before relocating to New York. First playing as the Highlanders, the former Baltimore club eventually became the New York Yankees.

The transfer of the franchise to New York left Baltimore without a major league team until 1914. The Baltimore Terrapins, named for the varieties of edible turtles common to the state of Maryland, entered the newly formed Federal League that season. Alas, the league, and its franchises, lasted just the one year. Baltimore would not enjoy major league baseball for another four decades. Yet, professional baseball did not completely abandon Baltimore. Minor league entries, still playing under the popular name of Orioles, thrived in the Eastern League (1903-11) and the International League (1912-53). During the early years of Baltimore's existence in the International League, a young left-handed pitcher named Babe Ruth starred for the team. Ruth split the 1914 season between Baltimore and Providence, winning a combined 22 games and losing only nine.

From the 1920s through the 1940s, area baseball fans also enjoyed the exploits of the city's two Negro League teams, the Black Sox and Elite Giants. Second baseman James "Junior" Gilliam and Hall of Fame catcher Roy Campanella played two different stints for the Elite Giants on their way to major league careers with the Brooklyn Dodgers' "Boys of Summer."

In September of 1953, Bill Veeck's financial problems helped Baltimore land another major league team. Veeck sold his American League franchise, the St. Louis Browns, to a Baltimore-based syndicate headed by Mayor Tommy D'Alesandro and attorney Clarence Miles. Playing in the renovated Memorial Stadium, the new Orioles made their return to the American League in 1954.

In the late 1950s, the Orioles' farm system began to produce a bevy of talent, led by future Hall of Famer Brooks Robinson. With a young nucleus in place, the Orioles sought veteran assistance to complete their championship puzzle. After the 1965 season, the Orioles made arguably the greatest trade in franchise history, acquiring former All-Star outfielder Frank Robinson from the Cincinnati Reds. Led by Robinson's Triple Crown season, the slugging of young first baseman Boog Powell, and the terrific bullpen combination of Moe Drabowsky, Eddie Fisher and Stu Miller, the 1966 Orioles won the first World Series in the franchise's history.

The Orioles returned to American League dominance three years later, with Hall of Fame manager Earl Weaver now leading the charge. Pitching, three-run homers, and outstanding defensive play stamped Weaver's Orioles as winners. From 1969 to 1971, the O's captured three American League East titles, a trio of AL pennants, and the 1970 World Series, where Brooks Robinson compiled a highlight reel's worth of defensive brilliance. After some lean years in the middle of the decade, the Orioles returned to glory in 1979, when they extended the Pittsburgh Pirates to seven games before losing the World Series. Four years later, with a new generation of stars headed up by Eddie Murray and Cal Ripken, Jr., the Orioles won their third world championship-four games to one against the Philadelphia Phillies.

The endurance and excellence of Ripken served as a hallmark for much of the 1980s and 90s, culminating in the breaking of a baseball legend's record. On the night of September 6, 1995, Ripken played in his 2,131st consecutive game, eclipsing the mark of Hall of Famer Lou Gehrig. The 1990s also saw the Orioles move into a new era, as they departed Memorial Stadium for a ballpark considered a state-of-the-art model for all new stadium projects - Oriole Park at Camden Yards.

—Bruce Markusen
Senior Researcher, National Baseball Hall of Fame

ORIOLES RETIRED NUMBERS

EARL WEAVER—4

Inducted into the Baseball Hall of Fame at Cooperstown in August 1996, Earl ranks 18th in victories among 20th century managers. His .583 winning percentage (1,480-1,060) over 17 seasons—all in Baltimore—ranks 5th on the all-time list of those who managed 10 or more seasons exclusively in this century.

Earl was a minor league 2nd baseman for 13 years, mostly in his hometown St. Louis Cardinals organization. He began his managing career in the minors in 1956 and joined the Orioles organization a year later. He came up to the Orioles as 1st base coach in 1968 and was named manager on July 11 of that year. From 1969 through 1982, he won 6 AL East titles, 4 AL pennants and 1 World Series, beating the Cincinnati Reds in 1970. Earl's Orioles won 100 games or more 5 times, and he earned Manager of the Year honors 3 times.

He retired following the 1982 season, which ended 1-game shy of another AL East title when the Orioles lost to the Milwaukee Brewers on the final day of the season. He came back to manage in mid-1985 for 1 1/2 years before retiring for good. The only time in his year 17 seasons as manager that he posted a losing record was his last, in 1986.

Earl and his wife, Marianna, live in Hialeah, FL. He has a son and 2 daughters from a previous marriage as well as a step-daughter.

MANAGERIAL RECORD	W	L	PCT	POS
1956 Knoxville	10	24	.294	8th
1957 Fitzgerald	65	74	.468	4th
1958 Dublin	72	56	.563	3rd
1959 Aberdeen	68	55	.556	2nd
1960 Fox Cities	82	56	.594	1st
1961 Fox Cities	67	62	.519	4th
1962 Elmira	72	68	.514	2nd
1963 Elmira	76	64	.543	2nd
1964 Elmira	82	58	.586	1st
1965 Elmira	83	55	.601	2nd
1966 Rochester	83	64	.565	1st
1967 Rochester	80	61	.567	2nd
1968 BALTIMORE	48	34	.585	2nd
1969 BALTIMORE	109	53	.673	1st
1970 BALTIMORE	108	54	.667	1st
1971 BALTIMORE	101	57	.639	1st
1972 BALTIMORE	80	74	.519	3rd
1973 BALTIMORE	97	65	.599	1st
1974 BALTIMORE	91	71	.562	1st
1975 BALTIMORE	90	69	.566	2nd
1976 BALTIMORE	88	74	.543	2nd
1977 BALTIMORE	87	64	.602	2nd
1978 BALTIMORE	90	71	.559	4th
1979 BALTIMORE	102	57	.642	1st
1980 BALTIMORE	100	62	.617	2nd
1981 BALTIMORE	59	46	.562	2nd
1982 BALTIMORE	94	88	.580	2nd
1985 BALTIMORE	53	52	.505	4th
1986 BALTIMORE	73	89	.451	7th
Minor League Totals	769	641	.545	
ML Totals	1480	1060	.583	

PLAYING RECORD	AVG	G	AB	R	H	2B	3B	HR	RBI
1948 West Frankfort	268	120	447	96	120	20	4	2	49
1949 St. Joseph	282	138	500	80	141	22	4	2	101
1950 Winston-Salem	278	127	438	57	121	20	0	3	60
1951 HOUSTON	233	13	43	9	10	4	0	0	2
Omaha	279	142	500	81	141	35	2	0	52
1952 HOUSTON	219	57	201	24	44	7	1	2	21
Omaha	278	97	353	63	98	15	0	0	34
1953 Omaha	243	141	478	57	116	16	0	3	47
1954 Denver	263	143	541	124	153	30	2	6	59
1955 New Orleans	276	119	382	77	109	19	2	6	69
1956 Mont-Knox	237	113	417	47	99	10	3	4	22
New Orleans	226	26	191	11	23	4	0	0	8
1957 Fitzgerald	288	112	354	70	102	15	3	6	38
1958 Dublin	294	37	85	27	25	6	0	4	21
1959 Aberdeen	200	13	35	8	7	2	0	0	3
1960 Fox Cities	233	28	30	3	7	1	0	0	4
1965 Elmira	000	1	0	0	0	0	0	0	0
Totals	267	1427	4922	834	1316	226	21	38	590

BROOKS ROBINSON—5

"Mr. Oriole" spent 23 seasons with the Orioles and started 20 consecutive opening day games. He won the AL Most Valuable Player Award in 1964 and shares the record (with former pitcher Jim Kaat) for most Gold Gloves with 16. His election to baseball's Hall of Fame (his 1st year of eligibility in 1983) was cemented with his performance against the Cincinnati Reds in the 1970 World Series, when he was named MVP and earned the nickname "Hoover" (as in vacuum cleaners) for his play in the field.

Brooks played in 18 All-Star games. He is the Orioles' all-time leader in games (23 ahead of Cal Ripken) and triples, and is second in at bats, hits, runs, doubles, total bases, RBI and extra base hits. In addition to his AL MVP Award in '64 and his World Series MVP Award in '70, he was the All-Star Game MVP in 1966 and was voted the Most Valuable Oriole in '60, '62, '64 and co-winner in '71 with Frank Robinson. He also earned the Commissioner's Trophy (now the Roberto Clemente Award) for exemplifying the game of baseball in 1972 and the Joe Cronin Award for significant achievement by an AL player in 1977.

Brooks holds 10 major league fielding records and 3 American League records for third basemen, including highest lifetime fielding percentage (.971). He is 10th on the all-time list of games played, 3rd in the AL and 4th in games played with one franchise.

A native of Little Rock, AR, Brooks and his wife, Connie, have four children. They split their time living in the northern Baltimore suburbs and in Southern California.

YEAR	CLUB	AVG	G	AB	R	H	2B	3B	HR	RBI	BB	SO	SB	CS	HP
1955	York-1	.331	95	354	72	117	17	3	11	67	47	64	1	-	6
	Baltimore	.091	0	22	0	2	0	0	0	1	0	10	0	0	0
1956	San Antonio	.272	154	577	72	157	28	6	9	74	54	57	1	2	4
	Baltimore	.227	15	44	5	10	4	0	1	1	1	5	0	0	0
1957	Baltimore	.235	50	117	13	28	6	1	2	14	7	10	1	0	1
	San Antonio	.266	33	124	10	33	5	1	1	9	5	16	0	1	0
1958	Baltimore	.238	145	463	31	110	16	3	3	32	31	51	1	2	5
1959	Baltimore	.284	88	313	29	89	15	2	4	24	17	37	2	2	2
	Vancouver	.331	42	183	20	54	9	2	6	30	6	16	2	1	0
1960	Baltimore	.264	152	595	74	175	27	8	14	88	35	49	2	7	0
1961	Baltimore	.287	163	668	89	192	38	7	7	61	47	57	1	3	4
1962	Baltimore	.303	162	634	77	192	29	9	23	86	42	70	3	1	1
1963	Baltimore	.251	161	588	67	148	26	4	11	67	46	84	2	3	1
1964	Baltimore	.317	163	612	82	194	35	3	28	118	51	64	1	0	4
1965	Baltimore	.267	144	559	81	166	25	2	18	80	47	47	3	0	2
1966	Baltimore	.269	157	620	91	167	35	2	23	100	56	36	2	3	5
1967	Baltimore	.269	158	610	88	164	25	5	22	77	54	54	1	3	4
1968	Baltimore	.253	162	606	65	154	36	6	17	75	44	55	1	1	4
1969	Baltimore	.234	156	588	73	140	21	3	23	84	56	55	2	1	3
1970	Baltimore	.276	158	608	84	169	31	4	18	64	53	53	1	1	4
1971	Baltimore	.272	156	589	67	160	21	1	20	82	63	50	0	0	3
1972	Baltimore	.250	153	556	48	139	23	2	8	64	43	45	1	0	2
1973	Baltimore	.257	155	549	53	141	17	2	9	72	55	50	2	0	3
1974	Baltimore	.288	153	553	46	159	27	0	7	59	58	47	2	0	3
1975	Baltimore	.201	144	482	50	97	15	1	6	53	44	33	0	0	1
1976	Baltimore	.211	71	218	16	46	8	2	3	11	8	24	0	0	1
1977	Baltimore	.149	24	47	3	7	2	0	1	4	4	4	0	0	0
ML Totals		.267	2896	10654	1232	2848	482	68	258	1357	860	989	28	23	53

ALCS	AVG	G	AB	R	H	2B	3B	HR	RBI	BB	SO	SB	CS	HP
1969 Bal vs. Min.	.500	3	14	1	7	1	0	0	0	0	0	0	0	0
1970 Bal vs. Min.	.583	3	12	3	7	2	0	0	1	0	1	0	0	0
1971 Bal vs. Oak	.364	3	11	2	4	1	0	0	1	3	0	1	0	0
1973 Bal vs. Oak	.250	5	20	1	5	2	0	0	2	1	1	0	0	0
1974 Bal vs. Oak	.083	4	12	1	1	0	0	1	1	1	0	0	0	0
LCS Totals	.348	19	69	8	24	6	0	2	7	2	3	0	0	0

WORLD SERIES	AVG	G	AB	R	H	2B	3B	HR	RBI	BB	SO	SB	CS	HP
1969 Bal vs. L.A.	.214	4	14	2	3	0	0	1	1	1	0	0	0	0
1969 Bal vs. N.Y.	.053	5	19	0	1	0	0	0	2	0	3	0	0	0
1970 Bal vs. Cin	.429	5	21	5	9	2	0	2	6	0	2	0	0	0
1971 Bal vs. Pit	.318	7	22	2	7	0	0	0	5	3	1	0	0	0
W.S. Totals	.263	21	78	9	20	2	0	3	14	4	8	0	0	0

ALL-STAR	AVG	G	AB	R	H	2B	3B	HR	RBI	BB	SO	SB	CS	HP
1960-74	.269	18	45	5	13	0	3	1	5	2	4	0	0	1

FRANK ROBINSON—20

Frank's achievements during his 21 seasons as a player rank him among the top players of all-time in 10 categories. He hit 586 home runs, 4th on the all-time list.

The trade that brought Frank from Cincinnati to Baltimore turned the Orioles from contenders to World Champions in 1966. He won the Triple Crown (.316 average, 49 homers, 122 RBI) and was both the AL and World Series MVP in his 1st season with the Orioles. In all, the Orioles went to the World Series 4 times in his 6 seasons as a player with them. When he was traded to the Dodgers after the '71 season, he became the 1st to have his number retired by the Orioles.

Frank was NL Rookie of the Year with the Reds in 1956 and is the only player to win MVP honors in both leagues ('61 NL, '66 AL). He played in 11 All-Star games and was MVP of the 1971 classic. While still an active player, he became the first black manager in major league history with the Cleveland Indians in 1975. He later managed the San Francisco Giants and the Orioles. He spent 19 seasons with the Orioles as a player, coach ('79-'80 and '85-'87), manager ('88-'91) and assistant general manager ('91-'95).

Elected to baseball's Hall of Fame the 1st year he was eligible in 1982, Frank now serves as Vice President, On-Field Operations for Major League Baseball. He lives with his wife, Barbara, in Bel Air, CA. They have two children.

YEAR	CLUB	AVG	G	AB	R	H	2B	3B	HR	RBI	BB	SO	SB	CS	HP
1953	Ogden	.348	72	270	70	94	20	6	17	83	53	69	3	-	10
1954	Tulsa	.287	8	30	4	8	0	0	0	1	-	-	-	-	-
	Columbia	.338	132	491	112	165	32	9	25	110	88	85	6	-	5
1955	Cincinnati	.263	80	243	50	64	15	7	12	52	41	44	3	-	6
1956	Cincinnati	.290	152	572	122	186	27	6	38	83	66	95	8	4	20
1957	Cincinnati	.322	150	611	67	197	29	5	29	75	44	92	10	2	12
1958	Cincinnati	.269	148	554	90	149	25	6	31	83	62	80	10	1	7
1959	Cincinnati	.311	146	540	136	168	31	4	36	125	69	93	18	8	8
1960	Cincinnati	.297	139	464	86	138	33	6	31	83	82	67	13	6	9
1961	Cincinnati	.323	153	545	117	176	32	7	37	124	71	94	22	3	10
1962	Cincinnati	.342	162	606	134	208	51	2	39	136	76	62	18	9	11
1963	Cincinnati	.259	140	482	79	125	19	3	21	81	61	69	26	10	14
1964	Cincinnati	.306	158	568	103	174	38	6	29	96	79	67	23	5	9
1965	Cincinnati	.296	156	582	106	172	33	5	33	113	70	100	13	9	18
1966	Baltimore	.316	155	576	122	182	34	2	49	122	87	90	8	5	10
1967	Baltimore	.311	129	479	83	149	23	7	30	94	71	84	2	3	7
1968	Baltimore	.268	130	421	69	113	27	1	15	52	73	64	11	2	12
1969	Baltimore	.308	148	530	111	168	19	5	32	100	86	62	9	3	13
1970	Baltimore	.306	132	471	88	144	24	1	25	78	69	70	1	1	7
1971	Baltimore	.281	133	455	82	128	16	2	26	99	72	62	3	0	9
1972	LA	.251	103	342	41	86	6	1	19	59	55	76	2	3	2
1973	California	.266	147	534	85	142	29	0	30	97	82	93	1	1	10
1974	Cat On	.245	144	477	61	117	27	3	22	68	65	95	5	2	10
1975	Cleveland	.237	49	118	19	28	5	0	9	24	29	15	0	0	0
1976	Cleveland	.224	36	67	5	15	0	0	3	10	11	12	0	0	0
AL Totals		.286	1203	4137	745	1164	204	21	243	744	667	967	40	19	76
NL Totals		.300	1605	5869	1094	1769	324	51	343	1068	753	895	163	58	120
ML Totals		.294	2808	10006	1829	2943	528	72	586	1812	1420	1532	203	77	198

ALCS	AVG	G	AB	R	H	2B	3B	HR	RBI	BB	SO	SB	CS	HP
1969 Bal vs. Min.	.333	3	12	1	4	2	0	1	7	3	3	0	0	0
1970 Bal vs. Min.	.200	3	10	3	2	0	0	0	1	2	5	2	0	0
1971 Bal vs. Oak	.083	3	12	2	1	1	0	0	1	1	4	0	0	0
ALCS Totals	.206	9	34	6	7	3	0	2	5	9	9	0	0	0

WORLD SERIES	AVG	G	AB	R	H	2B	3B	HR	RBI	BB	SO	SB	CS	HP
1961 Cin vs. NY	.200	5	15	3	3	2	0	1	4	5	3	0	0	1
1966 Bal vs. LA	.286	4	14	4	4	0	1	2	3	2	3	0	0	0
1969 Bal vs. NY	.188	5	16	2	3	0	0	1	1	4	3	0	0	0
1970 Bal vs. Cin	.273	5	22	5	6	0	0	2	4	0	5	0	0	0
1971 Bal vs. Pit	.280	7	25	5	7	0	0	2	2	1	8	0	0	1
W.S. Totals	.250	26	92	19	23	2	1	8	14	12	22	0	0	2

ALL-STAR	AVG	G	AB	R	H	2B	3B	HR	RBI	BB	SO	SB	CS	HP
1956-1974	.250	11	24	2	6	0	0	2	3	-	-	-	-	-

RECORDS & HISTORY

JIM PALMER—22

The greatest pitcher in Orioles history, Jim won 268 games in a 19-year career, all of it with Baltimore. He won 3 Cy Young Awards in a 4-year span ('73, '75, '76) and his 2.86 ERA is 4th on the all-time list among pitchers with 3,000 or more innings pitched.

Jim won 20 games in a season 8 times, one of only 6 who pitched exclusively in the 20th century to do that. He put that string together in a 9-year stretch, 1970-78, during which he went 176-97 with a 2.54 ERA.

In 1966, at age 20, he became the youngest pitcher ever to throw a World Series shutout, and in 1983 he became the only hurler to have won a World Series game in each of 3 decades. He was the winning pitcher in the Orioles' 1st 4 pennant-clinching games and was 8-3 in 17 post-season appearances. He was a 6-time All-Star and was the A.L.'s starting pitcher 4 times.

Jim was elected to baseball's Hall of Fame on the 1st ballot in January, 1990. He is in his 8th season as an analyst and play-by-play broadcaster for Comcast SportsNet, the Orioles' cable broadcast partner, and has also worked for ABC-TV and ESPN.

Jim lives in Baltimore and Juno Beach, FL. He has 2 daughters, Jamie Michelle and Kelly Christina.

YEAR CLUB	W	L	ERA	G	GS	CG	SHO	SV	IP	H	R	ER	BB	SO
1964 Aberdeen	11	3	2.51	19	19	9	4	—	129	75	42	36	130	107
1965 Baltimore	5	4	3.72	27	6	0	0	—	92	75	49	38	98	79
1966 Baltimore	15	10	3.46	30	30	6	0	—	208.1	176	83	60	91	147
1967 Baltimore	3	1	2.94	9	9	2	1	—	49	34	18	16	20	23
Rochester	0	0	11.57	2	2	0	0	—	7	12	9	9	5	8
Miami	1	1	2.00	5	5	0	0	—	27	20	6	6	10	18
1968 Elmira	0	2	4.32	6	6	0	0	—	25	18	13	12	19	26
Rochester	0	0	13.50	2	2	0	0	—	4	4	6	6	6	6
Miami	0	0	0.00	2	2	0	0	—	8	4	2	0	9	5
1969 Baltimore	16	4	2.34	26	23	11	6	0	181	131	48	47	64	123
1970 Baltimore	23	10	2.71	38	39	17	5	0	305	263	98	92	100	198
1971 Baltimore	20	9	2.68	37	37	20	3	0	282	231	94	84	106	184
1972 Baltimore	21	10	2.07	36	36	18	3	0	274.1	219	73	63	70	184
1973 Baltimore	22	9	2.40	36	37	19	6	1	296	225	86	79	113	158
1974 Baltimore	7	12	3.27	26	26	5	2	0	179	176	78	65	69	84
1975 Baltimore	23	11	2.09	39	38	25	10	1	323	253	87	75	80	193
1976 Baltimore	22	13	2.51	40	40	23	6	0	316	255	101	88	84	199
1977 Baltimore	20	11	2.91	39	39	22	3	0	319	263	108	103	99	193
1978 Baltimore	21	12	2.46	38	39	19	6	0	296	248	94	81	97	138
1979 Baltimore	10	6	3.29	23	22	7	0	0	156	144	66	57	43	67
1980 Baltimore	16	10	3.98	34	33	4	0	0	224	238	108	99	74	109
1981 Baltimore	7	8	3.75	22	22	5	0	0	127	117	60	53	46	35
1982 Baltimore	15	5	3.13	36	32	8	2	1	227	195	85	79	63	103
1983 Baltimore	5	4	4.23	14	11	0	0	0	76.2	66	42	36	19	34
Hagerstown	2	0	3.48	2	2	0	0	0	13	13	6	5	2	11
1984 Baltimore	0	3	9.17	5	3	0	0	0	17.2	22	19	18	17	4
ML Totals	268	152	2.86	558	521	211	53	3	3948	3349	1365	1253	1311	2212

ALCS	W	L	ERA	G	GS	CG	SHO	SV	IP	H	R	ER	BB	SO
1969 Bal vs. Min	1	0	2.00	1	1	1	0	0	9	10	2	2	2	4
1970 Bal vs. Min	1	0	1.00	1	1	1	0	0	9	7	1	1	3	12
1971 Bal vs. Oak	1	0	3.00	1	1	1	0	0	9	7	3	3	3	6
1973 Bal vs. Oak	1	0	1.84	3	2	1	1	0	14.2	11	3	3	6	15
1974 Bal vs. Oak	0	1	1.00	1	1	1	0	0	9	4	1	1	1	4
1979 Bal vs. Cal	0	0	3.00	1	1	0	0	0	9	7	3	3	2	3
1983 Bal vs. Chi	(did not pitch; appeared in 1 game as pinch runner)													
ALCS Totals	4	1	1.86	8	7	5	1	0	59.2	46	13	13	19	46

WORLD SERIES	W	L	ERA	G	GS	CG	SHO	SV	IP	H	R	ER	BB	SO
1968 Bal vs. LA	1	0	0.00	1	1	1	1	0	9	4	0	0	3	6
1969 Bal vs. NY	0	1	6.00	1	1	0	0	0	6	5	4	4	4	5
1970 Bal vs. Cin	1	0	4.60	2	2	0	0	0	15.2	11	8	8	9	9
1971 Bal vs. Pit	1	0	2.65	2	2	0	0	0	17	15	5	5	9	15
1979 Bal vs. Pit	0	1	3.60	2	2	0	0	0	15	18	6	6	5	8
1983 Bal vs. Phi	1	0	0.00	1	0	0	0	0	2	2	0	0	1	1
WS Totals	4	2	3.20	9	8	1	1	0	64.2	55	23	23	31	44

ALL STAR	W	L	ERA	G	GS	CG	SHO	SV	IP	H	R	ER	BB	SO
1970-1978	0	1	5.27	5	4	0	0	0	13.2	11	8	8	7	14

EDDIE MURRAY—33

Eddie's biography and playing record can be found on page 25.

356

ORIOLE PARK AT CAMDEN YARDS



ORIOLE PARK

357

ORIOLE PARK AT CAMDEN YARDS

THE HISTORY

Oriole Park at Camden Yards, the beautiful baseball-only facility in downtown Baltimore, became the official home of the Orioles on April 6, 1992. The construction of the park was completed in essentially 33 months from the time razing previous structures on the 65-acre parcel began June 28, 1989 in the area known as Camden Yards.

The one-time railroad center is 12 minutes west by foot from the City's Inner Harbor and only 2 blocks from the birthplace of baseball's most legendary hero, George Herman "Babe" Ruth. Ruth's father operated Ruth's Cafe on the ground floor of the family residence located at Conway Street & Little Poca, now center field at Oriole Park. The ballpark seats 48,190 (including standing room) and the project cost was approximately \$110 million. It was designed by the Kansas City architectural firm of Helmut, Obata & Kassabaum (HOK) with direction and input from the Orioles and the State of Maryland, which owns and operates the facility through its agency, the Maryland Stadium Authority (MSA).

Working under contract to HOK were the urban design firm of RTKL, the landscape architecture firm of Wallace, Roberts and Todd, and the engineering firms of Bliss and Nyitrai; Rummel, Klepper and Kahl; and Kidde Consultants, Inc. Working under contract to the Orioles were the interior design firm of Forte Design and the graphic design firm of David Ashton and Associates.

Oriole Park is state-of-the-art, yet unique, traditional and intimate in design. It blends with the urban context of downtown Baltimore while taking its image from baseball parks built in the early 20th century. Steel, rather than concrete trusses, an arched brick facade, a sun roof over the gentle slope of the upper deck, an asymmetrical playing field, and natural grass turf are just some of the features that tie it to those magnificent big league ballparks built in the early 1900's: Ebbets Field (Brooklyn), Shibe Park (Philadelphia), Fenway Park (Boston), Crosley Field (Cincinnati), Forbes Field (Pittsburgh), Wrigley Field (Chicago), and The Polo Grounds (New York) were among the ballparks that served as powerful influences in the design of Oriole Park.

THE PLAYING FIELD

The field is 16' below street level and is made up of Prescription Athletic Turf (PAT), a sophisticated irrigation and drainage system below a natural grass turf. It is designed to reduce the frequency of rainouts while shortening the length of baseball's most exasperating feature, the rain delay. The PAT system makes it possible to get the field ready for play within half an hour after the end of a heavy rainstorm. It automatically removes as many as 75,000 gallons of rainwater from the field in an hour. Following the 2000 season, the ballpark's infield and outfield were completely rebuilt, with about 5 tons of turf, sand and dirt removed from the playing surface. The drainage system was replaced with a more modern method that utilizes an inlaid piping system topped by meshing and rocks to better protect both the pipes themselves and the playing surface.

DIMENSIONS

At the same time the field was being rebuilt following the 2000 season, the ballpark's dimensions were redrawn to add distance to the outfield walls and bring fans closer to the action in other parts of the seating bowl. This was done by moving home plate approximately 7 feet closer to the backstop and angling the field slightly to the third base side. The new dimensions increased the measurements to the outfield walls about 7 feet as well, placing Camden Yards in the upper half of the largest ballparks in the majors. The new distances down the left field lines are 337 feet; to left center, 376 feet; to center field, 406 feet; right center, 391; and down the right field line, 320 feet.

Through the ballpark's first 9 years, the dimensions were 333 feet to left, 364 feet to left center, 400 feet to center, 373 feet to right center and 318 feet to right.

The park's deepest point, left of dead center (just as Fenway Park's 420-foot longest point is to the right of the center line), went from 410 feet to 417 feet. The shorter distance to the right field corner than down the left field line is compensated by a 25' high wall which extends 100' from the right field line toward center. The fence in the rest of the park is only 7' high.

THE WAREHOUSE

Located beyond right field, the B&O Warehouse is 439 feet from home plate. Built between 1898-1905, the warehouse is the longest building on the East Coast at 1016' (but only 51' wide). It has been preserved and now provides unique office space for the Orioles as well as home for the banquet facilities, the ballpark's central kitchen and space for ballpark operations. The Orioles' main ticket office operates out of the north end of the Warehouse.

Four public facilities - a souvenir shop (The Orioles Official Team Store, open daily), a cafeteria (Pastimes), a bar/lounge (Bambino's) and *the Gallery of Sports Art* at the Warehouse, a sports-themed art gallery opened in 1999 - are located on the ground floor of the warehouse and on the 8th floor is the exclusive members-only Camden Club. The ballpark and warehouse are separated by a 60' wide promenade, an extension of Eutaw Street.

Open daily, Eutaw St. is home to plaques dedicated to members of the Orioles Hall of Fame, the Mid-Atlantic Baseball Scouts Hall of Fame and the Maryland Athletic Hall of Fame, as well as monuments to the players whose numbers have been retired by the Orioles. Ballpark tours depart regularly from the Baseball Store on Eutaw Street.

SCOREBOARDS

There are 2 major electronic information centers in the ballpark to enhance enjoyment of the game. Two big boards are located on the main scoreboard in center field. The Sony JumboTRON video board (22'9" by 31'4") and an equally innovative incan-

descent lamp matrix game in progress board (24' 1/2" by 78' 1/2") built by Daktronics, Inc. (Brookings, SD) which is located on top of the JumboTRON.

Mounted on top of the 2 boards is a large double-faced clock built in Maryland by Triangle Signs that can be read from both inside the ballpark and in downtown Baltimore. That main scoreboard system also supports 2 weathervane Oriole birds to show players and fans alike the direction of wind flow.

Embedded in the tall right field wall is another electronic board (also built by Daktronics) that provides a good-ole-days feature missing from most current major league ballparks - continuously posted out-of-town scores. It accommodates 16 games at one time posting up-to-the-minute scores via a direct connection with SportsTicker, the computerized service that tracks all big league games inning-by-inning. Above the out-of-town board are flag poles which sport the pennants of each American League team in order of their daily standings in each division. There are additionally 3 auxiliary boards for the convenience of those who do not face the 2 big boards in center field.

FOUL POLES

When the Orioles moved to Camden Yards for the 1992 season, they brought with them the right field foul pole that had been used for 37 seasons at Memorial Stadium. The foul pole was affixed atop the tall wall in right field in the Flag Court. ~~It was moved several feet prior to the 2004 season to accommodate the change in field dimensions.~~ At that time, the Orioles also replaced the original Camden Yards left field foul pole with the left field pole that had been used throughout their stay at Memorial Stadium. At 70 feet high, the new left field foul pole is 20 feet shorter than the previously used pole and requires a more modest support structure, which will allow more fans in seats in the lower, club and upper deck levels to have an unobstructed view of the field.

SEATING

Every aisle seat in the park bears an extra feature: a reproduction of the 100-year old logo used by the Baltimore Orioles of the 1890's, a National League team that won consecutive pennants in 1894-95-96.

The lower deck comprises some 18,000 box seats between the foul poles. Behind the lower boxes are some 6,500 terrace box seats. Seats in the lower stand are generally closer to the field. From the front row of seats to first and 3rd bases, for example, the distance is 45'. From home plate to the screen measures ~~325~~ *391* feet.

The Mezzanine, or Club Level, stretches from the right field foul pole ground to left-center field and is accessible by escalators, elevators, stairs, and ramps. There is waiter service available at the seats and behind the seating area on the club level concourse is a climate-controlled lounge with private dining and bar areas plus many other amenities, including the Diamond Club restaurant.

Also at the Club Level are 72 luxury suites, each containing 10 to 14 seats. These suites can be leased on a yearly basis from \$89,000 to \$247,000. In addition, there are a number of suites that are available for rent on an individual game basis, several of which hold 10-18 people, and 3 larger party suites which can accommodate groups of up to 60 people.

The Upper Deck contains 25 rows of seats (the first 12 are boxes, the last 13 reserved seats) and has a gentle slope of 31 degrees (Memorial Stadium, like many parks, was 33 degrees). A sun roof was constructed to cover half of the upper deck seating area.

Eutaw St. Reserve

Some 1,850 ~~bleacher seats~~ among the most popular in the park, are located in right-center field. There are also standing room only tickets that go on sale 2 hours before game time. The SRO areas are found on the right field flag court and just above the visitor's bullpen in left field.

Total seating capacity in the ballpark is 48,190. More than 400 seats are available to fans with disabilities in the equal access areas (EA) which are located throughout the ballpark.

ACCESSIBILITY/PARKING

It is easily reached via rail, bus and subway lines as well as 4 major highways (I-95, I-83, I-70 and the Baltimore-Washington Parkway). The MARC train and light rail trains both have stops directly on site. About 4,000 parking spaces are located south of the park on-site and numerous spaces are located in garages and lots within walking distance of the ballpark.

ORIOLE PARK AT CAMDEN YARDS GROUND RULES

- 1.) Foul poles with screens attached are outside of playing field.
- 2.) Thrown or fairly batted ball that remains behind or under the canvas or canvas holder.
- 3.) 2 bases. Ball rebounding in playing field. In play.
- 3.) Ball striking surfaces, pillars or facings surrounding the dugout. In dugout.
- 4.) Ball striking railings around photographer's booths. In play.
- 5.) Fair bounding ball striking railings above cement wall down right field line. Out of play.
- 6.) Fly ball hitting the grounds crew shed roof in right field and bouncing back into play. Home Run.

IMPROVEMENTS MADE TO ORIOLE PARK

Each year, the Orioles work hard to enhance our fans' "Oriole Park Experience." Among the improvements made this past off-season...

• Work was completed on repainting the entire steel "superstructure" of the ballpark. The work was begun prior to the 2000 season.

Since Oriole Park at Camden Yards opened in 1992, a number of other exciting improvements have been made to help enhance the "Oriole Park Experience"...

• Prior to and during the early part of the 2000 season, the entrance area to the Homeplate Elevator Lobby was redesigned to provide a new floor covering, new wall finishes and redesigned elevators.

• The first floor lobby of the Warehouse at 333 W. Camden Street was redesigned from floor to ceiling to provide improved traffic flow and to accentuate the original structural and architectural elements of the Warehouse.

• The fourth floor lobby of the Warehouse also was refinished and improved to create a fresher, more enjoyable experience for those using party facilities and club level ticket holders who use this entrance to the ballpark.

• Expanding on improvements made during the 1999 season, the ticket reader system used at the turnstiles was upgraded. The ticket entrances were enlarged and the reader system itself was expanded to allow more types of tickets to be fed through the turnstile readers, providing fans a smoother, quicker entry to the ballpark.

• In an on-going project that began in early 1999, the Orioles offices located in the B & O Warehouse have undergone major renovations in order to give the offices a warmer look. In addition to redesigned office space, new artwork and artifacts are displayed in the lobby and in the glass entry doors.

• Prior to the 1999 season, an Upper Deck Fan Assistance Center was constructed in the Homeplate Elevator Lobby.

• Homestead Gardens, based in Davidsonville, MD, entered into a partnership with the Orioles starting in 1998 to help beautify Oriole Park and its surrounding grounds with flowers and plants.

• Prior to the 1999 season, the warning track surrounding the playing field was painted a shade of brown to more closely match the color of the infield dirt and to complement the colors of the B&O Warehouse.

• The Club Level and Suites have undergone a complete refurbishing, including new furniture, wallpaper and carpeting. The alcove lounges on the Club Level have been named and decorated in themes, providing greater ambience for fans and making it easier to meet friends at a designated area, such as the "All-Star Lounge," "Hall of Fame Lounge" and "MVPs Lounge."

Photos and records of each Oriole team beginning in 1954 adorn the corridors. Orioles Hall of Fame banners have been hung outside the party suites in the left field area of the Club Level.

• Smoking was banned from the seating bowl in 1993. It is permitted only on the concourses.

Plaques and other displays around the ballpark honor various athletic accomplishments...

• Orioles Hall of Fame: Located at the north end of the warehouse on the wall at the base of the scoreboard, plaques honor the members inducted annually and are similar in appearance to those enshrined in Cooperstown. They feature the Oriole Hall of Fame's likeness and a brief description of his accomplishments.

• Orioles' Retired Numbers: 4-foot monuments, located at the north end of the warehouse in front of the Orioles ticket windows, honor the uniform numbers worn by Earl Weaver (4), Brooks Robinson (5), Frank Robinson (20), Jim Palmer (22) and Eddie Murray (33).

• The Maryland Athletic Hall of Fame: Located on the wall of Sections 1-3 on Eutaw Street, these plaques honor native Marylanders representing more than 30 different sports...The selection committee is comprised of 12 Marylanders with extensive sports backgrounds.

• Mid-Atlantic Scouts Hall of Fame: As a tribute to baseball scouts over the years, the plaques are mounted on a wall on Eutaw Street.

• Cal Ripken Seat: To honor Cal's 278th career homer, surpassing Ernie Banks' major league record for home runs by a short-stop, the Orioles marked the spot where the ball landed (Section 86, Row FF, Seat 10) with a red seat...The homer came on July 15, 1993, off Scott Erickson, then with Minnesota.

• Eddie Murray Seat: To honor Eddie's 500th career home run, hit on September 6, 1996, off Detroit's Felipe Lira, the Orioles installed an orange seat in the right field bleachers where the ball landed (Section 96, Row D, Seat 23).

• Eutaw Street Home Runs: Brass baseball plates are embedded into the Eutaw Street sidewalk marking the spots where home runs cleared the right field fence wall. These plates contain the home run hitter's name, his team's logo, the distance the ball traveled, and the date the home run was hit.

• Plaques in the Oriole Park press box have been erected honoring three individuals: the late Rex Barney, Orioles public address announcer for more than 25 years; the late Vernon Joiner, longtime head of the club's famed press box attendants crew; and Bob Brown, the Orioles' public relations director for more than 25 years.

BALLPARK TOURS

Fans continue to flock to Camden Yards even when the Orioles aren't playing. Since Oriole Park at Camden Yards opened in 1992, more than 5,000,000 people have toured the nation's most talked about ballpark. Last year, 15,154 people took the tour, which includes behind the scenes look at the club level suites, press box, scoreboard control room and dugouts. May 2001 ready to take people toured Oriole Park, the largest one-world tour in the ballpark history. Public tours of Oriole Park and the grounds are given daily throughout the year except when the Orioles play an afternoon game at home. Tour tickets are sold on the day of tours and are available on a first-come, first-served basis at the Orioles Box Office, located at the north end of the B&O Warehouse. For tour schedule, prices and private group tour information, call 410-547-6234.

PRE-GAME WORKOUT SCHEDULE AT ORIOLE PARK

1:05 PM Start	3:05 PM Start	7:35 PM Start
In Uniform	In Uniform	In Uniform
Orioles Batting	Orioles Batting	Orioles Batting
Visitors Batting	Visitors Batting	Visitors Batting
Orioles Infield	Orioles Infield	Orioles Infield
Visitors Infield	Visitors Infield	Visitors Infield
Ground Crew	Ground Crew	Ground Crew
10:25 - 10:45	12:25 - 12:45	4:55 - 5:15
10:45 - 11:45	12:45 - 1:45	5:15 - 6:15
11:45 - 12:25	1:45 - 2:25	6:15 - 6:55
12:25 - 12:35	2:25 - 2:35	6:55 - 7:05
12:35 - 12:45	2:35 - 2:45	7:05 - 7:15
12:45	2:45	7:15
1:15 PM Start	4:05 PM Start	8:05 PM Start
In Uniform	In Uniform	In Uniform
Orioles Batting	Orioles Batting	Orioles Batting
Visitors Batting	Visitors Batting	Visitors Batting
Orioles Infield	Orioles Infield	Orioles Infield
Visitors Infield	Visitors Infield	Visitors Infield
Ground Crew	Ground Crew	Ground Crew
10:35 - 10:55	1:25 - 1:45	5:25 - 5:45
10:55 - 11:55	1:45 - 2:45	5:45 - 6:45
11:55 - 12:35	2:45 - 3:25	6:45 - 7:25
12:35 - 12:45	3:25 - 3:35	7:25 - 7:35
12:45 - 12:55	3:35 - 3:45	7:35 - 7:45
12:55	3:45	7:45
1:35 PM Start	7:05 PM Start	
In Uniform	In Uniform	
Orioles Batting	Orioles Batting	
Visitors Batting	Visitors Batting	
Orioles Infield	Orioles Infield	
Visitors Infield	Visitors Infield	
Ground Crew	Ground Crew	
10:55 - 11:15	4:25 - 4:45	
11:15 - 12:15	4:45 - 5:45	
12:15 - 12:55	5:45 - 6:25	
12:55 - 1:05	6:25 - 6:35	
1:05 - 1:15	6:35 - 6:45	
1:15	6:45	

change to 4:15

add 12:35

change



GALLERY E AT THE WAREHOUSE

Gallery E, a 5,800 square foot Sports Art Gallery, was opened in the south end of the Warehouse in 1999 and features works from both local and national artists including LeRoy Neiman, Stephen Holland and Norman Rockwell. The Orioles joined Dodge Stadium and The Ballpark in Arlington in opening sports-themed art galleries. The gallery will also feature original paintings, sculptures, limited edition prints and posters representing a wide range of sports including baseball, fishing, horseracing and golf. For more information, call 410-547-6220.

Gallery E at the Warehouse

349 West Camden Street
Hours: Monday thru Friday 10-6
Saturday 10-5, Sunday 11-5

FIRSTS AT ORIOLE PARK AT CAMDEN YARDS

FIRST GAME: April 6, 1992 vs. Cleveland Indians

FIRST PITCH: Thrown by Rick Sutcliffe

FIRST PITCH AND GAME TIME TEMPERATURE: 3:20 pm EDT. It was a ball...Temperature was 63 degrees

FIRST BATTER: Kenny Lofton, Indians center fielder, tied out to right fielder Joe Orsulak on a 3-2 pitch

FIRST HIT: Cleveland's first baseman Paul Sorrento, singled to left-center with one out in the top of the 2nd inning

FIRST ORIOLES HIT: Orioles first baseman Glenn Davis led off the bottom of the 2nd inning with a single to center

FIRST RUN: In the 5th inning, O's designated hitter Sam Horn walked, went to 2nd base on 3rd baseman Leo Gomez's single and scored on catcher Chris Holes' double

FIRST RBI: Catcher Chris Holes hit a ground-rule double (ball bounced over the left-center fence) to score Sam Horn

FIRST DOUBLE: Chris Holes, driving in Sam Horn for the ballpark's first RBI

FIRST STRIKEOUT: Sutcliffe victimized Cleveland's right fielder Mark Whiten in the 2nd inning

FIRST HOME RUN: Cleveland's Paul Sorrento (3-run homer), 1st inning, off Bob Mielacki, April 8

FIRST ORIOLES HOME RUN: Mike Diverseaux, leading off the 4th inning (off Cleveland's Jack Armstrong), April 9

FIRST STOLEN BASE: Cleveland's Mark Lewis (against Ben McDonald and Chris Holes), 3rd inning, April 9

FIRST GRAND SLAM: Randy Milligan, 7th inning, off Les Lancaster, April 17, vs. Detroit

FIRST MULTIHOMER RUN GAME: Milligan (2), off Detroit's Scott Aldred (one on) and Les Lancaster (grand slam), April 17

FIRST TRIPLE: Cal Ripken, 8th inning, April 17 vs. Detroit, off Scott Aldred

FIRST SAVE: Gregg Olson, April 18 vs. Detroit, in a 3-2 victory

ORIOLES ATTENDANCE INFORMATION ANNUAL ATTENDANCE FIGURES, 1954-2000

YEAR	ATTENDANCE	HOME DATES	AVG/DATE	ATTENDANCE	ROAD DATES	AVG/DATE	YEAR
1954	3,285,128	81	40,681	2,014,809	81	25,185	2000
1955	3,432,150	80	42,914	2,203,282	80	27,541	1999
1956	3,685,194	81	45,486	2,247,480	81	27,746	1998
1957	3,711,132	81	45,816	2,285,102	81	28,261	1997
1958	3,846,950	81	45,024	2,167,563	79	27,437	1996
1959	3,086,475	72	43,034	1,750,902	72	24,318	1995
1960	2,535,359	54	46,951	1,664,707	57	29,206	1994
1961	3,844,905	80	45,592	2,192,041	81	27,062	1993
1962	3,507,819	80	44,598	2,188,437	81	27,016	1992
1963	2,532,753	79	32,313	2,129,458	80	26,815	1991
1964	2,415,189	79	30,572	2,034,936	79	25,755	1990
1965	2,535,208	78	32,503	2,041,702	81	25,206	1989
1966	1,600,736	74	22,442	1,876,950	81	23,209	1988
1967	1,835,692	78	23,535	1,885,669	80	21,725	1987
1968	1,973,176	79	24,977	1,737,994	80	21,808	1986
1969	2,132,387	80	26,655	1,657,415	76	21,808	1985
1970	2,045,784	78	26,918	1,759,964	81	21,728	1984
1971	2,042,071	77	26,520	1,854,401	77	24,083	1983
1972	1,611,031	74	21,798	1,622,107	80	20,278	1982
1973	1,024,247	53	19,325	954,002	46	20,739	1981
1974	1,797,436	60	22,468	1,558,616	77	20,891	1980
1975	1,681,009	72	23,347	1,588,750	76	21,036	1979
1976	1,051,724	73	14,407	1,495,193	78	19,169	1978
1977	1,195,789	74	15,529	1,409,544	72	18,577	1977
1978	1,058,609	74	14,306	1,307,320	74	15,725	1976
1979	1,002,157	68	14,738	1,163,851	74	15,725	1975
1980	962,572	74	13,008	1,286,501	75	17,153	1974
1981	939,067	72	13,329	1,165,247	75	15,803	1973
1982	899,950	69	13,042	1,243,111	74	16,799	1972
1983	1,023,037	64	15,985	1,166,471	76	15,948	1971
1984	1,057,089	75	14,084	1,312,337	78	16,825	1970
1985	1,058,188	73	14,495	1,242,751	74	16,794	1969
1986	943,977	71	13,295	1,285,254	76	16,861	1968
1987	955,053	64	14,923	1,145,275	74	15,477	1967
1988	1,233,366	67	17,961	1,307,246	76	17,261	1966
1989	781,549	68	11,495	850,337	73	12,747	1965
1990	1,116,215	69	16,177	1,057,173	72	14,883	1964
1991	774,343	72	10,755	928,612	71	13,079	1963
1992	790,254	72	10,970	986,544	70	12,665	1962
1993	951,089	70	13,587	1,001,302	71	14,103	1961
1994	1,187,549	71	16,730	1,151,055	69	16,650	1960
1995	891,525	64	13,936	990,449	71	13,650	1959
1996	829,991	67	12,388	660,304	69	9,570	1958
1997	1,029,501	67	15,367	730,289	66	11,201	1957
1998	901,201	67	13,539	678,073	64	10,595	1956
1999	652,330	62	13,743	948,412	56	11,573	1955
2000	1,091,910	67	15,364	914,833	64	9,607	1954
Totals	80,463,760	3,352	24,005	66,871,604	3,422	19,472	Totals

Average Annual Attendance: Home-1,211,580; Road-1,417,894
*Strike-shortened season; †Led League in Total Attendance

ORIOLES RECORD CROWDS

MEMORIAL STADIUM (1954-1991)			ORIOLE PARK AT CAMDEN YARDS (starting 1992)		
ATTENDANCE	DATE	OPPONENT	ATTENDANCE	DATE	OPPONENT
Largest Crowd, MS	54,458	Oct 5, '66	Dodgers (World Series, Game 4)		
Largest Crowd, Reg Sea, MS	52,395	Apr 4, '88	Brewers (Opening Day)		
Largest Crowd, OPCY	49,137	Oct 4, '97	Mariners (Division Series, Game 3)		
Largest Crowd, Reg Sea, OPCY	49,072	July 15, '99	Brewers (Phillies)		
Single Night Game	51,649	Aug 16, '80	Yankees		
Day Doubleheader	51,764	Jun 10, '84	Tigers		
Night Doubleheader	51,883	Oct 1, '82	Brewers		
Opening Day	52,395	Apr 4, '88	Brewers		
Memorial Day	47,851	May 30, '94	Tigers		
July 4th	47,336	Jul 4, '94	Mariners		
Labor Day	46,085	Sep 6, '93	Mariners		
Smallest Crowd	655	Aug 17, '72	White Sox		
Five-Date Series	249,805	Aug 14-18, '80	Yankees		
Four-Date Series	192,484	July 6-12, '86	Red Sox		
Three-Date Series	150,757	Oct 1-3, '82	Brewers		
Two-Date Series	95,880	May 29-31, '97	Tigers		
ON THE ROAD					
ATTENDANCE	DATE	OPPONENT	ATTENDANCE	DATE	OPPONENT
Largest Crowd	67,064	Oct 16, '83	Phillies (WS, Gm 5)		
Largest Crowd, Reg Sea	64,540	Apr 10, '97	Indians (Opening Day)		
Smallest Crowd	478	Sep 19, '63	Angels (Dodger Stadium)		
Three-Date Series	156,456	Aug 8-10, '80	Yankees (Yankee Stadium)		
Four-Date Series	201,983	May 6-9, '93	Blue Jays (SkyDome)		

* Major League Record

ATTENDANCE

The Orioles have drawn five of the 16 highest single season attendance totals in major league history:

All-Time Single Season Attendance Record					
1. Colorado	4,483,350	1993	10. ORIOLES	3,711,132	1997
2. Toronto	4,057,947	1993	11. ORIOLES	3,685,194	1996
3. Toronto	4,028,318	1992	12. ORIOLES	3,646,950	1996
4. Toronto	4,001,526	1991	13. ORIOLES	3,644,965	1993
5. Colorado	3,891,014	1996	14. Los Angeles	3,608,881	1982
6. Colorado	3,888,453	1997	15. Arizona	3,602,856	1996
7. Toronto	3,885,284	1990	16. ORIOLES	3,567,819	1992
8. Atlanta	3,884,720	1993	17. Los Angeles	3,510,313	1983
9. Colorado	3,769,347	1998			

AMONG THE MAJOR LEAGUE LEADERS: The Orioles had never led the AL in total or average attendance until 1995, then did it for five consecutive years. Last year, the Orioles finished second in the American League to Cleveland and fourth in the majors (behind San Francisco and St. Louis) in total and average attendance. The Orioles drew nearly 3.3 million fans and averaged more than 40,000 per game for the 5th straight season.

MORE THAN 30 MILLION SOLD: In nine seasons at Oriole Park, the O's have drawn 30,618,229 fans for 803 home dates, an average of 38,137 per game. It took until their 30th season and 2,000 dates for the Orioles to draw as many fans to their former home, Memorial Stadium, topping the Camden Yards total on April 20, 1992. Total attendance in 38 seasons (2,716 dates) at Memorial Stadium was 49,845,588.

"QUICKEST TO" MILESTONES

- 3 million 66 home dates ('93, '97 & '98)
- 2 million 43 home dates ('94)
- 1 million 22 home dates ('94)

LARGEST CROWDS, LARGEST SERIES: In 2000, the Orioles drew the three largest crowds ever to watch regular season games at Oriole Park. Their game against Atlanta on July 15 drew a record 49,013, the first regular season crowd to top the 49,000 mark. It was not until 1999 that the Orioles drew more than 48,500 for a regular season game, a feat they accomplished on two other occasions in 2000: April 30 vs. Texas and May 13 vs. Boston. In all, five of the Orioles top 10 crowds at Oriole Park came in the 2000 season.

In 1998, the Orioles drew both the largest three-date and four-date series in Camden Yards history. The Aug. 21-23, 1998 series vs. Cleveland drew the largest three-date total in park history, 144,784. The top four-date series was 192,494 for the July 9-12, 1998 set with Boston.

The Orioles have drawn 40,000 or more fans on 510 of 880 regular season dates at Oriole Park (58%). They have drawn 47,000 or more for 284 dates, including 16 in 2000.

Oriole Park's four largest crowds all-time came during the 1997 post-season, topped by the 49,137 fans who attended Game 3 of the Division Series vs. Seattle. The three games vs. Cleveland in the 1997 American League Championship series also drew more than 49,000 fans.

SMALLEST CROWDS: A weekday make-up game against the Texas Rangers on June 20, 1996 drew the smallest crowd ever to attend a game at Oriole Park - 21,748. The make-up was supposed to have been played as part of a doubleheader the previous night, but rain caused the second game to be postponed. The doubleheader was necessitated when the June 17 game between the two clubs ended in a 1-1 tie when rain forced its postponement. The only three dates to draw fewer than 50,000 fans since the ballpark opened have been on weekday make-up games including the 21,963 who attended an August 15, 1997 game against Seattle that had been cancelled the night before because of a lighting failure in the ballpark (The other date, 22,564 for an April 22, 1993 make-up game vs. Chicago, ending a string of 65 consecutive sellouts).

More than 40,000
6 5 12 11 4 38 times
more than 47,000
2 6 5 13

43,807
Boston
10/6/01
43,748
Boston
8/11/01

LARGEST REGULAR SEASON CROWDS AT ORIOLE PARK

1. 49,572	Phi	July 15, 2000	21. 48,129	NYN	Sept. 30, 2000
2. 48,579	Bos	May 13, 2000	22. 48,113	NYN	Sept. 18, 1998
3. 48,563	Tex	April 30, 2000	23. 48,098	All	June 6, 1998
4. 48,544	Ana	July 24, 1999	24. 48,053	Chi	April 16, 1998
5. 48,531	Phi	June 5, 1999	25. 48,050	All	June 7, 1998
6. 48,505	Det	Aug. 7, 1999	26. 48,075	NYM	Aug. 31, 1997
7. 48,443	Phi	June 10, 2000	27. 48,068	NYM	Aug. 30, 1997
8. 48,374	Cle	Aug. 21, 1998	28. 48,044	NYN	Sept. 19, 1998
9. 48,365	Sea	July 25, 1998	29. 48,043	Bos	July 10, 1998
10. 48,354	Bos	May 12, 2000	30. 48,039	All	June 5, 1998
11. 48,338	Bos	Oct. 2, 1999	31. 48,038	Ana	Sept. 12, 1998
12. 48,272	Cle	Aug. 23, 1998	32. 48,027	NYN	June 16, 1998
13. 48,269	NYN	June 17, 1998	33. 48,022	NYN	June 15, 1998
14. 48,263	Min	Aug. 23, 1997		NYM	Aug. 29, 1997
15. 48,244	Bos	July 11, 1998	35. 48,020	NYN	June 27, 1999
16. 48,230	Tex	April 29, 2000	36. 48,014	Bos	July 9, 1998
17. 48,199	Sea	July 26, 1998	37. 48,013	Ana	Sept. 13, 1998
18. 48,154	KC	Aug. 29, 1998		NYN	Sept. 20, 1998
19. 48,148	Sea	July 24, 1998	39. 48,011	Tor	June 20, 1998
20. 48,138	Cle	Aug. 22, 1998	40. 48,003	Det	May 20, 1997

LARGEST 2-DATE SERIES AT ORIOLE PARK

1. 95,880	Det	May 20-21, 1997	6. 94,853	Cle	May 6-8, 1994 (B)
2. 95,624	Bos	July 16-17, 1997	7. 94,506	Oak	April 25-26, 1994
3. 95,498	Cle	May 30-31, 1997 (A)	8. 92,592	Tex	April 5-7, 1993
4. 95,325	NYN	June 3-4, 1997	9. 92,327	KC	April 4-5, 1994
5. 95,252	Det	Aug. 4-5, 1998	10. 90,589	NYN	April 30-May 1, 1996

A-4 game series with 2 rainouts
B-3 game series with 1 rainout

LARGEST 3-DATE SERIES AT ORIOLE PARK

1. 144,784	Cle	Aug. 21-23, 1998	9. 143,797	NYN	June 25-27, 1999
2. 144,712	Sea	July 24-26, 1998	10. 143,691	Min	Aug. 22-24, 1997
3. 144,318	NYN	June 15-17, 1998	11. 143,522	KC	Aug. 28-30, 1998
4. 144,227	All	June 5-7, 1998	12. 143,416	Chi	July 18-20, 1997
5. 144,170	NYN	Sept. 18-20, 1998	13. 143,232	Phi	June 30-July 2, 1997
6. 144,165	NYM	Aug. 29-31, 1997	14. 143,221	Tex	July 28-30, 1997
7. 144,012	All	July 13-15, 2000			
8. 143,906	Phi	June 4-6, 1999			

LARGEST 4-DATE SERIES AT ORIOLE PARK

1. 192,494	Bos	July 9-12, 1998	6. 189,105	Det	Sept. 19-22, 1997
2. 190,967	Tor	June 26-29, 1997	7. 188,808	Det	May 30-June 2, 1994
3. 189,919	Tor	June 18-21, 1998	8. 188,514	NY	June 13-16, 1994
4. 189,537	NYN	Sept. 11-14, 1997	9. 188,183	Oak	July 7-10, 1994
5. 189,344	Bos	July 4-7, 1996	10. 187,620	TB	May 15-18, 1998

NOTE: There have been 27 four-date series in CPAP history, two of them in 2000. The only one that does not rank among the top 30 in franchise history is a series vs. Chicago, August 14-17, 2000, which drew 157,038. The largest 4-date series at Memorial Stadium was 167,456 vs. Boston, June 15-18, 1990.

MEDIA



John F. Steadman
1927-2001

John Steadman, the legendary Baltimore sportswriter who chronicled the Maryland sports scene in thousands of newspaper columns for a half-century, passed away on January 1, 2001. For two years, he fought a courageous battle against cancer.

In his memory, the Orioles dedicate the 2001 season toward promoting cancer awareness and to raising funds for cancer research through The John Steadman Cancer Initiative.

John Steadman was a man of integrity, honesty and courage. A man can have no greater legacy.

He will be greatly missed.

BALTIMORE & WASHINGTON CHAPTERS BASEBALL WRITERS ASSOCIATION OF AMERICA

Mel Antonen, USA Today
Paul Attner, The Sporting News
Kent Baker, Baltimore Sun
Tom Boswell, Washington Post
Mike Dodd, USA Today
John Eisenberg, Baltimore Sun
John Feinstein, Washington Post
Bill Gileas, Washington Post
David Ginsburg, Associated Press

Peter Schmuck, Baltimore Sun, Chairman
Joe Gross, Annapolis Capitol
Dick Heller, Washington Times
Phil Jackson, Baltimore Sun
Richard Jewell, Washington Post
Dave Kindred, The Sporting News
Tony Kornheiser, Washington Post
Roch Kubatko, Baltimore Sun
Thom Loverro, Washington Times

Mark Maske, Washington Post
Mike Preston, Baltimore Sun
Ken Rosenthal, The Sporting News
Dave Sheinin, Washington Post
Michael Wilbon, Washington Post
Mark Zuckerman, Washington Times
George Solomon, Washington Post
Joe Standa, Baltimore Sun

*Dan Connolly - YOR
Gary Graves - USA Today*

HONORARY MEMBERS

Charles Barbour
Gordon Beard
Jim Elliott
Bob Facht
Alan Goldstein

Jim Henneman
Mark Hyman
Wheeler Johnson
Bob Maisei
Sam Lacy

George Minot
Ken Nigro
Bill Tanton
Mortie Zad

PRINCIPAL RADIO-TELEVISION SPORTS COMMENTATORS

Baltimore

TELEVISION: WMAR TV - Scott Garneau and Keith Mills. WBAL TV - Gerry Sandusky, Chris Ely. WJZ TV - John Suren and Stan Saunders. WBFF TV - Bruce Cunningham and Steve Davis.
RADIO: WBAL Radio - Steve Melowski and Steve Stewart. WCBM Radio - Ted Patterson. WYYY Radio - Jerry Coleman. WJFK Radio - Scott Shapiro and Craig Heist. WNST Radio - Nestor Aparicio. WQSR Radio - Tom Davis.

Washington, DC and Pennsylvania

TELEVISION: WRC TV - George Michael and Wally Brodner. WTTG TV - Dave Feldman and Diane Roberts. WJLA TV - Rene Knott and Greg Toland. WUSA TV - Ken Mease and Jess Alkerson.
RADIO: WTEM Radio - Phil Wood. WTOP Radio - Byron Kerr and Jonathan Walker. WBSA Radio (York, PA) - Gary Sutton and Jeff Schillman. WQSA Radio (York, PA) - Gary Sutton.

Dyrol Joyner

Frank Herzig

*Greg Hance
6 Channel 7*

ORIOLES 2001 TELEVISION NETWORK		ORIOLES 2001 RADIO NETWORK	
Maryland, Washington & Delaware		Delaware	
WJZ	Baltimore Metro Area	Newark	WNRK-AM (1260 AM)
WSSA	Baltimore Metro Area	District of Columbia	
WBGO	Washington Metro Area	Washington	WTEM-AM (980 AM)
Comcast Cable	Washington Metro Area		WWRC-AM (570 AM)
	Salisbury, Dover, Pocomoke, Georgetown, Rehoboth Beach, DE, Harrington, DE.		WGAY-AM (1260 AM)
Suburban Cable	New Castle County, DE	Maryland	
WLYH	Harrisburg, York, Lebanon, Lancaster, PA	Aberdeen	WAMD-AM (970 AM)
WSPC	York, PA	Baltimore	WBAL-AM (1050 AM)
WJAL	Chambersburg, PA	Cambridge	WCEN-FM (106.3 FM)
Virginia		Cumturburgh	WTBC-AM (1450 AM)
WDRL	Danville, Roanoke, Lynchburg, VA	Frederick	WFMD-AM (930 AM)
WUPV	Richmond, VA	Frostburg	WFRB-FM (105.3 FM)
North Carolina		Hagerstown	WARK-AM (1490 AM)
WUPN	Greensboro, High Point, Winston-Salem, NC	Pocomoke City	WBRY-FM (96.9 FM)
WHKY	Hickory, Western, NC	Snow Hill	WDMV-FM (540 AM)
WNVN	Roanoke Valley, Southside Virginia, NC	Westminster	WQMR-FM (101.1 FM)
WKFT	Raleigh, Durham, Fayetteville, NC		WTTN-AM (1470 AM)
WITN	Eastern Carolina	Pennsylvania	
Comcast SportsNet is available in a six-state region, including all of Maryland, Virginia, Delaware, and Washington, D.C. and parts of North Carolina, West Virginia, and Pennsylvania.		Chambersburg	WCHA-AM (800 AM)
* Flagship stations		Hanover	WHVR-AM (1280 AM)
		York	WSSA-AM (910 AM)
		Virginia	
		Leesburg	WAGE-AM (1200 AM)
		Winchester	WING-AM (1400 AM)
		West Virginia	
		Martinsburg	WEPN-AM (1340 AM)

check on these

ORIOLES RADIO & TELEVISION

RADIO

Announcers: Jim Hunter, Fred Manfra and Chuck Thompson

WBAL (1090 AM) is in its 14th consecutive season as the flagship station for the Orioles radio network. The 2001 season also marks the 38th time since Baltimore returned to the major leagues 47 seasons ago that WBAL has originated Orioles broadcasts. The station first carried Orioles games in 1957, the club's fourth season.

This is the 2nd year...
This year the Orioles entered into a partnership with Clear Channel Communication to broadcast all Orioles games in the Washington, D.C. and Northern Virginia metropolitan area. The majority of the games will air on WTEM (980 AM), with some being broadcast on WWRC (570 AM) and WGAY (1260 AM). In all, there are xx stations on the Orioles Radio Network, covering xxx states and the District of Columbia.

JIM HUNTER



Veteran broadcaster Jim Hunter is in his 40th year as a member of the Orioles and WBAL Radio broadcast team. He was named to the post on February 5, 1997 and brings to the booth 28 years of diversified broadcasting experience that ranges from Major League Baseball to the NFL to the Olympic Games.

Hunter, 42, came to Baltimore from CBS Radio Sports where he had been since 1982. He had been a member of the network's "Game of the Week" announcing team since 1986. He broadcast the American League Championship Series, teaming with Johnny Bench from 1990-92, and with the Orioles first radio voice, Ernie Harwell, in 1993. In 1995, he called the National League Division Series and the NLCS, teaming with Jerry Coleman. In 1996, he called the American League Division Series in which the Orioles downed the Cleveland Indians, three games to one, and the NLCS. In addition, Hunter hosted "Inside Pitch," the CBS Radio Sunday Night Baseball pre-game show.

During the off-season, Jim hosts the weekly Orioles "Hot Stove" show on WBAL, live from the Orioles bar in the Sheraton Inner Harbor. The past two off-seasons, Jim announced college basketball for Comcast Cable Network in addition to his many appearances in the community on behalf of the ballclub.

When Jim began his career at CBS in '82, he served as the Saturday evening anchor of Sports Central USA. He was later assigned to host Sportsbreak, a daily feature heard on CBS Radio from 1984-87. In 1987 that Jim was named full week-end anchor of Sports Central USA.

Jim's experience is varied and all-inclusive. In 1992 from Albertville, France and again in 1994 from Lillehammer, Norway, Hunter served as a studio anchor for CBS Radio's network coverage of the Winter Olympic Games. Also, he was the host for the NFL Preview and NFL pre-game and halftime reports. Jim has covered 12 Super Bowls. He began his broadcasting career in 1978 at WJLK Radio in Asbury Park, NJ.

Hunter is a 1973 graduate of St. Benedict School and a 1977 graduate of St. John Vianney High School in Holmdel, NJ and he was inducted into his high school's athletic Hall of Fame in 1994. He attended Brookdale Community College and is a 1982 graduate of Seton Hall University in South Orange, NJ.

On February 1, 1998, Jim received the prestigious Radio/TV Media Excellence Award from the New Jersey Sportswriters Association.

Jim resides in Fallston, MD with his wife, Bonnie. They have three children: Jimmy (17), Jeffrey (15), and Allie (11) and a faithful dog named Garth.



FRED MANFRA

it appeared inevitable that Fred Manfra's career plans would lead him to broadcasting Orioles games on the radio. One of his athletic highlights is hitting a double off the left field wall at Memorial Stadium in an American Legion game, and under his photo in the Patterson High School (class of '64) yearbook it says, "Fred's...future plans are in...Radio-TV work."

The Baltimore native returns for his 10th season as radio voice of the Orioles. The award-winning sportscaster came back to Charm City and WBAL Radio in 1993 after doing 22 sports shows every weekend since 1981 on more than 500 stations for the ABC Radio Information Network.

The past two seasons, Fred also called some action from the television booth, working with HTS on their spring training broadcasts.

Manfra worked for ABC Radio for 15 years, hosting weekend sports programs, along with a number of other assignments for the network.

When he moved into the Oriole broadcast booth in '93, it wasn't the first time he'd been heard doing O's games. In 1991, he did a series at Memorial Stadium and before that, in the late '70s, he periodically filled in on games for WBAL radio. His baseball experience also included a stint with the Detroit Tigers on cable television in 1980.

But baseball is only one of many sports Manfra has announced. His resume includes some of the most prestigious events in the business, including NBA Finals and NBA All-Star Games (1985-91), 1984 Olympic men's and women's basketball and 1988 Olympic ice hockey, NHL Stanley Cup Finals and All-Star Game (1991) and horse racing's Triple Crown races (Kentucky Derby, Preakness at Pimlico and the Belmont Stakes) from 1982-2000 and added the Breeders' Cup this past year.

His Olympic assignments have been varied and have taken him around the globe, including Sarajevo, Yugoslavia and Los Angeles (in 1984), Calgary and Seoul, South Korea (in 1988), Albertville, France and Barcelona, Spain (1992) and Lillehammer, Norway in February, 1994. His assignments have included men's and women's basketball in 1984 and ice hockey in 1988, as well as anchoring the Opening and Closing Ceremonies, other play-by-play and hourly updates.

Fred began his radio career in the early '70s at KREL in Corona, CA. He moved eastward with stops in Ventura, CA (KBBQ-FM/KBBY-FM); Davenport, IA (KSTT-AM); Milwaukee (WRIT-AM) and Detroit (WWJ-AM) in addition to AP Radio Network Sports in Washington, D.C., before settling in the New York area with ABC Network Radio.

He has done college football and basketball for the University of Iowa (1975) and the University of Michigan (1979-80), as well as USFL and Arena football, New York Knicks basketball, boxing and wrestling. He also had done voice work for Madison Square Garden and for professional football team highlights films and the Sports Year in Review for ABC Radio Network (1983-1998). Along the way, he's received numerous awards for his live action and studio reports. In 1996, Fred was inducted to the Patterson High School Hall of Fame, the same year Orioles owner Peter Angelos was also honored by the school.

Fred and his wife, Marlene, live in Fallston, MD. They have two daughters, Michelle, who is in business in the Towson area, and Stephanie, a former All-Harford County basketball player, who is a sophomore at the University of Florida.

CHUCK THOMPSON



On February 9, 1993, the long-overdue word came from Cooperstown that Chuck Thompson officially belonged in the Hall of Fame, an honor Orioles fans knew years before. His place was secured when he was named the winner of the 1993 Ford C. Frick Award. With that distinction, he took residence in the broadcaster wing alongside the likes of Harry Caray, Vin Scully, Jack Buck and former Orioles announcer Ernie Harwell, among others. He was inducted into the Hall of Fame on Aug. 1, 1993.

A longtime legend in our town, Chuck was coaxed out of a 3-year retirement and returned to the radio booth in 1991 on a part-time basis. This year, he will again occasionally work Orioles games with Fred Manfra and Jim Hunter. Chuck's voice has evoked memories for Baltimore sports fans for over half a century, beginning with the International League Orioles in 1949.

He was a veteran announcer before arriving in Baltimore, having started his career in 1939 at WRAW in Reading, Pa. From there, he went to Philadelphia's WIBG in '42 to do Temple University football. He served in the Army during World War II and saw action in 3 major European campaigns. After the war, he returned to Philadelphia, doing radio for the Phillies and Athletics in baseball, the Warriors in basketball, Eagles in football and Rockets in ice hockey.

368

2002-53
The 2001 season marks Chuck's 52nd year of broadcasting in Baltimore! He came to Baltimore in 1949 and became the voice of the International League Orioles and also did the All-America Conference Colts and Navy football as well as Bullets basketball. In 1955, he joined the National Brewing Company's team of announcers and during a 24-year association, did American League Orioles games in 1955-56 and again from 1962-87. In between, he was the radio voice of the Washington Senators ('57-'61).

In 1959 and 1960, he was on television doing NBC-TV's Game of the Week, including the 1960 World Series call of Bill Mazeroski's famous game-winning, 9th-inning home run which won the 7th and deciding game for Pittsburgh. He later did Orioles World Series games on national television in '66, '69, '70 and '71.

Equally acclaimed as the announcer for Baltimore Colts football, he called the "Greatest Game Ever Played," the classic overtime contest for the 1958 NFL title between the Colts and the New York Giants. He also worked the Colts-Packers overtime contest for the NFL's Western Division title in 1965 for CBS-TV.

He has been named the outstanding broadcaster in Maryland by the National Sportswriters and Sportscasters Association on numerous occasions. And in 1995, he was the first non-uniformed inductee into the Orioles Hall of Fame, receiving the Herbert Armstrong Award.

Chuck is a golfing and fishing enthusiast and his wife, Betty, is an outstanding cook. He has 4 children, 12 grandchildren and 4 great-grandchildren. The Thompsons split their time between homes in Timonium, MD, and Bradenton, FL.

FORD C. FRICK WINNERS

In addition to longtime Orioles voice Chuck Thompson, three other broadcasters with connections to the Birds have won the Ford C. Frick Award: Ernie Harwell ('54-'56), Herb Carmel ('57-'61), and Bob Murphy ('60-'61) also have been enshrined at Cooperstown with Chuck.

1976	Mer Allen & Red Barber	1988	Bob Prince	1994	Bob Murphy
1978	Bob Eison	1987	Jack Buck	1995	Bob Wolff
1980	Russ Hodges	1989	Lindsay Nelson	1996	Herb Carmel
1981	Ernie Harwell	1989	Harry Caray	1997	Jimmy Dudley
1982	Vin Scully	1990	Byrum Saam	1998	Jaime Jarrin
1983	Jack Brickhouse	1991	Joe Garagiola	1999	Arch McDonald
1984	Curt Gowdy	1992	Milo Hamilton	2000	Marty Brennaman
1985	Buck Carol	1993	Chuck Thompson	2001	Felo Ramirez

2002-???

TELEVISION

Announcers: Jim Palmer, Mike Flanagan, Michael Reghi

The name of the broadcast outlet may be new, but Orioles fans will continue to receive the same highly-acclaimed and award-winning quality telecasts on both their cable and over-the-air outlets during the 2001 season.


Comcast Corp., which purchased Home Team Sports this year and renamed it Comcast SportsNet, will produce, televise and sell advertising for all Orioles games on both the cable channel and its over-the-air broadcast partners, WJZ-TV (Channel 13, CBS) and WNUV-TV (Channel 54, Paramount) in Baltimore. The same production and announcer teams will be on all telecasts, as it has been under a unique arrangement begun in 1994.

Comcast SportsNet, which has televised Orioles games since 1984 under the HTS logo, will carry 85 regular season and 5 spring training games. WNUV-TV (WB54) will telecast 40 games, with WJZ-TV airing 25 games. In addition, WBDC-TV (WB50) will serve as the Orioles television outlet in Washington, D.C., carrying 57 regular season games. All but 8 of the Orioles' 162 regular season games will be on local, regional or national television this season, with Fox Television carrying 4 Saturday home games.

Comcast SportsNet serves nearly 5 million households through its cable systems and satellite services in the 6-state Capital Region, which includes all of Maryland, Virginia, Delaware and Washington, D.C., and parts of North Carolina, West Virginia and Pennsylvania.

369

JIM PALMER



The winningest pitcher in Orioles history, Hall-of-Famer Jim Palmer returns for his 4th season as an analyst on Orioles television broadcasts, and will also handle some play-by-play duties. He previously had done some play-by-play and analyst work on Oriole broadcasts on Home Team Sports and on WMAR-TV. Jim's biography and pitching record can be found on page 356.

MIKE FLANAGAN



The Orioles Hall of Famer returns for his 4th straight season in the broadcast booth after serving as the Orioles pitching coach in 1998. Mike was a member of the Orioles broadcast team in 1996 and '97 before serving his second one-year stint on the Orioles coaching staff. Mike was also the O's pitching coach in 1995 under former manager Phil Regan.

Mike will team up with Jim Palmer and Michael Reghi to bring Orioles fans all the action on Comcast SportsNet and O's TV. Flanagan is the 4th winningest pitcher in Orioles history. He pitched for the organization in 17 of his 20 professional seasons. The southpaw compiled a 141-116 record for the Orioles over 15 seasons, and in 1979 won the American League Cy Young Award with a 23-9 record. In 18 major league seasons, he posted a 167-143 record with a 3.90 ERA. Mike reached double figures in victories eight times at the major league level and he appeared in 450 games for the Orioles, 3rd most in club history.

He was traded by the Orioles to the Blue Jays (8/31/87) for Jose Mesa and Oswald Peraza and pitched for Toronto through 1990. A starter his entire career, he moved to the bullpen upon his return to the Orioles in 1991, and made 63 relief appearances, including the memorable finale in the last game played at Memorial Stadium. On 10/6/91, Flanagan relieved Gregg Olson with one out in the 9th inning, and to the overwhelming joy of 50,700 sentimental fans, struck out the Tigers' Dave Bergman and Travis Fryman to become the last Oriole to throw a pitch on 33rd Street.

Mike and his wife, Alex, reside in Parkton, MD. He has three children: Kerry, Kathryn, and Kendall. "Flanny" was a basketball and baseball player at the University of Massachusetts where he once played against Julius Erving in a frosh-varsity game. He was elected to the Orioles Hall of Fame in 1994 in his first year of eligibility. Mike was originally signed by former Orioles scout John Stokoe. His hobbies include fishing.

MICHAEL REGHI



Michael Reghi returns for his 5th season as the Orioles play-by-play announcer and will again team with analysts Jim Palmer and Mike Flanagan to call the action on Orioles telecasts on Comcast SportsNet and for O's TV games on Orioles broadcast flagship WJZ-TV in Baltimore and Baltimore's WB54 as well as Washington, DC's WB50.

Reghi joined the Orioles and HTS in 1997 with extensive broadcasting credentials. He served as the play-by-play announcer for Cleveland Cavalier telecasts since 1994 and continues to do so in baseball's off-season. Additionally, he was the pre-game host of Cleveland Indians telecasts for SportsChannel-Ohio from 1992-1996.

A native of Detroit, Michael also has handled play-by-play duties for the Canadian Football League and college basketball coverage on ESPN and ESPN2, as well as Big Ten football coverage on PASS Sports. Michael also served as play-by-play announcer for the Cleveland Browns' preseason games in their return to the NFL in 1999.

After beginning his career in 1980 as a sports anchor for WLIO TV in Lima, Ohio, Reghi moved forward to WNWQ TV in Toledo, Ohio and WEWS TV in Cleveland in 1983. He became sports director at Toledo's WTVG TV in 1986 and also hosted post-game call-in radio programs for Cleveland's all sports station, WKNR Radio following Cleveland Indians and Cleveland Browns games from 1991-96.

When he is not at a ballgame, Michael fills his time with tennis, golf, theater and work with Baltimore's Big Brothers and Big Sisters programs. He also appeared as a baseball playing extra in the 1978 film, "One in a Million," the story of former Detroit Tigers outfielder Ron LeFlore.

Reghi was an All-City linebacker and third baseman when he attended Detroit's Cass Tech High School. He graduated from Arizona State University in 1976 with a bachelor's degree in television and mass communications. In 1998, he married the former Jackie Tylman, a registered nurse at the Cleveland Clinic. They currently reside in Westlake, Ohio during the off-season.

TOM DAVIS



Baltimore native Tom Davis has been the host of Oriole telecasts on HTS since the cable station began in 1984. In addition to anchoring "The Orioles Report" 30 minutes before each Comcast SportsNet game, Tom provides in-game score updates, highlights, behind-the-scene interviews and post-game interviews.

Now in his 30th year as a local sportscaster, Tom has been sports director for WQSR (105.7FM) since July, 1988, doing updates and commentary on the station's "Rouse & Company" morning show. He also produces and hosts the popular TV shows "Take Me Out to the Ballgame" (during the baseball season) and "Touchdown Baltimore" with Johnny Unitas (during the football season).

A 5-time winner of the Maryland SportsCaster of the Year Award, Tom began his career as a weekend sportscaster for WBAL-TV in the early '70s. He also worked at WBAL radio and had two stints at WCBM-AM.

Tom also has worked for NBC-TV, where he did play-by-play for NFL games in 1986. On NBC Radio, he did play-by-play for the 1987 Gator Bowl and the 1987 AFC playoff game between the New York Jets and Cleveland Browns. He also served as host for NBC Radio's coverage of the 1988 Summer Olympics in Seoul, Korea, as well as doing play-by-play on men's basketball and boxing. He has done play-by-play on a number of college football bowl games for the Mutual Radio Network and was a sideline reporter for ABC-TV's coverage of the USFL in 1983-84.

Tom also served as play-by-play announcer for the first game played at Baltimore's PSL Stadium on August 8, 1998, an exhibition game between the Ravens and Chicago Bears. He lists one of his greatest thrills as calling Cal Ripken's 400th career home run in 1999.

A graduate of Calvert Hall College HS, he received a BS degree in Marketing from the University of Baltimore in 1971. Tom lives in Baltimore County and is the father of two children, Malinda (26) and Tad (28), who is a Comcast SportsNet cameraman.

ORIOLES ADVOCATES

The Oriole Advocates, is a unique non-profit organization, dedicated to promoting and stimulating interest in the game of baseball at both the amateur and professional levels. Founded in July 1960, the Advocates will celebrate their 40th anniversary this summer. Membership comprises some 75 men and women, drawn from a broad cross-section in the Baltimore area.

Through the years, the Advocates have made substantial financial donations to worthy causes, primarily to baseball-oriented youth organizations; have played a key role in the restoration of Babe Ruth's birthplace at 216 Emory Street and its conversion into the Babe Ruth Orioles Museum; and in 77 established the Orioles Hall of Fame.

The organization has also served as an essential right arm to the Orioles Public Relations, Community Relations and Marketing Departments. In that connection, the Advocates initiated the popular Junior Orioles program (now the Dugout Club) back in '63, then administered it for 25 years. Membership in that program rose from 75 youngsters the first year to a record 20,000 in 77.

The Oriole Advocates don't get paid for anything they do. They are volunteers, constantly demonstrating the importance of competence and dedication whenever there is a job to be done.

2001 Officers: President-Angela Reeves, First Vice-President-Wayne Hackroffe, Second Vice-President-Mary Hevey, Secretary-Brigid Coffer, Treasurer-Charles Pecot, Corresponding Secretary-Ann Serio, Board Members-Richard Barnhart, Joseph Kasey, Nicholas Mantzouras and Allan Slumberg.

ORIOLES DESIGNATED HITTERS

The Orioles Designated Hitters is a group of volunteers from throughout the community that was formed in 1979 to help the Orioles increase their season ticket sales base. Through their efforts, the Orioles were able to raise their season ticket sales from 1,000 in 1979 to more than 27,500 in 1992 when Camden Yards opened. The current role of the Orioles DHs includes helping the ballclub with ticket sales to business and organizations throughout the Orioles region.

2001 Officers: President-Bill Jones, Secretary-Glen Babcock, Treasurer-Jody Palmisano, Board Members-Harry Baumohl, Jim Goff, Johnny Church, Hal Hackerman, Jack Hughes, Tim Redmond and Scott Zimmerman.

ORIOLE PARK AT CAMDEN YARDS

MAIN TICKET OFFICE

Telephone: (410) 685-9800

Oriole Park at Camden Yards

333 West Camden Street, Baltimore, MD 21201

In-Season Hours: 9-5, Mon thru Sat. Every Sunday, 12-5

Dec-Mar: Mon-Sat, 9-5, Sunday, 12-5

TICKETS BY PHONE

TICKETMASTER PHONE CHARGE: 1-888-848-BIRD

(410) 481-SEAT

(202) 432-SEAT

(703) 573-SEAT

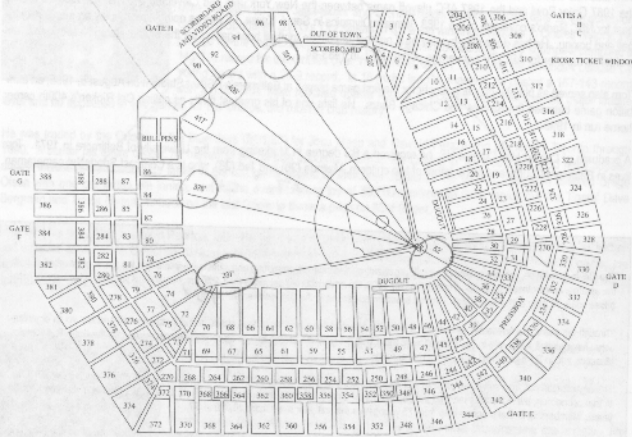
TICKETS VIA THE INTERNET

www.theorioles.com

Greater Baltimore
Greater Wash, DC/MD
Greater Northern Virginia

same?

change



Orioles 2002 changed

ORIOLES 2001 TICKET PRICES

Club Box	\$35	(Sec. No. 204-270)	Left Field Lower Box	\$18	(Sec. No. 69-80)
Field Box	\$30	(Sec. No. 29-54)	Left Field Upper Box	\$16	(Sec. No. 374-388)
Lower Box	\$27	(Sec. No. 14-18, 56-58)	Upper Reserve	\$13	(Sec. No. 306-372)
Left Field Club	\$22	(Sec. No. 272-286)	Lower Reserve	\$10	(Sec. No. 19-53)
Terrace Box	\$23	(Sec. No. 19-53)	Left Field Upper Reserve	\$11	(Sec. No. 374-388)
Upper Box	\$16	(Sec. No. 1-17, 55-65)	Bleachers	\$9	(Sec. No. 90-98)
			Standing Room	\$7	

372

SPRING TRAINING

FOOT LAUDERDALE STADIUM

5301 NW 42th Avenue
Ft. Lauderdale, Florida 33309
(954) 776-1901

HOTEL HEADQUARTERS

Sheraton Hotel
555 N.W. 62nd Street
Ft. Lauderdale, Florida 33309
(954) 772-5400

The Orioles return to Ft. Lauderdale for the 2001 year. The complex, which includes a stadium and two practice fields, has a seating capacity of 8,340.

Year	Site	W-L	Att	Dates	Avg	Year	Site	W-L	Att	Dates	Avg
1954	Yuma	16-12	10,664	4	2,671	1979	Miami	13-11	57,812	12	4,618
1955	Daytona	11-15	14,897	7	2,100	1979	Miami	10-15	44,310	12	3,680
1956	Scottsdale	10-19	15,099	9	1,733	1980	Miami	7-14	30,321	9	3,369
1957	Scottsdale	14-19	15,589	9	1,730	1981	Miami	12-13	42,282	10	4,228
1958	Scottsdale	11-19	16,082	11	1,483	1982	Miami	14-12	29,883	13	2,283
1959	Miami	17-6	25,771	13	1,982	1983	Miami	15-11	34,883	15	3,236
1960	Miami	16-13	39,158	19	2,060	1984	Miami	15-12	34,073	11	3,179
1961	Miami	12-16	46,419	19	2,901	1985	Miami	16-14	35,659	13	3,892
1962	Miami	13-11	43,616	16	2,739	1986	Miami	14-15	50,592	13	3,711
1963	Miami	17-10	52,748	14	3,768	1987	Miami	13-15	54,749	16	4,211
1964	Miami	16-12	49,257	15	3,872	1988	Miami	9-19	122,767	13	9,444
1965	Miami	12-16	55,602	14	3,022	1989	Miami	14-15	154,374	18	8,578
1966	Miami	15-11	51,372	17	3,492	1990	Miami	6-9	75,872	7	10,839
1967	Miami	14-13	50,513	11	4,592	1991	Sarasota	14-16	217,216	9	24,135
1968	Miami	12-12	47,208	15	3,147	1992	St. Petersburg	17-11	126,639	13	9,741
1969	Miami	18-5	33,210	13	2,555	1993	Sarasota/St. Pete	16-10	103,156	14	7,368
1970	Miami	11-12	34,995	11	3,181	1994	Sarasota/St. Pete	15-15	111,428	14	7,959
1971	Miami	14-13	45,165	13	4,108	1995	Sarasota/St. Pete	7-4	24,010	1	24,010
1972	Miami	10-8	42,522	19	4,252	1996	FL Lauderdale	13-13	82,601	13	6,354
1973	Miami	13-11	47,003	13	3,816	1997	FL Lauderdale	17-11-2	70,224	15	4,682
1974	Miami	11-11	40,247	12	3,354	1998	FL Lauderdale	13-12	77,068	14	5,505
1975	Miami	16-9	41,823	13	3,202	1999	FL Lauderdale	13-10	71,594	13	5,507
1976	Miami	4-11	29,123	8	3,640	2000	FL Lauderdale				
1977	Miami	14-10	51,918	11	4,720	2001	FL Lauderdale				

Attendance and record includes games at Miami, Joe Robbie Stadium, Oriole Park at Camden Yards and RRF Stadium, 1985-1988

2001 SPRING TRAINING SCHEDULE

Day	Date	Opponent	Site	Time
Friday	March 2	St. Louis Cardinals	Jupiter	12:05
Saturday	March 3	Minnesota Twins	FL Lauderdale	1:05
Sunday	March 4	Los Angeles Dodgers	Vero Beach	1:05
Monday	March 5	New York Mets	Port St. Lucie	1:10
Tuesday	March 6	Montreal Expos	FL Lauderdale	1:05
Wednesday	March 7	St. Louis Cardinals	Jupiter	1:05
Thursday	March 8	New York Mets	FL Lauderdale	7:05
Friday	March 9	Los Angeles Dodgers	FL Lauderdale	1:05
Saturday	March 10	Texas Rangers	FL Lauderdale	1:05
Sunday	March 11	Boston Red Sox	FL Myers	1:05
Monday	March 12	Florida Marlins	FL Lauderdale	7:05
Tuesday	March 13	Florida Marlins	FL Lauderdale	1:05
Wednesday	March 14	Montreal Expos	FL Lauderdale	1:05
Thursday	March 15	Minnesota Twins	Jupiter	1:05
Friday	March 16	New York Mets	FL Lauderdale	1:05
Saturday	March 17	New York Mets (ss)	Port St. Lucie	1:15
Sunday	March 18	St. Louis Cardinals (ss)	FL Lauderdale	1:05
Monday	March 19	Texas Rangers	FL Lauderdale	1:05
Tuesday	March 20	OPEN DATE		
Wednesday	March 21	Los Angeles Dodgers	Vero Beach	1:05
Thursday	March 22	Montreal Expos	FL Lauderdale	1:05
Friday	March 23	St. Louis Cardinals (ss)	FL Lauderdale	1:05
Saturday	March 24	Minnesota Twins (ss)	FL Myers	1:05
Sunday	March 25	St. Louis Cardinals	Jupiter	1:05
Monday	March 26	Los Angeles Dodgers	FL Lauderdale	1:05
Tuesday	March 27	Montreal Expos	FL Lauderdale	1:05
Wednesday	March 28	St. Louis Cardinals	Vero Beach	8:05
Thursday	March 29	Florida Marlins	Vero Beach	1:05
Friday	March 30	New York Mets	Port St. Lucie	1:10
Saturday	March 31	New York Mets	FL Lauderdale	1:05
		Atlanta Braves	Atlanta	1:05

373

APRIL

Sun	Mon	Tue	Wed	Thu	Fri	Sat
1 CLE WB50/WB54	2 3:05 BOS WB50/WJZ	3	4 7:05 BOS HTS	5 7:05 BOS HTS	6 7:05 CLE WJZ	7 1:05 CLE WB50/WB54
8 1:05 CLE WB50/WB54	9	10 6:05 BOS HTS	11 6:05 BOS HTS	12 6:05 BOS HTS	13 7:05 TAM HTS	14 1:35 TAM HTS
15 1:35 TAM WB50/WB54	16 7:05 TAM HTS	17 7:05 CLE HTS	18 7:05 CLE HTS	19 3:05 CLE WJZ	20 7:05 TAM WB50/WB54	21 4:05 TAM WB50/WB54
22 1:05 TAM WB50/WB54	23	24 7:05 DET HTS	25 7:05 DET HTS	26 1:05 DET WB50/WB54	27 8:05 MIN HTS	28 7:05 MIN WB50/WB54
29 2:05 MIN WB50/WB54	7:05 TAM HTS	For Group Sales & Party Facility Information Call (410) 685-9800				

MAY

Sun	Mon	Tue	Wed	Thu	Fri	Sat
For Tickets Call (410) 685-9800		1 7:05 TAM HTS	2 7:05 TAM HTS	3 7:05 NYN HTS	4 7:05 NYN HTS	5 1:35 NYN WB50/WJZ
6 1:35 NYN WB50/WJZ	7	8 7:05 TAM HTS	9 7:05 TAM HTS	10 7:05 TAM HTS	11 7:05 NYN HTS	12 1:05 NYN WB50/WJZ
13 1:05 NYN WB50/WJZ	14	15 7:05 DET HTS	16 7:05 DET HTS	17 7:05 DET HTS	18 7:05 MIN HTS	19 7:05 MIN HTS
20 1:35 MIN WB50/WB54	21	22 7:05 ANA HTS	23 3:05 ANA HTS	24	25 7:05 TEX WJZ	26 1:35 TEX WB50/WB54
27 1:35 TEX WB50/WB54	28 1:35 TEX WB50/WB54	29 10:05 SEA WB50/WB54	30 10:05 SEA HTS	31 10:05 SEA WB50/WB54		

JUNE

Sun	Mon	Tue	Wed	Thu	Fri	Sat
Visit our website at www.TheOrioles.com					1 9:35 OAK HTS	2 4:05 OAK WB50/WB54
3 4:05 OAK WB50/WB54	4	5 7:05 NYN WJZ	6 7:05 NYN HTS	7 7:05 NYN WB50/WB54	8 7:05 MON HTS	9 7:05 MON WB50/WJZ
10 1:35 MON WB50/WJZ	11	12 7:05 NYM HTS	13 7:05 NYM HTS	14 7:05 NYM WB50/WB54	15 7:05 PHI HTS	16 7:05 PHI WB50/WB54
17 1:35 PHI WB50/WJZ	18 7:05 TOR HTS	19 7:05 TOR HTS	20 7:05 TOR HTS	21 7:05 CHW HTS	22 7:05 CHW HTS	23 1:05 CHW FOX
24 1:35 CHW WB50/WJZ	25 7:05 TOR HTS	26 7:05 TOR HTS	27 7:05 TOR HTS	28 12:35 TOR WB50/WB54	29 8:05 CHW HTS	30 7:05 CHW WB50/WJZ

WB50/WJZ

JULY

Sun	Mon	Tue	Wed	Thu	Fri	Sat
1 2:05 CHW WB50/WB54	2	3 7:05 NYN WJZ	4 4:05 NYN HTS	5 7:05 NYN HTS	6 7:05 PHI WJZ	7 7:05 PHI WB50/WB54
8 1:35 PHI WB50/WJZ	9	ALL-STAR BREAK		11	12 7:35 ATL HTS	13 7:35 ATL HTS
14 7:05 ATL WB50/WJZ	15 4:05 FLA HTS	16 7:05 FLA HTS	17 7:05 FLA HTS	18 7:05 TEX HTS	19 7:05 TEX HTS	20 7:05 ANA WJZ
21 7:05 ANA WB50/WB54	22 1:35 ANA WB50/WJZ	23 12:35 ANA WB50/WB54	24 8:35 TEX HTS	25 8:35 TEX HTS	26 8:35 TEX HTS	27 10:05 ANA WB50/WB54
28 10:05 ANA WB50/WB54	29 8:00 ANA HTS	30	31 7:05 TAM HTS	For Ballpark Tours Call (410) 547-6234		

AUGUST

Sun	Mon	Tue	Wed	Thu	Fri	Sat
Fantasy Camp Information Call (410) 547-6063			1 7:05 TAM HTS	2 3:05 TAM HTS	3 7:05 TOR HTS	4 4:05 TOR WB50/WB54
5 1:05 TOR WB50/WJZ	6 8:05 KC HTS	7 8:05 KC HTS	8 8:05 KC HTS	9 8:05 KC HTS	10 7:05 BOS HTS	11 1:15 BOS FOX
12 1:35 BOS WB50/WJZ	13	14 7:05 KC HTS	15 7:05 KC HTS	16 12:35 KC WB50/WB54	17 7:05 BOS HTS	18 5:05 BOS WB50/WB54
19 1:05 BOS WB50/WB54	20	21 7:05 TAM HTS	22 7:05 TAM HTS	23 7:05 TAM HTS	24 7:05 TOR HTS	25 7:05 TOR WB50/WJZ
26 1:35 TOR WB50/WJZ	27	28 7:05 OAK WJZ	29 7:05 OAK HTS	30 7:05 OAK HTS	31 7:05 SEA HTS	

SEPTEMBER

Sun	Mon	Tue	Wed	Thu	Fri	Sat
To Order a Free Orioles Merchandise Catalog Call (888) 624-BIRD						1 4:15 SEA FOX
2 1:35 SEA WB50/WB54	3 10:05 OAK WB50/WB54	4 10:05 OAK WB50/WB54	5 3:35 OAK HTS	6	7 10:05 SEA WB50/WB54	8 10:05 SEA WB50/WB54
9 4:35 SEA HTS	10	11 7:05 TOR HTS	12 7:05 TOR HTS	13 7:05 TOR HTS	14 7:05 BOS HTS	15 1:05 BOS FOX
16 1:35 BOS WB50/WB54	17	18 7:05 TOR HTS	19 7:05 TOR HTS	20 7:05 TOR HTS	21 7:05 NYN HTS	22 TBA NYN HTS
23 1:35 NYN WB50/WB54	24 7:05 BOS HTS	25 7:05 BOS HTS	26 7:05 BOS HTS	27 7:05 BOS HTS	28 7:05 NYN HTS	29 4:35 NYN HTS

■ Indicates home dates: Oriole Park

□ Indicates road dates

WB50/WB54

[illegible][illegible][illegible]