



BOSTON RED SOX

2017 MEDIA GUIDE



2016 ALL-STAR

XANDER BOGAERTS

2016 LOUISVILLE SLUGGER SILVER SLUGGER AWARD

2016 ALL-STAR

MOOKIE BETTS

2016 LOUISVILLE SLUGGER SILVER SLUGGER AWARD
2016 RAWLINGS GOLD GLOVE AWARD

2016 AL CY YOUNG AWARD WINNER

RICK PORCELLO





REMEMBERING BOO FERRISS, A TRUE GENTLEMAN | 1921-2016

Boo Ferriss was more than just an exceptional Red Sox pitcher and respected big league pitching coach. He was an extraordinary person who endeared himself to everyone he met through his genuine humility, gentle nature and sincere regard for others. Boo's love for the game of baseball was unparalleled, and he loved to reminisce about the exciting 1946 season in which he went 25-6 and helped lead Boston to the American League pennant. When his big league baseball career was over, the 2002 Red Sox Hall of Fame inductee returned to his native Mississippi with his wife, Miriam, where he resumed his second career as the longtime beloved head baseball coach at Delta State University. Boo continued to faithfully follow the Red Sox on a daily basis, right up until his passing on November 24, 2016, Thanksgiving Day, just 11 days shy of his 95th birthday.



2017 BOSTON RED SOX MEDIA GUIDE

4 YAWKEY WAY 📍 BOSTON, MA 02215

Administration: 617-226-6000 📞 Tickets and General Information 877-REDSOX9

Send Suggestions to: fanfeedback@redsox.com 📧 www.redsox.com

The Red Sox Organization

"You Can Never Rest"	2-7
Red Sox in the Community	8-10
Fenway Park Information and History	11-17
Front Office Directory	18-19
Fenway Sports Group	20-21

Red Sox Ownership And Club Executives

Principal Owner John W. Henry	22-23
Chairman Thomas C. Werner	24
Vice Chairmen David Ginsberg and Phillip H. Morse	25
Club Executives	26-33
The Red Sox Remember	34

2017 Red Sox

Manager John Farrell and Coaching Staff	35-48
Major League Personnel	49-51
Sports Medicine Service	51-55
Red Sox Players	57-241
2017 Red Sox Rosters	242-245
Pronunciation Guide	246

2016 In Review

Season Recap and Highlights	247-255
Batting, Pitching, and Fielding Statistics	256-259
Day-by-Day	260-261
Statistical Breakdowns	262-267
The Last Time the Sox	267
Transactions	268-269
Disabled List	269

Opponents

2017/All-Time vs. Opponents	271-282
-----------------------------------	---------

Individual Player Bios

Fernando Abad	58	Roenis Elias	104
Matt Barnes	61	Heath Hembree	107
Andrew Benintendi	64	Marco Hernandez	110
Mookie Betts	67	Brock Holt	112
Xander Bogaerts	73	Brian Johnson	116
Brian Boguevsev	78	Joe Kelly	118
Jackie Bradley Jr.	81	Kyle Kendrick	122
Bryce Brentz	86	Craig Kimbrel	125
Dan Butler	89	Junior Lake	130
Jamie Callahan	91	Sandy Leon	132
Rusney Castillo	92	Austin Maddox	135
Allen Craig	95	Deven Marrero	136
Jake DePew	99	Kyle Martin	139
Rafael Devers	100	Mitch Moreland	141
Matt Dominguez	102	Edgar Olmos	145

History

History of the Boston Red Sox	283-293
Ownership History	294
Managerial History	295
All-Time Roster	296-305
Award Winners	306-309
Red Sox All-Stars/All-Star Game History	310-313
Red Sox Hall of Fame/Cooperstown	314-316
Retired Numbers	317-321

Records

Club Records	323-330
Batting Records	331-355
Pitching Records	356-369
Fielding Records	370-379

Red Sox In The Postseason

Overall Listing	382
Yearly Postseason Recaps	383-416
Postseason Records	417

Player Development

Player Development and Scouting Staffs	419-425
Minor League Coordinators and Consultants/Instructors	426-429
Red Sox 2016 Draft	430
2016 Minor League Leaders and Award Winners	431-432
Minor League Affiliates	433-457
Red Sox Minor League Players	458-499

Media Information

Media Relations Information	501-503
Red Sox on Television and Radio/Broadcaster Information	504-508
Spring Training/JetBlue Park at Fenway South	509-511
MLB Important Dates	512

Henry Owens	147	Chandler Shepherd	211
Dustin Pedroia	150	Carson Smith	212
Drew Pomeranz	160	Blake Swihart	214
Rick Porcello	163	Ben Taylor	217
David Price	168	Tyler Thornburg	218
Jordan Procyshen	175	Sam Travis	221
Hanley Ramirez	176	Christian Vazquez	223
Noe Ramirez	183	Marcus Walden	226
Eduardo Rodriguez	185	Brandon Workman	228
Robbie Ross Jr.	189	Steven Wright	231
Josh Rutledge	192	Chris Young	235
Chris Sale	195	Luis Ysla	240
Pablo Sandoval	201		
Robby Scott	207		
Steve Selsky	209		

Information Box Directory

Home Attendance, 2002-2016	3	Red Sox to Play in Every Game	106	Players Lost in Expansion Drafts	246
Notable Fenway Park Improvements	4	All-Time Leaders at Fenway Park	121	How They Became the Red Sox	246
Recent Concerts at Fenway Park	5	All-Fenway Park Team	140	Opponent HR Leaders at Fenway Park	281
Red Sox Ownership History	23	Red Sox All-Time Teams	144	Opponents Last Time	281
Red Sox General Managers	27	The Great Fenway Park Writers Series ..	241	Active Opponent Leaders	282
Red Sox Japanese-born Players	66				

2017 Boston Red Sox Media Guide

Produced by the Red Sox Media Relations Department: Kevin Gregg, Abby DeCiccio, Justin Long, Chris Gilligan, and Daveson Perez.

Additional Contributions: Zineb Curran, Gordon Edes, Adam Grossman, Pam Kenn, Debbie Matson, and Kyle Montemagno. **Design:** Jamie Barker and Jai Giffin, Provations Group. **Cover Design and Additional Design:** Marissa McClain. **Printing by:** Mass Printing and Forms. **Photography by:** Michael Ivins, Billie Weiss, Cindy Loo, Brita Meng-Outzen, Mark Clavin, and Brearley Collection. **Statistical Assistance:** Elias Sports Bureau, STATS, Major League Baseball, Baseball-Reference.com, and David Vincent (SABR).

Copyright Boston Red Sox, ©2017. All rights reserved.

"You Can Never Rest"

As Principal Owner John W. Henry and Chairman Tom Werner begin their 16th season as stewards of the Red Sox franchise, the accomplishments are self-evident: the franchise has won three World Series titles, the first of which ended a championship drought of 86 years; Fenway Park has been saved and restored with unimagined improvements that blend modern amenities with the history and tradition that has made the ballpark one of the crown jewel sports venues in the world; and the Red Sox Foundation—which is celebrating its 15th year of existence—now plays a central role in the community, distributing more than \$93 million to charities and programs across New England, with that total expected to eclipse \$100 million in 2017.

The "new day" that Henry proclaimed when he, Tom Werner, Larry Lucchino and their partners purchased the Red Sox on December 20, 2001, ending the 69-year stewardship of Tom and Jean Yawkey and their trustees, did indeed come to pass.

But complacency has no place on Yawkey Way.

"You can never rest," Henry has said. "You have to continually adapt to change." And, he added with a figurative wink, "It wouldn't be fun to sit back, anyway."

The team did not sit back last season – on or off the field. After the club won 93 games and the American League East division title, Red Sox President Sam Kennedy spearheaded improvements to Fenway Park that began under a shortened timetable to accommodate the return of Frozen Fenway hockey for the third time in six years.

And while construction crews and rink specialists undertook their work in earnest, President of Baseball Operations Dave Dombrowski remained focused on adding depth and versatility to the 2017 roster with a series of bold moves, including last December's centerpiece trade for five-time All-Star Chris Sale.

As the leaders of the Red Sox embrace the challenges that come with the start of a new season, they continue to be guided by the fundamental principles that have served the franchise so well for over a decade, with a commitment to the following:

Commitment No. 1: Playing October Baseball Each Season, With the Ultimate Goal of Winning World Series Championships

In the first 15 seasons under current ownership, the Red Sox have compiled a .551 winning percentage, which ranks third overall in Major League Baseball. The Red Sox have won three World Series in that time, a feat equaled by one other team, the San Francisco Giants. The organization has reached postseason play eight times, a total eclipsed by only the Yankees (10) and Cardinals (9) and matched by the Dodgers. They also have enjoyed two separate three-year streaks of qualifying for the playoffs, after never before advancing to the postseason in three straight seasons.

The bands of consistent success paved the way for three majestic World Series runs. The first, in 2004, came in the wake of a crushing Game 7 defeat in the 2003 American League Championship Series against the New York Yankees, one that was eclipsed in drama by the unprecedented comeback staged by the Red Sox against the Yankees in the 2004 ALCS. When the last out was recorded in Yankee Stadium on October 20, 2004, the Red Sox became the first team in baseball history to win a seven-game postseason series after losing the first three games. The unbridled momentum of the ALCS carried through to St. Louis, where the Sox completed a four-game sweep, helping to salve Game 7 losses to the Cardinals in both the 1967 and 1946 World Series.

In 2007, the Red Sox gained sole possession of first place in the AL East on April 18 and never relinquished the division's top spot. The club continued its magical run with another stirring comeback in the ALCS, rallying from a 3-games-to-1 deficit to defeat the Cleveland Indians. The Sox then swept the Colorado Rockies for their second World Series title in four years.



In 2013, with a new manager in John Farrell and the signings of seven free agents in the offseason, a team that came to be known as a band of bearded brothers provided a needed emotional lift to a city devastated by the Boston Marathon bombing. To the rallying cry of "Boston Strong," the Red Sox defeated the Detroit Tigers in a thrilling, six-game ALCS. After securing their 13th AL pennant, the Red Sox disposed of the Cardinals in the World Series, also in six games, winning the decisive game at Fenway Park for the first time in 95 years.

The commitment to winning has never been stronger. The hiring of Dombrowski in August 2015 allowed the Red Sox to get a head start for the 2016 season. With intense focus and precise execution, Dombrowski articulated a clear vision of what the organization needed to accomplish heading into 2016. At the top of the wish list was a front end of the rotation starter and a back end reliever. Dombrowski, along with General Manager Mike Hazen and the baseball operations department, targeted and landed two of the best pitchers in the game in ace David Price and closer Craig Kimbrel. These pivotal additions complemented a core of homegrown young players such as Mookie Betts, Xander Bogaerts, and Jackie Bradley Jr, all of whom became first-time All-Stars. With David Ortiz enjoying the greatest farewell season in the game's history and Rick Porcello winning the Cy Young Award winner as the American League's best pitcher, the Red Sox won the AL East for the third time in the last 10 seasons.

Commitment No. 2: Preserving, Protecting and Enhancing Historic Fenway Park While Offering New and Unique Forms of Entertainment

Fenway Park was on life support when the team was up for sale in 2001. Only the Henry-Werner-Lucchino group sought to save Fenway Park.

Passion, ingenuity, and commitment fueled financial, intellectual, and physical improvements to the ballpark each year. The most significant renovations took place in the first 10 years (through the 2010-11 offseason), funded by the club's own investment of approximately \$285 million. With the mantra of "Do No Harm," the ownership group set the course on an ambitious transformation to add more seats, information, and amenities at Fenway Park. From seamlessly putting seats above the hallowed Green Monster to utilizing every available square inch in the ballpark, they shortened lines, enhanced information access, and improved facilities for players and staff. They helped preserve and protect the neighborhoods around the park, from Kenmore Square through the Fenway to the Longwood medical area (home of world-renowned hospitals).

After their third season of improvements, Henry, Werner, and Lucchino committed on March 23, 2005 to remain long-term at Fenway Park. The news triggered gratitude, honors, and investment that rejuvenated the Fenway neighborhood. Fans responded by packing the ballpark in unprecedented numbers, resulting in a record sellout streak of 794 games (820 including the postseason). The streak began on May 15, 2003 and ended with a sellout on Opening Day, 2013.

RED SOX HOME ATTENDANCE, 2002-2016

2002	2,650,063
2003	2,724,162
2004	2,837,304
2005	2,847,888
2006	2,930,588
2007	2,971,025
2008	3,048,248
2009	3,062,699
2010	3,046,444
2011	3,054,001
2012	3,043,003
2013	2,833,333
2014	2,956,089
2015	2,880,694
2016	2,955,434



"You Can Never Rest," Continued

With additional seats and standing room at Fenway Park, the club reached 2.7 million in attendance for the first time in 2003 – the first of seven consecutive seasons setting an attendance record – and exceeded 3 million fans in five straight years from 2008-12. Attendance averaged 36,487 per game in 2016, the eighth highest average in club history.

More significant ballpark improvements were undertaken last winter. The depth of both dugouts was increased three feet toward the field to allow for better circulation and sight lines from the benches. The field wall between and outside the expanded dugouts was moved forward the same three feet, allowing for the addition of 128 premium seats.

The fixed outfield wall in front of the bullpens was replaced with a new removable wall system, making it easier to accommodate non-baseball events. One of the most underserved areas of the ballpark, the right-field grandstand, will now have a terraced bar with 92 stool positions and new televisions, replacing 459 seats in the back rows of sections 5, 6 and 7.

In addition, four new day-of-game suites were added on the State Street Pavilion level, two on each baseline, each designed to hold up to a dozen fans, and the right-field terrace now boasts a 15 by 46-foot Mitsubishi video board.

To date, the Red Sox have spent over \$300 million in ballpark improvements and upgrades.

Recognizing that Fenway Park could once again serve as a gathering place for the community beyond 81 baseball games each year, the ballpark has opened its doors to a wide variety of entertainment experiences year-round. This unique showcase of events began with Bruce Springsteen and the E Street Band, the first band invited to play at Fenway Park in 2003, making an encore appearance in 2012. That concert, the first in 30 years at Fenway Park, paved the way for a sweeping array of entertainment and sporting events.

On New Year's Day 2010, Fenway Park's playing surface served as foundation for a hockey rink, the Boston Bruins taking the ice for the National Hockey League's Winter Classic against the Philadelphia Flyers. It was a success, artistically and on the scoreboard, the Bruins winning, 2-1, in overtime. And in the winter of 2011-12, there would be more skating on the Fens, as several college and high school teams played in "Frozen Fenway" and time was set aside for open public skating. "Frozen Fenway" returned two years later, this time with the addition of a 75-foot "Monster Sled," the left-field wall serving as dramatic backdrop.

Fenway Park took on an international flavor in 2010, hosting its first soccer match in more than 40 years when Celtic FC of the Scottish Premier League took on Sporting Portugal. In 2012, a preseason friendly between two iconic franchises, Liverpool FC and A.S. Roma was held at the ballpark, with the Italian side winning, 2-1. Those two clubs met in a rematch in 2014, and Roma again came out on top, 1-nil.

The sporting menu was expanded again in 2015, in what became the Winter Season at Fenway Park. To great popular acclaim, football returned to the 105-year-old ballpark for the first time since 1968 when the Boston Patriots of the old American Football League played their home games. The baseball diamond underwent a dramatic transformation into a gridiron as Notre Dame took the field as the home team in the Shamrock Series against Boston College on November 21. The Fighting Irish edged the Eagles, 19-16. Days later, Fenway Park revived a tradition that had ended 80 years earlier of hosting Thanksgiving high school football. St. John's Prep played Xavierian and B.C. High played Catholic Memorial on Thanksgiving Eve, while Wellesley played Needham and Boston Latin met Boston English on Thanksgiving Day.

The football games were followed the next weekend by hurling, Galway meeting Dublin in a friendly, which was accompanied by an Irish Festival.

In February, 2016, another winter spectacle made its Fenway debut: "Big Air at Fenway," a snowboarding and free-skiing U.S. Grand Prix tour event. It featured a 140-foot-high snow ramp, taller than the light towers at the ballpark and over three times taller than the fabled Green Monster. After a summer in which a record 11 concerts were held, including a first-ever appearance by Pearl Jam, ice hockey returned in January, 2017, with "Capital One Frozen Fenway" held for the fourth time.

NOTABLE FENWAY PARK IMPROVEMENTS

2003: The debut of Green Monster seats above the left-field wall and official opening of Yawkey Way after a one-month trial the previous September.

2004: The building of the Budweiser Roof Deck.

2005: Improvements to the clubhouse and the creation of Game On!

2006: The transformation of the .406 Club into the open-air EMC Club and State Street Pavilion.

2007: The creation of a new Third Base Deck and renovations to the suite level.

2008: The addition of 800 new State Street Pavilion seats, the addition of the Coca-Cola Corner in left field, and the Bleacher Bar restaurant under the centerfield bleachers.

2009-11: Complete repair of the lower seating bowl.

2011: The installation of three High Definition video display and scoring systems.

2012: The debut of the Royal Rooters Club & Home of the Nation's Archives next to the Big Concourse.

2013: The addition of the Champions Club.

2014: The opening of Yawkey Station on the MBTA Commuter Rail and 'The Press Room' on the fifth floor media level.

2015: The extension of EMC and State Street levels on the left field side of the ballpark to the foul pole, adding a new party suite and more reserved seating.

2016: The addition of the Tullamore D.E.W. Bar in the right field grandstands; the addition of two rows of dugout seats; the installation of a new video board above the right field roof deck; and the restoration of Pesky Pole.

"You Can Never Rest," Continued

Commitment No. 3: Taking the Fenway Park Experience to the Highest Levels of Service, Warmth, and Hospitality for the Purpose of Creating Lasting Memories for All Who Visit

RECENT CONCERTS AT FENWAY PARK

- 2003:** Bruce Springsteen and the E Street Band
- 2004:** Jimmy Buffett
- 2005:** The Rolling Stones with the Black-Eyed Peas opening
- 2006:** Dave Matthews Band with Sheryl Crow opening
- 2007:** The Police
- 2008:** Neil Diamond
- 2009:** Phish
Dave Matthews Band, with Willie Nelson opening
Sir Paul McCartney
- 2010:** Aerosmith and J. Geils Band
- 2011:** New Kids On the Block and The Backstreet Boys
Dropkick Murphys with Mighty Mighty Bosstones
- 2012:** Roger Waters performing "The Wall"
Bruce Springsteen and the E Street Band
- 2013:** Sir Paul McCartney
Jason Aldean
Jay-Z and Justin Timberlake
- 2014:** Billy Joel
Zac Brown Band
Tom Petty & the Heartbreakers
Jack White
- 2015:** Billy Joel, with Bleachers opening
Foo Fighters, with Mighty Mighty Bosstones & Mission to Burma,
Dropkick Murphys & Royal Blood
James Taylor, with Bonnie Raitt
Zac Brown band
- 2016:** Dead & Company
Sir Paul McCartney
James Taylor, with Jackson Browne
Pearl Jam
Billy Joel
Zac Brown Band, with Drake White and the Big Fire opening
Jason Aldean and Kid Rock, with Thomas Rhett & A Thousand Horses opening

It is not enough for the Red Sox to have a winning team playing in a historic ballpark; every employee of the Red Sox is challenged to create an experience that matches, or exceeds, the expectations of every fan who walks through the gates of Fenway Park.

With instruction that we are in the "yes business," the motto heard most around the halls of 4 Yawkey Way is, "it can be done."

To help bring that motto to life, on September 5, 2002, the club created the Fenway Ambassadors, a good-will troupe whose mandate is to delight, inform, and care for fans young and old. From the simple task of giving directions, to surprising a child with a game ball who missed catching their own, the Fenway Ambassadors work to fulfill the club's mission to apply a personal touch and create memorable experiences for all who visit.

Since 2002, the club has put a special emphasis on making all fans feel welcome at the ballpark. "Friendly Fenway" has been manifested through fan appreciation gestures each September when fans are greeted by players at the gates, given special giveaways and opportunities to interact with the players on the field. New improvements and amenities have sought to provide fans with all the comforts that make their visit enjoyable, including enhanced WiFi and cellular networks, a new space created just for season ticket holders in the Royal Rooters Club, more varied concession options that appeal to the most discerning palates, and private spaces for mothers to nurse their infants.

In addition to the improved creature comforts, the club has provided fans with more free opportunities to visit Fenway Park outside of a game with the introduction of programs such as a "Father's Day Catch," a Mother's Day "Walk in the Park," days when "Kids Run the Bases," "Open Houses" to savor the ballpark, and when "Grandparents Walk the Bases." Families can trick or treat on Halloween, and celebrate Veterans Day, Thanksgiving, the holiday season, and Valentine's Day with a variety of events.

And it wouldn't be "America's Most Beloved Ballpark" without the poignant ceremonies that celebrate the important and meaningful connection between the City of Boston and Fenway Park.

In a grand procession to celebrate the ballpark's 100th anniversary on April 20, 2012, the exact date of the first game at Fenway Park, more than 200 former Red Sox returned to their field, wearing the jerseys of their youth, one by one, to the strains of "Field of Dreams," "The Natural," and John Williams' "Jurassic Park." Maestro Williams was on hand in person to conduct the Boston Pops in the debut of "Fanfare for Fenway," his gift to the club and to the park. A Guinness World Record (32,904) toasted the park. And as her great-grandfather John F. Fitzgerald, the Mayor of Boston, had done 100 years before on the same date in the same place, Caroline Kennedy threw the Ceremonial First Pitch, together with Boston Mayor Thomas M. Menino and Thomas Fitzgerald, grandson of "Honey Fitz." The game would be the last ever attended together by Johnny Pesky and Bobby Doerr, who sat in the Legends Suite, watching the Boys of Summer that they were 70 years before.

In 2013, the Red Sox played a meaningful role after the Boston Marathon tragedy of April 15. At the team's next home game, Saturday, April 20, Boston's largest community convocation experienced a palpable sense of unity and resolve. The ceremony's final words came from an impassioned David Ortiz, whose spontaneous oratory will not be forgotten, though it may not necessarily be repeated word for word.

Throughout the season, the Red Sox welcomed heroes and wounded, families and friends, and attempted to provide communal comfort. It was an extraordinary demonstration of how a ballclub can interlock with the emotions of a strong, resilient community. Together, that passion took everyone back to the finish line of the Marathon on November 2, when Jonny Gomes and Jarrod Saltalamacchia placed the freshly won World Series Trophy on the site. They countered tragedy with triumph.

"You Can Never Rest," Continued

In 2014, April 20 was a special day for the third straight year. On the eve of Marathon Monday, ESPN televised Fenway's one-year tribute to those who had been affected. Fans in the park, in the nation, and around the world marveled at the demonstration of strength that had made "Boston Strong" part of the national vocabulary.

On the last day of the season, the Red Sox and their fans gave a tip of the cap and respectfully bade farewell to one of the greatest adversaries they had encountered, future Hall of Famer Derek Jeter.

Opening Day 2015 was one of the club's most remarkable. Fans anticipated and enjoyed a salute to the New England Patriots, who had just won their fourth Super Bowl.

But they did not expect the emotional moment when Jane Richard led her church's children's choir in the National Anthem, two years after losing her leg – and her brother Martin – in the Marathon tragedy.

Neither did they anticipate the final moment of the ceremonies, traditionally when someone says "Play Ball!" On this day, the club gave that honor to Pete Frates, the Boston College baseball star whose battle with ALS led him to help create the phenomenal "Ice-Bucket Challenge." What's more, then-General Manager Ben Cherington came out on the field and signed Frates to an authentic Red Sox baseball contract.

During the summer, the club presented a two-day tribute to new Hall of Famer Pedro Martinez. One day in English, one day in Spanish, both touching tributes to the extraordinary pitcher and extraordinary man.

The 2016 season was marked by two extraordinary events. In pregame ceremonies May 26th, Hall of Famer Wade Boggs became the ninth Red Sox player to have his number retired, a red No. 26 joining the others on the façade of the right-field grandstand. The final weekend of the 2016 season was devoted to a three-day celebration of the extraordinary career of Red Sox slugger David Ortiz, who received a \$1 million gift from the Red Sox Foundation to his own foundation dedicated to critical pediatric care, and also was saluted by the city and state with the naming of a bridge and a street in his name.

From the first Father's Day Catch in 2002, through unifying convocations, to the celebration of careers, the Red Sox have turned Fenway Park into a place of warm, lasting memories – a place where dreams come true.

Commitment No. 4: Impacting the Lives of New Englanders through Our Community and Charitable Endeavors

The Red Sox, recognizing the place of prominence they have been given in the lives of so many New Englanders, have embraced their mission to positively impact the community that holds them so dear.

Immediately after completing the purchase of the club on February 27, 2002, the owners established the Red Sox Foundation, and committed to the Massachusetts Attorney General that they would infuse the foundation with at least \$20 million over the next 10 years.

As it celebrates its 15th year, the Red Sox Foundation has not only met that expectation but exceeded it with well over \$93 million to support organizations, and the operation of its own award-winning programs. In 2010, it received Major League Baseball's first-ever Commissioner's Award for Philanthropic Excellence for its Red Sox Scholars program, which provides college scholarships and care for academically-talented, financially-challenged middle school students.

It also received the 2009 Steve Patterson Award for Excellence in Sports Philanthropy from the Robert Wood Johnson Foundation and The Sports Philanthropy Project.

While the legendary relationship between the Red Sox and the Jimmy Fund is set to mark its 64-year partnership in 2017, the club's support has intensified with a variety of initiatives. In 2002, the Red Sox established the Jimmy Fund Radio-Telethon on WEEI and NESN. The annual fundraiser has generated more than \$43 million for research, treatment, and care at Dana-Farber Cancer Institute. The foundation also became a title sponsor of the Pan-Mass Challenge, the across-the-Commonwealth bike ride that has raised more than \$547 million, including a record \$47 million in 2016. Patients visit the Red Sox at Spring Training, on the road, and at Fenway, thanks to the generosity of retired radio-TV personality John Dennis; philanthropists such as Art Kelly; and Mike Gordon, President of Fenway Sports Group.

The relationship started anecdotally in 1947, when Ted Williams would visit patients on his way to the park. The Red Sox adopted the Jimmy Fund as their official charity in 1953, to continue the tradition established by the Boston Braves, who moved to Milwaukee. The 2013 season featured a year-long tribute that included the creation of the Jimmy Fund Chorus. In 2014, a Jimmy Fund Gallery was dedicated, and the relationship was proclaimed in signage on the outside of the building on Brookline Avenue.

In 2015 and 2016, Brock Holt and Pablo Sandoval were Jimmy Fund co-captains, visiting the clinic and lending their support to the cause. The entire team visited the Telethon set in August to take a photo with patients and show their support.



“You Can Never Rest,” Continued

A signature effort made by the Red Sox is the Home Base Program, initiated by Red Sox Chairman Tom Werner and the Red Sox Foundation after visits to the Walter Reed Army Medical Center. In partnership with Massachusetts General Hospital, the program has provided treatment for post-traumatic stress and traumatic brain injuries to more than 9,000 New England veterans and their families. The foundation has donated over \$20 million to the program, raising more than \$14.5 million through its annual Run to Home Base.

The club's enhanced community relations outreach features appearances that foster player-fan interaction. Red Sox players on the 2016 team made 561 appearances arranged by the club, and former players made 275 more. These gestures – 836 in-person interactions – are in addition to many of the charitable efforts in which players engage independently.

Additionally, the Red Sox donated items and experiences to help 4,738 New England non-profits raise funds for their causes. The Red Sox Wives also consistently render services to the community via events that have generated record amounts of food for the hungry, funds to fight diseases, and awareness to help prevent the abuse of women.

The Sox continue to sponsor Ticket for Troops donations while also offering discounted tickets for active-duty, retired, and veteran service members. The Red Sox Foundation for the second year sponsored the IMPACT Awards Program (Inspiring More Philanthropy Across Charities Together), which provides Red Sox fans in the five New England states outside of Massachusetts with the opportunity to vote for their favorite local non-profits to decide which organizations will be awarded grants. More than \$150,000 in grants have been awarded to those non-profits.

Commitment No. 5: Developing and Nurturing the Next Generation of Red Sox Fans

Perhaps more than any other sport, “America's Pastime” is a generational game. The future of the Red Sox franchise is tied to its ability to make the club and the game of baseball exciting for the kids of today and the parents of tomorrow. To that end, Red Sox ownership made growing the next generation of fans a central mission for the entire organization.

In 2016, the Red Sox continued to build out “Calling All Kids,” a series of programs to develop young fans with three primary goals: provide greater access to Red Sox games at Fenway Park; enhance the entertainment and customer experience for kids at the ballpark; and celebrate and strengthen the game of baseball in the community.

To improve access for young fans, the Red Sox introduced two new ticket programs: a \$9 ticket for high school and college students beginning in 2014, and for those 14 and younger, a free ticket to a game as part of the free Kid Nation membership. In 2016, there were 70,167 kids enrolled in the program across each of the 50 states.

Perhaps the most visible symbol of the club's commitment to youth was the creation in 2014 of “Gate K (for Kids),” a children-friendly entrance located adjacent to Gate B leading into the new Kids Concourse. In addition to the gate, the right field area of the Big Concourse was revamped with games, entertainment, kids' concessions, and amenities, and “Wally's Clubhouse” was formed to serve as an outlet for young fans and families who need a break from the game. To help assist the parents and youngsters in this area, a “Kids Crew” was established, a group of gameday employees dedicated to serving the needs of families in the Kids Concourse and Wally's Clubhouse.



Proving to be a huge hit with our young fans was Tessie, Wally the Green Monster's sister, who was introduced in January, 2016. Tessie will be at all games at Fenway Park to entertain kids and be a permanent member of the Red Sox family.

To engage more children to play the game, the Red Sox have long been active in Major League Baseball's RBI Program. In 2002, the ownership group established an innovative program – the Boston Area Church League – with Mayor Thomas M. Menino, sponsors, civic leaders, and longtime civil rights activist Frank Jordan. Children play Saturday doubleheaders with pastors as coaches, police as umpires, and assistant district attorneys as volunteers. All enjoy a game at Fenway Park in September. Over the past 13 years, the RBI program has grown to 31 RBI teams (Reviving Baseball in Inner Cities) and Rookie Leagues serving more than 1,200 children.

In January, Mayor Walsh and the Red Sox Foundation unveiled the first of four indoor batting cages that will be installed in 2017 at Boston Centers for Youth & Families (BCYF) community centers throughout the City of Boston. The batting cage installations are made possible by a grant from Major League Baseball (MLB) and the Major League Baseball Players Association's (MLBPA) Youth Development Foundation, an organization set up in 2015 by the league and Players Association to improve the caliber, effectiveness, and availability of amateur baseball and softball programs across the United States and Canada.

The commitment to Little League baseball continued in 2016 when the Red Sox Foundation sponsored over 200 Massachusetts Little League teams. The club teamed up with Mayor Walsh and the Highland Street Foundation for the third year of “Out of the Park” and refurbished Noyes Park in East Boston and Peter's Park in the South End.

For the Red Sox, the inaugural “Calling All Kids” campaign was just the beginning. After all, when it comes to kids, you can never rest.

Red Sox in the Community

Celebrating its 15th anniversary of making a difference, the Red Sox Foundation has committed more than \$93 million in charitable activity since its creation in 2002.

Led by the generosity of the Red Sox ownership group, the team and its charitable foundation are active throughout New England as well as in Lee County, Florida, the team's spring training home, with a focus on the areas of health, education, youth sports, veterans, and social services. The foundation has a number of major cornerstone programs and also provides smaller grants and other support to hundreds of other non-profits each year. Among the highlights last season was the \$1 million grant given to David Ortiz's foundation for critical pediatric care by the Foundation and Red Sox partners in gratitude for his splendid years of service.

These efforts have made the Red Sox the most charitable organization in Major League Baseball and the most charitable sports franchise in New England.

The Personal Touch

Touching Lives, Face to Face

The team's commitment to the community was stronger than ever in 2016 – a joint effort of the team's community relations department and the Red Sox Foundation.

Red Sox players, coaches and manager John Farrell made 561 appearances arranged by the club, and former players made 275 more. These gestures – 836 in-person interactions – are in addition to many of the charitable efforts in which players engage independently. The community relations department helped 4,738 accredited non-profits raise funds and raise awareness of their worthy causes, often by donating signed items used by these organizations to raise money.

Seven Make-A-Wish children battling cancer and other life-threatening illnesses experienced far-fetched dreams come true in 2016 as they stepped on the field, sat in the dugout, and met the players they had only admired from afar.

Tim Wakefield, the Red Sox Foundation Honorary Chairman, was inducted into the club's Hall of Fame this summer, participated in numerous foundation activities throughout the year, including his third annual golf tournament to benefit the Red Sox Foundation.

For the second year, the Red Sox Foundation's IMPACT Awards Program (Inspiring More Philanthropy Across Charities Together) provided Red Sox fans in the five New England states outside of Massachusetts with the opportunity to vote for their favorite local non-profits to decide which organizations will be awarded grants. In that two-year span, the Foundation has donated \$150,000 to those designated charities.

In spring training in Fort Myers, FL, players participated in the Children's Hospital golf tournament, signed autographs at the Open House at JetBlue Park, attended the Lee County Boys & Girls Club Dinner, and the Diamond Dinner benefitting the Children's Hospital of Southwest Florida. Players also participated in service days, visiting food banks, participating in a goodwill collection at JetBlue Park, and visiting Valerie's House, a place where grieving families can find comfort.

The team held its second "Girls of Summer" event where women learned fundamentals of the game from Red Sox coaches, got their photos taken with Red Sox players, and were addressed by members of the front office.

Dustin Pedroia, Hanley Ramirez and Pablo Sandoval, among others, all had ticket programs and purchased tickets for various groups to attend games at Fenway Park. Sandoval also served as Ambassador of the Foundation's RBI program, and adopted a group of RBI players (48) and 15 coaches during the holiday season, providing them with new sneakers and gift cards.



Red Sox pitcher Rick Porcello continued his work for Team Joseph, matching donations to a charity that supports children diagnosed with Duchenne, a form of muscular dystrophy.

During the holiday season, the players' caravan visited Codman Academy, Massachusetts General Hospital for Children, Shriner's Hospital, the Jimmy Fund clinic, Beth Israel Deaconess Medical Center, Boston Children's Hospital and The Base. Members of the Red Sox front office, meanwhile, "adopted" 115 kids in foster care via the Massachusetts Department of Children and Families, and Globe Santa partnered with the Foundation in collecting hats and mittens during Christmas at Fenway.

The Red Sox and the Jimmy Fund Teammates for Life

No cause is more deeply rooted in the fiber of the Red Sox than the fight against cancer. It was that way when Ted Williams would visit the young patients of legendary doctor Sidney Farber on his way to Fenway Park in the 1940's, it is that way today, and it will remain that way until cancer has been vanquished.

The enduring partnership between the Red Sox and the Jimmy Fund, which officially started in 1953, included last season the annual spring training visit by a host of Jimmy Fund kids, and more than \$3.6 million raised during August's 15th Annual Red Sox Jimmy Fund Radio-Telethon on WEEI and NESN, bringing the total raised to over \$43 million since the telethon's inception. The entire Red Sox team visited the set to take photos with patients and show their support. Over the years, the Red Sox have helped the Jimmy Fund raise more than \$130 million for cancer treatment and research.

Brock Holt, who started games at five different positions and served as DH in another game last season, served again with Pablo Sandoval as the team's Jimmy Fund co-captains, and also was involved with the Foundation and MGH's Home Base Program. For the second successive year, Holt was the team's nominee for Major League Baseball's Roberto Clemente Award for humanitarian service.

Fighting the Battles That Matter on the Home Front

When the Red Sox went to Washington, D.C., in the aftermath of their World Series victories in 2004, 2007, and 2013, they did so at the invitation of the White House, Presidents Bush and Obama paying tribute to their success. The Sox appreciated the honor, but the trips to the nation's capital would take on a deeper and more lasting meaning, one inspired by their visits after each ceremony to the military personnel recovering from their wounds in the Walter Reed Army Medical Center and associated hospitals.

The Red Sox, to a man, were profoundly affected by the courageous men and women they met, and Chairman Tom Werner was moved to find a way that the ball club could make a positive impact on the lives of those who had given so much in service to their country. His vision, as Chairman of the Red Sox Foundation, inspired the club to partner with Massachusetts General Hospital to create the Home Base Program.

Along with the team's decades-long commitment to the Jimmy Fund, it has become a cornerstone of the team's community outreach, one that has provided an extraordinary support system to wounded veterans and their families.

The Home Base Program is the first partnership of its kind in the nation between an academic medical center and a Major League Baseball team. As a National Center of Excellence, Home Base operates the largest private-sector clinic in the nation devoted to healing invisible wounds such as post-traumatic stress disorder and traumatic brain injury. Since its inception, Home Base has served more than 9,000 veterans and family members with care and support, trained more than 25,000 clinicians, educators, and community members nationally, and remains at the forefront of discovering new treatments that offer great hope to our servicemen and women. Home Base launched a "first in the nation" two-week intensive clinical program for veterans that extends the reach of this program to any post-9/11 veteran in the United States. Over time it has expanded its clinical staff of doctors, psychologists, nurses, physical medicine and rehabilitation specialists and licensed clinical social workers to ensure that it maintains the world-class, evidence-based care for which it has become known.

The Red Sox Foundation to date has committed nearly \$20 million to the program, raising more than \$14.5 million through its annual Run to Home Base. The program remains deeply appreciative of the support offered by Gov. Charlie Baker and Boston Mayor Marty Walsh.



Red Sox in the Community, Continued

Red Sox Scholars Education for Life

The Red Sox Scholars Program, presented by Beth Israel Deaconess Medical Center, enhances the lives of Boston middle schoolers, who receive college scholarships of \$10,000, as well as mentoring and enrichment opportunities. The program, created in 2003, received MLB's first-ever "Commissioner's Award for Philanthropic Excellence" in 2010. Since its inception, 262 academically talented, financially challenged Boston students have stepped onto the field at Fenway Park and felt the cheers of encouragement that we hope they will enjoy throughout their lives.

Beyond Boston, the Red Sox Foundation's New England Service Scholarship program provides college scholarships of \$1,000 to nearly 145 graduating seniors in each of the other five New England states. The funding comes in part from unique Red Sox Foundation license plates in Connecticut and Rhode Island.



Youth Baseball Programs Play Ball for Life

RBI: On diamonds throughout Boston, more than 2,000 boys and girls aged 5 to 18 played baseball and softball in the Red Sox Foundation's RBI League. Reviving Baseball in Inner Cities, teaches baseball, sportsmanship, teamwork, and tolerance. The program is sponsored by Aramark, Bosox Club, JetBlue, Poland Spring and Neighborhood Health Plan.

BOSTON AREA CHURCH LEAGUE: For the 15th straight year, the Red Sox helped nurture the Boston Area Church League, which the club created with former Boston Mayor Thomas M. Menino on August 8, 2002. Children play Saturday double headers with pastors as coaches, police as umpires, and assistant district attorneys as volunteers. Several hundred children then enjoy a Red Sox game at Fenway Park, and relationships born on the ballfield translate into the neighborhoods.

RED SOX CHILDREN'S RETREATS: For the 14th straight year, the Red Sox helped operate Red Sox Children's Retreats at the Ron Burton Training Village in Hubbardston, Massachusetts. In a partnership announced December 13, 2002, shortly before the Boston Patriots' ailing football star passed away, his son and namesake, a longtime member of the Red Sox, brings children from neighborhoods long on asphalt and short on grass to weekends at the verdant camp created by this remarkable sports family. The children use the lure of sports to learn harmony, life skills, love, and fellowship.

LINDOS SUEÑOS: For the 13th straight year, the Red Sox also operated their Lindos Sueños Program, in which Boston-area teens travel to the Dominican Republic to play baseball and engage in community service projects with their teenage counterparts from the island. More than 100 Boston-area teens have participated. It is a remarkable experience to see how quickly socioeconomic backgrounds and different languages give way to unity through the language and heart of baseball.

ALL KIDS CAN: Hitting coaches Chili Davis and Victor Rodriguez taught baseball skills to physically challenged children at the "All Kids Can" clinics, sponsored by CVS.

MASSACHUSETTS LITTLE LEAGUE: For the third straight year, the Red Sox Foundation sponsored Little League teams throughout Massachusetts, providing support so that boys and girls can play ball and learn important life lessons. The initiative is presented by the Massachusetts Health Connector and supported by HP Hood.

The Red Sox and Dimock Simply Saving Lives

In the heart of the city, at the soul of its core, sits an institution that tackles the toughest issues. A caring lifeline for those who need it most, the Dimock Center provides health care, shelter, and security. The Red Sox Foundation has, for all 15 years, supported Dimock – its programs and services that include pediatric aids initiatives, after-school programs, behavioral health support, and GED preparation. John W. Henry – together with more than 170 baseball operations staff members and Aramark – have personally volunteered at this Roxbury institution.

Fenway Park

Major League Baseball's oldest and smallest ballpark, Fenway Park has been the home of the Boston Red Sox since April 20, 1912 when, after two days of rainouts, the park hosted its first regular season game, an 11-inning, 7-6 Boston win over the New York Highlanders in front of 27,000 fans.

In 105 seasons, venerable Fenway Park has been home to many of the greatest players in baseball history, including Hall of Famers Babe Ruth, Tris Speaker, Lefty Grove, Jimmie Foxx, Joe Cronin, Ted Williams, Bobby Doerr, Carl Yastrzemski, Carlton Fisk, and Jim Rice. The park has witnessed some of the most memorable moments in baseball history, highlighted, perhaps, by Fisk's 12th-inning home run to win Game 6 of the 1975 World Series, and the amazing comeback against the Yankees in Game 4 of the 2004 American League Championship Series.

Among the world's most famous sporting venues, Fenway Park is best known for the 37-foot high, 231-foot long "Green Monster" left-field wall, which looms only 310 feet from home plate. Equally enticing to hitters is "Pesky's Pole," the right-field foul pole named for Red Sox great Johnny Pesky, which stands only 302 feet from home plate.

Nestled into the Fenway Park neighborhood of Boston, the park was largely rebuilt for the 1934 season after a five-alarm fire destroyed construction underway by new owner Tom Yawkey. Fenway Park has undergone a series of improvements since the Henry-Werner Group purchased the team in 2002.

The astounding popularity of the ballpark and the team enabled the Red Sox to sell out 793 consecutive games from 2003-13, the longest recorded regular-season sellout streak in U.S. professional sports history. Hundreds of thousands of fans from all over the globe visit Fenway Park year-round. Tours of the ballpark, conducted in English, Spanish, and Japanese, are available daily.

The following pages provide a detailed timeline of Fenway Park since 1912.

FENWAY FACTS	
Constructed	1912
Rebuilt.....	1934
First Game	April 20, 1912
.....Red Sox 7, Highlanders 6 (11 inn)	
Seating Capacity (Night)	37,731
Seating Capacity (Day)	37,281
EMC and State Street Levels	5,440
Box Seats.....	13,778
Grandstand.....	11,562
Bleachers.....	6,474
Green Monster	269
Right Field Budweiser Deck	208

OUTFIELD DIMENSIONS	
Left Field.....	310 feet
Left-Center Field.....	379 feet
Center Field.....	390 feet
Deep Center Field.....	420 feet
Deep Right Field.....	380 feet
Right Field	302 feet

HEIGHT OF OUTFIELD WALLS	
Left Field.....	37 feet
Center Field.....	17 feet
Bullpens	5 feet
Right Field	3-5 feet

LENGTH OF LEFT FIELD WALL	
231 feet (228 feet in fair territory)	



Fenway Park History: 1912-1941

RED SOX BASEBALL AT FENWAY

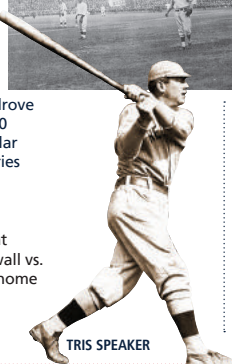
4.20.1912

Following an April 9 exhibition victory over Harvard and a pair of rainouts, the Red Sox won the first official game at Fenway, beating the New York Highlanders (who'd later become the Yankees) 7-6 in 11 innings. Tris Speaker drove home the game winner in front of 27,000 fans. The Red Sox go on to win 105 regular season games and capture the World Series during their first season at Fenway Park.

4.26.1912

1B Hugh Bradley hit the first home run at Fenway and the first over the left field wall vs. Philadelphia. It was the second and last home run of his Major League career.

FENWAY PARK 1912



TRIS SPEAKER

9.11.1918

The Red Sox clinched the 1918 World Series with a 2-1, Game Six victory over the Chicago Cubs. This was the last championship-clinching victory won by the Red Sox at Fenway Park until Game 6 of the 2013 Series.

6.12.1916

RHP George Foster threw the first no-hitter by a Red Sox pitcher at Fenway Park, leading the Red Sox to a 2-0 win over the New York Yankees. Fenway Park's first no-hitter was thrown by the Boston Braves' George Davis in a 7-0 victory over Philadelphia on September 9, 1914.

1912

OTHER FENWAY EVENTS


11.28. 1912

Boston Latin defeated Boston English 7-6 in Fenway Park's first high school football game. Two days later, Oak Park (IL) High School beat Everett (MA) High School 32-12 in the National High School Championship Game. Over the next few decades, several high school football games were played at the park.

10.31.1914

Boston College and Norwich University competed in Fenway Park's first college football game with BC winning 28-6. The Eagles used the park as a frequent home venue through the 1950s.

BOSTON UNIVERSITY AT FENWAY PARK



5.23.1915

In memory of American military members killed in the Spanish-American War, a memorial service was held at Fenway Park with 15,000 in attendance. A memorial service was regularly held at the park over the next few decades.

1914

1918

FENWAY PARK CONSTRUCTION

6.24.1911

Representing his family, John Taylor announced their intention to build Fenway Park. Prior to the 1912 season, the Red Sox played their home games at the Huntington Avenue Grounds, now part of the campus of Northeastern University.

FENWAY PARK 1912



9.24.1911

The groundbreaking occurred for the new ballpark.

5.8.1926

In the first Fenway Park fire, the bleachers along the left-field foul line burned down and were not replaced, giving fielders the chance to snare foul flies behind the third base grandstand.

1918

7.3.1932

The Sox were hammered by the Yankees 13-2 in the first Sunday game at Fenway Park. Sunday baseball was approved in Boston three years earlier, but not at Fenway due to its proximity to a church. The Sox played their Sunday games at Braves Field on Commonwealth Avenue until the law was changed. They actually played the first Boston Sunday game, a 7-3 loss to Philadelphia, at Braves Field, April 28, 1929 in front of 22,000 fans.



TED WILLIAMS

1932

11.14.25

Boston University played its first football game at Fenway Park, a 14-6 victory over Providence College. BU played occasional home games at Fenway Park through the mid-20th century.



1941

1.5.1934

A five-alarm, four-hour blaze, the second Fenway Park fire, virtually destroyed the construction underway by new owner Thomas A. Yawkey to refurbish the park. Following the fire, construction began on a new left-field grandstand, the bleachers, and the new left field wall.

1936

A 23-foot tall screen was installed above the left field wall. The screen would remain until the Green Monster Seats were constructed in 2003.

9.22.1935

The largest crowd to ever see a game at Fenway Park – 47,627 – turned out for a doubleheader with the Yankees. Crowds of this size will never be equaled under Fenway Park's current dimensions. More stringent fire laws and league rules after World War II prohibited overcrowding that was permitted in the 1930's.

1940

Bullpens were constructed in front of the bleachers replacing the old bullpen areas in the outfield foul territory beyond the dugouts. Tom Yawkey replaced the right field pavilion section he built in 1934 with an extension of the grandstand, reducing the distance to the right field foul pole to 302 feet.

1934

1940

Fenway Park History: 1942-1978

RED SOX BASEBALL AT FENWAY

6.9.1946

Ted Williams hit a monumental 502-foot home run to right field off Detroit right-hander Fred Hutchinson. The ball landed on top of the straw hat of Joseph A. Boucher, a 56-year-old construction engineer from Albany, NY who was sitting in Section 42, Row 37, Seat 21. "The sun was right in our eyes," he said. "All we could do was duck. I'm glad I didn't stand up. They say it bounced a dozen rows higher, but after it hit my head, I was no longer interested." At that time the bleachers were actual bleachers and not individual seats.

1946

7.9.1946

The Red Sox hosted their first All-Star Game at Fenway Park, a 12-0 American League win. Eight Red Sox were on the All-Star team, but Ted Williams stole the show, going 4-for-4 with two homers, a walk, five RBI and four runs scored.

7.31.1961

Fenway Park was the site of the second All-Star Game played in 1961. The game ended in a 1-1 tie, called after nine innings and a 30-minute rain delay.

10.4.1948

The first playoff game in AL history took place at Fenway, and Cleveland rookie left-hander Gene Bearden beat the Red Sox 8-3. Shortstop-Manager Lou Boudreau led the Indians with two homers and two singles. The defeat prevented the only cross-town World Series in Boston history. Cleveland went on to beat the Boston Braves 4-2 in the World Series.

OTHER FENWAY EVENTS

11.4.1944

Just three days before being elected to an unprecedented fourth term in the Oval Office, President Franklin D. Roosevelt delivered the final speech of his political career at Fenway Park before more than 40,000 supporters. Republican presidential nominee Barry Goldwater and Democratic presidential candidate Eugene McCarthy also gave speeches at Fenway Park in 1964 and 1968, respectively.



7.29.1954

Fenway Park's first basketball game took place as the Harlem Globetrotters defeated the George Mikan United States All-Stars, 61-41.

1960

FENWAY PARK CONSTRUCTION

1947

Green paint replaced advertisements covering the left field wall. No more Calvert Owl ("Be wise"), Gem Blades ("Avoid 5 o'clock shadow"), Lifebuoy ("The Red Sox use it") and Vimms ("Get that Vimms feeling").

6.13.1947

The Red Sox defeated the White Sox 5-3 in Fenway Park's first night game. The Red Sox were the third-to-last of the 16 Major League clubs to do add lights to the playing field.

1947

6.26.1962

Red Sox RHP Earl Wilson no-hit the Los Angeles Angels in a 2-0 Boston win, becoming the first African-American to throw a no-hitter in the American League.



10.21.1975

The first AL World Series night game was played at Fenway Park, and it was a classic. The memorable Game 6, delayed three days by rain, lasted 4:01. The Red Sox tied the game at 6-6 in the last of the eighth on Bernie Carbo's three-run, pinch-hit homer with two outs, taking the win with Carlton Fisk's oft-replayed home run off Pat Darcy leading off the last of the 12th.



10.1.1967

On the final day of the regular season, the "Impossible Dream" Red Sox clinched the American League pennant with a 5-3 victory over Minnesota. The Red Sox would fall in seven games to the St. Louis Cardinals in the World Series.

10.2.1978

After finishing the season with identical records, the Red Sox and New York Yankees played the second playoff game of its kind in American League history at Fenway Park. On the strength of Bucky Dent's three-run, 7th inning homer, the Yankees defeated the Red Sox 5-4 to capture the AL East Division crown.

4.29.1986

RHP Roger Clemens struck out a Major League, single-game record 20 batters in a 3-1 victory over the Seattle Mariners. Clemens earned AL MVP and Cy Young honors, leading the Red Sox to the 1986 World Series where they lost to the New York Mets in seven games.

7.13.1999

The Red Sox hosted their third All-Star Game, a 4-1 AL win. For the first time in history, the All-Star Game was a three-day event featuring a celebrity hitting contest, a Futures game and a home run derby.

1967

9.8.1963

The AFL's Boston Patriots downed the Oakland Raiders, 20-14, kicking off a six-year stay at Fenway Park. The Boston Shamrocks, Boston Redskins and Boston Yanks also played professional football games at the park.



7.27-28.1973


The Newport-New England Jazz Festival brought Ray Charles, Stevie Wonder, B.B. King and many other famous musicians to play at Fenway Park.

7.8.1968

Legendary soccer player Pelé led his Santos FC team to a 7-1 victory over the Boston Beacons. Occasional soccer matches also took place at the park in the 1920s and 1930s.

1978

FENWAY PARK 1975



1976

Fenway Park's first message board in center field was part of a construction project that included a rebuilding of the left field wall as well as a new enclosed press box. Starting in 1976, National League scores were shown only on the new message board. They returned to the left field scoreboard in 2003.

1976

Fenway Park History: 1979-2016

RED SOX BASEBALL AT FENWAY

10.17.2004

With the Red Sox down to their last three outs in the 2004 ALCS, pinch-runner Dave Roberts stole second base off Yankees closer Mariano Rivera and set up a game-tying RBI by third baseman Bill Mueller. The game ended on a David Ortiz walk-off home run in the 12th inning.



DAVE ROBERTS

4.11.2005

The defending champions received their World Series rings prior to the home opener against the Yankees. Led by Johnny Pesky and Carl Yastrzemski, former players who had longed for such a day helped the active players raise the World Championship flag. James Taylor sang "America the Beautiful," the Boston Symphony and Boston Pops played "The Star-Spangled Banner," and wounded soldiers back from war presented the rings. Boston icons Bobby Orr, Bill Russell, Teddy Bruschi and Richard Seymour threw the Ceremonial First Pitches. And, in fitting style, the Red Sox beat the Yankees.

10.27.2004

86 years of heartache were erased with a 3-0 win in St. Louis, as the Red Sox completed a sweep of the 100th World Series for their first World Championship since 1918. Beginning at Fenway Park, a "rolling rally" parade was held three days later when the team returned to Boston.

9.1.2007

Clay Buchholz became the first Red Sox rookie to ever pitch a no-hitter, blanking the Baltimore Orioles 10-0.

10.21.2007

The Red Sox defeated the Cleveland Indians 11-2 to capture their 12th American League pennant, on their way to a second World Series title in four years.

2007

OTHER FENWAY EVENTS

9.17.2008

More than 3,000 new citizens were sworn in as Fenway Park hosted its first naturalization ceremony. The park also hosted a naturalization ceremony in 2010, the largest such ceremony ever held.

9.6-7.2003

Bruce Springsteen and the E Street Band performed the first concerts at Fenway Park in three decades, beginning a series of concerts the park has held in recent years. See page 5 for a complete list of concerts at Fenway Park.

DAVE MATTHEWS BAND/SHERYL CROW



1.1.2010

On New Year's Day, the NHL's Boston Bruins won the 2010 Winter Classic beating the Philadelphia Flyers in a 2-1 overtime victory.

7.21.2010

42 years after Fenway Park's last soccer match, Celtic F.C. beat Sporting Lisbon, 2-1.



2010 WINTER CLASSIC

2009

FENWAY PARK CONSTRUCTION

1988-1989

The 600 Club, a glass-enclosed section of 606 stadium club seats, was added on the roof behind home plate. New broadcast booths and the press box were relocated on top of the 600 Club. In 2002, the club was renamed the .406 Club in honor of the late Ted Williams, who passed away earlier that year.

1982-1983

Private suites were built atop the left and right field stands.

INSTALLING GREEN MONSTER SEATS



2003

Among many changes, Green Monster seats debuted above the left-field wall and Yawkey Way officially opened after a one-month trial the previous September. See page 4 for a complete list of renovations over subsequent offseasons.

4.2002

Two rows of "dugout" seats debuted, along with a media interview room, players lounge and expanded family lounge. With these changes, a ten-year cycle of major, annual improvements to Fenway Park began.

1989

4.19.2012

In perhaps the highest-attended event in Fenway Park history, the Red Sox welcomed nearly 55,000 fans to the storied ballpark for a free Open House on the eve of its official centennial.



5.19.2008

Jon Lester threw the first no-hitter of 2008 in a 7-0 win vs. Kansas City. He became the fourth lefty ever to throw a no-hitter at Fenway Park.

4.20.2012

Over 200 Red Sox alumni returned to Fenway Park 100 years to the date of first Red Sox game at the ballpark. This reunion served as a major highlight of the season-long, 100th Anniversary celebration of Fenway Park. The Red Sox and Yankees battled it out in throwback uniforms, a reenactment of the franchise's Fenway opener in 1912.

4.20.2013

In an emotional day at Fenway Park and throughout the City of Boston, the Red Sox played their first home game following the tragic events at the Boston Marathon five days earlier. An emotional David Ortiz proclaimed during pre-game ceremonies that "This is our...city," and Daniel Nava hit a go-ahead homer in the bottom of the eighth inning, leading the Red Sox to a 4-3 victory over the Royals.

10.30.2013

Boston's 6-1 win over St. Louis in Game 6 secured the franchise's eighth World Series title, and third in ten years. It was the Red Sox' first clinching World Series win at Fenway Park since the 1918 team won it all 95 years prior.

10.10.2016

Boston's season ended with a 4-3 loss to Cleveland in the ALDS, but the largest postseason crowd in Fenway's history (39,530) stayed long after the final out to give David Ortiz a proper sendoff in his final game as a player. Big Papi emerged from the clubhouse, walked to the pitcher's mound and saluted the crowd, unable to hold back tears as he showed his appreciation.



2013

WINTER 2011-12

An ice rink once again topped the Fenway Park tundra as several college and high school teams played at "Frozen Fenway," while open-public skating was also offered to Boston residents. "Frozen Fenway" returned during Winter 2013-14 and 2016-17.

7.25.2012

Soccer fans from around the world turned out for a pre-season friendly at Fenway Park between Liverpool F.C. and A.S. Roma, with Roma ultimately prevailing by a 2-1 score. Roma won again, 1-0, when Fenway Park hosted a rematch on July 23, 2014.

FALL 2015

Fenway Park donned football goalposts for the first time since 1968, playing host to the Shamrock Series, a 19-16 Notre Dame win over Boston College, as well as Thanksgiving high school games. The same week, Galway defeated Dublin in the first hurling match at Fenway since 1954.

WINTER 2016

An incredible 140-foot snow ramp, taller than the light towers, stood as the centerpiece of "Big Air at Fenway," a two-day snowboarding and freeskiiing event.



WINTER 2017

In January 2017, "Frozen Fenway" featured 8 collegiate hockey games, 7 high school games, and public skating opportunities. The ballpark also hosted "Frozen Fenway Winter Party On Ice" featuring internationally known figure skaters and performers.

2012

2012

"Fenway Park: A Living Museum," a collection of 100 plaques, historical markers, and displays debuted throughout the ballpark in early 2012, as part of an effort to help educate guests about Fenway's wide-ranging history.


3.25.2005

The Red Sox announced a long-term commitment to remain at Fenway Park, "America's Most Beloved Ballpark," and the oldest park in the Major Leagues. A comprehensive plan for a complete renovation was submitted to the City of Boston Landmarks Commission, the Massachusetts Historic Commission and the National Park Service.

2016

The State Street Pavilion level was extended to accommodate 265 new seats in the Right Field Pavilion Reserved and Left Field Pavilion Reserved sections.

INSTALLING DUGOUT SEATS



2017

The Red Sox made several new improvements for the 2017 season, including the addition of two rows of dugout seats, a right-field grandstand bar, a new video board on the right-field roof deck, four new suites in the State Street Pavilion, the restoration of Pesky Pole, and a removable bullpen wall that will allow Fenway to better adapt to non-baseball events.

2010

Boston Red Sox Front Office Directory

Principal Owner	John W. Henry
Chairman	Thomas C. Werner
President	Sam Kennedy
President of Baseball Operations	Dave Dombrowski
President/CEO Emeritus	Larry Lucchino

Executive Management Team

EVP/Business Affairs	Jonathan Gillula
EVP/Partnerships	Troup Parkinson
EVP/FSG Corporate Strategy & General Counsel	Ed Weiss
EVP/Chief Financial Officer	Tim Zue
SVP/Player Personnel	Allard Baird
SVP/Strategic Planning & Senior Counsel	David Beeston
SVP/Ticketing, Fenway Events & Concerts	Ron Bumgarner
SVP/Chief Marketing Officer	Adam Grossman
SVP & Assistant General Manager	Brian O'Halloran
SVP & Assistant General Manager	Eddie Romero
SVP/Human Resources	Amy Waryas
SVP/Player Personnel	Frank Wren

Baseball Operations

Baseball Operations & Administration

VP/Pitching Development & Assistant Pitching Coach	Brian Bannister
VP/Major League & Minor League Operations	Raquel Ferreira
VP/Baseball Research & Development	Zack Scott
Senior Director, Team Travel	Jack McCormick
Executive Assistant, Baseball Operations	Erin Cox
Special Assistants to the President of Baseball Operations	Pedro Martinez, Jason Varitek
Senior Advisor, Baseball Operations	Bill James
Assistant Director, Baseball Administration	Mike Regan
Baseball Operations Analysts	Gregory Rybarczyk, Joe McDonald
Assistant, Baseball Administration	Alex Gimenez
Senior Baseball Systems Development Lead	Michael Ganley
Senior Baseball Systems Developer	Eric Edvalson
Senior Baseball Systems Developer	Fred Hubert
Assistant Director, Baseball Systems	Ethan Fagget
Coordinator, Baseball Systems Development	Shawn O'Rourke
Baseball Research & Development Analyst	Spencer Bingol
Medical Director / Head Team Internist	Dr. Larry Ronan
Head Team Orthopedist	Dr. Pete Asnis
Director, Sports Medicine Service /	
Head Athletic Trainer	Brad Pearson
Assistant Athletic Trainers	Paul Buchheit, Jon Jochim,
	Masai Takahashi
Senior Physical Therapist	James Creps
Physical Therapist	Adam Thomas
Head Strength & Conditioning Coach	Kiyoshi Momose
Assistant Strength & Conditioning Coach	Mike Roose
Massage Therapists	Russel Nua, Shinichiro Uchikubo
Sports Medicine Administrative Manager	Elana Webb
Home Clubhouse Manager	Tom McLaughlin
Equipment Manager	Edward "Pookie" Jackson
Visiting Clubhouse Manager	Joe Cochran
Video Coordinator	Billy Broadbent
Clubhouse Assistants	John Coyne, Stephen Murphy
Instructors	Jim Rice, Luis Tiant

Minor League Operations

VP / Player Development	Ben Crockett
Assistant Director, Player Development	Brian Abraham
Pitching Development Analyst	Dave Bush
Minor League Equipment Manager	Mike Stelmach
Minor League Video / Florida Baseball	
Operations Assistant	Patrick McLaughlin
Player Development Consultants	Dick Berardino, Tony
	Cloinger,
	Dwight Evans, Tommy Harper, Carl Yastrzemski

Scouting

VP / Player Personnel	Jared Banner
VP / Professional Scouting	Gus Quattlebaum
VP / Amateur Scouting	Michael Rikard
Assistant Director, International Scouting	Adrian Lorenzo
Assistant Director, Professional Scouting	Harrison Slutsky
Assistant Director, Amateur Scouting	Paul Toboni
Advance Scout	Steve Langone
Advance Scouting Assistant	JT Watkins
Scouting Coordinator	Brian Cruz

Scouting (continued)

Assistant, International Scouting	James Kang
Assistant, Player Personnel	Marcus Cuellar
Special Assistant, Player Personnel	Mark Wasinger
Special Assignment Scouts	Eddie Bane, Steve Peck, Brad Sloan
Global Crosschecker	Paul Fryer
National Crosschecker	John Booher

Business Affairs

EVP / Business Affairs	Jonathan Gillula
Special Assistant	Claire Durant
Senior Manager, Ballpark Planning & Development	Chris Knight
Senior Advisor to the President, Strategic Planning	Michael Porter

Ballpark Operations

VP / Ballpark Operations	Pete Nesbit
Director of Security & Emergency Services	Charlie Cellucci
Director of Concessions & Event Operations	Jon Dienstag
Senior Director of Grounds	Dave Mellor
Assistant Director of Security & Emergency Services	Mark Cacciatore
Ballpark Operations Coordinator	Mike Gunning
Security Coordinator	Ryan Kozul
Security Staff	Angel Santiago
Senior Manager of Concessions & Event Operations	John Sodini
Assistant Director of Grounds	Kirt Bakos
Manager of Grounds	Derek Gauger
Grounds Staff	Jedidiah Saverse

Facilities Management

Senior Director of Facilities Management	Jonathan Lister
Facilities Superintendent	Donnie Gardiner
Manager of Facilities Maintenance	Glen McGlinchey
Manager of Facilities Services	Alex Spader
Coordinator of Facilities Services	Robyn Pacini
Facilities Technicians	Thomas Carey, James Levesque

Fan Services & Entertainment

VP / Fan Services & Entertainment	Sarah McKenna
Senior Director of Red Sox Productions	John Carter
Senior Director of Fan Services & Entertainment	Stephanie Maniekis
Senior Manager of Entertainment	Dan Lyons
Chief Engineer	Jason Notermann
Manager of Red Sox Productions	Jen Gahan
Specialist of Red Sox Productions	Steve Roman
Coordinators of Red Sox Productions	Luke Fraser, Kellen Reck
Fan Services Managers	Nina Beltre, Jovan Holland
Red Sox Productions Assistant	Stacey Lamboni

Special Events

VP / Special Events	Fred Olsen
Assistant Director of Special Events	Kathleen Harrington
Asian Business Development Specialist	Mikio Yoshimura

Fenway Park Tours

VP / Fenway Park Tours	Marcita Thompson
Manager of Fenway Park Tours	Scott Towers
Group Tour Sales Coordinator	Sarah Farley

Florida Business Operations

VP / Florida Business Operations	Katie Haas
Manager of Florida Business Operations	Brennan Whitley
Manager of Florida Ballpark Operations	Jay Fandel
Business Development Manager	
of Florida Operations	Allison Bucci

Information Technology

VP / Information Technology	Brian Shield
Director of Data Services	Steve Conley
Director of IT Operations	Randy George
Director of IT	Jason Lumsden
Director of Software Engineering	Dan White
Manager of IT Operations	Ryan Oreste
Data Architect	George Hom
Senior Network Engineer	Matt Salmeri
Software Engineer	Michael Bottomley
Software Engineer	Matthew Cory
CRM Analyst	Ben Nickerson
Help Desk Supervisor	Chris Sorel

Boston Red Sox Front Office Directory, Continued

Partnerships

EVP / Partnerships Troup Parkinson

Corporate Partnerships & Client Services

VP / Client Services Marcell Bhango
Director of Client Services Erin Donovan
Assistant Director of Client Services Sean Walsh
Senior Manager of Suite Services Kim Cameron
Manager of Sponsor Services Amanda Heglin
Client Services Manager Andrew Dennen
Client Services Specialist Bailey Douglass
Sponsor Services Specialist Olivia Whitney
Client Services Coordinator Jim Kallinich

Community, Alumni & Player Relations

VP / Community, Alumni, & Player Relations Pam Kenn
Senior Director of Community & Player Relations Sarah Narracci
Alumni & Player Relations Manager Sheri Rosenberg
Community Partnerships & Player Relations Specialist Kathryn Quirk
Curator Sarah Coffin

Legal

EVP / FSG Corporate Strategy & General Counsel Ed Weiss
SVP / Special Counsel & Government Affairs David Friedman
VP / Club Counsel Elaine Steward
Senior Legal Counsel Iciar Garcia
Legal Counsel & Director of Legal Operations Mandy Pettillo
Legal Specialist Samantha Barkowski

Ticketing, Fenway Enterprises, Fenway Concerts

SVP / Ticketing, Fenway Events & Concerts Ron Bumgarner

Ticketing

VP / Ticketing Richie Beaton
VP / Ticket Services & Operations Naomi Calder
Director of Ticket Services Jenean Rombola
Assistant Director of Ticketing, Season Ticket Services Joe Matthews
Manager of Ticket Services Ben Dorman
Manager of Ticket Accounting & Operations Sean Carragher
Senior Manager of Ticket Fulfillment & Systems Peter Fahey
Replay Customer Service Manager Matthew Crawford
Coordinator, Ticket Services Mike Cometa
Senior Account Executives,
Season Ticket Holder Services Tarah Mahoney, Amanda Zanni
Season Ticket Holder Account Executives Nicole Acone
..... Sean Desmond, Katie Cash, Cameron Willcox
Ticket Services Associates Meghan Accorsi, Samantha Hanlon,
Lamar Phillips, Will Putnam, Kaylah Quilty
Ticket Operations Assistant Lisa Linday

Ticket Sales

VP / Ticket Sales William Droste
Senior Manager of Premium Sales & Services Brendan Hankard
Director, Sales Academy & Season Ticket Sales David Baggs
Director of Group Sales Carl Grider
Account Executives, Premium Sales Ben Morse, Kyle Raynor
Premium Sales Services Coordinators Casey Devane,
..... Marc Llanto, Chris Mele
Manager, Group Sales Special Events Travis Pollio
Senior Account Executive, Group Sales Matthew Labossiere
Group Sales Representatives Gennifer Davidson, Matt Tieri
Account Executive, Premium Season Ticket Sales Peter Quattromani
Academy Sales Coordinator Rachel Shor
Inside Sales Representatives Ameena Dye, Eric Eisenberg,
..... Eric Finley, Matthew Gazorian, William Kelley,
..... Sandor Kopitz, Michael Rodgers, Nathan Russell, Ian Shaw

Fenway Park Events

VP / Fenway Park Events Carrie Campbell
Director of Fan & Youth Engagement Chris Bergstrom
Assistant Director of Event Sales Haley McNearney
Assistant Director of Event Services Kate Page
Senior Manager of Event Sales Taylor Grinnell
Event Sales Manager Kristyn Levy
Event Services Managers Megan Berninger, Julio Jeune

Fenway Concerts

SVP / Fenway Concerts & Entertainment Larry Cancro
Director of Fenway Concerts & Entertainment Beth Krudy

Marketing, Creative Services & Communications

SVP / Chief Marketing Officer Adam Grossman
Special Assistant to the Chief Marketing Officer Zach Markell

Marketing

VP / Marketing & Broadcasting Colin Burch
Marketing & Promotions Coordinator Steve Oliveira
Social Media Coordinator Kelsey Doherty
Fan & Youth Engagement Assistant Sam Nipantantaporn

Creative Services

Director of Creative Services & Content Tim Heintzelman
Director of Publications Debbie Matson
Senior Manager of Photography Mike Ivins
Staff Photographer Billie Weiss
Senior Designer & Brand Specialist Marissa McClain

Communications

Senior Director of Corporate Communications Zineb Curran
Senior Director of Media Relations Kevin Gregg
Senior Manager of Media Relations Abby DeCiccio
Manager of Media Relations & Baseball Information Justin Long
Media Relations Coordinator Chris Gilligan
Media Relations Assistant/Translator Daveson Perez

Human Resources & Administration

SVP / Human Resources Amy Waryas
Senior Director of Human Resources Mike Danubio
Director of Benefits & Compensation Jean McGurl
Senior HR Analyst Peter Racine
HR Specialist Kara Buckley
HR Operations Specialist Brad Hanovich
Receptionist Brenna Peterson
Office Coordinator Travis Patterson

Finance, Strategy & Analytics

EVP/Chief Financial Officer Tim Zue

Finance

Financial Advisor to the President Jeff White
VP / Finance Ryan Oremus
Senior Director of Financial Planning & Operations Ryan Scafi
Senior Manager of Payroll & Administration Cathy Fahy
Accounting Manager Courtney Turner
Senior Payroll Administrator Mauricio Rosas
Senior Financial Analyst Rob Winter
Staff Accountant Daniel Wall
Accounting Specialist Patrick Coleman
Accounting Specialist Julian Carlos

Strategy & Analytics

Senior Manager, Business Development Kurt Zwald
Senior Manager of Business Analytics Jonathan Hay
Specialist, Business Development Anne Marie Rowe

Executive Administration

Special Assistant to the Principal Owner Sylvia Moon
Special Assistant to the President Stephen Kelley
Executive Assistants Katie Byrnes, Jamie Doron,
..... Brienne Hart, Fay Scheer, Caitlin Kilcher

Red Sox Foundation

Honorary Chairman Tim Wakefield
Executive Director, Red Sox Foundation Gena Borson
Assistant Director of Operations & Programs Rico Mochizuki
Assistant Director of Marketing & Development Justin Prettyman
Manager of Accounting Marisa Roncovich
Manager of Ron Burton Training Facility Ron Burton
Senior Programs Manager Tyler Petropoulos
Programs Specialist Mick Blume
Red Sox Foundation Coordinator Lidia Zayas
Events Coordinator Francesca Pelletier
Development Coordinator Jake Siemering

Fenway Sports Group

Fenway Sports Group, the parent company of the Boston Red Sox, is one of the largest sports, media and entertainment companies in the world. Beyond the Boston Red Sox, Fenway Sports Group's portfolio of companies include: Liverpool FC, an English Premier League football club; Fenway Sports Management, a sales and marketing company; an 80% stake in New England Sports Network (NESN), a regional sports television network; and a 50% joint venture with Jack Roush in Roush Fenway Racing, a NASCAR racing team. Fenway Sports Group also owns two of the most iconic venues in sports: Fenway Park, home of the Boston Red Sox, and Anfield, home of Liverpool FC.

Originally conceived as New England Sports Ventures in 2001 (NESV), Fenway Sports Group is led by Principal Owner John Henry, Chairman Tom Werner, and President Mike Gordon, with additional ownership interests held by a select number of other investors.



Fenway Sports Group

John W. Henry	Principal Owner
Thomas C. Werner	Chairman
Michael Gordon	President
Ed Weiss	EVP/Corporate Strategy & General Counsel
Senator George Mitchell	Senior Advisor
David Ginsberg & Phillip H. Morse	Vice Chairmen
Greg Morris	SVP/Finance & Administration
Gordon Edes	Strategic Communications Advisor & Red Sox Historian

FSG Partners

Theodore Alfond	David Ginsberg	Seth Klarman	Arthur E. Nicholas	Jeffrey Vinik
William Alfond	Michael Gordon	Larry Lucchino	Bruce Rauner	Herb Wagner
Thomas R. DiBenedetto	John W. Henry	Henry McCance	Frank Resnek	Thomas C. Werner
Michael Egan	John A. Kaneb	Phillip H. Morse	Martin Trust	

FSG Properties

Boston Red Sox	Sam Kennedy, President
Fenway Sports Management	Mark Lev, Managing Director
Liverpool Football Club	Billy Hogan, Managing Director
New England Sports Network	Sean McGrail, President/CEO
Rough Fenway Racing	Jack Roush, Co-Owner



**John W.
Henry**



**Thomas C.
Werner**



**Michael
Gordon**



**Ed
Weiss**



**Sen. George
Mitchell**



**Theodore
Alfond**



**William
Alfond**



**Thomas
DiBenedetto**



**Michael
Egan**



**David
Ginsberg**



**Seth
Klarman**



**Larry
Lucchino**



**Henry
McCance**



**Phillip H.
Morse**



**Arthur E.
Nicholas**



**Bruce
Rauner**



**Frank
Resnek**



**Martin
Trust**



**Jeffrey
Vinik**



**Herb
Wagner**

**Not Pictured:
John A. Kaneb**

Red Sox Ownership



John W. Henry, Principal Owner

John W. Henry is beginning his 16th season as Principal Owner of the Boston Red Sox, but in one way his relationship to baseball has changed little since he was growing up in rural Arkansas, listening to games broadcast on a Zenith short-wave radio. "I certainly identify with the fans," he said, "because I've been one my entire life." And from December 20, 2001, the day an investment group led by Mr. Henry, Tom Werner and Larry Lucchino bought the Red Sox, he understood the mandate he had inherited.

"Win a World Series? That's not my choice, it's my role, it's my obligation to New England," Mr. Henry said. "That's what I've been charged with. When you bid on the Red Sox, the challenge you're undertaking is nothing short of winning the World Series."

Three World Series titles in a 10-season span – 2004, 2007, and 2013 – have earned the Henry-Werner ownership team a special place in Red Sox history, the franchise having endured an 86-year stretch, beginning in 1918, in which it did not win baseball's ultimate prize. But the quest continues, the team's success only reinforcing Mr. Henry's determination that the Red Sox remain a perennial contender, with the goal of playing meaningful games in October.

In one sense, Mr. Henry says, he is owner by proxy. The true owners, he asserts, are Red Sox fans, those in New England and spread across the country and globally in numbers deserving of the designation, "Red Sox Nation." He sees his role as being a steward of this much-loved baseball team, which entails providing a championship-caliber product on the field while also serving as an involved and committed member of the community.

By any measure, the Red Sox have succeeded on both fronts. The club's winning percentage of .551 ranks third in Major League Baseball since the start of the 2002 season, and the Red Sox have won more postseason games (45) than any American League team in that span. That includes what many regard as the most improbable comeback in professional sports, when the Red Sox lost the first three games of the American League Championship Series in 2004 to the New York Yankees, then won the next four games, becoming the first major league team ever to win a series after trailing, three games to none.

Immediately after taking ownership, Mr. Henry and his partners also founded – and funded – the Red Sox Foundation, which has become the largest and one of the fastest-growing team charities in Major League Baseball. Though a relative newcomer to the New England philanthropic community, it has won numerous awards for its imaginative outreach and impact, including the 2009 national award for "Best Sports Charity" from the Robert Wood Johnson Foundation and the Sports Philanthropy Project. In 2010 it was recognized by Major League Baseball with the inaugural "Commissioner's Award for Philanthropic Excellence" for the Red Sox Scholars program, the foundation's educational cornerstone. Supported through generous donations from Mr. Henry and Mr. Werner and their partners, as well as corporate sponsors and fans attending fund-raising events, the Red Sox Foundation has made a significant impact on the lives of those it serves. To date, it has committed more than \$93 million to health, education, recreation, military, and social service programs primarily benefitting at-risk children and families.

The operation of the club always has been, and will continue to be, a collaborative effort, Mr. Henry maintains. He cites the close relationships he enjoys with Werner, the team's chairman; Larry Lucchino, who was the team's president and CEO for the first 14 seasons; Sam Kennedy, who has succeeded Lucchino as club president; and David Dombrowski, who was appointed the President of Baseball Operations in August 2015.

"Tom Werner and I are like brothers," Mr. Henry says. "We talk every day about ideas on how to improve everything from the New England Sports Network to the length of the grass on the field."

With Lucchino, whom Mr. Henry described as "my role model when it comes to baseball executives," moving into an emeritus role, Kennedy became president on October 16, 2015.

"Since 2012, we have known that it would be a natural transition for Sam to succeed Larry when he was ready to relinquish the reins," Mr. Henry said. "Tom and I feel fortunate that there is an obvious and strong successor within our organization." With Dombrowski's appointment on August 18, 2015, Mr. Henry renewed a relationship that has its roots in Florida, where Dombrowski served as general manager when Mr. Henry owned the Florida Marlins.

"I have known Dave very well for a long time," Mr. Henry said. "Tom and I have no doubts that Dave is the right person to strengthen our baseball operations group going forward."

Mr. Henry has garnered a wealth of experience – and multiple championship rings – at three different levels in his 29 years in baseball at an ownership level. Prior to purchasing the Red Sox, he was chairman and sole owner of the Marlins. He also was a limited partner of the New York Yankees, and chairman and majority owner of the Tucson Toros of the Triple-A Pacific Coast League. Mr. Henry also formed a co-ownership with Boca Raton, FL attorney Don Sider in the West Palm Beach Tropics of the Senior Professional Baseball League. The Tropics, managed by former Red Sox manager Dick Williams, posted a league-best 52-20 record in his one-year ownership, led by Hall of Famer Rollie Fingers and All-Stars Toby Harrah, Dave Kingman, Mickey Rivers, and Al Hrabosky.

A pioneering trader of commodities futures, for more than 35 years Mr. Henry has served as chairman of John W. Henry & Company, Inc., which he founded in 1981. He has served on the Board of Directors of the Future Industry Association, National Association of Futures Trading Advisors and the Managed Futures Trade Association. He was elected to the Futures Industry Association's Hall of Fame as a recognized leader in alternative asset financial product innovation. Mr. Henry is Principal Owner of Fenway Sports Group, formerly New England Sports Ventures (NESV). On October 15, 2010, Fenway Sports Group acquired 100% of Liverpool Football Club (LFC), one of the world's most historic sporting institutions. Fenway Sports Group owns a portfolio of companies that includes LFC, the Boston Red Sox, New England Sports Network, Fenway Sports Management, and Roush Fenway Racing. In October 2013, Mr. Henry purchased the Boston Globe. With the purchase, Mr. Henry became the third owner in the history of the Boston Globe, which is the largest newspaper in New England. In January 2014, Mr. Henry became the ninth publisher of the Boston Globe.

Born in Quincy, Illinois, Mr. Henry spent most of his childhood on the family farm in Forrest City, Arkansas, where his father raised soybeans, corn and wheat. A Cardinals fan who grew up listening to Harry Caray, Jack Buck and Joe Garagiola on the radio, Mr. Henry was 9 when he saw his first major league game at Sportsman's Park in St. Louis – the very city where he would see his own Boston Red Sox win the World Series in 2004.

"I love to listen to and interact with fans," Mr. Henry said.

"Perhaps not every fan can identify with me, but I think I can identify with most of them because I've been a passionate baseball fan all my life. I know that even the best baseball team cannot win every night, but I want to make sure our fans win every night – that they enjoy as many aspects of our game, our tradition, and the Fenway experience as they can. If they don't, I want to know why and see what I can do to address their concerns immediately. It is the New England fans and their representative media that have created the romance, mystique, and passion that we all feel when the words 'Boston Red Sox' are spoken."

RED SOX OWNERSHIP HISTORY

Charles W. Somers	1901-02
Henry J. Killilea	1903-04
John I. Taylor	1904-11
James R. McAleer	1912-13
Joseph J. Lannin	1913-16
Harry H. Frazee	1917-23
J.A. Robert Quinn	1923-33
Thomas A. Yawkey	1933-76
Jean R. Yawkey	1976-77
Jean R. Yawkey:	1978-80
Haywood Sullivan,	
Edward G. LeRoux Jr.	
Jean R. Yawkey Trust:	1981-86
Haywood C. Sullivan,	
Edward G. LeRoux Jr.	
Jean R. Yawkey Trust:	1987-93
Haywood Sullivan	
Jean R. Yawkey Trust	1994-2002
The Henry-Werner Group	2002-present



Ownership, Continued



Thomas C. Werner, Chairman

Red Sox chairman Tom Werner, who has been involved in Major League Baseball for more than 26 years and whose love for the Red Sox spans nearly five decades, has played a vital role in the team's success on the field, the saving and renovating of Fenway Park, and its difference-making impact in the community. The respect Werner has engendered among his fellow owners was reflected in 2015, when he was nominated to be Commissioner of Baseball, his ideas for growing the game widely praised.

A highly successful television executive, Werner entered baseball as leader of the ownership group that purchased the San Diego Padres in 1990, and served as majority owner until December 22, 1994. Werner subsequently joined forces with Principal Owner John W. Henry and President/CEO Larry Lucchino to acquire the Red Sox, the only bidders that made saving Fenway Park a cornerstone of their proposal. Together, they and their partners won the right to buy the team on December 20, 2001 and completed the purchase on February 27, 2002. Three years later, after substantial improvements to the ballpark, Werner, Henry, and Lucchino on March 23, 2005 pledged their long-term commitment to Fenway Park, inspiring major investment in the surrounding neighborhood and sparking a remarkable transformation. Because of their vision, Fenway Park in 2012 became the first ballpark to celebrate its 100th anniversary, and with nearly \$300 million in renovations, its viability as "America's Most Beloved Ballpark" has been assured for years to come.

On October 30, 2013, the Red Sox won their third World Series title since Werner became chairman, the first in 95 years in which the clinching game was played at Fenway Park.

The team's on-field success has been accompanied by its determination to play a meaningful role in the community. Werner was instrumental in establishing and overseeing the Red Sox Foundation, which to date has committed more than \$93 million to benefit the people of New England and is recognized as a model program for charitable organizations. A particular point of pride is the Home Base Program. Inspired by the team's visits to Walter Reed Medical Center as an adjunct to their World Series ceremonies in the White House, Werner helped create Home Base, which is a partnership between the Red Sox Foundation and Massachusetts General Hospital. The Home Base Program heals the less-visible wounds of war by connecting Iraq and Afghanistan veterans and their families to world-class care. Home Base has provided care and support for over 1,000 veterans, trained over 10,000 clinicians, and conducts research to treat, diagnose, and prevent post-traumatic stress disorder and traumatic brain injuries.

Because of his leadership with the foundation and the Home Base Program, Werner was honored with the United States Army's Outstanding Civilian Service Award on October 30, 2014.

The Red Sox Foundation also is a major benefactor of the Jimmy Fund, whose legendary partnership with the Red Sox celebrated its 60th anniversary in 2013. Under the current ownership group, the club created the annual Red Sox/Jimmy Fund radio telethon on WEEI and NESN, which has raised over \$43 million since its inception, and launched title sponsorship of the Pan-Mass Challenge.

Like so many Red Sox fans of his generation, Werner's infatuation with the Red Sox began in 1967, when as a freshman at Harvard, the New York native was caught up in the team's "Impossible Dream" journey to the World Series. He fell hard, both for the Red Sox, and Fenway Park. For his Visual Studies class at Harvard, he created a documentary about Fenway, a project that presaged a phenomenally successful career that has included his enshrinement in the Television Academy Hall of Fame. Embodying the values of integrity and quality, Werner and his partner, Marcy Carsey, have helped create such popular series as "The Cosby Show," "A Different World," "Roseanne," "Third Rock From the Sun," "Cybill," "Grace Under Fire," and "That '70s Show." The Carsey-Werner partnership is widely regarded as the most successful independent television production company in the history of the medium. Before starting Carsey-Werner, which is credited with almost 2,000 hours of quality television, the duo worked for ABC television when they discovered Robin Williams in a comedy club and launched his career in "Mork and Mindy."

Werner and Carsey launched the careers of such talent as Tom Hanks ("Bosom Buddies"), Billy Crystal ("Soap"), and Danny Devito ("Taxi"). Werner currently is producing "Survivors Remorse," the critically acclaimed hit airing on the Starz network, a venture in which he has partnered with NBA superstar LeBron James.

In addition to his membership in the Television Academy Hall of Fame, Werner (born April 12, 1950) received the Lifetime Achievement Award from the Producers Guild of America. His company has earned 24 Emmy Awards, 11 People's Choice Awards, and numerous Golden Globes, Humanitas Prizes, and Peabody Awards. In 2000, Werner, Carsey, and their partner Caryn Mandabach joined forces with Geraldine Laybourne and Oprah Winfrey to start Oxygen, a 24-hour cable channel serving the modern woman.

Since 2001, when Werner and his partners purchased the Red Sox, Fenway Park, and 80% of the New England Sports Network, NESN has become a highly acclaimed model for regional sports networks throughout the country, the first to broadcast MLB games in high definition. NESN is consistently the highest rated basic cable network in New England, and from April to October 2016 it was the highest overall rated network, including broadcast.

Werner has long immersed himself in the work of Major League Baseball, when he was with the Padres he was a member of Executive Council, and was a leader in the establishment of the Wild Card, of which the 2004 Red Sox club was an historic beneficiary. Werner, in his capacity at the Red Sox, presently serves on Major League Baseball's Business and Media Board and the Competition Committee Board.

In January, 2013, for his leadership and dedication to the game, Werner received the Dave Winfield Humanitarian Award from the Professional Baseball Scouts Foundation at the organization's annual "In the Spirit of the Game" Sports and Entertainment Spectacular. Werner spends much of the year in Boston, where he has a residence. He has served on many boards, including the White House Fellows Commission and the Ron Brown Scholar Program. He currently serves on the Crossroads School Board and the Board for After School All Stars, a program helping more than 92,000 at-risk youth engage in after school activities.



David Ginsberg, Vice Chairman

Mr. Ginsberg became Vice Chairman of the Red Sox upon the club's acquisition on February 27, 2002. He is also Vice Chairman of Fenway Sports Group (FSG), the holding company that owns the Red Sox, New England Sports Network (NESN), Liverpool Football Club (LFC), and 50% of Roush Fenway Racing (RFR). In addition, he is Vice Chairman of LFC. Mr. Ginsberg presently provides financial consulting services to FSG and its subsidiaries, principally related to debt strategy, including arranging, structuring and negotiating financing transactions and managing FSG's relationships with its lenders. In 2015, Mr. Ginsberg rejoined Raptor Group as a Managing Director. In that regard he is CEO of Stadio della Roma and primarily responsible for the ongoing project to build a new football stadium in Rome for AS Roma.

Mr. Ginsberg is also a member of the Overseers Board of the Red Sox Foundation and the MGH Home Base Program, which is dedicated to improving the lives of veterans of the Afghanistan and Iraq wars who suffer from deployment related stress and traumatic brain injury.

From 2002-10, Mr. Ginsberg headed up the FSG finance committee and provided advice and assistance to Red Sox ownership on business, financial, and investment banking issues. He was primarily responsible for arranging and managing FSG's credit facilities and in determining FSG's interest rate strategy. Ginsberg played an integral role in the analysis, financing, negotiation, and execution of the acquisitions of the Red Sox, NESN, LFC, RFR, and the sale of the Florida Marlins. He had previously been Vice Chairman of the Marlins starting in 1999.

Subsequent to FSG's acquisition of LFC at the end of 2010, Mr. Ginsberg became Vice Chairman and of LFC and joined FSG on a full time basis through 2014. Ginsberg was primarily responsible for the ongoing and close oversight of LFC's financial activities. Ginsberg was also primarily responsible for arranging and negotiating FSG's and its subsidiaries credit facilities and overseeing interest rate and currency hedging strategies, interactions with lenders and other major financial institutions, merger and acquisition activities and was the point-person primarily responsible for coordinating FSG's real estate strategy and transactions. Ginsberg was also a member of the Board of Directors of RFR.

Mr. Ginsberg was a Managing Director and a Founding Partner of Raptor Group Holdings from 2009-10, an investment management company. From 2006-08 he was the Managing Director of the Special Opportunities Group at Tudor Investment Corp. He served as the Special Advisor to the Chairman and as a Director at John W. Henry & Company (JWH) beginning in 1999 until June 2002. Prior to the Marlins and JWH, Mr. Ginsberg was a private investor and consultant. At Global Asset Management (GAM) in London, he started and served as the Managing Director of the Multi-Manager Group, from its inception in 1989 until 1995. This Group was one of the largest fund of hedge fund groups globally during that period. Prior to joining GAM, he was Vice President in charge of the Mergers and Acquisitions Advisory Group at the National Westminster Bank USA, where he began his career as a corporate lender in 1981.

The Winthrop, MA native graduated from the Northfield Mount Hermon School and received a BA from Kenyon College. He received an MBA, with a concentration in finance, from the Boston University Graduate School of Management.



Phillip H. Morse, Vice Chairman

Phillip Morse was named Vice Chairman in 2004 and has been a partner in the Boston Red Sox since 2002. Morse grew up in Danvers, MA and has two brothers living in the Boston area. He attended the University of Maine and played baseball for the Black Bears. Upon graduation in 1964, Morse was hired by Liberty Mutual Insurance Company in Boston. In late 1966, he worked in sales for a Glens Falls, NY-based small medical device company. In 1969, Morse founded North American Instrument Corporation, a company focused on the development, manufacturing and sales of the first transparent fluid delivery system for coronary angiography, the Morse Manifold. By 1994, the firm had grown into NAMIC U.S.A. Corporation, an 800-employee designer and manufacturer of a wide array of medical devices for interventional cardiology and radiology. NAMIC made an initial public offering in 1991,

and established operations in the Commonwealth of Puerto Rico in 1992 and in the Republic of Ireland in 1993. Morse served as NAMIC's Chairman until its sale to Pfizer, Inc. in 1995. Today, NAMIC U.S.A. is a member of the Angio Dynamic's family and after more than 40 years, the Morse Manifold continues to be used in more than 70 percent of all cardiac catheterization procedures.

After retiring from NAMIC in 1995, Morse founded Heritage Creations, Inc., a group of companies dedicated to providing premium quality products and services to premier private, public and resort golf courses, clubs and golf pro shops worldwide.

Morse retired from the board of directors of Evergreen Bank, a division of Banknorth, N.A., and was a former director of The Business Council of New York State, Inc. He is a generous contributor to numerous medical, athletic and educational charities, having made a gift of an artificial turf stadium field to the University of Maine. In a combined effort with his friend, the late Harold Alfond, a former Red Sox partner, his alma mater now has an outstanding athletic facility in which to play football, soccer, and lacrosse. In 2005, Morse turned 43 acres of woodlands in Glens Falls, NY into an athletic complex with a field house, nine tennis courts, two baseball fields, three softball fields, four fields for soccer and lacrosse and donated it to Glens Falls High School. In the fall of 2016, Morse donated \$2 million dollars to support youth sports activities and Danvers High School for the creation of the Morse Athletic Complex in honor of his father - James Ellison Morse Jr. During his 26-year tenure as Selectman, "Ellie" led a group of friends that saved The Danvers Twilight Baseball League, which at the time was the oldest after dinner baseball league in America. Morse also commissioned a bronze falcon, the school mascot is currently displayed at the entrance to the new stadium.

The Morses, who live in Jupiter, FL, have three daughters all of whom live or work in Boston and the surrounding communities. With a growing number of grandchildren, now a total of seven, the Morses remain busy dividing their time between Boston, Wells (ME), Lake George (NY), and Florida.

Club Executives



Sam Kennedy, President

Sam Kennedy became the 12th President of the Boston Red Sox on October 16, 2015, succeeding President/CEO emeritus Larry Lucchino. As President, Kennedy has oversight over the club and its operations. In addition to his Red Sox role, Kennedy is also President of Fenway Sports Management (FSM).

A native of Brookline, MA, who grew up within walking distance of Fenway Park, Kennedy, 44, joined the Red Sox as Vice President of Corporate Partnerships in 2002. He was among the first wave of executives the current ownership group brought to Boston from the San Diego Padres, where Kennedy had worked the previous six years. Kennedy immediately distinguished himself, playing a key role in the revitalization of the Red Sox brand and

the dramatic growth of the team's financial base through the creation of new revenue streams. Kennedy was also intimately involved in the preservation and transformation of Fenway Park and the transformation of the ballpark experience.

Prior to assuming the role of club President, Kennedy served as Executive Vice President/Chief Operating Officer from September 2009 to October 2015. While in that post, he oversaw the team's general business matters including ticketing (sales, operations and service), corporate sponsorship, broadcasting, marketing, social media, advertising, Fenway Enterprises (non-baseball activities at Fenway Park), and all client services.

One of Kennedy's proudest accomplishments is the wide range of fans that have experienced Fenway Park's unique charm due to the expansion of entertainment offerings at the ballpark including concerts, ice hockey games, and soccer matches featuring the iconic Liverpool Football Club. The 2015 Winter Season at Fenway Park epitomized the possibilities for the 105-year-old ballpark. The "off-season" started in November when Fenway Park played host to the "Shamrock Series," a college football game between the University of Notre Dame and Boston College, and culminated in February with "Big Air," a ski and snowboarding spectacle featuring a 140-foot ramp that loomed high above the ballpark's light towers. In between those events, the Winter Season featured four traditional Thanksgiving High School Football games and brought the Irish sport of hurling to Fenway for the first time in over 60 years.

In 2004, Kennedy helped create Fenway Sports Management, formerly Fenway Sports Group, which has emerged as one of the most well respected international sports sales and representation agencies in its 11-year history. FSM is one of the portfolio of companies owned by Fenway Sports Group, which includes the Boston Red Sox, Liverpool Football Club (LFC), an 80% stake in the New England Sports Network (NESN), and 50% of Roush Fenway Racing (RFR). As FSM's President, Kennedy oversees all aspects of the operations featuring a client roster that includes the Red Sox, LFC, NESN, RFR, Boston College, Major League Baseball Advanced Media, the Deutsche Bank Championship, and NBA superstar LeBron James.

Kennedy, who was classmates at Brookline High School with former Red Sox General Manager and current Chicago Cubs President of Baseball Operations Theo Epstein, began his career in baseball in 1993, when he was an intern in the ticket department of the New York Yankees. In 1996, he was hired by his mentor, Larry Lucchino, at the San Diego Padres. As the Padres Executive Director/Corporate Partnerships and Broadcasting, he tripled sponsorship revenues in a six-year span. Kennedy also played an integral role in securing financing and developing the sales and marketing strategy for Petco Park, the Padres' downtown ballpark.

In October 2007, Kennedy was named one of the Boston Business Journal's 40 under 40 Award recipients, which recognizes 40 of Boston's best and brightest young professionals. In 2008, 2010, and 2013, Kennedy was selected as one of Sports Business Journal's Forty under 40 Award recipients and inducted into the publication's Hall of Fame. This national honor placed him in the company of the most influential and creative young professionals in the business of sports.

Kennedy serves on the MLB International Committee, and the boards of the BIDMC Trustee/Advisory Board/BIDMC Marketing Committee; the Trinity Board of Fellows; the Dana-Farber Visiting Committee for Institute Initiatives; and the Camp Harbor View Board of Directors.

A former captain of the baseball team at Brookline High and member of the ice hockey team, Kennedy graduated from Trinity College (CT) in 1995. Kennedy currently serves on the board of the Wellesley Youth Hockey Association and The Greater Boston Chamber of Commerce. Kennedy also has served as a volunteer hockey coach for the past nine years.

Kennedy and his wife of 19 years, Amanda, reside in Wellesley, MA, with their 14-year-old son, Jimmy, and 12-year old daughter, Ally.



David Dombrowski, President of Baseball Operations

David Dombrowski was named as President of Baseball Operations for the Boston Red Sox on August 18, 2015. In this role, newly created by the organization – he is responsible for all baseball matters for the club.

A distinguished and experienced baseball executive, Dombrowski enters his 40th year in Major League Baseball in 2017.

In his first full season with the Red Sox, Dombrowski's club posted a 93-69 (.574) record to capture the organization's eighth American League East Division title. This fall marks the seventh time one of his teams qualified for the postseason, and the fifth as a division champion.

Prior to Dombrowski's arrival in Boston, he served as President, CEO & General Manager of the Detroit Tigers from November 5, 2001 until August 4, 2015. During his tenure in Detroit, which spanned 14 seasons, his teams reached the Postseason five times: first as the American League Wild Card winner in 2006, which snapped an 18-year playoff drought for the organization, and again with a franchise-record four consecutive AL Central Division titles from 2011-14. Detroit captured the AL pennant twice in that time frame, in 2006 and in 2012, with the former marking the team's first trip to the World Series since 1984. His 2013 club was eliminated by the Red Sox in a thrilling six-game league championship series.

Before landing with the Marlins, Dombrowski served the Montreal Expos for parts of five years (December 1986-September 1991) in a variety of front office roles including Director of the club's minor league system, Assistant General Manager, Vice President of Player Personnel, and General Manager. He was 32 years old at the time of his appointment to General Manager prior to the 1990 season, the youngest chief baseball official in the major leagues at the time. Following the 1990 season, he was recognized as the UPI Major League Executive of the Year, and Baseball America acknowledged the Expos as Organization of the Year in both 1988 and 1990.

It was with the Chicago White Sox that Dombrowski received his first baseball experience in 1978 under the tutelage of long-time baseball executive Roland Hemond. Dombrowski spent four seasons working in the scouting and player development departments of the White Sox before being named Assistant General Manager under Hemond in November 1981. He eventually was named Vice President of Baseball Operations for the club in December of 1985.

In addition to his extensive accomplishments relating to on-field baseball performance, Dombrowski has also been involved in areas off the field around the game. In April of 2013, former Commissioner Allan H. (Bud) Selig named him chairman of the Commissioner's On-Field Diversity Task Force, which addresses the talent pipeline that impacts the representation and development of diverse players and on-field personnel in Major League Baseball, particularly African-Americans. While with the Tigers, also in 2013, he accepted the Commissioner's Award for Philanthropic Excellence on behalf of the club for their Anti-Bullying community program.

Throughout his career, Dombrowski has received numerous awards for his achievements in baseball. Among them are the 2012 John Schuerholz Award given at that year's General Managers meetings honoring 25 years of service as a GM. He was a co-recipient of The Sporting News' Executive of the Year Award with Milwaukee Brewers GM Doug Melvin in 2011 and received the Andrew "Rube" Foster Award the same year presented by the Negro Leagues Baseball Museum as AL Executive of the Year. He was named Executive of the Year in 2006 by Baseball America, and Sports Executive of the Year at the 10th annual March of Dimes National Athletic Awards dinner in February 1998.

In January 2012, he was inducted into the Lou Boudreau Hall of Fame by the Pitch & Hit Club of Chicago.

A native of Chicago, IL, Dombrowski is a graduate of Richards High School in Oak Lawn, IL. He attended Cornell University – where he played football – for one year, but later transferred to Western Michigan University where he earned a degree in business administration in 1979. His alma mater recognized him with its Distinguished Alumni Award in 1998.

Dombrowski and his wife, Karie, live in suburban Boston with their daughter, Darbi, and son, Landon.

RED SOX GENERAL MANAGERS

1933-47	Eddie Collins	1978-83	Haywood Sullivan	2006-2011	Theo Epstein
1948-58	Joe Cronin	1984-93	Lou Gorman	2011-2015	Ben Cherington
1959-60	Bucky Harris	1994-2002	Dan Duquette	2015-16	Mike Hazen (5)
1961-62	Dick O'Connell (1)	2002	Mike Port (interim) (3)	2017	David Dombrowski (6)
1963-65	Mike Higgins (2)	2002-05	Theo Epstein		
1965-77	Dick O'Connell	2005-06	Ben Cherington/Jed Hoyer (4)		

(1) GM position was eliminated in 1961-62. Executive VP of Business and Baseball Operations Dick O'Connell assumed the role.

(2) Higgins was Executive Vice President in charge of baseball while O'Connell maintained oversight of the business side. O'Connell was named General Manager on 9/16/65 when Higgins resigned.

(3) Port was named interim General Manager on 2/28/02.

(4) Epstein left the Red Sox from 10/21/05-1/19/06. Cherington and Hoyer were named co-General Managers on 12/12/05 and served in that capacity until Epstein's return.

(5) David Dombrowski was hired as President of Baseball Operations on 8/18/15.

(6) Following the departure of Mike Hazen in October 2016, the club did not fill the role of General Manager.

Club Executives, Continued



Larry Lucchino, President/CEO Emeritus

Red Sox Hall of Famer Larry Lucchino served as President/CEO during an historic 14-year period through 2015, in which the club won three World Series, saved and enhanced Fenway Park, established the Major League Baseball record for consecutive sellouts, and created the Red Sox Foundation, a philanthropic powerhouse. Now also Chairman of the Pawtucket Red Sox, Lucchino and the late Jim Skeffington assembled a group that in 2015 purchased Boston's longtime Triple-A affiliate. He is also Chairman of the Jimmy Fund, the philanthropic arm of the Dana-Farber Cancer Institute, which twice helped to save his life.

After serving as the President of the Baltimore Orioles (1988-93) and the President and CEO of the San Diego Padres (1995-01), Lucchino was instrumental in bringing together Principal Owner John W. Henry, Chairman Tom Werner, and their partners, who purchased the Red Sox, Fenway Park, and 80 percent of NESN in December, 2001.

Committing to "field a team worthy of the fans' support," the Red Sox in his tenure played October Baseball seven times in 14 years. Vanquishing the proverbial "Curse of the Bambino," the 2004 club did what had never been done before—overcoming a 3-0 deficit, against no less than the archrival New York Yankees, whom Lucchino dubbed "the Evil Empire,"—to win the pennant and then sweep the St. Louis Cardinals to win the club's first World Series since 1918—after an agonizing 86-year wait. The World Champions of 2007 and 2013 also etched in stone this historic era, with the latter club helping to heal a wounded city after the Boston Marathon bombings to embody the strength and resilience that supported the new phrase, "Boston Strong."

After revolutionizing ballpark ambiance and architecture by creating Oriole Park at Camden Yards, which fulfilled his pioneering vision of a traditional, intimate, old-fashioned downtown ballpark with modern amenities, Lucchino then spearheaded the political and design efforts that created Petco Park in San Diego. More than a ballpark, Petco fulfilled its promise as a catalyst for redevelopment in downtown San Diego.

With the experience of Camden Yards and Petco Park, he was instrumental in conceiving and executing ten years of major improvements to Fenway Park that preserved, protected, and enhanced "America's Most Beloved Ballpark." Once again, a ballpark revitalized a now-vibrant neighborhood.

With aggressive marketing throughout New England and the global fan base called "Red Sox Nation," the club connected with its fans, who sold out every game (820 straight) from May 15, 2003 through April 8, 2013. The club set franchise attendance records in eight of his 14 seasons.

Lucchino has served on several MLB committees, including the Commissioner's historic Blue Ribbon Task Force on Baseball Economics, which successfully re-engineered the sport's economic structure, and the International Committee, of which he has been one of its most active members.

Saying his franchises "had a foreign policy," Lucchino arranged for his Padres to play baseball's first regular season games in Mexico (1996) and Hawaii (1997) and pioneered a ground-breaking relationship in Japan with the Chiba Lotte Marines (1997). Returning to Mexico in 1999, he helped establish baseball's first International Opener in Monterrey. In 2008, he led the Red Sox' first trip to Japan, where they opened the season. Lucchino was also an early and active supporter of the World Baseball Classic.

Born in Pittsburgh, Lucchino was an All-City League basketball player and second baseman on the Pittsburgh city championship baseball team. He graduated with honors from Princeton University and then graduated from Yale Law School. At Princeton, he was a member of two Ivy League championship basketball teams. Lucchino holds honorary degrees from Suffolk University, Boston University, Bryant University, New England School of Law, Anna Maria College, Palomar College, the University of Massachusetts (Boston), and Bentley University.

In 1974, he joined Williams and Connolly, the law firm founded by his mentor, friend, legendary sportsman, and trial attorney Edward Bennett Williams. He became a partner in 1978 and specialized in sports law and litigation. He was general counsel to the Washington Redskins, of which Williams was president and part owner, and was a member of their Board of Directors from 1979 to 1985. When EBW bought the Orioles on August 2, 1979, Lucchino entered baseball and became the club's vice president/general counsel. EBW named him president in May 1988, to rebuild the club's baseball and business operations. Lucchino was President (and co-owner) of the Orioles from 1989 until the club was sold at the end of the 1993 season. In December, 1994, he partnered with John Moores to purchase the San Diego Padres, for whom he served as President/CEO through 2001.

The avid sportsman has the unique distinction of earning World Series rings (Orioles, '83; Red Sox, '04, '07, '13), a Super Bowl ring (Redskins, '83), and a Final Four watch (Princeton, '65). Lucchino has been active in numerous civic and charitable efforts, particularly in the research and treatment of cancer. He is a board member and served as the co-chair of the Dana-Farber Cancer Institute's \$1 billion "Mission Possible" Capital Campaign, which reached its goal in 2009, and is on the board of Special Olympics International.

In recognition for "long and meritorious service to baseball" over three decades in the game, Lucchino received the Judge Emil Fuchs Award from the Boston chapter of the Baseball Writers' Association of America at their 72nd annual awards dinner in January 2011. Lucchino was inducted into the Pennsylvania Sports Hall of Fame in May 2012, the National Italian-American Sports Hall of Fame and the Taylor Allderice High School Hall of Fame in November 2013, and was inducted into the Boston Red Sox Hall of Fame in May 2016.



Jonathan Gilula, Executive Vice President/Business Affairs

Jonathan Gilula has served as Executive Vice President/Business Affairs since October 2009. In 2017, Gilula enters his 20th season in Major League Baseball and 15th as a member of the Boston Red Sox organization. Gilula oversees all business operations for the club including: ballpark operations, event operations, fan services, game entertainment, video production, information technology, special events, and Florida business operations. He also manages the relationships between the Red Sox and important business partners, such as Aramark, Fenway Park's concessionaire, and Twins '47, the operator of the Official Red Sox Team Stores.

Gilula has played a key management role in the club's effort to preserve and protect Fenway Park, which celebrated its 100th Anniversary in 2012. During the 10-year major annual improvement process that began in 2002 and was formally completed in 2011, the team added capacity, created space for new fan-friendly features and amenities, and improved the infrastructure both within and around the ballpark. Such projects include the Green Monster Seats, the Right Field Roof, the EMC and State Street Pavilion levels, and the installation of state-of-the-art high definition video displays and scoring systems.

Gilula also assumes a lead role in coordinating the club's real estate activities, which have focused on ensuring that development activities in the surrounding Fenway neighborhood are complementary to the ballpark. To that end, he has negotiated agreements that have resulted in the addition of popular year-round restaurants such as Game On!, the Bleacher Bar and Tony C's Sports Bar & Grill.

Gilula is an active participant in the planning and implementation of non-traditional, ancillary uses of Fenway Park that have resulted in a series of popular and historic events over the past 15 years. Such events have included: a schedule of sold-out annual summer concerts, including a record number of 11 total shows held in 2016 that featured Dead and Company, Paul McCartney, James Taylor, Pearl Jam, Billy Joel, Zac Brown Band and Jason Aldean; several outdoor ice hockey games highlighted by the 2010 Bridgestone NHL Winter Classic and four series of Frozen Fenway college games played in 2010, 2012, 2014 and 2017; and world class soccer with three exhibition games since 2010, the most recent of which a sold out match between internationally renowned Liverpool Football Club and A.S. Roma in July, 2014. During the 2015-2016 off-season Gilula played a vital role in the preparation and execution of three very distinctive events at Fenway Park. On November 21, 2015, Notre Dame played Boston College in Notre Dame's annual Shamrock Series football game in front of a sell-out crowd, the first football game played at Fenway Park since 1968. One day later the classic Irish game of hurling made a triumphant return to Fenway Park after more than 60 years as the ballpark played host to the AIG Fenway Hurling Classic and Irish Festival that featured an exhibition match between Dublin and Galway. And finally, in February, 2016 the Red Sox partnered with the U.S. Ski and Snowboard Association to host Polartec Big Air at Fenway, where some of the world's top skiers and snowboarders competed in an officially sanctioned US Grand Prix Tour event on a 140-foot high, 430 foot long snow ramp constructed on the playing field towering high over the Green Monster.

Gilula oversaw the design, construction and business planning of JetBlue Park at Fenway South, the Red Sox Spring Training and player development complex in Lee County, FL which opened for the 2012 spring training season. The complex, a state-of-the-art, single-site facility designed to meet the long-term needs of the organization and to create the premier spring training complex for both players and fans, has received critical acclaim and was nominated by Sports Business Journal as Sports Facility of the Year in 2013.

Originally joining the Red Sox in October 2002 as Special Assistant to the President/CEO, Gilula worked on a number of special projects including the annual Fenway Park Improvements, the refurbishment of the previous homes to the Red Sox spring training facilities in Lee County, FL, and the construction of the Red Sox Academy in the Dominican Republic.

Gilula began his baseball career in June 1998, when Larry Lucchino, then President/CEO of the San Diego Padres, hired him to work on the planning and development of the team's forthcoming ballpark and its surrounding neighborhood. As Director of Ballpark Development, Gilula was a member of the leadership team that coordinated the design and construction of Petco Park, the home of the Padres, which opened in downtown San Diego in 2004.

Gilula was born in New York City, NY and grew up in La Jolla, CA. He graduated with a degree in Politics from Princeton University in 1998, where he was captain of the varsity tennis team and named First Team All-Ivy League in 1997 and 1998. He serves on the Board of Trustees of the Pan-Mass Challenge, the nation's largest athletic fundraiser, which has raised \$547 million for cancer research and treatment through the Jimmy Fund since its inception in 1980. In January 2011, Gilula was selected as one of Sports Business Journal's "40 Under 40" Award recipients, an honor that recognized him as one of the best young talents in the business of sports.

Jonathan resides in Boston with his wife, Robin, their daughter, Brin, and son, Cameron.

Club Executives, Continued



Troup Parkinson, Executive Vice President/Partnerships

Troup Parkinson was promoted to Executive Vice President/Partnerships for the Boston Red Sox in November of 2015.

In this role, he is responsible for the club's Corporate Sponsorships, Premium Services, and Community, Player, and Alumni Relations. More specifically, with regard to corporate partnerships, Parkinson heads up the partnerships operation, securing new business, formulating local marketing strategies, and renewing corporate relationships. He also continues to oversee the client services department, which includes managing relationships with all Red Sox limited partners, corporate sponsors, season suite holders, Dell EMC Club members, Dugout Seat holders, and State Street Pavilion Club members.

Since joining the organization in 2002, Parkinson has held several titles while working in the areas of sponsorships and client services for the club. Prior to his current position, the Michigan native, served as Senior Vice President/Corporate Partnerships from February 2011 through October 2015, after spending three years as Vice President/Client Services. From 2004 until 2008, Parkinson was the team's Director/Client Services. Prior to joining the Red Sox, Parkinson spent four years with Octagon Marketing working in various areas including event management, client relations, corporate consulting, sponsorship sales, and public relations.

In 2005, Parkinson worked on the creation/branding of both the EMC Club and State Street Pavilion Club while also designing the hospitality plan, benefit structure, and overall client experience. He was instrumental in the seat relocation and sales process for the EMC Club and SSP Club from the former .406 Club during the 2005 off-season.

In the winter of 2006, the club began a two-year project focused on the renovation of all 45 season suites. Parkinson and his staff spearheaded the sales effort and also developed the hospitality plan. He attended St. Lawrence University in Canton, NY where he earned a bachelor's degree in Sociology in 1998. Parkinson and his wife, Alexandra, reside in Wellesley, MA with their three children, Oscar, Fletcher, and Hilary.



Ed Weiss, Executive Vice President, Corporate Strategy, and General Counsel, Fenway Sports Group

Ed Weiss was named General Counsel of Fenway Sports Group (FSG) in September 2009. In that capacity, Weiss has oversight of all legal matters for the companies in FSG's portfolio, including the Boston Red Sox, New England Sports Network (NESN), Fenway Sports Management (FSM) and the Liverpool Football Club of the English Premier League (acquired in 2010); he maintains offices both at Fenway Park and at NESN's headquarters.

At the close of 2012, Weiss was also named Executive Vice President for Corporate Strategy, to reflect his broader business-related responsibilities for FSG. In 2015, he became one of FSG's Directors for Roush Fenway Racing (RFR), a partnership between FSG and Roush Industries, which operates the RFR NASCAR racing teams.

Previously, Weiss had been Senior Vice President and Deputy General Counsel of Time Warner Inc. where he had been employed for over a decade. Weiss was responsible for all litigation, regulatory, and intellectual property issues across the company worldwide. He also handled Time Warner's significant antitrust issues, including any transaction and merger clearances, served as a key advisor on business and intellectual property issues related to digital content distribution, and maintained oversight of all FCC legal issues. Weiss began his tenure at Time Warner with Time Warner Cable, overseeing all litigation and antitrust matters for all its cable television systems.

Before joining Time Warner, Weiss served as a commercial litigator at the law firm of Cravath, Swaine and Moore in New York City, NY, where he worked on many litigation and antitrust counseling matters. Immediately following law school, he served as a law clerk to the Honorable Jay C. Waldman, a federal judge in Philadelphia, PA, assisting with a wide variety of criminal and civil matters and participating in a number of jury trials.

A native of Norwood, MA, Weiss graduated magna cum laude from Harvard College in 1988, concentrating in History and Economics, and received his J.D. cum laude from the University of Pennsylvania Law School in 1991. At Penn Law, he was a member of the Law Review and served as its Managing Editor. During law school, he also was a law clerk with Morgan, Lewis & Bockius in Philadelphia.

Weiss currently is a board member of the Roger Williams University Law School and a trustee of Xaverian Brothers High School in Westwood (his alma mater) and the Newton Country Day School (where his two daughters attend). He is also a board member of Greater Boston Legal Services and serves on its Development and Corporate Committees.

Weiss resides in Weston, MA, with his wife, Susan, daughters, Nina (16) and Elizabeth (14), and son, Timmy (12). He currently serves as President of the Weekapaug Golf Club in the family's summer Rhode Island community.



Tim Zue, Executive Vice President/Chief Financial Officer

Tim Zue is responsible for the financial management of the Boston Red Sox overseeing the organization's operating budget, accounting, financial planning, forecasting, and business analytics. Prior to his current role, Zue served as Senior Vice President of Finance, Strategy and Analytics for both the Red Sox and Fenway Sports Management (FSM).

During his 14-year career with the club, Zue has played a key role in all financial aspects of the business, including all non-baseball events, ticket pricing decisions, the financial impact of Fenway Park improvements, and the creation of the Red Sox Rewards loyalty program. He also helped conduct the financial due diligence related to Fenway Sports Group's acquisition of Roush Fenway Racing, Liverpool Football Club, and the marketing rights for LeBron James.

With FSM, Zue managed the business operations department responsible for the sports marketing firm's consulting, events, and experiences divisions. Under his leadership, FSM's business departments created the onsite photography service Fanfoto, the fan travel program MLB Destinations, Red Sox Fantasy Camps, and Youth Baseball Summer Camps. During his tenure, Fanfoto expanded from three teams to more than 30, and the MLB Destinations program grew to include seven Major League Baseball clubs.

Zue, who was originally hired as a business analyst in 2003, is entering his 15th season with the Red Sox. He was promoted to Executive Vice President/Chief Financial Officer in January, 2017.

Prior to joining the Red Sox and FSM, Zue worked for Bain & Company in Boston as an associate consultant. He also taught middle school math and technology in the Boston Public School system for four years.

Zue received a Bachelor's Degree in Mechanical Engineering from MIT in 1999, where he won a robotics design contest and competed in an international robotics design competition in Tokyo. A native of Winchester, MA, Zue lives in Lexington with his wife Nicole and their three children, Adelyn, Harrison and Vivienne.

Baseball Operations



Brian O'Halloran, Senior Vice President/Assistant General Manager

Brian O'Halloran was named Senior Vice President/Assistant General Manager in January 2015. In his role, he assists President of Baseball Operations David Dombrowski in major league operations, including player acquisitions, contract negotiations, roster management, financial analysis, MLB rule compliance, and the day-to-day management of the baseball operations department.

O'Halloran has previously held the titles of Vice President/Assistant General Manager (2012-14), Vice President/Baseball Operations (2011), and Director of Baseball Operations (2006-10). He joined the Red Sox as Baseball Operations Assistant in 2002. Prior to that, he was an intern in baseball operations with the San Diego Padres.

The Weymouth, MA, native has a BA from Colby College and an MBA from UCLA. Before working in baseball, he spent two years in Tbilisi, Republic of Georgia, studying ethnic conflict, and three years in Moscow, Russia, supervising business operations for an international logistics company. O'Halloran speaks Russian and Georgian. He lives in the Boston area with his wife, Jean, sons Sean and Sam, and daughter, Abby.



Eddie Romero, Senior Vice President/Assistant General Manager

Eddie Romero was promoted to Senior Vice President/Assistant General Manager on October 25, 2016. In his current role, he and Senior Vice President/Assistant General Manager Brian O'Halloran report directly to President of Baseball Operations, Dave Dombrowski and assist in all areas of baseball operations.

Romero begins his 12th year in the Red Sox organization in 2017.

Prior to the 2016 season, Romero was elevated to the position of Vice President, International Scouting. In that capacity, he oversaw the club's amateur scouting coverage in Latin America in addition to the Pacific Rim and Europe, while also assisting with the team's domestic amateur scouting operation. Since joining the Red Sox, Romero has played a significant role in the signings of Red Sox international prospects such as Yoan Moncada (Cuba), Rafael Devers (Dominican Republic), Luis Alexander Basabe (Venezuela), and Roniel Raudes (Nicaragua).

A native of San Juan, Puerto Rico, Romero started with the club as an Assistant in International and Professional scouting in February of 2006. He spent four seasons working as the club's Director of International Scouting from 2012-15. He has also worked for the Red Sox as Coordinator and Assistant Director of Latin American operations, and Assistant Director of Latin American Operations/International Scouting.

Before beginning a career in baseball, Romero worked as a prosecutor for the State Attorney's office for the Fourth Judicial District in Jacksonville, FL. He holds a bachelor's degree in sports management and a juris doctor degree from the University of Florida. His father, Ed Romero Sr., was an infielder with the Red Sox from 1986-89.

Romero resides in Boston.

Baseball Operations, Continued



Allard Baird, Senior Vice President/Player Personnel

Allard Baird, named Red Sox Senior Vice President, Player Personnel in January 2015, continues to be a key voice on all player personnel decisions for the club. In 2011, he served as Vice President, Player Personnel/Professional Scouting, overseeing the Red Sox professional scouting department in addition to his player personnel responsibilities. Previously, Baird was Assistant to the General Manager, a position he held since November 1, 2006. In that role, he ran the pro scouting operation, and served as an advisor to Executive Vice President/General Manager Theo Epstein on all facets of the club's baseball operations. Baird was a special assignment scout for major and minor league coverage as well as the amateur draft.

Baird, 55, joined the Red Sox in July, 2006 as a special assignment scout. He served as Senior Vice President and General Manager of the Kansas City Royals from June 2000-May 2006, the fifth GM in franchise history. In October of 2012, Baird was inducted to the Southern Arkansas University Sports Hall of Fame. He was also inducted into the Sports Hall of Fame of his hometown, Rochester, NH, in May of 2005. In 2003, the Negro Leagues Baseball Museum named him the recipient of the Rube Foster Award, as the American League Executive of the Year. Baird was also a member of the Baseball Olympic Selection Committee for the 2000 Gold medal-winning team.

Overall, Baird spent 18 years with the Royals beginning as a minor league hitting coach and infield instructor from 1988-89. He then served as Territorial Scouting Supervisor for the organization in Florida from 1990-92, and as National Scouting Cross-Checker from 1993-97, when he was appointed Special Assistant to the General Manager. In 1998, he was appointed Assistant General Manager. During his scouting tenure, he was responsible for signing outfielder Johnny Damon. Prior to joining the Royals, Baird served as head baseball coach at Broward (FL) Community College for two years after beginning his coaching tenure in 1985 as an assistant at Southern Arkansas University, where he also played.

A Rochester, NH, native, Baird makes his home in the off season in Miami, FL, with his wife, Julie.



Frank Wren, Senior Vice President/Player Personnel

Frank Wren was hired as Senior Vice President, Baseball Operations for the Boston Red Sox on September 25, 2015.

In his current role as Senior Vice President/Player Personnel, Wren, who has over 30 years of experience in baseball, serves as a talent evaluator for the club, and assists President of Baseball Operations Dave Dombrowski in all aspects of baseball operations. In coming to Boston, Wren rejoins Dombrowski, who he worked alongside for 11 years between the Montreal Expos (1987-91) and Florida Marlins (1991-98) organizations.

Prior to joining the Red Sox, Wren was Executive Vice President & General Manager for the Atlanta Braves from October 11, 2007 until September 22, 2014, part of a 15-year tenure in that organization after serving as Vice President/Assistant General Manager from 2000 to 2007. In his time as Atlanta's General Manager, his clubs posted a 604-523 (.536) record, and went to the Postseason three times with Wild Card appearances in 2010 and 2012, and as National League East Division champions in 2013.

His first appointment as a General Manager came with the Baltimore Orioles in 1999, after he worked as Vice President/Assistant General Manager of the Marlins from 1991-98.

In September 1985, Wren joined Montreal's front office as Assistant Scouting Director under current Red Sox pro scout, Gary Hughes, who was named the Expos' Scouting Director at the same time. Wren was later named Montreal's Director of Latin American Scouting and Operations and played a role in the club twice being tabbed Baseball America's Organization of the Year in 1988 and 1990.

A selection of the New York Yankees in the 1976 June Draft, Wren spent his entire playing career as an outfielder in the Expos' minor league system from 1977-82. Following his retirement, he coached in the Expos' organization from 1982-84.

Born in Hamilton, OH and raised in St. Petersburg, FL, Wren attended Northeast High School and St. Petersburg Junior College before beginning his playing career. He was inducted into the Northeast High School Athletic Hall of Fame in St. Petersburg in January 2009, and the Lakota High School Athletic Hall of Fame in West Chester, OH, in March 2009.

Wren and his wife, Terri, reside in Peachtree City, GA. The couple has three sons, twins Kyle and Colby, and Jordan. Kyle is currently an outfielder in the Milwaukee Brewers minor league system, and Jordan is an outfielder at Georgia Southern University.



Raquel Ferreira, Vice President/Major and Minor League Operations

Raquel Ferreira was named Vice President, Major and Minor League Operations in December 2016. Entering her 19th year with the Red Sox in 2017, Ferreira is just the third female Vice President in a baseball operations department in Major League Baseball.

Over her career with the Red Sox, Ferreira's work has been focused on overseeing the baseball operations budgets and the club's major and minor league operations. She actively oversees the daily operations for the team's major league clubhouse, as well as the daily operations for the organization's six minor league affiliates, handling issues for all minor league players and staff such as contract tenders, player transactions, payroll, and insurance. In addition, she heads the club's player immigration program and was instrumental in establishing the Boston Red Sox Rookie Development program, which began in 2004.

Over a two-year span from 2015-16, Ferreira worked as the Red Sox' Vice President, Baseball Administration. Prior to that post, she served as the Red Sox' Senior Director, Minor League Operations from 2011-14, as Director, Minor League Operations from 2008-11, and as Director, Minor League Administration from 2002-07.

In 2002, the Cumberland, RI native received the club's Edward F. Kenney Award which is annually given to a member of the Red Sox Player Development Department who demonstrates dedication, success, and work ethic befitting the man for which the award is named.

Ferreira is a 1992 graduate of the University of Rhode Island with a B.A. in Communications. She and her husband, Erik Stamps, reside in Somerville, MA with their nine-year-old daughter, Gabriella.



Zack Scott, Vice President/Baseball Research & Development

Zack Scott was promoted to Vice President/Baseball Research & Development on November 3, 2016. In his new position, he will oversee the club's analytics and baseball systems development. This department provides decision support to baseball leadership in all areas of the operation and builds software tools to deliver analytical insights and improve workflows. Additionally, Scott will continue supporting the President of Baseball Operations on player acquisition and contract analysis.

The 2017 season marks Scott's 14th year in the organization. For the previous five years, he worked as Director, Major League Operations. In that role he assisted the President of Baseball Operations and Assistant General Managers in several aspects of baseball

operations including major league roster and payroll management, player acquisition and contract analysis, as well as coordinating the department's statistical analysis.

Scott joined the Red Sox as an intern in baseball operations in 2004, served as an assistant in the department the following year, and spent the next six seasons as the Assistant Director, Baseball Operations. Before coming to the club, he worked at Diamond Mind, Inc., a developer of baseball simulation software, from 2000-03, where he consulted for Boston's baseball operations department in 2003.

Scott graduated from the University of Vermont in 1999 with a B.S. in Mathematics. He and his wife, Molly, reside in Malden, MA with their daughter, Zoe, and son, Perry.



Bill James, Senior Advisor/Baseball Operations

A baseball writer since 1975, Bill James joined the Red Sox as a Senior Baseball Operations Advisor in November, 2002. He works with senior management and the baseball operations department to provide research and analysis of special projects, and on-going concerns.

The author of the annual Baseball Abstract from 1977 through 1987, James came to national prominence as a result of a Sports Illustrated article published in June of 1981. He is the author of more than 30 baseball books and the creator of the popular statistical summary, The Bill James Handbook, now published annually by ACTA Sports. His other contributions to the sport include the concepts of Runs Created (an estimate of the number of runs each hitter has contributed to his team), Sabermetrics (the effort to replace conjecture and speculation about issues of concern to baseball fans with objective and verifiable knowledge), Win Shares (an estimate of each player's contribution to his team's win total) and Secondary Average (a way of summarizing the other things that a player does to create runs, other than hit for average).

James lives in Lawrence, Kansas, with his wife of 38 years, Susan McCarthy.

The Red Sox Remember

We were saddened to hear of the passings of the following members of the Red Sox family in the last year:



PHIL GAGLIANO, 74, former infielder, on 12/20/16 of Hollister, MO. Phil played for Boston from 1971-72 as part of a 12-year ML career that included action with the St. Louis Cardinals, Chicago Cubs and Cincinnati Reds. Used primarily as a utility player and pinch hitter with the Red Sox, he hit .287 (43-for-150) in 99 games. In 1972, Phil's overall .256 average included .346 as a PH.



DAVE "BOO" FERRISS, 94, former right-handed pitcher, on 11/24/16 of Cleveland, MS. Boo spent his entire nine-year pro playing career in the Red Sox organization (1942, 1945-52). In 144 ML games, he compiled an overall 65-30 record with a 3.64 ERA, 67 CG, 12 SHO, and 8 saves. As a rookie in 1945, he finished 4th in AL MVP voting after going 21-10. In 1946, Boo went 25-6 with a 3.25 ERA, 26 CG and 6 SHO and was named to the All-Star Game. In Game 3 of the 1946 World Series vs. St. Louis, he threw a 6-hit shutout. He also served as Boston's pitching coach from 1955-59. Boo was inducted into the Red Sox Hall of Fame in 2002.



MARLAN COUGHTRY, 82, former second baseman, on 11/8/16 of Vancouver, WA. Signed by Boston as an amateur free agent in 1954, Marlan made his ML debut with the club in 1960, appearing in 15 games and hitting .158 (3-for-19). In Ted Williams' last game on 9/28/60, Marlan had a single and scored the tying run in the ninth inning to help give the Sox a win.



RUSS NIXON, 81, former catcher, on 11/8/16 of Las Vegas, NV. The veteran of 55 years in pro baseball played for Boston from 1960-65 and in 1968. He hit .268 (358-for-1,337) with 13 HR and 138 RBI in 499 games with the Red Sox. Russ also played with the Cleveland Indians and Atlanta Braves and served as a ML manager with the Braves and Cincinnati Reds.



JUAN BELL, 48, former infielder, on 8/24/16 of Santo Domingo, DR. Juan appeared in 17 games for Boston in 1995, hitting .154 (4-for-26) with 1 HR and 2 RBI as part of a seven-year career. He also played for the Baltimore Orioles, Philadelphia Phillies, Milwaukee Brewers, and Montreal Expos.



RENE MONS, 77, former scout, on 8/5/16 of Manchester, NH. Rene served as a part-time scout for the Cincinnati Reds and Seattle Mariners, and as a full-time scout for the Pittsburgh Pirates and San Diego Padres before ending his career in Boston. He was honored by Topps as Scout of the Month in July 1996 and as an All-Star Scout in 1999.



DOUG GRIFFIN, 69, former second baseman, on 7/27/16 of Clovis, CA. Doug appeared in 614 games for Boston from 1971-77, hitting .248 (517-for-2,081) with 7 HR, 69 doubles, 12 triples and 161 RBI. The 1972 Gold Glove winner was a member of the 1975 AL Champion Red Sox. He was acquired by Boston in October 1970 in a six-player trade that sent Tony Conigliaro to the Angels.




SAMMY ELLIS, 74, former coach, on 5/13/16 of Temple Terrace, FL. Sammy was named the Red Sox minor league pitching coordinator in 1995 and became the club's ML pitching coach the following April. From 1997-98, he resumed his minor league pitching coordinator duties. He was the winner of the 1995 Edward F. Kenney Player Development Award for his dedication and hard work in the Red Sox system.



DICK MCAULIFFE, 76, former infielder, on 5/13/16 of Farmington, CT. After spending most of his career from 1960-73 with the Tigers, Dick joined the Red Sox in 1974 and hit .210 (57-for-272) with 5 HR and 24 RBI in 100 games. He began 1975 as the manager of Boston's Double-A Bristol (CT) Red Sox, leading the club to an 81-57 first-place finish in the Eastern League. That August, he was recalled to Boston to resume his playing career as a utility infielder, hitting .133 (2-for-15) in 7 games.



DR. ARTHUR PAPPAS, 84, former Red Sox team doctor/medical director, on 3/23/16 of Auburn, MA. Dr. Pappas, a career orthopedic surgeon and philanthropist, served as the team's medical director from 1978-2002. He chaired boards of directors at Fairlawn Rehab Hospital and the Mass. Hospital School for handicapped children. Dr. Pappas received the Mass. Medical Society's Lifetime Achievement Award in 2011. The family room at Fenway Park is named in his honor.



COACHING STAFF

John Farrell is one of only two managers to lead the Red Sox to multiple American League East Division titles.

53 JOHN FARRELL MANAGER



Opening Day Age: 54

Born: 8/4/1962 in Monmouth Beach, NJ

Resides: Clearwater Beach, FL

MLB Coaching Career: Pitching Coach, Boston Red Sox (2007-10); Manager, Toronto Blue Jays (2011-12); Manager, Boston Red Sox (2013-present)

Managerial/Coaching Career Highlights

Enters his 5th season as Red Sox manager...Named the 46th manager in club history on 10/21/12...Is in his 2nd stint with the organization after serving as Boston's ML pitching coach for 4 years (2007-10).

On 2/21/15, signed a contract extension through the 2017 season with a club option for 2018...The Red Sox exercised that 2018 option on 12/5/16.

Enters the 2017 season ranked 9th on the Red Sox' all-time wins list (339) and only 7 wins shy of 500 in his ML managerial career (493).

Also ranks 2nd all-time among Red Sox managers in postseason victories (11) and postseason games managed (19), trailing only Terry Francona (45 games, 28 wins) in both categories.

2 of Boston's 8 AL East titles have come under Farrell (2013, '16)...The Sox won 2 AL East crowns in the previous 22 seasons (1991-2012)...The only other manager to win 2 AL East titles with BOS is Joe Morgan (1988, '90).

Named 2013 AL Manager of the Year by *The Sporting News* after leading BOS to the World Series title in his 1st season managing the club.

As of the start of the 2017 season, joins COL's Bud Black as the only former ML pitchers actively managing in the big leagues...Is just the 3rd Sox manager who had a previous pro career as a pitcher...Joins Cy Young, who served as player/manager for the first 6 games of the 1907 season, and Joe Kerrigan, who skippered the final 43 games of 2001.

Is 1 of 5 members from the 1988 Indians to go on to manage in the majors, along with Bud Black, Terry Francona, Charlie Manuel (hitting coach), and Ron Washington.

Since the inception of Manager's Instant Replay Challenges in 2014, the Red Sox have had 58 of 132 calls overturned, 37 stand, and 38 confirmed.

Has been ejected 16 times in his career as a ML manager, including 11 with BOS and 5 with TOR (was also ejected twice as BOS pitching coach).

2016: Finished 4th in BBWAA AL Manager of the Year voting after leading BOS to the AL East title... The Red Sox' 93-69 (.574) record was 3rd-best in the AL and 5th-best in the majors.

BOS won 15 more games in 2016 (93) than in 2015 (78), the largest improvement among any team that season.

The 93 wins marked his 2nd-highest single-season total as a manager (won 97 games with BOS in 2013).

With the Sox' 13-2 victory over MIN on 7/21, became the 11th manager to win 300 games with the Red Sox.

Was ejected 3 times in 2016: 5/6 at NYY (Ron Kulpa), 5/17 at KC (Bill Miller), and 8/1 at LAA (Gabe Morales).

Initiated 46 Manager's Instant Replay challenges; 20 calls were overturned (43%), 14 stood, and 13 were confirmed.

Had 50 players appear in a game in 2016, including 26 position players (7 rookies) and 24 pitchers (5 rookies)...7 players made their ML debuts, and another 13 players made their Red Sox debuts.

The Red Sox had 6 players selected to the MLB All-Star Game, including 4 starters.

The Sox won 3 games in which they trailed by 3+ runs with 2 outs in the 9th...According to Elias, all other teams combined for 3 such wins in 2016...Prior to 2016, the Sox had not won a single game of that variety since 2003.

The Sox had a losing streak longer than 3 games only once (4 games, 7/25-28).

The Sox posted a winning record in April (14-10), May (18-10), July (15-10), August (17-13), and September (19-8)...It was the club's highest win total in any September since 1985 (19-9).

The Red Sox went 46-35 (.568) on the road, the highest win percentage in the AL and the 3rd-highest in MLB...It marked Boston's best record away from Fenway Park since 2002 (51-30)...The Sox posted the majors' best road record after the All-Star break (27-17, .614), winning 11 of their last 15 away from Fenway.

Boston's .610 win % (50-32) from 7/3 through the remainder of the season led the AL and ranked 2nd in MLB...The Sox' .667 winning percentage (20-10) from 8/31 through the remainder of the season was the highest in MLB.

Boston won 11 consecutive games from 9/15-25, tied for MLB's 2nd-longest streak of the season (CLE-14, CHC-11)...It was the club's longest win streak since 4/15-27/09 (also 11 games).

MOST MANAGERIAL WINS, RED SOX HISTORY

Rk.	Manager	Wins
1.	Joe Cronin	1,071
2.	Terry Francona	744
3.	Mike Higgins	560
4.	Bill Carrigan	489
5.	Jimmy Collins	455
6.	Jimmy Williams	414
7.	Don Zimmer	411
8.	Eddie Kasko	345
9.	John Farrell	339

2015: Earned his 200th career win as Red Sox manager on 6/24 vs. BAL...Credited with the 400th win of his ML managerial career in the Sox' victory on 9/30 at NYY.

- Announced that he was diagnosed with stage 1 non-Hodgkin's Burkitt lymphoma on 8/14 and took medical leave from the club...Bench coach Torey Lovullo served as interim manager for the remainder of the season.

- Red Sox announced on 10/4 that Farrell would return to his role as manager for 2016.

- Announced on 10/22 that post-treatment testing revealed his cancer was in remission.

2014: Earned his 100th regular-season win as Red Sox manager on 4/7 vs. TEX in his 169th game... Is the 5th-fastest skipper in club history to reach that number of wins.

- The Red Sox' victory on 8/1 vs. NYY marked the 300th win of his ML managerial career.

- Managed the 2014 American League All-Star team in its 5-3 win over the NL on 7/15 at MIN's Target Field.

- Was manager of the MLB All-Star team for the All-Star Series 2014 in Japan (November 2014)...Was selected by MLB to replace former TEX manager Ron Washington on 9/25.

2013: Led the Red Sox to a 97-65 record (.599)—tied for tops in the majors with St. Louis—as well as the AL East Division championship and the 2013 World Series title.

- Finished 2nd in 2013 AL Manager of the Year voting with a total of 96 points behind CLE's Terry Francona (112 points)...Received 12 first-place votes, 10 second-place votes, and 6 third-place votes.

- Named 2013 AL Manager of the Year by *The Sporting News*, and MLB Manager of the Year by the Boston chapter of the BBWAA.

- Became just the 2nd Red Sox manager to lead Boston to at least a share of MLB's best record in his 1st year at the helm, along with Jake Stahl in 1912...Was the 4th Sox manager to bring home the AL's best record in his 1st season with the club, along with Stahl, Ed Barrow in 1918, and Dick Williams in 1967...97 wins trailed only Stahl (105, 1912) and Terry Francona (98, 2004) for the most under a 1st-year Sox manager.

- Among managers spending a full season in their 1st year at the helm with a team, became the 1st to take a share of the top ML record since Bill Virdon with the Pirates in 1972 (source: Elias).

- Was just the 7th manager to lead the Red Sox to the postseason in his 1st year at the helm, joining Jake Stahl (1912), Ed Barrow (1918), Dick Williams (1967), Joe Morgan (1988), Kevin Kennedy (1995), and Terry Francona (2004)...Was the 4th to advance and win the World Series along with Stahl, Barrow, and Francona.

- With an 8-2 victory on 4/1/13 at Yankee Stadium, became the 1st Red Sox skipper to win his managerial debut on Opening Day since Jimmy Williams in 1997.

- Guided BOS to a 60-40 mark in its 1st 100 games, just the 2nd manager in the last 60 years to win at least 60 of his 1st 100 decisions at the helm of the Red Sox, joining Kevin Kennedy (61-39 in 1995) (source: Elias).

2011-12: Named as the 12th manager in the Blue Jays' history on 10/25/10...Under his guidance, TOR finished 81-81 (.500) in 2011 and 73-89 (.451) in 2012.

- While at the helm, TOR stole 131 bases in 2011 and 123 in 2012, its highest marks in 10 years (since the club's 123 in 2002)...The 2-year total, 254, marks the 4th-most in the American League during that span.

- His 2011 Blue Jays club went 11-0 in extra-inning games at home...They became the 1st team to win at least 10 extra-inning games at home without a loss since 1901.

- Selected as a coach on the 2011 All-Star team by AL skipper Ron Washington.

- Acquired by BOS from TOR on 10/21/12 and agreed to a 3-year contract through 2015...As compensation to TOR, to whom he had been under contract through 2013, the Red Sox sent SS Mike Aviles and received in return RHP David Carpenter...Became the 7th manager in ML history acquired by a club while under contract to another.

2007-10: During his tenure as Red Sox pitching coach from 2007-10, the staff held opponents to an AL-low .254 AVG, led the league in strikeouts (4,771), and posted the 3rd-best ERA in the AL (4.11).

- The Sox reached the postseason in each of his first 3 seasons in BOS and won a World Series title in 2007.

- Under his tutelage, both Clay Buchholz and Jon Lester were named All-Stars in 2010.

- The Red Sox led the AL in strikeouts twice while he was guiding the staff, with 1,185 in 2008 and 1,207 in 2010.

- In his 1st year as BOS's pitching coach in 2007, Sox hurlers led the AL with a 3.87 ERA (618 ER/1,438.2 IP), 2nd in the majors only to the Padres' 3.70 mark.

2002-06: Spent 5 years as Director of Player Development for the Indians from Nov. 2001-Nov. 2006.

- In that role, oversaw all elements of the club's player development system, including the organization's 6 minor league affiliates and the Latin American programs in Venezuela and the Dominican Republic...Also supervised the signing of all minor league free agents while assisting in major league player acquisitions.

- On his watch, CLE earned "Organization of the Year" honors in 2003 and 2004 from *USA Today's Sports Weekly* and was named by *Baseball America* as the top farm system in 2003.

1997-2001: Served as assistant coach/pitching & recruiting coordinator at his alma mater, Oklahoma State University, for 5 seasons from 1997-2001.

- With the Cowboys, instilled new disciplines and methods into the program and mentored 14 pitchers that were drafted or signed as non-drafted free agents at the professional level, including 1999 National League Rookie of the Year Scott Williamson...Completed his bachelor's degree at OSU in 1996.

John Farrell, Continued

Playing Career

🔥 Selected by CLE in the 2nd round of the 1984 June Draft...Right-hander pitched in 116 ML games (109 starts) over an 8-year career with the Indians (1987-90, 1995), Angels (1993-94), and Tigers (1996).

🔥 Went 28-25 with 12 complete games and a 3.86 ERA (209 ER/487.1 IP) in 72 games (70 starts) over his first 3 big league seasons from 1987-89...Won a career-high 14 games in 1988 and had a 3.63 ERA (84 ER/208.0 IP) in 1989, when he made a career-high 31 starts.

🔥 Hampered by injuries the remainder of his playing career...Missed entire 1991 and 1992 seasons with right elbow problems...Underwent Tommy John surgery in October 1990 (Dr. Jacobs) and again in September 1991 (Dr. Jobe).

🔥 Was teammates with Chili Davis and Gary DiSarcina on the 1993-94 Angels...Was also teammates with Ruben Amaro Jr. in the Indians organization from 1994-95, playing together for Triple-A Charlotte (1994) and Triple-A Buffalo (1995), and appearing in 1 ML game together with CLE on 9/17/95 vs. BOS.

Personal

🔥 Full name is John Edward Farrell.

🔥 Has 3 sons, all of whom are involved in baseball: Jeremy, an 8th-round selection by PIT in the 2008 June Draft, now works for the Cubs as a minor league hitting coach; Shane, a 2011 June Draft selection by TOR, also works for the Cubs as an area scout; and Luke, a right-handed pitcher, earned an invitation to ML Spring Training camp with the Royals in 2017 as a non-roster invitee...Has 2 grandsons, Kason and Kolby.

🔥 Played 4 seasons of baseball at Oklahoma State University (1981-84)...Compiled an 11-2 mark with 2 saves and a 3.01 ERA his senior season, earning All Big-Eight Conference honors.

🔥 Pitched for the Cape Cod Baseball League's Hyannis club in 1982.

🔥 Graduated from Shore Regional (NJ) High School in 1980...Lettered in baseball and basketball.

In the Community

🔥 Since re-joining the Red Sox, John has been actively involved in the club's community outreach both in Boston and in Fort Myers, FL...Has interacted with fans at Red Sox Winter Weekend and Christmas at Fenway in each of the last 3 offseasons...Has also participated in annual in-season community events including the Welcome Home Dinner, Jimmy Fund Radio-Telethon, Picnic in the Park, Girls of Summer, and Mass Mentoring Champions of Mentoring event...During Spring Training, has been a regular participant in the Children's Hospital of Southwest Florida Golf Classic, Red Sox Foundation Casino Night, Red Sox Destinations events, Lee County Boys & Girls Club dinner, and Diamond Dinner benefitting the Children's Hospital of Southwest Florida...In 2016, continued his interactions with Jimmy Fund and Boston Children's Hospital patients...Also interacted with fans during the annual On-Field Photo Day and participated in several events, including the Next Kayem Fenway Frank Contest, the Red Sox Hall of Fame Gala, the Women's Trip Brunch in Baltimore, and an F.W. Webb Luncheon at Fenway Park...In January 2015, along with actor Chris Evans, co-hosted an event to benefit Christopher's Haven at Fenway Park...Also in 2015, participated in the Ice Bucket Challenge and met with Jimmy Fund patients during their trip to Fenway Park...In April 2014, visited patients at the Walter Reed National Military Medical Center in Bethesda, MD...The Monmouth Beach native traveled with members of the front office to Union Beach, NJ in December 2012 to help those whose homes were devastated by Hurricane Sandy...Also worked with the group to put on a holiday party at the Church of the Precious Blood in Monmouth Beach, where he is a member...During the 2012 offseason, visited with patients at Boston Children's Hospital and the Jimmy Fund as part of the Sox Holiday Caravan and met with fans at the Fenway Park Holiday Fest and Christmas at Fenway event...Selected as the 2009 recipient of the Red Sox Good Guy Award from the Boston Chapter of the BBWAA, served as a spokesperson for the Mass Mentoring Program during his 1st stint with BOS from 2007-10, and took part in several events that benefitted the Red Sox Foundation.

John Farrell's Career Managerial Record

YEAR	CLUB	LEAGUE	W-L	PCT.	FINISH
2011	TORONTO	American	81-81	.500	4th, East
2012	TORONTO	American	73-89	.451	4th, East
2013	BOSTON	American	97-65	.599	1st, East
2014	BOSTON	American	71-91	.438	5th, East
2015	BOSTON	American	78-84	.481	5th, East
2016	BOSTON	American	93-69	.574	1st, East
Major League Totals (6 seasons)			493-479	.507	
Red Sox Totals (4 seasons)			339-309	.523	

John Farrell's Major League Record

YEAR	CLUB	W-L	ERA	G	GS	CG	SHO	SV	IP	H	R	ER	HR	HB	BB	SO	WP	BK
1987	CLEVELAND	5-1	3.39	10	9	1	0	0	69.0	68	29	26	7	5	22	28	1	1
1988	CLEVELAND	14-10	4.24	31	30	4	0	0	210.1	216	106	99	15	9	67	92	2	3
1989	CLEVELAND	9-14	3.63	31	31	7	2	0	208.0	196	97	84	14	7	71	132	4	0
1990	CLEVELAND	4-5	4.28	17	17	1	0	0	96.2	108	49	46	10	1	33	44	1	0
1993	CALIFORNIA	3-12	7.35	21	17	0	0	0	90.2	110	74	74	22	7	44	45	3	0
1994	CALIFORNIA	1-2	9.00	3	3	0	0	0	13.0	16	14	13	2	1	8	10	0	0
1995	CLEVELAND	0-0	3.86	1	0	0	0	0	4.2	7	4	2	0	0	0	4	0	0
1996	DETROIT	0-2	14.21	2	2	0	0	0	6.1	11	10	10	2	1	5	0	1	0
Major League Totals		36-46	4.56	116	109	13	2	0	698.2	732	383	354	72	31	250	355	12	4

20 RUBEN AMARO JR.

FIRST BASE COACH



Opening Day Age: 52

Born: 2/12/1965 in Philadelphia, PA

Resides: Washington Crossing, PA

MLB Coaching Career: First Base Coach,
Boston Red Sox (2016-present)

Coaching/Front Office Career

- 🔴 In 2016, completed his first season as Boston's First Base Coach after being named to the position on 10/26/15... Was his first year coaching in baseball at any level.
- 🔴 Will once again serve as Boston's outfield instructor and assist with base running instruction...Sox outfielders in 2016 combined for 9 double plays (T-1st in MLB), 35 assists (T-4th in MLB), and a .993 fielding % (1st in MLB)...The Sox featured 2 OF with 13 assists each for the first time since 1978...Mookie Betts earned a Gold Glove Award in RF after having made only 23 starts at the position in his professional career prior to 2016.
- 🔴 Boston ranked 3rd in the majors with a 77.6% stolen base success rate in 2016 (83-for-107).
- 🔴 Served as Senior Vice President & General Manager of the Philadelphia Phillies for parts of 7 seasons from November 2008-September 2015...Was the 9th GM in Phillies history.
- 🔴 During his tenure as GM, his clubs won 3 consecutive NL East titles (2009-11) and were NL champions in 2009.
- 🔴 In his first 4 years as GM, the Phillies posted a 373-275 (.576) record, the best in the NL...Overall, the Phillies were 573-539 (.515) during his tenure, the 4th-highest winning percentage in the NL in that span.
- 🔴 His clubs posted the best record in baseball in both the 2010 (97-65) and 2011 (102-60) seasons...Prior to the 2010 campaign, the Phillies had never posted the best record in baseball over a single season.
- 🔴 Following his final season as a player in 1998, joined the Phillies' front office as Assistant General Manager for 10 years...Worked alongside general managers Ed Wade (1999-2005) and Hall of Famer Pat Gillick (2006-08) as the club ended a 14-year playoff drought in 2007 and won the 2008 World Series against the Tampa Bay Rays.

Playing Career

- 🔴 Played 8 seasons in the majors as an outfielder for the California Angels (1991), Philadelphia Phillies (1992-93; 1996-98), and Cleveland Indians (1994-95).
- 🔴 Was a member of the NL-champion Phillies in 1993 and the AL-champion Indians in 1995.
- 🔴 Was teammates with John Farrell in the Indians organization from 1994-95, playing together for Triple-A Charlotte (1994) and Triple-A Buffalo (1995), and appearing in 1 ML game together with CLE on 9/17/95 vs. BOS...Also played with Victor Rodriguez for Triple-A Scranton/Wilkes-Barre (PHI) from 1992-93...Was in the Angels system with Chili Davis from 1988-90 and with Gary DiSarcina from 1988-91...Was teammates with DiSarcina on Double-A Midland (1989), Triple-A Edmonton (1990-91), and California (1991)...Started in the infield along with DiSarcina on 10/4/91 and 10/5/91 vs. KC.
- 🔴 Was an 11th-round selection of the Angels in the 1987 June Draft and made his ML debut with California in 1991.

Personal

- 🔴 Full name is Ruben Amaro Jr.
- 🔴 Married to Jami...Has 2 daughters, Sophia and Andrea, and 3 step-children, Samantha, Colby, and Ayden.
- 🔴 Was a 1987 graduate of Stanford University, earning a degree in human biology...Was also a member of Stanford's College World Series championship team in 1987, posting a .344/.456/.537 line and leading the team with 77 runs scored and 38 steals in 67 games.
- 🔴 He and his father, Ruben Sr., a former Phillies infielder and 1st base coach, remain the only father-son combination to ever play for the Phillies.

Ruben Amaro Jr.'s Major League Record

YEAR	CLUB	AVG	G	AB	R	H	2B	3B	HR	RBI	SH	SF	HB	BB	SO	SB	CS	E
1991	CALIFORNIA	.217	10	23	0	5	1	0	0	2	0	0	3	3	0	0	1	
1992	PHILADELPHIA	.219	126	374	43	82	15	6	7	34	4	2	9	37	54	11	5	2
1993	PHILADELPHIA	.333	25	48	7	16	2	2	1	6	3	1	0	6	5	0	0	1
1994	CLEVELAND	.217	26	23	5	5	1	0	2	5	0	0	0	2	3	2	1	1
1995	CLEVELAND	.200	28	60	5	12	3	0	1	7	2	0	2	4	6	1	3	0
1996	PHILADELPHIA	.316	61	117	14	37	10	0	2	15	1	0	3	9	18	0	0	0
1997	PHILADELPHIA	.234	117	175	18	41	6	1	2	21	0	2	2	21	24	1	1	1
1998	PHILADELPHIA	.187	92	107	7	20	5	0	1	10	1	3	0	6	15	0	0	0
Major League Totals		.235	485	927	99	218	43	9	16	100	11	8	16	88	128	15	10	6

Ruben
Amaro Jr.

86 BRIAN BANNISTER

VICE PRESIDENT, PITCHING DEVELOPMENT/
ASSISTANT PITCHING COACH



Opening Day Age: 36

Born: 2/28/1981 in Scottsdale, AZ

Resides: Alamo, CA

MLB Coaching Career: Assistant Pitching Coach,
Boston Red Sox (July 2016-present)

Coaching/Front Office Career

- Enters his 1st full season on the Red Sox coaching staff...Named Vice President, Pitching Development and Assistant Pitching Coach on 11/3/16.
- Added to the ML coaching staff as an assistant pitching coach on 7/5/16...From that point through the end of the 2016 season, the Red Sox led the AL in ERA (3.50) and opponent AVG (.236).
- Originally hired by the Red Sox as a Professional Scout and Analyst in January 2015...Named Director of Pitching Analysis and Development on 9/9/15.

Playing Career

Signed by NYM as a 7th-round selection in the 2003 June Draft... Originally selected by BOS in the 45th round of the 2002 June Draft, but did not sign.

Was named to the Mets' 2006 Opening Day roster and made his ML debut that season...In his first 5 starts, went 2-0 with a 2.89 ERA (9 ER/28.0 IP) and a .214 opponent AVG (22-for-103).

Traded to KC in exchange for RHP Ambiorix Burgos on 12/6/06.

Finished 3rd in 2007 AL Rookie of the Year voting after posting a 3.87 ERA and ranking 2nd among AL rookies in wins (12) and starts (27) and 3rd in innings (165.0)...Named AL Rookie of the Month in June and August.

Made at least 26 starts and threw at least 150.0 innings in each season from 2007-09.

From 2007-10, ranked 2nd on the Royals in starts (108), wins (35), and innings (629.1) behind Zack Greinke.

In January 2011, signed a contract to play for Japan's Yomiuri Giants...Retired in March 2011.

Hit .276 (8-for-29) with 4 2B in the majors...Was 4-for-10 with 3 2B to begin his ML career.

2007 AL ROOKIE OF THE YEAR VOTING RESULTS

Player	Points	1st
Dustin Pedroia	132	24
Delmon Young	56	3
Brian Bannister	36	1
Daisuke Matsuzaka	12	0
Reggie Willits	11	0

Personal

Full name is Brian Patrick Bannister.

He and his wife, Megan, have a daughter, Brynn, and a son, Atley.

His father, Floyd Bannister, won 134 games in 15 ML seasons with HOU (1977-78), SEA (1979-82), CWS (1983-87), KC (1988-89), CAL (1991), and TEX (1992)...His uncle, Greg Cochran, played in the NYY and OAK minor league systems...His brother, Brett, pitched in SEA's organization, and his brother, Cory, pitched at Stanford University.

Graduated cum laude in 2003 from the University of Southern California with a BA from the School of Fine Arts.

Has had his number retired by Chaparral High School (#15 in 2007) and by the Brooklyn Cyclones (#19 in 2006)... Won a state title with Chaparral in 1999, striking out 7 of 9 batters faced in the championship game.

Was the 1st Cyclones pitcher to make his ML debut with the Mets...The team honored him with his own bobblehead on 9/6/06.

An avid photographer, is the founder of Loft 19 Studios in Phoenix, AZ, a full-service photography studio complex and equipment rental house...His work has been featured in the *New York Times*, *New York Daily News*, and *American Photo*.

Brian Bannister's Major League Record

YEAR	CLUB	W-L	ERA	G	GS	CG	SHO	SV	IP	H	R	ER	HR	HB	BB	SO	WP	BK
2006	NEW YORK-NL	2-1	4.26	8	6	0	0	0	38.0	34	18	18	4	2	22	19	2	0
2007	KANSAS CITY	12-9	3.87	27	27	1	0	0	165.0	156	76	71	15	6	44	77	4	0
2008	KANSAS CITY	9-16	5.76	32	32	1	0	0	182.2	215	127	117	29	7	58	113	7	1
2009	KANSAS CITY	7-12	4.73	26	26	0	0	0	154.0	161	94	81	15	4	50	98	12	2
2010	KANSAS CITY	7-12	6.34	24	23	0	0	0	127.2	158	92	90	23	3	50	77	10	0
Major League Totals		37-50	5.08	117	114	2	0	0	667.1	724	407	377	86	22	224	384	35	3

55 BRIAN BUTTERFIELD

THIRD BASE COACH



Opening Day Age: 60

Born: 3/9/1957 in Bangor, ME

Resides: Orono, ME

MLB Coaching Career: First Base Coach, New York Yankees (1994-95); Third Base Coach, Arizona Diamondbacks (1998-2000); Third Base Coach, Toronto Blue Jays (2002-07, 2010-12); Bench Coach, Toronto Blue Jays (2008-09); Third Base Coach, Boston Red Sox (2013-present)

Coaching Career

- Entering his 5th season as Red Sox Third Base Coach and his 21st year coaching at the ML level...Was named to the position on 10/30/12...Has 38 years of experience in professional baseball (1979-2016).
- Also serves as Boston's infield instructor and baserunning instructor...In his first 4 seasons with BOS (2013-16), the Red Sox owned the majors' highest combined fielding percentage between 2B and SS (.986; 80 E/5,627 TC)... BOS also ranked 3rd in the majors in stolen base success rate (78.2, 340-for-435) in that time.
- Assisted Hanley Ramirez with his transition to 1B in 2016...Ramirez committed only 4 errors in 1,043 chances, marking the 6th-highest single-season fielding percentage (.996) at the position in Red Sox history.
- Dustin Pedroia has recorded the highest (.997, 2014) and 3rd-highest (.993, 2013) single-season fielding percentages at 2B in Red Sox history during Butterfield's time with BOS...Pedroia was awarded the Rawlings Gold Glove Award in 2013 and 2014...Xander Bogaerts was named a Rawlings Gold Glove finalist at SS in 2015 with a .984 fielding percentage, after he posted a .975 mark at the position in 2014.
- Was the Third Base Coach for the 2014 AL All-Stars on 7/15 at MIN.
- Served on John Farrell's coaching staff for the MLB All-Star Series 2014 in Japan (November 2014).
- Was inducted into the Maine Baseball Hall of Fame on 8/3/14.
- Spent 11 years as a coach in the Blue Jays organization...Had 2 stints as third base coach (2002-07, 2010-12), and worked on John Farrell's staff in 2011-12...Was Toronto's bench coach from 2008-09.
- Previously served on ML staffs under Buck Showalter both with the Yankees and Diamondbacks...Was NYY's first base coach in 1994-95, and the third base and infield coach for ARI from 1998-2000.
- Managed for parts of 6 minor league seasons in the Yankees system and compiled a 300-293 (.506) record with the Rookie-level Gulf Coast League Yankees (1988), Short-A Oneonta (1989), Single-A Greensboro (1990), High-A Fort Lauderdale (1992), High-A Tampa (2001), and Triple-A Columbus (April-May, 2002).
- In 1st season as a minor league manager in 1988, was named Gulf Coast League Manager of the Year after guiding the Yankees to the league championship...Led the Tampa Yankees to a share of the Florida State League title in 2001.
- Spent 1996-97 with ARI working as a roving infield instructor, minor league manager, and scout of ML talent in preparation for the expansion draft.
- Served 4 seasons as a minor league coach in the NYY system with stops at Single-A Fort Lauderdale (1985), Triple-A Columbus (1986), Short-A Oneonta (1987), and Double-A Albany-Colonie (1993).
- Began post-playing career as a roving infield instructor in the Yankees organization in 1984, a position he also later held in 1991.

Playing Career

- Signed by the Yankees as a free agent in 1979...Played 397 minor league games over 5 seasons in the New York (1979-82) and San Diego (1983) systems while appearing primarily at 2nd base.
- Earned team MVP honors in 1981 with High-A Fort Lauderdale.

Personal

- Full name is Brian James Butterfield.
- Married to Jan...The couple has 2 sons, John and Chris, and 3 grandchildren, Madison, Mason, and Grace.
- Attended the University of Maine as a freshman in 1976 and lettered in baseball and basketball.
- Transferred to Valencia Community College and was named Florida Junior College Player of the Year in 1977.
- Moved to Florida Southern College for 2 years and was a member of the 1978 National Championship Team...Following his 1st professional season, returned to coach in the fall at Florida Southern in 1979 and completed his bachelor's degree in physical education at the college in 1980.
- Worked as an assistant coach at Eckerd College (FL) in 1980-81.
- Is the son of the late Jack Butterfield, who at one time served as Vice President of Player Development and Scouting for the Yankees.

44 CHILI DAVIS HITTING COACH



Opening Day Age: 57

Born: 1/17/1960 in Kingston, Jamaica

Resides: Paradise Valley, AZ

MLB Coaching Career: Hitting Coach, Oakland Athletics (2012-14); Hitting Coach, Boston Red Sox (2015-present)

Coaching Career

🔴 Entering his 3rd season as Red Sox Hitting Coach...Was named to the position on 10/23/14, with the appointment marking his return to the BOS organization after having served as hitting coach for Triple-A Pawtucket in 2011.

🔴 In his first 2 seasons with BOS combined (2015-16), the Red Sox led the majors in AVG (.273), OBP (.337), and doubles (637), and also paced the AL in pitches per plate appearance (3.95)...In that time, the Sox also had the majors' lowest swing-and-miss percentage (20.1).

🔴 The Red Sox have seen an increase in AVG in several situations in each of the last 2 years (see table below)...In 2016, BOS led the majors in AVG with the bases empty (.274), with runners on (.292), with RISP and 2 outs (.259), with 0 outs (.295), with 2 outs (.276), with 2 strikes (.209), and when leading off an inning (.279)...The Sox' .283 AVG with RISP led the AL and ranked 2nd in the majors.

🔴 In 2016, the Red Sox led the majors in runs (878), AVG (.282), OBP (.348), SLG (.461), OPS (.810), and doubles (343)...Opposing pitchers recorded only 54 quality starts against the Red Sox, the fewest in the majors...The next-lowest mark in the majors was 63 (COL), and the 2nd-lowest in the AL was 69 (CLE).

🔴 The Sox in 2016 also led the majors in number of games with 5+ runs (93), 10+ runs (20), 10+ hits (81), and 15+ hits (23)...From 7/4 through the remainder of the season, the Sox ranked 3rd in the majors in HR (114).

🔴 Boston posted MLB's highest AVG, OBP, SLG, and OPS with 2 strikes in 2016 (.209/.277/.324/.601)...No other team in MLB hit .200 or higher with 2 strikes that season...The Sox also led the majors in AVG, OBP, SLG, and OPS with 2 outs (.276/.354/.454/.808)...The Sox led the AL and ranked 2nd in the majors behind only COL in AVG, OBP, SLG, and OPS with RISP (.283/.369/.478/.847).

🔴 The 2016 Red Sox featured 3 Silver Slugger Award winners, as well as 3 players with 100+ RBI, 3 with 100+ runs, 6 with 30+ doubles, and 5 with 20+ HR...Several Red Sox saw an increase in AVG from 2015 to 2016, including Dustin Pedroia (.291 to .318), Mookie Betts (.291 to .318), David Ortiz (.273 to .315), Hanley Ramirez (.249 to .286), Jackie Bradley Jr. (.249 to .267), Sandy Leon (.184 to .310), and Chris Young (.252 to .276).

🔴 Spent 3 years (2012-14) as hitting coach for the Oakland Athletics...Was named to that position on 11/26/11...2012 was his 1st year as a ML coach.

🔴 Over his 3-year stint with OAK, the Athletics led the majors in walks (1,709), and finished 4th in HR (527) and 5th in runs scored (2,209).

🔴 In 2014, A's hitters led the AL in walks (586) and triples (33).

🔴 In his 1st year with OAK (2012), the A's increased both their total number of runs scored (+68) and home runs (+81) over the previous year.

🔴 Served as hitting coach for the Pawtucket Red Sox in 2011...Under his guidance, the North Division champions ranked among International League leaders in OBP (3rd, .335), runs scored (3rd, 657), and HR (5th, 132).

🔴 Served as a part-time instructor in the Los Angeles Dodgers' Fall Instructional League in 2010.

🔴 Started his professional coaching career as hitting coach for the Australian Baseball Academy...Spent 2 years (2003-04) in that role.

RED SOX OFFENSIVE TOTALS, 2015-16

Stat	MLB Rank
1,626 runs	2nd
.273 AVG	1st
.337 OBP	1st
.438 SLG	3rd
.775 OPS	2nd
637 doubles	1st
1,064 XBH	3rd
5.44 PA/SO	4th
2.23 SO/BB	3rd
3.95 pitches/PA	2nd (1st in AL)
20.1% swing miss	1st (lowest)

RED SOX BATTING STATS, 2014-16

AVG	2014	2015	2016
with bases empty	.237	.259	.274*
with runners on	.253	.274	.292*
with RISP	.237	.271	.283^
with RISP, 2 outs	.204	.261	.259*
with 0 outs	.240	.259	.295*
with 2 outs	.224	.274	.276*
with 2 strikes	.183	.199*	.209*
Leading off inning	.232	.249	.279*
Extra innings	.213	.294	.308

*Led MLB ^Led AL

Playing Career

- Selected by San Francisco in the 11th round of the 1977 June Draft...A switch-hitting outfielder, played 19 seasons in the majors between the Giants (1981-87), Angels (1988-90; 1993-96), Twins (1991-92), Royals (1997), and Yankees (1998-99).
- Won World Series titles with the Twins (1991) and Yankees (1998, 1999)...Homered twice in the 1991 World Series.
- Selected to 3 All-Star teams in his career: 1984 and 1986 for SF and 1994 for CAL.
- Was teammates with Carl Willis in MIN from 1991-92...Also played for the Angels along with Gary DiSarcina from 1989-90 and 1993-96, and with John Farrell from 1993-94.
- Overall, was a career .274 hitter (2,380-for-8,673) with 424 2B, 30 3B, 350 HR, 1,372 RBI, and 1,240 runs scored in 2,436 games...Among all-time switch-hitters, ranks 7th in HR and RBI, 9th in extra-base hits (804) and walks (1,194), and 10th in games.
- Drove in 80 or more runs in a season 9 times, including a career-best 112 for CAL in 1993.
- Hit 20 or more HR in 10 different seasons (19 HR in 1982 & 1999)...Belted a career-high 30 HR for KC in 1997.
- Became the 1st-ever Jamaican-born player to appear in the majors when he made his debut on 4/10/81 vs. SD...Is 1 of only 4 Jamaican-born players ever to appear in a ML game (also Devon White, Rolando Roomes, and Justin Masterson).
- Finished 4th in NL Rookie of the Year voting in 1982 after hitting .261 with 27 2B, 6 3B, 19 HR, 76 RBI, and 24 SB in 154 games for the Giants...Recorded 16 OF assists, tied for most among NL outfielders...Also made his lone career appearance at 1B on 4/22/92 at SEA, playing only 1 inning at the position.
- Made the lone pitching appearance of his career on 6/17/93 for CAL vs. TEX, throwing 2.0 hitless, scoreless innings in an 18-2 Angels loss...Pitched the 8th and 9th innings, retiring 6 of 7 batters faced (1 HBP).
- Retired at the age of 39, following the 1999 season with the World Champion Yankees.

Personal

- Full name is Charles Theodore Davis.
- Married to Ann.
- Graduated from Dorsey (CA) High School.

Chili Davis' Major League Record

YEAR	CLUB	AVG	G	AB	R	H	2B	3B	HR	RBI	SH	SF	HB	BB	SO	SB	CS	E
1981	SAN FRANCISCO	.133	8	15	1	2	0	0	0	0	0	0	0	1	2	2	0	0
1982	SAN FRANCISCO	.261	154	641	86	167	27	6	19	76	7	6	2	45	115	24	13	12
1983	SAN FRANCISCO	.233	137	486	54	113	21	2	11	59	3	9	0	55	108	10	12	9
1984	SAN FRANCISCO	.315	137	499	87	157	21	6	21	81	2	2	1	42	74	12	8	9
1985	SAN FRANCISCO	.270	136	481	53	130	25	2	13	56	1	7	0	62	74	15	7	6
1986	SAN FRANCISCO	.278	153	526	71	146	28	3	13	70	2	5	1	84	96	16	13	9
1987	SAN FRANCISCO	.250	149	500	80	125	22	1	24	76	0	4	2	72	109	16	9	7
1988	CALIFORNIA	.268	158	600	81	161	29	3	21	93	1	10	0	56	118	9	10	19
1989	CALIFORNIA	.271	154	560	81	152	24	1	22	90	3	6	0	61	109	3	0	6
1990	CALIFORNIA	.265	113	412	58	109	17	1	12	58	0	3	0	61	89	1	2	3
1991	MINNESOTA	.277	153	534	84	148	34	1	29	93	0	4	1	95	117	5	6	0
1992	MINNESOTA	.288	138	444	63	128	27	2	12	66	0	9	3	73	76	4	5	0
1993	CALIFORNIA	.243	153	573	74	139	32	0	27	112	0	0	1	71	135	4	1	0
1994	CALIFORNIA	.311	108	392	72	122	18	1	26	84	0	6	1	69	84	3	2	0
1995	CALIFORNIA	.318	119	424	81	135	23	0	20	86	0	9	0	89	79	3	3	0
1996	CALIFORNIA	.292	145	530	73	155	24	0	28	95	1	6	0	86	99	5	2	0
1997	KANSAS CITY	.279	140	477	71	133	20	0	30	90	0	4	1	85	96	6	3	0
1998	NEW YORK (AL)	.291	35	103	11	30	7	0	3	9	0	1	0	14	18	0	1	0
1999	NEW YORK (AL)	.269	146	476	59	128	25	1	19	78	0	3	2	73	100	4	1	0
Major League Totals		.274	2436	8673	1240	2380	424	30	350	1372	20	94	15	1194	1698	142	98	80

10 GARY DiSARCINA

BENCH COACH



Opening Day Age: 49

Born: 11/19/1967 in Malden, MA

Resides: Boston, MA

MLB Coaching Career: Third Base Coach, Los Angeles Angels of Anaheim (2014-15); First Base Coach, Los Angeles Angels of Anaheim (2016); Bench Coach, Boston Red Sox (1st season)

Coaching/Front Office Career

- Enters his 1st season on the Red Sox major league coaching staff...Named Bench Coach on 11/11/16.
- In addition to his role as Bench Coach, also coordinates Red Sox Major League Spring Training.
- The 2017 season is his 8th in the Red Sox organization as a player, coach, manager, or front office member.
- Most recently worked on the coaching staff of the Los Angeles Angels of Anaheim, serving as 3rd base coach for the 2014 and 2015 seasons and as 1st base coach in 2016.
- Each of his 4 years of minor league managing experience came in the Red Sox organization, with Short-A Lowell from 2007-09 and with Triple-A Pawtucket in 2013...Posted a winning record in each of those 4 seasons, leading his clubs to division titles in 2008, 2009, and 2013.
- Following the 2013 season, named Minor League Manager of the Year by *Baseball America*.
- In addition to his coaching duties, previously served as the Angels' field coordinator in 2012 after holding the title of Special Assistant to the General Manager for the organization in 2011.
- Worked with BOS as a minor league infield coordinator in 2010 and as a Baseball Operations consultant in 2006.
- Served on the coaching staff for Team Italy in the 2006 World Baseball Classic.

Playing Career

- Spent his entire 12-year ML playing career with the Angels (1989-2000) after being selected by the organization in the 6th round of the 1988 June Draft.
- Posted a career .258 AVG in 1,086 ML games, earning an All-Star selection in 1995 and team MVP honors in 1998...Made 1,056 of his starts at SS and played no other position from 1992-2000.
- Was teammates with Chili Davis from 1989-90 and 1993-96, as well as with John Farrell from 1993-94...Played with Ruben Amaro Jr. at 3 levels of the Angels organization: Double-A Midland (1989), Triple-A Edmonton (1990-91), and with the ML club (1991)...Started in the infield with Amaro as September call-ups in 1991 on 10/4 and 10/5 vs. KC.
- After missing most of the 2000 season and all of 2001 due to injury, his final season as a player came in 2002 when he appeared in 35 games with Pawtucket.

Personal

- Full name is Gary Thomas DiSarcina.
- Born in Malden, MA...Attended Billerica Memorial High School and the University of Massachusetts Amherst.
- Inducted into the UMass Athletic Hall of Fame in 2005...Batted .336 in 3 seasons with the Minutemen (1986-88)...Left with the school's single-season records for hits (74 in 1988), at-bats (202 in 1988), and total bases (108 in 1988).
- After retiring as a player, operated the DiSarcina Baseball Academy in his hometown of Billerica, MA.
- Served as an analyst for NESN's pre- and post-game Red Sox coverage from 2005-06.
- Resides in Boston, MA with his 2 children, Carlee and Gary Jr.

Gary DiSarcina's Major League Record

YEAR	CLUB	AVG	G	AB	R	H	2B	3B	HR	RBI	SH	SF	HB	BB	SO	SB	CS	E
1989	CALIFORNIA		2	0	0	0	0	0	0	0	0	0	0	0	0	0	0	0
1990	CALIFORNIA	.140	18	57	8	8	1	1	0	0	1	0	0	3	10	1	0	4
1991	CALIFORNIA	.211	18	57	5	12	2	0	0	3	2	0	2	3	4	0	0	4
1992	CALIFORNIA	.247	157	518	48	128	19	0	3	42	5	3	7	20	50	9	7	25
1993	CALIFORNIA	.238	126	416	44	99	20	1	3	45	5	3	6	15	38	5	7	14
1994	CALIFORNIA	.260	112	389	53	101	14	2	3	33	10	2	2	18	28	3	7	9
1995	CALIFORNIA	.307	99	362	61	111	28	6	5	41	7	3	2	20	25	7	4	6
1996	CALIFORNIA	.256	150	536	62	137	26	4	5	48	16	1	2	21	36	2	1	20
1997	ANAHEIM	.246	154	549	52	135	28	2	4	47	8	5	4	17	29	7	8	15
1998	ANAHEIM	.287	157	551	73	158	39	3	3	56	12	3	8	21	51	11	7	14
1999	ANAHEIM	.229	81	271	32	62	7	1	1	29	9	1	2	15	32	2	2	15
2000	ANAHEIM	.395	12	38	6	15	2	0	1	11	2	0	1	1	3	0	1	5
Major League Totals		.258	1086	3744	444	966	186	20	28	355	77	21	36	154	306	47	44	131

43 DANA LeVANGIE

BULLPEN COACH



Opening Day Age: 47

Born: 8/11/1969 in Brockton, MA

Resides: East Bridgewater, MA

MLB Coaching Career: Bullpen Coach,
Boston Red Sox (2013-present)

Coaching Career

- Enters his 5th season as Red Sox Bullpen Coach...Named to that position on 2/5/13.
- Also serves as the club's catching coordinator and assists in advance scouting.
- Has spent entire 26-year professional baseball career in the Red Sox organization, including his playing career...2013 marked his 1st season on the ML coaching staff.
- Since 2014, Boston catchers rank 5th in the majors with a caught stealing rate of 30.1% (95 CCS, 221 SB)... Among active players with at least 100 games at catcher, Boston's Christian Vazquez (44.2%) and Sandy Leon (41.8%) are the only 2 with a caught stealing % of at least 40.0.
- Red Sox catchers in 2016 threw out 31 of 90 attempted base stealers (34.4%), marking the 4th-best caught stealing percentage in the majors...Sox catchers allowed a major league-low 19 stolen bases from 7/9 through the remainder of the season.
- In 2016, Boston relievers set a franchise record with 507 SO (previous: 479 in 2011)...Boston's bullpen ranked 2nd in the majors with a 1.81 ERA (17 ER/84.1 IP) from 9/1 through the remainder of the season...Sox relievers also had MLB's lowest opponent OPS (.572) and the AL's lowest opponent AVG (.198) in that time.
- Was named interim bench coach for the Red Sox on 8/19/15 while John Farrell was on medical leave.
- Spent 7 seasons from 2006-12 as a major league advance scout for the Red Sox...Served as a pro scout for the Sox in 2005...Held the position of bullpen catcher for 8 years from 1997-2004.

Playing Career

- Selected by BOS in the 14th round of the 1991 June Draft...The former catcher played 6 seasons in the Red Sox minor league system...Reached the Triple-A level with Pawtucket in 1995.

Personal

- Full name is Dana Alan LeVangie.
- Married to Traci...The couple has a son, Liam (16), and daughter, Avery (13).
- Graduated in 1987 from Whitman-Hanson (MA) High School, where he also played football and wrestled.
- Attended both Cape Cod Community College (1987-89) and American International College in Springfield, MA (1989-91)...Hit .473 (13 HR, 87 RBI) in 42 games his senior year...Named the 1991 Division II Northeast Player of the Year and earned Northeast-10 Player of the Year honors that year...Played in the 1991 New England College All-Star Game at Fenway Park.
- Is a member of the American International College Athletic Hall of Fame...In 2011, was elected to the Northeast-10 Baseball Hall of Fame.

57 VICTOR RODRIGUEZ

ASSISTANT HITTING COACH



Opening Day Age: 55

Born: 7/14/1961 in New York, NY

Resides: Fort Myers, FL

MLB Coaching Career: Assistant Hitting Coach,
Boston Red Sox (2013-present)

Coaching Career

🔥 Begins his 5th season as Boston's Assistant Hitting Coach...Was named to that position on 11/30/12...The 2017 season will mark his 23rd year in the Red Sox organization (1995-2017).

🔥 In his 4 seasons with the Red Sox combined (2013-16), BOS leads the majors in runs (3,113), OBP (.335), doubles (1,282), and pitches per plate appearance (3.99), and also paces the AL in XBH (2,059).

🔥 Along with Hitting Coach Chili Davis, helped the 2016 Red Sox lead the majors in runs (878), AVG (.282), OBP (.348), SLG (.461), OPS (.810), and doubles (343)...Opposing pitchers recorded only 54 quality starts against the Sox, the fewest in the majors...The Sox also posted MLB's highest AVG, OBP, SLG, and OPS with 2 strikes (.209/.277/.324/.601) and with 2 outs (.276/.354/.454/.808).

🔥 The 2016 Sox featured 3 players with 100+ RBI, 3 with 100+ runs, 6 with 30+ doubles, and 5 with 20+ HR...Several Red Sox saw an increase in AVG from 2015 to 2016, including Dustin Pedroia (.291 to .318), Mookie Betts (.291 to .318), David Ortiz (.273 to .315), Hanley Ramirez (.249 to .286), Jackie Bradley Jr. (.249 to .267), Sandy Leon (.184 to .310), and Chris Young (.252 to .276).

🔥 Served as Assistant Hitting Coach for the 2014 AL All-Stars on 7/15 at MIN.

🔥 Named 2014 "Man of the Year" by the BoSox Club on 9/24...The award is given annually to a deserving team member recognizing not only their contribution to the success of the team on the field, but also for their cooperation and efforts in community endeavors.

🔥 In 2013, along with then-hitting coach Greg Colbrunn, worked with Red Sox batters who led the majors in runs (853), RBI (819), SLG (.446), OBP (.349), OPS (.795), total bases (2,521), extra-base hits (570), and doubles (363)...The Sox were also 2nd in MLB in AVG (.277) and hits (1,566), and 3rd in walks (581).

🔥 From 2007-12, served as the Red Sox' minor league hitting coordinator, a position he also held in 2002...For 3 seasons (2004-06) was the club's Latin field coordinator...Was a minor league hitting instructor in 2003.

🔥 Was a hitting coach in the Red Sox system for 6 years, with stints at High-A Sarasota (1996-98), Rookie-level Gulf Coast League (1999, 2001), and Single-A Augusta (2000).

🔥 Began his coaching career in the Red Sox organization in 1995 after playing in 31 games with Triple-A Pawtucket.

RED SOX OFFENSIVE TOTALS, 2013-16

Stat	MLB Rank
3,113 runs	1st
.335 OBP	1st
1,282 doubles	1st
3.99 pitches/PA	1st
2,059 XBH	2nd (1st in AL)
2,152 BB	2nd
.267 AVG	3rd
.758 OPS	3rd

Playing Career

🔥 Signed by BAL in 1977 at the age of 15...Played for parts of 19 pro seasons in the Orioles (1977-84), Padres (1985), Cardinals (1986-87), Twins (1988-91), Phillies (1992-93), Marlins (1994), and Red Sox (1995) organizations.

🔥 An infielder, appeared in 17 ML games over stints with BAL (1984) and MIN (1989) and hit .429 (12-for-28).

🔥 In 1,759 minor league games, batted .295 (1,905-for-6,468) with 102 HR and 774 RBI...Received the Clyde Klutzz Orioles Organization Player of the Year Award in 1981.

Personal

🔥 Full name is Victor Manuel Rodriguez.

🔥 Married to Elba...The couple has 2 sons, Victor Jr., a scouting supervisor for the Tampa Bay Rays, and Miguel, who was selected by the Red Sox in the 36th round of the 2012 June Draft as a catcher...Has 1 grandson, Manny.

🔥 Attended Naguabo High School in Puerto Rico.

Victor Rodriguez's Major League Record

YEAR	CLUB	AVG	G	AB	R	H	2B	3B	HR	RBI	SH	SF	HB	BB	SO	SB	CS	E
1984	BALTIMORE	.412	11	17	4	7	3	0	0	2	0	0	0	0	2	0	0	1
1989	MINNESOTA	.455	6	11	2	5	2	0	0	0	0	0	0	0	1	0	0	1
Major League Totals		.429	17	28	6	12	5	0	0	2	0	0	0	0	3	0	0	2

54 CARL WILLIS

PITCHING COACH



Opening Day Age: 56

Born: 12/28/1960 in Danville, VA

Resides: Durham, NC

MLB Coaching Career: Pitching Coach, Cleveland Indians (2003-09); Pitching Coach, Seattle Mariners (August 2010-13); Pitching Coach, Boston Red Sox (May 2015-present)

Coaching Career

🔥 Hired as Red Sox pitching coach on 5/9/15...Filled the vacancy left when Juan Nieves was relieved from his duties as pitching coach on 5/7/15...Began 2015 as pitching coach for the Indians' Triple-A Columbus Clippers.

🔥 Entering his 14th year as a ML pitching coach between Cleveland (2003-09), Seattle (Aug. 2010-13), and Boston (2015-16).

🔥 4 pitchers have won Cy Young Awards with Willis as their pitching coach: CC Sabathia (2007), Cliff Lee (2008), Felix Hernandez (2010), and Rick Porcello (2016).

🔥 In his first full season as Red Sox Pitching Coach in 2016, Boston led the AL with 9 complete games, 2nd-most in MLB behind only SF (10) and the most by any Boston club since 1996 (17).

🔥 Red Sox pitchers in 2016 allowed the fewest HR in the AL (176), after surrendering the 4th-most in 2015 (178)...Boston's pitching staff also posted the AL's lowest opponent SLG (.397) in 2016.

🔥 Red Sox pitchers set a single-season franchise record with 1,362 SO in 2016 (previous: 1,294 in 2013)...Boston set franchise records for most strikeouts recorded by relievers (507 – previous: 479 in 2011) and by starters (855 – previous: 833 in 2010).

🔥 The Red Sox ranked 9th in the majors and 4th in the AL with a 4.00 ERA in 2016, after ranking 25th in MLB and 14th in the AL in 2015 (4.31)...Boston's starters posted a 3.56 ERA from 7/9 through the remainder of the season, lowest in the AL and 2nd-lowest in the majors behind only CHC (2.95)...Red Sox starters also led the majors in innings pitched in that span (473.1).

🔥 The Red Sox also saw improvements from 2015 to 2016 in SO/9.0 IP (7.6 in 2015, 8.5 in 2016), WHIP (1.36, 1.27), save % (66.7, 70.5), quality starts (80, 87), opponent AVG (.264, .246), opponent OBP (.327, .313), opponent SLG (.424, .397), and opponent OPS (.751, .710).

🔥 During his 7-year stint with the Indians from 2003-09, Cleveland walked the 3rd-fewest batters in the AL (3,374) and induced the 2nd-most GIDPs (991)...The 2005 Indians led the AL in ERA (3.61) and WHIP (1.22).

🔥 Began 2010 as Mariners minor league pitching coordinator...On 8/9/14 joined Seattle's ML staff, where he remained as pitching coach through 2013...From 2010-12, Seattle finished 3rd (3.93), 6th (3.90), and 4th (3.76) in ERA among AL teams.

🔥 Began coaching career with 13 seasons in the Indians organization from 1997-2009...Worked his way up from Short-A Watertown (1997) and Rookie-level Burlington (1998) to Single-A Columbus (1999), Double-A Akron (2000), and then Triple-A Buffalo (2001-02)...In 2003, took over as the club's ML pitching coach.

🔥 Was with Cleveland during John Farrell's stint as the team's Director of Player Development, November 2001-06.

🔥 Rejoined the Indians as a special assistant to baseball operations in 2014...Returned to duties as a pitching coach for Triple-A Columbus to begin 2015.

CY YOUNG AWARD WINNERS UNDER CARL WILLIS

Pitcher	Team	Year
CC Sabathia	CLE	2007
Cliff Lee	CLE	2008
Felix Hernandez	SEA	2010
Rick Porcello	BOS	2016

RED SOX PITCHING STATS, 2015-16

(Willis hired on 5/9/15)

Stat	2015	2016
ERA	4.31	4.00
Opp. AVG	.264	.246
Opp. OPS	.751	.711
SO	1,218	1,362
WHIP	1.36	1.27
Quality Starts	80	87

Carl
Willis

Carl Willis, Continued

Playing Career

- Right-hander had a 9-year ML career...Pitched on 2 teams that went on to win the World Series (1984 Tigers and 1991 Twins)...Was teammates with Chili Davis in MIN from 1991-92.
- Went 22-16 with 13 saves and a 4.25 ERA (184 ER/390.0 IP) in 267 ML games (2 starts) between the Tigers (1984), Reds (1984-86), White Sox (1988), and Twins (1991-95).
- From 1991-93, went 18-6 with a 2.78 ERA (70 ER/226.1 IP) in 152 appearances, all in relief.
- Posted career bests in wins (8-3) and ERA (2.63) over 40 games with the 1991 Twins...Helped MIN to that year's World Series title with a 2.92 ERA (4 ER/12.1 IP) over 7 relief appearances in the postseason.
- Selected by Detroit in the 23rd round of the 1983 June Draft out of the University of North Carolina-Wilmington.

Personal

- Full name is Carl Blake Willis.
- Married to Rachel...Has a daughter, Ally, and 2 sons, Daniel and Bryson...Has 1 grandson, Luke.
- Is a 1979 graduate of Piedmont Academy in Providence, NC where he played baseball and basketball.
- Earned a bachelor's degree in park and recreation management at the University of North Carolina-Wilmington...Played 4 years of baseball for the Seahawks and was inducted into the school's Athletic Hall of Fame in 1998.
- His uncle, Paul Willis, pitched in the New York Giants' system in the 1950s.

Carl Willis' Major League Record

YEAR	CLUB	W-L	ERA	G	GS	CG	SHO	SV	IP	H	R	ER	HR	HB	BB	SO	WP	BK
1984	DETROIT	0-2	7.31	10	2	0	0	0	16.0	25	13	13	1	0	5	4	0	0
	CINCINNATI	0-1	3.72	7	0	0	0	1	9.2	8	4	4	1	0	2	3	0	0
1985	CINCINNATI	1-0	9.22	11	0	0	0	1	13.2	21	18	14	3	0	5	6	1	0
1986	CINCINNATI	1-3	4.47	29	0	0	0	0	52.1	54	29	26	4	1	32	24	3	1
1988	CHICAGO (AL)	0-0	8.25	6	0	0	0	0	12.0	17	12	11	3	0	7	6	2	0
1991	MINNESOTA	8-3	2.63	40	0	0	0	2	89.0	76	31	26	4	1	19	53	4	1
1992	MINNESOTA	7-3	2.72	59	0	0	0	1	79.1	73	25	24	4	0	11	45	2	1
1993	MINNESOTA	3-0	3.10	53	0	0	0	5	58.0	56	23	20	2	0	17	44	3	0
1994	MINNESOTA	2-4	5.92	49	0	0	0	3	59.1	89	48	39	6	0	12	37	5	0
1995	MINNESOTA	0-0	94.50	3	0	0	0	0	0.2	5	7	7	0	0	5	0	0	0
Major League Totals		22-16	4.25	267	2	0	0	13	390.0	424	210	184	28	2	115	222	20	3

Major League Personnel



Jack McCormick, Senior Director, Team Travel

Jack McCormick is in his 29th season with the Red Sox organization, his 22nd as Senior Director, Team Travel since being appointed to that position in 1996. He is responsible for arranging all of the major league club's travel plans and accommodations during spring training, the regular season, and in the postseason. Jack also coordinates the Children's Hospital Golf Tournament in Fort Myers each spring.

McCormick won the 2004 Donald Davidson Memorial Award as MLB's top traveling secretary. He previously served as the Red Sox manager of food and beverage and manager of the old 600 Club at Fenway Park. A Boston native, McCormick attended Boston State College as an undergraduate and holds a master's degree from Anna Maria College in Paxton, MA.



Tom McLaughlin, Home Clubhouse Manager

Tom McLaughlin is in his 6th season as the Red Sox Home Clubhouse Manager after being in charge of the visiting clubhouse at Fenway Park from 1992-2011. He was named the 2013 Pete Sheehy Clubhouse Award recipient as voted on by the Major League Baseball Clubhouse Managers Association. As the Visiting Clubhouse Manager, McLaughlin had assisted in the home clubhouse and also ran the visiting clubhouse during spring training in Fort Myers, FL. McLaughlin began his tenure with the Red Sox as a batboy in the visiting clubhouse in 1986 and served as a clubhouse assistant from 1988-91.

Born and raised in Boston, McLaughlin attended St. John Don Bosco High School.



Edward "Pookie" Jackson, Equipment Manager

Edward "Pookie" Jackson enters his 6th season as Equipment Manager after being promoted to the position to start the 2012 season. He had previously served as the Assistant Equipment Manager since 2005. Jackson has spent 18 years in the Red Sox organization, beginning in 1994 as a clubhouse attendant for the minor leagues at spring training in Fort Myers, FL. At the conclusion of that spring, he was named the clubhouse manager for the Utica Blue Sox and was promoted to clubhouse attendant for the major league club in spring training of 1995.

Jackson lives in West Roxbury, MA with daughters, Ashlyn and Sydney, and son, Blair.



Joe Cochran, Visiting Clubhouse Manager

Joe Cochran returned to the position of Visiting Clubhouse Manager in 2012, a role he previously held from 1990-91. From 1992-2011, Cochran served as the Equipment and Home Clubhouse Manager for the Red Sox. Cochran joined the organization in 1984 and worked for team Supervisor of Grounds and Maintenance Joe Mooney through 1989. He was the recipient of the 2004 Tommy McCarthy Good Guy Award from the Boston BBWAA chapter. Cochran attended the Pomfret School, Worcester Academy, and the University of Maine at Orono. A native of South Yarmouth, MA, Joe and his wife, Marcy, live in Chelsea, MA.



Billy Broadbent
Video Coordinator



Mike Brenly
Bulpen Catcher



Mani Martinez
Bulpen Catcher



Erin Cox
Executive Assistant,
Baseball Operations



Alex Gimenez
Assistant,
Baseball Operations



Mike Regan
Assistant Director,
Baseball Administration

Major League Personnel, Continued



Pedro Martinez, Special Assistant to the President of Baseball Operations

Pedro Martinez was named Special Assistant in January 2013. On July 26, 2015, the three-time Cy Young Award winner and eight-time All-Star was inducted into the National Baseball Hall of Fame in his first year of eligibility. The following week he was honored with a two-day, two-language tribute at Fenway Park to celebrate the retirement of his uniform number (45).

In his role with the Red Sox, Martinez assists President of Baseball Operations Dave Dombrowski in a variety of areas of major league operations including the evaluation, mentorship, and instruction of young players throughout both spring training and the regular season.

A veteran of 18 major league seasons, Martinez, 45, spent seven years with the Red Sox from 1998-2004 in which he went 117-37 with a 2.52 ERA in 203 games. In addition to owning the franchise's highest career win percentage at .760, he ranks third in Red Sox history in strikeouts (1,683), sixth in wins, and seventh in ERA. Inducted into the Red Sox Hall of Fame in August of 2014, Martinez was an integral part of the 2004 Red Sox club that brought a World Series title to Boston for the first time since 1918.

Over his entire major league career, Martinez posted a record of 219-100 with a 2.93 ERA in 476 games for the Dodgers (1992-93), Expos (1994-97), Red Sox, Mets (2005-08) and Phillies (2009). He led all major league pitchers in ERA on five occasions, which included four of his first five seasons in Boston, in addition to 1997 with Montreal. He topped all American League pitchers in strikeouts in three years, all with the Red Sox: 1999 (313), 2000 (284) and 2002 (239). Born in Manoguayabo in the Dominican Republic, Martinez is the country's all-time leader in winning percentage (.687) and strikeouts (3,154), and ranks second only to Hall of Famer Juan Marichal, the only other Dominican-born Hall of Famer, in ERA.



Jason Varitek, Special Assistant to the President of Baseball Operations

Jason Varitek was named Special Assistant in September 2012. In his role, the two-time World Champion with the Red Sox in 2004 and 2007 assists President of Baseball Operations Dave Dombrowski in major league personnel decisions, evaluations, and the mentorship and instruction of young players.

Over the course of his 15-year major league career (1997-2011), which was spent entirely with Boston, Varitek, 44, appeared in 1,546 games for the Red Sox, 10th-most in club history, and holds the franchise record for games caught with 1,488. Following Hall of Famers Carl Yastrzemski (23 seasons), Ted Williams (19 seasons) and Jim Rice (16 seasons), Varitek is the fourth-longest tenured Red Sox player ever to have never appeared for another major league club. Selected as the 18th full-time captain in Red Sox history on December 24, 2004, Varitek was the first major league catcher to catch four no-hitters (matched in 2015 by Carlos Ruiz).

A three-time American League All-Star, Varitek was inducted into the Red Sox Hall of Fame in May 2016. He finished his major league career with a .256 batting average with 193 home runs and 757 RBI. He ranks second all-time in club history in postseason games (63), at-bats (228), runs scored (37) and hits (54), and is tied for second in home runs (11) and third in RBI (33). Varitek became the first Boston catcher ever to win a Silver Slugger Award in 2005, the same year in which he won a Gold Glove Award.

Jason lives in Suwanee, GA with his wife, Catherine, and daughters, Alexandra, Kendall, Caroline and Liv.

Zack Scott, Vice President, Baseball Research & Development - See Page 33

BASEBALL RESEARCH & DEVELOPMENT



Spencer Bingol
Baseball Research &
Development Analyst



Eric Edvalson
Sr. Baseball Systems
Developer



Ethan Faggett
Assistant Director,
Baseball Systems



Mike Ganley
Sr. Baseball Systems
Development Lead



Fred Hubert
Sr. Baseball Systems
Developer



Joe McDonald
Baseball Operations
Analyst



Shawn O'Rourke
Coordinator, Baseball
Systems Development



Greg Rybarczyk
Baseball Operations
Analyst

Major League
Personnel

Sports Medicine Service



Brad Pearson, MS, ATC, CSCS, Director of Sports Medicine Service and Head Athletic Trainer

Brad Pearson begins his 1st season as Director of Sports Medicine Service and his 2nd season as Head Athletic Trainer. 2017 marks his 15th year with the organization, as he previously served as the club's Assistant Athletic Trainer from 2012-15 and Minor League Athletic Training Coordinator for 2009-11. Pearson joined Boston's system as an athletic training intern with the Rookie-level Fort Myers team in 2001 and also has 5 years of experience as a minor league athletic trainer for Red Sox affiliates in Augusta (2004), Greenville (2005), Wilmington (2006), and Portland (2007-08). Prior to joining the Red Sox organization, he worked as Head Baseball Trainer at the University of Massachusetts (2002-03) and at the College of the Holy Cross (2000-02). The Ludlow, VT native earned a bachelor of science degree in athletic training from Springfield College and a master's degree in exercise science from the University of Massachusetts.

Pearson lives in Boston with his wife, Candace.



Dr. Laurence J. Ronan, Medical Director

Dr. Laurence J. Ronan, a staff physician at Massachusetts General Hospital, enters his 5th season as Medical Director for the Red Sox Sports Medicine Services department and continues as Head Team Internist, a position he has held since 2005. He graduated from Harvard College (1978) and Harvard Medical School (1987), then did his internship and residency training in internal medicine and pediatrics (1991) at Massachusetts General Hospital. He is board certified in Internal Medicine.

Dr. Ronan has served as director of residency training for the MGH and Harvard Combined Medicine/Pediatrics Training Programs (1992-2002). He has served on a number of boards including Partners HealthCare, Inc. and the Massachusetts General Physicians Organization. Dr. Ronan is the author of articles, textbook chapters, and a book on primary care related issues.

Dr. Ronan is a member of the American College of Physicians and the Association of Major League Baseball Team Physicians. He serves as the Director of the Thomas S. Durant Fellowship in Refugee Medicine and is Senior Adviser to the Red Sox/Mass General Hospital Home Base Program for Veterans as well as the Center for the Integration of Medicine and Innovative Technology.

Sports Medicine Service, Continued




Dr. Peter Asnis, Head Team Orthopedist

Dr. Peter Asnis begins his 6th season as the Red Sox Head Team Orthopedist after serving as a Team Physician from 2005-11. He is also the Head Team Physician for the NHL's Boston Bruins and a Team Physician for the NFL's New England Patriots.

Dr. Asnis serves as the Chief of the MGH Sports Medicine Service. An Instructor of Orthopaedic Surgery at Harvard Medical School, he is a Fellow of the American Academy of Orthopaedic Surgeons as well as a Member of the American Orthopaedic Society for Sports Medicine. Additionally, he is a member of the Team Physician Societies for MLB, the NFL, and the NHL.

Dr. Asnis earned his undergraduate degree cum laude in biology at Harvard College and his MD from Cornell University Medical School with Honors in Research. After finishing a general surgery internship at New York Presbyterian Hospital, he completed his orthopaedic residency at the Hospital for Special Surgery in New York where he was awarded the Jean C. McDaniel Resident Teaching and Leadership Award. Dr. Asnis completed a fellowship in Orthopaedic Sports Medicine at Massachusetts General Hospital, and following his fellowship he joined the MGH staff.

Dr. Asnis and his wife, Brooke, have a son, Owen (16), and twin daughters, Caitlin and Sydney (14).



Paul Buchheit, Assistant Athletic Trainer


Paul enters his 2nd season as Assistant Athletic Trainer for the Red Sox after serving as Head Minor League Medical Coordinator from 2014-15. He previously served as Athletic Training Coordinator from 2012-13 after spending 2 seasons as Portland's athletic trainer from 2010-11. He also served in the same capacity for the Salem Red Sox in 2009 and the Greenville Drive for 3 seasons from 2006-08. He previously served as an intern with the Lowell Spinners in 2005 and with the Sarasota Red Sox in 2004.

Buchheit graduated from Buena Vista (IA) University and received his master's degree in Athletic Training from the University of Northern Iowa. He is athletic trainer certified and a certified strength and conditioning specialist. Paul and his wife, Allison, live in Fort Myers, FL with their two sons, Hayden and Noah.



James Creps, PT, DScPT, OCS, CMPT Senior Major League Physical Therapist

Jamie enters his 1st season with the Red Sox in their Sports Medicine Service department. Prior to joining the organization, Jamie owned a private physical therapy practice and served as an Associate Professor in the Physical Therapy Program for the University of Michigan. In addition to that role, he developed and administered the Orthopedic Physical Therapy Residency Program at MedSport, the University of Michigan's premier sports medicine facility. Jamie is a board certified Orthopedic Clinical Specialist through the American Physical Therapy Association, and a certified Manual Physical Therapist through the North American Institute of Orthopedic Manual Therapy. He and his wife, Sandy, reside in Brookline, MA.



Jon Jochim, Assistant Athletic Trainer

2017 will mark Jon's 15th season in the Red Sox system and his 1st season as Assistant Athletic Trainer for the major league club. He spent 7 consecutive years serving as Athletic Trainer for Pawtucket, where he was named International League Athletic Trainer of the Year in 2016. He previously held the same position for the Portland Sea Dogs in 2009 and for the Lancaster JetHawks from 2007-08, where in 2007 he was named California League Trainer of the Year. He also served as the Gulf Coast League Red Sox athletic trainer in 2006 and spent 2 seasons as the athletic trainer for the Lowell Spinners (2004-05) while serving as the assistant minor league training coordinator.

Jon was an intern for the GCL Red Sox in 2003, and prior to joining the Red Sox organization was an athletic trainer for the Harlem Globetrotters basketball team.



Kiyoshi Momose, MA, CSCS, Head Strength and Conditioning Coach

Kiyoshi Momose begins his 2nd season as Strength and Conditioning Coach for the Red Sox after 15 years (2001-15) in the Pittsburgh Pirates organization in a variety of roles, most recently as Strength and Conditioning Specialist at the major league level. In addition to working with the big league club, Momose also oversaw the Pirates' strength and conditioning program at their academy in the Dominican Republic. A native of Nagano, Japan, Momose earned his bachelor's degree in physical education from Nippon College of Physical Education and his master's degree in exercise physiology from the University of Central Florida. Momose, who is fluent in Japanese, English, and Spanish, served as strength and conditioning coach for the team of MLB stars managed by Red Sox skipper John Farrell that played in the Japan All-Star Series in November 2014. Momose began his baseball career as an intern in the Tampa Bay Rays minor league system.



Russell Nua, LMT, Massage Therapist

Russell begins his 14th season with the Red Sox as a massage therapist, a position he has held across Major League Baseball for over 20 years. Before joining the Red Sox he worked with the Arizona Diamondbacks. A member of Arizona's 2001 World Championship club, he has also been a part of the Red Sox 2004, 2007, and 2013 championship teams. Russell lives in Palm Springs, CA with wife, Georgia, and his son, Jed, and maintains a private practice working with polo players and their horses in the offseason.



Mike Roose, MS, CSCS, Assistant Strength and Conditioning Coach

Mike begins his 2nd season as Assistant Strength and Conditioning Coach. He spent 4 seasons as the Red Sox Minor League Strength and Conditioning Coordinator after serving as a strength and conditioning coach with Triple-A Pawtucket in 2010 and 2011. He started with the organization in 2009 as an intern with the Gulf Coast League Red Sox and graduated from Florida State University with a BS in Exercise Science that same year. Before attending Florida State, he operated in 4 combat tours throughout Iraq and Afghanistan with the United States Air Force.

In 2013, Mike completed his M.S. in Kinesiology from Georgia Southern University.



Masai Takahashi, MS, ATC, CSCS, Assistant Athletic Trainer

Masai Takahashi enters his 11th year as Assistant Athletic Trainer for the Red Sox after formerly serving as Head Athletic Trainer for the Portland Sea Dogs, the Double-A affiliate of the Red Sox in Portland, ME.

Takahashi and his wife, Ayumi, live in Southborough, MA with their sons, Kaisei, Shoei, and Kensei.



Adam Thomas, PT, DPT, SCS, ATC, Major League Physical Therapist

Adam begins his 2nd full season as physical therapist for the Red Sox, a role he began in September 2015. Prior to his time with the Red Sox, he spent 11 years teaching in the Department of Physical Therapy, Movement and Rehabilitation Sciences at Northeastern University and served as the athletic trainer and physical therapist for the Boston Cannons Professional Lacrosse Team and Team USA Lacrosse. Adam is a board certified sports clinical specialist physical therapist and certified athletic trainer and has practiced at Sports and Physical Therapy Associates in Boston, MA and South Shore Hospital Center for Orthopedics, Spine and Sports Medicine in Hingham, MA. Adam currently resides in Dorchester, MA.

Sports Medicine Service, Continued



Shinichiro Uchikubo, Massage Therapist

Shinichiro enters his 5th season as massage therapist for the team after beginning with the organization in 2013. He worked in the same capacity for the Texas Rangers (2011-12) and the Baltimore Orioles (2010-11). Shinichiro studied acupuncture and moxibustion at Kansai University of Health Sciences and worked as Japan's team trainer for the InterContinental Cup (2010) and the IBAF World Cup (2007), both held in Taiwan.

RED SOX PHYSICIANS



Dr. Eric Berkson



Dr. Ron Dixon



Dr. Jim Januzzi



Dr. Matt Liebman



Dr. Mark Price



Dr. Arun Ramappa



Dr. George Theodore



Dr. Frank Wang

ADDITIONAL SPORTS MEDICINE SERVICE STAFF



T.J. Hagan, DC
Chiropractor Consultant



Sean Hazzard, PA
Physician Assistant



Dr. Kelly McInnis



Glen Tobias,
Team Nutritionist



Elana Webb
Sports Medicine
Administrative Manager

Sports Medicine Service, Continued



Dr. Richard Ginsburg, PhD, Director, Behavioral Health Program


Dr. Richard Ginsburg begins his 3rd season as Director, Behavioral Health Program. In addition to his role with the Red Sox, Dr. Ginsburg serves as Co-Director of the Massachusetts General Hospital PACES Institute of Sport Psychology and Director of Psychological Services at the MGH for children Sports Concussion Clinic. He also serves as a staff psychologist of the Newton-Wellesley Hospital Child and Adolescent Psychiatry Program. Dr. Ginsburg is an assistant clinical professor of psychology at Harvard Medical School and MGH where he serves as a clinical psychologist and sport psychology consultant. A native of Baltimore, MD, Dr. Ginsburg originally joined the Red Sox as a consultant in 2013.



Laz Gutierrez, MA, Mental Skills Coordinator

Laz Gutierrez begins his 3rd season as Mental Skills Coordinator after spending 2 seasons as the Player Development Programs Coordinator, a position he was named to in December 2012. He previously served as an amateur scout for Southern and Northeast Florida beginning in 2006. Gutierrez also served as Short-A Lowell's pitching coach in 2007 and 2010. A former left-handed pitcher, he spent 3 seasons in the Detroit and San Diego minor league systems from 1998-2001. He was a 3-year baseball letterman at the University of Miami, where he studied History and International Studies and has his MA in Performance Psychology.


Laz and his wife, Jeanette, have a son, Matthew, and a daughter, Sophia.



Justin Su'a, MS, Mental Skills Coordinator

Justin Su'a begins his 3rd year with the Red Sox as Mental Skills Coordinator after serving as the Head of Mental Conditioning for IMG Academy in Bradenton, FL from 2013-14. Prior to that position, the native of Torrance, CA, worked as a Performance Enhancement Specialist in the United States Army-SAIC.

Su'a obtained his master's degree in Psycho-Social Aspect of Sport from the University of Utah in 2011. As an undergraduate, Su'a earned a degree from Brigham Young University in 2007, where he pitched on the baseball team and was named a Louisville Slugger Freshman All-American in 2001.



Adrien Tapia, Mental Skills Coordinator

Adrien Tapia enters his 1st season as Mental Skills Coordinator for the Red Sox. Tapia grew up in Maracaibo, Venezuela and Miami, FL before attending the University of Florida, where he earned his bachelor's in business administration specializing in sports management.

Since 2012, he has worked in fitness and wellness, owning and operating a CrossFit fitness studio in Miramar, FL. He is currently pursuing his master's in performance psychology from National University.

BEHAVIORAL HEALTH CONSULTANT DOCTORS



Dr. Mark Blais



Dr. Stephen Durant



Dr. Kevin Hill

SOMETHING FOR FANS TO CHEW ON **ALL SEASON LONG**

**LIVE LOOK-INS AND ANALYSIS ON MLB TONIGHT™
PLUS 5 LIVE GAMES EACH WEEK**



**OUR NATIONAL PASTIME
ALL THE TIME®**



TO FIND MLB NETWORK IN YOUR AREA, LOG ON TO MLBNETWORK.COM
© 2017 MAJOR LEAGUE BASEBALL PROPERTIES, INC. ALL RIGHTS RESERVED.



2017 RED SOX

The Red Sox acquired five-time All-Star Chris Sale from the Chicago White Sox on December 6, 2016

58 FERNANDO ABAD

LHP



Bats: Left • **Throws:** Left • **Height:** 6-3 • **Weight:** 225
Opening Day Age: 31 • **MLB Service:** 5 years, 73 days
Born: 12/17/1985 in La Romana, DR
Resides: La Romana, DR
Acquired: From Minnesota in exchange for RHP Pat Light on 8/1/2016
Contract Status: Signed through 2017

Career Highlights

- Enters his 8th ML season and 1st full year with BOS after being acquired from MIN on 8/1/16.
- Named to the Dominican Republic's roster for the 2017 World Baseball Classic as a designated pool pitcher.
- Spent his first 10 professional seasons in the Astros organization (2003-12)...Has made 315 ML appearances for HOU (2010-12), WSH (2013), OAK (2014-15), MIN (2016), and BOS (2016).
- His 188 appearances since 2014 are 9th-most among AL pitchers and 3rd-most among AL left-handers, trailing only Zach Britton (204) and Andrew Miller (203)...Has held opponents to a .218 AVG (119-for-547) in that time, with LHH batting .214 (56-for-262) and RHH batting .221 (63-for-285).
- In 103 career day games, has posted a 2.48 ERA (25 ER/90.2 IP) and a .202 opponent AVG (66-for-326).

2016: Split the season between MIN and BOS, posting a 3.66 ERA (19 ER/46.2 IP) in 57 games.

- Allowed 0 runs in 42 of his 57 appearances (74%).
- Held lefties to a .195 OBP, the lowest mark in the AL and 3rd-lowest in the majors (min. 75 LHH faced)...Lefties hit .153 (11-for-72) against him, the 10th-lowest mark among ML pitchers (min. 75 LHH faced) and 3rd-lowest in the AL behind teammates Koji Uehara (.139) and Craig Kimbrel (.145).

- Appeared in 55+ games for the 3rd straight season.

- Opened the year with MIN and went 1-4 with 1 save and a 2.65 ERA (10 ER/34.0 IP) in 39 appearances for the Twins.

- Each of his first 9 appearances of the season was scoreless (9.1 IP)...Did not allow an earned run over his first 13 appearances (12.0 IP); 1st ER allowed came in his 14th appearance on 5/6 at CWS.

- Overall, allowed only 2 runs (1 ER) over his first 23 games of the season through 5/29 (0.47 ERA, 19.1 IP)...Held opponents to a .197 AVG (13-for-66) in that span.

- Posted a 2.83 ERA (9 ER/28.2 IP) in 34 games prior to the All-Star break.

- Traded to the Red Sox in exchange for RHP Pat Light on 8/1...Was 0-2, 6.39 ERA (9 ER/12.2 IP) in 18 games for BOS.

- Made his Red Sox debut on 8/2 at SEA...Took the loss and was charged with a blown save that night.

- From 8/3 through the remainder of the season, allowed only 2 hits in 22 at-bats (.091 AVG) with 12 SO against left-handed hitters (both singles)...Held lefties to a .130 AVG (3-for-23) with BOS.

- Earned his 1st of 2 holds with BOS on 8/15 at CLE, stranding the tying run in the 8th in a 3-2 win.

- Made 3 regular season appearances for Este in the Dominican Winter League (3.0 IP, 2 H, 0 ER)...Also pitched in the postseason for Aguilas, allowing 0 ER in 9 of his 10 outings (7.2 IP, 6 H, 3 ER, 3 BB, 10 SO).

2015: Made OAK's Opening Day roster for the 2nd straight season and pitched in a team-high 62 games.

- Posted a 7.36 ERA (9 ER/11.0 IP) in his first 20 games through 5/19, a 0.83 ERA (2 ER/21.2 IP) in his next 23 games through 8/9, and a 6.60 ERA (11 ER/15.0 IP) in his final 19 games.

- Held opponents to a .167 AVG (5-for-30) with RISP and 2 outs.

- Inherited 46 runners (13 scored), tied for 5th-most in the AL.

2014: Set a career high with 69 appearances for OAK in his 1st full ML season.

- Ranked among AL relievers in ERA (5th, 1.57), opponent SLG (7th, .253), and percentage of inherited runners scored (3rd, 13.2%).

- Struck out 35 of 100 lefties faced, holding them to a .191 AVG (17-for-89)...Held RHH to a .162 AVG (17-for-105).

- Held opponents scoreless over his first 14 games...Began the season with a career-high 14.1-inning scoreless streak and matched it with another 14.1 scoreless innings from 7/27-9/20.

- Also started the season with a 33-game, 27.2-inning homerless streak before surrendering two 9th-inning HR on 6/16 vs. TEX.

- Allowed only 2 hits in his first 16 games through 5/12 (2-for-47, .043 AVG).

ABAD VS. LEFT-HANDED HITTERS IN 2016

Stat	AL Rank
.153 opponent AVG	3rd
.195 opponent OBP	1st
.264 opponent SLG	11th
.459 opponent OPS	3rd
Min. 75 LHH faced	

Fernando Abad, Continued

👉 Dealt the loss on 5/27 vs. DET, extending his losing streak to 15 games dating back to 4/9/11...The losing streak was the longest by a ML pitcher since NYM's Anthony Young from 5/6/92-7/24/93 (27 straight losses)...Snapped the losing streak with a scoreless 10th inning on 6/6 vs. BAL.

👉 Did not allow an earned run in 46 of his final 50 appearances (starting 5/18), posting a 1.12 ERA over that span and holding opponents to a .197 AVG.

POSTSEASON: Retired the only batter he faced in the Wild Card game at KC on 9/30, getting Alex Gordon to foul out with runners on 1st and 3rd and 1 out in the 12th inning.

2013: Made his Nationals debut with 39 relief appearances, posting a 3.35 ERA (14 ER/37.2 IP).

👉 Began the season at Triple-A Syracuse and went 1-0 with a 1.06 ERA in 17 relief appearances.

👉 Promoted to WSH on 5/21...Began Nationals career with a 10-game scoreless streak (8.2 IP) from 5/25-6/11.

👉 Recorded a 1.46 ERA in 12 June games and a 1.86 ERA in 10 July games.

👉 Posted a 1.83 ERA in 20 appearances before the All-Star Break.

👉 Made 8 relief appearances for Este in the Dominican Winter League following the season.

2012: Made HOU's Opening Day roster for the 2nd consecutive season...Was his 10th and final season in the Astros organization.

👉 Went 0-6 with a 6.45 ERA in 6 starts for the Astros and posted a 3.80 ERA in 31 relief appearances.

👉 Appeared in 2 ML games before being optioned to Oklahoma City on 4/9.

👉 Recalled by HOU on 4/27...On the 15-day disabled list from 5/26-6/14 with a right intercostal strain.

👉 Signed by WSH as a minor league free agent on 11/19.

2011: Made HOU's Opening Day roster for the 1st time.

👉 Recorded 1st ML win on 4/7 at CIN, pitching 1.1 scoreless innings.

👉 Optioned to Triple-A Oklahoma City on 5/17...Returned to the Astros on 6/16.

👉 On the 15-day disabled list from 7/3-29 with left shoulder tendinitis.

👉 Following the season, went 1-1 with a 2.25 ERA in 4 starts for Este in the Dominican Winter League.

2010: Made big league debut with HOU and posted a 2.84 ERA (6 ER/19.0 IP) in 22 relief appearances over 2 ML stints...Held opponents to a .200 AVG (14-for-70).

👉 Made his ML debut on 7/28 vs. CHC, tossing 1.0 scoreless inning with 1 hit and 1 BB.

👉 Recorded 1st ML strikeout on 8/20 at FLA, fanning Mike (Giancarlo) Stanton.

👉 Went 3-0 with a 2.38 ERA in 10 games (6 starts) with Este in the Dominican Winter League following the season.

2009: Spent the majority of the season with High-A Lancaster, leading the club with 6 saves.

👉 Named Lancaster's Pitcher of the Month in May, going 1-0 with a 1.06 ERA and 1 save in 7 games.

👉 Promoted to Double-A Corpus Christi on 8/27 and went 0-1 with a 3.21 ERA in 3 starts.

2008: Spent the entire season at Single-A Lexington.

👉 Led the club with 45 appearances...Named Lexington's Pitcher of the Month in May.

2007: Went 6-4, 4.25 ERA in 19 games (4 starts) between Rookie-level Greeneville and Single-A Tri City.

2006: Went 5-2 with a 1.32 ERA in 15 games (11 starts) for the DSL Astros.

2005: Started 1 game for the DSL Astros.

2004: Went 4-1 with a 1.29 ERA in 8 starts for the DSL Astros.

2003: Earned Dominican Summer League All-Star honors in his 1st professional season, finishing 6-2 with a 1.61 ERA in 14 starts.

Personal

👉 Full name is Fernando Antonio Abad.

👉 Signed by Julio Linares and Adriano Rodriguez (Astros).

In the Community

Fernando signed autographs and posed for pictures with fans at Winter Weekend in January 2017, his 1st offseason as a member of the Red Sox.

Fernando Abad, Continued

Fernando Abad's Career Record

YEAR	CLUB	W-L	ERA	G	GS	CG	SHO	SV	IP	H	R	ER	HR	HB	BB	SO	WP	BK
2003	DSL Astros	6-2	1.61	14	14	0	0	0	78.1	55	24	14	0	4	7	87	3	0
2004	DSL Astros	4-1	1.29	8	8	0	0	0	42.0	24	10	6	0	2	7	39	2	1
2005	DSL Astros	0-0	3.00	1	1	0	0	0	3.0	4	2	1	0	0	0	2	0	0
2006	DSL Astros	5-2	1.32	15	11	0	0	1	61.1	50	18	9	1	6	7	64	0	1
2007	Greeneville Tri City	6-4 0-0	4.14 6.00	17 2	4 0	0 0	0 0	1 0	50.0 3.0	47 2	29 2	23 2	6 0	2 0	12 5	54 0	2 0	3 0
2008	Lexington	2-7	3.30	45	0	0	0	3	76.1	78	31	28	9	4	13	94	1	2
2009	Lancaster	4-6	4.14	41	0	0	0	6	82.2	78	42	38	8	5	8	79	3	0
	Corpus Christi	0-1	3.21	3	3	0	0	0	14.0	12	7	5	1	0	3	13	1	0
2010	Corpus Christi	4-3	2.50	14	4	0	0	0	39.2	48	16	11	3	0	6	33	2	1
	Round Rock	0-0	1.42	5	0	0	0	0	6.1	5	1	1	1	0	2	9	0	0
	HOUSTON	0-1	2.84	22	0	0	0	0	19.0	14	6	6	3	0	5	12	0	0
2011	HOUSTON	1-4	7.32	29	0	0	0	0	19.2	28	18	16	5	1	9	15	0	0
	GCL Astros	0-0	0.00	2	0	0	0	0	2.0	1	0	0	0	0	0	2	0	0
	Oklahoma City	2-3	4.80	29	0	0	0	0	30.0	32	16	16	4	0	6	31	1	0
2012	Oklahoma City	2-0	3.90	13	3	0	0	2	27.2	33	12	12	3	1	7	28	0	2
	HOUSTON	0-6	5.09	37	6	0	0	0	46.0	57	27	26	6	3	19	38	4	0
2013	Syracuse	1-0	1.06	17	0	0	0	0	17.0	17	2	2	0	0	2	12	0	0
	WASHINGTON	0-3	3.35	39	0	0	0	0	37.2	42	14	14	3	1	10	32	0	0
2014	OAKLAND	2-4	1.57	69	0	0	0	0	57.1	34	11	10	4	4	15	51	0	0
2015	OAKLAND	2-2	4.15	62	0	0	0	0	47.2	45	23	22	11	1	19	45	4	0
2016	MINNESOTA	1-4	2.65	39	0	0	0	1	34.0	27	11	10	2	0	14	29	0	1
	BOSTON	0-2	6.39	18	0	0	0	0	12.2	13	9	9	2	1	8	12	1	0
Major League Totals		6-26	3.71	315	6	0	0	1	274.0	260	119	113	36	11	99	234	9	1
Minor League Totals		36-29	2.84	226	48	0	0	13	533.1	486	212	168	36	24	82	552	15	10
Red Sox Totals		0-2	6.39	18	0	0	0	0	12.2	13	9	9	2	1	8	12	1	0

- 2002 Signed by the Houston Astros as an international free agent, 9/6
 2011 On disabled list with left shoulder tendinitis, 7/3-29
 2012 On disabled list with a right intercostal strain, 5/26-6/14
 2012 Signed by the Washington Nationals as a minor league free agent, 11/19
 2013 Acquired by the Oakland Athletics in exchange for OF John Wooten, 11/25
 2015 Signed by the Minnesota Twins as a minor league free agent, 12/16
 2016 Acquired by the Boston Red Sox in exchange for RHP Pat Light, 8/1

Wild Card Record

YEAR	CLUB	W-L	ERA	G	GS	CG	SHO	SV	IP	H	R	ER	HR	HB	BB	SO	WP	BK
2014	OAK vs. KC	0-0	0.00	1	0	0	0	0	0.1	0	0	0	0	0	0	0	0	0

Career Fielding Record

YEAR	CLUB	POS	PCT.	G	GS	PO	A	E	TC	DP
2010	HOUSTON	P	1.000	22	0	0	3	0	3	0
2011	HOUSTON	P	.600	29	0	1	2	2	5	0
2012	HOUSTON	P	1.000	37	6	3	6	0	9	0
2013	WASHINGTON	P	1.000	39	0	1	4	0	5	0
2014	OAKLAND	P	1.000	69	0	0	8	0	8	0
2015	OAKLAND	P	1.000	62	0	2	4	0	6	0
2016	MINNESOTA	P	1.000	39	0	0	3	0	3	1
	BOSTON	P	1.000	18	0	0	1	0	1	0
	Career Fielding	P	.950	315	6	7	31	2	40	1

Career Single-Game Highs

INNINGS PITCHED	2.0, 16 times, last 8/26/16 for BOS vs. KC (relief) 5.0, 9/18/12 at STL (start)
STRIKEOUTS	4, 4/24/16 for MIN at WSH (relief) 6, 9/18/12 at STL (start)
HITS ALLOWED	4, 2 times, last 7/2/12 at PIT (relief) 9, 8/31/12 vs. CIN (start)
RUNS ALLOWED	4, 2 times, last 7/2/11 vs. BOS (relief) 6, 8/31/12 vs. CIN (start)
WALKS ALLOWED	2, 10 times, last 8/31/16 for BOS vs. TB (relief) 4, 8/25/12 at NYM (start)
HOME RUNS ALLOWED	2, 6 times, last 8/26/15 at SEA
EJECTIONS (1)	6/8/14 at BAL (Adrian Johnson)
SCORELESS INNINGS STREAK	14.1, 2 times, last 7/27-9/20/14

68 MATT BARNES

RHP



Bats: Right • **Throws:** Right • **Height:** 6-4 • **Weight:** 215

Opening Day Age: 26 • **MLB Service:** 1 year, 110 days

Born: 6/17/1990 in Danbury, CT

Resides: Bethel, CT

Acquired: Selected in the first round (19th overall) of the 2011 June Draft

Contract Status: Signed through 2017

Career Highlights

- Entering the 6th season of his professional career, all in the Red Sox organization.
- Has appeared in 99 games at the ML level (2014-16), including 2 starts (both in 2015)...77 of his 90 outings in the minors have come as a starter.
- Has a 4.07 ERA (49 ER/108.1 IP) and 9.1 SO/9.0 IP (109 SO) in 97 big league relief appearances...In 46 games away from Fenway Park, all in relief, has posted a 3.11 ERA (19 ER/55.0 IP).
- Made his ML debut with 5 games for BOS as a September call-up in 2014...Debuted on 9/9/14 at BAL and threw 3.0 scoreless innings with 2 SO...Marked the longest scoreless outing for a Red Sox pitcher in his ML debut since Vaughn Eshelman in 1995 (6.0 IP).
- Participated in the Red Sox Rookie Development Program prior to the 2014 season.
- Led Red Sox farmhands with 133 SO in 2012 and ranked 2nd with 142 SO in 2013.
- Selected to the U.S. roster for the 2012 MLB All-Star Futures Game at KC.
- Attended the University of Connecticut, where he was the Big East Pitcher of the Year as a junior in 2011.

2016: Made his 1st career Opening Day roster...Led BOS with 62 appearances and 66.2 relief innings (T-19th in AL) in his 1st full season in the majors.

- Allowed 5 ER in 0.0 IP on 8/28 vs. KC, but posted a 3.38 ERA (25 ER/66.2 IP) in his other 61 appearances.
- Set career highs in wins (4), appearances, innings, strikeouts (71), and SO/9.0 IP (9.59).
- Stranded 38 of 49 inherited runners (77.6%).
- Held opponents to a .181 AVG (15-for-83) with RISP, the 3rd-lowest mark among AL pitchers and 9th-lowest in the majors (min. 75 AB with RISP).
- Finished tied with Heath Hembree (4) for the team lead in relief wins.
- Had a 2.93 ERA (14 ER/43.0 IP) in 35 appearances before the All-Star break and a 6.08 ERA (16 ER/23.2 IP) in 27 games after...Posted a 1.13 ERA (1 ER/8.0 IP) over his final 12 appearances of the season (beginning 8/30).
- Threw more than 1.0 inning in 19 of his 62 appearances; did not allow runs in 13 of those outings.
- Worked out of a bases-loaded jam with no outs in the 6th inning on 7/20 vs. SF...Threw 3.0 scoreless innings to earn the win in the Sox' 11-7 victory.
- Recorded the 1st save of his ML career on 8/9 vs. NYY (0.1 IP)...Came on with the bases loaded and 2 outs in the 9th with the Sox ahead, 5-3, and struck out Mark Teixeira.

POSTSEASON: Made his postseason debut, allowing an unearned run in Game 2 of the ALDS at CLE (1.2 IP, 3 H, SO)...Relieved David Price with 1 out in the 4th inning...Allowed 1 of 2 inherited runners to score before tossing a scoreless 5th inning...Faced 1 batter in the 6th inning (single) before being removed.

2015: Appeared in 32 games (2 starts) over 5 stints with the Red Sox...Began the season at Triple-A Pawtucket, making 17 appearances (5 starts).

- Recalled by BOS 5 times: 4/25, 5/9, 6/27, 8/17, and 9/8...Had a 1.93 ERA (3 ER/14.0 IP) over his first 12 relief appearances for the Sox, which spanned his first 2 stints with the club.
- Made a pair of starts for BOS on 8/17 vs. CLE and 8/22 vs. KC, combining to go 0-2, 9.58 ERA (11 ER/10.1 IP)...The outing on 8/17 was his 1st career ML start (27th ML appearance).
- As a reliever with the Red Sox, was 3-2, 4.13 ERA (15 ER/32.2 IP) in 30 games...Recorded 3 holds.
- Of his 28 runs allowed in the majors, 22 (all ER) were allowed in 18.2 IP over a span of 11 games (2 starts) from 6/9-8/22.
- Did not appear in any games between BOS or Pawtucket over a 15-day span from 8/23-9/6.
- Following his 5th and final recall of the season, posted a 0.87 ERA (1 ER/10.1 IP) in 9 relief appearances...Had a 1.06 WHIP (3 BB), a .211 opponent AVG (8-for-38), and 2 holds in that span...That stretch included a career-best 8.0-inning scoreless streak that spanned 7 games, 9/12-28.
- Opened the year in the PawSox' starting rotation...Had no record with a 4.50 ERA (6 ER/12.0 IP) over his first 3 outings, 4/13-5/1...Posted a 3.24 ERA (6 ER/16.2 IP) over his next 11 appearances, all in relief from 5/6-7/31.

Matt Barnes, Continued

- Returned to Pawtucket's rotation in early August, making 2 starts (0-1, 5.63 ERA).
- Was 1-0, 3.06 ERA (6 ER/17.2 IP) in 12 relief appearances in the minors, compared to 0-1, 4.95 ERA (11 ER/20.0 IP) in 5 starts.
- Averaged 9.8 SO/9.0 IP (41 SO/37.2 IP) for the PawSox.

2014: Made his ML debut with BOS as a reliever after spending the majority of the season at Triple-A Pawtucket, where he was 8-9, 3.95 ERA (56 ER/127.2 IP) in 23 games (22 starts).

- Participated in his 1st Major League Spring Training camp as a non-roster invitee.
- Missed the beginning of the season due to right shoulder inflammation...Earned the win in his season debut for the PawSox on 4/25 vs. Rochester (5.0 IP, 6 H, 1 ER, 2 BB, 2 SO).
- Went 7-6, 3.41 ERA (35 ER/92.1 IP) over his final 16 regular season games (15 starts) in the minors after beginning the year 1-3, 5.35 ERA (21 ER/35.1 IP) in his first 7 games/starts.
- Threw 7.0 hitless innings with 2 BB and a season-high-tying 10 SO on 8/2 vs. Columbus.
- Also struck out 10 batters in his final regular season minor league appearance of the year, 8/30 vs. Syracuse.
- In his only appearance for Pawtucket in the Governors' Cup Playoffs, earned the win with 7.0 scoreless innings in semifinal round Game 2 on 9/4 vs. Syracuse (3 H, 0 BB, 6 SO).
- Selected to the ML roster on 9/8 and worked out of the Red Sox bullpen.
- Made his ML debut on 9/9 vs. BAL and threw 3.0 scoreless innings with 2 SO...Marked the longest scoreless outing for a Red Sox pitcher in his ML debut since Vaughn Eshelman in 1995 (6.0 IP).
- Following the season, rated by *Baseball America* as the No. 8 prospect in the Red Sox minor league system.

2013: Spent most of the season with Double-A Portland before making final regular season start with Triple-A Pawtucket.

- Combined to average 11.3 SO/9.0 IP (142 SO/113.1 IP), the 5th-best rate among all minor leaguers with at least 100.0 IP...It was the top mark in that group among pitchers primarily at Double-A or above.
- His 142 SO ranked 2nd among Red Sox farmhands...He and Henry Owens (169) each had more SO than any Red Sox farmhand since Clay Buchholz in 2007 (171).
- Allowed 0 or 1 ER in 14 of his 25 starts...Limited opponents to 3 hits or fewer in 10 starts.
- Led the Sea Dogs and ranked among Eastern League leaders in SO (7th, 135) and starts (T-12th, 24).
- Suffered the loss just once in his first 10 starts...Began the year allowing 14 runs in 14.0 IP in his 4 April starts, but rebounded for a 2.65 ERA (10 ER/34.0 IP) in 6 May starts.
- Led Portland qualifiers and ranked 8th in the EL with a 2.82 ERA (17 ER/54.1 IP) over his last 12 starts with the Sea Dogs from 6/18-8/23...In that time, lowered his ERA from 5.87 to 4.33.
- Fanned a season-high 10 batters on 5/1 at Reading (6.0 IP) and 7/20 vs. Reading (7.0 IP).
- Promoted to the PawSox for his last regular season start on 8/29 vs. Syracuse...Fanned 7 in 5.1 scoreless innings to earn the win in his Triple-A debut.
- Allowed 0 or 1 ER in 10 of his last 13 starts in the regular season (2.56 ERA, 17 ER/59.2 IP).
- Started 2 playoff games for the PawSox, going 0-1 with a 3.86 ERA (4 ER/9.1 IP) and 10 SO...Threw 5.1 scoreless frames for a no-decision in Game 3 of the Governors' Cup Finals on 9/13, a 2-0 loss vs. Durham in 14 innings.
- Following the season, named by *Baseball America* as Boston's No. 4 pitching prospect, No. 9 prospect overall...Also tabbed as having the best fastball in the system for the 2nd year in a row.

2012: Went 7-5 with a 2.86 ERA (38 ER/119.2 IP) and 133 SO between Single-A Greenville and High-A Salem in pro debut.

- Led Red Sox minor league qualifiers in ERA and opponent AVG (.225), and also led the system in SO.
- Selected as the South Atlantic League Pitcher of the Week for 4/5-15 (0 R, 3 H, 2 BB, 16 SO in 2 GS).
- Chosen as the Red Sox Minor League Pitcher of the Month for April after going 2-0 with a 0.34 ERA (1 ER/26.2 IP) and 42 SO over 5 starts with the Drive.
- Promoted to Salem on 5/5 and went 5-1 with a 1.37 ERA (7 ER/46.0 IP) and 53 SO over his first 8 starts.
- Fanned a season-high 12 batters in 6.0 innings in his 1st High-A start on 5/5 at Winston-Salem.
- Named Carolina League Pitcher of the Week for 6/4-10 after going 2-0 without allowing a run over 13.0 combined innings in 2 starts, including a 7.0-inning, complete-game shutout on 6/9 at Potomac.
- Threw 0.2 innings for the U.S. Team in the All-Star Futures Game on 7/8 at KC.
- At the end of the year, was ranked as Boston's No. 1 pitching prospect (No. 3 prospect overall) and tabbed as having the best fastball in the system by *Baseball America*...Also selected as the No. 3 prospect in the CL.

Personal

- Full name is Matthew D. Barnes.
- Signed by Ray Fagnant (Red Sox).
- Went 11-5 with a 1.93 ERA (26 ER/121.0 IP) and 117 SO in 17 starts as a junior at the University of Connecticut in 2011...Unanimously chosen as Big East Pitcher of the Year, named a Louisville Slugger and *Baseball America* All-American, and selected to the Big East All-Academic Team...Won Big East pitching Triple Crown, leading the conference in wins (11), strikeouts (97), and ERA (1.20) during the 2011 regular season.
- Pitched for USA Baseball's Collegiate National Team in 2010 and for Wareham of the Cape Cod League in 2009 and 2010.
- Graduated from Bethel (CT) High School in 2008.

In the Community

In each of the past 3 years, Matt has posed for pictures and signed autographs for fans at Winter Weekend, as well as participated in the Red Sox Foundation's Casino Night and the Children's Hospital of Southwest Florida Golf Classic...Has met with Jimmy Fund patients at Fenway Park and provided on-field instruction to children as part of Sox Talk in each of the last 2 seasons...Attended the JetBlue Park Open House during spring training in 2015 and 2016...In January 2016, joined fellow New England natives and major leaguers Chris Iannetta and Ryan O'Rourke in helping the South East New Hampshire Habitat for Humanity build a house for a local veteran and his young family in Rochester, NH...In March 2016, participated in the Boys & Girls Club Dinner in Fort Myers, FL...Also in 2016, took part in a BoSox Luncheon in April, the Bullpen Buddies ticket program in May, a Red Sox Showcase Launch at Faneuil Hall in June, and a BoSox Family Day and Red Sox Kids Camp in July...In December 2016, hosted the 3rd annual "Matt Barnes and Friends Baseball Clinic for the Children and Community of Newtown," a free youth clinic featuring major league and collegiate players...Was involved in local community outreach through his participation in the 2014 Red Sox Rookie Development Program, including visiting Boston Children's Hospital and painting murals at McKinley Middle School in Boston with members of the Red Sox Scholars program.

Matt Barnes

Matt Barnes' Career Record

YEAR	CLUB	W-L	ERA	G	GS	CG	SHO	SV	IP	H	R	ER	HR	HB	BB	SO	WP	BK
2012	Greenville	2-0	0.34	5	5	0	0	0	26.2	12	1	1	0	1	4	42	0	1
	Salem	5-5	3.58	20	20	1	1	0	93.0	85	42	37	6	8	25	91	6	1
2013	Portland	5-10	4.33	24	24	0	0	0	108.0	112	62	52	11	4	46	135	7	0
	Pawtucket	1-0	0.00	1	1	0	0	0	5.1	3	0	0	0	0	2	7	0	0
2014	Pawtucket	8-9	3.95	23	22	0	0	0	127.2	119	60	56	8	3	46	103	6	0
	BOSTON	0-0	4.00	5	0	0	0	0	9.0	11	4	4	1	0	2	8	0	0
2015	Pawtucket	1-1	4.06	17	5	0	0	0	37.2	36	17	17	3	1	22	41	2	1
	BOSTON	3-4	5.44	32	2	0	0	0	43.0	56	28	26	9	2	15	39	4	0
2016	BOSTON	4-3	4.05	62	0	0	0	1	66.2	62	32	30	6	3	31	71	4	0
Major League Totals		7-7	4.55	99	2	0	0	1	118.2	129	64	60	16	5	48	118	8	0
Minor League Totals		22-25	3.68	90	77	1	1	0	398.1	367	182	163	28	17	145	419	21	3

2011 Signed by the Boston Red Sox as a first-round selection (19th overall) in the June Draft

Division Series Record

YEAR	CLUB	W-L	ERA	G	GS	CG	SHO	SV	IP	H	R	ER	HR	HB	BB	SO	WP	BK
2016	BOS vs. CLE	0-0	0.00	1	0	0	0	0	1.2	3	1	0	0	0	0	1	0	0

Career Fielding Record

YEAR	CLUB	POS	PCT.	G	GS	PO	A	E	TC	DP
2014	BOSTON	P	1.000	5	0	1	0	0	1	0
2015	BOSTON	P	1.000	32	0	4	3	0	7	0
2016	BOSTON	P	1.000	62	0	2	6	0	8	0
Career Totals		P	1.000	99	0	7	9	0	16	0

Career Single-Game Highs

INNINGS PITCHED	5.1, 8/22/15 vs. KC (start); 3.1, 5/25/15 at MIN (relief)
STRIKEOUTS	7, 8/17/15 vs. CLE (start); 5, 5/25/15 at MIN (relief)
HITS ALLOWED	8, 8/22/15 vs. KC (start); 5, 5/25/15 at MIN (relief)
RUNS ALLOWED	6, 8/17/15 vs. CLE (start); 5, 8/28/16 vs. KC (relief)
WALKS ALLOWED	3, 8/17/15 vs. CLE (start); 3, 8/13/16 vs. ARI (relief)
HOME RUNS ALLOWED	1, 2 times, last 8/22/15 vs. KC (start); 2, 2 times, last 6/27/15 at TB (relief)
EJECTIONS	None
SCORELESS STREAK	8.0, 9/12-28/15

16 ANDREW BENINTENDI OF



Bats: Left • **Throws:** Left • **Height:** 5-9 • **Weight:** 180
Opening Day Age: 22 • **MLB Service:** 62 days
Born: 7/6/1994 in Cincinnati, OH
Resides: Cincinnati, OH
Acquired: Selected in the first round (seventh overall) of the 2015 June Draft
Contract Status: Signed through 2017

Career Highlights

Enters the 2017 season ranked by *Baseball America* as the No. 1 prospect in baseball...Is also ranked by *Baseball America* as the best hitter for average, best athlete, best defensive outfielder, and as having the best strike-zone discipline in the Red Sox organization.

Made his ML debut on 8/2/16 at SEA, less than 14 months after being selected by BOS in the 2015 June Draft... Became the Red Sox' earliest ever college player selected in a June Draft (7th overall).

In Game 1 of the 2016 ALDS at CLE, became the youngest player ever (22 years, 92 days old) to hit a postseason HR for the Red Sox...Did so in his 1st career postseason plate appearance.

Following his sophomore season at the University of Arkansas in 2015, won the Dick Howser Trophy as the top Division I baseball player in the country and the Golden Spikes Award as the nation's top amateur player...Also named National Player of the Year by Collegiate Baseball and *Baseball America*.

2016: Made his ML debut despite having never played a game at the Triple-A level...Appeared in 34 games with Boston, making 27 starts in LF and 3 in CF...Also hit .312 (116-for-372) with a .910 OPS in 97 games between High-A Salem and Double-A Portland.

Earned the Greg Montalbano Minor League Player of the Year award from the Boston chapter of the BBWAA.

Following the season, ranked by *Baseball America* as the Red Sox' No. 1 prospect, as well as the organization's best hitter for average and as having the best strike zone discipline...Also named to the *Baseball America* Minor League All-Star Second Team following the season.

Among the 36 AL rookies with at least 100 PA, ranked 5th in AVG (.295) and 4th in OPS (.835).

The Sox went 18-12 in his starts, including 16-3 from 8/12-9/25.

With BOS, hit .338 (26-for-77) with a .984 OPS vs. RHP and batted .542 (13-for-24) when leading off an inning.

Reached base in 25 of his 30 ML starts...14 of his 31 hits went for extra bases, including 13 of his final 22.

Selected to the ML roster on 8/2 and made his debut that night at SEA (0-for-2)...Entered as a pinch-hitter in the 7th inning and grounded out to 2B...Remained in the game in LF and struck out in the 9th inning.

Made his 1st ML start the following day (8/3 at SEA)...Started in LF and went 2-for-3...Recorded his 1st ML hit in the 3rd inning, a single to LF off Hisashi Iwakuma...Also singled to RF in the 8th inning.

Recorded 3 hits in consecutive games on 8/7 at LAD (3-for-4, R, 2 RBI) and 8/9 vs. NYY (3-for-3, 2B, 2 R, RBI).

Recorded his 1st ML triple on 8/21 at DET in the 6th inning and added his 1st career HR in the 7th...According to Elias, the only other Red Sox ever to record their 1st triple and 1st HR in the same game are Dwight Evans (9/20/72 vs. BAL) and Rico Petrocelli (6/20/65 at CWS)...Benintendi became the youngest Red Sox with a HR and a triple in the same game since Evans did so at 20 years old on 9/20/72.

Robbed Steven Souza Jr. of a 2-run homer in LF in the 8th inning on 8/22 at TB, preserving the Sox' 3-0 lead...Had started the game in CF before moving to LF at the start of the 8th.

Removed from the game on 8/24 at TB after injuring his knee while running the bases...Placed on the 15-day DL the following day with a left knee sprain...Reinstated from the DL on 9/13 and appeared in 13 more games (11 starts) for the Red Sox.

Recorded an extra-base hit in each of his first 4 games back from the DL (9/15-21)...On 9/21 at BAL, gave the Sox a 5-1 lead with a 3-run HR in the 6th inning, his 1st game with at least 3 RBI.

Ranked 4th among Red Sox minor leaguers in AVG and 2nd in RBI (76).

At the time of his call-up, his 12 3B were tied for the minor league lead and his 76 RBI led all Red Sox farmhands.

Began the season with Salem and went 4-for-5, 2B, 3B, 3 RBI, and 2 R in his 1st game (4/7 vs. Carolina).

Recorded a 23-game hitting streak from 4/10-5/6, tied for the longest in Salem history (Art Howe, 1971 Salem Rebels)...During the streak, posted a .391/.458/.663 batting line (36-for-92, 10 2B, 6 3B, HR, 24 RBI, 23 R, 11 BB, 6 SO).

Named Carolina League Player of the Week for the period 4/25-5/1.

RED SOX TO RECORD 1ST CAREER HR AND 1ST CAREER TRIPLE IN SAME GAME

Player	Game
Rico Petrocelli	6/20/65 at CWS
Dwight Evans	9/20/72 vs. BAL
Andrew Benintendi	8/21/16 at DET

Source: Elias

Andrew Benintendi, Continued

🔥 Promoted to Portland on 5/16...Hit .205 (16-for-78) in his first 20 games with the Sea Dogs...In his last 43 games with Portland (6/10-7/31), posted a .340/.408/.629/1.037 batting line with 19 BB against only 17 SO (54-for-159, 14 2B, 4 3B, 8 HR, 35 RBI, 32 R)...In that span, ranked among Double-A leaders in AVG (8th), OBP (8th), SLG (2nd), OPS (2nd), runs (6th), RBI (8th), and XBH (T-1st, 26).

🔥 Went 4-for-5 with 2 HR, 2 2B, and 5 RBI on 7/31 at Binghamton, his final minor league game.

🔥 Named Eastern League Player of the Week for the period 7/25-31 (.478 AVG, 11-for-24, 10 RBI, 2 HR, 3 2B, 3B).

POSTSEASON: Started each of the Red Sox' 3 ALDS games in LF...Led off the 3rd inning of Game 1 with a HR, becoming the youngest player ever (22 years, 92 days old) to hit a postseason HR for the Red Sox (previous: Reggie Smith, 22 years, 188 days)...The only other players to homer for BOS in their first career postseason PA are Todd Walker (2003 ALDS g1 at OAK) and Jose Santiago (1967 WS g1 vs. STL)...Also hit an RBI double in the 5th inning of Game 3 at Fenway Park.

2015: Made professional debut, combining with Short-A Lowell (35 G) and Single-A Greenville (19 G) to hit .313 (62-for-198) with a .416 OBP and a .556 SLG.

🔥 Ranked T-3rd in the Sox organization in HR (11), averaging a homer every 18.0 AB...Drew 35 BB against only 24 SO.

🔥 Following the season, ranked by *Baseball America* as the No. 3 prospect in the Red Sox organization and the No. 1 prospect in the New York-Penn League...Also rated by *Baseball America* as the best defensive OF and as having the best strike zone discipline in the Sox' system...Named a Short-Season All-Star by *BA*.

🔥 Made 49 starts in CF and 5 at DH, recording 6 assists with a .992 fielding percentage (1 E/131 TC).

🔥 Hit .322 vs. RHP (23-for-60, 9 HR) and .283 vs. LHP (13-for-46, 2 HR).

🔥 Hit .221 in his first 20 games through 7/29, but posted a .362 AVG/.433 OBP/.615 SLG in his final 34 games (47-for-130, 6 2B, 3 3B, 7 HR).

🔥 Made his pro debut with Lowell on 7/3 at Connecticut, going 2-for-4 and scoring the winning run in the 9th inning of a 2-1 Spinners victory...Hit his 1st pro HR the following day at Tri-City, scoring the winning run again on a 2-run shot in the 3rd inning...Homered in 3 of 4 games from 7/19-22.

🔥 Named NYPL Player of the Week on 8/17 after batting .407 (11-for-27, 3 HR) in his final 7 games with Lowell...Recorded his 1st multi-homer game on 8/11 at Tri-City.

🔥 Transferred to Greenville on 8/17 and reached base in 18 of 19 games with the Drive...Hit 2 HR in his 2nd game with Greenville on 8/19 at Greensboro...Had a 12-game hitting streak from 8/26-9/6.

🔥 Hit his 1st professional walk-off HR on 9/3 vs. Savannah, a 2-run shot in the 9th inning of a 6-5 win.

🔥 Named Red Sox Minor League Hitter of the Month for August/September, posting a .359/.430/.602 batting line in that time (33 G, 46-for-128, 25 R, 6 2B, 2 3B, 7 HR, 21 RBI, 16 BB).

🔥 During his time with Greenville, ranked 5th in the SAL in OPS (1.011).

RED SOX TO HOMER IN 1ST CAREER POSTSEASON PLATE APPEARANCE

Player	Game
Jose Santiago	1967 WS-g1
Todd Walker	2003 DS-g1
Andrew Benintendi	2016 DS-g1

Andrew
Benintendi

Personal

🔥 Full name is Andrew Sebastian Benintendi.

🔥 Signed by Chris Mears (Red Sox).

🔥 Became the Red Sox' earliest ever college player selected in a June Draft (7th overall in 2015).

🔥 Played baseball for 2 seasons at the University of Arkansas, leading the Razorbacks to a College World Series berth in 2015...Became the 3rd-highest draft pick in school history.

🔥 Rated by *Baseball America* as the best collegiate pure hitter available in the 2015 June Draft.

🔥 Led Division I in HR (20) and ranked 3rd in SLG (.717) in 2015...Won the Dick Howser Trophy as the top D1 baseball player in the country and the Golden Spikes Award as the nation's top amateur player...Also named National Player of the Year by Collegiate Baseball and *Baseball America*.

🔥 Named 2015 SEC Player of the Year after leading the conference in AVG (.376), OBP (.488), SLG, HR, and BB (50)...Became the 1st Arkansas baseball player to ever win SEC Player of the Year and National Player of the Year honors...Became the 3rd player in the 81-year history of the conference to lead the league in HR and AVG (also Rafael Palmeiro in 1984 and Jeff Abbott in 1994).

🔥 Named 2014-15 Roy F. Kramer SEC Male Athlete of the Year by a vote of the league's athletics directors.

🔥 As a senior in 2013 at Madeira (OH) High School, was named ACBA/Rawlings National High School Player of the Year, Gatorade Ohio Baseball Player of the Year, and a First Team All-American after batting .564 with 12 HR, 57 RBI, and 38 SB...Graduated with the Ohio high school career record in runs scored (199).

🔥 Selected by the Cincinnati Reds in the 31st round of the 2013 June Draft, but did not sign.

🔥 Also played basketball in high school, earning 2011-12 Division III Co-Player of the Year honors from the *Cincinnati Enquirer* after setting school records in points in a career (1,753) and season (638), career 3-pointers (180), and points per game in a season (25.5).

Andrew Benintendi, Continued

In the Community

🔴 Andrew made his Red Sox Winter Weekend debut in January 2017, signing autographs and posing for pictures with fans and taking part in a kids press conference...Also met with Jimmy Fund patients at Fenway Park after being recalled to the majors in August 2016.

Andrew Benintendi's Career Record

YEAR	CLUB	AVG	G	AB	R	H	2B	3B	HR	RBI	SH	SF	HB	BB	SO	SB	CS	E
2015	Lowell	.290	35	124	19	36	2	4	7	15	1	2	1	25	15	7	1	0
	Greenville	.351	19	74	17	26	5	0	4	16	0	1	1	10	9	3	2	1
2016	Salem	.341	34	135	30	46	13	7	1	32	0	2	3	15	9	8	2	1
	Portland	.295	63	237	40	70	18	5	8	44	0	2	0	24	30	8	7	0
	BOSTON	.295	34	105	16	31	11	1	2	14	1	1	1	10	25	1	0	1
Major League Totals		.295	34	105	16	31	11	1	2	14	1	1	1	10	25	1	0	1
Minor League Totals		.312	151	570	106	178	38	16	20	107	1	7	5	74	63	26	12	2

2013 Selected by the Cincinnati Reds in the 31st round of the June Draft (did not sign)

2015 Signed by the Boston Red Sox as a first-round selection (7th overall) of the June Draft

2016 On disabled list with a left knee sprain, 8/25-9/12

Additional Batting Statistics

YEAR	CLUB	OBP	SLG	OPS	TB	GDP
2016	BOSTON	.359	.476	.835	50	0

Division Series Record

YEAR	CLUB	AVG	G	AB	R	H	2B	3B	HR	RBI	SH	SF	HB	BB	SO	SB	CS	E
2016	BOS vs. CLE	.333	3	9	1	3	1	0	1	2	0	0	0	0	1	0	0	0

Career Fielding Record

YEAR	CLUB	POS	PCT.	G	GS	PO	A	E	TC	DP
2016	BOSTON	OF	.982	32	30	55	0	1	56	0

Career Single-Game Highs

HITS	3, 2 times, last 8/9/16 vs. NYY
DOUBLES	1, 11 times, last 9/30/16 at NYY
HOME RUNS	1, 2 times, last 9/21/16 at BAL
RBI	3, 9/21/16 at BAL
RUNS SCORED	2, 2 times, last 8/21/16 at DET
WALKS	3, 9/25/16 at TB
STRIKEOUTS	3, 8/20/16 at DET
STOLEN BASES	1, 8/7/16 at LAD
HITTING STREAK	7, 8/23-9/22/16
EJECTIONS	None

Home Run Notes

MULTI-HOME RUN GAMES (0)
LEADOFF HOME RUNS (0)
GRAND SLAMS (0)
PINCH-HIT HOME RUNS (0)
EXTRA-INNING HOME RUNS (0)
GAME-ENDING HOME RUNS (0)
INSIDE-THE-PARK HOME RUNS (0)

PLAYERS BORN IN JAPAN WHO HAVE PLAYED FOR THE RED SOX

PLAYER	POSITION	YEARS	BORN	BIRTHPLACE
Tomo Ohka	RHP	1999-2001	March 18, 1976	Kyoto
Hideo Nomo	RHP	2001	August 31, 1968	Osaka
Dave Roberts	OF	2004	May 31, 1972	Okinawa
Daisuke Matsuzaka	RHP	2007-12	September 13, 1980	Tokyo
Hideki Okajima	LHP	2007-11	December 25, 1975	Kyoto
Takashi Saito	RHP	2009	February 14, 1970	Miyagi
Junichi Tazawa	RHP	2009, '11-16	June 6, 1986	Yokohama
Koji Uehara	RHP	2013-16	April 3, 1975	Osaka

50 MOOKIE BETTS OF

Bats: Right • **Throws:** Right • **Height:** 5-9 • **Weight:** 175
Opening Day Age: 24 • **MLB Service:** 2 years, 70 days
Born: 10/7/1992 in Nashville, TN
Resides: Brentwood, TN
Acquired: Selected in the fifth round of the 2011 June Draft
Contract Status: Signed through 2017



Career Highlights

- According to Baseball-Reference, led the Sox in WAR in each of his first 2 full ML seasons (6.0 in 2015, 9.6 in 2016).
- From 8/31/14 through the end of the 2016 season, ranked 2nd in the majors in hits (423) and doubles (92).
- In 2016, his 2nd full ML season, was elected as the starting RF for the AL All-Star team in SD, and became the 7th Red Sox player ever to earn Silver Slugger and Gold Glove Awards in the same season.
- Finished 2nd in the BBWAA's 2016 AL MVP voting with 311 points behind LAA's Mike Trout (356 points).
- Won the Rawlings Gold Glove Award in RF in 2016, his 1st full season at the position in his career...Led all MLB players in defensive runs saved (32) at any position according to FanGraphs...Was an infielder playing mostly 2B in the minor leagues until converting to the outfield while at Double-A in May 2014...Led the Sox with 10 OF assists in 2015 (all from CF) and again with 14 OF assists in 2016 (all from RF).
- Named the 2016 Thomas A. Yawkey Memorial Award winner as Red Sox MVP by the Boston BBWAA...The organization also honored him with the Jackie Jensen Hustle Award in 2015.
- Had 5 multi-homer games in 2016 (T-4th in MLB), including a pair of 3-HR games on 5/31 at BAL and 8/14 vs. ARI...At 23 years and 312 days old, became the youngest player in ML history with two 3-HR games in the same season...Joined Ted Williams (1957) as the only Red Sox ever with multiple 3-HR games in a season.
- Hit 5 HR over 2 days from 5/31-6/1 at BAL, tying the ML record for HR in a 2-game span...Became the 1st player in ML history to hit 5 HR in a 2-game span as a leadoff hitter...Is the only player in ML history to homer in both the 1st and 2nd inning in consecutive games...Became the 1st Sox leadoff hitter with a 3-HR game (source: Elias).
- Enters 2017 having already tied a Red Sox career record for multi-HR games as a leadoff hitter (5; also Johnny Damon).
- Made his ML debut in 2014, appearing in 52 games despite having never played above High-A prior to that season.
- Named Red Sox Minor League Offensive Player of the Year in both 2013 and 2014.
- Reached base safely in 71 consecutive games between High-A Salem (playoffs included) and Double-A Portland from 8/2/13-5/16/14...In those games, posted a .404/.478/.617 line (112-for-277, 22 2B, 2 3B, 11 HR, 39 BB, 24 SO).
- 2016: Won Rawlings Gold Glove and Louisville Slugger Silver Slugger Awards...Finished 2nd in AL MVP voting, started the MLB All-Star Game in RF, and was named a *Sporting News* AL All-Star.**
- Ranked 2nd among ML position players in WAR (9.6), according to Baseball-Reference (Trout-10.6).
- Selected as the Thomas A. Yawkey Award winner (Red Sox MVP) by the Boston chapter of the BBWAA...Led the Red Sox in AVG (.318), runs (122), hits (214), and steals (26), and ranked 2nd behind David Ortiz in doubles (42), HR (31), XBH (78), RBI (113), SLG (.534), and OPS (.897).
- Ranked among ML leaders in hits (2nd), runs (T-2nd), doubles (T-6th), XBH (T-7th), RBI (5th), AVG (7th), SLG (16th), and OPS (18th)...Also ranked 6th in the AL and 17th in MLB with 26 steals in only 30 attempts; his success rate of 86.7% ranked 6th in the majors.
- Won the Wilson Defensive Player of the Year and Fielding Bible Awards as the top defensive RF in the majors...Was also selected by Wilson as the best overall defensive player at any position...His 32 defensive runs saved were 10 more than any other major leaguer at any position (source: FanGraphs).
- Honored by the Negro Leagues Baseball Museum Legacy Awards as the AL MVP (Oscar Charleston Award).
- Became the youngest Red Sox to win a Gold Glove Award at any position since Fred Lynn earned the honor in 1975 as a 23-year-old OF...Also became the 4th Red Sox to win a Silver Slugger prior to the age of 25, along with Carney Lansford (1981), Nomar Garciaparra (1997), and Xander Bogaerts (2015, 2016).
- Was the 7th Red Sox to earn Gold Glove and Silver Slugger awards in the same season, joining Dwight Evans (1981), Ellis Burks (1990), Jason Varitek (2005), Dustin Pedroia (2008), Jacoby Ellsbury (2011), and Adrian Gonzalez (2011).
- His 214 hits were tied for the 3rd-highest single-season total in franchise history, the most ever by a Red Sox right-handed batter...Became the 14th Red Sox to record 200 hits (27 times)...Joined Johnny Pesky (205 hits in 1942) as the only Red Sox ever with 200 hits in a season before turning 24...Was the only OF in MLB with 200+ hits in 2016.
- Joined Ted Williams (1939, 1941) as the only Red Sox ever with 30+ HR and 100+ RBI in a season before turning 24.
- Became the 4th Red Sox to score 100 runs in a season prior to turning 24...Fred Lynn scored 103 runs in 1975 at age 23, Johnny Pesky scored 105 in 1942 (23), and Ted Williams scored 110+ each year from 1939-42, all before turning 24.

HITS IN A SEASON, RED SOX RIGHT-HANDED BATTERS

Rk.	Player (Season)	Hits
1.	Mookie Betts (2016)	214
2.	Dustin Pedroia (2008)	213
	Jim Rice (1978)	213

Mookie
Betts

Mookie Betts, Continued

- ❖ Became only the 6th Red Sox ever to record 30+ HR, 40+ 2B, and 100+ RBI in a season, joining Ted Williams (twice), Fred Lynn, Manny Ramirez, Jacoby Ellsbury, and David Ortiz (4 times).
- ❖ Hit 6 leadoff HR, the 2nd-highest single-season total in Red Sox history (Nomar Garciaparra, 7 in 1997).
- ❖ Joined Jacoby Ellsbury (2011) as the only Red Sox with 30+ HR and 25+ SB in a season.
- ❖ Recorded multiple HR and 5+ RBI 4 times in 2016, tied for the most such games by a Red Sox in a single season... Jimmie Foxx also had 4 such games in his 1938 AL MVP season (source: ESPN Stats & Info).
- ❖ Ranked 1st in the AL and 2nd in MLB among OF with a .997 fielding percentage, committing only 1 error in 361 chances...Tied for the ML lead with 4 double plays as an OF...The last Red Sox RF with 4+ double plays in a season were Trot Nixon in 2000 (4) and Dwight Evans in 1980 (7).
- ❖ Ranked T-4th among OF with 14 assists...The only other Red Sox RF since 1960 with 14+ assists in a season is Dwight Evans (4 times)...The only RF with more assists in 2016 was Adam Eaton (15).
- ❖ Struck out 2 fewer times in 2016 (80) than he did in 2015 (82), despite recording 76 more plate appearances in 2016...His average of 9.13 PA/SO ranked 11th in the majors and 8th in the AL...Had the majors' 2nd-best PA/SO ratio among players with 30+ HR (Beltre-9.70).
- ❖ Did not strike out in his final 78 regular season plate appearances, beginning with his final PA on 9/12 vs. BAL, the longest such streak by a Red Sox since Wade Boggs went 107 PA without a strikeout in 1991 (source: Elias).
- ❖ Led MLB in AVG with 2 outs (.382)...Also batted above .300 vs. RHP (.331, 6th in MLB), at home (.335, 5th in MLB), on the road (.301), in day games (.333), in night games (.312), with the bases empty (.313), with runners on (.327), with RISP (.355), with RISP and 2 outs (.404, 4th in MLB), with the bases loaded (.313), vs. the AL (.317), and vs. the NL (.325).
- ❖ Led MLB with 113 hits at home, the most by a Red Sox since Nomar Garciaparra had 118 in 2003.
- ❖ Served as the Sox' leadoff hitter from the beginning of the season through 8/9...At the time he moved down in the order on 8/10, he had 15 more XBH (60) than any other leadoff hitter...Also led all leadoff hitters in hits (147), doubles (32), triples (tied, 5), HR (23), and RBI (74) at the start of play on 8/10.
- ❖ Hit .408 (31-for-76) with 9 HR and a 1.293 OPS in 19 games vs. the Orioles...According to Elias, the last Red Sox player with a .400 AVG and 8 HR against 1 team over an entire season was Ted Williams vs. CLE in 1957 (18 G, .474, 9 HR)...His 8 HR at Camden Yards tied for the most ever by a Red Sox in a single season as a visitor in a single ballpark; Jimmie Foxx had 8 HR at STL's Sportsman's Park in 1939 (source: Elias)...Elias also notes that Betts became 1 of 4 players since 1900 to hit at least 7 HR in their first 5 games at a park in a season; the others are Lou Gehrig at Cleveland's League Park in 1930 (7), Willie Mays at Milwaukee County Stadium in 1961 (7), and Carlos Beltran at Wrigley Field in 2004 (7).
- ❖ At 23 years old, became the Sox' youngest Opening Day starter in RF since Phil Plantier (23 in 1993).
- ❖ Gave the Red Sox a 2-0 lead with a 2-run, 3rd-inning HR on 4/5 at CLE, his 2nd Opening Day homer in as many years (also 4/6/15 at PHI)... Became only the 7th Red Sox to go deep in consecutive years on Opening Day, joining Carl Yastrzemski (1973-74), Dwight Evans (1985-86), Jim Rice (1985-86), Tim Lincecum (1996-97), Trot Nixon (2001-02), and Dustin Pedroia (2009-10)...Is the only player in that group to accomplish the feat before turning 24...The only other players in the last 20 years to homer in multiple Opening Day games at age 23 or younger are Mike Trout, Bryce Harper, Jason Heyward, and Andrew Jones.
- ❖ In the Sox' home opener on 4/11 vs. BAL, led off the bottom of the 9th with a HR in his 1st PA against a LHP in 2016...Was his 100th career RBI...Marked his 2nd straight Red Sox home opener with a HR (also 4/13/15 vs. WSH).
- ❖ Collected 2 triples, a double, and a single on 4/22 at HOU...At 23 years and 198 days old, became the youngest Red Sox player with multiple triples in a game since Dwight Evans had a pair on 5/21/74 vs. NYY (22 years, 199 days)...In the last 100 years, the only other Red Sox with at least 4 hits, 2 triples, 1 double, and 3 runs scored in a game are Dom DiMaggio (5/28/50 at WSH) and Bobby Doerr (5/22/46 at CLE).
- ❖ Led off the Red Sox' 1st inning by reaching base in each of 5 straight games: 4/20 vs. TB (BB), 4/21 vs. TB (1B), 4/22 at HOU (3B), 4/23 at HOU (1B), 4/24 at HOU (1B)...Came around to score in each of those 5 instances.
- ❖ Tied a Red Sox record by recording an RBI in 7 consecutive games as a leadoff hitter from 5/9-15, later matching that streak from 7/26-8/1...The only other Red Sox to accomplish the feat are Chuck Schilling in 1961 (7/27-8/3) and Dom DiMaggio in 1940 (8/15-21)...DiMaggio (8/8-21/40 and 6/23-7/7/51) and Betts (5/9-15/16) are the only Red Sox leadoff hitters with an RBI in 7 consecutive games at Fenway Park.
- ❖ On 5/21 vs. CLE, recorded 5 RBI, his 3rd career multi-homer game, and his 2nd career grand slam...Became only the 3rd Sox leadoff hitter in the last 100 years to record at least 10 total bases and 5 RBI, joining Ellis Burks (10 TB, 7 RBI on 6/10/87 at BAL) and Roy Johnson (10 TB, 7 RBI on 6/27/32-g1 at PHI)...According to Elias, Betts became the 4th-youngest Red Sox player ever to hit 2 HR, including 1 with the bases loaded; only Bobby Doerr (age 21 in 1939), Ellis Burks (22 in 1987), and Dwight Evans (23 in 1975) accomplished the feat at a younger age...Elias also notes that Betts became the 4th Red Sox to hit 2 HR, including a grand slam, from the top slot in the lineup (also Doerr, Burks, Johnson).
- ❖ Had at least 2 hits, 1 XBH, and 1 run scored in 4 straight games from 5/18-22, tied for the longest such streak by a Red Sox leadoff hitter in the last 100 years (Also Harry Hooper, once in 1919 and once in 1920).

DEFENSIVE RUNS SAVED IN 2016, ALL POSITIONS

Player (Team)	DRS
Mookie Betts (BOS)	32
Adam Eaton (CWS)	22
Kevin Pillar (TOR)	21

Source: FanGraphs

BETTS TIES MAJOR LEAGUE RECORD WITH 5 HR IN 2-GAME SPAN

- 🔴 Hit 3 HR on 5/31 at BAL and had 2 HR the following day, also at BAL...Tied a ML record for HR in a 2-game span (5)...The only other Red Sox to accomplish the feat are Nomar Garciaparra (July 21 & 23, 2002) and Carl Yastrzemski (May 19-20, 1976).
- 🔴 Became the 1st player in ML history to hit 5 HR in a 2-game span as a leadoff hitter.
- 🔴 At 23 years old, became the 2nd-youngest player in ML history to hit 5 HR in a 2-game span...The only player to accomplish the feat at a younger age was Bryce Harper (May 6 & 8, 2015, 22 years old).
- 🔴 Became the 1st player in ML history to homer in both the 1st and 2nd inning in consecutive games...Prior to 2016, no Red Sox leadoff hitter had ever homered in each of the first 2 innings of *any* game...Was the 1st Red Sox batter to accomplish the feat from any position in the lineup since Manny Ramirez on 8/31/04 vs. ANA (David Ortiz homered twice in the 1st inning on 8/12/08 vs. TEX).
- 🔴 His 3 HR tied a Red Sox single-game record...Became the 1st leadoff hitter in Red Sox history to hit 3 HR in a game, and the majors' 1st leadoff hitter to accomplish the feat since Melvin Upton Jr. on 9/9/12 for TB vs. TEX.

Source: Elias Sports Bureau

- 🔴 On 6/1 at BAL, became the 1st major leaguer to score 50 runs in 2016 (in BOS' 53rd game)...According to Elias, the last Red Sox to reach 50 runs that quickly into a season were Ted Williams, Vern Stephens & Johnny Pesky (all in 1950).
- 🔴 Hit a game-winning solo HR on 6/19 vs. SEA, breaking a 1-1 tie in the 7th inning of the Sox' 2-1 win.
- 🔴 Hit a game-tying, 2-out, 2-run HR in the 9th inning on 6/24 at TEX, helping the Sox earn an 8-7 win (trailed 6-0).
- 🔴 Hit .408 (20-for-49) during an 11-game hitting streak heading into the All-Star break (6/28-7/10)...Also hit in his first 2 games out of the break, marking a season-long 13-game hitting streak.
- 🔴 Selected to start the 87th MLB All-Star Game (7/11 at SD) in RF via the fan ballot, his 1st selection to the mid-summer classic...Went 1-for-2 with a run scored...Joined Xander Bogaerts as the 3rd pair of teammates--each age 23 or younger--to start the All-Star Game (source: Elias)...The others to do that were Ted Williams (LF) and Bobby Doerr (2B) of the 1941 Red Sox, and the Angels' Jim Fregosi (SS) and Dean Chance (P) in 1964.
- 🔴 With 18 HR and 15 SB, joined Carl Yastrzemski (1970; 21 HR, 16 SB) as the only Red Sox ever with 15+ steals and 15+ HR at the All-Star break...Also joined Ted Williams (1946, '49, '50) as the only Red Sox to score 75+ runs before the break...The only other major leaguers with 75+ runs scored at the break before turning 24 are Mickey Mantle (1955), Bobby Bonds (1969), Reggie Jackson (1969), Rickey Henderson (1982), Albert Pujols (2003), and Jose Reyes (2006).
- 🔴 Led off the 1st inning with a HR on 7/21 and 7/22 vs. MIN, his 2nd time accomplishing the feat in consecutive games...According to Elias, there have been only 4 instances of a Red Sox player hitting a leadoff homer in consecutive games, 2 of which have been recorded by Betts: Harry Hooper (5/30/1913 doubleheader at WSH), Mike Aviles (5/19-20/2012 at PHI), Betts (5/31-6/1/2016 at BAL), and Betts (7/21-22/2016 vs. MIN).
- 🔴 Elias also notes that Betts is 1 of only 4 players in the modern era (since 1900) to hit leadoff homers in back-to-back games multiple times in a single season...The others are Brady Anderson (1996 w/BAL), Craig Biggio (2001 w/HOU), and Alfonso Soriano (2007 w/CHC).
- 🔴 Named AL Player of the Month for July...In 23 games, led the AL in doubles (10), XBH (16), and total bases (62, 1st in MLB)...Also ranked 1st in SLG (.653) and OPS (1.068), 2nd in AVG (.368), and 3rd in OBP (.415) (min. 75 AB).
- 🔴 Batted .378 with a 1.086 OPS in August (45-for-119, 8 2B, 9 HR)...During the month, led the AL in hits and RBI (tied, 27)...Hit .391 (18-for-46) with a 1.157 OPS during an 11-game hit streak from 7/30-8/10.
- 🔴 Batted 3rd in the lineup on 8/10 vs. NYY, after hitting in the leadoff spot in each of his previous starts in 2016.

BETTS DRIVES IN 8 RUNS, RECORDS SECOND 3-HR GAME OF 2016

Betts went 4-for-6 with 3 HR and a career-high 8 RBI on 8/14 vs. ARI...According to the Elias Sports Bureau:

- 🔴 At 23 years and 312 days old, Betts became the youngest major leaguer to record two 3-HR games in a single season...The oldest player with multiple 3-HR games in a season is Ted Williams (38 years old in 1957).
- 🔴 Betts tied the Red Sox single-game HR record, accomplished 29 times by 23 different players...Jim Rice (2), Mo Vaughn (2), Nomar Garciaparra (2), Ted Williams (3), and Betts (2) accomplished the feat multiple times, but Betts and Williams (1957) are the only ones to record multiple 3-HR games in a single season.
- 🔴 Betts homered in the 1st and 2nd innings, his 3rd time accomplishing that feat in 2016...In the expansion era (since 1961), the only other player to record 3 such games in a season is Carlos Beltran (2012 Cardinals).

- 🔴 Recorded 2+ HR and 5+ RBI for the 4th time of the season on 8/16 at BAL (W, 5-3).
- 🔴 Went 5-for-5 with 5 singles on 8/26 vs. KC, his 1st career 5-hit game...According to Elias, became the 1st player in Red Sox history with 5+ singles in a game as the cleanup hitter.
- 🔴 Went 0-for-4 with an RBI on 9/27 at NYY, snapping a 38-game on-base streak on the road...Had been MLB's longest active streak and was the longest by a Red Sox since Wade Boggs reached in 44 straight road games in 1987.

POSTSEASON: Started each of the Red Sox' 3 ALDS games in RF...Reached base in all 3 games.

Mookie Betts, Continued

2015: Hit .291 (174-for-597) with 92 R, 42 2B, 8 3B, 18 HR, 77 RBI, 46 BB, and 21 SB in his 1st full ML season at age 22...Led the Red Sox in runs, doubles, and triples as the team's youngest primary leadoff hitter since Ellis Burks in 1987.

🔥 Finished T-19th in AL MVP voting...Received the Jackie Jensen Hustle Award from the Boston Baseball Writers, presented each year to a Red Sox player for spirit and determination.

🔥 Placed among AL leaders in 2B (3rd), 3B (T-9th), XBH (9th, 68), multi-hit games (6th, 52), 3+ hit games (T-7th, 15), SB (T-10th), AVG (14th), AVG with RISP (8th, .333), AVG at home (9th, .322), and AVG at night (8th, .304)...Was worth 6.0 wins above replacement according to Baseball-Reference, tied for 6th-best among AL players.

🔥 Was the 1st major leaguer with at least 42 2B, 8 3B, and 18 HR in an age-22 season or younger since SF's Jack Clark in 1978 (46 2B, 8 3B, 25 HR)...The last AL player to accomplish the feat (and the only other Red Sox player ever to do so at that young an age) was Ted Williams in both 1940 (43 2B, 14 3B, 23 HR) and 1939 (44 2B, 11 3B, 31 HR).

🔥 No other AL player had ever reached his totals in 2B (42), HR (18), and SB (21) in a season at 22 years old or younger...The only NL player to do it that young was CIN's Vada Pinson in 1959 (47 2B, 20 HR, 21 SB).

🔥 His 68 XBH marked the most by a Red Sox in a season, all before turning 23, in 75 years...Ted Williams (80 XBH) and Bobby Doerr (69 XBH) both accomplished the feat in 1940.

🔥 Joined Ellis Burks (20 HR/27 SB, 1987) as the only Red Sox with 15+ HR and 20+ SB in a season at age 22 or younger.

🔥 Finished 2015 with a career .291 AVG (229-for-786) and 54 2B, 23 HR, and 28 SB in 197 games...Since 1900, no other major leaguer had reached his career totals in 2B, HR, and SB prior to his 200th ML game (source: Elias)...Became the 1st Red Sox player ever to total both 23 HR and 28 SB at 22 or younger...His 23 career HR were the most by a Red Sox at 22 years old or younger since Hall of Famer Jim Rice hit 23 from 1974-75.

🔥 Was the hardest player to double up in the majors, grounding into just 2 double plays in 597 AB (298.5 AB/GDP)...Went 323 AB before his 1st GDP, most by a Red Sox to begin a season since Otis Nixon in 1994 (398 AB).

🔥 Topped the majors with 69 RBI and 60 XBH from the leadoff spot in only 117 starts batting 1st, most by a Red Sox at age 22 or younger since at least 1914...His 106 leadoff starts as a CF were 3rd-most in a season since 1988 prior to turning 23 (Mike Trout, 110 in 2012; Andrew McCutchen, 108 in 2009).

🔥 Played 133 games (130 starts) in CF...Also made 11 starts in RF, all during the team's last 17 games from 9/18 on.

🔥 Led the Red Sox with 10 outfield assists, all from CF...Marked the 4th-most assists in the majors from CF...Placed 4th among AL center fielders with 9 defensive runs saved, according to FanGraphs.

🔥 Hit .315 (141-for-448) in his last 108 games beginning 5/19, 2nd in the AL behind BOS' Xander Bogaerts (.335).

🔥 Placed on the 7-day concussion DL on 7/29...In 48 games following 8/11 activation, hit .340 (71-for-209) with 17 2B, 2 3B, 8 HR, 29 RBI, and a .941 OPS...Ranked 2nd in the AL in that time in hits and total bases (tied, 116).

🔥 Had the team's 2 longest hit streaks in 2015, a 13-gamer from 6/11-26 and an 18-gamer from 8/24-9/13...Was the 3rd Red Sox to hit in 18 straight games before turning 23 years old, along with Ted Williams in 1941 (23 games) and Bobby Doerr in 1939 (18).

🔥 Had a career-high 36-game on-base streak from 8/24-10/3 (.360/.416/.607, 54-for-150, 14 2B, 3B, 7 HR).

🔥 Went 2-for-4, HR, BB as Boston's leadoff man and CF on Opening Day, 4/6 at PHI...At 22, was the youngest Red Sox with an Opening Day HR since Tony Conigliaro (20 in 1965)...Was the club's youngest Opening Day leadoff hitter since Rico Petrocelli (21 in 1965) and youngest Opening Day CF since Conigliaro (19 in 1964).

🔥 In BOS' home opener on 4/13 vs. WSH, became the 1st Red Sox leadoff hitter with at least 1 HR, 4 RBI, and 2 SB in a game since RBI became official in 1920...Made HR-saving catch to rob Bryce Harper in the top of the 1st inning, then hit a 3-run HR in the 2nd...Stole 2B and 3B on the same play in the bottom of the 1st inning with WSH in a shift for David Ortiz, marking only the 12th time since 1915 (including postseason) a player stole 2 or more bases on the same play (Source: Trent McCotter, SABR).

🔥 Had his 1st career walk-off hit on 4/27 vs. TOR (9th-inning single).

🔥 On 5/5 vs. TB, accounted for both Red Sox runs in a 2-0 win with a pair of solo HR, his 1st career multi-HR game...Went deep in the 6th inning, the team's 1st hit of the game, and again in the 8th...Was the youngest Red Sox with a multi-HR game since Jim Rice in 1975 and the club's youngest leadoff hitter to do it since Bobby Doerr at 21 in 1939...According to Elias, became just the 2nd leadoff hitter in MLB history to hit at least 2 HR and drive in all of his team's runs in a shutout, along with LAD's Carl Crawford on 4/28/13 vs. MIL (2 solo HR).

🔥 Earned 1st career AL Player of the Week Award for 6/15-21...Led MLB with a .581 AVG, a 1.594 OPS, 18 hits, 19 times on base, and 31 total bases in those 7 days.

🔥 Hit the team's only leadoff homer of the year on 6/20 at KC off Edinson Volquez.

🔥 Became the youngest Red Sox ever with a multi-HR game at NYY when he went deep twice on 9/30.

2014: Climbed from Double-A to Triple-A and made ML debut at 21 years old...Hit .291 (55-for-189) in 52 games over 3 stints with BOS...Named to Baseball America's MLB All-Rookie Team and Minor League All-Star First Team...Also named Red Sox Minor League Offensive Player of the Year.

🔥 Among Red Sox with at least 200 PA, ranked 2nd in OBP (.368) and OPS (.812)...Reached base in 42 of 50 starts.

🔥 His .368 OBP ranked 2nd among ML rookies with at least 200 PA (CWS' Jose Abreu, .383)...Joined Ted Williams (.436 in 1939, .442 in 1940) as the only Red Sox ever to post an OBP that high at age 21 or younger (min. 200 PA).

🔥 Played his first 38 ML games in the OF...His last 14 games beginning 9/13 were all at 2B.

Mookie Betts, Continued

- 🔴 Selected to BOS' ML roster on 6/28 and made ML debut the next night at NYY, singling off Chase Whitley in the 4th inning for his 1st hit...Hit 1st HR on 7/2 vs. CHC, a 5th-inning shot off Carlos Villanueva.
- 🔴 Sent back to Pawtucket on 7/19...Recalled on 8/1 and played 3 games before being optioned again on 8/7.
- 🔴 Returned for 3rd ML stint on 8/18 and started all 39 remaining Red Sox games...In that time, led the team in XBH (15), AVG (.304), SLG (.466), and OPS (.857).
- 🔴 Hit 1st career grand slam on 8/29 at TB in the 2nd inning off Chris Archer...At 21 years and 327 days old, was the youngest Red Sox with a slam since Tony Conigliaro on 8/24/65 vs. WSH (20 years old).
- 🔴 Reached base safely in 24 of his last 27 games beginning 8/31...In that time, ranked 10th in the AL with a .324 AVG (35-for-108) and scored 23 runs, 1 shy of the ML lead (LAA's Mike Trout, 24).
- 🔴 Took over as Boston's leadoff hitter on 9/6 and batted .305 (25-for-82) with a .387 OBP in that role over the last 21 games of the season...Hit 1st career leadoff HR on 9/21 at BAL off Miguel Gonzalez...At 21 years old, was the youngest Red Sox with a leadoff shot since Bobby Doerr on 8/1/39 vs. CLE's Bob Feller (21 years old).
- 🔴 In 151 total games between Double-A, Triple-A, and MLB, combined to hit .328 (193-for-588) with 42 2B, 6 3B, 16 HR, 83 RBI, 82 BB, 81 SO, 40 SB, a .411 OBP, a .502 SLG, and a .913 OPS.
- 🔴 Named Red Sox Minor League Offensive Player of the Year for a 2nd straight season...Reached base via hit or walk in 92 of 99 minor league games, leading the Sox farm system with a .346 AVG (138-for-399)...Struck out only 50 times compared to 61 BB, posting a .431 OBP.
- 🔴 Named Red Sox Minor League Player of the Year by both the Boston Baseball Writers and *Baseball America*...Selected to the U.S. roster in the SiriusXM All-Star Futures Game.
- 🔴 Was the 2B on *Baseball America's* Minor League All-Star First Team and All-Rookie Team...Also tabbed by BA as the Eastern League's best defensive 2B.
- 🔴 Began the year in his Double-A debut and hit .355 (76-for-214) in 54 games for Portland.
- 🔴 Chosen as Eastern League Player of the Month for April...In 22 April games, led the league in AVG (.430), hits (40), XBH (15), total bases (64), runs (30), OBP (.481), SLG (.688), and OPS (1.169).
- 🔴 Led off the Sea Dogs' season with a HR on 4/3 at Reading...Earned EL Player of the Week honors for 4/3-12.
- 🔴 Named Red Sox Minor League Hitter of the Month and Defensive Player of the Month for April (.430, 40-for-93, 10 2B, 3B, 4 HR, 13 RBI, 11 BB, 0 E)...His 40 hits, 10 2B, and 10 SB tied Portland franchise records for April.
- 🔴 Was Boston's Minor League Base Stealer of the Month for June (12 SB, 0 CS).
- 🔴 Reached base safely in 36 straight games to begin the season from 4/3-5/16...On 5/17, drove in 2 runs but snapped a 71-game on-base streak between 2013 (High-A Salem regular and postseason) and 2014 in Portland.
- 🔴 Promoted to Triple-A on 6/3 and hit .335 (62-for-185) in 45 games for the PawSox.
- 2013: Named Red Sox Minor League Offensive Player of the Year...Selected to *Baseball America's* Minor League All-Star 2nd Team...Hit .314 (145-for-462) between Single-A Greenville and High-A Salem.**
- 🔴 Paced all Red Sox minor leaguers in total bases (234), 2B (tied, 36), SB (38), and SLG (.506, min. 250 AB).
- 🔴 Began the season with the Drive and was named to the South Atlantic League Mid-Season All-Star Team.
- 🔴 Named both Red Sox Minor League Hitter and Base Runner of the Month for May.
- 🔴 Matched the longest hit streak of the season in the SAL with a 19-gamer from 5/5-25 (.419, 31-for-74, 8 2B, 6 HR, 9 RBI, 14 BB)...Named SAL Player of the Week for 5/6-12.
- 🔴 Promoted to Salem on 7/9 and named the Red Sox Minor League Base Stealer of the Month for July.
- 🔴 Twice selected as Carolina League Player of the Week: 8/5-11, 8/19-25.
- 🔴 Named Red Sox Minor League Hitter of the Month for August/September (.404, 46-for-114).
- 🔴 Closed out the regular season with a 30-game on-base streak, longest in the CL all year (.418, 46-for-110).
- 🔴 Reached safely in 10 of 20 PA in postseason play for the CL Champion Salem Sox (.412, 7-for-17).
- 🔴 After the season, played for Arizona Fall League Champion Surprise...Named to the West Division Fall Stars Team.
- 🔴 Following the season, ranked by *Baseball America* as the No. 3 2B prospect in baseball and the No. 75 prospect overall, as well as the Red Sox' No. 7 prospect and best athlete.
- 2012: Led New York-Penn League 2B with a .969 fielding percentage (9 E/286 TC) at Short-A Lowell.**
- 🔴 Paced the Spinners and tied for 4th in the NYPL with 71 games...Also led Lowell with 31 RBI.
- 🔴 Named Red Sox Minor League Base Stealer of the Month for August/September (9 SB, 0 CS).
- 2011: Played 1 game for the Rookie-level GCL Red Sox in his pro debut (8/26 vs. GCL Twins).**

Personal

- 🔴 Full name is Markus Lynn Betts...Named after former NBA point guard Mookie Blaylock.
- 🔴 Signed by Danny Watkins (Red Sox).
- 🔴 Participated in the Professional Bowlers Association's World Series of Bowling VII, which took place in Reno, NV in December 2015...Was a part of ESPN's broadcast of the PBA Championship in Reno later that month.
- 🔴 Batted .509 and stole 30 bases to earn Louisville Slugger High School All-American honors as a senior in 2011 at John Overton (TN) High School...Was also a member of the basketball team and was a standout bowler.

Mookie Betts, Continued

In the Community

Mookie hosted a bowling tournament and fundraiser in Tennessee in December of 2015 and 2016...In November 2016, participated in a bowling fundraiser in Tennessee along with teammate David Price to support the Project One Four organization...Signed autographs and posed for pictures with fans at Red Sox Winter Weekend in each of the last 3 years...Has been a regular participant in the Red Sox Destinations program and Picnic in the Park, which benefit the Red Sox Foundation...In May 2016, co-hosted the Pitching in for Kids Comedy Celebration and Auction...Also in 2016, took part in "meet & greets" with PALS for Patriots and the Jimmy Fund, and was a part of Sox Talk for Hanley's Heavy Hitters...During spring training in each of the last 2 years, has attended the Children's Hospital of Southwest Florida Golf Classic, attended the Red Sox Foundation Casino Night, and met with Jimmy Fund patients...In 2015, participated in the Fort Myers "Day of Service"...Also in 2015, participated in the Ice Bucket Challenge, a Sports Authority clinic, and Fan Appreciation...In October 2015, served as third base coach for his former travel team, the Dulins Dodgers, during part of the Wood Bat Association World Championship in Jupiter, FL...Met and visited with Jimmy Fund patients and painted murals at the Curley K-8 School in Boston during the Red Sox Rookie Development Program in 2014...Also in 2014, attended a BoSox Club Luncheon and greeted fans at the gates before a home game.

Mookie Betts' Career Record

YEAR	CLUB	AVG	G	AB	R	H	2B	3B	HR	RBI	SH	SF	HB	BB	SO	SB	CS	E
2011	GCL Red Sox	.500	1	4	0	2	0	0	0	2	0	0	0	0	0	1	0	3
2012	Lowell	.267	71	251	34	67	8	1	0	31	2	4	3	32	30	20	4	15
2013	Greenville	.296	76	277	63	82	24	1	8	26	3	1	1	58	40	18	2	12
	Salem	.341	51	185	30	63	12	3	7	39	1	1	1	23	17	20	2	6
2014	Portland	.355	54	214	56	76	18	3	6	34	0	3	1	35	20	22	3	4
	Pawtucket	.335	45	185	31	62	12	2	5	31	0	0	0	26	30	11	4	1
	BOSTON	.291	52	189	34	55	12	1	5	18	1	0	2	21	31	7	3	4
2015	Portland	.500	1	4	1	2	0	0	1	1	0	0	0	0	0	0	0	0
	BOSTON	.291	145	597	92	174	42	8	18	77	3	6	2	46	82	21	6	5
2016	BOSTON	.318	158	672	122	214	42	5	31	113	0	7	2	49	80	26	4	1
	Major League Totals	.304	355	1458	248	443	96	14	54	208	4	13	6	116	193	54	13	10
	Minor League Totals	.316	299	1120	215	354	74	10	27	164	6	9	6	174	137	92	15	41

2011 Signed by the Boston Red Sox as a fifth-round selection in the June Draft

2015 On disabled list with a concussion, 7/29-8/10

Division Series Record

YEAR	CLUB	AVG.	G	AB	R	H	2B	3B	HR	RBI	SH	SF	HB	BB	SO	SB	CS	E
2016	BOS vs. CLE	.200	3	10	1	2	1	0	0	0	0	0	0	2	1	0	0	0

Additional Batting Statistics

YEAR	CLUB	OBP	SLG	OPS	TB	GDP
2014	BOSTON	.368	.444	.812	84	2
2015	BOSTON	.341	.479	.820	286	2
2016	BOSTON	.363	.534	.897	359	12
	Major League Totals	.355	.500	.855	729	16

All-Star Game Record

YEAR	CLUB	AVG	G	AB	R	H	2B	3B	HR	RBI	SH	SF	HB	BB	SO	SB	CS	E
2016	AL at SD	.500	1	2	1	1	0	0	0	0	0	0	0	0	0	0	0	0

Career Fielding Record

YEAR	CLUB	POS	PCT.	G	GS	PO	A	E	TC	DP
2014	BOSTON	OF	.989	37	36	84	3	1	88	2
	BOSTON	2B	.955	14	14	25	38	3	66	7
2015	BOSTON	OF	.987	144	141	358	10	5	373	2
2016	BOSTON	OF	.997	157	157	346	14	1	361	4
	Career Totals	OF	.991	338	334	788	27	7	822	8
		2B	.955	14	14	25	38	3	66	7

Career Single-Game Highs

HITS 5, 8/26/16 vs. KC
DOUBLES 2, 11 times, last 8/10/16 vs. NYY
HOME RUNS 3, 2 times, last 8/14/16 vs. ARI
RBI 8, 8/14/16 vs. ARI
RUNS SCORED 4, 8/14/16 vs. ARI
WALKS 2, 12 times, last 9/22/16 at BAL
STRIKEOUTS 4, 4/10/15 at NYY (19 innings)
STOLEN BASES 2, 3 times, last 7/8/16 vs. TB
HITTING STREAK 18, 8/24-9/13/15
EJECTIONS None

Home Run Notes

MULTI-HOME RUN GAMES (7)
3-HOME RUN GAMES (2)
 5/31/16 at BAL; 8/14/16 vs. ARI
2-HOME RUN GAMES (5)
 5/5/15 vs. TB; 9/30/15 at NYY; 5/21/16 vs. CLE; 6/1/16 at BAL; 8/16/16 at BAL
LEADOFF HOME RUNS (8)
 9/21/14 at BAL off Miguel Gonzalez; 6/20/15 at KC off Edinson Volquez;
 5/10/16 vs. OAK off Sean Manaea; 5/31/16 at BAL off Kevin Gausman;
 6/1/16 at BAL off Mike Wright; 7/21/16 vs. MIN off Tyler Duffey;
 7/22/16 vs. MIN off Kyle Gibson; 7/30/16 at LAA off Hector Santiago
GRAND SLAMS (2)
 8/29/14 at TB off Chris Archer; 5/21/16 vs. CLE off Joba Chamberlain
PINCH-HIT HOME RUNS (0)
EXTRA-INNING HOME RUNS (1)
 9/30/15 at NYY off Chasen Shreve (11th)
GAME-ENDING HOME RUNS (0)
INSIDE-THE-PARK HOME RUNS (0)

2 XANDER BOGAERTS

SS



Bats: Right • **Throws:** Right • **Height:** 6-2 • **Weight:** 215

Opening Day Age: 24 • **MLB Service:** 3 years, 42 days

Born: 10/1/1992 in Oranjestad, Aruba

Resides: San Nicolaas, Aruba

Acquired: Signed as an international free agent on 8/23/2009

Contract Status: Signed through 2017

Career Highlights

- Has earned AL Silver Slugger Awards at SS in each of the last 2 seasons...Is the youngest Red Sox to win a Silver Slugger at any position (turned 23 in October 2015).
- Started the 2016 All-Star Game for the AL at SS...Was voted a starter by the fan ballot, his 1st career All-Star selection.
- Named 2015 Red Sox MVP by the Boston Baseball Writers.
- From 2014-16, led the Red Sox in games (457), hits (517), and runs (259).
- Owns the highest fielding percentage at SS in Red Sox history (.980; min. 400 games at SS).
- His 171 2-strike hits in 2015 and 2016 were 20 more than any other player in that time (Trout-151, Goldschmidt-151).
- Had a 26-game hitting streak in 2016, tied for the 2nd-longest ever by a Red Sox SS.
- Is the only Red Sox ever to record 4+ hits and a HR in consecutive games (6/10-11/16 at MIN; source: Elias).
- Made his ML debut in August 2013...Started 12 of 16 postseason games for the World Series Champion Red Sox...Became the youngest Red Sox ever to start a postseason game (21 years, 16 days).
- Ranked by *Baseball America* as the Red Sox' No. 1 prospect in both 2013 and 2014...Rated as the No. 2 prospect in baseball entering 2014...Honored as 2013 Red Sox Minor League Player of the Year by the Boston chapter of the BBWAA and *Baseball America*.
- In 2013, became the 5th Aruban-born major leaguer and the 1st to play for the Red Sox...Named to the Netherlands' roster for the 2013 and 2017 World Baseball Classic events.

MLB HITS LEADERS, 2015-16

1.	Jose Altuve, HOU	416
2.	Mookie Betts, BOS	388
	Xander Bogaerts, BOS	388

2016: Earned his 1st All-Star selection and his 2nd consecutive Silver Slugger Award...Recorded career highs in games (157), runs (115), HR (21), RBI (89), BB (58), SB (13), OBP (.356), and SLG (.446).

- Won the Boston BBWAA's Jackie Jensen Hustle Award, presented to a Red Sox player for spirit and determination.
- Became the 1st player in Red Sox history to earn multiple Louisville Slugger Silver Slugger Awards at SS, and only the 6th to win the award multiple times at any position...Was the 1st Red Sox INF to win a Silver Slugger in consecutive seasons since Wade Boggs from 1986-89, and the 1st AL SS to do so since Derek Jeter from 2006-09.
- Named to 3rd career Opening Day roster at only 23 years old...Also made Opening Day starts at SS for BOS in 2014 (21) and 2015 (22)...Became the 8th Red Sox in the last 100 years to make as many as 3 Opening Day starts at age 23 or younger, and 4 of them are in the HOF (Bobby Doerr, Babe Ruth, Ted Williams, Carl Yastrzemski).
- Ranked T-7th in the majors with 192 hits...Led the AL with 81 hits in 2-strike counts.
- Hit 21 HR, more than he had in his first 3 ML seasons combined (20)...His 13 SB matched his total from 2013-15.
- Became the 1st player in Red Sox history to homer 20 times in a season as a SS before turning 24 (source: Elias).
- Ranked 8th in the majors with 115 runs scored...Scored 31 more runs and drew 26 more walks than he did in 2015, despite playing in only 1 more game (157 in 2016, 156 in 2015).
- Led AL SS in hits and runs and ranked 2nd in doubles (34) and RBI.
- Hit safely in 26 straight games from 5/6-6/2, tied for the 2nd-longest streak ever by a Sox SS...During the streak, was 45-for-117 (.385) with a .419 OBP and a .581 SLG (8 2B, 5 HR, 23 R, 20 RBI, 7 BB).
- Posted a .323/.394/.495 line at home (103-for-319, 20 2B, 3B, 11 HR).
- Among players with 100+ AB in May, ranked 1st in the AL in AVG (.395), 2nd in OBP (.429), and 5th in OPS (1.017)...Scored in 8 consecutive games from 5/21-29, the longest such streak of his career.
- Recorded multiple hits in 6 straight games from 5/9-14 (14-for-30, .467 AVG), tied for the longest streak by any major leaguer in 2016.
- Broke a 3-3 tie with a 2-run single in the 10th inning of the Sox' 5-3 win at SF on 6/7.
- From 6/10-11 at MIN, became the 1st Red Sox ever with 4+ hits and a HR in consecutive games (source: Elias)...Was only the 3rd SS ever with 4+ hits and 3+ RBI in consecutive games (also CLE's Lou Boudreau, 1948; and TEX's Alex Rodriguez, 2003)...Became the 2nd Red Sox SS in 100 years with 4+ hits in consecutive games (also Johnny Pesky, 5/4-6/46).

RED SOX WITH MULTIPLE SILVER SLUGGER AWARDS

David Ortiz	7 (2004-07, '11, '13, '16)
Wade Boggs	6 (1983, '86-89, '91)
Manny Ramirez	6 (2001-06)
Xander Bogaerts	2 (2015-16)
Dwight Evans	2 (1981, '87)
Jim Rice	2 (1983-84)

Xander Bogaerts, Continued

Recorded his 100th hit of the season on 6/19 vs. SEA...Became the 1st major leaguer with at least 100 hits through 68 team games since Ichiro Suzuki (103) and Matt Holliday (100) in 2007.

Recorded his 4th career walk-off hit on 6/23 vs. CWS...At 23 years old, joined Bobby Doerr as the only players in Sox history with as many as 4 walk-off hits before turning 24 (Doerr had 4; source: Elias).

Selected to start the 87th MLB All-Star Game at SS via the fan ballot on 7/11 at Petco Park (1-for-2, 2B)...Joined Mookie Betts as the 3rd pair of teammates—each age 23 or younger—to start the All-Star Game (source: Elias)...The others to do that were Ted Williams (LF) and Bobby Doerr (2B) of the 1941 Red Sox, and the Angels' Jim Fregosi (SS) and Dean Chance (P) in 1964.

Hit .393 (22-for-56, 3 HR) with a 1.040 OPS during a 13-game hitting streak from 7/19-31.

Committed only 1 error in 167 chances (.994) in his final 49 games (beginning 8/10).

Turned 24 years old on 10/1...The only Red Sox to record more hits than Bogaerts' 524 before turning 24 are Ted Williams (714), Bobby Doerr (661), and Tris Speaker (547)...The only Red Sox to record more RBI than Bogaerts' 221 before turning 24 are Williams (491), Doerr (363), Tony Conigliaro (294), and Carl Yastrzemski (235).

POSTSEASON: Started each of the Red Sox' 3 ALDS games at SS.

2015: Won the AL Silver Slugger Award at SS after finishing 2nd in the AL with both a .320 AVG (5th in MLB) and 196 hits (3rd in MLB).

After the season, named the SS on *The Sporting News'* AL All-Star Team...Also named team MVP by the Boston Chapter of the BBWAA, the first Red Sox SS to be recognized since Nomar Garciaparra in 1998.

Was the youngest Red Sox player to earn a Silver Slugger Award at any position (turned 23 in October) and the youngest AL SS since Alex Rodriguez with SEA in 1998.

Led the Red Sox with 156 games, 613 AB, and 231 times on base...Played all 156 games at SS, with 154 starts...Marked the most games and starts at SS by a Red Sox since 2003 (Nomar Garciaparra, 156 games and 155 starts).

Topped ML shortstops in AVG, hits, runs (84), doubles (35), total bases (258), and OBP (.355)...Recorded 35 more hits than any other SS...Also topped AL shortstops (2nd among ML SS) with 81 RBI.

His 196 hits ranked 3rd in the majors behind only MIA's Dee Gordon (205) and HOU's Jose Altuve (200)...It was the most ever hits by a Red Sox in an age-22 season or younger, passing Ted Williams in 1940 (193).

His .320 AVG trailed only Miguel Cabrera (.338) in the AL...Marked an 80-point improvement over 2014 (.240).

Led MLB with a .340 AVG (154-for-453) in his last 109 games beginning 5/31.

Named a finalist for an AL Rawlings Gold Glove Award...Ranked 2nd among AL SS in fielding pct. (.984).

Tied DET's Ian Kinsler for the ML lead in 4+ hit games (6)...All 6 came as a 22-year-old, most in the majors that young since KC's George Brett had 6 in 1975, and most by a Red Sox prior to turning 23 since at least 1914.

Placed 2nd in the majors with a .365 AVG vs. LHP (57-for-156), including an ML-best .419 (36-for-86) against lefties from 7/2 through the end of the season...Hit .304 (139-for-457) against RHP, 7th best in the AL.

Had MLB's 2nd-best home AVG (.347), trailing only Miguel Cabrera (.357)...Was 9th in the AL in AVG with RISP (.331, 53-for-160) and was 5th in AVG with 2 out and RISP (.386, 27-for-70).

Led MLB with 10 hits, 6 XBH, and 26 RBI with the bases loaded (.385, 10-for-26, 4 2B, 3B, HR, SF)...Hit 1st career grand slam in the 8th inning on 9/21 vs. TB, turning a 4-6 deficit into an 8-6 lead.

Led the majors with 9 hits in extra innings, the most in a season by a Red Sox since at least 1974...Overall, batted .692 (9-for-13), 2B, HR, 3 RBI, 3 BB in 17 PA in extra innings.

Hit .312 in June, .371 in July, .324 in August, and .357 in September...Was the 1st player age 22 or younger in the last 35 years to hit .310+ in 4 consecutive months of a year (min. 100 AB in each month).

Batted an ML-best .341 (116-for-340) in 80 games as the No. 3 hitter in the lineup (min. 150 PA)...Each of his last 87 starts beginning 6/25 came in the 2nd or 3rd spot in the lineup...Hit no higher than 7th in his first 32 starts.

Tied David Ortiz for the team lead in game-winning RBI with 12...Delivered 2 of the team's 3 walk-off hits, both singles, on 4/17 vs. BAL (9th inning) and 7/24 vs. DET (11th inning).

Went 4-for-8 in the Sox' 19-inning win on 4/10 at NYY, with all 4 hits coming in extra innings...Was the 1st Red Sox with 4+ extra-inning hits in a game since at least 1947.

Hit a game-winning, 3-run single in the 7th inning on 7/7 vs. MIA, the first 3-run single by a Red Sox in the regular season since Gary Allenson vs. DET on 9/11/82.

Had a 23-game on-base streak from 8/30-9/25 (.385/.433/.552, 37-for-96, 8 BB), longest by a Red Sox SS since Nomar Garciaparra reached in 26 consecutive games from 4/27-5/26/03.

LONGEST HITTING STREAKS, RED SOX SHORTSTOPS

Player (Year)	G
Nomar Garciaparra (1997)	30
Xander Bogaerts (2016)	26
Nomar Garciaparra (2003)	26
Johnny Pesky (1947)	26

MOST HITS BEFORE TURNING 24, RED SOX HISTORY

Ted Williams	714
Bobby Doerr	661
Tris Speaker	547
Xander Bogaerts	524

MOST RBI BEFORE TURNING 24, RED SOX HISTORY

Ted Williams	491
Bobby Doerr	363
Tony Conigliaro	294
Carl Yastrzemski	235
Xander Bogaerts	221
Mookie Betts	208

2014: Played a team-high 144 games in 1st full ML season at age 21...Made 98 starts at SS and 44 at 3B.

🔴 Ranked 2nd on the team with 41 XBH...Placed among AL rookie leaders in hits (3rd, 129), XBH (T-3rd), total bases (3rd, 195), 2B (3rd, 28), BB (T-3rd, 39), multi-hit games (4th, 35), runs (4th, 60), HR (5th, 12), and RBI (5th, 46).

🔴 Averaged 4.1 pitches per PA, the highest by a rookie since ATL's Jason Heyward in 2010 (4.1).

🔴 Served as Boston's everyday SS through 6/1...Shifted to 3B on 6/2 when Stephen Drew was recalled...Returned to SS following Drew's 7/31 trade to NYY...Hit .266/.333/.391 as a SS and .182/.217/.300 as a 3B.

🔴 Was batting .299 (66-for-221) through 6/7...In his next 60 games from 6/8-8/30, hit .143 (31-for-217)...Batted .320 (32-for-100) in his last 25 games from 8/31 on.

🔴 On 3/31 at BAL, became Boston's youngest Opening Day SS in a century (21-year-old Everett Scott in 1914).

🔴 Hit 1st career HR at Fenway Park on 5/17 vs. DET...Was the youngest Red Sox player to go deep at Fenway since Jim Rice in 1974 at 21 years old.

🔴 His 89 times on base through the end of May were the most ever by a Red Sox rookie and most by an AL rookie since SEA's Ichiro Suzuki reached 97 times before June in 2001.

🔴 Homered in consecutive games for the 1st time in his career 6/2-3 at CLE...Did it again 9/9-10 vs. BAL.

🔴 Drove in both BOS runs in a 2-1 win on 8/6 at STL...Sac fly in the 9th inning was his 1st career game-winning RBI.

🔴 Removed from the game on 8/22 vs. SEA after being struck in the head by a pitch by Felix Hernandez...Placed on the 7-day concussion DL on 8/25 (retro to 8/23) and activated on 8/30.

🔴 From 8/31 through the end of the season, ranked among AL leaders in AVG (10th, .310) and SLG (10th, .500).

2013: Played in 18 regular season and 12 postseason games for the Red Sox in his ML debut.

🔴 Named *USA Today Sports'* Minor League Player of the Year and tabbed the SS on *Baseball America's* Minor League All-Star First Team...Received Greg Montalbano Award as Red Sox Minor League Player of the Year by the Boston Baseball Writers...Also named *Baseball America's* Red Sox Minor League Player of the Year.

🔴 Selected to BOS' active roster on 8/19 and made 12 regular season starts between SS (6 GS) and 3B (6 GS).

🔴 Made ML debut with a start at SS on 8/20 at SF (0-for-3)...At 20 years and 323 days old, was BOS' youngest position player to appear in a game since Dwight Evans in 1972 (debuted at 20 years, 318 days old on 9/16/72)...Was the Sox' youngest SS since Luis Alvarado in 1969 (20 years old) and the club's youngest player in a game overall since RHP Jeff Suppan in 1995 (20 years old).

🔴 Was the 3rd-youngest player to appear in a ML game in 2013 behind WSH's Bryce Harper and TEX's Jurickson Profar.

🔴 Singled off Brandon League in the 9th inning on 8/24 at LAD for 1st ML hit...Recorded 1st extra-base hits of ML career 9/7 at NYY (2B, HR), including his 1st HR off Jim Miller in the 5th inning.

🔴 Split minor league season between Double-A Portland and Triple-A Pawtucket, combining to hit .297 (132-for-444) with 23 2B, 6 3B, 15 HR, 67 RBI, and 63 BB in 116 games.

🔴 At 20 years old, was the youngest player in the International League all season...Made PawSox debut in a 6/14 doubleheader vs. Buffalo...Scored a walk-off run in the 7th inning of Game 1, and launched a 2-run HR in Game 2.

🔴 Started at SS for Team World in the XM All-Star Futures Game on 7/14 at Citi Field (2-for-3, BB, R).

🔴 Invited to 1st ML Spring Training and was the youngest Red Sox in big league camp (20 years old).

🔴 Appeared in 7 World Baseball Classic games during Netherlands' run to the World Championship Round.

🔴 Following the season, ranked as BOS' No. 1 prospect and the best power hitter in the system for a 2nd straight season, according to *Baseball America*...Also rated the No. 1 prospect in both the International League and the Eastern League...Named the top EL batting prospect in *BA's* Best Tools Survey.

POSTSEASON: Appeared in 12 of BOS' 16 postseason games en route to the 2013 World Series championship...Made 8 starts, all at 3B in the club's last 8 games...Was the youngest Red Sox position player to appear in a postseason game, and 3rd Red Sox to play in the postseason at age 21 or younger, joining Babe Ruth (20 in 1915, 21 in 1916) and Ken Brett (19 in 1967)...Pinch ran in the 9th inning in his postseason debut in Game 3 of the ALDS at TB...Came around to score the tying run on a Dustin Pedroia groundout, becoming the youngest Red Sox to score a run in postseason play...Drew a 7th-inning walk as a pinch hitter in ALDS Game 4 and scored the tying run on a wild pitch...T-1st among ALCS batters with 4 runs scored...In ALCS Game 5

BOGEY AND TONY C.

Bogaerts' 144 games and 594 PA in 2014 were both the most among major leaguers age 21 or younger that season, and the most by a Red Sox that young since Tony Conigliaro in 1966 (150 G, 628 PA)...Since 1920, the only other Red Sox aside from Bogaerts and Conigliaro with that many PA in a season at age 21 or younger was Ted Williams (675 PA in 1939, 661 PA in 1940).

Bogaerts' 12 homers in 2014 were the most in a season by a Red Sox at age 21 or younger since Conigliaro (24 in 1964, 32 in 1965, 28 in 1966)...The only other Red Sox ever with that many homers in a season before turning 22 were Williams (31 in 1939, 18 in 1940) and Bobby Doerr (12 in 1939).

YOUTH ON THE BIG STAGE

At 21 years and 22 days old in Game 1, Bogaerts became the 11th-youngest position player to start a World Series game...Among the other 10, 5 are in the Hall of Fame (Freddie Lindstrom, Mickey Mantle, Travis Jackson, Ty Cobb, Willie Mays)...Became the 2nd-youngest player ever to start each World Series game for a team that won it all; the only younger player was FLA's Miguel Cabrera at 20 years old in 2003.

Xander Bogaerts, Continued

made 1st start of the postseason at 3B...At 21 years and 16 days old, was the youngest Red Sox ever to start a postseason contest (previous: Babe Ruth at 21 years, 246 days old in Game 2 of 1916 World Series)...Was the 3rd-youngest ALCS starter ever behind Claudell Washington (20 years, 55 days in Game 2 in 1974) and Bret Saberhagen (20 years, 176 days in Game 3 in 1984)...Became youngest Red Sox to record a postseason hit with 9th-inning double in ALCS Game 4 at DET...Was the 17th-youngest position player in WS history...Tripled in World Series Game 3, the 3rd-youngest player to notch a 3-bagger in a WS game after Ty Cobb (20 in 1907, Game 4) and Mickey Mantle (20 in 1952, Game 4).

2012: Honored as Red Sox Minor League Offensive Player of the Year and Baseball America's Red Sox Minor League Player of the Year after splitting the season between High-A Salem and Double-A Portland...Also named to Baseball America's Minor League All-Star Second Team.

- Combined to hit .307 (146-for-476) with 37 2B, 3 3B, 20 HR, 81 RBI, and 44 BB in 127 G...Ranked among Red Sox minor league leaders in HR (T-2nd), RBI (3rd), and AVG (T-4th).

- Was the Eastern League's youngest position player all year (2nd youngest overall).

- Began year with 104 games for Salem and was named a Carolina League mid- and postseason All-Star...Placed among CL qualifiers in AVG (4th, .302), OBP (4th, .378), and SLG (2nd, .505).

- Played for the World Team in the All-Star Futures Game on 7/8 in KC as the starting DH (1-for-4).

- Named CL Batter of the Week for 7/30-8/5, his last full week at that level (.541, 13-for-24, 6 2B, 4 RBI, 4 BB).

- Promoted to Portland on 8/9 and homered that night in Double-A debut at Akron.

- Following the season, ranked by *Baseball America* as BOS' No. 1 prospect, as well as the best power hitter and best athlete in the system...Also selected as No. 1 position player prospect (No. 2 overall) in the Carolina League.

2011: Jumped to Single-A Greenville...Reported to the Drive on 6/9 and spent the rest of the season as the club's youngest player (18 years old)...Ranked 3rd on the team with 16 HR.

- Hit 2 HR at Rome on 7/10...Named SAL Batter of the Week on 8/1...Hit .352 (25-for-71) in his last 19 games.

- Following the season, ranked by *Baseball America* as BOS' No. 2 prospect, the SAL's No. 10, and baseball's No. 58.

2010: Named Red Sox Latin Program Player of the Year and a Dominican Summer League All-Star.

- Led the DSL Red Sox in AVG (.314), hits (75), HR (3), RBI (42), total bases (101), SLG (.423), and OPS (.819).

- He and twin brother Jair each hit a grand slam for the DSL Red Sox on 8/20 at the DSL Indians.

- Ended the year on a 13-game hit streak (.358 AVG, 19-for-53, 2 HR).

Personal

- Full name is Xander Jan Bogaerts.

- Signed by Mike Lord (Red Sox).

- Speaks English, Spanish, Dutch, and Papiamentu.

- Is the twin brother of former Red Sox minor league 1B Jair Bogaerts, who was a player to be named later sent to the Cubs on 3/29/12 to complete the compensation for Theo Epstein joining the Cubs as the team's President of Baseball Operations...The brothers signed with the Red Sox on the same day.

- Was a part of the Netherlands' gold-medal squad in the 2011 IBAF Baseball World Cup...Participated in the Senior Little League World Series in Bangor, ME in 2009.

- Graduated from Colegio Arubano High School in Aruba in 2009.

In the Community

Xander has interacted with fans at Red Sox Winter Weekend in each of the last 3 years, signing autographs, posing for pictures, and taking part in panel discussions...Has attended numerous events benefitting the Red Sox Foundation, such as Casino Night, Picnic in the Park, and the Welcome Home Party...Has participated in the Red Sox Destinations program in each of the last 3 seasons...Has also met with Jimmy Fund patients during spring training and at Fenway Park each year...Took part in the PALS for Patriots program in 2016, as well as the Red Sox Novatos ticket program...Was a part of the Red Sox Kids Camp at Fenway Park in July 2016...Participated in several events in 2015, including the WISE Hitting Clinic, the King's Hawaiian batting practice clinic, and the Ice Bucket Challenge...Also in 2015, attended a BoSox Luncheon and spoke to children at Red Sox Kids Camp, as well as at the Bank of America Clinic...In 2014, met with a child as part of the Make-A-Wish program and visited patients at Walter Reed Medical Center...Visited the Jimmy Fund and Boston Children's Hospital during the 2013 Red Sox Rookie Development Program.

Xander Bogaerts, Continued

Xander Bogaerts' Career Record

YEAR	CLUB	AVG	G	AB	R	H	2B	3B	HR	RBI	SH	SF	HB	BB	SO	SB	CS	E
2010	DSL Red Sox	.314	63	239	39	75	7	5	3	42	0	5	6	30	37	4	5	21
2011	Greenville	.260	72	265	38	69	14	2	16	45	0	4	2	25	71	1	3	26
2012	Salem	.302	104	384	59	116	27	3	15	64	1	2	5	43	85	4	4	17
	Portland	.326	23	92	12	30	10	0	5	17	0	1	3	1	21	1	1	4
2013	BOSTON	.250	18	44	7	11	2	0	1	5	0	1	0	5	13	1	0	0
	Portland	.311	56	219	40	68	12	6	6	35	1	2	2	35	51	5	1	9
	Pawtucket	.284	60	225	32	64	11	0	9	32	1	0	2	28	44	2	2	11
2014	BOSTON	.240	144	538	60	129	28	1	12	46	2	7	8	39	138	2	3	20
2015	BOSTON	.320	156	613	84	196	35	3	7	81	3	3	3	32	101	10	2	11
2016	BOSTON	.294	157	652	115	192	34	1	21	89	0	3	6	58	123	13	4	13
	Major League Totals	.286	475	1847	266	528	99	5	41	221	5	14	17	134	375	26	9	44
	Minor League Totals	.296	378	1424	220	422	81	16	54	235	3	14	20	162	309	17	16	88

2009 Signed by the Boston Red Sox as an international free agent, 8/23
 2014 On disabled list with a concussion, 8/23-29

Additional Batting Statistics

YEAR	CLUB	OBP	SLG	OPS	TB	GDP
2013	BOSTON	.320	.364	.684	16	1
2014	BOSTON	.297	.362	.660	195	11
2015	BOSTON	.355	.421	.776	258	16
2016	BOSTON	.356	.446	.802	291	14
	Major League Totals	.337	.411	.749	760	42

Postseason Record

AVG	G	AB	R	H	2B	3B	HR	RBI	SH	SF	HB	BB	SO	SB	CS	E
.282	15	39	10	11	3	1	0	2	0	1	0	6	13	0	0	1

Division Series Record

YEAR	CLUB	AVG	G	AB	R	H	2B	3B	HR	RBI	SH	SF	HB	BB	SO	SB	CS	E
2013	BOS vs. TB	---	2	0	3	0	0	0	0	0	0	0	0	2	0	0	0	0
2016	BOS vs. CLE	.250	3	12	1	3	0	0	0	0	0	0	0	4	0	0	0	0
	Division Series Totals	.250	5	12	4	3	0	0	0	0	0	0	0	2	4	0	0	0

League Championship Series Record

YEAR	CLUB	AVG	G	AB	R	H	2B	3B	HR	RBI	SH	SF	HB	BB	SO	SB	CS	E
2013	BOS vs. DET	.500	4	6	4	3	3	0	0	0	0	0	0	3	1	0	0	0

World Series Record

YEAR	CLUB	AVG	G	AB	R	H	2B	3B	HR	RBI	SH	SF	HB	BB	SO	SB	CS	E
2013	BOS vs. STL	.238	6	21	2	5	0	1	0	2	0	1	0	1	8	0	0	1

All-Star Game Record

YEAR	CLUB	AVG	G	AB	R	H	2B	3B	HR	RBI	SH	SF	HB	BB	SO	SB	CS	E
2016	AL at SD	.500	1	2	0	1	1	0	0	0	0	0	0	0	0	0	0	0

World Baseball Classic Record

YEAR	CLUB	AVG	G	AB	R	H	2B	3B	HR	RBI	SH	SF	HB	BB	SO	SB	CS	E
2013	NED	.263	7	19	1	5	2	0	0	1	2	0	0	3	3	0	0	0

Career Fielding Record

YEAR	CLUB	POS	PCT.	G	GS	PO	A	E	TC	DP
2013	BOSTON	3B	1.000	9	6	9	9	0	18	1
	BOSTON	SS	1.000	8	6	6	20	0	26	1
2014	BOSTON	SS	.975	99	98	138	256	10	404	54
	BOSTON	3B	.910	44	44	37	64	10	111	2
2015	BOSTON	SS	.984	156	154	236	429	11	676	95
2016	BOSTON	SS	.977	157	157	195	355	13	563	73
	Career Totals	3B	.922	53	50	46	73	10	129	3
		SS	.980	420	415	575	1060	34	1669	223

Career Single-Game Highs

HITS 4, 10 times, last 7/23/16 vs. MIN
DOUBLES 3, 6/21/15 at KC
HOME RUNS 1, 41 times, last 9/29/16 at NYY
RBI 5, 9/21/15 vs. TB
RUNS SCORED 4, 6/11/16 at MIN
WALKS 2, 19 times, last 10/11/16 vs. TOR
STRIKEOUTS 3, 15 times, last 9/20/16 at BAL
STOLEN BASES 2, 3 times, last 4/26/16 at ATL
HITTING STREAK 26, 5/6-6/2/16
EJECTIONS None

Home Run Notes

MULTI-HOME RUN GAMES (0)
LEADOFF HOME RUNS (0)
GRAND SLAMS (1)
 9/21/15 vs. TB off Brandon Gomes
PINCH-HIT HOME RUNS (0)
EXTRA-INNING HOME RUNS (1)
 4/25/15 at BAL off Brad Brach (10th)
GAME-ENDING HOME RUNS (0)
INSIDE-THE-PARK HOME RUNS (0)

36 BRIAN BOGUSEVIC OF



Bats: Left • **Throws:** Left • **Height:** 6-3 • **Weight:** 210
Opening Day Age: 33 • **MLB Service:** 2 years, 106 days
Born: 2/18/1984 in Oak Lawn, IL
Resides: Houston, TX
Acquired: Signed as a minor league free agent on 12/25/2016
Contract Status: Signed through 2017

Non-Roster Invitee

Career Highlights

- 🔥 Converted to an outfielder midway through the 2008 season after beginning his pro career in 2005 as a pitcher.
- 🔥 In his ML career as a pinch-hitter, has batted .278 (25-for-90) with 4 HR and an .803 OPS...Hit a pinch-hit, walk-off grand slam on 8/16/11 for HOU vs. CHC, turning a 5-2 deficit into a 6-5 Astros win.
- 🔥 Has batted .254 (163-for-642) against RHP in his ML career.
- 🔥 Has 19 assists and 8 DP in 240 career ML games in the OF, having started 118 games in RF, 35 in LF, and 22 in CF... Ranked T-4th among National League RF with 8 DP from 2010-16, despite playing only 161 games at the position.
- 🔥 At the minor league level, has made 207 starts in CF, 197 in LF, and 149 in RF, recording 34 assists, 6 DP, and a .988 fielding percentage...Has also made 44 starts at 1B, 31 of which came in 2010.
- 🔥 Ranked as one of the Astros' top 30 prospects following the 2005 (No. 9), 2006 (No. 14), 2007 (No. 19), 2008 (No. 4), 2009 (No. 21), and 2010 (No. 27) seasons.
- 🔥 Was an All-American pitcher at Tulane University, where he graduated in 2005.
- 2016: Appeared in 60 games for the Orix Buffaloes in Japan's Pacific League.**
- 🔥 16 of his 32 hits went for extra bases (12 2B, 1 3B, 3 HR).
- 2015: Appeared in 22 games with PHI as a September call-up, but spent most of the season with Triple-A Lehigh Valley...Named an International League postseason All-Star.**
- 🔥 Was a spring training non-roster invitee with the Phillies.
- 🔥 Homered in his 1st and last ML games of the season (9/7 vs. ATL & 10/3 vs. MIA)...Hit safely in 11 of his 14 ML starts.
- 🔥 Named IL Player of the Week for 5/4-10 (11-for-26, 4 2B, HR, 9 R, 6 RBI).
- 🔥 Following the season, played in 20 games with Los Toros del Este in the Dominican Winter League.
- 🔥 Signed a 1-year contract with the Orix Buffaloes of Japan's Pacific League on 12/18.
- 2014: Spent entire season with Triple-A New Orleans, his lone season in the Marlins organization.**
- 🔥 Had 2 DL stints due to a broken right shin (5/29-6/10 and 6/23-8/2).
- 🔥 Hit an 11th-inning, walk-off HR on 8/18 vs. Reno.
- 🔥 In his final game of the season (9/1 vs. Memphis), went 4-for-4 with 2 2B, HR, 3 R.
- 🔥 Signed by PHI as a minor league free agent on 10/22.
- 2013: In his lone season in the Cubs organization, played 47 games for CHC and 86 in the minors.**
- 🔥 Recorded 3 OF assists and did not commit an error in 89 chances for CHC, making 29 starts in LF and 10 in CF... Played all 3 OF positions for Iowa, recording 6 assists with 2 DP and committing only 1 error in 170 chances (.994).
- 🔥 Began the season with Iowa...Hit an inside-the-park HR on 6/21 vs. Nashville (G2).
- 🔥 Selected to the ML roster on 6/25 and spent the remainder of the season with CHC...Hit safely in 13 of his first 17 games with the Cubs.
- 🔥 On the DL with a strained left hamstring from 7/15-8/18...Appeared in rehab games with the AZL Cubs and Iowa.
- 🔥 Homered in his 1st and 3rd games back from the DL...Hit 6 HR and slugged .606 in a 25-game stretch from 8/20-9/19.
- 🔥 Traded to MIA on 12/12 in exchange for OF Justin Ruggiano.
- 2012: Played in 146 games (83 starts) in his 1st full ML season, his last in the HOU organization.**
- 🔥 Made 73 starts in RF and 10 in CF...Recorded 5 assists and was part of 3 double plays.
- 🔥 On Opening Day (4/6 vs. COL), hit the 2nd of back-to-back HR with Carlos Lee.
- 🔥 Made his 1st ML pitching appearance on 6/7 vs. STL (1.0 IP, 3 H, 2 R, HR).
- 🔥 Signed by CHC as a minor league free agent on 11/14.

2011: Hit .287 (47-for-164) with an .805 OPS in 87 ML games (35 starts) over 3 stints with HOU...Also played in 58 games with Triple-A Oklahoma City.

🔥 Led National League RF with 4 double plays, despite making only 31 starts at the position...Had 9 OF assists, tied for 3rd-most by a HOU rookie in franchise history.

🔥 Hit a pinch-hit, walk-off grand slam on 8/16 vs. CHC, turning a 5-2 deficit into a 6-5 win.

🔥 Following the season, hit .317 (38-for-120) with a .946 OPS in 33 games for Aguilas in the Dominican Winter League.

2010: Made ML debut as a September call-up with the Astros...Spent majority of season with Triple-A Round Rock and was named a Pacific Coast League mid-season All-Star.

🔥 Led Round Rock in hits (139), runs (91), steals (23-for-24), and walks (67)...For the Express, made 31 starts at 1B, 49 in LF, 26 in CF, and 18 in RF...Had 7 assists, 2 DP, and a 1.000 fielding percentage in 221 total chances as an OF.

🔥 Recalled by HOU on 9/1 and made his ML debut that night vs. STL...Entered the game in the bottom of the 5th, pinch-hitting for Nelson Figueroa...Reached on a fielder's choice, stole 2B, and scored the tying run in a 5-2 win.

🔥 Recorded 1st ML hit on 9/3 at ARI, a pinch-hit double off Blaine Boyer.

2009: Spent entire season with Triple-A Round Rock, his 1st as a full-time position player.

🔥 Named Round Rock's Offensive Player of the Month for July.

🔥 Following the season, played in 13 games for Mayaguez in the Puerto Rican Winter League.

2008: Opened the season in the starting rotation for Double-A Corpus Christi before being converted to an OF...Batted .347 (51-for-147) with a .969 OPS between Corpus Christi and High-A Salem.

🔥 Made 6 quality starts for the Hooks...Threw 8.0 shutout innings on 5/24 vs. Springfield and 6.0 shutout frames on 6/27 vs. Tulsa...Made his final start on 7/3 at Tulsa.

🔥 Transferred to High-A Salem on 7/5 and played in 8 games (all in RF) before transferring back to CC on 7/21.

🔥 Following his promotion, posted a .386/.466/.561 batting line (44-for-114, 9 2B, 3B, 3 HR)...Went 16-for-32 (.500) in his final 8 games...Named Corpus Christi Offensive and Defensive Player of the Month for August.

🔥 Following the season, was named an Arizona Fall League Rising Star...Batted .338 (25-for-74) for Scottsdale.

🔥 Ranked by *Baseball America* as the Astros' No. 4 prospect and the best hitter for average following the season.

2007: Was 10-8 with a 4.61 ERA (71 ER/138.2 IP) in 27 starts between High-A Salem and Double-A Corpus Christi...Named Carolina League Pitcher of the Week for 5/7-13 (2-0, 0.64 ERA).

2006: Posted a 4.65 ERA (42 ER/81.1 IP) in 20 starts between Short-A Tri-City and Single-A Lexington.

2005: Made 13 pitching appearances (all in relief) for Short-A Tri-City in his pro debut.

Personal

🔥 Full name is Brian Thomas Bogusevic...Last name is pronounced "boh-guh-SEH-vick."

🔥 Married Kelley Smith on 11/9/13...The couple has a daughter, Lillian (born June 2016).

🔥 Signed by Mike Rosamond (Astros).

🔥 Graduated from Tulane University in 2005...Named a Louisville Slugger First Team All-American and a First Team All-Conference USA pitcher in 2005.

🔥 Graduated in 2001 from De La Salle Institute (IL)...Named 2001 Illinois Gatorade Player of the Year and earned the Tony Lawless Award as the MVP of the Chicago Catholic League.

Brian Bogusevic's Career Batting Record

YEAR	CLUB	AVG	G	AB	R	H	2B	3B	HR	RBI	SH	SF	HB	BB	SO	SB	CS	E
2007	Corpus Christi	.500	2	2	0	1	0	0	0	0	0	0	0	0	0	0	0	0
2008	Corpus Christi	.371	42	124	21	46	10	2	3	20	4	0	1	16	24	8	1	1
	Salem	.217	8	23	4	5	2	0	1	6	0	0	1	4	1	1	0	1
2009	Round Rock	.271	138	520	68	141	25	3	6	53	5	0	3	53	118	22	3	5
2010	Round Rock	.277	131	502	91	139	26	2	13	57	1	2	3	67	108	23	1	3
	HOUSTON	.179	19	28	5	5	3	0	0	3	0	0	0	3	12	1	1	0
2011	Oklahoma City	.261	58	218	27	57	11	5	3	35	0	1	5	30	49	20	3	5
	HOUSTON	.287	87	164	22	47	14	1	4	15	1	1	1	15	40	4	2	2
2012	HOUSTON	.203	146	355	39	72	9	2	7	28	0	1	7	41	96	15	4	5
2013	Iowa	.317	79	265	50	84	14	3	10	32	0	0	4	41	58	16	2	2
	CHICAGO-NL	.273	47	143	18	39	7	1	6	16	0	1	1	10	35	2	0	0
	AZL Cubs	.400	7	25	7	10	4	1	0	5	0	0	0	7	5	3	0	0
2014	New Orleans	.260	79	265	43	69	14	4	6	33	4	4	6	32	56	5	7	2
	GCL Marlins	.333	3	9	2	3	0	0	1	3	0	0	0	2	2	1	1	0
2015	Lehigh Valley	.296	118	467	65	138	18	3	12	57	0	1	3	44	97	24	5	2
	PHILADELPHIA	.259	22	58	9	15	3	0	2	5	0	0	0	3	21	2	0	3
2016	Orix	.187	60	171	19	32	12	1	3	18	0	0	7	15	48	3	2	-
Major League Totals		.238	321	748	93	178	36	4	19	67	1	3	9	72	204	24	7	10
Minor League Totals		.286	665	2420	378	693	124	23	55	301	14	8	26	296	518	123	23	21
Japanese Totals		.187	60	171	19	32	12	1	3	18	0	0	7	15	48	3	2	-

Brian Bogusevic, Continued

2005	Signed by the Houston Astros as a first-round selection (24th overall) in the June Draft
2012	Signed by the Chicago Cubs as a minor league free agent, 11/14
2013	On disabled list with a strained left hamstring, 7/15-8/18
2013	Acquired by the Miami Marlins in exchange for OF Justin Ruggiano, 12/12
2014	Signed by the Philadelphia Phillies as a minor league free agent, 10/22
2015	Signed by the Orix Buffaloes of Japan's Pacific League, 12/18
2016	Signed by the Boston Red Sox as a minor league free agent, 12/25

Additional Batting Statistics

YEAR	CLUB	OBP	SLG	OPS	TB	GDP
2010	HOUSTON	.258	.286	.544	8	2
2011	HOUSTON	.348	.457	.805	75	8
2012	HOUSTON	.297	.299	.596	106	6
2013	CHICAGO-NL	.323	.462	.784	66	4
2015	PHILADELPHIA	.295	.414	.709	24	1
Major League Totals		.311	.373	.684	279	21

Career Pitching Record

YEAR	CLUB	W-L	ERA	G	GS	CG	SHO	SV	IP	H	R	ER	HR	HB	BB	SO	WP	BK
2005	Tri-City	0-2	7.59	13	0	0	0	3	21.1	30	20	18	2	2	9	17	1	0
2006	Lexington	2-5	4.73	17	17	0	0	0	70.1	76	44	37	6	1	24	60	7	0
	Tri-City	0-0	4.09	3	3	0	0	0	11.0	10	8	5	1	0	5	6	3	0
2007	Salem	9-7	4.01	21	21	1	0	0	114.1	133	57	51	7	2	39	91	10	0
	Corpus Christi	1-1	7.40	6	6	0	0	0	24.1	29	21	20	1	2	14	17	1	0
2008	Corpus Christi	2-6	5.50	17	17	0	0	0	88.1	94	56	54	15	3	32	34	2	0
2012	HOUSTON	0-0	18.00	1	0	0	0	0	1.0	3	2	2	1	0	0	0	0	0
Major League Totals		0-0	18.00	1	0	0	0	0	1.0	3	2	2	1	0	0	0	0	0
Minor League Totals		14-21	5.05	77	64	1	0	3	329.2	372	206	185	32	10	123	225	24	0

Career Fielding Record

YEAR	CLUB	POS	PCT.	G	GS	PO	A	E	TC	DP
2010	HOUSTON	OF	1.000	11	6	18	0	0	18	0
2011	HOUSTON	OF	.978	53	35	80	9	2	91	4
2012	HOUSTON	OF	.975	121	83	187	5	5	197	3
	HOUSTON	P	-	1	0	0	0	0	0	0
2013	CHICAGO-NL	OF	1.000	39	37	86	3	0	89	0
2015	PHILADELPHIA	OF	.914	16	14	30	2	3	35	1
Career Totals		OF	.977	240	175	401	19	10	430	8
		P	-	1	0	0	0	0	0	0

Career Single-Game Highs

HITS	3, 7 times, last 9/13/13 at PIT
DOUBLES	2, 8/29/11 vs. PIT
HOME RUNS	1, 19 times, last 10/3/15 vs. MIA
RBI	4, 8/16/11 vs. CHC
RUNS SCORED	2, 11 times, last 9/7/13 vs. MIL
WALKS	3, 8/25/13 at SD
STRIKEOUTS	4, 10/3/10 vs. CHC
STOLEN BASES	2, 8/25/11 at SF
HITTING STREAK	6, 4 times, last 7/13-8/23/13
EJECTIONS	None

Home Run Notes

MULTI-HOME RUN GAMES (0)	
LEADOFF HOME RUNS (0)	
GRAND SLAMS (1)	8/16/11 vs. CHC off Carlos Marmol
PINCH-HIT HOME RUNS (4)	8/16/11 vs. CHC off Carlos Marmol
	9/29/12 at MIL off Livan Hernandez
	9/19/13 at MIL off Donovan Hand
	9/7/15 vs. ATL off Williams Perez
EXTRA-INNING HOME RUNS (0)	
GAME-ENDING HOME RUNS (1)	8/16/11 vs. CHC off Carlos Marmol
INSIDE-THE-PARK HOME RUNS (0)	

19 JACKIE BRADLEY JR. OF

Bats: Left • **Throws:** Right • **Height:** 5-10 • **Weight:** 200
Opening Day Age: 26 • **MLB Service:** 2 years, 150 days
Born: 4/19/1990 in Richmond, VA
Resides: Naples, FL
Acquired: Selected in the supplemental round (40th overall) of the 2011 June Draft
Contract Status: Signed through 2017



Career Highlights

- Was the starting LF for the AL in the 2016 All-Star Game on 7/11 at SD...Was elected via the fan ballot.
- Has twice been named a finalist for the Rawlings AL Gold Glove Award in CF (2014, 2016)...Led MLB with 13 OF double plays from 2014-16.
- Set a Red Sox franchise record and tied the MLB record (11th time) with 5 XBH on 8/15 vs. SEA (5-for-6, 3 2B, 2 HR)...At 25 years and 118 days old, was the youngest major leaguer ever with 5 XBH in a game.
- Recorded a 29-game hitting streak in 2016, tied for the 4th-longest in Red Sox history and the 2nd-longest in MLB on the season (ATL's Freddie Freeman, 30 games).
- The Sox are 33-5 (.868) when Bradley homers, including 10-0 since 7/29/16.
- Named 2015 Red Sox Comeback Player of the Year by the Boston chapter of the BBWAA.
- Made ML debut as Opening Day LF in 2013, less than 2 years after being selected in the 2011 June Draft.
- Honored by the Boston BBWAA as the Red Sox 2012 Minor League Player of the Year...Was named Red Sox 2012 Minor League Defensive Player of the Year...Entered 2013 and 2014 as the best defensive OF in the Red Sox system and as having the best outfield arm among Sox farmhands, according to *Baseball America*.

2016: Started the 87th MLB All-Star Game in LF, his 1st appearance in the Midsummer Classic... Tabbed a Rawlings Gold Glove Award finalist for CF and named a Sporting News AL All-Star.

- Named to 3rd Opening Day roster (also 2013-14) and spent the entire season with the ML club.

- Hit 26 HR and recorded 87 RBI, after totaling 14 HR and 83 RBI in his first 3 seasons (2013-15)...His 149 hits in 2016 matched his total from 2013-15.

- Led major league CF with 13 assists...Among American League CF, ranked 1st in double plays (3) and 2nd in fielding % (.992)...According to Fan-Graphs, ranked 2nd among American League CF with 11 defensive runs saved.

- Received the Special Achievement Award from the Boston chapter of the BBWAA for his 29-game hitting streak from 4/24-5/25, tied for the 4th-longest in Red Sox history...Led MLB in AVG (.415), SLG (.783), OPS (1.271), RBI (30), and triples (tied, 3), and paced the AL in OBP (.488) in that time (44-for-106, 9 2B, 3 3B, 8 HR, 14 BB)...According to Elias, became the 1st player with a hit streak of 29+ games while batting 6th or lower in each game since NYY's Joe Gordon in 1942 (29 G)...BOS had MLB's best record during the streak (21-8).

- BOS went 20-5 in games in which he homered, including 10-0 from 7/29 through the remainder of the season.

- Hit .339 and slugged .572 when batting 8th or 9th in the lineup (61-for-180, 12 2B, 3 3B, 8 HR)...Among players with at least 100 AB batting 9th, ranked 1st in OBP (.388), SLG (.598), and OPS (.986), and was 2nd in AVG (.341).

- Recorded the Sox' lone hit on 4/19 vs. TB while batting 9th...It was the 1st time BOS' only hit in a game was delivered by a No. 9 hitter since 9/2/01 vs. NYY, when Carl Everett broke up Mike Mussina's perfect game with a 2-out single in the 9th inning at Fenway Park.

- Began his 29-game hitting streak on 4/24 at HOU (2-for-6, 2B, 2 RBI)...Drove in Hanley Ramirez in the 12th inning (single) for the winning run.

- Homered in the Sox' 1-0 win at ATL on 4/25, a 1-out blast in the 7th inning...Became the 1st Red Sox to homer in a 1-0 win since Manny Ramirez did so on 6/16/07 vs. SF...The last Boston player to homer in the 7th inning or later in a 1-0 win was Dwight Evans on 8/25/90 at Toronto (7th inning).

- Led MLB with 4 triples in April...Recorded his first career 2-triple game on 4/30 vs. NYY...The only other Red Sox in the last 100 years with at least 4 triples before May 1 are Jose Offerman (4 in 1999), Nomar Garciaparra (4 in 1998), and Bill Regan (4 in 1928).

- Totalled 13 RBI in the Sox' 3-game series vs. OAK from 5/9-11, the most by a Red Sox player in a 3-game set since Nomar Garciaparra had 14 vs. SEA in May 1999...Had 6 RBI on both 5/9 and 5/11, becoming the 1st Red Sox player ever with 6+ RBI in multiple games of a 3-game series, and the 1st major leaguer to accomplish the feat since Geoff Jenkins had 6 RBI on 4/28/01 and 4/29/01 vs. Montreal.

BRADLEY'S CAREER STATS

Stat	Through 8/8/15	Since 8/9/15
Games	188	206
AVG	.188	.273
OBP	.267	.353
SLG	.268	.515
OPS	.535	.867
2B	24	47
3B	2	11
HR	5	35
RBI	44	126
R	69	131

Jackie
Bradley Jr.

Jackie Bradley Jr., Continued

🔥 Had 6 RBI from the No. 8 spot in the lineup on 5/11 vs. OAK, less than a year after driving in 7 runs from the No. 9 spot on 8/15/15 vs. SEA...According to Elias, he is 1 of only 3 Red Sox ever to record multiple games with 6+ RBI from either the 8th or 9th spot in a batting order...The others to do it were Bill Mueller (6/27/03 vs. FLA and 7/29/03 at TEX) and Brian Daubach (8/14/99 vs. SEA and 6/29/00 vs. BAL).

🔥 Earned his 1st career AL Player of the Week honor for the period 5/9-15, when he led the majors in hits (tied, 15) and RBI (15) and ranked among AL leaders in AVG (5th, .469), OPS (5th, 1.297), and XBH (T-8th, 5)...Went 15-for-32 with 3 HR, 2 2B, and 6 runs scored in 7 games.

🔥 Recorded multiple hits and an RBI in 5 consecutive games from 5/9-14, tied for the longest such streak in MLB in 2016...Had multiple hits in 6 straight games from 5/8-13, also tied for the majors' longest streak of the year.

🔥 Was intentionally walked twice on 5/21 vs. CLE as the No. 7 batter in the Sox' lineup (3 BB total)...The last Red Sox player to draw at least 2 IBB and 3 total BB while batting 7th or lower in the lineup was Tim Lincecum on 5/11/96 at TOR (batting 7th).

🔥 Snapped his 29-game hitting streak on 5/26 vs. COL, going 0-for-4 as the leadoff hitter...Was on deck when the game's final out was made.

🔥 Named AL Player of the Month for May...In 27 games during the month, led the AL in OBP (.474) and ranked among leaders in AVG (2nd, .381), SLG (2nd, 1.175), hits (8th, 37), HR (T-5th, 8), RBI (8th, 24), walks (5th, 17), and XBH (T-9th, 15)...Became the 1st Red Sox to earn the monthly honor since Dustin Pedroia in July 2011.

🔥 Placed on paternity leave on 5/31 and reinstated on 6/3...He and his wife, Erin, had their 1st child, a daughter (Emerson).

🔥 Was caught stealing on 6/29 at TB, snapping a streak of 20 consecutive successful SB attempts to begin his career.

🔥 Recorded 2 assists and a double play on 7/3 vs. LAA...Was his 1st career game with multiple assists.

🔥 Selected via the fan ballot to start the MLB All-Star Game in LF on 7/11 at Petco Park and went 2-for-2 (2 singles).

🔥 Homered in 3 of 9 games from 7/21-29 and in 4 of 6 games from 8/14-19...Batted .328 (21-for-64) with 5 HR and a .988 OPS during a 19-game stretch from 8/31-9/20.

LONGEST HITTING STREAKS, RED SOX HISTORY

Player (Year)	G	Stats
Dom DiMaggio (1949)	34	51-for-145, 11 2B, 3B, 3 HR
Nomar Garciaparra (1997)	30	54-for-141, 9 2B, 3B, 9 HR
Tris Speaker (1912)	30	53-for-125, 16 2B, 3 3B, 2 HR
Jackie Bradley Jr. (2016)	29	44-for-106, 9 2B, 3 3B, 8 HR
Johnny Damon (2005)	29	46-for-132, 11 2B, 2 3B, 3 HR

POSTSEASON: Made his postseason debut, starting each of the Red Sox' 3 ALDS games in CF.

2015: Played in 74 games (66 starts) over 4 stints with BOS and named Red Sox Comeback Player of the Year by the Boston Baseball Writers...Led Triple-A Pawtucket in AVG (.305), HR (9), 2B (18), OBP (.382), and SLG (.472) and named an International League All-Star.

🔥 Hit .121 (7-for-58) with 1 HR in his first 24 ML games from 5/10-8/8, but had a .294 AVG/.366 OBP/.613 SLG/.980 OPS line in his final 50 games in the majors (48-for-163, 17 2B, 4 3B, 9 HR, 39 RBI, 37 R).

🔥 Recorded 4 assists and was part of 2 double plays as an OF...Combined to post a .994 fielding percentage (1 E/164 TC) while splitting time in RF (32 G, 28 GS), CF (27 G, 25 GS), and LF (17 G, 13 GS).

🔥 Red Sox pitchers posted a 3.94 ERA (261 ER/596.1 IP) in his 66 starts compared to a 4.57 ERA (433 ER/852.0 IP) in 96 games he did not start.

🔥 Posted a .306/.390/.528 line vs. LHP...His .528 SLG against lefties ranked 5th in the majors and 2nd in the AL among left-handed batters (min. 75 PA)...Hit 8 of his 10 HR against RHP.

🔥 Hit .320 (33-for-103) at Fenway Park...Among 166 AL players with at least 100 AB at home, ranked 3rd in SLG (.621) and 4th in OPS (1.013).

🔥 Hit .326 (29-for-89) in day games...His .663 SLG in day games ranked 3rd in the majors (min. 75 AB).

🔥 Hit .309 (17-for-55) with RISP...Was 4-for-4 with 2 2B, 3B, and 9 RBI with the bases loaded.

🔥 Recalled by BOS for the 1st time on 4/28 but did not appear in that night's game vs. TOR...Optioned back to Pawtucket following the game...Made his 2nd and 3rd ML stints of the season from 5/10-22 and 6/25-7/3.

🔥 Went 2-for-4 on 6/25 vs. BAL, snapping an 0-for-30 skid dating back to 2014 (started 0-for-12 in 2015)...Recorded an inning-ending DP in the 9th, throwing out David Lough at home.

🔥 Recalled for a 4th and final time on 7/29 and started 57 of the Sox' remaining 61 games (CF-24, RF-20, LF-13).

🔥 Hit .446 with a .489 OBP, .952 SLG, and 1.441 OPS during a 25-game stretch from 8/9-9/7, with 24 of his 37 hits in that span going for extra bases (37-for-83, 32 RBI, 29 R, 13 2B, 4 3B, 7 HR, 7 BB)...During that time, led the majors in AVG, SLG, OPS, XBH, runs, and doubles, also ranking 2nd in OBP, RBI, and triples.

🔥 Went 2-for-3, HR, 3B, BB, 5 RBI on 8/9 at DET...Was the 1st Red Sox No. 9 hitter with as many as 5 RBI in a game since Trot Nixon on 7/24/99 at DET (5)...Was the youngest Red Sox CF with a 5+ RBI game since Ellis Burks had 5 on 8/27/90 at CLE (both 25 years old).

🔥 Recorded 7 XBH (5 2B, 2 HR) during a 3-game series vs. SEA from 8/14-16, most by any Red Sox in a single series since Dwight Evans had 7 XBH from 8/12-14/88 vs. DET (4 2B, 3B, 2 HR).

BRADLEY BECOMES YOUNGEST MAJOR LEAGUER EVER WITH 5 XBH IN A GAME

Bradley set a Red Sox franchise record and tied the MLB record (11th time) with 5 XBH on 8/15/15 vs. SEA (5-for-6, 5 R, 3 2B, 2 HR, 7 RBI)...At 25 years and 118 days old, he was the youngest major leaguer ever with 5 XBH in a game...The only other player 25 or younger with 5 XBH in a game was Larry Twitchell (25 years, 178 days), who accomplished the feat exactly 126 years prior on 8/15/1889 (source: Elias)...Bradley was just the 3rd player in 100 years with at least 5 XBH, 5 R, and 7 RBI in a game, along with Shawn Green for the Dodgers (5/23/02 at MIL) and Joe Adcock for the Braves (7/31/54 at BRO).

🔥 On 8/23 vs. KC, broke a scoreless tie with an RBI double in the 2nd inning, gave the Sox a 5-4 lead with an RBI 2B in the 7th, and led off the bottom of the 9th with a single...Also threw out Omar Infante at the plate in the 9th.

🔥 Had 11 consecutive hits go for extra bases from 8/14-23.

🔥 Recorded at least 1 hit and scored at least 1 run in 8 consecutive games from 8/30-9/7 (.577, 15-for-26).

🔥 On 9/7 vs. TOR, went 4-for-4, 2B, HR, 4 RBI...Recorded at least 4 hits and 4 RBI for the 2nd time in 23 days (also 8/15 vs. SEA), the shortest span by a Red Sox since Manny Ramirez in 2002.

🔥 Hit 9 HR in his final 50 games of the season after homering 5 times in his 1st 188 ML games.

🔥 Started in LF for the International League in the 2015 Triple-A All-Star Game (0-for-3, R, BB, HBP)...Was the leading vote-getter in fan balloting.

🔥 Recorded 2 multi-HR games in a span of 4 days with the PawSox (7/17 at Durham, 7/20 at Norfolk)...Had multiple hits in 6 consecutive games from 4/27-5/7 (13-for-26, 3 2B, HR).

2014: Spent the majority of the season with the Red Sox, leading the club with 125 appearances as an OF...Named a finalist for the AL Gold Glove Award at CF.

🔥 Committed just 1 error all year for a .997 fielding percentage (318 chances), 4th best among AL outfield qualifiers...His .997 fielding percentage in CF (307 chances) ranked 3rd among qualifiers at that position.

🔥 Had 13 OF assists, tied for 3rd in MLB and most by a Red Sox since Jason Bay in 2009 (15)...All 13 came as a CF, the 2nd-most assists by a Red Sox rookie CF in the past 100 years (Ellis Burks, 15 in 1987).

🔥 Was involved in 8 double plays, 5 more than any other OF in MLB...It marked the most double plays in MLB by a rookie OF since WSH's Del Unser had 10 in 1968, and T-2nd most by a Red Sox rookie OF in club history (Duffy Lewis, 9 in 1910)...Was the 1st ML OF to have as many as 8 double plays since WSH's Alfonso Soriano in 2006 (9), and 1st Red Sox since Dwight Evans in 1975 (8).

🔥 Was optioned to Triple-A Pawtucket on 3/28, but was recalled on 3/31 prior to the season opener at BAL when Shane Victorino went on the DL.

🔥 Had 9 XBH (8 2B, 3B) in March/April, most by a Sox rookie before May since Shea Hillenbrand had 12 in 2001.

🔥 Drove in the go-ahead and game-winning runs with a 2-run double in the top of the 14th inning on 4/16 at CWS.

🔥 Hit his only HR of the season on 5/31 vs. TB off Cesar Ramos, his 1st career HR off a lefty pitcher.

🔥 Broke up Jose Quintana's no-hit bid with an RBI single in the 6th inning on 7/10 vs. CWS.

🔥 Optioned to Pawtucket on 8/18 and played 16 games for the PawSox, including 2 in the playoffs.

🔥 Recalled by the Red Sox on 9/5 and appeared in 15 games (9 starts) over the remainder of the season.

2013: Split the season between BOS and Triple-A Pawtucket after never before playing above Double-A...Appeared in 37 games (26 starts) over 4 stints with BOS.

🔥 Broke spring training with the big league club, just the 2nd Red Sox farmhand since 1981 to make the Opening Day roster without Triple-A experience (also Shea Hillenbrand in 2001)...Other notable Red Sox to do it over the last 50 years include Bruce Hurst (1980), Bob Stanley (1977), and Billy Conigliaro (1964).

🔥 With BOS, appeared in 14 games in LF (10 GS), 19 in CF (16 GS), 2 in RF, and 2 as a PH...Each of his last 16 ML starts beginning 5/31 came in CF, including 10 of the club's 19 games after final recall on 9/7.

🔥 Made ML debut with a start in LF on Opening Day, 4/1 at NYY...At 22 years old, was the youngest Red Sox OF to start on Opening Day since a 21-year-old Dwight Evans in 1973 (RF) and the club's youngest Opening Day LF since Carl Yastrzemski's 2nd season in 1962 (22 years old)...Was the 1st Red Sox to make his ML debut with an Opening Day start since Shea Hillenbrand in 2001.

🔥 Went 0-for-2 with 3 BB, an RBI, and 2 runs scored in his debut...Since RBI became an official stat in 1920, was the 1st player with at least 3 BB, a run, and an RBI in his ML debut...Was the 1st ML player with 3 BB in his debut since MIN's Danny Ardoin on 8/2/00, the 1st Red Sox to do it since Joe Lahoud on 4/10/68.

🔥 Snapped an 0-for-21 drought with a 9th-inning single on 5/30 at PHI.

🔥 Hit 1st ML homer off Justin Grimm on 6/4 vs. TEX.

🔥 Paced Pawtucket with 26 2B, 3 3B, and 39 XBH...Also topped the club with a .374 OBP (min. 200 AB)...Named the No. 8 prospect in the International League by *Baseball America*.

🔥 Did not commit an error in 68 Triple-A games in the outfield...Named the best defensive OF in the IL in *Baseball America's* 2013 Best Tools Survey...Was Red Sox Minor League Defensive Player of the Month for June.

🔥 On the PawSox' 7-day DL from 5/4-17 (biceps tendinitis) and again from 7/31-8/8 (right elbow inflammation).

Jackie Bradley Jr., Continued

- 🔴 Had a 15-game hit streak with the PawSox from 4/30-6/14 (.439, 25-for-57, 9 2B, 3B, 2 HR, 8 RBI)...Had a double in each of the last 6 games of that streak.
- 🔴 Went 5-for-13 (.385), RBI, BB, 2 R in 3 IL playoff games.
- 🔴 Following the season, ranked by *Baseball America* as BOS' No. 1 outfield prospect (No. 3 overall), as well as the system's best defensive outfielder and as having the system's best outfield arm, both for a 2nd straight year.
- 2012: Selected as Red Sox Minor League Player of the Year by the Boston Baseball Writers...Also named to *Baseball America's* 2012 Minor League All-Star Second Team.**
- 🔴 Was the Red Sox' Minor League Defensive Player of the Year.
- 🔴 Combined to bat .315 (146-for-463) with 42 2B, 4 3B, 9 HR, and 63 RBI in 128 games between High-A Salem and Double-A Portland...T-7th among all minor leaguers in doubles and T-8th with 87 BB.
- 🔴 Led BOS farmhands with 90 R and 87 BB...Also topped the system with a .430 OBP and ranked 2nd among Sox minor league qualifiers in AVG (min. 250 AB).
- 🔴 Began the year with Salem and earned Carolina League mid- and postseason All-Star honors.
- 🔴 Selected as the organization's Minor League Defensive Player of the Month for April.
- 🔴 Named Topps Player of the Month in the CL for May after batting .382 (34-for-89) with a CL-high 21 BB.
- 🔴 Played the entire Carolina/California League All-Star Game on 6/19, batting leadoff and playing CF.
- 🔴 Led all full-season minor leaguers with a .480 OBP prior to promotion to Double-A on 6/21 following the All-Star break...Also topped the Carolina League with a .359 AVG, 53 R (tied), 26 2B, and 52 BB in the 1st half.
- 🔴 Hit safely in 16 of his first 18 Double-A games through 7/7 (.384, 28-for-73).
- 🔴 Following the season, ranked by *Baseball America* as BOS' No. 1 outfield prospect, No. 2 prospect overall, the best defensive outfielder, and as having the best outfield arm and best strike zone discipline in the system.
- 🔴 Selected by *Baseball America* as the No. 1 outfield prospect in both the Carolina League (No. 4 overall) and the Eastern League (No. 5 overall)...Rated in *Baseball America's* Best Tools Survey as the Carolina League's most exciting player, best defensive outfielder, best batting prospect, and best base runner, as well as having the CL's best outfield arm and best strike zone judgment.
- 2011: Appeared in 10 games between Short-A Lowell and Single-A Greenville in 1st pro season.**
- 🔴 Hit 1st career HR in his final game of the season on 9/4 at Hickory.
- 🔴 Following the season, ranked by *Baseball America* as BOS' No. 3 outfield prospect and No. 10 prospect overall, as well as the best defensive outfielder in the system.

Personal

- 🔴 Full name is Jackie Bradley Jr.
- 🔴 Signed by Quincy Boyd (Red Sox).
- 🔴 Married to Erin...The couple had a daughter, Emerson, in June 2016.
- 🔴 Is a distant relative of Michael Jordan...Jordan's grandfather and Jackie's great-great-grandmother were siblings.
- 🔴 Led University of South Carolina to the 2010 National Championship with a .368 AVG and was named both the Most Outstanding Player and to the All-Tournament Team at the College World Series.
- 🔴 Named a Freshman All-American by *Baseball America*...Also named to 2009 SEC All-Freshman Team...Played for Hyannis of the Cape Cod League in 2009...Played for USA Baseball's Collegiate National Team in 2010.
- 🔴 Graduated from Prince George (VA) High School...Named to the 2008 Virginia AAA All-State Team.

In the Community

Jackie frequently poses for pictures and signs autographs for fans before games...Has interacted with fans at Red Sox Winter Weekend in each of the last 2 years, signing autographs, posing for pictures, and taking part in panel discussions...Has been a regular attendee at Red Sox Foundation events, including Casino Night, Picnic in the Park, and the Welcome Home Party...Has also been a frequent participant in the Red Sox Destinations program and BoSox Family Day...Has participated in the Fort Myers "Day of Service" during each of the last 3 spring trainings...Has met with Jimmy Fund patients in Fort Myers and at Fenway Park, as well as spoken to children at Red Sox Kids Camps and participated in the Kid Nation press conference...In 2016, served as captain of the Red Sox Scholars program...Also in 2016, provided a fielding lesson to a fan as part of an auction experience during spring training...In April 2016, spent time with 2 children—Liam and Tyler—as part of the Kids Wish Network, participated in the Pablo's Pandas program, and met with PALS for Patriots honorees...Took part in a Red Sox Scholars shopping spree at Target in August 2016...Took part in the Ice Bucket Challenge in 2015...In 2014, visited with patients at Walter Reed Medical Center, attended the Jackie Robinson RBI clinic in New York, and participated in the Children's Hospital of Southwest Florida Golf Classic...Also attended the Diamond Dinner at JetBlue Park in 2013, which benefitted the hospital...Spent time with Jimmy Fund and Boston Children's Hospital patients during the 2013 Red Sox Rookie Development Program.

Jackie Bradley Jr.'s Career Record

YEAR	CLUB	AVG	G	AB	R	H	2B	3B	HR	RBI	SH	SF	HB	BB	SO	SB	CS	E
2011	Lowell	.190	6	21	5	4	0	0	0	0	0	0	0	4	5	0	2	0
	Greenville	.333	4	15	2	5	1	0	1	3	0	0	0	0	3	0	0	0
2012	Salem	.359	67	234	53	84	26	2	3	34	0	8	10	52	40	16	6	4
	Portland	.271	61	229	37	62	16	2	6	29	0	3	4	35	49	8	3	3
2013	BOSTON	.189	37	95	18	18	5	0	3	10	0	0	2	10	31	2	0	1
	Pawtucket	.275	80	320	57	88	26	3	10	35	2	1	10	41	75	7	7	0
2014	BOSTON	.198	127	384	45	76	19	2	1	30	1	2	5	31	121	8	0	1
	Pawtucket	.212	14	66	6	14	1	0	1	5	0	0	0	3	18	0	1	0
2015	Pawtucket	.305	71	282	38	86	18	1	9	29	1	0	5	30	44	4	4	3
	BOSTON	.249	74	221	43	55	17	4	10	43	1	3	3	27	69	3	0	1
2016	BOSTON	.267	156	558	94	149	30	7	26	87	0	5	10	63	143	9	2	3
Major League Totals		.237	394	1258	200	298	71	13	40	170	2	10	20	131	364	22	2	6
Minor League Totals		.294	303	1167	198	343	88	8	30	135	3	12	29	165	234	35	23	10

2011 Signed by the Boston Red Sox as a supplemental-round selection (40th overall) in the June Draft

Division Series Record

YEAR	CLUB	AVG.	G	AB	R	H	2B	3B	HR	RBI	SH	SF	HB	BB	SO	SB	CS	E
2016	BOS vs. CLE	.100	3	10	0	1	0	0	0	0	0	0	1	0	7	0	0	0

Additional Batting Statistics

YEAR	CLUB	OBP	SLG	OPS	TB	GDP
2013	BOSTON	.280	.337	.617	32	1
2014	BOSTON	.265	.266	.531	102	10
2015	BOSTON	.335	.498	.832	110	5
2016	BOSTON	.349	.486	.835	271	10
Major League Totals		.316	.409	.726	515	26

All-Star Game Record

YEAR	CLUB	AVG	G	AB	R	H	2B	3B	HR	RBI	SH	SF	HB	BB	SO	SB	CS	E
2016	AL at SD	1.000	1	2	0	2	0	0	0	0	0	0	0	0	0	0	0	0

Career Fielding Record

YEAR	CLUB	POS	PCT.	G	GS	PO	A	E	TC	DP
2013	BOSTON	OF	.983	34	26	57	1	1	59	0
2014	BOSTON	OF	.997	125	111	304	13	1	318	8
2015	BOSTON	OF	.994	73	66	159	4	1	164	2
2016	BOSTON	OF	.992	156	156	365	13	3	381	3
Career Totals		OF	.993	388	358	885	31	6	922	13

Career Single-Game Highs

HITS	5, 8/15/15 vs. SEA
DOUBLES	3, 8/15/15 vs. SEA
HOME RUNS	2, 2 times, last 5/11/16 vs. OAK
RBI	7, 8/15/15 vs. SEA
RUNS SCORED	5, 8/15/15 vs. SEA
WALKS	3, 3 times, last 5/21/16 vs. CLE
STRIKEOUTS	4, 3 times, last 8/24/16 at TB
STOLEN BASES	1, 22 times, last 9/28/16 at NYY
HITTING STREAK	29, 4/24-5/25/16
EJECTIONS	None

Home Run Notes

MULTI-HOME RUN GAMES (2)

2-HOME RUN GAMES (2)

8/15/15 vs. SEA

5/11/16 vs. OAK

LEADOFF HOME RUNS (0)

GRAND SLAMS (1)

5/9/16 vs. OAK

PINCH-HIT HOME RUNS (0)

EXTRA-INNING HOME RUNS (0)

GAME-ENDING HOME RUNS (0)

INSIDE-THE-PARK HOME RUNS (0)

64 BRYCE BRENTZ OF



Bats: Right • **Throws:** Right • **Height:** 6-0 • **Weight:** 205

Opening Day Age: 28 • **MLB Service:** 61 days

Born: 12/30/1988 in Crossville, TN

Resides: Murfreesboro, TN

Acquired: Selected in the supplemental round (36th overall) of the 2010 June Draft

Contract Status: Signed through 2017

Career Highlights

Has appeared in 34 ML games (24 starts) since being added to the Red Sox' 40-man roster on 11/20/13...Has made 22 starts in LF, 1 in RF, and 1 at DH.

Has not played in more than 91 games in any season since 2012 (127), missing significant time due to injury.

Owns a lifetime .456 SLG in 7 minor league seasons, totaling 96 HR in 596 games (26 HR/162 G).

Has hit 41 HR in 263 games with Triple-A Pawtucket over parts of 5 seasons (2012-16).

Named Double-A Portland's MVP in 2012.

Led Red Sox farmhands with a .306 AVG and a .574 SLG in 2011, earning Red Sox Minor League Offensive Co-Player of the Year honors...Hit a career-high 30 HR between Single-A Greenville and High-A Salem that season.

2016: Appeared in 25 games (18 starts) with BOS, his 1st ML stint since 2014...Also hit .242 (59-for-244) in 66 games between Double-A Portland and Triple-A Pawtucket.

BOS went 11-7 in his starts, including 9-2 from 7/6 through the end of the season.

Began the season on the 7-day disabled list from 4/7-21...Played in 12 games with the Sea Dogs before being promoted to Pawtucket on 5/6.

Hit .295 and slugged .470 (39-for-132, 14 2B, 3 HR) in 34 games from 5/14-6/22 before being recalled by BOS on 6/24.

17 of his 18 starts with BOS were in LF...Also started at DH on 6/26 at TEX, when he hit his 1st ML homer in the 6th inning off Martin Perez.

Hit safely in his first 4 games with BOS (7-for-15, 2 2B, HR)...Was 12-for-32 (.375) in his first 9 games with the Sox, but went 5-for-29 (.172) in his final 16...Optioned to Pawtucket on 8/11 and spent the remainder of the season with the PawSox.

Hit a 3-run HR in his final minor league game of the season, 9/5 vs. Buffalo.

Batted .333 (13-for-39) with a .930 OPS against LHP for the PawSox.

2015: Was limited to 59 games with Triple-A Pawtucket due to a fractured left thumb...Was leading the PawSox in HR (8) at the time of his season-ending injury.

Split time between LF (18 games, all starts) and RF (26 games, 25 starts)...Also served as a DH 15 times.

Batted .297/.361/.514 and led the PawSox with 10 XBH in April (22-for-74, 7 2B, 3 HR, 9 RBI, 8 BB).

His 1st HR of the season came on 4/10 at Lehigh Valley off PHI's Chad Billingsley (on rehab).

Hit a walk-off HR in Pawtucket's home-opening win on 4/16 vs. Rochester...Homered on 4/27 & 4/28 vs. Syracuse.

Suffered a left thumb fracture during a head-first slide at 2B on 6/17 at Charlotte and missed the remainder of the season...Was placed on the DL on 6/19 (retro to 6/18).

After the season, played in 8 games for Caguas in the Puerto Rican Winter League.

2014: Made ML debut, playing 9 games for the Red Sox in September...Spent majority of the season with Triple-A Pawtucket (63 regular season games).

Hit safely in 6 of 8 games with a PA for BOS, going 8-for-26 (.308)...Played LF (6 G, 5 GS) and RF (2 G, 1 GS).

Recalled on 9/17 for 1st career ML stint...Debuted that night at PIT with a pinch-hit double in the 5th inning...Was the 1st Red Sox with an XBH in his 1st career PA since Daniel Nava's grand slam on 6/12/10 vs. PHI.

Had multiple hits in back-to-back games from 9/24-25 (.444, 4-for-9, 2B, RBI).

Ranked 2nd on Pawtucket with 12 HR and was 3rd with 53 RBI, despite missing over 2 months on the DL.

In 26 games to begin the season with the PawSox (4/3-29), ranked among International League leaders in RBI (T-3rd, 22), HR (T-8th, 4), and XBH (T-10th, 10).

Placed on the DL on 5/20 (retro to 5/16) with a right hamstring strain...Played 9 games on rehab between the GCL Red Sox and Short-A Lowell, combining to go 2-for-26.

Beginning on 8/2 activation, hit .263 (35-for-133) in 31 games between regular and postseason play to finish the Triple-A season...Ended the regular season with an IL-high 24 RBI in 20 games from 8/8-31...Hit 5 HR in that stretch.

Ranked among IL postseason leaders in hits (T-4th, 9) and 2B (T-1st, 3) over 7 games...Hit .263 (10-for-38) overall in 8 postseason games, while helping Pawtucket to the Governors' Cup title.

2013: Led Triple-A Pawtucket with 17 HR in 82 games...Had the 8th-best AB/HR ratio (19.2) among International Leaguers with at least 300 AB.

- His 19 total HR, including a rehab stint, tied for the lead among Red Sox farmhands.
- Ranked 2nd on the PawSox in SLG (.475) and total bases (155).
- Homered in 3 straight games from 4/28-30 vs. Columbus.
- Connected for a walk-off, 3-run HR on 5/17 vs. Gwinnett.
- Had a season-high 10-game hit streak from 5/21-31 (.318, 14-for-44, 2B, 3 HR, 9 RBI, 3 BB).
- Placed on 7-day DL on 7/6 with a right knee injury...Activated on 8/25 after a 6-game rehab stint with the Rookie-level GCL Red Sox (.235, 4-for-17, 2 2B, 2 HR, 8 RBI).
- Hit 6 of his 17 HR for Pawtucket over 20 games from 6/9-7/5, immediately preceding a trip to the DL...Went deep in 8/25 return vs. Scranton/Wilkes-Barre.
- Played in 8 playoff games for the PawSox...Homered and doubled in Game 1 of the semifinals at Rochester.
- Following the season, played in 19 games for Escogido in the Dominican Winter League.

2012: Named Double-A Portland's MVP after leading the club in games (122), AB (456), hits (135), 2B (30), RBI (76), and total bases (218).

- Following the season, ranked by *Baseball America* as Boston's No. 2 outfield prospect, No. 8 prospect overall, and as having the best outfield arm in the EL after recording 10 assists.
- Placed 5th among Eastern League qualifiers with a .478 SLG.
- Ranked among Red Sox minor league leaders in AVG (8th, .290) and RBI (4th).
- Hit .390 (60-for-154) with 14 2B and 7 HR in 38 games as a DH.
- Twice collected a career-high 5 hits: 5/13 at Trenton and 5/31 at Harrisburg.
- Named EL Batter of the Week for 5/28-6/3 (.435, 10-for-23, 5 XBH, 6 R) and 8/20-26 (.536, 15-for-28, 10 RBI).
- Chosen as Red Sox Minor League Offensive Player of the Month for August/September (.393, 35-for-89, 8 2B, 4 HR, 24 RBI, 14 R).
- Promoted to Triple-A Pawtucket on 8/30 and played in 5 regular season games with the PawSox...Also appeared in 7 playoff games with the PawSox and hit .333 (8-for-24) with 6 XBH.
- Hit .297 (19-for-64) with 2 HR and 11 RBI in 17 games for Surprise of the Arizona Fall League and was named to the league's Top Prospects Team as a DH.

2011: Named Red Sox Minor League Offensive Co-Player of the Year after hitting .306 (140-for-458) with 25 2B, 4 3B, 30 HR, 94 RBI, and 91 R in 115 games between Single-A Greenville and High-A Salem...Earned Carolina League postseason All-Star honors.

- Led qualifying Red Sox minor leaguers in AVG and SLG (.574) and also paced the system in RBI, runs, and total bases (263)...Ranked 2nd in homers.
- Set a Greenville franchise record with a 35-game on-base streak to begin the season (57 H, 14 BB, 2 HBP), including a South Atlantic League-best 26-game hit streak to end that stretch from 4/17-5/15.
- Named Player of the Week in the SAL for 5/9-15 after batting .552 (16-for-29) with 13 RBI.
- Transferred to Salem on 5/21 and ranked 5th among Carolina League leaders with 19 HR despite spending time on the DL from 5/24-6/12 with a left wrist sprain.
- Named Player of the Week in the CL for 6/27-7/3 after leading the league with 4 HR and 22 total bases.
- Picked as Topps CL Player of the Month for August after hitting .321 (34-for-106) with 7 HR and 23 RBI.
- Named Red Sox Minor League Offensive Player of the Month for April and August/September.
- Following the season, ranked by *Baseball America* as Boston's No. 1 outfield prospect, No. 5 prospect overall, and the best power hitter in the Sox system...Also named best power prospect and No. 8 prospect overall in the CL by the same publication.

2010: Made pro debut at Short-A Lowell and led the Spinners in games (69), at-bats (262), 3B (4), and RBI (39) while placing 2nd in HR (tied, 5) and total bases (89).

- Named the No. 13 prospect in the New York-Penn League by *Baseball America*.

Personal

- Full name is Bryce Everett Brentz.
- Signed by Danny Watkins (Red Sox).
- Married to Anne Marie.
- Hit .348 with 15 HR, 49 RBI, a .440 OBP, and a .636 SLG in 46 games as a junior for Middle Tennessee State University in 2010...In 2009, led the NCAA in AVG (.465), HR (28), and SLG (.930) as Sun Belt Player of the Year.
- Hit .366 (26-for-71) in 23 games during the 2009 Team USA season.
- Selected by CLE in the 30th round of the 2007 June draft, but did not sign.
- Graduated from South-Doyle (TN) High School in 2007.

Bryce Brentz, Continued

In the Community

Bryce has participated in Red Sox Winter Weekend in each of the last 2 years, signing autographs and posing for pictures with fans...In each of the last 3 years, has attended the Red Sox Foundation's Casino Night and participated in the Children's Hospital of Southwest Florida Golf Classic...In 2016, attended the annual Paw-Sox Bowlathon in June to benefit The Tomorrow Fund, a Rhode Island-based organization which financially supports families with children who are battling cancer...Also spearheaded the PawSox' efforts to participate in the ALS Ice Bucket challenge...With the major league club, participated in Sox Talk in July 2016...Was involved in local community outreach through his participation in the 2013 Red Sox Rookie Development Program, including visiting the Jimmy Fund and Boston Children's Hospital.

Bryce Brentz's Career Record

YEAR	CLUB	AVG	G	AB	R	H	2B	3B	HR	RBI	SH	SF	HB	BB	SO	SB	CS	E
2010	Lowell	.198	69	262	28	52	14	4	5	39	0	2	1	21	76	5	4	4
2011	Greenville	.359	40	170	43	61	10	3	11	36	0	0	2	14	35	2	2	8
	Salem	.274	75	288	48	79	15	1	19	58	0	4	3	26	80	1	1	9
2012	Portland	.296	122	456	62	135	30	1	17	76	0	4	4	40	130	7	5	5
	Pawtucket	.118	5	17	0	2	0	0	0	0	0	4	0	1	6	0	0	0
2013	Pawtucket	.264	82	326	36	86	16	1	17	56	0	0	3	20	86	1	0	8
	GCL Red Sox	.235	6	17	3	4	2	0	2	8	0	0	1	1	4	0	0	0
2014	Pawtucket	.243	63	230	42	56	11	2	12	53	0	2	3	32	58	0	1	1
	GCL Red Sox	.056	7	18	1	1	1	0	0	0	0	0	0	3	5	0	0	0
	Lowell	.125	2	8	2	1	0	0	0	1	0	1	0	1	2	0	0	0
	BOSTON	.308	9	26	5	8	2	0	0	2	0	0	0	0	9	0	0	1
2015	Pawtucket	.232	59	220	28	51	9	0	8	26	0	4	2	24	74	0	0	2
2016	Portland	.200	12	40	5	8	2	0	1	3	0	0	1	7	14	1	0	1
	Pawtucket	.250	54	204	16	51	17	1	4	21	0	0	0	8	52	2	0	2
	BOSTON	.279	25	61	8	17	3	0	1	7	0	0	0	3	17	0	0	1
Major League Totals		.287	34	87	13	25	5	0	1	9	0	0	0	3	26	0	0	2
Minor League Totals		.260	596	2256	314	587	127	13	96	377	0	17	20	198	622	19	13	40

2007 Selected by the Cleveland Indians in the 30th round of the June Draft (did not sign)

2010 Signed by the Boston Red Sox as a supplemental-round selection (36th overall) in the June Draft

Additional Batting Statistics

YEAR	CLUB	OBP	SLG	OPS	TB	GDP
2014	BOSTON	.308	.385	.692	10	0
2016	BOSTON	.313	.377	.690	23	1
Major League Totals		.311	.379	.690	33	1

Career Fielding Record

YEAR	CLUB	POS	PCT.	G	GS	PO	A	E	TC	DP
2014	BOSTON	OF	1.000	8	6	14	0	0	14	0
2016	BOSTON	OF	.963	22	17	25	1	1	27	0
Career Totals		OF	.976	30	23	39	1	1	41	0

Career Single-Game Highs

HITS	3, 6/27/16 at TB
DOUBLES	2, 6/27/16 at TB
HOME RUNS	1, 6/26/16 at TEX
RBI	3, 7/6/16 vs. TEX
RUNS SCORED	2, 3 times, last 7/6/16 vs. TEX
WALKS	1, 3 times, last 7/31/16 at LAA
STRIKEOUTS	4, 9/28/14 vs. NYY
STOLEN BASES	None
HITTING STREAK	5, 9/21-27/14
EJECTIONS	None

Home Run Notes

MULTI-HOME RUN GAMES (0)
LEADOFF HOME RUNS (0)
GRAND SLAMS (0)
PINCH-HIT HOME RUNS (0)
EXTRA-INNING HOME RUNS (0)
GAME-ENDING HOME RUNS (0)
INSIDE-THE-PARK HOME RUNS (0)

70 DAN BUTLER

CATCHER

Bats: Right • **Throws:** Right • **Height:** 5-9 • **Weight:** 220

Opening Day Age: 30 • **MLB Service:** 45 days

Born: 10/17/1986 in Phoenix, AZ

Resides: Gilbert, AZ

Acquired: Signed as a minor league free agent on 12/14/2016

Contract Status: Signed through 2017



Non-Roster Invitee

Career Highlights

- 🔥 Entering his 9th professional season, his 8th in the Red Sox organization (2009-14, 2016-17).
- 🔥 Was originally signed by the Red Sox as a non-drafted free agent in 2009...Traded to the Washington Nationals in January 2015 in exchange for LHP Danny Rosenbaum.
- 🔥 Made ML debut in 2014, appearing in 7 games over 2 stints with the Red Sox...Earned the organization's Lou Gorman Award, given annually to a BOS minor league player that has demonstrated dedication and perseverance in overcoming obstacles while working his way to the major league team.
- 🔥 Was Triple-A Pawtucket's primary catcher and team MVP in 2013.
- 🔥 Named a mid-season All-Star in 2010 and 2011, his first 2 full professional campaigns, after going undrafted.
- 2016: Batted .308 (45-for-146) with a .399 OBP and an .851 OPS in 48 games with Triple-A Pawtucket.**
- 🔥 Allowed only 1 passed ball and committed 0 errors in 353 chances in 47 games (41 starts) behind the plate...Threw out 8 of 37 (21.6%) attempted base stealers.
- 🔥 Posted a .324/.416/.463 batting line against RHP (35-for-108, 9 2B, 2 HR, 15 BB).
- 🔥 Batted .344 (42-for-122) in his final 38 games (beginning 6/1)...Hit .464 (13-for-28) with a 1.188 OPS in August.
- 2015: Spent the year with Triple-A Syracuse in his only season in the Nationals organization...Started at catcher in each of his 83 appearances.**
- 🔥 Acquired from BOS in exchange for LHP Danny Rosenbaum on 1/13.
- 🔥 Hit .329 (24-for-73, 7 2B, HR) during a 21-game stretch from 6/12-7/12...Posted a .354 OBP in 18 games in June.
- 🔥 Designated for assignment on 7/28 and outrighted to Syracuse on 7/31.
- 2014: Made his ML debut with BOS, appearing in 7 games for the Red Sox over 2 stints...Spent majority of season with Triple-A Pawtucket.**
- 🔥 Earned the Lou Gorman Award from the Boston chapter of the BBWAA, given annually to a BOS minor leaguer that has demonstrated dedication and perseverance in overcoming obstacles while working his way to the ML team.
- 🔥 Recalled from Pawtucket on 8/2 for 1st career ML stint when David Ross was placed on the 15-day DL...Made ML debut on 8/10 at LAA (0-for-3, BB)...Optioned back to Pawtucket on 8/20 after appearing in 3 games for BOS.
- 🔥 After 9/2 recall, appeared in 4 games for BOS from 9/10-28, including 3 of the club's final 5 games from 9/24-28.
- 🔥 Went 3-for-4 with 2 2B on 9/10 vs. BAL...Broke up Wei-Yin Chen's perfect game bid with his 1st ML hit, a 6th-inning 2B...Became the 1st Red Sox whose 1st career hit broke up a no-hitter in the 6th inning or later since Cecil Cooper on 9/11/71 at DET in the 8th inning off Joe Coleman (source: Elias).
- 🔥 Collected first 2 career RBI in the Sox' final game of the season on 9/28 vs. NYY, entering the game as a defensive replacement and going 1-for-2 with a bases-loaded, 2-out 2B.
- 2013: Named Pawtucket's team MVP in 1st full Triple-A season...Led the PawSox in SLG (.479) and ranked 2nd on the club with a career-high 14 HR in 84 games.**
- 🔥 Led International League catchers with 54 assists...Caught 2 knuckleballers and set a PawSox record with 20 PB.
- 🔥 Named Red Sox Minor League Hitter of the Month for July (18 G, .362 AVG, 21-for-58, 4 2B, 5 HR, 11 RBI).
- 🔥 Homered 4 times over a 4-game stretch from 7/19-24, including a 2-HR effort on 7/23 at Norfolk.
- 🔥 Played in 7 playoff games for Pawtucket, including 6 games behind the plate.
- 🔥 Following the season, appeared in 12 games for Toros del Este of the Dominican Winter League.
- 2012: Spent most of the year with Double-A Portland before appearing in 22 Triple-A contests with Pawtucket...Threw out 38 of 114 (33%) attempted base stealers.**
- 🔥 Missed time on the DL from 5/12-20 due to a right quad strain...Hit .302 (19-for-63) over his last 19 games with the Sea Dogs prior to an 8/3 promotion to Pawtucket...Reached safely in 18 of 22 regular season games for the PawSox.
- 🔥 Connected for 2 HR on 9/1 vs. Scranton/Wilkes-Barre (NYY) as the PawSox clinched the Wild Card.
- 🔥 Played in 6 postseason games...Homered in Game 2 of the Governors' Cup Championship on 9/12 vs. Charlotte.
- 🔥 Following the season, appeared in 28 games for Toros del Este of the Dominican Winter League.

Dan Butler, Continued

2011: Batted .241 (92-for-381) with 25 2B, 12 HR, 71 RBI, and 54 BB in 113 games between High-A Salem, Double-A Portland, and Triple-A Pawtucket...Named a Carolina League mid-season All-Star.

👉 Hit a 2-run HR in Boston's 3/30 exhibition at HOU's Minute Maid Park.

👉 Led Salem in RBI (66) and ranked 2nd in HR (11) and BB (tied, 45)...Received CL Player of the Week honors on 3 occasions (4/18-24, 5/30-6/5, and 7/25-7/31)...Paced qualifying CL catchers with a .995 fielding % (3 E/586 TC).

👉 Following the season, hit .313 (15-for-48) with 13 BB in 16 games for Scottsdale in the Arizona Fall League.

2010: Led Red Sox farmhands in AVG (.310) in 98 games spent mostly at Single-A Greenville and High-A Salem...Combined for 7 HR and 48 RBI...Named a South Atlantic League mid-season All-Star.

👉 Named SAL Player of the Week for 4/19-25 and Red Sox Minor League Defensive Player of the Month for April.

👉 Ranked among SAL leaders in AVG (2nd, .327), OBP (5th, .406), SLG (3rd, .523), and OPS (3rd, .929) prior to his promotion to Salem on 7/15...Also played 2 games with Triple-A Pawtucket in early July.

2009: Spent most of his 1st professional season with Short-A Lowell...Also played 2 games for High-A Salem in early September.

👉 Returned to Lowell for the playoffs and went 2-for-11 (.182) in 3 postseason games...Hit a go-ahead, 11th-inning HR and Lowell held on for a 3-2 win at Staten Island in Game 2 of the New York-Penn League semifinals.

Personal

👉 Full name is Daniel John Butler...Signed by Matt Mahoney (Red Sox).

👉 Hit .263 with 3 HR and 18 RBI in 27 games for the University of Arizona as a senior in 2009.

👉 Played for Yarmouth-Dennis and Brewster during the 2009 Cape Cod Baseball League season.

In the Community

Dan attended the annual PawSox Bowlathon in June 2016 to benefit The Tomorrow Fund, a Rhode Island-based organization which financially supports families with children who are battling cancer...Was also active in the Paw-Sox' free youth clinics during the 2016 season...During spring training in 2016, participated in the annual Children's Hospital Golf Tournament...Was involved in local community outreach as part of the Red Sox Rookie Development Program in January 2013, including a visit with patients at the Jimmy Fund and Boston Children's Hospital.

Dan Butler's Career Record

YEAR	CLUB	AVG	G	AB	R	H	2B	3B	HR	RBI	SH	SF	HB	BB	SO	SB	CS	E
2009	Lowell	.179	22	78	7	14	3	1	1	10	0	1	5	4	14	0	1	2
	Salem	.000	2	3	0	0	0	0	0	0	0	0	0	0	1	0	0	0
2010	Greenville	.327	61	214	37	70	18	3	6	31	0	1	9	20	44	0	0	9
	Pawtucket	.000	2	5	0	0	0	0	0	0	0	0	0	0	1	0	0	0
	Salem	.292	35	113	16	33	12	0	1	17	0	1	6	23	21	1	0	1
2011	Salem	.247	91	312	39	77	20	0	11	66	0	5	7	45	56	4	1	3
	Portland	.212	21	66	4	14	5	0	0	2	0	0	1	9	11	0	0	3
	Pawtucket	.333	1	3	1	1	0	0	1	3	0	0	0	0	2	0	0	0
2012	Portland	.251	73	247	29	62	14	2	6	26	0	0	7	31	42	0	0	5
	Pawtucket	.233	22	73	8	17	5	0	3	11	0	1	0	9	20	0	0	0
2013	Pawtucket	.262	84	282	32	74	19	0	14	45	0	2	5	34	59	1	1	6
2014	Pawtucket	.241	83	286	35	69	19	0	4	30	0	5	5	29	71	0	0	2
	BOSTON	.211	7	19	1	4	3	0	0	2	0	0	0	1	5	0	0	1
2015	Syracuse	.227	83	282	28	64	20	1	1	26	2	3	6	32	65	0	0	2
2016	Pawtucket	.308	48	146	14	45	12	0	3	16	1	0	2	20	34	0	0	0
Major League Totals		.211	7	19	1	4	3	0	0	2	0	0	0	1	5	0	0	1
Minor League Totals		.256	628	2110	250	540	147	7	51	283	3	19	53	256	441	6	3	33

2009 Signed by the Boston Red Sox as a non-drafted free agent, 7/28

2015 Acquired by the Washington Nationals in exchange for LHP Danny Rosenbaum, 1/13

2016 Signed by the Boston Red Sox as a minor league free agent, 1/16

2016 Signed by the Boston Red Sox as a minor league free agent, 12/14

Additional Batting Statistics

YEAR	CLUB	OBP	SLG	OPS	TB	GDP
2014	BOSTON	.250	.368	.618	7	1

Career Fielding Record

YEAR	CLUB	POS	PCT.	G	GS	PO	A	E	TC	DP	CCS	SB	CCS%	PB	PKO	INN	ERA
2014	BOSTON	C	.977	7	5	41	2	1	44	0	0	3	0.00	2	0	49.0	5.33

Career Single-Game Highs

HITS	3, 9/10/14 vs. BAL
DOUBLES	2, 9/10/14 vs. BAL
HOME RUNS	None
RBI	2, 9/28/14 vs. NYY
RUNS SCORED	1, 9/28/14 vs. NYY
WALKS	1, 8/10/14 at LAA
STRIKEOUTS	2, 2 times, last 8/13/14 at CIN
STOLEN BASES	None
HITTING STREAK	None
EJECTIONS	None

82 JAMIE CALLAHAN

RHP



Bats: Right • **Throws:** Right • **Height:** 6-3 • **Weight:** 231
Opening Day Age: 22 • **MLB Service:** None
Born: 8/24/1994 in Florence, SC
Resides: Hamer, SC
Acquired: Selected in the 2nd round of the 2012 June Draft
Contract Status: Signed through 2017

Non-Roster Invitee

Career Highlights

- Enters the 2017 season ranked by *Baseball America* as the Red Sox' No. 28 prospect.
- Converted to a relief pitcher during the 2015 season...In 56 appearances—all in relief—from 6/11/15 through the end of the 2016 season, posted a 2.88 ERA, a .217 opponent AVG, and 9.25 SO/9.0 IP (121.2 IP, 97 H, 39 ER, 125 SO).
- In 2015 and 2016, held RHH to a .208 AVG (69-for-331) and allowed only 1 HR to LHH (269 AB).

2016: Made 36 appearances for High-A Salem, his 1st full season as a reliever.

- Ranked 3rd among qualified relievers in the Carolina League in opponent AVG (.218) and was 5th among relievers in SO/9.0 IP ratio (8.63; 63 SO/65.2 IP)...Also ranked 1st on the team in saves (7) and in holds (5).
- Allowed only 1 HR in 65.2 IP...Held RHH to a .197 AVG and a .569 OPS (24-for-122, 0 HR).
- Recorded at least 1 SO in 31 of his 36 relief appearances...22 of his 36 appearances were scoreless, including 13 of his last 15...Made 6 consecutive scoreless appearances from 7/14-8/2 (10.2 IP).
- Following the season, posted a 0.75 ERA (1 ER/12.0 IP) in 12 appearances for Surprise in the Arizona Fall League.

2015: Spent entire season with Single-A Greenville, ranking 3rd on the club in appearances (31) and 2nd in SO (94)...Averaged 9.47 SO/9.0 IP.

- Made his first 6 appearances as a starter (0-3, 9.14 ERA, 22 ER/21.2 IP), but spent the remainder of the season as a reliever (7-3, 3 SV, 3.06 ERA, 23 ER/67.2 IP).
- Held RHB to a .215 AVG (45-for-209) and .283 OBP...Did not allow a HR to a LHB (148 AB).
- Went 0-5 with an 8.10 ERA and .329 opponent AVG in 11 appearances through 6/6 (33.1 IP, 30 ER, 50-for-152)...In his remaining 20 outings, was 7-1 with 3 saves, a 2.41 ERA, and a .215 opponent AVG (56.0 IP, 15 ER, 44-for-205).
- In his final 4 games beginning 8/23, allowed only 4 hits in 15.1 scoreless innings (23 SO, 2 BB).
- Struck out multiple batters in each of his final 17 games, recording 8 SO on 8/28 vs. Greensboro (4.0 IP) and again on 9/6 vs. Savannah (4.1 IP).
- Following the season, appeared in 3 games for Arizona Fall League champion Scottsdale (3.0 IP, H, R, BB, 3 SO).

2014: Made 25 starts for Single-A Greenville, tied for most on the club.

- Ranked 2nd on the team in SO (89), IP (108.2), and double plays induced (11).
- Struck out 11 batters in 5.0 IP on 4/10 vs. Kannapolis...Worked 6.0 shutout innings and allowed just 3 hits while earning the win on 8/6 vs. Augusta, snapping a losing streak of 8 straight decisions that began on 5/16.

2013: Spent entire season with Short-A Lowell...Held opponents to 1 ER or fewer in 6 games (5 GS).

- Was the youngest pitcher (19) to make at least 10 starts in the New York-Penn League.
- Earned consecutive NYPL Pitcher of the Week honors (7/22-28, 7/29-8/4), allowing 1 hit over 12.0 scoreless innings with 17 SO in that time...Tossed 6.0 perfect innings on 7/31 vs. Auburn (9 SO).

2012: Made 5 appearances (4 GS) with the Rookie-level Gulf Coast League Red Sox in pro debut.

Personal

- Full name is James Douglas Callahan.
- Signed by Quincy Boyd (Red Sox).
- Went 7-1 with a save, a 0.89 ERA, and 113 SO in 50.0 IP for Dillon (SC) High School in 2012, while also hitting .439 with 5 HR and 32 RBI...Named the 2012 Gatorade South Carolina Baseball Player of the Year.

Jamie Callahan's Career Record

YEAR	CLUB	W-L	ERA	G	GS	CG	SHO	SV	IP	H	R	ER	HR	HB	BB	SO	WP	BK
2012	GCL Red Sox	1-0	5.19	5	4	0	0	0	8.2	8	5	5	0	0	3	7	0	0
2013	Lowell	5-1	3.92	13	12	0	0	0	59.2	48	27	26	4	2	17	54	3	1
2014	Greenville	3-13	6.96	25	25	0	0	0	108.2	137	95	84	12	5	66	89	10	1
2015	Greenville	7-6	4.53	31	6	0	0	3	89.1	94	52	45	4	3	33	94	6	0
2016	Salem	5-3	3.29	36	0	0	0	7	65.2	53	30	24	1	4	38	63	4	0
Minor League Totals		21-23	4.99	110	47	0	0	10	332.0	340	209	184	21	14	157	307	23	2

2012 Signed by the Boston Red Sox as a second-round selection in the June Draft

Jamie
Callahan

38 RUSNEY CASTILLO OF

Bats: Right • **Throws:** Right • **Height:** 5-9 • **Weight:** 195

Opening Day Age: 29 • **MLB Service:** 143 days

Born: 7/9/1987 in Ciego de Avila, Cuba

Resides: Pincrest, FL

Acquired: Signed as an international free agent on 8/23/2014

Contract Status: Signed through 2020



Non-Roster Invitee

Career Highlights

🔥 Enters his 4th season in the Red Sox organization...Saw time in RF (49 G), LF (26 G), and CF (17 G) in 99 ML games (79 starts) from 2014-16.

🔥 Has batted .309 (30-for-97, 2 HR) with a .783 OPS vs. LHP in his ML career.

🔥 Hit .515 with 2 outs and RISP in 2015 (17-for-33, 2 HR, 2B, 3B, 18 RBI), the best mark in MLB since Shawon Dunston in 1999 (.593), and the best by an AL player since at least 1974 (min. 25 PA).

🔥 In 360 games over 5 seasons in Cuba's major league, Serie Nacional, hit .319 (403-for-1,265) with 75 2B, 11 3B, 51 HR, 99 BB, 256 R, 76 SB, .383 OBP, .516 SLG, and .899 OPS (including postseason).

🔥 Spent all 5 Serie Nacional campaigns with his hometown team, Ciego de Avila...Appeared primarily in CF and RF...Also played 2B and 3B in the 2008-09 and 2009-10 seasons, and played some LF in 2009-10.

🔥 Last played in Cuba during the 2012-13 season...During the 2011-12 season, hit .342 with 21 HR and 60 XBH in 113 games, helping Ciego de Avila to the Serie Nacional Championship...During the 2010-11 season, set career highs with 22 HR and 95 RBI.

🔥 Also represented Cuba in the Baseball World Cup and the Pan American Games in 2011.

2016: Made his 1st Opening Day roster with the Red Sox, going 2-for-8 with 4 runs scored over 3 ML stints...Spent most of the season with Triple-A Pawtucket.

🔥 Went 2-for-4 with a run scored and a double in his season debut on 4/9 at TOR.

🔥 Optioned to Pawtucket on 4/13 and played 37 games over his 1st stint with the PawSox (.241 AVG, 35-for-145).

🔥 Recalled by BOS on 5/31 and pinch ran the following day at BAL...Returned to Triple-A on 6/3.

🔥 Played 1 game for the PawSox before being recalled on 6/5 for his 3rd and final ML stint of the season...Made 4 pinch-running appearances from 6/5-11, scoring in 3 of those games.

🔥 Optioned back to Pawtucket on 6/18 and outrighted on 6/20...Played 65 games the rest of the way with the PawSox...In his final 35 games (beginning 7/27), posted a .328/.369/.445 batting line (45-for-137, 6 2B, 5 3B).

🔥 Led Pawtucket with 5 3B...Tripled in 3 consecutive games from 8/10-12.

🔥 Batted .304 (31-for-102) against LHP with the PawSox.

🔥 Following the season, helped Caguas win the Puerto Rican Winter League championship...Batted .392 (20-for-51) in 14 regular season games...Started each of the club's 14 postseason games, hitting safely in 11 of them...Batted .283 (17-for-60, 2 HR, 3 2B, 9 R, 4 RBI) in the playoffs as Caguas defeated Mayaguez in the semifinals (4 games to 2) and Santurce in the finals (5 games to 3)...In his final 5 games, was 10-for-23 (.435) with 2 HR and 2 2B.

🔥 Also helped Puerto Rico win its 1st Caribbean Series title since 2000, starting 5 of 6 games (4-for-23, HR, 4 RBI).

2015: Spent time with BOS (80 G) and Triple-A Pawtucket (40 G) in 1st full pro season in the U.S.

🔥 Hit .253 (69-for-273) with 10 2B, 2 3B, 5 HR, 29 RBI, 13 BB, and 4 SB in 80 games over 2 ML stints.

🔥 Played in 54 of Boston's final 63 games following a 7/27 recall, batting .261 (52-for-199) with 15 XBH (9 2B, 2 3B, 4 HR) in that time.

🔥 Hit .515 with 2 outs and RISP (17-for-33, 2 HR, 2B, 3B, 18 RBI), the best mark in MLB since Shawon Dunston in 1999 (.593), and best by an AL player since at least 1974 (min. 25 PA).

🔥 Had a .354 AVG with RISP (23-for-63), 2nd in the AL (min. 50 PA) to DET's Miguel Cabrera (.365).

🔥 Posted a .318/.351/.466 line vs. LHP, going 28-for-88 with 5 2B, 3B, and 2 HR.

🔥 The Sox went 34-33 in his 67 starts between RF (39), LF (24), and CF (4)...24 of his last 25 starts came in LF.

🔥 Had 6 assists (4 from LF, 2 from RF)...Was 1 of 9 major leaguers with multiple assists from both LF and RF.

🔥 Hit .338 (27-for-80) in August, his 1st full month in the majors...Had a 16-game on-base streak from 8/4-26 and a career-long 10-game hit streak from 8/11-26 (.410, 16-for-39).

🔥 Hit all 5 of his HR from 7/30-8/24...Went deep in back-to-back games played, 8/14 and 8/16 vs. SEA.

- 🔥 Drove in the only run in a 1-0 victory on 6/2 vs. MIN with a 2-out RBI single in the 7th inning for his 1st career game-winning RBI...Then made a HR-saving catch for the 1st out of the 8th inning.
- 🔥 Recorded a pair of run-scoring hits in the bottom of the 8th inning on 6/7 vs. OAK...Led off the frame with his 1st HR of the season and came around again to hit an RBI single...According to Elias, was the 1st Red Sox player to record multiple RBI hits in a single inning since Adrian Gonzalez on 6/20/11 vs. SD.
- 🔥 Drove in a career-high 5 runs in a 5-4 win on 8/24 at CWS, hitting a 3-run HR and a 2-run double...Became the 1st player to drive in all of at least 5 Red Sox runs in a win since David Ortiz had 5 RBI on 9/12/07 vs. TB.
- 🔥 On 9/13 at TB, hit a game-winning, 2-run single in the 13th inning to break a scoreless tie.
- 🔥 Began the year with Pawtucket...Landed on the 7-day DL from 4/12-28 with right shoulder inflammation...Was injured making a diving catch in RF on 4/11 at Lehigh Valley.
- 🔥 Played in 8 postseason games for Caguas in the Puerto Rican Winter League, batting .250 (9-for-36, 2B, 3B).
- 2014: Signed a 7-year ML contract with the Red Sox on 8/23...Played 11 minor league games and then 10 ML games in his 1st pro action in the U.S.**
- 🔥 Reached base safely via hit or walk in 9 of 10 games for BOS, all starts in CF, batting .333 (12-for-36) with 6 R, 2B, 2 HR, 6 RBI, 3 BB, and a HBP...Was successful in all 3 SB attempts.
- 🔥 In 11 minor league games, all in playoff action, hit .293 (12-for-41) with 7 R, 4 2B, HR, 5 RBI, 5 BB, and 2 SB...Helped the Rookie-level Gulf Coast League Red Sox and Triple-A PawSox to their league titles.
- 🔥 After signing with BOS, was optioned to the GCL and played in 2 games (1-for-5, BB)...Made U.S. pro debut in Game 2 of the GCL Championship Series on 8/31 vs. the GCL Yankees1, going 1-for-2 as the DH.
- 🔥 Transferred to Double-A Portland on 9/2 following the GCL season and played 4 postseason games to close out the Sea Dogs' campaign (.357, 5-for-14, 4 R, 2 2B, 2 RBI, BB, SB).
- 🔥 Transferred to the PawSox on 9/8 and played in 5 more playoff games, winning the Governors' Cup (.273, 6-for-22, 3 R, 2 2B, HR, 2 RBI, 3 BB, SB)...Hit a leadoff home run in final minor league contest, the Triple-A Championship Game on 9/16 against Omaha (KC), a 4-2 loss.
- 🔥 Recalled on 9/17 and made ML debut that night at PIT (1-for-4)...1st hit was an infield single off Francisco Liriano in the 4th inning...Drew a bases-loaded walk in the 6th inning on 9/24 vs. TB for 1st career RBI.
- 🔥 Started the Red Sox' last 9 games...Had 3 straight multi-hit games from 9/25-27 (.700, 7-for-10, 2B, 2 HR, 5 RBI)...Drove in at least 1 run in 4 straight games from 9/24-27 (6 total RBI).
- 🔥 His 1st major league XBH was a 3-run HR on 9/25 vs. TB off Steve Geltz in the 3rd inning...Homered again the next night in the 7th inning off NYY's Shawn Kelley.
- 🔥 Following the season, posted a combined .342/.375/.452/.827 line between Surprise of the Arizona Fall League (8 G) and Caguas of the Puerto Rican Winter League (10 G)...Was named to the AFL's Rising Stars Team.
- 🔥 Finished the season ranked by *Baseball America* as the No. 3 prospect in the Red Sox system and the No. 21 prospect overall in baseball.

Personal

- 🔥 Full name is Rusney Castillo Peraza...First name is pronounced "roos-NAY."
- 🔥 Established residency in Haiti before signing with the Red Sox.
- 🔥 His father, Julio Castillo Hernandez, and his grandfather, Orlando Castillo, both played baseball in Cuba's major league, Serie Nacional.

In the Community

Rusney attended the annual PawSox Bowlathon in June 2016 to benefit The Tomorrow Fund, a Rhode Island-based organization which financially supports families with children who are battling cancer...In June 2016, participated in the Bullpen Buddies and Red Sox Novatos ticket programs...Also participated in the club's annual "Challenger Day" in September, joining PawSox players and coaches who put on a clinic for kids with various mental and physical disabilities...Signed autographs and posed for pictures with fans at Red Sox Winter Weekend in January of 2015 and 2016...Has attended Picnic in the Park and Casino Night, which benefit the Red Sox Foundation...Also participated in the Ice Bucket Challenge, a Red Sox Destinations event, and a Sox Talk event at Fenway Park in 2015...Greeted fans at the gates before a home game in 2015...Visited the Jimmy Fund and painted murals at the Curley K-8 School in Boston during the Red Sox Rookie Development Program in 2014.

Rusney Castillo, Continued

Rusney Castillo's Career Record

YEAR	CLUB	AVG	G	AB	R	H	2B	3B	HR	RBI	SH	SF	HB	BB	SO	SB	CS	E
2014	BOSTON	.333	10	36	6	12	1	0	2	6	0	0	1	3	6	3	0	0
2015	Pawtucket	.282	40	156	17	44	7	0	3	17	0	2	0	14	28	10	2	1
	BOSTON	.253	80	273	35	69	10	2	5	29	1	1	1	13	54	4	5	5
2016	BOSTON	.250	9	8	4	2	1	0	0	0	0	0	0	0	3	0	0	0
	Pawtucket	.263	103	395	55	104	20	5	2	34	2	4	4	24	68	9	3	3
Major League Totals		.262	99	317	45	83	12	2	7	35	1	1	2	16	63	7	5	5
Minor League Totals		.269	143	551	72	148	27	5	5	51	2	6	4	38	96	19	5	4

2014 Signed by the Boston Red Sox as an international free agent, 8/23

Additional Batting Statistics

YEAR	CLUB	OBP	SLG	OPS	TB	GDP
2014	BOSTON	.400	.528	.928	19	0
2015	BOSTON	.288	.359	.647	98	11
2016	BOSTON	.250	.375	.625	3	0
Major League Totals		.301	.379	.679	120	11

Career Fielding Record

YEAR	CLUB	POS	PCT.	G	GS	PO	A	E	TC	DP
2014	BOSTON	OF	1.000	10	10	31	1	0	32	0
2015	BOSTON	OF	.969	75	67	152	6	5	163	0
2016	BOSTON	OF	1.000	4	2	6	0	0	6	0
Career Totals		OF	.975	89	79	189	7	5	201	0

Career Single-Game Highs

HITS	3, 6 times, last 9/13/15 at TB
DOUBLES	1, 12 times, last 4/9/16 at TOR
HOME RUNS	1, 7 times, last 8/16/15 vs. SEA
RBI	5, 8/24/15 at CWS
RUNS SCORED	3, 9/26/15 vs. BAL
WALKS	2, 9/24/14 vs. TB
STRIKEOUTS	3, 2 times, last 8/6/15 at NYY
STOLEN BASES	1, 7 times, last 9/11/15 at TB
HITTING STREAK	10, 8/11-26/15
EJECTIONS	None

Home Run Notes

MULTI-HOME RUN GAMES (0)
LEADOFF HOME RUNS (0)
GRAND SLAMS (0)
PINCH-HIT HOME RUNS (0)
EXTRA-INNING HOME RUNS (0)
GAME-ENDING HOME RUNS (0)
INSIDE-THE-PARK HOME RUNS (0)

5 ALLEN CRAIG

OF/1B



Bats: Right • **Throws:** Right • **Height:** 6-2 • **Weight:** 215
Opening Day Age: 32 • **MLB Service:** 4 years, 154 days
Born: 7/18/1984 in Mission Viejo, CA
Resides: Temecula, CA
Acquired: From St. Louis with RHP Joe Kelly in exchange for RHP John Lackey, LHP Corey Littrell, and cash considerations on 7/31/2014
Contract Status: Signed through 2017 (Club option for 2018)

Non-Roster Invitee

Career Highlights

- 🔥 Led all ML players in AVG with RISP in both 2012 (.400) and 2013 (.454).
- 🔥 Named an NL All-Star in 2013, when he hit .315 (8th in NL) with a .373 OBP (11th in NL).
- 🔥 Ranked 6th in the NL with 189 RBI over 2012-13 despite missing time on the DL both years.
- 🔥 Has appeared (and started) at every defensive position other than SS, P, and C...Has primarily seen time at 1B (240 games), RF (184), and LF (82)...Enters the 2017 season as the only active major leaguer to play at least 150 games in the OF without committing an error (261 G, 397 TC)...His .998 career fielding percentage at 1B (5 E/2,052 TC) began the year as the highest mark among active players (min. 1,000.0 innings at 1B).
- 🔥 Prior to the 2017 season, last committed an error in the majors on 4/22/13 at WSH while playing 1B for STL...Has not made an error in 246 starts since then, combining for 1,319 chances in 2,146.1 innings at 1B, LF, and RF.
- 🔥 Helped the Cardinals reach the postseason 3 straight times (2011-13)...Was a member of STL's World Series championship team in 2011, going 5-for-19 (.263) with 3 HR and 5 RBI and catching the final out in Game 7.

2016: Missed a majority of the season due to a pair of DL stints with Triple-A Pawtucket.

- 🔥 Played in only 4 games with the PawSox before landing on the DL with a left oblique strain from 4/14-5/15...Reinstated on 5/16 but appeared in only 2 games before returning to the DL with right knee inflammation from 5/21-8/12...Went 2-for-2 with a HR and a BB on 5/19 at Buffalo.
- 🔥 Appeared in 7 rehab games with Short-A Lowell from 7/28-8/11...Reinstated on 8/13 and played in 16 more games with the PawSox.

2015: Made 15 starts and played in 36 games over 2 stints with BOS...Spent majority of season with Triple-A Pawtucket, ranking 3rd in the International League in OBP (.368).

- 🔥 Made his 1st Opening Day roster with BOS...Split time defensively between RF (9 G, 5 GS), LF (7 G, 4 GS), and 1B (6 G, 3 GS)...Also made 3 starts as the Sox' DH.
- 🔥 Made season debut on 4/6 at PHI, recording a pinch-hit single and scoring a run in the Sox' Opening Day victory.
- 🔥 Hit his only Red Sox HR of the season on 5/1 vs. NYY, breaking a 1-1 tie in the 4th inning.
- 🔥 Recorded his 500th career hit on 5/4 vs. TB, a 6th-inning single.
- 🔥 Optioned to Pawtucket following the game on 5/9 at TOR...Outrighted to Pawtucket on 5/18.
- 🔥 Played 93 games (all starts) with the PawSox, appearing defensively at 1B (46 G), RF (21 G), and LF (2 G)...Posted a .993 fielding percentage at 1B (3 E/427 TC) and did not commit an error as an OF.
- 🔥 Ranked among Pawtucket leaders in hits (2nd, 94), 2B (2nd, 14), RBI (T-3rd, 30), and BB (2nd, 49).
- 🔥 Selected to the ML roster from Pawtucket on 9/1 and appeared in 12 games down the stretch (5 starts).

2014: Hit .215 (99-for-461) with 20 2B, 1 3B, 8 HR, and 46 RBI in 126 games between the Cardinals and Red Sox...Acquired by BOS at the non-waiver trade deadline.

- 🔥 Defensively between the 2 clubs, appeared at RF (82 G, 78 GS), 1B (41 G, 37 GS), and LF (11 G, 3 GS)...Was 1 of only 3 players in MLB to play at least 1,000 defensive innings without committing an error (also BAL's Nick Markakis and TB's Desmond Jennings).
- 🔥 Began the season with 97 games for STL...Hit .337 (34-for-101) with 7 2B, 2 HR, and 19 RBI over a 25-game stretch from 5/21-6/16...Ranked T-2nd in the NL in hits and T-3rd in RBI over that span.
- 🔥 Acquired by the Red Sox on 7/31 with RHP Joe Kelly in exchange for RHP John Lackey, minor league LHP Corey Littrell, and cash considerations.
- 🔥 Added to the active ML roster on 8/1 and made Sox debut that night vs. NYY, starting in LF (1-for-4, 2B).
- 🔥 Placed on the 15-day DL on 8/5 (retro to 8/2) with a left foot sprain...Played in 2 games on rehab for Triple-A Pawtucket and activated on 8/21.
- 🔥 Launched 1st HR as a Red Sox on 8/26 at TOR, a 2-run shot in the 11th inning...It accounted for his only RBI with the club...Marked his 1st career extra-inning home run.

Allen Craig, Continued

2013: Set career highs in games (134), AB (508), hits (160), 3B (2), RBI (97), BB (40), and OBP (.373)... Made 1st career All-Star Game...Began season as STL's Opening Day 1B.

- Was a manager's selection to the NL All-Star team...Pinch-hit against Mariano Rivera in the 8th inning (line out).
- Led the majors with a .454 AVG (59-for-130) with RISP...Was the 3rd-highest AVG with RISP since data began being tracked in 1974, trailing only George Brett (.469, 1980) and Tony Gwynn (.459, 1997).
- Ranked among NL leaders in RBI (8th, 97), AB/RBI (3rd, 5.24), AVG (8th, .315), OBP (11th, .373), multi-hit games (T-15th, 47), 3-hit games (T-14th, 12), and HBP (T-11th, 10).
- The Cardinals were 48-16 when he drove in a run...Ranked T-7th in the NL with 25 go-ahead RBI and T-12th with 12 game-winning RBI...Was T-2nd in the NL and T-5th in MLB with 45 2-out RBI.
- His 50th career HR was his 1st career grand slam on 8/26 vs. CIN, which gave STL an 8-5 lead and eventual win.
- Missed final 22 games of the season with a left foot sprain, suffered in the 3rd inning on 9/4 at CIN.

POSTSEASON: Added to the World Series roster after missing the NLDS and NLCS recovering from a foot injury...Batted .375 (6-for-16) in 6 games...Hit safely in 5 of those contests, including 2 pinch-hits (2-for-2 as PH)...Went 1-for-3 with a single as the DH in Game 1 at Boston...Walked and singled in Game 2...Hit PH double in the 9th inning of Game 3 and scored the winning run in the 9th after a defensive interference call at 3B awarded him home in the 5-4 walk-off victory...Had a PH single in the 9th inning of Game 4...Started at 1B in Game 5...Singled twice in decisive Game 6 loss.

2012: Ranked 6th in the NL in AVG (.307), 5th in SLG (.522), and T-15th in RBI (92)...Led the Cardinals in SLG...Limited to 119 games due to 2 trips to the DL.

- Led MLB with a .400 AVG (50-for-125) with RISP...Finished with an NL-leading 5.1 AB/RBI ratio.
- Made 86 starts at 1B, 21 in RF, and 5 in LF...Primarily served as the Cards' cleanup hitter.
- Started the season on the DL recovering from offseason knee surgery (fractured right knee cap) and was activated on 5/1 after missing 22 games.
- Appeared in 13 games and went 19-for-51 (.373) with 5 HR and 19 RBI before landing on the DL again on 5/18 (retro to 5/17) with a left hamstring strain...Was activated from the DL on 6/1 after missing 14 games.
- Became the 1st Cardinal since Jerry Humphrey on 5/30/77 with 2 2B in an inning on 7/22 vs. CHC (7th).
- Had his 1st career walk-off hit with an RBI single in the 10th inning on 9/9 vs. MIL.

POSTSEASON: Had 2 hits at ATL and drove in the Cardinals' 1st run of the Wild Card game...Hit .316 (6-for-19) with 4 BB and 3 RBI in 5 NLDS games vs. WSH...Played in all 7 NLCS games vs. SF.

2011: In his 1st full ML season, hit .315 (63-for-200) and won the World Series...Appeared in only 75 regular season games (47 starts) due to 2 DL stints, but played in all 15 postseason games.

- Was on the DL from 4/17-5/1 (strained left groin) and from 6/8-8/9 (right knee contusion).
- Batted .327 in September, hitting 5 of his 11 HR during the month.
- Had right knee surgery after the season, performed by Dr. Richard Steadman at the Steadman Clinic in Vail, CO.

POSTSEASON: Hit .243 (9-for-37) with 3B, 4 HR, 8 RBI, and 8 BB in 15 postseason games, including 8 starts...Hit 4 HR, including 3 in the WS, tying Albert Pujols' 2011 franchise record...Played in all 7 games of the World Series against the Rangers, making 4 starts...STL won all 3 World Series games in which he homered (G3, G6, G7)...Had 3 game-winning RBI in the World Series, tying the MLB record for a single Fall Classic (also PIT's Kiki Cuyler in 1925, DET's Hank Greenberg in 1945)...Had a franchise-record 4 go-ahead RBI in the World Series...Recorded an RBI in each of his first 3 World Series AB, the 1st player to accomplish that feat since CWS' Ted Kluszewski in 1959...Notched pinch-hit, go-ahead singles in both Game 1 and Game 2 of the WS...Started in RF in Game 3 and hit a solo HR in his 1st AB...Came off the bench (Holliday injury) to play LF in Game 6 and hit a solo HR off Derek Holland in the bottom of the 8th inning...Started in place of the injured Holliday in WS Game 7 and hit a go-ahead, game-winning solo HR in the 3rd inning, robbed Nelson Cruz of a HR in the top of the 6th inning, and caught the final out of the season, hauling in David Murphy's fly ball at the left-field warning track.

2010: Made his 1st career Opening Day roster and appeared in 44 games over 5 ML stints.

- Made ML debut on 4/8 at CIN as STL's starting RF (0-for-4)...Recorded 1st ML hit on 4/11 at MIL off Carlos Villanueva...Hit his 1st HR off Kyle Kendrick on 7/19 vs. PHI as part of the Cards' 3-HR inning.
- Batted .382 (13-for-34) after last recall of the season on 9/18.

Played 83 games at Triple-A Memphis...Led the team with 81 RBI...Tied for the minor league lead with 35 RBI in June.

2009: Named Cardinals Minor League Player of the Year...Hit .322 and led STL minor leaguers in HR (26), RBI (83), hits (152), runs (78), and SLG (.547) at Triple-A Memphis.

- Ranked 3rd in the Pacific Coast League in total bases (258), and was 4th in AVG, HR, and hits.
- Led Memphis in AVG, hits, runs, HR, RBI, 2B, OBP, and SLG.
- Honored as Cardinals Minor League Player of the Month for July (.392, 10 HR, 26 RBI).
- Missed 14 games from 6/25-7/6 with a sprained left ankle.
- Hit 2-out, pinch-hit, game-tying single in the 9th inning, then scored the go-ahead run at Albuquerque in Game 2 of PCL playoffs...Went 2-for-5, HR, 2 RBI in the Triple-A Championship Game, a 5-4 loss to Durham in 11 innings.
- After the season, ranked the No. 7 prospect and best power hitter in the STL organization by *Baseball America*.

2008: Spent the entire season with Double-A Springfield...Named to the Texas League's mid- and postseason All-Star teams.

⚾ His 154 hits paced Cardinals farmhands and ranked 3rd in the Texas League...Hit 22 HR, 5th most in the TL.

⚾ Primarily played at 3B (108 games)...His .941 fielding percentage led Texas League 3B, as did his 217 assists.

2007: Spent most of the season at High-A Palm Beach and was named to the Florida State League's postseason All-Star team...Also played 7 games for Double-A Springfield.

⚾ His 224 total bases were 2nd most in the FSL...Finished 3rd in the FSL with a .312 AVG (132-for-423), 21 HR, and a .530 SLG...Ranked 5th in the league with 77 RBI.

⚾ Named MVP of the FSL All-Star Game (2-for-4, 2-run HR)...Participated in the FSL All-Star Game Home Run Derby.

⚾ Selected as Cardinals Minor League Player of the Month for June (.337 AVG, 33-for-98).

2006: Began his professional career at Short-A State College, playing mostly 3B (35 games)...Also played 3 games at SS and 1 at 2B...Had a 14-game hit streak from 7/14-31 (.365 AVG, 19-for 52).

Personal

⚾ Full name is Allen Thomas Craig.

⚾ Signed by Dane Walker (Cardinals).

⚾ Married his wife, Marie, 2 weeks after Game 7 of the 2011 World Series...The couple has 2 daughters, Eden and Averie.

⚾ His hometown of Temecula, CA celebrated "Allen Craig Day" on 1/10/11 following the 2011 World Series win.

⚾ Graduated from Chaparral (CA) High School in 2002, where he played both baseball and basketball.

⚾ Attended the University of California at Berkeley...Was named to the Academic First Team All-Pac 10 Team.

⚾ Played for the 2002 USA Junior National Team in Canada.

In the Community

Allen attended the annual PawSox Bowlathon in June 2016 to benefit The Tomorrow Fund, a Rhode Island-based organization which financially supports families with children who are battling cancer...Also participated in the club's annual "Challenger Day" in September, helping PawSox players and coaches host a clinic for kids with various mental and physical disabilities...Signed autographs and posed for pictures with fans during Winter Weekend in January 2015...Took part in the Red Sox Foundation Casino Night during spring training in 2015 and 2016...Also participated in the Red Sox Foundation's Picnic in the Park in August 2014...Greeted fans at the gates before home games at Fenway Park in 2014 and 2015.

Allen Craig's Career Record

YEAR	CLUB	AVG	G	AB	R	H	2B	3B	HR	RBI	SH	SF	HB	BB	SO	SB	CS	E
2006	State College	.257	48	175	21	45	13	0	4	29	1	5	7	13	28	0	0	9
2007	Palm Beach	.312	112	423	77	132	25	2	21	77	0	4	6	35	79	8	3	17
	Springfield	.292	7	24	5	7	2	0	3	3	0	0	0	1	6	0	0	2
2008	Springfield	.304	129	506	84	154	30	0	22	85	0	4	10	48	87	2	1	17
2009	Memphis	.322	126	472	78	152	26	1	26	83	0	6	6	37	95	3	0	5
2010	ST. LOUIS	.246	44	114	12	28	7	0	4	18	0	1	0	9	26	0	1	1
	Memphis	.320	83	306	57	98	24	2	14	81	0	6	4	34	59	1	0	5
2011	ST. LOUIS	.315	75	200	33	63	15	0	11	40	1	2	1	15	40	5	0	0
	Springfield	.000	2	6	0	0	0	0	0	1	0	1	0	1	1	0	0	0
	Memphis	.286	10	35	9	10	2	1	1	5	0	0	1	3	3	0	0	0
2012	Palm Beach	.364	3	11	1	4	0	0	1	1	0	0	0	1	2	0	0	0
	Memphis	.353	4	17	3	6	0	0	2	7	0	0	0	0	2	0	0	0
	ST. LOUIS	.307	119	469	76	144	35	0	22	92	0	7	1	37	89	2	1	4
2013	ST. LOUIS	.315	134	508	71	160	29	2	13	97	0	5	10	40	100	2	0	1
2014	ST. LOUIS	.237	97	367	34	87	17	1	7	44	0	2	3	26	77	1	1	0
	BOSTON	.128	29	94	7	12	3	0	1	2	0	0	4	9	36	1	0	0
	Pawtucket	.200	2	5	1	1	0	0	0	2	0	0	0	1	1	0	0	0
2015	BOSTON	.152	36	79	6	12	1	0	1	3	0	0	2	7	26	0	0	0
	Pawtucket	.274	93	343	29	94	14	0	4	30	0	3	4	49	70	0	0	3
2016	Pawtucket	.173	22	75	5	13	3	1	1	6	0	1	1	7	16	0	0	0
	Lowell	.250	7	20	2	5	1	0	0	3	0	1	0	6	4	0	0	1
Major League Totals		.276	534	1831	239	506	107	3	59	296	1	17	21	143	394	11	3	6
Minor League Totals		.298	648	2418	372	721	140	7	99	413	1	31	39	236	453	14	4	59
Red Sox Totals		.139	65	173	13	24	4	0	2	5	0	0	6	16	62	1	0	0

2006 Signed by the St. Louis Cardinals as an eighth-round selection in the June Draft

2011 On disabled list with a left groin strain, 4/18-5/1

2011 On disabled list with a right knee fracture, 6/8-8/9

2012 On disabled list recovering from right knee surgery, 3/26-4/30

2012 On disabled list with a left hamstring strain, 5/17-31

2014 Acquired by the Boston Red Sox with RHP Joe Kelly in exchange for RHP John Lackey, LHP Corey Littrell, and cash considerations on 7/31

2014 On disabled list with a left foot sprain, 8/2-20

Allen Craig, Continued

Additional Batting Statistics

YEAR	CLUB	OBP	SLG	OPS	TB	GDP
2010	ST. LOUIS	.298	.412	.711	47	1
2011	ST. LOUIS	.362	.555	.917	111	7
2012	ST. LOUIS	.354	.522	.876	245	15
2013	ST. LOUIS	.373	.457	.830	232	12
2014	ST. LOUIS	.291	.346	.638	127	11
	BOSTON	.234	.191	.425	18	3
2015	BOSTON	.239	.203	.441	16	2
Major League Totals		.333	.435	.768	796	51

Postseason Record

	AVG	G	AB	R	H	2B	3B	HR	RBI	SH	SF	HB	BB	SO	SB	CS	E
	.260	34	100	14	26	5	1	5	14	1	1	2	14	27	0	2	0

Wild Card Record

YEAR	CLUB	AVG	G	AB	R	H	2B	3B	HR	RBI	SH	SF	HB	BB	SO	SB	CS	E
2012	STL vs. ATL	.500	1	4	1	2	1	0	0	1	0	0	0	0	0	0	0	0

Division Series Record

YEAR	CLUB	AVG	G	AB	R	H	2B	3B	HR	RBI	SH	SF	HB	BB	SO	SB	CS	E
2011	STL vs. PHI	.100	3	10	3	1	0	1	0	0	0	0	0	4	4	0	0	0
2012	STL vs. WSH	.316	5	19	2	6	2	0	1	3	0	0	0	4	6	0	0	0
Division Series Totals		.241	8	29	5	7	2	1	1	3	0	0	0	8	10	0	0	0

League Championship Series Record

YEAR	CLUB	AVG	G	AB	R	H	2B	3B	HR	RBI	SH	SF	HB	BB	SO	SB	CS	E
2011	STL vs. MIL	.375	5	18	1	3	0	0	1	3	0	0	0	0	1	0	0	0
2012	STL vs. SF	.125	7	24	1	3	1	0	0	2	0	1	1	1	6	0	0	0
LCS Totals		.188	12	32	2	6	1	0	1	5	0	1	1	1	7	0	0	0

World Series Record

YEAR	CLUB	AVG	G	AB	R	H	2B	3B	HR	RBI	SH	SF	HB	BB	SO	SB	CS	E
2011	STL vs. TEX	.263	7	19	5	5	0	0	3	5	1	0	1	4	8	0	2	0
2013	STL vs. BOS	.375	6	16	1	6	1	0	0	0	0	0	0	1	2	0	0	0
World Series Totals		.314	13	35	6	11	1	0	3	5	1	0	1	5	10	0	2	0

All-Star Game Record

YEAR	CLUB	AVG	G	AB	R	H	2B	3B	HR	RBI	SH	SF	HB	BB	SO	SB	CS	E
2013	NL at NYM	.000	1	1	0	0	0	0	0	0	0	0	0	0	0	0	0	0

Career Fielding Record

YEAR	CLUB	POS	PCT.	G	GS	PO	A	E	TC	DP
2010	ST. LOUIS	1B	1.000	5	1	16	1	0	17	2
		2B	-	1	0	0	0	0	0	0
		3B	.000	2	1	0	0	1	1	0
		OF	1.000	34	25	39	1	0	40	0
2011	ST. LOUIS	1B	1.000	2	0	6	0	0	6	0
		2B	1.000	8	8	7	10	0	17	1
		3B	1.000	2	2	0	2	0	2	0
		OF	1.000	48	37	74	3	0	77	0
2012	ST. LOUIS	1B	.995	91	86	761	40	4	805	64
		OF	1.000	30	26	41	1	0	42	0
2013	ST. LOUIS	1B	.999	95	90	780	57	1	838	85
		OF	1.000	46	41	67	1	0	68	1
2014	ST. LOUIS	OF	1.000	74	72	121	3	0	124	0
		1B	1.000	24	22	194	15	0	209	13
	BOSTON	OF	1.000	13	9	20	0	0	20	0
		1B	1.000	17	15	131	14	0	145	12
2015	BOSTON	RF	1.000	9	5	15	0	0	15	0
		LF	1.000	7	4	11	0	0	11	0
		1B	1.000	6	3	29	3	0	32	3
		Career Totals	1B	.998	240	217	1917	130	5	2052
		2B	1.000	9	8	7	10	0	17	1
		3B	.667	4	3	0	2	1	3	0
		OF	1.000	261	219	388	9	0	397	1

Career Single-Game Highs

HITS	4, 5 times, last 4/30/14 for STL vs. MIL
DOUBLES	2, 8 times, last 4/30/14 for STL vs. MIL
HOME RUNS	2, 4 times, last 8/7/12 vs. SF
RBI	4, 3 times, last 8/26/13 vs. CIN
RUNS SCORED	3, 4 times, last 8/2/13 at CIN
WALKS	3, 8/21/12 vs. HOU
STRIKEOUTS	4, 2 times, last 9/3/14 for BOS at NYY
STOLEN BASES	1, 11 times, last 9/25/14 for BOS vs. TB
HITTING STREAK	13, 8/10-24/12
EJECTIONS	None

Home Run Notes

MULTI-HOME RUN GAMES (4)
2-HOME RUN GAMES (4)
8/17/11 at PIT; 9/18/11 at PHI; 7/2/12 vs. COL; 8/7/12 vs. SF
LEADOFF HOME RUNS (0)
GRAND SLAMS (1)
8/26/13 vs. CIN off J.J. Hoover
PINCH-HIT HOME RUNS (1)
6/1/11 vs. SF off Tim Lincecum
EXTRA-INNING HOME RUNS (1)
8/26/14 for BOS at TOR off Sergio Santos (11th)
GAME-ENDING HOME RUNS (0)
INSIDE-THE-PARK HOME RUNS (0)

77 JAKE DEPEW

CATCHER



Bats: Right • **Throws:** Right • **Height:** 5-11 • **Weight:** 245

Opening Day Age: 25 • **MLB Service:** None

Born: 3/1/1992 in Granite City, IL

Resides: Granite City, IL

Acquired: Signed as a minor league free agent on 11/21/2016

Contract Status: Signed through 2017

Non-Roster Invitee

Career Highlights

Has thrown out 123 of 289 (42.6%) attempted base stealers, including 54 of 128 (42.2%) at the Double-A level. **2016: Spent entire season with Double-A Montgomery and set career bests in games (86), runs (26), hits (61), doubles (10), homers (9), RBI (42), and walks (26).**

Attended ML Spring Training Camp with the Rays as a non-roster invitee.

Made 73 appearances (70 starts) behind the plate for Montgomery and ranked 2nd among Southern League backstops in catcher caught stealing percentage (36.5, 19 of 52).

In his final 22 games (beginning 7/30), hit .278 and slugged .528 (20-for-72, 4 2B, 3B, 4 HR, 15 RBI)...In that span, reached base via hit or BB in 19 of 21 games with an at-bat.

Made his 2nd career pitching appearance on 9/5 vs. Tennessee (0.2 IP, H).

2015: Spent entire season with Montgomery...Threw out 27 of 58 (46.5%) attempted base stealers.

Hit .261 vs. RHP (42-for-161, 9 2B, 2 3B, 3 HR), but went 3-for-36 (.083) with 3 singles vs. LHP.

Made his lone professional start at 1B on 6/20 at Biloxi...Was his 2nd career appearance at the position (also 2012).

2014: Batted .220 (33-for-150) between High-A Charlotte (30 G) and Montgomery (17 G).

Threw out 14 of 32 (43.8%) attempted base stealers.

Made his 1st career pitching appearance on 5/5 at Lakeland...Entered in the 16th inning and tossed 3.1 scoreless frames to earn the win in a 5-3, 19-inning Charlotte victory.

2013: Spent entire season with Charlotte...His caught stealing percentage of 45.3 (29 of 64) ranked 2nd in the Florida State League (min. 40 attempts) behind only Gary Sanchez (45.9).

Batted .329 (23-for-70) during a 17-game stretch from 6/28-8/10, hitting safely in 14 of those games.

2012: Spent entire season with Short-A Hudson Valley...Threw out 16 of 39 (41.0%) attempted base stealers.

Went 14-for-47 (.298) in his final 13 games (beginning 8/12)...Was 4-for-4, 2B, HR, 3 RBI, 2 R on 8/18 at Lowell.

2011: Spent entire season with Rookie-level Princeton in the Appalachian League...Threw out 17 of 42 (40.5%) attempted base stealers.

Batted .310 (18-for-58) during a 17-game on-base streak from 7/20-8/13.

2010: Appeared in 4 games with the Gulf Coast League Rays after being drafted in June.

Personal

Full name is Jacob Allen DePew.

Signed by Tom Coustoun (Rays).

Graduated from Granite City High School, where he was named Illinois Player of the Year by Gatorade as a senior.

Jake DePew's Career Record

YEAR	CLUB	AVG	G	AB	R	H	2B	3B	HR	RBI	SH	SF	HB	BB	SO	SB	CS	E
2010	GCL Rays	.273	4	11	0	3	0	0	0	1	0	0	0	0	1	0	0	0
2011	Princeton	.214	46	159	14	34	5	0	1	22	0	5	0	20	27	6	4	3
2012	Hudson Valley	.204	46	147	11	30	4	0	1	16	3	1	0	18	24	3	0	2
2013	Charlotte	.223	61	211	16	47	5	0	1	19	4	0	0	15	39	0	3	4
2014	Charlotte	.245	30	94	10	23	2	0	0	5	1	1	1	15	19	0	0	1
	Montgomery	.179	17	56	5	10	2	0	1	5	1	0	0	8	13	0	0	3
2015	Montgomery	.228	55	197	15	45	9	2	3	21	1	2	1	14	65	0	2	4
2016	Montgomery	.215	86	284	26	61	10	1	9	42	2	4	0	26	72	2	0	6
Minor League Totals		.218	345	1159	97	253	37	3	16	131	12	13	2	116	260	11	9	23

2010 Signed by the Tampa Bay Rays as a ninth-round selection in the June Draft

2016 Signed by the Boston Red Sox as a minor league free agent on 11/21

74 RAFAEL DEVERS

3B

Bats: Left • **Throws:** Right • **Height:** 6-0 • **Weight:** 234
Opening Day Age: 20 • **MLB Service:** None
Born: 10/24/1996 in Sanchez, DR
Resides: Invienda, DR
Acquired: Signed as an international free agent on 8/9/2013
Contract Status: Signed through 2017



Non-Roster Invitee

Career Highlights

🔥 Enters the 2017 season ranked by *Baseball America* as the Red Sox' No. 2 prospect, as well as having the best infield arm in the organization...Is also ranked the No. 18 prospect in baseball.

🔥 Tabbed an All-Star in each of his first 3 professional seasons, earning year-end selections in 2014 (Gulf Coast League) and 2016 (Carolina League) and a mid-season selection in 2015 (South Atlantic League).

🔥 Played no defensive position other than 3B in his first 3 seasons (2014-16)...Improved his fielding percentage from .905 in 2014 to .949 in 2015 and .960 in 2016.

🔥 Is the youngest Red Sox player ever to participate in the SiriusXM All-Star Futures Game (19 years old in 2015).

🔥 Participated in the Red Sox Rookie Development Program in January 2017.

2016: Named Red Sox Minor League Defensive Player of the Year, in addition to being named a Carolina League Year-End All-Star...Spent entire season with High-A Salem.

🔥 Led league 3rd basemen in fielding percentage (.960), total chances (377), putouts (104), and assists (258), and ranked T-2nd in double plays (19).

🔥 Ranked 3rd in the CL in at-bats (503), 4th in hits (142), and 5th in total bases (223)...Also ranked among team leaders in games (1st, 128), runs (1st, 64), HR (1st, 11), doubles (2nd, 32), RBI (2nd, 71), and triples (3rd, 8).

🔥 Following the season, ranked by *Baseball America* as the No. 3 prospect in the Red Sox organization, as well as having the best infield arm in the farm system...Also ranked the No. 6 prospect in the Carolina League by *Baseball America*, in addition to being named a High Class A All-Star.

🔥 Named Red Sox Minor League Defensive Player of the Month in April.

🔥 In 65 games after the All-Star break, posted a .326/.367/.539/.906 line (87-for-267, 24 2B, 6 3B, 7 HR).

🔥 Hit above .300 in June (.313), July (.357), and August (.328)...Reached base safely in 19 straight games from 7/28-8/17, hitting .333 (28-for-84)...Hit 2 HR on 8/11 at Myrtle Beach.

🔥 Following the season, batted .243 (18-for-74) in 25 games with Escogido in the Dominican Winter League.

2015: Spent entire season with Single-A Greenville...Tabbed a South Atlantic League mid-season All-Star.

🔥 Ranked 2nd in the Red Sox organization in 2B (38) and RBI (70), as well as 3rd in AVG (.288) and T-3rd in HR (11).

🔥 Ranked among SAL leaders in hits (5th, 135), 2B (2nd), XBH (3rd, 50), and total bases (2nd, 208)...Led the Drive in hits, runs (71), 2B, and RBI...Recorded 40 multi-hit games, including 12 games with at least 3 hits.

🔥 Posted a .949 fielding percentage (10 E/196 TC) in 72 games (all starts) at 3B, after recording a .905 mark (18 E/189 TC) at the position in 2014.

🔥 Recorded 13 total bases on 5/3 at Hagerstown with season highs in hits (5-for-6), runs (4), 2B (tied, 2), HR (2), and RBI (5), hitting a solo HR in the 8th inning and a grand slam in the 9th.

🔥 Hit .364 (20-for-55) during a season-high 13-game hitting streak from 5/18-6/1.

🔥 Named Red Sox Minor League Hitter of the Month for May (24 G, .364 AVG, 36-for-99, 22 R, 10 2B, 3B, 3 HR, 16 RBI).

🔥 Selected to play for the World Team in the SiriusXM All-Star Futures Game on 7/12 in Cincinnati, entering at 3B in the 6th inning and going 0-for-2...At 19, became the youngest Red Sox ever to participate in the Futures Game.

🔥 Following the season, ranked by *Baseball America* as the No. 2 prospect in the Red Sox organization, as well as the best defensive 3B and 5th-best prospect overall in the SAL...Also rated by *Baseball America* as the best hitter for average and best power hitter in the Sox' system.

🔥 Hit .279 (12-for-43) in 13 games for Escogido of the Dominican Winter League.

Rafael Devers, Continued

2014: Made pro debut...Hit .322 (84-for-261) with 17 2B, 5 3B, 7 HR, 57 RBI, 35 BB, and a .404 OBP in 70 games between the Rookie-level Dominican Summer League Red Sox and Gulf Coast League Red Sox.

👉 Named a GCL Postseason All-Star.

👉 After the season, rated by *Baseball America* as the No. 99 overall prospect in baseball, the No. 6 prospect in the Red Sox organization, and the top prospect in the GCL...Also rated the best power hitter in the Sox farm system.

👉 Began the season with the DSL Sox, leading the club in AVG (.337), OBP (.445), and SLG (.538)...Opened the season with an 11-game hit streak from 5/31-6/12, hitting .442 (19-for-43), 2B, 3 3B, 3 HR, and 18 RBI in that span.

👉 Transferred to the GCL Red Sox on 7/3...Named Red Sox Minor League Offensive Player of the Month for July after hitting .361 (30-for-83) with 7 2B, 1 3B, 2 HR, and 21 RBI between the DSL (2 G) and the GCL (22 G).

👉 Paced the GCL Sox in AVG (.312), HR (4), RBI (36), SLG (.484), and OPS (.858), while also ranking among team leaders in hits (3rd, 49) and total bases (2nd, 76)...Posted a .423 AVG (22-for-52) with RISP in the GCL.

Personal

👉 Full name is Rafael Devers.

👉 Signed by Manny Nanita (Red Sox).

In the Community

As part of the Red Sox Rookie Development Program in January 2017, Rafael helped paint murals at Higginson-Lewis K-8 School and visited with patients at Boston Children's Hospital.

Rafael Devers' Career Record

YEAR	CLUB	AVG	G	AB	R	H	2B	3B	HR	RBI	SH	SF	HB	BB	SO	SB	CS	E
2014	DSL Red Sox	.337	28	104	26	35	6	3	3	21	0	2	1	21	20	4	1	8
	GCL Red Sox	.312	42	157	21	49	11	2	4	36	0	1	2	14	30	1	0	10
2015	Greenville	.288	115	469	71	135	38	1	11	70	1	6	8	24	84	3	2	10
2016	Salem	.282	128	503	64	142	32	8	11	71	0	2	1	40	94	18	6	15
Minor League Totals		.293	313	1233	182	361	87	14	29	198	1	11	12	99	228	26	9	43

2013 Signed by the Boston Red Sox as an international free agent on 8/9

65 MATT DOMINGUEZ

3B



Bats: Right • **Throws:** Right • **Height:** 6-1 • **Weight:** 212

Opening Day Age: 27 • **MLB Service:** 2 years, 74 days

Born: 8/28/1989 in Los Angeles, CA

Resides: Gilbert, AZ

Acquired: Signed as a minor league free agent on 12/12/2016

Contract Status: Signed through 2017

Non-Roster Invitee

Career Highlights

- ✦ Selected by the Florida Marlins in the 1st round (12th overall) of the 2007 June Draft.
- ✦ Has appeared in 362 ML games with FLA (2011), HOU (2012-14), and TOR (2016)...Served as the Astros' primary 3B from 2013-14, and in 2013 earned the Wilson Defensive Player of the Year Award as the AL's top 3B.
- ✦ Earned the 2015 Minor League Baseball Rawlings Gold Glove Award at 3B.
- ✦ Ranked by *Baseball America* as 1 of the top 8 prospects in the Marlins organization following the 2007 (No. 8), 2008 (No. 6), 2009 (No. 4), 2010 (No. 1), and 2011 (No. 4) seasons...Also ranked as 1 of baseball's top 100 prospects after the 2008 (No. 64) and 2010 (No. 81) seasons.
- ✦ Ranked by *Baseball America* as the best defensive infielder in the Marlins system following the 2007-10 seasons, as well as having the organization's best infield arm after the 2008-09 seasons.
- 2016: Spent majority of season with Triple-A Buffalo and led the Bisons in HR (18) and RBI (67)... Also appeared in 5 ML games (3 starts) over 2 stints with the Blue Jays in April and June.**
- ✦ Started at 1B on 4/27 vs. CWS, his only appearance at a position other than 3B in his ML career.
- ✦ For Buffalo, made 110 starts at 3B and 15 at 1B...Prior to 2016, had appeared in only 7 games at 1B in his pro career.
- 2015: Batted .269 (119-for-442) in 117 Triple-A games between HOU's Fresno (45 G) and MIL's Colorado Springs (72 G).**
- ✦ Earned the 2015 Minor League Baseball Rawlings Gold Glove Award as the top 3B in any of the 10 domestic-based, full-season minor leagues...Posted a .990 fielding percentage in 106 games at 3B (3 E/289 TC).
- ✦ Began the season with Fresno and was claimed off waivers by MIL on 6/16...Spent the rest of the season with Colorado Springs...Claimed off waivers by TOR on 9/6.
- 2014: Made his 2nd straight Opening Day roster with HOU...Ranked 2nd on the Astros in games (157), making 147 starts at 3B and 4 at DH...Also ranked 3rd on the club in HR (16) and RBI (57).**
- ✦ His 153 games at 3B ranked 3rd in the AL...Also ranked 5th among ML 3B in fielding percentage (.975).
- ✦ Recorded his 1st career walk-off hit on 5/14 vs. TEX, an RBI single that scored Dexter Fowler.
- 2013: Made his 1st Opening Day roster with HOU...Shared the team lead in games (152), making 149 starts at 3B and 1 at DH...Ranked 2nd on the club in HR (21) and 3rd in doubles (25).**
- ✦ Earned the Wilson Defensive Player of the Year Award as the AL's top 3B.
- ✦ Became the youngest HOU player to hit 21+ HR in a season since OF Cesar Cedeno hit 26 in 1974.
- ✦ Hit a game-tying, 2-run, 9th-inning HR off RHP Grant Balfour in a 5-4 win on 7/23 vs. OAK, snapping Balfour's streak of 44 consecutive successful save chances.
- 2012: Appeared in 31 ML games over 2 stints with HOU after being acquired from MIA in July.**
- ✦ Began the season with Triple-A New Orleans (MIA)...Acquired by HOU along with minor league LHP Rob Rasmussen in exchange for 1B Carlos Lee on 7/4...Reported to the ML club before an option to Triple-A Oklahoma City on 7/8...Recalled by HOU on 8/30 and spent the remainder of the season with the Astros.
- ✦ Hit a 3-run HR in the top of the 9th inning off LHP Aroldis Chapman on 9/7 at CIN, leading HOU to a 5-3 win...Snapped Chapman's streak of 27 consecutive successful save chances.
- ✦ Batted .257 (115-for-447) with 24 2B, 9 HR, and 69 RBI in 123 Triple-A games.
- 2011: Made ML debut, appearing in 17 games with FLA as a September call-up...Also hit .249 (89-for-358) with 12 HR in 95 minor league games.**
- ✦ Suffered a broken left elbow after being hit by a pitch on 4/1 in a Triple-A exhibition game...On the 7-day disabled list from 4/7-5/9...Played for High-A Jupiter (4 G) and Double-A Jacksonville (4 G) before joining Triple-A New Orleans on 5/19...On the 7-day DL again from 8/11-23 with a right hamstring strain.
- ✦ Had contract purchased by FLA on 9/6 and made his ML debut that night vs. NYM as a pinch-hitter in the 10th inning (HBP)...Made his first start on 9/7 vs. NYM and recorded his first hit, a single off RHP R.A. Dickey (2nd inn.).
- ✦ Following the season, played for Surprise in the Arizona Fall League...Played in the AFL Rising Stars Game.

Matt Dominguez, Continued

2010: Spent entire season with Double-A Jacksonville and was named a Southern League mid- and postseason All-Star...Named MVP of the SL All-Star Game after going 3-for-4 with 2 HR.

2009: Named a Florida State League mid-season All-Star...Hit .247 (118-for-478) with 32 2B and 13 HR between High-A Jupiter (103 G) and Double-A Jacksonville (31 G).

Following the season, played for Mesa in the Arizona Fall League...Played in the AFL Rising Stars Game.

2008: Spent entire season with Single-A Greensboro and hit 18 HR in 88 games...Named South Atlantic League Player of the Week on 8/18 and 9/1.

2007: Made pro debut after being selected by the Marlins in the 1st round of the June Draft.

Personal

Full name is Matthew Scott Dominguez.

Signed by Tim McDonnell (Marlins).

Graduated in 2007 from Chatsworth (CA) High School with the school's career records in hits (179) and RBI (188)...Had his jersey retired on 2/4/12...Was a teammate of Mike Moustakas.

Raised in Van Nuys, CA...His father, Fernando, was a copy editor on the *Los Angeles Times* Sports Desk.

Matt Dominguez's Career Record

YEAR	CLUB	AVG	G	AB	R	H	2B	3B	HR	RBI	SH	SF	HB	BB	SO	SB	CS	E
2007	GCL Marlins	.100	5	20	0	2	0	0	0	2	0	1	0	1	2	0	0	0
	Jamestown	.189	10	37	3	7	2	0	1	4	0	0	0	1	12	0	0	2
2008	Greensboro	.296	88	345	59	102	16	0	18	70	0	3	5	28	68	0	1	12
	Jupiter	.262	103	381	49	100	25	1	11	53	0	5	5	38	68	1	0	14
2009	Jacksonville	.186	31	97	10	18	7	0	2	9	1	1	1	14	24	0	0	4
	Jacksonville	.252	138	504	61	127	34	2	14	81	1	7	9	56	96	0	2	17
2010	Jupiter	.167	4	18	0	3	0	0	0	2	0	0	1	1	3	0	0	0
	Jacksonville	.133	4	15	1	2	0	0	0	1	0	0	1	3	2	0	0	0
2011	New Orleans	.258	87	325	47	84	18	1	12	55	0	4	3	24	50	0	1	13
	FLORIDA	.244	17	45	2	11	4	0	0	2	0	0	1	2	8	0	0	2
2012	New Orleans	.234	78	286	27	67	14	0	7	46	2	3	1	23	31	0	1	11
	HOUSTON	.284	31	109	14	31	2	2	5	16	0	0	0	4	17	0	0	1
2013	Oklahoma City	.298	45	161	21	48	10	0	2	23	1	2	2	11	21	0	0	6
	HOUSTON	.241	152	543	56	131	25	0	21	77	2	7	7	30	96	0	1	16
2014	HOUSTON	.215	157	564	51	121	17	0	16	57	2	7	5	29	125	0	1	11
	Fresno	.251	45	175	14	44	9	0	4	26	1	2	6	4	28	0	0	0
2015	Colorado Springs	.281	72	267	37	75	21	1	6	30	0	2	3	15	37	0	0	3
	Buffalo	.269	127	475	47	128	18	0	18	67	0	5	5	29	70	1	0	13
2016	TORONTO	.000	5	11	0	0	0	0	0	0	0	0	0	1	3	0	0	0
	TORONTO	.000	5	11	0	0	0	0	0	0	0	0	0	1	3	0	0	0
Major League Totals		.231	362	1272	123	294	48	2	42	152	4	14	13	66	249	0	2	30
Minor League Totals		.260	837	3106	376	807	174	5	95	469	6	35	42	248	512	2	5	95

2007 Signed by the Florida Marlins as a first-round selection (12th overall) in the June Draft

2012 Acquired by the Houston Astros along with LHP Rob Rasmussen in exchange for OF Carlos Lee, 7/4

2015 Claimed off waivers by the Milwaukee Brewers, 6/16

2015 Claimed off waivers by the Toronto Blue Jays, 9/6

2016 Signed by the Boston Red Sox as a minor league free agent, 12/12

Additional Batting Statistics

YEAR	CLUB	OBP	SLG	OPS	TB	GDP
2011	FLORIDA	.292	.333	.625	15	2
2012	HOUSTON	.310	.477	.787	52	4
2013	HOUSTON	.286	.403	.690	219	17
2014	HOUSTON	.256	.330	.586	186	23
2016	TORONTO	.083	.000	.083	0	0
Major League Totals		.273	.371	.644	472	46

Career Fielding Record

YEAR	CLUB	POS	PCT.	G	GS	PO	A	E	TC	DP
2011	FLORIDA	3B	.931	16	13	6	21	2	29	1
2012	HOUSTON	3B	.987	31	27	18	59	1	78	9
2013	HOUSTON	3B	.963	149	149	92	323	16	431	28
2014	HOUSTON	3B	.972	153	147	109	278	11	398	22
2016	TORONTO	3B	1.000	3	2	7	4	0	11	0
		1B	1.000	1	1	9	0	0	9	1
Career Totals		3B	.968	352	338	232	685	30	947	60
		1B	1.000	1	1	9	0	0	9	1

Career Single-Game Highs

HITS	4, 2 times, last 8/18/13 at LAA
DOUBLES	2, 5 times, last 5/9/14 at BAL
HOME RUNS	2, 3 times, last 5/18/14 vs. CWS
RBI	5, 6/18/13 vs. MIL
RUNS SCORED	3, 4 times, last 8/26/13 at CWS
WALKS	2, 4 times, last 5/17/14 vs. CWS
STRIKEOUTS	4, 2 times, last 9/6/13 at OAK
STOLEN BASES	None
HITTING STREAK	8, 8/3-11/14
EJECTIONS	None

Home Run Notes

MULTI-HOME RUN GAMES (3)
2-HOME RUN GAMES (3)
5/11/13 vs. TEX; 5/25/13 vs. OAK; 5/18/14 vs. CWS
LEADOFF HOME RUNS (0)
GRAND SLAMS (2)
6/18/13 vs. MIL off Tom Gorzelanny; 9/13/13 vs. LAA off Cory Rasmus
PINCH-HIT HOME RUNS (0)
EXTRA-INNING HOME RUNS (0)
GAME-ENDING HOME RUNS (0)
INSIDE-THE-PARK HOME RUNS (0)

29 ROENIS ELIAS

LHP



Bats: Left • **Throws:** Left • **Height:** 5-11 • **Weight:** 205
Opening Day Age: 28 • **MLB Service:** 1 year, 119 days
Born: 8/1/1988 in Guantanamo, Cuba
Resides: Austin, TX
Acquired: From Seattle along with RHP Carson Smith in exchange for LHP Wade Miley and RHP Jonathan Aro on 12/7/2015
Contract Status: Signed through 2017

Career Highlights

- 🔥 Entering 2nd season in Red Sox organization...Has thrown 286.2 innings over 54 career ML games (50 starts) with SEA (2014-15) and BOS (2016).
- 🔥 Has held left-handed batters to a .232 AVG (56-for-241) and a .349 SLG in the majors.
- 🔥 Made 1st Opening Day roster with SEA in 2014 despite never having pitched above Double-A.
- 🔥 Allowed 3 runs or fewer in 16 consecutive ML starts from 7/21/14-5/25/15, posting a 2.42 ERA in that time.
- 🔥 Spent both of his Serie Nacional seasons (2008-09, 2009-10) with his hometown team, Guantanamo...Went 7-10 with a 7.37 ERA (77 ER/94.0 IP) in 39 appearances (18 starts)...Debuted at 19 years old during 2008-09 season.
- 2016: Pitched in 3 games (1 start) over 3 ML stints in his 1st season with the Red Sox.**
- 🔥 Also made 19 starts and 2 relief appearances with Triple-A Pawtucket...Led the PawSox with a .667 winning percentage and tied for the team lead with 10 wins while posting a 3.60 ERA (50 ER/125.0 IP) and striking out 113.
- 🔥 Recalled from Pawtucket on 4/22 and made his Red Sox debut at HOU the following day, allowing 3 ER in 1.2 innings of relief...Optioned back to Pawtucket on 4/24.
- 🔥 From 5/18-6/10 with the PawSox, went 4-0 with a 2.00 ERA (8 ER/36.0 IP), 40 SO, and a .194 opponent AVG.
- 🔥 Fanned a career-high 13 hitters in a 5/18 win vs. Norfolk, becoming the 1st PawSox pitcher to record as many strikeouts in a single game since a 15-SO performance by Jin Ho Cho in 1999.
- 🔥 Earned a complete-game win on 6/5 at Norfolk, the 1st CG by a PawSox player since Steven Wright on 6/26/15.
- 🔥 After a scoreless start vs. Louisville on 6/10, had not allowed an earned run in his last 13.0 innings when he was recalled by BOS on 6/17...Made his 1st start with the Red Sox (50th career start) and his 1st career appearance at Fenway Park that day vs. SEA, allowing 7 ER over 4.0 IP in a loss...Optioned back to Pawtucket following the game.
- 🔥 Recalled for his 3rd and final ML stint of the season on 8/11...Finished a 16-2 Red Sox win over the Diamondbacks with 2.0 frames of relief, allowing 1 run...Optioned to Pawtucket on 8/15.
- 🔥 Allowed 2 or fewer ER on 4 or fewer hits in 6 of his last 7 games with the PawSox, including consecutive 6.0-inning scoreless efforts to finish the season...Over those 7 games, went 4-1 with a 2.38 ERA (11 ER/41.2 IP).
- 🔥 Following the season, went 2-3 with a 2.47 ERA (43.2 IP, 38 H, 12 ER, 19 BB, 37 SO) in 10 regular season games (9 GS) for Aguilas in the Dominican Winter League...Also made 2 postseason starts (10.0 IP, 9 H, 3 ER, 6 BB, 11 SO).
- 2015: Made 22 appearances (20 GS) over 2 stints with SEA...Also made 12 starts with Triple-A Tacoma.**
- 🔥 Allowed 4 ER or more in 9 of his Triple-A starts, but gave up 3 ER or fewer in 15 of his 20 ML starts...Made 11 quality starts with the Mariners.
- 🔥 Made 2 relief appearances with SEA, both scoreless...Tossed 1.0 shutout inning on 8/24 vs. OAK and struck out his only batter faced on 9/18 at TEX.
- 🔥 With SEA, held left-handed batters to a .227 AVG/.299 OBP/.309 SLG line (22-for-97, 8 BB, 34 SO).
- 🔥 Began the season with Tacoma and went 2-0 with an 8.04 ERA (14 ER/15.2 IP) in 3 starts.
- 🔥 Recalled by SEA on 4/26...Went 3-3 with a 2.79 ERA (18 ER/58.0 IP) in his first 9 ML starts from 4/26-6/9...Allowed only 1 run in 3 consecutive outings from 5/14-25 (20.0 IP).
- 🔥 Gave up 4 runs on 5/30 vs. CLE, snapping a streak of 16 consecutive starts allowing 3 runs or fewer (began 7/21/14)...During that streak, was 5-5 with a 2.42 ERA (24 ER/89.1 IP).
- 🔥 Recorded a career-high-tying 10 SO with 0 BB on 6/19 vs. HOU.
- 🔥 Optioned to Tacoma on 7/3 and made 9 starts before 8/23 recall...Closed out the year with 9 appearances (7 starts) for SEA (1-2, 3.86 ERA, 16 ER/37.1 IP)...Posted a 1.59 ERA (3 ER/17.0 IP), a 1.00 WHIP, and a .143 opponent AVG (8-for-56) from 9/12-28 (4 G, 3 GS)...Allowed 1 hit and 0 ER in 5.1 IP on 9/12 vs. COL, earning the win.

2014: Made 1st Opening Day roster and ML debut despite having never pitched above Double-A.

- Was 1 of only 7 ML rookies to win at least 10 games...Also ranked among rookie leaders in starts (3rd, 29), innings (3rd, 163.2), and strikeouts (T-5th, 143).
- Became the 7th rookie pitcher in Mariners history to record at least 10 wins in a season, the 1st since John Halama (11) and Freddy Garcia (17) in 1999.
- Among Mariners rookie pitchers all-time, ranked 4th in SO, 6th in starts, 7th in wins, and 8th in IP.
- Went 4-0 with a 2.23 ERA (10 ER/40.1 IP) and a .201 opponent AVG (29-for-144) in 6 daytime starts.
- Held left-handed batters to a .212 AVG (28-for-132).
- Earned a spot on SEA's Opening Day roster after making his 1st ML Spring Training appearance as a non-roster invitee.
- Made ML debut on 4/3 at OAK, carrying a no-hitter through 4.2 IP (5.0 IP, 2 H, R, 2 BB, 4 SO).
- Recorded 10 SO on 5/1 at NYY...Was the 2nd opposing rookie in 45 seasons to strike out 10 or more batters in a Yankee Stadium debut (also Matt Moore, 9/22/11, 11 SO).
- Threw a 3-hit shutout on 6/1 vs. DET...Became the 1st Mariners rookie pitcher to throw a shutout since Freddy Garcia on 8/24/99 vs. DET, and the 1st to allow 3 hits or fewer in a shutout since Dave Fleming on 8/25/92 vs. CLE.
- Ranked 5th among ML rookies with a 2.31 ERA (13 ER/50.2 IP) after the All-Star break (min. 10 GS)...Allowed 2 ER or fewer in each of his 10 starts after the break.
- Optioned to Triple-A Tacoma on 8/7...Earned the win and allowed no hits in his lone appearance with the Rainiers on 8/13 at New Orleans (5.0 IP, BB, 6 SO)...Returned to SEA on 8/18.
- Shut down for the season after leaving his start on 9/16 at LAA with a strained flexor bundle in his left elbow.

2013: Spent entire season with SEA's Double-A Jackson affiliate...Named a Southern League mid-season All-Star.

- Ranked 7th in the Southern League in ERA (3.18) and finished 4th among league starters in SO/9.0 IP (8.38).
- Allowed 3 ER or fewer in 19 of 22 starts and never gave up more than 5 ER in a game.
- Held LHH to a .160 AVG/.256 OBP/.236 SLG line (17-for-106, 5 2B, HR).
- Earned a no-decision in his Double-A debut on 4/5 at Jacksonville, despite allowing no hits in 6.0 IP (2 BB, 7 SO).
- Recorded 10 SO and 0 BB in only 5.0 IP on 7/24 at Chattanooga.
- Placed on the DL on 8/19 and missed the remainder of the season after undergoing an appendectomy.
- Following the season, made 3 starts for Lara of the Venezuelan Winter League.

2012: Spent entire season with SEA's High-A club in High Desert...Was the 4th pitcher in team history to make at least 25 starts and have an ERA below 4.00 in a season (26 GS, 3.76 ERA)...Named a California League postseason All-Star.

- Had the lowest WHIP in the CL (1.19) and ranked among leaders in ERA (4th) and opponent AVG (2nd, .245)...Among CL starters, had the 2nd-lowest opponent AVG and allowed the 2nd-fewest base runners per 9.0 IP (11.22).
- Led the Mavericks in wins (11) and quality starts (12)...Made 7 quality starts of at least 7.0 IP and 2 of 8.0 IP.
- Recorded a season-high 11 SO against only 1 BB in 7.2 IP on 7/21 at Stockton.

2011: Made U.S. debut, combining to go 5-2, 4.28 ERA (23 ER/48.1 IP) in 11 appearances (8 starts) between the Rookie-level Arizona League Mariners, Rookie-level Pulaski, and Single-A Clinton.

- Made only 1 relief appearance in the AZL before transferring to Pulaski on 7/18...Made 1st start and earned 1st win on 7/29 at Princeton (5.0 IP, 4 H, R)...Transferred to Clinton on 8/1 and spent the remainder of the season there.

Personal

- Full name is Roenis Leliebree Elias...Name is pronounced "roh-EN-ees ehl-LEE-ahs."
- Signed by Ted Heid and Patrick Guerrero (Mariners).
- Married to Vanessa...The couple has a son, Roenis Jr.
- As a native of Guantanamo, Cuba, established residency in Mexico in late 2010 before signing with SEA...Played for Guantanamo in Cuba's major league, Serie Nacional.

In the Community

While with Triple-A Pawtucket in 2016, Roenis attended the annual PawSox Bowlathon in June to benefit The Tomorrow Fund, a Rhode Island-based organization which financially supports families with children who are battling cancer...Also participated in the club's annual "Challenger Day" in September, helping PawSox players and coaches put on a clinic for kids with various mental and physical disabilities...In January 2016, signed autographs and posed for pictures with fans during Red Sox Winter Weekend...During spring training in 2016, attended Casino Night to benefit the Red Sox Foundation.

Roenis Elias, Continued

Roenis Elias' Career Record

YEAR	CLUB	W-L	ERA	G	GS	CG	SHO	SV	IP	H	R	ER	HR	HB	BB	SO	WP	BK
2011	AZL Mariners	0-0	0.00	1	0	0	0	0	1.0	1	0	0	0	0	0	0	0	0
	Pulaski	1-0	0.82	3	1	0	0	0	11.0	11	4	1	0	2	3	8	0	0
	Clinton	4-2	5.45	7	7	0	0	0	36.1	41	24	22	7	1	18	33	4	0
2012	High Desert	11-6	3.76	26	26	0	0	0	148.1	136	80	62	19	8	41	128	2	8
2013	Jackson	6-11	3.18	22	22	0	0	0	130.0	112	57	46	9	4	50	121	2	3
2014	SEATTLE	10-12	3.85	29	29	1	1	0	163.2	151	77	70	16	11	64	143	6	4
	Tacoma	1-0	0.00	1	1	0	0	0	5.0	0	0	0	0	0	1	6	0	0
2015	Tacoma	4-2	7.34	12	12	0	0	0	61.1	80	54	50	9	4	18	47	5	3
	SEATTLE	5-8	4.14	22	20	0	0	0	115.1	106	57	53	15	9	44	97	1	1
2016	Pawtucket	10-5	3.60	21	19	1	0	0	125.0	115	56	50	10	6	57	113	2	1
	BOSTON	0-1	12.91	3	1	0	0	0	7.2	15	11	11	2	0	5	3	0	0
Major League Totals		15-21	4.21	54	50	1	1	0	286.2	272	145	134	33	20	113	243	7	5
Minor League Totals		37-26	4.01	93	88	1	0	0	518.0	496	275	231	54	25	188	456	15	15
Red Sox Totals		0-1	12.91	3	1	0	0	0	7.2	15	11	11	2	0	5	3	0	0

2011 Signed by the Seattle Mariners as an international free agent, 5/3

2015 Acquired by the Boston Red Sox with RHP Carson Smith in exchange for LHP Wade Miley and RHP Jonathan Aro, 12/7

Career Fielding Record

YEAR	CLUB	POS	PCT.	G	GS	PO	A	E	TC	DP
2014	SEATTLE	P	1.000	29	29	2	22	0	24	2
2015	SEATTLE	P	.929	22	20	0	13	1	14	0
2016	BOSTON	P	1.000	3	1	0	2	0	2	0
Career Totals			P .975	54	50	2	37	1	40	2

Career Single-Game Highs

INNINGS PITCHED	9.0, 6/1/14 vs. DET
STRIKEOUTS	10, 2 times, last 6/19/15 vs. HOU
HITS ALLOWED	9, 2 times, last 8/27/15 at CWS
RUNS ALLOWED	8, 6/14/15 at HOU
WALKS ALLOWED	6, 8/18/14 at PHI
HOME RUNS ALLOWED	2, 6 times, last 6/17/16 vs. SEA
EJECTIONS	None
SCORELESS INNINGS STREAK	10.0, 6/1-7/14

RED SOX WHO HAVE PLAYED IN EVERY GAME

25 players have played in every game of a regular season for the Red Sox (a total of 43 times). Shortstop Everett Scott did so 5 straight years (1917-21) when he set the club record by playing in 832 consecutive games from 6/20/1916-10/2/1921.

YEAR	GAMES	PLAYER	YEAR	GAMES	PLAYER
1901	138	2B Hobe Ferris	1922	154	2B Del Pratt
		SS Freddy Parent	1924	156	2B Bill Wambsganss
		3B Jimmy Collins	1926	154	1B Phil Todt
		LF Tommy Dowd	1930	154	CF Tom Oliver
1902	138	1B Candy LaChance	1936	155	1B Jimmie Foxx
		SS Freddy Parent	1943	155	2B Bobby Doerr
		RF Buck Freeman	1948	155	SS Vern Stephens
1903	141	1B Candy LaChance			CF Dom DiMaggio
		2B Hobe Ferris	1949	155	SS Vern Stephens
		RF Buck Freeman			LF Ted Williams
1904	157	1B Candy LaChance	1956	155	CF Jimmy Piersall
		RF Buck Freeman	1958	155	3B Frank Malzone
		CF Chick Stahl	1959	154	3B Frank Malzone
1905	153	SS Freddy Parent	1962	160	LF Carl Yastrzemski
1906	155	CF Chick Stahl	1966	162	1B George Scott
1912	154	LF Duffy Lewis	1969	162	LF Carl Yastrzemski
1917	157	SS Everett Scott	1978	163	LF Jim Rice
1918	126	SS Everett Scott	1981	108	LF Jim Rice
		RF Harry Hooper			RF Dwight Evans
1919	138	SS Everett Scott	1982	162	RF Dwight Evans
1920	154	SS Everett Scott	1984	162	RF Dwight Evans
1921	154	SS Everett Scott			

37 HEATH HEMBREE

RHP



Bats: Right • **Throws:** Right • **Height:** 6-4 • **Weight:** 220
Opening Day Age: 28 • **MLB Service:** 1 year, 106 days
Born: 1/13/1989 in Spartanburg, SC
Resides: Cowpens, SC
Acquired: From San Francisco with LHP Edwin Escobar in exchange for RHP Jake Peavy and cash on 7/26/2014
Contract Status: Signed through 2017

Career Highlights

- Enters his 4th season in the Red Sox organization...Owns a 2.87 ERA (30 ER/94.0 IP) in 75 career ML games, all in relief...In 66 appearances with BOS, is 6-1 with a 3.13 ERA (30 ER/86.1 IP).
- In 59 appearances from 5/25/15 through the end of the 2016 season, his 2.28 ERA (19 ER/75.0 IP) ranked 10th in the AL (min. 75.0 IP).
- Made his Sox debut in a 19-inning game on 8/9/14 at LAA...Threw 4.0 scoreless frames (15th-18th innings).
- Began his ML career with an 11-game scoreless streak (12.2 IP).
- Has 123 career minor league saves in 140 chances (2010-16), a conversion rate of 87.9%.
- Has averaged 11.1 SO/9.0 IP (315 SO/254.2 IP) in the minors while holding opponents to a .216 AVG.
- Named a Pacific Coast League mid-season All-Star at Triple-A Fresno in both 2014 and 2012...Was selected to the California League Mid-Season All-Star Team in 2011.
- Recorded 38 saves in 2011, the most among all minor leaguers...Converted 32 consecutive save opportunities from 4/16-8/3/11...Set a franchise record with 31 saves for Fresno in 2013.

2016: Began the season with Triple-A Pawtucket, but appeared in a career-high 38 ML games over 4 stints with BOS...Also set career highs in innings (51.0), wins (4), and SO (47).

- Finished tied for the staff lead in relief wins with Matt Barnes...Stranded 19 of his 26 inherited runners (73%).
- Led all Red Sox relievers in 1st batter efficiency, retiring 33 of 38 first batters faced (86.8%).
- Pitched more than 1.0 inning in 19 of his 38 appearances for BOS...Of those 19 appearances, 9 were scoreless.
- Held RHH to a .201 AVG (27-for-134)...Left-handed batters began the year hitting .475 (19-for-40), but they hit just .161 (5-for-31) with 2 2B and 3 BB from 6/23 through the remainder of the season (22 games).
- Posted a 10.0-inning scoreless streak to begin his ML season.
- Limited opponents to a .163 AVG (8-for-49) over his final 11 ML appearances of the season (beginning 8/19).
- Threw 1.2 perfect innings and struck out all 5 batters faced on 9/25 at TB (career high in SO)...Came on in relief of starter Eduardo Rodriguez, who finished his outing with 6 consecutive strikeouts...Combined, the 2 pitchers set a ML record for strikeouts in consecutive plate appearances (11)...Red Sox pitchers finished with 23 SO that day (10.0 IP), establishing a new single-game Red Sox record.
- Earned his 1st win of the season with 3.0 scoreless innings in the Red Sox' 12-inning win on 4/24 at HOU.
- Allowed 8 unearned runs for BOS, 2nd-most among all ML relievers.
- Gave up 0 runs in 12 of his 13 appearances for the PawSox...Converted all 8 of his save chances for Pawtucket.
- All 6 hits allowed for the PawSox were singles...Did not allow a hit to a left-handed batter at Pawtucket (0-for-17).

2015: Split the season between Triple-A Pawtucket and BOS...Appeared in 22 games over 4 ML stints.

- Allowed no runs in 17 of his 22 appearances (77%) for the Red Sox.
- Allowed 10 ER for BOS, 6 of which came in his season debut on 4/26 at BAL (1.1 IP, 6 H, 6 ER)...For the remainder of the season, posted a 1.50 ERA (4 ER/24.0 IP) with a .218 opponent AVG (19-for-87) and a 1.13 WHIP (8 BB) in 21 ML games.
- Held ML opponents to a .200 AVG (4-for-20) with RISP, including only 1 hit in their final 15 AB (.067 AVG).
- Was placed on the DL with right shoulder inflammation on 6/18 (retro to 6/15)...Activated from the DL and optioned to Pawtucket on 7/25.
- Earned the 1st win of his ML career in the Sox' 13-inning victory on 9/13 at TB.
- Opened the year with the PawSox and did not allow runs in any of his first 9 games of the season (11.0 IP)...Earned 3 saves and held opponents to a .135 AVG (5-for-37) with 2 BB and 12 SO over that span.
- Averaged 9.1 SO/9.0 IP for Pawtucket (32 SO/31.2 IP)...Held opponents to a .207 AVG (23-for-111) with only 5 XBH (4 2B, 1 HR)...Held LHH to a .208 AVG (10-for-48) and RHH to a .206 AVG (13-for-63).

Heath Hembree, Continued

2014: Spent the beginning of the year in the SF organization and ended it with the Red Sox... Named a Pacific Coast League mid-season All-Star.

- Combined to go 1-4 with 20 saves, a 3.71 ERA (19 ER/46.0 IP), and 55 SO in 48 appearances between Triple-A Fresno and Pawtucket.
- Ranked T-2nd among all PCL pitchers in saves...Successfully converted each of his first 12 opportunities.
- Opened the season with 9 straight scoreless appearances (9.1 IP).
- Acquired by BOS along with LHP Edwin Escobar in exchange for RHP Jake Peavy on 7/26.
- Recalled on 8/5 for his 1st career stint with the Red Sox.
- Made his BOS debut on 8/9 at LAA, throwing 4.0 scoreless innings of relief in the club's 5-4 loss in 19 innings.
- Had his career-best 12.2-inning scoreless streak—which began his ML career—snapped on 8/26 at TOR... The streak (9/3/13-8/24/14) began with his ML debut in 2013 and included 5.0 IP with BOS.
- Appeared in 5 playoff games for Pawtucket, earning 2 saves while posting a 1.50 ERA (1 ER/6.0 IP).

2013: Made his ML debut with the Giants and did not allow a run in any of his 9 appearances.

- Selected to the ML roster from Triple-A Fresno on 9/3 and made his big league debut that night at SD (1.0 IP, 2 SO).
- Held opponents to a .148 AVG (4-for-27) with SF, which included only 1 XBH (double)...Struck out 11 of the 19 right-handed batters he faced.
- Set a Grizzlies record with 31 saves (2nd most in the Pacific Coast League)...The 31 saves came in 36 opportunities.
- Appeared in a career-high 63 games between Fresno (54 games) and the Giants (9 games).
- Following the season, was rated the Giants' No. 7 overall prospect by *Baseball America*.

2012: Spent the majority of his 3rd professional season with Triple-A Fresno, where he was named a Pacific Coast League mid-season All-Star...Recorded 15 saves in 17 chances for the Grizzlies.

- His 15 saves ranked T-6th among all PCL pitchers and tied for the most on the team with Jean Machi.
- Was on the DL from 7/5-8/7 with a flexor tendon strain in his right elbow...Made 5 scoreless appearances (5.0 IP, 0 H, 1 BB, 7 SO) with High-A San Jose before rejoining Fresno in late August.
- Named a PCL mid-season All-Star, but did not participate due to his stint on the DL.
- Earned PCL Pitcher of the Week honors for the week ending 4/30...Recorded 3 saves with no runs or hits allowed in 3 appearances for the week.
- Following the season, pitched for Scottsdale in the Arizona Fall League and was selected to the AFL Rising Stars Team...Converted each of 2 save chances and posted a 3.00 ERA (3 ER/9.0 IP) in 9 relief appearances.

2011: Combined to go 1-1 with 38 saves and a 1.86 ERA (11 ER/53.1 IP) in 54 appearances between High-A San Jose and Double-A Richmond.

- Led all of Minor League Baseball with 38 saves...Named to the California League Mid-Season All-Star Team.
- Led the CL with 21 saves despite playing only half of the season with San Jose.
- Promoted to Richmond on 6/16.
- Converted 32 consecutive save opportunities between San Jose and Richmond from 4/16-8/3...Posted a 2.00 ERA (8 ER/36.0 IP) with 63 SO over that stretch.
- Following the season, was named a Topps Single-A All-Star.

2010: Made his professional debut with the Rookie-level Arizona League Giants.

- Allowed only 1 run over his 12 appearances and struck out 22 batters without issuing a walk.

Personal

- Full name is Richard Heath Hembree.
- Signed by Jeremy Cleveland (Giants).
- Attended the College of Charleston and Spartanburg Methodist College.

In the Community

Heath participated in a USO Tour with teammate Steven Wright in December 2015, visiting service members and their families in Italy, Djibouti, Afghanistan, Bahrain, and Germany...Has participated in Red Sox Winter Weekend in each of the last 3 years, signing autographs and posing for pictures with fans...Was part of the Red Sox Holiday Caravan in 2014 and 2016, visiting Boston Children's Hospital, Beth Israel Deaconess Medical Center, Dana Farber Cancer Institute, Mass General Hospital, Shriners Hospital, the Jimmy Fund, Spaulding Rehab, and The BASE...Also in December 2016, visited Codman Academy as part of the Gift of Sox event, and participated in Christmas at Fenway...In 2016, participated in the Bullpen Buddies and Red Sox Novatos ticket programs, and also was part of a Red Sox Destinations event in July...Has participated in the Children's Hospital of Southwest Florida Golf Classic and attended the Red Sox Foundation's Casino Night during spring training in each of the last 2 years...In 2015, greeted fans at the gates and posed for pictures at a selfie station during Fan Appreciation...Met Jimmy Fund patients at Fenway Park...Visited the Jimmy Fund and painted murals at the Curley K-8 School in Boston during the Red Sox Rookie Development Program in January 2015...In 2014, attended Picnic in the Park, which benefited the Red Sox Foundation.

Heath Hembree's Career Record

YEAR	CLUB	W-L	ERA	G	GS	CG	SHO	SV	IP	H	R	ER	HR	HB	BB	SO	WP	BK
2010	AZL Giants	0-0	0.82	12	0	0	0	3	11.0	9	1	1	0	0	0	22	0	0
2011	San Jose	0-0	0.73	26	0	0	0	21	24.2	16	2	2	1	1	12	44	2	0
	Richmond	1-1	2.83	28	0	0	0	17	28.2	20	11	9	1	0	13	34	1	0
2012	San Jose	0-0	0.00	5	0	0	0	0	5.0	0	0	0	0	0	1	7	0	0
	Fresno	1-1	4.74	39	0	0	15	38.0	29	24	20	2	4	20	36	2	0	0
2013	Fresno	1-4	4.07	54	0	0	0	36	55.1	54	26	25	7	1	16	63	3	1
	SAN FRANCISCO	0-0	0.00	9	0	0	0	0	7.2	4	0	0	0	0	2	12	0	0
2014	Fresno	1-3	3.89	41	0	0	0	18	39.1	40	18	17	5	2	13	46	2	0
	Pawtucket	0-1	2.70	7	0	0	0	2	6.2	5	2	2	0	0	5	9	0	0
	BOSTON	0-0	4.50	6	0	0	0	0	10.0	11	5	5	1	0	5	6	1	0
2015	Pawtucket	0-5	2.27	29	0	0	0	8	31.2	23	10	8	1	2	10	32	4	0
	GCL Red Sox	0-0	0.00	1	1	0	0	0	1.0	2	0	0	0	0	0	0	0	0
	BOSTON	2-0	3.55	22	0	0	0	0	25.1	25	10	10	5	0	9	15	1	0
2016	Pawtucket	0-0	0.68	13	0	0	0	8	13.1	6	1	1	0	0	3	22	0	0
	BOSTON	4-1	2.65	38	0	0	0	0	51.0	51	23	15	6	0	17	47	0	0
Major League Totals		6-1	2.87	75	0	0	0	0	94.0	91	38	30	12	0	33	80	2	0
Minor League Totals		4-15	3.00	255	1	0	0	123	254.2	204	95	85	17	10	93	315	14	1
Red Sox Totals		6-1	3.13	66	0	0	0	0	86.1	87	38	30	12	0	31	68	2	0

2010 Signed by the San Francisco Giants as a fifth-round selection in the June Draft

2014 Acquired by the Boston Red Sox along with LHP Edwin Escobar in exchange for RHP Jake Peavy and cash, 7/26

2015 On disabled list with right shoulder inflammation, 6/15-7/24

Career Fielding Record

YEAR	CLUB	POS	PCT.	G	GS	PO	A	E	TC	DP
2013	SAN FRANCISCO	P	---	9	0	0	0	0	0	0
2014	BOSTON	P	1.000	6	0	1	0	0	1	0
2015	BOSTON	P	1.000	22	0	0	1	0	1	0
2016	BOSTON	P	.900	38	0	2	7	1	10	0
Career Totals		P	.917	75	0	3	8	1	12	0

Career Single-Game Highs

INNINGS PITCHED	4.0, 8/9/14 at LAA
STRIKEOUTS	5, 9/25/16 at TB
HITS ALLOWED	6, 4/26/15 at BAL
RUNS ALLOWED	6, 4/26/15 at BAL
WALKS ALLOWED	2, 4 times, last 10/1/15 at NYY
HOME RUNS ALLOWED	1, 6 times, 10/1/15 at NYY
WINNING STREAK	6, 9/13/15-6/24/16
EJECTIONS	None
SCORELESS INNINGS STREAK	12.2, 9/3/13-8/24/14

40 MARCO HERNANDEZ

INF



Bats: Left • **Throws:** Right • **Height:** 6-0 • **Weight:** 210

Opening Day Age: 24 • **MLB Service:** 105 days

Born: 9/6/1992 in Santiago, DR

Resides: Moca, DR

Acquired: From the Chicago Cubs on 12/15/2014

to complete 7/30/2014 trade of Felix Doubront

Contract Status: Signed through 2017

Career Highlights

🔥 Entering the 8th season of his professional career, his 3rd in the BOS organization...Added to the Red Sox' 40-man roster on 11/20/15...Originally signed by the Chicago Cubs as an international free agent in 2009.

🔥 Enters the 2017 season ranked by *Baseball America* as the Red Sox' No. 8 prospect.

🔥 Earned mid-season All-Star honors in 2015 (Eastern League), 2014 (Florida State League), and 2010 (Dominican Summer League)...In his minor league career, has started games at SS (518), 2B (59), 3B (20), LF (1), and RF (1).

2016: Made his ML debut, appearing in 40 games and making 10 starts over 5 stints with the Red Sox...Also led Triple-A Pawtucket with a .309 AVG (69-for-223).

🔥 Hit .333 (12-for-36, 2B, HR) with 3 BB and only 3 SO in his ML starts...Went 4-for-8 against LHP.

🔥 Recalled from Pawtucket for his 1st ML stint on 4/15...Made his ML debut on 4/17 vs. TOR, starting at 2B and going 1-for-2 with a BB, a stolen base, and a run scored, breaking up the Jays' no-hit bid with a 2-out, 5th-inning single...According to Elias, became the 1st Red Sox ever with a hit, run, walk, and stolen base in a ML debut.

🔥 Recorded his 1st multi-hit game on 5/25 vs. COL, going 2-for-2 with 2 runs scored after entering as a pinch-runner.

🔥 Hit his 1st HR on 5/30 at BAL, a 3-run shot in the 8th inning off Mychal Givens.

🔥 Went 7-for-15 (.467) during a span of 4 starts from 6/27-7/3...Recorded his first 3-hit game on 6/27 at TB.

🔥 Recalled from Pawtucket for the 5th and final time on 8/25 when Andrew Benintendi was placed on the DL...Appeared in 11 games and made 1 start (9/20 at BAL) over the remainder of the season.

🔥 With Pawtucket, hit .357 with a .973 OPS with RISP (20-for-56, 3 2B, 2 3B, 2 HR)...Batted above .300 vs. both LHP (.328) and RHP (.301)...Recorded 18 multi-hit games, including 6 with 3+ hits.

🔥 Made 22 starts at SS, 20 at 2B, 10 at 3B, and 1 in LF with Pawtucket, combining to commit 2 errors in 168 chances.

🔥 Reached base via hit or BB in each of his first 18 minor league games through 5/7 (.366 AVG, 26-for-71).

🔥 Batted .286 (38-for-133) with 4 HR in 36 regular season games for Licey in the Dominican Winter League...Hit .340 (16-for-47) vs. LHP...Each of his 4 HR came in his final 15 games...Also appeared in 5 playoff games.

POSTSEASON: Appeared in Games 1 and 3 of the ALDS, both as a pinch-runner for David Ortiz.

2015: Combined with Double-A Portland (68 G) and Triple-A Pawtucket (46 G) to lead Red Sox minor leaguers in SLG (.454) and rank 2nd in AVG (.305, 141-for-463)...Named an Eastern League mid-season All-Star...Made 88 starts at SS, 15 at 2B, and 5 at 3B.

🔥 Hit .317 vs. LHP (45-for-142) and .299 with a .483 SLG vs. RHP (96-for-321, 20 2B, 6 3B, 9 HR)...Batted .324 with RISP (34-for-105)...Recorded 40 multi-hit games.

🔥 Played in 8 games with Portland before being placed on the DL from 4/19-5/7 (right intercostal strain).

🔥 Batted .353 (72-for-204) in his final 47 games with the Sea Dogs...Hit safely in 33 of his final 36 games with Portland beginning 6/5, including in each of his last 13.

🔥 Recorded 3 2B on 5/29 at Trenton and again on 6/13 at Bowie...Had 2 hits in 5 straight games from 6/21-25.

🔥 Named Red Sox Minor League Defensive Player of the Month for June.

🔥 Named MVP of the Eastern League All-Star Game on 7/15 at Hadlock Field as the starting SS and leadoff hitter for the Eastern Division team...Scored the game's 1st run and added a 2-run HR in the 2nd inning...Transferred to Pawtucket the next day on 7/16 and spent the remainder of the season with the PawSox.

🔥 Went 4-for-5 with a 2B, HR, 3 R, and 3 RBI on 7/17 at Durham, his 2nd game at Triple-A.

🔥 On 8/1 at Buffalo, hit a game-winning, 2-out, 3-run HR in the 9th inning, turning an 8-6 deficit into a 9-8 lead.

🔥 Went 18-for-44 (.409) in his final 11 games beginning 8/28, raising his Triple-A AVG from .226 to .271...In his final game of the season on 9/7 vs. Buffalo, went 4-for-5 with a 2B, HR, 4 RBI, and 2 R.

🔥 Also played in 42 games for Licey of the Dominican Winter League, batting .257 (37-for-144) with 2 HR.

🔥 Following the season, ranked by *Baseball America* as the Red Sox' No. 12 prospect overall.

Marco Hernandez, Continued

2014: Spent entire season with High-A Daytona...Named a Florida State League mid-season All-Star.

☛ Led the Tortugas in 3B (7) and SB (22) and ranked 2nd in runs (61) and hits (119)...Made all 122 of his starts at SS.
 ☛ Hit .321 (25-for-78) in April (22 G)...Combined in June and July (51 G) to bat .311 (61-for-196)...Had a season-high 11-game hitting streak from 7/20-30 (.405 AVG, 17-for-42, 11 R, 11 RBI).

☛ Following the season, played in 16 games for Licey of the Dominican Winter League.

☛ Acquired by BOS from CHC on 12/15, completing the trade for LHP Felix Doubront from 7/30.

2013: Spent entire season with High-A Kane County (CHC)...Stole a team-high 21 bases in 28 attempts.

☛ On 8/15 at Burlington, provided the game's only run with a solo HR in the 2nd inning.

2012: Combined with Single-A Peoria and Short-A Boise to hit .258 (110-for-426).

☛ Played his first 43 games with Peoria before transferring to Boise on 5/28...Hit .357 (25-for-70) with RISP for the Hawks...Had an 18-game hitting streak from 7/25-8/13 (.347, 26-for-75).

2011: Led the Rookie-level Arizona League Cubs in runs (39), 2B (tied, 16), and RBI (42), and ranked 2nd in games (51), hits (70), and BB (16)...Ranked 3rd in the AZL in hits and 4th in 2B (tied) and RBI.

☛ Hit .457 (21-for-46) during an 11-game hitting streak from 6/30-7/14 and .431 (28-for-65) during a 16-game hit streak from 7/22-8/10...Scored at least 1 run in 10 straight games from 7/1-14 (12 R).

☛ Batted .365 (57-for-156) vs. RHP and .403 (29-for-72) with RISP.

☛ Hit .306 (11-for-36) in June, .347 (33-for-95) in July, and .329 (26-for-79) in August.

2010: Combined to hit .286 (73-for-255) in 69 games with the Cubs' DSL teams in his pro debut...Named a DSL mid-season All-Star.

Personal

☛ Full name is Marco Antonio Hernandez.

☛ Signed by Jose Serra and Jose Estevez (Cubs).

In the Community

Marco signed autographs and posed for pictures with fans at Red Sox Winter Weekend in January 2017...During spring training in 2016, attended Casino Night to benefit the Red Sox Foundation.

Marco Hernandez's Career Record

YEAR	CLUB	AVG	G	AB	R	H	2B	3B	HR	RBI	SH	SF	HB	BB	SO	SB	CS	E
2010	DSL Cubs2	.272	23	92	10	25	8	0	0	7	0	0	0	6	6	6	5	9
	DSL Cubs1	.294	46	163	21	48	13	1	1	14	1	2	4	15	21	16	7	7
2011	AZL Cubs	.333	51	210	39	70	16	5	2	42	1	5	1	16	29	9	7	10
2012	Peoria	.210	43	157	18	33	2	3	2	12	2	3	0	9	40	2	1	10
	Boise	.286	67	269	39	77	12	4	5	38	2	2	0	10	36	8	3	22
2013	Kane County	.254	111	417	45	106	17	3	4	34	4	2	4	16	72	21	7	29
2014	Daytona	.270	122	441	61	119	13	7	3	55	7	6	2	30	90	22	8	29
2015	Portland	.326	68	282	30	92	21	4	5	31	2	0	1	9	49	4	2	19
	Pawtucket	.271	46	181	27	49	9	2	4	22	0	1	0	8	39	1	0	8
2016	Pawtucket	.309	57	223	26	69	7	4	5	29	1	1	0	12	51	4	2	2
	BOSTON	.294	40	51	11	15	1	0	1	5	0	0	0	5	10	1	0	2
Major League Totals		.294	40	51	11	15	1	0	1	5	0	0	0	5	10	1	0	2
Minor League Totals		.283	634	2435	316	688	118	33	31	284	20	22	12	131	433	93	42	145

2009 Signed by the Chicago Cubs as an international free agent, 7/17

2014 Acquired by the Boston Red Sox from the Chicago Cubs in exchange for LHP Felix Doubront, 12/15

Division Series Record

YEAR	CLUB	AVG.	G	AB	R	H	2B	3B	HR	RBI	SH	SF	HB	BB	SO	SB	CS	E
2016	BOS vs. CLE	---	2	0	0	0	0	0	0	0	0	0	0	0	0	0	0	0

Additional Batting Statistics

YEAR	CLUB	OBP	SLG	OPS	TB	GDP
2016	BOSTON	.357	.373	.730	19	0

Career Fielding Record

YEAR	CLUB	POS	PCT.	G	GS	PO	A	E	TC	DP
2016	BOSTON	2B	.955	14	3	9	12	1	22	4
		3B	.938	10	6	5	10	1	16	4
		SS	1.000	2	1	0	2	0	2	0

Career Single-Game Highs

HITS	3, 6/27/16 at TB
DOUBLES	1, 6/23/16 vs. CWS
HOME RUNS	1, 5/30/16 at BAL
RBI	3, 5/30/16 at BAL
RUNS SCORED	2, 5/25/16 vs. COL
WALKS	1, 5 times, last 7/3/16 vs. LAA
STRIKEOUTS	2, 6/28/16 at TB
STOLEN BASES	1, 4/17/16 vs. TOR
HITTING STREAK	3, 7/3/16-9/20/16
EJECTIONS	None

12 BROCK HOLT

INF/OF

Bats: Left • **Throws:** Right • **Height:** 5-10 • **Weight:** 178

Opening Day Age: 28 • **MLB Service:** 3 years, 52 days

Born: 6/11/1988 in Fort Worth, TX

Resides: Stephenville, TX

Acquired: From Pittsburgh as part of a six-player deal on 12/26/2012

Contract Status: Signed through 2017



Career Highlights

- Entering his 5th year in the Red Sox organization after being acquired as part of a 6-player deal with PIT in Dec. 2012.
- Selected by PIT in the 9th round of the 2009 June Draft and made ML debut with the Pirates in 2012.
- Named an AL All-Star in 2015 when he appeared in a career-high 129 games for the Red Sox...Was the 1st player to be named an All-Star after appearing at 1B, 2B, 3B, SS, LF, RF, and CF prior to the Midsummer Classic.
- Made starts at 1B, 2B, 3B, SS, LF, RF, and CF in both 2014 and 2015, the only Red Sox player ever to appear at all 7 of those defensive positions in back-to-back seasons...Prior to 2014, no Red Sox had ever started at each of those 7 positions in a single season.
- Is 1 of 20 Red Sox to hit for the cycle (accomplished 21 times), doing so on 6/16/15 vs. ATL.
- Named 2014 Red Sox Rookie of the Year by the Boston Baseball Writers.
- Tied the ML single-game record with 4 doubles on 6/1/14 vs. TB.
- Was the Red Sox' nominee for the 2015 and 2016 Roberto Clemente Awards, presented annually to the MLB player who best represents baseball through positive contributions on and off the field, including sportsmanship and community involvement...Also won the 2015 Tim Wakefield Award, given to a Red Sox player/individual who best exemplifies the charitable spirit shown by the former pitcher.
- Was named to his league's mid-season All-Star team in each of his first 4 minor league seasons: 2009 (New York-Penn), 2010 (Florida State), and 2011 & 2012 (Eastern)...Was also an Eastern League postseason All-Star in 2012.
- 2016: Named to 2nd Opening Day roster of his career (also 2015)...Recorded a career-high 7 HR and appeared in 94 games at 5 defensive positions...Missed 37 games on the disabled list.**
- BOS went 46-30 in his starts, including 13-2 from 4/13-5/5...Made starts in LF (55) and RF (2) and at 3B (11), 2B (4), and SS (4)...Recorded career highs in OF assists (6) and OF double plays (2), all of which came at Fenway Park.
- Hit 7 HR in only 94 games, after hitting 6 HR in his first 4 ML seasons from 2012-15 (285 games).
- For the 2nd consecutive year, selected as the Red Sox' nominee for the Roberto Clemente Award.
- Reached base via hit or BB in each of his first 16 games of the season (through 4/26)...The last Red Sox player with a longer such streak to begin a season was Dustin Pedroia (18 games in 2013)...Had reached base in a career-best 20 consecutive games dating back to the 2015 season.
- Started each of the Sox' first 3 games of the season in LF, going 6-for-12 with 2 HR, 7 RBI, and 3 R...Homered in back-to-back games (4/6 at CLE and 4/8 at TOR) for the 1st time in his career...His HR on 4/6 snapped a homerless drought of 308 AB (1st since 6/16/15 vs. ATL).
- Hit his 1st career grand slam (off Jesse Chavez) and set a career high with 5 RBI on 4/8 at TOR, leading the Sox to an 8-7 comeback win after they trailed, 7-2.
- In the Sox' 7-5 win at HOU on 4/24 (12 inn.), became only the 2nd Red Sox in the last 100 years to record at least 1 hit, 1 BB, 1 sac bunt, 1 sac fly, and 1 run scored in a game (Milt Bolling accomplished the feat on 9/29/56 at NYY).
- Placed on the 7-day concussion DL on 5/20 (retro to 5/19)...Transferred to 15-day DL on 6/2...In 8 rehab games with Triple-A Pawtucket, went 8-for-25 (.320) with 2 R, 2 BB, 5 BB, and a .433 OBP...Activated from the DL on 7/1.
- Hit safely in each of his first 9 games after returning from the DL (7/1-20), batting .387 (12-for-31, 5 2B, 2 HR) with a 1.183 OPS in that time...Posted a .356 OBP in July.
- Drove in the winning run in the Sox' 3-2, 11-inning win at SEA on 8/4, singling home Travis Shaw to break a 2-2 tie.
- Batted .423 (11-for-26) with 4 2B during a 9-game span from 8/17-31.
- Hit his 1st career pinch-hit HR on 9/7 at SD (off Leonel Campos), a solo shot in the 9th inning.
- POSTSEASON:** Started each of the Red Sox' 3 ALDS games at 3B...Led the club with 4 hits in the series...Went 3-for-4 with a HR and a double in Game 1, becoming the 5th Red Sox ever with 3+ hits in a postseason debut...Also became the 3rd player in franchise history with 7+ total bases in his 1st career postseason game.
- 2015: Represented the Red Sox at the All-Star Game in CIN, his 1st career selection.**
- Honored as winner of the 2015 Tim Wakefield Award, given by the Boston Baseball Writers to a Red Sox player or individual who best exemplifies the charitable spirit shown by the former pitcher.
- Started at 2B (49), 3B (24), RF (20), LF (8), SS (7), 1B (5), and CF (2)...Became the 1st Red Sox to appear

- at all 7 of those defensive positions in back-to-back seasons...Also started 1 game as the DH (10/3 at CLE).
- 🔴 Led MLB with a .423 AVG with RISP after the All-Star break (22-for-52).
- 🔴 Hit .312 with a .394 OBP vs. LHP (34-for-109, 15 BB), both the highest marks among AL left-handed batters.
- 🔴 Posted a .419 OBP as a 3B, the highest mark in the majors at the position (min. 100 PA)...His .330 AVG (30-for-91) as a 3B led the AL and ranked 3rd in MLB.
- 🔴 Ranked 7th in MLB with a .340 AVG in day games (54-for-159), as well as 13th with a .414 OBP in day games.
- 🔴 Ranked 10th in the majors in Interleague AVG (.377) and OBP (.443), going 23-for-61 against NL opponents.
- 🔴 Hit a game-winning, 2-out, 3-run HR in the 8th inning of the Sox' win at BAL on 4/24.
- 🔴 Reached base in 18 consecutive games from 6/5-24 (.348/.451/.580, 24-for-69, 7 2B, 3 3B, HR, 13 BB).

HOLT HITS FOR THE CYCLE

Brock Holt hit for the cycle on 6/16/15 vs. ATL...Doubled in the 1st inning, singled in the 5th, homered in the 7th, and tripled in the 8th...Was the 20th Red Sox with a cycle (21st time), 1st since John Valentin on 6/6/96 vs. CWS...Was the 7th player and 1st Red Sox to hit an Interleague cycle...Joined Hall of Famer Bobby Doerr (1944, 1947) as the only Red Sox ever to hit for the cycle as a 2B...Also joined Leon Culberson (1943) as the only Sox leadoff hitters ever to hit for the cycle (source: Elias)...Became the 1st Red Sox to complete a cycle with a triple since Fred Lynn on 5/13/80 vs. MIN.

- 🔴 Started at 1B on 6/24 vs. BAL, but moved to LF in the 6th inning and to 2B in the 7th...Played at least 3 positions in a single game for the 1st time in his career and became the 1st major leaguer to appear at 1B, 2B, and LF in the same game since Lou Merloni did it on 7/20/04 with CLE.
- 🔴 Ranked 9th in the AL with a .379 OBP before the All-Star break.
- 🔴 Selected to the All-Star Team as an INF by AL manager Ned Yost...In the exhibition on 7/14 in CIN, entered as a pinch-runner in the 7th inning and went on to play LF...Replaced Mike Trout at 1B, stole 2B, and scored on a Manny Machado double...Became only the 3rd player in All-Star Game history to enter as a pinch-runner, steal a base, and score a run, all in the same inning (also George Hendrick in 1975 and Maury Wills in 1962)...Was the 1st player ever to attempt a SB against STL's Yadier Molina in an All-Star Game.
- 🔴 Was the 1st player ever to be named an All-Star after appearing at 1B, 2B, 3B, SS, LF, CF, and RF prior to the All-Star break...The only others to ever play at 7 or more positions at any point during an All-Star season are Cookie Rojas (1965) and Ben Zobrist (2009).

2014: Led the Red Sox (min. 250 PA) with a .281 AVG in 106 games...Also topped the team in steals (12) and triples (5)...Earned Red Sox Rookie of the Year honors from the Boston chapter of the BBWAA.

- 🔴 Started at 7 different defensive positions: 3B (39 G, 37 GS), RF (35 G, 28 GS), SS (12 G, 11 GS), 2B (11 G, 7 GS), CF (10 G, 7 GS), 1B (8 G, 8 GS), and LF (8 G, 7 GS)...Before the season, had never played professionally at any position other than 2B, 3B, and SS.
- 🔴 Was the 1st Red Sox ever to start at 1B, 2B, 3B, SS, LF, RF, and CF in a season, the only major leaguer to accomplish the feat in 2014...Was the 1st ML rookie to do it since Possum Whitted for the 1913 Cardinals (source: Elias).
- 🔴 Took over as leadoff hitter on 5/23 and batted 1st in 93 of Boston's next 94 games before missing time in September.
- 🔴 Placed among AL rookie leaders in AVG (3rd), runs (3rd), multi-hit games (3rd, 36), SB (3rd), hits (5th, 126), total bases (5th, 171), 2B (5th, 23), 3B (7th, 5), BB (6th, 33), XBH (7th, 32), OBP (6th, .331), and SLG (9th, .381).
- 🔴 Led the AL (4th in MLB) with a .349 AVG (29-for-83) in close and late situations.
- 🔴 Hit .355 (43-for-121) in day games, 2nd best in the AL (min. 100 PA).
- 🔴 Began the season with Triple-A Pawtucket, hitting .315 (34-for-108) in 27 games...Recalled for 1 game on 4/6 (Will Middlebrooks on the DL) but did not play...Optioned back to the PawSox the next day (Ryan Roberts signed).
- 🔴 Recalled on 4/18 and started all 7 games at 3B during his 2nd ML stint of the season (.348, 8-for-23)...Optioned to Triple-A when Middlebrooks returned from the DL on 4/25.
- 🔴 Recalled on 5/17 and played in 99 of the Red Sox' next 100 games through 9/5 (98 starts).
- 🔴 Installed as leadoff hitter on 5/23...From that point through 7/23, led MLB with 77 hits in 54 games.
- 🔴 Hit 1st career HR on 5/31 vs. TB off Jake Odorizzi in the 3rd inning.
- 🔴 Went 4-for-4, 4 2B, BB from the leadoff spot on 6/1 vs. TB, his 1st pro start and appearance at 1B...His 4 2B tied the MLB single-game record for the 1st time since BOS' Victor Martinez on 6/1/10 vs. OAK...Was the 6th Red Sox ever with a 4-2B game...According to Elias, was just the 2nd major leaguer since 1900 to go 4-for-4 or better with 4 2B from the leadoff spot (also PHI's Denny Sothern on 6/6/30 vs. CIN, 5-for-5, 4 2B).
- 🔴 Hit a walk-off single with 1 out in the 9th inning on 7/9 vs. CWS off Javy Guerra, his 1st career game-ending RBI...Came in his 1st career ML start at SS.
- 🔴 Set a career high in hits by going 5-for-6 on 7/13 at HOU...Hit his 1st career leadoff homer off Brad Peacock.
- 🔴 Was leading club qualifiers with a .327 AVG (84-for-257) at the All-Star break (7th in AL).
- 🔴 Had a career-high 12-game hit streak from 8/6-18 (.302, 16-for-53), the longest by a Red Sox all year...His 12 starts during the streak, from beginning to end, came at 3B, RF, CF, CF, RF, CF, 2B, SS, RF, 3B, 2B, RF.
- 🔴 Was held out of Boston's last 21 games of the season beginning 9/6 due to concussion symptoms.

Brock Holt, Continued

2013: Spent most of the season with Triple-A Pawtucket in his 1st year in the Red Sox organization...Also appeared in 26 games in 3 ML stints with BOS, with all 17 of his starts coming at 3B.

- 👉 Had a hit in 10 straight starts from 7/7-8/1 (.297, 11-for-37)...Totaled 10 RBI in his first 13 ML games.
- 👉 For Pawtucket, split 83 regular season games between 2B (44 G), SS (32 G), and his 1st pro experience at 3B (7 G).
- 👉 Hit safely in 15 straight Triple-A games from 5/23-6/8 (.446, 25-for-56), tied for the PawSox' longest streak of 2013.
- 👉 Led Pawtucket with 5 RBI in the International League playoffs...Delivered game-winning, 2-run, 8th-inning single in Game 1 of the Governors' Cup Finals on 9/10 at Durham.

2012: Made ML debut with 24 games for the Pirates in September/October...Hit .344 (164-for-477) between Double-A and Triple-A, the 3rd-highest AVG among all minor leaguers (min. 450 AB).

- 👉 Spent majority of season with Double-A Altoona and led Eastern League qualifiers with a .322 AVG (123-for-382)...Named to the EL Mid-Season All-Star Team as a 2B and to the EL's postseason All-Star squad as the utility player.
- 👉 Reached safely via hit, walk, or HBP in 25 straight games with Altoona from 5/29-6/26...Promoted to Indianapolis on 8/7 and led the International League with a .432 AVG (41-for-95) in 24 games, his 1st career Triple-A action.
- 👉 Hit .292 (19-for-65) in 24 games for the Pirates in his 1st ML experience after 9/1 selection to PIT...Made 14 starts for the Pirates, all at 2B...Also pinch-hit 10 times.
- 👉 Appeared in each of the Pirates' first 15 September games...His first 11 ML starts came from the leadoff spot...Overall went 16-for-51 (.314) as the leadoff hitter.
- 👉 Made ML debut as a pinch-hitter on 9/1 at MIL...Walked and scored in the 8th inning.
- 👉 Made 1st career start on 9/2 at MIL and went 2-for-5 with an RBI as the leadoff hitter...Singled off Yovani Gallardo in the 4th inning for his 1st hit...Batted .414 (12-for-29) over his first 8 games with the Pirates through 9/9.
- 👉 Collected 4 hits in a 6-2 win on 9/4 vs. HOU, his 4th game with the Bucs...Became the fastest Pirate to tally a 4-hit game since Jack Merson on 9/15/1951.

2011: Named a mid-season Eastern League All-Star in his 1st Double-A season...Spent the entire year with PIT's Altoona affiliate...Led qualifying EL 2B in fielding percentage (.980).

- 👉 Named MVP of the Eastern League All-Star Game on 7/13 in New Hampshire...Put the EL West All-Stars ahead with a 2-run HR in the 2nd inning after starting the game at 2B.
- 👉 Following the season, played 8 games for Mesa of the Arizona Fall League.

2010: Tapped a Florida State League mid-season All-Star...Had season cut short due to injury.

- 👉 Appeared in 47 games for High-A Bradenton before tearing the MCL in his left leg on 6/5...Missed the remainder of the season...Ranked 2nd in the FSL with 68 hits and was 3rd with a .351 AVG (194 AB) at the time of his injury.

2009: Made pro debut with 66 games for Short-A State College and was named a New York-Penn League All-Star...Ranked 3rd in the NYPL with 76 hits...Placed 2nd among PIT farmhands in AVG (.299).

Personal

- 👉 Full name is Brock Wyatt Holt.
- 👉 Signed by Trevor Haley (Pirates).
- 👉 He and his wife, Lakyn, had their 1st child (Griffin) in December 2016.
- 👉 Hit .348 with 12 HR and 43 RBI in 59 games as a junior at Rice University in 2009...Led team with 67 R, 250 AB, and 11 SB (tied)...Named to All-NCAA Regional Team and All-Silver Glove Trophy Series Team.
- 👉 Played as a freshman and sophomore at Navarro College in Texas, where he was a 2-time First-Team All-Texas Eastern Athletic Conference SS...Helped the Bulldogs set a new school record for wins (46) in 2008.
- 👉 Graduated from Stephenville (TX) High School in 2006...Twice named First-Team All-District 6-4A.

In the Community

Brock has served as Jimmy Fund Co-Captain in each of the last 2 years along with teammate Pablo Sandoval...Has made several visits to the Jimmy Fund, in addition to meeting with its patients during visits to Fort Myers and Fenway Park...Was named the BoSox "Man of the Year" and was the Red Sox nominee for the prestigious Roberto Clemente Award in 2015 and 2016...Has participated in each of the Red Sox' 3 Winter Weekend events, signing autographs, posing for pictures with fans, and taking part in panel discussions...Has spoken at Red Sox Kids Camp in each of the last 2 years...Over the past 4 seasons, has attended multiple events benefitting the Red Sox Foundation, such as Casino Night and Picnic in the Park...Has also participated in the Red Sox Destinations program in each of the last 3 years...Participated in several meet & greet events in 2016, including for the PALS for Patriots in April...Was involved in several children's events in 2015, visiting a school as part of the Rally Against Cancer Program, meeting with patients from Boston Children's Hospital during their visits to Fenway Park, speaking to kids as part of the Bank of America Clinic, and talking with Red Sox Kid Nation members at their "press conference"...Also provided a hitting lesson as part of a Picnic in the Park auction experience, participated in the Girls of Summer event, took part in the Ice Bucket Challenge, and attended the Diamond Dinner benefitting the Children's Hospital of Southwest Florida...Prior to a 2015 home game, greeted fans at the gates and posed for pictures at a selfie station as part of Fan Appreciation...Attended a BoSox Luncheon in 2014...Also attended Red Sox Kids Camps, and Bank of America Youth Day at Fenway Park...Participated in local community outreach, such as visiting Boston Children's Hospital, in conjunction with the 2013 Red Sox Rookie Development Program.

Brock Holt's Career Record

YEAR	CLUB	AVG	G	AB	R	H	2B	3B	HR	RBI	SH	SF	HB	BB	SO	SB	CS	E
2009	State College	.299	66	254	45	76	14	3	6	33	0	4	1	26	31	9	0	9
2010	Bradenton	.347	47	194	31	68	12	1	1	27	2	2	2	19	30	6	6	14
2011	Altoona	.288	132	511	62	147	30	9	1	40	6	5	7	50	85	18	10	14
2012	Altoona	.322	102	382	52	123	24	6	2	43	3	3	4	40	51	11	11	23
	PITTSBURGH	.292	24	65	6	19	2	1	0	3	2	1	0	4	14	0	0	4
	Indianapolis	.432	24	95	13	41	7	0	1	7	1	1	0	9	9	5	2	4
2013	BOSTON	.203	26	59	9	12	2	0	0	11	3	3	0	7	4	1	0	2
	Pawtucket	.258	83	291	35	75	6	0	3	24	2	4	2	30	54	8	3	6
2014	Pawtucket	.315	27	108	21	34	8	2	1	7	0	1	4	8	12	7	1	3
	BOSTON	.281	106	449	68	126	23	5	4	29	5	3	2	33	98	12	2	7
2015	BOSTON	.280	129	454	56	127	27	6	2	45	4	2	3	46	97	8	1	9
2016	BOSTON	.255	94	290	45	74	16	0	7	34	1	3	3	27	58	4	3	4
	Pawtucket	.320	8	25	2	8	2	0	0	2	0	0	0	5	0	0	0	0
Major League Totals		.272	379	1317	184	358	70	12	13	122	15	12	8	117	271	25	6	26
Minor League Totals		.308	489	1860	261	572	103	21	15	183	13	20	20	187	277	64	33	73
Red Sox Totals		.271	355	1252	178	339	68	11	13	119	13	11	8	113	257	25	6	22

2009 Signed by the Pittsburgh Pirates as a ninth-round selection in the June Draft

2012 Acquired by the Boston Red Sox with RHP Joel Hanrahan in exchange for RHP Mark Melancon, RHP Stolmy Pimentel, INF Ivan De Jesus, and 1B/OF Jerry Sands, 12/26

2016 On disabled list with a mild concussion, 5/19-6/30

Additional Batting Statistics

YEAR	CLUB	OBP	SLG	OPS	TB	GDP
2012	PITTSBURGH	.329	.354	.683	23	1
2013	BOSTON	.275	.237	.512	14	0
2014	BOSTON	.331	.381	.712	171	7
2015	BOSTON	.349	.379	.727	172	7
2016	BOSTON	.322	.382	.705	111	5
Major League Totals		.332	.373	.705	491	20

Division Series Record

YEAR	CLUB	AVG	G	AB	R	H	2B	3B	HR	RBI	SH	SF	HB	BB	SO	SB	CS	E
2016	BOS vs. CLE	.400	3	10	1	4	1	0	1	1	0	0	0	0	2	0	0	0

Career Fielding Record

YEAR	CLUB	POS	PCT.	G	GS	PO	A	E	TC	DP
2012	PITTSBURGH	2B	.938	14	14	22	38	4	64	3
2013	BOSTON	2B	1.000	5	0	2	2	0	4	0
		3B	.951	20	17	14	25	2	41	4
2014	BOSTON	1B	.986	8	8	62	9	1	72	15
		2B	1.000	11	7	12	23	0	35	4
		3B	.945	39	37	30	73	6	109	5
		SS	1.000	12	11	14	41	0	55	6
		OF	1.000	44	42	80	1	0	81	0
2015	BOSTON	1B	1.000	8	5	46	3	0	49	6
		2B	.981	58	49	67	137	4	208	32
		3B	.955	33	24	16	47	3	66	2
		SS	.950	11	7	11	27	2	40	7
		OF	1.000	35	30	67	1	0	68	0
2016	BOSTON	2B	1.000	8	4	10	11	0	21	1
		3B	.951	17	11	10	29	2	41	3
		SS	1.000	7	4	6	12	0	18	1
		OF	.983	68	57	107	6	2	115	2
Career Totals		1B	.992	16	13	108	12	1	121	21
		2B	.976	96	74	113	211	8	332	40
		3B	.949	109	89	70	174	13	257	14
		SS	.982	30	22	31	80	2	113	14
		OF	.992	147	129	254	8	2	264	2

Career Single-Game Highs

HITS	5, 7/13/14 at HOU
DOUBLES	4, 6/1/14 vs. TB
HOME RUNS	1, 13 times, last 9/7/16 at SD
RBI	5, 4/8/16 at TOR
RUNS SCORED	3, 4 times, last 8/13/16 vs. ARI
WALKS	3, 2 times, last 9/11/16 at TOR
STRIKEOUTS	4, 8/9/14 at LAA
STOLEN BASES	2, 8/25/14 at TOR
HITTING STREAK	12, 8/6-18/14
EJECTIONS	5/15/16 vs. HOU (HP, Joe West)

Home Run Notes

MULTI-HOME RUN GAMES (0)
LEADOFF HOME RUNS (1)
7/13/14 at HOU off Brad Peacock
GRAND SLAMS (1)
4/8/16 at TOR off Jesse Chavez
PINCH-HIT HOME RUNS (1)
9/7/16 at SD off Leonel Campos
EXTRA-INNING HOME RUNS (0)
GAME-ENDING HOME RUNS (0)
INSIDE-THE-PARK HOME RUNS (0)

61 BRIAN JOHNSON

LHP



Bats: Left • **Throws:** Left • **Height:** 6-3 • **Weight:** 240
Opening Day Age: 26 • **MLB Service:** 12 days
Born: 12/7/1990 in Lakeland, FL
Resides: Cocoa Beach, FL
Acquired: Selected in the supplemental round (31st overall) of the 2012 June Draft
Contract Status: Signed through 2017

Career Highlights

- Entering 6th professional season and 3rd in Major League Spring Training camp with BOS.
- Was the Red Sox' compensation draft pick for the loss of free agent Jonathan Papelbon.
- Enters the 2017 season ranked by *Baseball America* as the Red Sox' No. 7 prospect.
- Made his ML debut with the Red Sox in 2015...In his lone game of ML experience, got the start on 7/21 at HOU.
- Is 29-22 with a 2.60 ERA (123 ER/425.1 IP) and a .211 opponent AVG in 85 minor league starts...Is 24-14 with a 2.63 ERA (85 ER/291.0 IP) in 53 outings between Double-A and Triple-A over the last 3 seasons.
- Chosen as Red Sox 2014 Minor League Pitcher of the Year...Was rated by *Baseball America* as having the system's best control and best curveball following the 2014 and 2015 seasons.
- Had his 1st professional season cut short after being hit in the face with a line drive while on the mound for Short-A Lowell on 8/18/12...The game took place at Fenway Park.

2016: Made 15 starts with Triple-A Pawtucket, going 5-6 with a 4.09 ERA (35 ER/77.0 IP).

- Placed on Pawtucket's temporary inactive list on 5/21 to seek treatment for anxiety...Did not appear in a game until starting twice for the Rookie-level GCL Red Sox on 7/4 & 7/9, going 0-1 with a 3.86 ERA (3 ER/7.0 IP) and 9 SO.
- Made his next 2 starts with Short-A Lowell, holding opponents scoreless over 11.0 IP and striking out 11.
- Returned to Pawtucket to make 8 starts from 7/24-9/1, going 3-3 with a 3.68 ERA (18 ER/44.0 IP).
- In his 2nd start after returning to the PawSox (7/29 vs. Scranton/Wilkes-Barre), dealt 6.0 innings of a combined shutout...Allowed just 6 ER over 5 starts from 7/29-8/22, going 3-1 with a 1.76 ERA (6 ER/30.2 IP) and 20 SO.
- With Pawtucket, held opposing LHH to a .197 AVG (14-for-71) and a .230 OBP.

2015: Made ML debut with 1 start for the Red Sox on 7/21 at HOU...Spent the majority of the season with Triple-A Pawtucket, but did not pitch after 8/2 due to left elbow tightness.

- Recalled for 1st career ML stint on 7/11...Started on 7/21 at HOU and held the Astros to 1 run on 1 hit through the first 4.0 IP...Left the game having allowed 4 ER, 3 H, and 4 BB in 4.1 IP, suffering the loss.
- Was selected to the International League Mid-Season All-Star Team...Led the PawSox with 9 wins in 18 starts...Paced the team with a 2.53 ERA (27 ER/96.0 IP), a 1.10 WHIP, and 8.4 SO/9.0 IP (min. 55.0 IP).
- Allowed 0 or 1 ER in 13 of 18 starts with the PawSox, including 7 of his first 8.
- Was Pawtucket's Opening Day starter on 4/9 at Lehigh Valley (W, 5.0 IP, 0 R, 4 H, 6 SO).
- 16 of his 18 Triple-A starts came before his 7/11 call-up...On 7/22, returned to the PawSox for 2 more starts.
- Was placed on the minor league DL with left elbow tightness on 8/3 and missed the remainder of the season.
- Named to *Baseball America's* Triple-A All-Star Team and ranked by *BA* as the No. 6 prospect in the Red Sox system.

2014: Named Red Sox Minor League Pitcher of the Year...Earned a spot on both *Baseball America's* Minor League All-Star Second Team and Double-A All-Star Team...Went 13-3 with a 2.13 ERA (34 ER/143.2 IP) in 25 starts between High-A Salem and Double-A Portland.

- Ranked 2nd in the minors in opponent AVG (.197), 3rd in WHIP (0.97), and 4th in ERA (min. 125.0 IP).
- Led qualifying Sox farmhands in ERA and ranked among leaders in wins (3rd) and SO (2nd).
- Named an Eastern League mid-season All-Star...Led the EL in ERA (1.75), WHIP (0.93), and opponent AVG (.189).
- Began the year with Salem and made 5 starts...Promoted to Portland for his Double-A debut on 5/2.
- Surrendered more than 2 ER in only 1 of his 20 regular season starts with Portland.
- Allowed only 11 ER over his first 10 Double-A starts between May and June (1.67 ERA, 59.1 IP).
- Named Red Sox Minor League Pitcher of the Month for June (4-0, 1.13 ERA, 4 starts).
- In 7 starts after the All-Star break, allowed only 3 ER and 18 hits in 46.1 IP...During that stretch, which began 7/12, had the best opponent AVG in the minors (.118) and the 2nd-best ERA (0.58) and WHIP (0.64).
- Started playoff games for Portland and Pawtucket, combining for a 2.77 postseason ERA (4 ER/13.0 IP).
- Following the season, named the Red Sox' No. 5 prospect by *Baseball America*...Also named the No. 9 prospect in the EL after the season and the No. 82 prospect in baseball.

Brian Johnson, Continued

2013: Combined for a 2.54 ERA (24 ER/85.0 IP) between the Rookie-level Gulf Coast League Red Sox (2 starts), Single-A Greenville (15 starts), and High-A Salem (2 starts).

- Allowed only 50 hits in 69.0 IP with the Drive for a .197 opponent AVG, 5th in the SAL (min. 60.0 IP).
- Went on the DL (left biceps tendinitis) from 6/4-7/20 and had a 2-start rehab stint in the GCL (5.0 IP, 1 H, 0 R).
- Started Game 2 of the Mills Cup Semifinals at Myrtle Beach en route to Salem's championship (4.0 IP, 3 R, 2 ER).
- Ranked by *Baseball America* as the No. 14 prospect in the Red Sox' system and the No. 3 LHP prospect.

2012: Made 4 starts with Short-A Lowell in his pro debut before suffering a season-ending injury... Did not allow a run and gave up only 2 hits in 5.2 IP.

- Struck in the face with a line drive in the 1st inning of his 4th professional start on 8/18 vs. Hudson Valley, which was played at Fenway Park...Left the game and missed the remainder of the season on the DL (facial fracture).

Personal

- Full name is Christopher Brian Johnson.
- Signed by Anthony Turco (Red Sox).
- Went 22-12 with a 3.85 ERA (104 ER/243.1 IP) and 196 SO in 49 appearances (46 GS) over 3 seasons at the University of Florida from 2010-12...Also played 1B, batting .324 (155-for-478) with 29 2B, 3 3B, 15 HR, and 91 RBI...As a junior in 2012, named a First-Team All-American by the NCBWA, earned his 2nd straight First-Team All-SEC selection, and was a finalist for the John Olerud 2-Way Player of the Year Award...Named to the SEC's All-Freshman Team as a starting pitcher and a DH in 2010...Chosen as a Freshman All-American by *Baseball America*.
- Was a member of the USA Collegiate National Team in 2010 and 2011.
- Earned Florida Today Player of the Year and Brevard County Player of the Year honors in 2008 at Cocoa Beach HS.

In the Community

In 2016, Brian joined the Pawtucket Red Sox on the club's Holiday Caravan, visiting children at Rhode Island's Tomorrow Fund Clinic and at Hasbro Children's Hospital...Signed autographs and posed for pictures with fans during Red Sox Winter Weekend in January 2016...Attended the Red Sox Foundation Casino Night during spring training in 2015 and 2016...Also participated in the Children's Hospital of Southwest Florida Golf Classic during spring training in 2016...In January 2015, visited the Jimmy Fund and painted murals at the Curley K-8 School in Boston during the Red Sox Rookie Development Program.

Brian Johnson's Career Record

YEAR	CLUB	W-L	ERA	G	GS	CG	SHO	SV	IP	H	R	ER	HR	HB	BB	SO	WP	BK
2012	Lowell	0-0	0.00	4	4	0	0	0	5.2	2	0	0	0	0	1	4	0	0
2013	GCL Red Sox	0-0	0.00	2	2	0	0	0	5.0	1	0	0	0	0	2	7	0	0
	Greenville	1-6	2.87	15	15	0	0	0	69.0	50	29	22	4	4	28	69	7	1
	Salem	1-0	1.64	2	2	0	0	0	11.0	9	2	2	0	0	5	8	1	0
2014	Salem	3-1	3.86	5	5	0	0	0	25.2	23	13	11	0	0	7	33	3	1
	Portland	10-2	1.75	20	20	2	0	0	118.0	78	29	23	6	0	32	99	5	0
2015	Pawtucket	9-6	2.53	18	18	1	1	0	96.0	74	34	27	6	4	32	90	5	0
	BOSTON	0-1	8.31	1	1	0	0	0	4.1	3	4	4	0	0	4	3	0	0
2016	Pawtucket	5-6	4.09	15	15	0	0	0	77.0	74	38	35	9	1	36	54	2	1
	GCL Red Sox	0-1	3.86	2	2	0	0	0	7.0	7	4	3	0	0	2	9	0	0
	Lowell	0-0	0.00	2	2	0	0	0	11.0	7	0	0	0	0	2	11	1	0
Major League Totals		0-1	8.31	1	1	0	0	0	4.1	3	4	4	0	0	4	3	0	0
Minor League Totals		29-22	2.60	85	85	3	1	0	425.1	325	149	123	25	9	147	384	24	3

2009 Selected by the Los Angeles Dodgers in the 27th round of the June Draft (did not sign)

2012 Signed by the Boston Red Sox as a supplemental-round selection (31st overall) in the June Draft

Career Fielding Record

YEAR	CLUB	POS	PCT.	G	GS	PO	A	E	TC	DP
2015	BOSTON	P	---	1	1	0	0	0	0	0

Career Single-Game Highs

INNINGS PITCHED	4.1, 7/21/15 at HOU
LOW-HIT COMPLETE GAME	None
STRIKEOUTS	3, 7/21/15 at HOU
HITS ALLOWED	3, 7/21/15 at HOU
RUNS ALLOWED	4, 7/21/15 at HOU
WALKS ALLOWED	4, 7/21/15 at HOU
HOME RUNS ALLOWED	None
WINNING STREAK	None
EJECTIONS	None
SCORELESS INNINGS STREAK	3.0, 7/21/15 at HOU

Brian
Johnson

56 JOE KELLY

RHP



Bats: Right • **Throws:** Right • **Height:** 6-1 • **Weight:** 185
Opening Day Age: 28 • **MLB Service:** 4 years, 29 days
Born: 6/9/1988 in Anaheim, CA
Resides: Rancho Cucamonga, CA
Acquired: From St. Louis with OF/1B Allen Craig in exchange for RHP John Lackey, LHP Corey Littrell, and cash on 7/31/2014
Contract Status: Signed through 2017

Career Highlights

- 🔥 Entering his 9th professional season, his 3rd full season with BOS...Originally selected by the Cardinals in the 3rd round of the 2009 June Draft.
- 🔥 Between the Cardinals (2012-14) and Red Sox (2014-16), is 4-3 with a 2.69 ERA (21 ER/70.1 IP) in 44 relief appearances and 31-19 with a 4.13 ERA (198 ER/431.1 IP) in 79 starts.
- 🔥 Enters the 2017 season with the majors' longest active win streak (12), which began 8/1/15 vs. TB...In that time, is 12-0 with a 3.96 ERA (40 ER/91.0 IP) and 90 SO in 29 appearances (15 starts).
- 🔥 Earned the victory in 8 consecutive starts from 8/1-9/9/15, the longest such streak by a Red Sox pitcher since Pedro Martinez won 9 straight starts in 1999.
- 🔥 Entering the 2017 season, has not allowed a hit to his last 17 batters faced in the postseason (0-for-15, 2 BB)...Has a career 3.27 ERA (12 ER/33.0 IP) and a .211 opponent AVG in 14 postseason games (4 starts)...Started Game 3 of the 2013 World Series against BOS (5.1 IP, 2 R), an eventual 5-4 Cardinals win.
- 2016: Split the season between BOS and Triple-A Pawtucket...Had 3 stints with the big league club, appearing in 20 games (6 GS)...Went 2-0, 1.02 ERA (2 ER/17.2 IP) in 14 relief appearances for BOS.**
 - 🔥 In 27 relief appearances between BOS (14 G) and Pawtucket (13 G), posted a 0.80 ERA (3 ER/33.2 IP) with a .200 opponent AVG (24-for-120) and 46 SO against only 7 BB (12.3 SO/9.0 IP).
 - 🔥 Had 2 stints with the Red Sox as a reliever and 1 as a starter...Opened the season in BOS' starting rotation.
 - 🔥 Was removed in the 1st inning on 4/19 vs. TB...Missed time on the DL (right shoulder impingement) from 4/20-5/20...Made 3 starts for Pawtucket on a rehab assignment.
 - 🔥 Was reinstated from the DL on 5/21 and earned the win that night vs. CLE (6.2 IP, H, 0 R, 3 BB, 7 SO).
 - 🔥 Allowed 7 runs in 2.1 IP in his next start on 6/1 at BAL and was optioned to Pawtucket following the game.
 - 🔥 Went on the DL at Pawtucket with a right groin strain on 6/9...Pitched only in relief for the remainder of the season...Made 3 appearances for Short-A Lowell during a rehab stint from 7/6-11 (4.0 IP, 2 ER, BB, 5 SO).
 - 🔥 Activated by Pawtucket on 7/14...His first 4 appearances were scoreless (5.0 IP, BB, 11 SO).
 - 🔥 Recalled by BOS on 7/24 and made 3 appearances from 7/25-30 (1 ER/3.2 IP).
 - 🔥 Optioned back to Pawtucket on 8/1...Following his option, allowed only 1 run over 11 Triple-A appearances in 11.0 IP (0.82 ERA) with 1 BB and 16 SO.
 - 🔥 Was recalled by BOS on 9/2 and went 2-0, 0.64 ERA (1 ER/14.0 IP), 3 BB, 20 SO over his final 11 appearances...Held opponents to a .180 AVG (9-for-50) over that span.
 - 🔥 Earned the win in BOS' 7-5 walk-off victory on 9/15 vs. NYY, starting the team's season-best 11-game win streak.
- POSTSEASON:** Appeared in each of the Red Sox' 3 ALDS games and retired all 11 batters faced (3.2 IP, 3 SO)...Stranded his only inherited runner of the series in Game 1.
- 2015: In his 1st full season with BOS, set career highs in starts (25), IP (134.1), SO (110), and SO/9.0 IP (7.4)...His 10 wins tied a career best (also 2013 with STL).**
 - 🔥 Posted a 3.77 ERA (25 ER/59.2 IP) in his last 11 starts beginning 7/22, following a 4-start stint with Triple-A Pawtucket...Had a 2.35 ERA (12 ER/46.0 IP) in his final 8 starts beginning 8/7, 4th best in the AL (min. 30.0 IP).
 - 🔥 Began the year on the 15-day DL with a right biceps strain...Placed on the DL on 4/3 (retro to 3/27), but made season debut starting BOS' 5th game on 4/11 at NYY...Surrendered just 1 ER over 7.0 IP, setting a career high with 8 SO...Surpassed that with 10 SO in 6.0 IP on 4/27 vs. TOR.
 - 🔥 Fanned 28 batters in 23.2 IP over 4 starts in April...His 10.7 SO/9.0 IP in the month ranked 2nd in the AL (min. 20.0 IP), trailing only Clay Buchholz (11.9).
 - 🔥 Went 1-1 with a 2.84 ERA (6 ER/19.0 IP) and a .206 opponent AVG in 4 PawSox starts before a 7/22 recall.
 - 🔥 After giving up a career-high 3 HR on 7/22 at HOU, allowed just 4 HR over his last 10 starts of the year beginning 7/27...His 0.66 HR/9.0 IP ratio in that time was 7th best in the AL (min. 50.0 IP).
 - 🔥 Won a career-best 8 consecutive starts from 8/1-9/9 (2.59 ERA, 14 ER/48.2 IP), the only AL pitcher to do that in 2015...Marked the longest streak of consecutive starts won by a Red Sox pitcher since Pedro Martinez won 9 straight in 1999 (4/20-6/4)...Went unbeaten in his last 10 starts beginning 7/27 (8-0, 3.48 ERA, 21 ER/54.1 IP), tying the AL's longest unbeaten streak to end the year (also TEX's Cole Hamels).

🔥 Won all 6 August starts, the 1st Red Sox to win 6 games in any month since Pedro Martinez (May 1999) and the 1st to earn 6 wins in August since Roger Clemens in 1990...According to Elias, was the 2nd AL pitcher ever to win at least 6 games in a calendar month without a loss for a team that was in last place every day of that month (also CLE's Sam McDowell, 6-0 in June 1969).

🔥 Went 2-0 with a 2.45 ERA (5 ER/18.1 IP) in 3 Interleague starts (6/17 at ATL, 8/29 at NYM, 9/4 vs. PHI).

🔥 In his final start on 9/15 at BAL, was removed after 2.1 IP with right shoulder tightness, snapping an 8-start winning streak...Did not factor into the decision, keeping his 10-start unbeaten streak alive.

2014: Went 6-4 with a 4.20 ERA (45 ER/96.1 IP) in 17 starts between the Cardinals and Red Sox... Traded to BOS at the non-waiver trade deadline.

🔥 Allowed 1 ER (3 R total) over his first 3 starts from 4/5-16 (0.59 ERA, 15.1 IP)...Left his 3rd start on 4/16 at MIL after 4.0 innings due to a left hamstring injury suffered while running the bases.

🔥 Placed on the 15-day DL on 4/17 and transferred to the 60-day DL on 6/25.

🔥 Had a 2.61 ERA (3 ER/10.1 IP) in 3 rehab starts with Triple-A Memphis and was activated on 7/11.

🔥 Acquired by BOS with OF/1B Allen Craig on 7/31 for RHP John Lackey, LHP Corey Littrell, and cash considerations... Made 10 starts over the final 2 months of the year and led the team with a 4.11 ERA in that time (min. 30.0 IP).

🔥 From 8/1 on, ranked among AL leaders in opponent AVG (6th, .215) and opponent SLG (9th, .320).

🔥 Made Red Sox debut against his former team on 8/6 at STL (ND, 7.0 IP, 1 R).

🔥 Stole 3B on 8/12 at CIN for his 1st career SB...Was the 1st SB by a Red Sox pitcher since Bill Landis on 9/8/69 at CLE, and the 1st steal of 3B by a Sox hurler since Tom Brewer on 7/30/59 at CLE (source: Elias Sports Bureau).

🔥 Removed due to precautionary reasons (shoulder) on 8/22 vs. SEA after throwing 5.0 innings with 1 hit allowed...Returned on regular rest on 8/27 at TOR.

🔥 Led the team with 4 September wins, including his 1st as a Red Sox on 9/2 at NYY (6.2 IP, 3 R).

2013: Posted a 2.69 ERA (37 ER/124.0 IP) in 37 games (15 starts) for STL in his 1st full ML season.

🔥 Had the 9th-best ERA among all major leaguers with at least 100.0 IP.

🔥 All but 1 of his 22 appearances from the start of the season to 6/28 came in relief...Moved to the rotation on 7/6 and went 10-2 with a 2.18 ERA (21 ER/86.2 IP) in 15 games (14 starts) from that point to season's end.

🔥 Went 9-3, 2.28 ERA (22 ER/87.0 IP) as a starter, allowing 2 runs or fewer in 11 of 15 starts...Posted a 3.65 ERA (15 ER/37.0 IP) in 22 appearances out of the bullpen.

🔥 STL won 11 of his 15 starts, including 9 of his last 11 from 8/1-9/22.

🔥 Won a team-season-high 8 straight decisions from 7/12-9/6, including wins in 5 consecutive starts from 8/17-9/6.

🔥 Posted a 1.97 ERA (23 ER/105.1 IP) beginning 6/1, 3rd best in MLB during that stretch (min. 100.0 IP).

🔥 Allowed just 1 ER in his last 7 relief appearances (19.1 IP, 0.47 ERA)...Final relief appearance came on the last day of the regular season, 9/29 vs. CHC (5.1 IP, 3 H, 0 R, 5 SO).

🔥 Had a streak of 19.2 consecutive scoreless IP from 7/12-8/6...Stretch included consecutive scoreless starts on 7/27 at ATL and 8/1 at PIT (12.1 IP).

POSTSEASON: STL went 2-2 in his 4 postseason starts (0-1, 4.15 ERA, 10 ER/21.2 IP)...Allowed 2 ER over 5.1 IP in his start in Game 3 of the NLDS vs. PIT (no-decision)...Started Game 1 of the NLCS vs. LAD and did not get a decision in the 3-2, 13-inning win (6.0 IP, 2 R, 6 H)...Took the loss in Game 5 of the NLCS at LAD (5.0 IP, 4 R)... Did not factor in the decision in Game 3 of the World Series against the Red Sox (5.1 IP, 2 H, 2 R).

2012: Began the season at Triple-A Memphis, starting 12 games before a promotion to STL, where he appeared in 24 games (16 starts).

🔥 Went 4-6 with a 3.74 ERA (38 ER/91.1 IP) in the majors as a starter...Posted a 2.30 ERA (4 ER/15.2 IP) in 8 appearances as a reliever, striking out 16.

🔥 Ranked among NL rookie leaders in IP (T-5th, 107.0) and SO (T-9th, 75)...His 3.53 ERA was the 2nd lowest among NL rookies with at least 100.0 IP.

🔥 Was leading the Pacific Coast League with a 2.86 ERA (23 ER/72.1 IP) at the time of his recall on 6/10.

🔥 Made his ML debut on 6/10 vs. CLE with 5.0 innings of 1-run ball in a no-decision.

🔥 Set the Cardinals' season high for IP in a relief appearance with 5.2 vs. PIT in a 19-inning game on 8/19.

🔥 Matched season high with 6 SO over 3.0 IP of relief on 8/24 at CIN...Earned 1st career relief win.

🔥 1st ML hit came in the 10th inning on 6/25 at MIA, beating out an infield single for the game-winning RBI... Scored the game-winning run as a pinch-runner in the 12th inning on 7/25 vs. LAD.

POSTSEASON: Posted a 2.35 ERA (2 ER/7.2 IP) in 7 postseason appearances between the NLDS and NLCS... Pitched 6 consecutive scoreless outings (7.0 IP) before allowing his 1st runs of the postseason in Game 7 of the NLCS at SF...Had 3 scoreless and hitless appearances (3.2 IP) with 3 SO in the NLDS vs. WSH.

2011: Posted a 3.68 ERA (54 ER/132.0 IP) between High-A Palm Beach and Double-A Springfield.

🔥 Received an invite to ML Spring Training camp as a relief pitcher.

🔥 Named to the Florida State League South All-Star Team...Ranked among Cardinals farmhands in ERA (T-10th, 3.68), wins (T-3rd, 11), IP (9th, 132.0), SO/9.0 IP (9th, 7.7), and starts (T-10th, 22).

Joe Kelly, Continued

2010: Appeared in 26 games (18 GS) for Single-A Quad Cities.

👉 Had a 1.44 ERA (4 ER/25.0 IP) in 8 relief appearances, compared to a 5.63 ERA as a starter (18 GS).

👉 Named Midwest League Pitcher of the Week for 7/26-8/1 (6.2 IP, 1 R, 0 ER, 11 SO).

👉 After the season, rated the No. 10 prospect in the Cardinals organization by *Baseball America*.

2009: Made 16 appearances, including 2 starts, at Short-A Batavia in his 1st pro season.

Personal

👉 Full name is Joseph William Kelly Jr.

👉 Signed by Jeff Ishii (Cardinals).

👉 Married to Ashley Parks...The couple has a son, Knox (born Feb. 2016).

👉 Played at the University of California at Riverside, where he set the team's career saves record (24)...Named Big West Conference 2007 Freshman of the Year and 1st Team All-Big West.

👉 Pitched for Yarmouth-Dennis of the Cape Cod League in 2008.

👉 Played for USA National Team in 2007, winning a silver medal in the Pan-American Games.

👉 Son of Joseph Kelly, a former wide receiver for Vanderbilt University who signed with the San Diego Chargers.

In the Community

Joe attended Red Sox Winter Weekend in 2015 and 2016, signing autographs, posing for pictures with fans, and taking part in panel discussions...Has participated in the Red Sox Destinations program in each of the last 3 years...Has also attended events that benefit the Red Sox Foundation, including Picnic in the Park and Casino Night...During spring training in 2015 and 2016, participated in the Children's Hospital of Southwest Florida Golf Classic...Also attended the Lee County Boys & Girls Club dinner during spring training in 2015...In 2015, also attended a BoSox Luncheon, participated in the Ice Bucket Challenge, spoke at Red Sox Kids Camp, and met with Jimmy Fund patients during their trip to Fort Myers and Fenway Park...As part of Fan Appreciation, posed for pictures with fans at a selfie station, and also greeted fans at the gates before a home game for the second consecutive year.

Joe Kelly's Career Record

YEAR	CLUB	W-L	ERA	G	GS	CG	SHO	SV	IP	H	R	ER	HR	HB	BB	SO	WP	BK
2009	Batavia	2-3	4.75	16	2	0	0	1	30.1	33	23	16	0	3	11	30	3	0
2010	Quad Cities	6-8	4.62	26	18	0	0	1	103.1	103	66	53	3	7	45	92	12	2
2011	Palm Beach	5-2	2.60	12	11	0	0	0	72.2	56	26	21	1	8	34	62	5	0
	Springfield	6-4	5.01	11	11	0	0	0	59.1	70	40	33	7	5	25	51	2	1
2012	Memphis	2-5	2.86	12	12	0	0	0	72.1	75	29	23	2	4	21	45	2	0
	ST. LOUIS	5-7	3.53	24	16	0	0	0	107.0	112	50	42	10	3	36	75	4	0
2013	ST. LOUIS	10-5	2.69	37	15	0	0	0	124.0	124	42	37	10	5	44	79	3	0
2014	ST. LOUIS	2-2	4.37	7	7	0	0	0	35.0	41	19	17	3	3	10	25	3	0
	Memphis	0-0	2.61	3	3	0	0	0	10.1	8	3	3	1	0	6	4	0	1
	BOSTON	4-2	4.11	10	10	0	0	0	61.1	47	29	28	5	4	32	41	0	0
2015	BOSTON	10-6	4.82	25	25	0	0	0	134.1	145	76	72	15	6	49	110	9	0
	Pawtucket	1-1	2.84	4	4	0	0	0	19.0	14	7	6	1	1	6	18	5	1
2016	BOSTON	4-0	5.18	20	6	0	0	0	40.0	44	23	23	5	2	24	48	0	0
	Pawtucket	1-1	1.54	17	4	0	0	2	35.0	29	6	6	1	1	6	46	2	0
	Lowell	0-0	4.50	3	0	0	0	0	4.0	4	2	2	0	0	1	5	0	0
Major League Totals		35-22	3.93	123	79	0	0	0	501.2	513	239	219	48	23	195	378	19	0
Minor League Totals		23-24	3.61	104	65	0	0	4	406.1	392	202	163	16	29	155	353	27	4
Red Sox Totals		18-8	4.70	55	41	0	0	0	235.2	236	128	123	25	12	105	199	9	0

2009 Signed by the St. Louis Cardinals as a third-round selection in the June Draft

2014 On disabled list with a strained left hamstring, 4/17-7/10

2014 Acquired by the Boston Red Sox with OF/1B Allen Craig in exchange for RHP John Lackey, LHP Corey Littrell, and cash considerations, 7/31

2015 On disabled list with right biceps strain, 3/27-4/10

2016 On disabled list with a right shoulder impingement, 4/20-5/20

Postseason Record

W-L	ERA	G	GS	CG	SHO	SV	IP	H	R	ER	HR	HB	BB	SO	WP	BK
0-1	3.27	14	4	0	0	0	33.0	26	13	12	2	1	13	27	1	0

Division Series Record

YEAR	CLUB	W-L	ERA	G	GS	CG	SHO	SV	IP	H	R	ER	HR	HB	BB	SO	WP	BK
2012	STL vs. WSH	0-0	0.00	3	0	0	0	0	3.2	0	0	0	0	0	1	3	0	0
2013	STL vs. PIT	0-0	3.38	1	1	0	0	0	5.1	5	3	2	0	0	4	5	0	0
2016	BOS vs. CLE	0-0	0.00	3	0	0	0	0	3.2	0	0	0	0	0	0	3	0	0
Division Series Totals		0-0	1.42	7	1	0	0	0	12.2	5	3	2	0	0	5	11	0	0

League Championship Series Record

YEAR	CLUB	W-L	ERA	G	GS	CG	SHO	SV	IP	H	R	ER	HR	HB	BB	SO	WP	BK
2012	STL vs. SF	0-0	4.50	4	0	0	0	0	4.0	6	2	2	0	0	3	2	0	0
2013	STL vs. LAD	0-1	4.91	2	2	0	0	0	11.0	13	6	6	2	1	2	8	1	0
LCS Totals		0-1	4.80	6	2	0	0	0	15.0	19	8	8	2	1	5	10	1	0

World Series Record

YEAR	CLUB	W-L	ERA	G	GS	CG	SHO	SV	IP	H	R	ER	HR	HB	BB	SO	WP	BK
2013	STL vs. BOS	0-0	3.38	1	1	0	0	0	5.1	2	2	2	0	0	3	6	0	0

Career Fielding Record

YEAR	CLUB	POS	PCT.	G	GS	PO	A	E	TC	DP
2012	ST. LOUIS	P	.938	24	16	11	19	2	32	3
2013	ST. LOUIS	P	.906	37	15	13	16	3	32	2
2014	ST. LOUIS	P	1.000	7	7	2	3	0	5	0
	BOSTON	P	1.000	10	10	3	3	0	6	0
2015	BOSTON	P	.915	25	25	20	23	4	47	1
2016	BOSTON	P	.833	20	6	2	3	1	6	0
Career Totals		P	.922	123	79	51	67	10	128	6

Career Batting Totals

	AVG	G	AB	R	H	2B	3B	HR	RBI	SH	SF	HB	BB	SO	SB	CS	E
Major League Totals	.172	123	87	7	15	0	0	0	1	0	0	2	0	25	1	0	9

Career Single-Game Highs

INNINGS PITCHED	7.1, 3 times, last 8/29/15 at NYM (start) 5.2, 8/19/12 vs. PIT (relief) 10, 4/27/15 vs. TOR (start)
STRIKEOUTS	6, 2 times, last 5/25/13 at LAD (relief) 10, 8/3/12 vs. MIL (start)
HITS ALLOWED	5, 3 times, last 6/21/13 vs. TEX (relief)
RUNS ALLOWED	7, 5 times, last 6/1/16 at BAL (start) 4, 4/27/13 vs. PIT (relief)
WALKS ALLOWED	7, 5/9/15 at TOR (start) 3, 6/28/13 at OAK (relief)
HOME RUNS ALLOWED	3, 7/22/15 at HOU (start) 2, 4/3/13 at ARI (relief)
WINNING STREAK	12, 8/1/15-present
EJECTIONS	None
SCORELESS INNINGS STREAK	19.2, 7/12-8/6/13

ALL-TIME RED SOX LEADERS AT FENWAY PARK

Batting Leaders

AVG	.369	Wade Boggs
SLG	.652	Ted Williams
Hits	1,822	Carl Yastrzemski
Walks	1,031	Ted Williams
SB	109	Jacoby Ellsbury
Doubles	382	Carl Yastrzemski
Triples	63	Harry Hooper
HR	248	Ted Williams
RBI	1,063	Carl Yastrzemski

Pitching Leaders

Wins	98	Tim Wakefield
Strikeouts	1,332	Roger Clemens
ERA	1.80	Carl Mays
Saves	104	Jonathan Papelbon

NOTE: Minimum 2,000 AB for AVG and SLG;
Minimum 500.0 IP for ERA

Leaders courtesy Elias Sports Bureau

ALL-TIME OPPONENT LEADERS AT FENWAY PARK

Batting Leaders

AVG	.377	Fred McGriff
SLG	.724	Frank Robinson
Hits	218	Al Kaline
Walks	126	Eddie Yost
SB	47	Rickey Henderson
Doubles	49	Al Kaline
Triples	17	Ty Cobb
HR	38	Mickey Mantle, Babe Ruth
RBI	152	Lou Gehrig

Pitching Leaders

Wins	19	Hooks Dauss
Strikeouts	186	Bob Feller
ERA	1.72	Lefty Grove
Saves	36	Mariano Rivera

NOTE: Minimum 200 AB for AVG and SLG;
Minimum 100.0 IP for ERA

Leaders courtesy Elias Sports Bureau

25 KYLE KENDRICK

RHP



Bats: Right • **Throws:** Right • **Height:** 6-4 • **Weight:** 220
Opening Day Age: 32 • **MLB Service:** 7 years, 159 days
Born: 8/26/1984 in Houston, TX
Resides: Dunedin, FL
Acquired: Signed as a minor league free agent on 1/14/2017
Contract Status: Signed through 2017

Non-Roster Invitee

Career Highlights

Has played parts of 9 ML seasons with the Phillies (2007-14) and Rockies (2015)...Has gone 74-77 with a 4.69 ERA (634 ER/1,216.2 IP) in 212 ML starts...Is 7-4 with a 3.50 ERA (25 ER/64.1 IP) in 41 career relief appearances.

Was the Rockies' 2015 Opening Day starter.

Has had 6 ML seasons with at least 25 starts, including 4 with 30+ starts...Has pitched 150.0+ innings in a season 5 times...Has won 10+ games 6 times, including in 2007 when he led NL rookies with 10 victories for PHI.

Pitched exclusively in the majors from 2010-15...In that time, was tied for 12th in the NL in starts (160) and ranked 18th in wins (57)...From 2007-14, ranked 2nd among Phillies in wins (74), starts (185), and innings (1,138.2).

2016: Spent the entire season in the Angels' minor league system.

Made 15 starts and 1 relief appearance for Triple-A Salt Lake, going 6-5 with a 4.82 ERA (49 ER/93.1 IP)...Also made 4 starts for the Rookie-level AZL Angels to rehab a right shoulder impingement (1-1, 2.31 ERA).

Held LHH to a .215 AVG (38-for-177) with Salt Lake.

Pitched at least 6.0 innings in 6 consecutive starts from 5/26-6/23 before being placed on the DL on 7/1.

Reinstated from the DL on 8/25 and made 3 more starts for the Bees, allowing just 3 ER in 14.1 IP (1.88 ERA)...Gave up 2 ER or fewer in 6 of his final 7 Triple-A starts.

2015: Recorded a team-high 27 starts for the Rockies in his only season with the organization.

Earned the only Opening Day start of his career and tossed 7.0 shutout innings on 4/6 at MIL (7 H, 6 SO).

Placed on the disabled list on 8/1 with right shoulder inflammation...Returned on 9/1 and made 6 more starts.

Won consecutive starts on 9/7 at SD (5.0 IP, 3 ER, 4 SO) and 9/13 at SEA (5.0 IP, 2 ER, 4 SO).

2014: Set career highs with 199.0 IP, 32 starts, and 121 SO for the Phillies...Went 10-13 with a 4.61 ERA (102 ER), his 3rd consecutive season with 10+ wins.

Snapped a career-long 10-game losing streak by tossing 6.2 scoreless innings on 5/26 vs. COL (began 8/11/13)...Was the longest by a Phillies pitcher since Matt Beech lost 11 straight decisions from 1996-97.

Went 5-2 in his final 7 starts...Went 3-2 with a 2.78 ERA (10 ER/32.1 IP) in 5 September starts.

2013: Pitched exclusively in PHI's starting rotation...Threw 2 CG and allowed 2 ER or fewer 14 times.

Went 4-1 with a 2.47 ERA (15 ER/54.2 IP) in his first 8 starts of the season.

Pitched his 4th career CG on 6/3 vs. MIA, extending his winning streak vs. MIA to 10 games...Tied Jamie Moyer (9/8/06-7/18/08) for the longest winning streak by a PHI pitcher vs. MIA in club history.

Left his start on 6/30 at LAD with a mild concussion after being hit on the helmet by a pitch from Stephen Fife.

Tied his career high with 8 SO on 9/7 vs. ATL...Allowed 3 ER over 6.0 IP in a no-decision.

Placed on the 15-day DL for the 1st time in his career with right shoulder tendinitis on 9/23 (retroactive to 9/14).

2012: Tied his career high with 11 wins for the 3rd time in his 6th ML season...Set career highs in appearances (37) and SO (116).

Went 9-11 with a 3.89 ERA (63 ER/145.2 IP) in 25 starts and 2-1 with a 3.95 ERA (6 ER/13.2 IP) in relief (12 games).

Began the season in the bullpen...Made a stint in the rotation from 4/23-7/6 before going back to a relief role on 7/13 at COL...Returned to the rotation for good on 8/3 vs. ARI.

Allowed 2 or fewer ER in 17 of his 25 starts...Held his opponents scoreless in 4 of 11 road starts.

Tied for 1st in the NL with 9 wins after the All-Star break (9-4, 3.15 ERA, 25 ER/78.1 IP, .218 opponent AVG).

Pitched his 1st career shutout on 5/26 at STL, allowing 7 hits and striking out 4 over 9.0 IP.

In 12 outings (5 starts) from 7/6-8/19, went 4-1 with a 1.93 ERA (8 ER/37.1 IP) and a .206 opponent AVG.

Posted a career-best 22.0-inning scoreless streak from 6/28-8/3.

Had a 21.0-inning scoreless streak from 8/8-24, his longest ever as a starter...Pitched 7.0 scoreless innings on 8/14 at MIA and 8.0 scoreless frames on 8/19 at MIL...Won 4 straight starts from 8/14-30 (1.23 ERA, 4 ER/29.1 IP).

2011: Split the season between the Phillies' rotation and bullpen...Went 5-4 with a 3.14 ERA (29 ER/83.0 IP) in 15 starts and 3-2 with a 3.41 ERA (12 ER/31.2 IP) in 19 relief outings.

- Allowed 3 or fewer ER in each of his final 9 starts of the season from 7/6-9/20 (3-2, 2.21 ERA).
- Was placed on the paternity leave list on 9/2 and reinstated on 9/5.
- Went 5-2 with a 2.14 ERA (15 ER/63.0 IP) in 18 games (8 starts) against the NL East.

POSTSEASON: Was on the Phillies' NLDS roster, but did not pitch.

2010: Made 31 starts and 2 relief appearances for the Phillies...Tied his career high with 11 wins.

- Went 9-3 with a 2.42 ERA (31 ER/115.1 IP) when pitching 6.0 or more innings (17 starts).
- Pitched 8.0 scoreless innings in his 3rd start of the season on 4/20 at ATL.
- Pitched his first career complete game on 7/3 at PIT, throwing 115 pitches.
- Was optioned to Triple-A Lehigh Valley on 7/20...Did not make an appearance before being recalled on 7/24.

POSTSEASON: Was on the Phillies' NLCS roster, but did not pitch.

2009: Appeared in 9 ML games (2 GS), but spent the majority of the season with Triple-A Lehigh Valley.

- Finished 5th in the International League in ERA (3.34) and T-10th in innings (143.0).
- Recalled by PHI on 6/12 and appeared in 1 game before being optioned back to Lehigh Valley on 6/13.
- Recalled 2 more times: 7/25-8/11 and 9/6 through the remainder of the season.
- Made his 1st ML start of the year in the 1st game of a 9/13 doubleheader vs. NYM (W, 7.1 IP, 7 H, 2 ER, BB, 3 SO).
- Earned the win in the Phillies' division-clinching game on 9/30 vs. HOU (3.0 IP, 2 H, 4 SO).

POSTSEASON: Was on the Phillies' NLDS roster, but did not pitch.

2008: Set a career high with 11 wins in 31 games (30 starts) in his 2nd season in the majors.

- The Phillies went 13-4 (.765) in his first 17 starts...Went 8-3, 4.47 ERA in 19 starts before the All-Star break.
- Had a career-best 5-game win streak from 4/26-6/13 (4.18 ERA, 26 ER/56.0 IP).
- Made his 1st ML relief appearance on 9/19 at FLA (1.0 IP, H, ER).

2007: Finished 5th in NL Rookie of the Year voting...Led NL rookies in wins (10) and finished 3rd in ERA (3.87), 5th in starts (20), and 6th in innings (121.0).

- His 10 wins were the most by a Phillies rookie since 1990, when Pat Combs won 10 games.
- Began the season with Double-A Reading...Pitched at least 6.0 innings in each of his 12 starts before having his contract purchased on 6/13...Made his ML debut that day vs. CWS (ND, 6.0 IP, 6 H, 3 ER, 2 BB, 4 SO).
- Went 4-0 in his first 6 ML starts...Earned his 1st win on 6/19 at CLE (6.0 IP, 5 H, 3 ER, BB, SO).
- Allowed 3 ER or less in 15 of his 20 ML starts...Issued 0 or 1 BB in 15 of his 20 starts.

POSTSEASON: Became the 2nd-youngest Phillie to start a postseason game when he started Game 2 of the NLDS on 10/14 vs. COL at 23 years, 39 days old (Marty Bystrom, 22 years/78 days old, Game 5 of 1980 NLCS vs. HOU).

2006: Combined with Single-A Lakewood and High-A Clearwater to go 12-9 with a 3.17 ERA (62 ER/176.0 IP) in 28 appearances (27 starts).

- Named Phillies Minor League Pitcher of the Week for 4/17-23 (1-0, 8.0 IP, 2 H, BB, 12 SO).
- Had 31 SO over 3 games (12 on 4/18 vs. Greensboro; 9 on 4/24 at Delmarva; 10 on 4/29 vs. Lake County).
- Named Phillies Minor League Pitcher of the Month for April (2-1, 1.60 ERA, 6 ER/33.2 IP, 42 SO).
- Promoted to Clearwater on 5/12...Went 9-7 and ranked 7th in the Florida State League with a 3.53 ERA.
- Pitched his first professional shutout on 8/22 at Fort Myers (7.0 IP, 5 H, 2 SO).
- Following the season, made 7 relief appearances for Peoria in the Arizona Fall League.

2005: Named a New York-Penn League mid-season All-Star...Was 5-8 with a 4.65 ERA (61 ER/118.0 IP) between Short-A Batavia (14 GS), Single-A Lakewood (5 GS), and High-A Clearwater (1 GS).

- Led the NYPL in innings (91.1)...Led Batavia in starts (14), innings, SO (70), and wins (tied, 5).
- Pitched 6.0+ innings in 10 straight starts from 7/1-8/19...Named Phillies Minor League Pitcher of the Week, 7/4-10.

2004: Combined with Short-A Batavia and Single-A Lakewood to go 5-16 with a 5.77 ERA (88 ER/137.1 IP) in 28 appearances (27 starts).

2003: Made his pro debut with the Rookie-level Gulf Coast League Phillies.

Personal

- Full name is Kyle Rodney Kendrick.
- Signed by Tom Kissner (Phillies).
- Is married to Stephenie LaGrossa...They have a daughter, Sophia Marguerite, and a son, Kyle Jr.
- Graduated in 2003 from Mount Vernon (WA) High School, where he played baseball, basketball, and football...Turned down a scholarship to play quarterback at Washington State University.

Kyle Kendrick, Continued

Kyle Kendrick's Career Record

YEAR	CLUB	W-L	ERA	G	GS	CG	SHO	SV	IP	H	R	ER	HR	HB	BB	SO	WP	BK
2003	GCL Phillies	0-4	5.46	9	5	0	0	0	31.1	40	24	19	3	0	12	26	2	0
2004	Batavia	2-8	5.48	13	12	0	0	0	70.2	94	52	43	6	5	18	53	1	1
	Lakewood	3-8	6.08	15	15	0	0	0	66.2	85	56	45	9	8	33	36	4	0
2005	Lakewood	0-3	9.13	5	5	0	0	0	22.2	38	24	23	2	2	10	11	1	0
	Clearwater	0-1	0.00	1	1	0	0	0	4.0	5	1	0	0	1	2	1	0	0
	Batavia	5-4	3.74	14	14	1	0	0	91.1	94	49	38	7	4	22	70	2	1
2006	Lakewood	3-2	2.15	7	7	0	0	0	46.0	34	14	11	0	1	15	54	0	0
	Clearwater	9-7	3.53	21	20	2	1	0	130.0	117	59	51	15	3	37	79	1	0
2007	Reading	4-7	3.21	12	12	1	0	0	81.1	82	38	29	3	2	18	50	1	0
	PHILADELPHIA	10-4	3.87	20	20	0	0	0	121.0	129	53	52	16	7	25	49	0	0
2008	PHILADELPHIA	11-9	5.49	31	30	0	0	0	155.2	194	103	95	23	14	57	68	4	1
2009	Lehigh Valley	9-7	3.34	24	24	1	0	0	143.0	133	59	53	9	5	35	62	2	2
	PHILADELPHIA	3-1	3.42	9	2	0	0	0	26.1	27	11	10	1	1	9	15	0	1
2010	PHILADELPHIA	11-10	4.73	33	31	1	0	0	180.2	199	103	95	26	3	49	84	1	2
2011	PHILADELPHIA	8-6	3.22	34	15	0	0	0	114.2	110	50	41	14	7	30	59	1	1
2012	PHILADELPHIA	11-12	3.90	37	25	1	1	0	159.1	154	76	69	20	7	49	116	1	0
2013	PHILADELPHIA	10-13	4.70	30	30	2	1	0	182.0	207	104	95	18	7	47	110	3	1
2014	PHILADELPHIA	10-13	4.61	32	32	0	0	0	199.0	214	108	102	25	11	57	121	5	0
2015	COLORADO	7-13	6.32	27	27	0	0	0	142.1	172	102	100	33	7	45	80	4	0
2016	Salt Lake	6-5	4.73	16	15	0	0	0	93.1	101	50	49	13	4	19	67	3	0
	AZL Angels	1-1	2.31	4	4	0	0	0	11.2	13	7	3	1	1	0	3	0	0
Major League Totals		81-81	4.63	253	212	4	2	0	1281.0	1406	710	659	176	64	368	702	19	6
Minor League Totals		42-57	4.14	141	134	5	1	0	792.0	836	433	364	68	36	221	512	17	4

2003 Signed by the Philadelphia Phillies as a seventh-round selection in the June Draft
2010 On disabled list with right shoulder tendinitis, 9/14 through remainder of season
2015 Signed by the Colorado Rockies as a free agent, 2/4
2015 On disabled list with right shoulder inflammation, 8/1-31
2016 Signed by the Atlanta Braves as a minor league free agent, 1/12
2016 Signed by the Los Angeles Angels of Anaheim as a minor league free agent, 3/31
2017 Signed by the Boston Red Sox as a minor league free agent, 1/14

Postseason Record

W-L	ERA	G	GS	CG	SHO	SV	IP	H	R	ER	HR	HB	BB	SO	WP	BK
0-1	12.27	1	1	0	0	0	3.2	5	5	5	2	0	2	2	0	0

Division Series Record

YEAR	CLUB	W-L	ERA	G	GS	CG	SHO	SV	IP	H	R	ER	HR	HB	BB	SO	WP	BK
2007	PHI vs. COL	0-1	12.27	1	1	0	0	0	3.2	5	5	5	2	0	2	2	0	0
2009	PHI vs. COL																	
2011	PHI vs. STL																	

Did Not Pitch
Did Not Pitch

League Championship Series Record

YEAR	CLUB	W-L	ERA	G	GS	CG	SHO	SV	IP	H	R	ER	HR	HB	BB	SO	WP	BK
2010	PHI vs. SF																	

Did Not Pitch

Career Fielding Record

YEAR	CLUB	POS	PCT.	G	GS	PO	A	E	TC	DP
2007	PHILADELPHIA	P	1.000	20	20	8	19	0	27	1
2008	PHILADELPHIA	P	.977	31	30	9	33	1	43	0
2009	PHILADELPHIA	P	.800	9	2	1	3	1	5	1
2010	PHILADELPHIA	P	.933	33	31	9	33	3	45	3
2011	PHILADELPHIA	P	.960	34	15	7	17	1	25	0
2012	PHILADELPHIA	P	.971	37	25	11	22	1	34	1
2013	PHILADELPHIA	P	.966	30	30	13	43	2	58	5
2014	PHILADELPHIA	P	.959	32	32	18	29	2	49	1
2015	COLORADO	P	.933	27	27	10	18	2	30	2
Career Totals		P	.959	253	212	86	217	13	316	14

Career Batting Totals

AVG	G	AB	R	H	2B	3B	HR	RBI	SH	SF	HB	BB	SO	SB	CS	E
Major League Totals	.139	257	373	23	52	9	1	1	9	44	1	3	18	157	0	13

Career Single-Game Highs

INNINGS PITCHED	9.0, 4 times, last 6/3/13 vs. MIA
STRIKEOUTS	8, 4 times, last 9/8/14 vs. PIT
HITS ALLOWED	11, 4 times, last 7/8/14 at MIL
RUNS ALLOWED	8, 2 times, last 4/28/15 at ARI
WALKS ALLOWED	6, 4/9/08 at NYM
HOME RUNS ALLOWED	4, 9/20/15 vs. SD
WINNING STREAK	5, 4/21-6/13/08
EJECTIONS	None
SCORELESS STREAK	22.0, 6/28-8/3/12

46 CRAIG KIMBREL

RHP



Bats: Right • **Throws:** Right • **Height:** 6-0 • **Weight:** 205
Opening Day Age: 28 • **MLB Service:** 6 years, 66 days
Born: 5/28/1988 in Nashville, AL
Resides: Shelbyville, TN
Acquired: From San Diego in a 5-player trade on 11/13/2015
Contract Status: Signed through 2017 (Club option for 2018)

Career Highlights

- Entering his 2nd season with the Red Sox after being acquired from SD in exchange for 4 players on 11/13/15...His first 6 ML seasons came in the National League between ATL (2010-14) and SD (2015).
- Is a 5-time All-Star, including 4 times in the NL (2011-14) and once in the AL (2016).
- Was a unanimous selection for the 2011 NL Rookie of the Year Award, garnering all 32 first-place votes.
- Received the inaugural Trevor Hoffman National League Reliever of the Year Award in 2014.
- His 1.86 ERA (83 ER/401.1 IP) is the lowest in ML history among 868 pitchers to record at least 300.0 IP in relief.
- Has the highest SO/9.0 IP ratio (14.5; 646 SO/401.1 IP) in the live ball era (min. 400.0 IP)...Set a modern ML record in 2012 by averaging 16.7 SO/9.0 IP (116 SO/62.2 IP)...Record was bested by Aroldis Chapman in 2014 (17.7).
- Has the lowest opponent AVG (.157) among pitchers who have faced at least 1,500 batters in the live ball era...His .126 opponent AVG in 2012 is still the modern ML record for a single season (min. 60.0 IP).
- Since the start of his 1st full ML season in 2011, leads the majors with 255 saves, 70 more than any other pitcher (Kenley Jansen ranks 2nd with 185)...His conversion rate of 91.1 from 2011-16 ranks 2nd behind only Zach Britton's 93.8 (min. 100 SVO)...In that same time frame, also ranks 2nd among relievers (min. 250.0 IP) in ERA (1.94), SO (606), SO/9.0 IP (14.33), opponent AVG (.159), and hits/9.0 IP (5.01), and 4th in WHIP (0.94).
- Has recorded 30+ saves at a conversion rate of at least 90% in each of the last 5 seasons (2012-16)...Is the only player ever to produce such a season in 5 consecutive years...In fact, the only other pitchers with 5 such seasons at any point in their career are Trevor Hoffman (8), Joe Nathan (6), Mariano Rivera (6), and Jonathan Papelbon (5).
- Begins the 2017 season having converted each of his last 19 save opportunities (began 6/4/16), the majors' 2nd-longest active streak behind BAL's Zach Britton (49).
- Has 256 saves in 281 opportunities for a career conversion rate of 91.1%, the 2nd-highest mark all time among ML relievers with at least 200 save chances (Eric Gagne, 91.7%)...His 256 saves are the most in MLB since 2010, the most through 412 career games, and the most in a player's first 7 ML seasons.
- Was the 1st pitcher in ML history to record at least 40 saves in each of his first 4 full ML seasons (46, 42, 50, 47).
- Is the only pitcher with 30+ saves in each of the last 6 seasons (2011-16)...The only other pitcher with more than 3 such seasons in that span is Aroldis Chapman (5)...Is 1 of 10 pitchers with 30+ saves in as many as 6 straight seasons since the stat became official in 1969, joining Mariano Rivera (9, 2003-11), Trevor Hoffman (8, 1995-2002; 6, 2004-09), Jonathan Papelbon (7, 2006-12), Troy Percival (7, 1998-2004), Robb Nen (7, 1996-2002), Joe Nathan (6, 2004-09), John Wetteland (6, 1995-2000), Lee Smith (6, 1990-95), and Dennis Eckersley (6, 1988-93).
- Is 17-for-17 in save opportunities at Fenway Park, the longest such streak to begin a career at the venue...It is the 4th-longest streak by a player at any point in their career at Fenway Park, trailing Tom Gordon (29, 1998-99), Jonathan Papelbon (20, 2009-10), and Jeff Russell (19, 1990-93).
- Has converted 18 consecutive extra-inning save opportunities since blowing the 1st such chance of his career for ATL on 5/18/11 at ARI...According to Elias, it is the longest streak for any ML pitcher since Mariano Rivera converted the final 18 extra-inning chances of his career (2001-13)...The only pitcher with a longer streak was Joe Nathan (26 straight from 1999-2013).
- Converted a career-best 37 consecutive save chances from 5/9-9/14/13.
- Was a 3rd-round selection by ATL in the 2008 June Draft...Holds the Braves' all-time record for saves with 186.

KIMBREL'S RANKINGS AMONG RELIEVERS, 2011-16

Stat	ML Rank
255 saves	1st
1.94 ERA	2nd
14.33 SO/9.0 IP	2nd
.159 opponent AVG	2nd
<i>Min. 250.0 IP in relief</i>	

LOWEST ERA AS A RELIEF PITCHER, MLB HISTORY

Rk.	Pitcher	ERA
1.	Craig Kimbrel	1.86
2.	Mariano Rivera	2.06
3.	Aroldis Chapman	2.08
4.	Kenley Jansen	2.20
5.	Koji Uehara	2.26
6.	Billy Wagner	2.31
<i>Min. 300.0 IP in relief</i>		

Craig
Kimbrel

Craig Kimbrel, Continued

2016: Named to his 5th All-Star Game in his 1st season with the Red Sox...Led AL relievers with a .152 opponent AVG (28-for-184)...Only LAD's Kenley Jansen had a lower mark (.150) in the majors.

- Named Red Sox Fireman of the Year by the Boston chapter of the BBWAA.
- Averaged 14.09 SO/9.0 IP (83 SO/53.0 IP), the 4th-highest mark among ML relievers.
- Recorded 31 saves in 33 chances...Ranked 3rd in the majors in save percentage (93.9) and 8th in the AL in saves.
- Posted a 1.09 ERA (4 ER/33.0 IP) with a .109 opponent AVG (12-for-110) in 33 save chances...Had a 7.20 ERA (16 ER/20.0 IP) with a .216 opponent AVG (16-for-74) in 24 non-save chances.
- Was a perfect 16-for-16 in save chances at Fenway Park.
- Made 4 appearances in which he struck out each batter he faced and earned a save...Had 3 SO on 4/13 vs. BAL, 4/16 vs. TOR, and 6/19 vs. SEA...Tied his career high with 4 SO in a 1.1-inning save on 9/17 vs. NYY.
- Held lefties to a .145 AVG (12-for-83) and righties to a .158 AVG (16-for-101)...Allowed 2 HR to LHH, but none over his final 42 games (89 batters faced).
- Earned his 1st Red Sox save in the club's come-from-behind victory on 4/8 at TOR.

- Recorded 0 SO in 1.0 IP on 4/19 vs. TB, snapping a career-best 27-game streak with at least 1 SO (began 7/30/15).
- Named to his 5th All-Star team as AL manager Ned Yost's selection...Did not participate due to injury.

Was on the disabled list with a left knee medial meniscus tear from 7/9-31, his 1st career DL stint...Had left knee arthroscopy and partial medial meniscectomy surgery performed by Dr. David Altchek on 7/11 at the Hospital for Special Surgery in New York City.

Made 1 rehab appearance for Triple-A Pawtucket on 7/30 vs. Scranton/Wilkes-Barre (0.1 IP, H, HBP).

Was returned from his rehab assignment and activated from the DL on 8/1, earning the save in the Sox' 2-1 victory that night at SEA (1.0 IP, BB, 3 SO)...The appearance marked exactly 3 weeks after his knee surgery.

Made 23 appearances after coming back from knee surgery and was 1-3, 3.15 ERA (7 ER/20.0 IP) with 15 BB, 33 SO, and a .106 opponent AVG (7-for-66)...Converted all 14 of his save opportunities in that span.

Over his final 11 appearances of the season (beginning 9/7), held opponents to a .074 AVG (2-for-27).

Recorded the 250th save of his career on 9/11 at TOR...Became the 35th pitcher in ML history to reach that many saves since it became a statistic in 1969...Did so in his 275th opportunity.

Earned his 30th save of the year on 9/24 at TB, marking his 6th consecutive season with 30+ saves.

Ended the season converting each of his final 19 save chances of the year...At season's end, was the 2nd-longest active save streak behind BAL's Zach Britton.

POSTSEASON: Retired all 4 batters faced in the postseason (3 SO), appearing in Games 2 and 3 of the ALDS.

2015: Posted a 2.58 ERA (17 ER/59.1 IP) and recorded 39 saves in 61 appearances, all for SD...Began the year in the ATL organization, but was traded to SD as part of a 6-player deal on 4/5.

Among NL relievers, finished 3rd in SO/9.0 IP (13.2), 4th in saves, T-4th in SO (87), 7th in opponent AVG (.185), and 9th in save percentage (90.7).

His 13.2 SO/9.0 IP ratio is the best ever for a Padres reliever in a single season.

Was traded from ATL to SD along with OF Melvin Upton Jr. in exchange for OFs Cameron Maybin, Carlos Quentin, and Jordan Paroubek, and RHP Matt Wisler on 4/5, the day before the season opener.

Made Padres debut on 4/7 at LAD, throwing a scoreless 9th inning in the club's 7-3 victory.

Allowed no runs in 46 of his 61 appearances (75%), which included each of his first 6 games of the year (6.0 IP).

In 44 appearances from 5/20 through the remainder of the season, posted a 1.44 ERA (7 ER/43.2 IP) with a .155 opponent AVG (24-for-155) and a 0.94 WHIP (24 hits)...Among NL pitchers with a minimum of 40.0 IP in that span, his .155 AVG ranked 2nd and his 1.44 ERA ranked 4th.

Recorded the 200th save of his ML career in what was his 318th career ML appearance, 6/8 vs. ATL...Was the fewest games to reach 200 saves by any pitcher in ML history, besting Jonathan Papelbon (359 games), the previous record holder, by 41 games.

Became the 2nd-youngest pitcher to record 200 saves in ML history at 27 years and 11 days old, trailing only Francisco Rodriguez (26 years, 239 days old).

Recorded at least 1 SO in 21 consecutive games from 5/2-6/26 (34 SO in 20.1 IP)...The 21-game streak was tied for the 2nd-longest in Padres history, trailing Trevor Hoffman's 26-game run...Ended the season with a SO in each of his final 20 games of the season (32 SO in 20.0 IP).

Converted a save in 14 consecutive appearances from 6/18-7/30...Saved 11 of the Padres' 13 wins in July.

LOWEST OPP. BATTING AVG., RELIEF PITCHERS IN 2016

Pitcher (Team)	Opp. AVG
Kenley Jansen (LAD)	.150
Craig Kimbrel (BOS)	.152
Aroldis Chapman (NYY-CHC)	.158
Andrew Miller (NYY-CLE)	.160
<i>Min. 40.0 IP</i>	

2014: Named the winner of the inaugural Trevor Hoffman National League Reliever of the Year Award after recording an NL-leading 47 saves for ATL.

- Selected to the NL All-Star squad for the 4th consecutive year...Threw the 7th inning of the Midsummer Classic, striking out 3 of the 4 batters he faced on 7/15 at MIN.
- Finished 2nd in the majors in saves to SEA's Fernando Rodney (48)...Was his 4th straight year with at least 40 saves.
- Among NL relievers, ranked 1st in saves, 2nd in opponent AVG (.142), 3rd in ERA (1.61), SO/9.0 IP (13.86), and save percentage (92.2), 4th in SO (95), and 9th in WHIP (0.91)...Allowed no runs in 52 of his 63 games (83%).
- Allowed just 2 HR all season over his 61.2 IP.
- Earned the 150th save of his career on 5/18 at STL at 25 years and 355 days old, becoming the youngest pitcher in ML history to do so.
- Broke the Braves' franchise record with his 155th career save on 6/6 at ARI, passing Hall of Famer John Smoltz's previous record of 154.
- Converted his final 26 save chances beginning 6/24, the longest save streak for an ML reliever on the year...Over that 32-game span, posted a 0.84 ERA (3 ER/32.1 IP) and a .131 opponent AVG (14-for-107) with 43 SO.
- Signed a 4-year contract through the 2017 season with a club option for 2018 on 2/16/14.

2013: Finished 4th in NL Cy Young Award voting after going 4-3 with a 1.21 ERA and 50 saves (both league highs) in 68 games for the NL East Division Champion Braves...Named an NL All-Star.

- Among NL relievers, ranked 1st in saves and ERA, 3rd in SO/9.0 IP (13.2), 4th in SO (98), WHIP (0.88), and save percentage (92.6), and 5th in opponent AVG (.166).
- Earned 39 total points in NL Cy Young Award voting, including four 2nd-place votes.
- His 50 saves were a career high and were tied for the ML lead with BAL's Jim Johnson.
- Became the youngest player in MLB (25 years old) to record 50 saves in a season when he did so on 9/27 vs. PHI...Joined Hall of Famer John Smoltz (55 in 2002) as the only Braves to record 50-or-more saves in a single year.
- Recorded his 100th career save on 5/9 at SF and became the 2nd-youngest pitcher to do so in ML history.
- With his 40th save on 8/21 at NYM, became the 1st pitcher ever with 40+ saves in each of his first 3 years.
- Was named MLB's Delivery Man of the Month for August after going 12-for-12 in save opportunities with 19 SO in 16.1 IP...Was the 3rd time he had won the award.
- Converted a career-best 37 straight saves from 5/9-9/14...Posted a 0.38 ERA (2 ER/47.1 IP) with 68 SO over that span...Recorded a save in 15 consecutive appearances from 7/9-8/14.
- Allowed 1 run on 3 hits in 1.0 IP in the All-Star Game on 7/16 at NYM.
- Prior to the season, appeared in 4 games of the 2013 World Baseball Classic for Team USA.

POSTSEASON: Appeared in only 1 game for the Braves in their 3-games-to-1 NLDS defeat to LAD...Pitched 1.1 innings to earn the save in the Braves' lone victory in Game 2, 10/4 vs. LAD.

2012: Placed 5th in NL Cy Young voting and 8th in NL MVP voting after going 3-1 with a 1.01 ERA, 42 saves, and 116 SO in 63 appearances for ATL...Named to his 2nd consecutive All-Star team.

- Earned 41 total points in NL Cy Young Award voting (one 1st-place vote)...Finished 8th in NL MVP voting, the highest total for any pitcher on the ballot, getting 73 total points and one 2nd-place vote.
- Led ML relievers in WHIP (0.65), opponent AVG (.126), and SO/9.0 IP (16.7)...Led NL relievers in ERA and saves (tied), and ranked 2nd in both SO and save percentage (93.3).
- 107 of his final 170 outs were via SO, including 91 of his final 141 beginning 5/20 (also had 2 SO/WP).
- Became just the 2nd Brave to post two 40-save seasons, joining John Smoltz (3 times, 2002-04).
- Set several modern day single-season ML records among pitchers with a minimum of 60.0 IP: his 16.7 SO/9.0 IP ratio (116 SO/62.2 IP) was the highest in ML history; his .126 opponent AVG (27-for-215) was the lowest since 1900; his .358 opponent OPS was the lowest in the expansion era (since 1961); and his 4.3 SO per hit allowed was the best single-season ratio in the live ball era (since 1920).
- Faced 2 batters in the All-Star Game on 7/10 at KC, fanning both on 7 total pitches (Asdrubal Cabrera & Ian Kinsler).
- Named MLB Delivery Man of the Month for September after going 3-0 in 13 scoreless appearances...Was a perfect 10-for-10 in save opportunities and struck out 25 over 12.2 IP.

POSTSEASON: Threw a perfect 9th inning in the Braves' 6-3 loss in the NL Wild Card Game on 10/5 vs. STL.

2011: Was unanimously selected as NL Rookie of the Year by the BBWAA after going 4-3 with 46 saves and a 2.10 ERA in a career-high 79 games in his 1st full ML season.

- Received all 32 first-place votes to become the 10th unanimous winner in the history of NL Jackie Robinson Rookie of the Year Award voting...Teammate 1B Freddie Freeman placed 2nd, marking the 3rd time NL teammates finished 1-2 in the voting...Became the 6th relief pitcher (and the 7th Atlanta Brave) to win the award.
- Named *The Sporting News* NL Rookie of the Year...Also chosen to its NL All-Star team.
- Named Atlanta's "Professional Athlete of the Year" for 2011 by the Atlanta Sports Council.
- Named to his 1st All-Star Game when added to the NL roster on 7/10 in place of SF's Matt Cain...Entered in relief of teammate Jair Jurrjens and earned a hold in the game on 7/12 at ARI.

Craig Kimbrel, Continued

- 🔥 Tied for 1st in the NL in saves with MIL's John Axford and ranked T-2nd in MLB behind DET's Jose Valverde (49).
- 🔥 Led ML relievers with 127 SO...Struck out 127 of the 306 batters he faced (42%).
- 🔥 Ranked 2nd among NL relievers in SO/9.0 IP (14.8), T-2nd in games, and 8th in ERA and opponent AVG (.178).
- 🔥 Posted a career-best 37.2-inning scoreless streak that spanned 38 appearances from 6/14-9/8...Was the longest scoreless streak since Orel Hershiser's ML-record 59.1-IP run in 1988.
- 🔥 His save on 7/9 at PHI was his 28th of the year, extending his own record for most saves for a ML rookie before the All-Star break (since saves became an official stat in 1969)...Set that mark with his 17th save on 6/3 at NYM.
- 🔥 Recorded his 41st save of the season on 8/31 vs. WSH, passing TEX's Neftali Feliz (40 in 2010) for the most by a ML rookie since saves became an official stat in 1969.
- 🔥 Named NL Rookie of the Month for June (14 G, 8 SV, 1.53 ERA) and August (13 G, 10 SV, 0.00 ERA)...Also named MLB Delivery Man of the Month for August.

2010: Spent the majority of the season with Triple-A Gwinnett, but made his ML debut with ATL, appearing in 21 games over 4 stints with the big league club.

- 🔥 Entered the season rated by *Baseball America* as ATL's No. 5 prospect and as having the best fastball in all of Single-A.
- 🔥 Began the year at Gwinnett, where 39 of his 48 games were scoreless (81%)...Converted 23 saves in 26 chances.
- 🔥 Had 4 separate stints with the Braves: 5/5-21, 6/5-21, 8/27-28, and 9/7 through the remainder of the season.
- 🔥 Made his ML debut on 5/7 at PHI and threw a scoreless inning with 1 hit and 2 SO.
- 🔥 Averaged 17.4 SO/9.0 IP (40 SO/20.2 IP) at the ML level.
- 🔥 Struck out 3 of the 4 batters he faced to earn his 1st ML save on 9/19 at NYM.
- 🔥 Allowed his only ER of the season with ATL in his 3rd appearance, 5/15 vs. ARI...Allowed only 1 run (0 ER) in 18.1 IP over his final 18 games of the season.
- 🔥 Earned his 1st ML win on 5/20 vs. CIN as the Braves overcame a 6-run deficit in the bottom of the 9th inning.
- 🔥 Rated ATL's No. 5 prospect after the season by *Baseball America*.

POSTSEASON: Appeared in all 4 games of the NLDS vs. SF, going 0-1, 2.08 ERA (1 ER/4.1 IP) with 1 BB and 7 SO...Threw 0.2 scoreless innings in the Game 1 loss at SF...In Game 2, ATL's only win, threw 2.0 scoreless innings with 4 SO...Took the loss in Game 3 at Turner Field, charged with 2 R (1 ER) in 0.2 IP...Issued a 1-out BB followed by a 2-out 1B, his only hit allowed in the series...Threw a scoreless 9th inning in Game 4 in Atlanta.

2009: Received the Phil Niekro Award, given to the top pitcher in the Braves' minor league system.

- 🔥 Pitched for 4 ATL affiliates: Short-A Rome, High-A Myrtle Beach, Double-A Mississippi, and Triple-A Gwinnett.
- 🔥 Converted all 18 save opportunities...His 18 saves were 3rd-most among ATL minor leaguers.
- 🔥 Struck out 103 batters in 60.0 IP...His 15.5 SO/9.0 IP ratio was 2nd among all minor league relievers.
- 🔥 Finished in the top 10 among Braves farmhands in games (T-3rd, 39), relief ERA (8th, 2.85), and SO (9th, 103).
- 🔥 Named Rome's Pitcher of the Month for May.
- 🔥 Rated ATL's No. 5 prospect after the season by *Baseball America*...Publication also rated him as having the best fastball in the Carolina League.

🔥 Made 11 relief appearances for Peoria in the Arizona Fall League...Named an AFL Rising Star by *Baseball America*.

2008: In his 1st professional season, combined to go 3-2 with 10 saves, a 0.51 ERA and 56 SO between Rookie-level Danville, Short-A Rome, and High-A Myrtle Beach.

- 🔥 Following the season, was rated by *Baseball America* as having the best fastball and as the No. 10 prospect in the ATL organization...Was also rated the No. 14 prospect in the Appalachian League.
- 🔥 Named Rome's Pitcher of the Month for August.

Personal

- 🔥 Full name is Craig Michael Kimbrel.
- 🔥 Signed by Brian Bridges (Braves).
- 🔥 Married to Ashley.
- 🔥 Attended Wallace State (AL) Community College...Graduated from Lee High School in Huntsville, AL.

In the Community

Along with his wife, Ashley, Craig is on the Executive Advisory Board of Curing Kids Cancer...Participated in Red Sox Winter Weekend in January 2017, posing for pictures with fans, signing autographs, and taking part in a kids press conference...Took part in the Bullpen Buddies ticket program in May 2016...Played in the Children's Hospital of Southwest Florida Golf Classic during spring training in 2016...Participated in the Red Sox Holiday Caravan in December 2015, visiting Shriner's Hospital and Mass General Hospital for Children...Interacted with Red Sox fans at the 2015 Christmas at Fenway event at Fenway Park.

Craig Kimbrel's Career Record

YEAR	CLUB	W-L	ERA	G	GS	CG	SHO	SV	IP	H	R	ER	HR	HB	BB	SO	WP	BK
2008	Danville	1-2	0.47	12	0	0	0	6	19.0	5	4	1	0	3	10	27	4	0
	Rome	2-0	0.71	10	0	0	0	4	12.2	6	1	1	0	0	4	26	0	0
	Myrtle Beach	2-0	0.00	2	0	0	0	0	3.2	5	0	0	0	0	1	3	0	0
2009	Rome	0-0	0.90	16	0	0	0	10	20.0	9	2	2	0	1	6	38	0	0
	Myrtle Beach	0-2	5.47	19	0	0	0	2	26.1	18	19	16	2	1	28	45	8	1
	Mississippi	2-1	0.77	12	0	0	0	6	11.2	3	1	1	0	1	7	17	1	0
2010	Gwinnett	0-0	0.00	2	0	0	0	0	2.0	0	0	0	0	0	4	3	1	0
	Gwinnett	3-2	1.62	48	0	0	0	23	55.2	28	13	10	3	4	35	83	8	1
	ATLANTA	4-0	0.44	21	0	0	0	1	20.2	9	2	1	0	0	16	40	4	0
2011	ATLANTA	4-3	2.10	79	0	0	0	46	77.0	48	19	18	3	1	32	127	4	0
2012	ATLANTA	3-1	1.01	63	0	0	0	42	62.2	27	7	7	3	2	14	116	5	0
2013	ATLANTA	4-3	1.21	68	0	0	0	50	67.0	39	10	9	4	3	20	98	3	0
2014	ATLANTA	0-3	1.61	63	0	0	0	47	61.2	30	13	11	2	2	26	95	6	0
2015	SAN DIEGO	4-2	2.58	61	0	0	0	39	59.1	40	19	17	6	1	22	87	4	0
2016	BOSTON	2-6	3.40	57	0	0	0	31	53.0	28	22	20	4	4	30	83	6	0
	Pawtucket	0-0	0.0	1	1	0	0	0	0.1	1	0	0	0	1	0	0	0	0
Major League Totals		21-18	1.86	412	0	0	0	256	401.1	221	92	83	22	13	160	646	32	0
Minor League Totals		8-7	1.84	122	1	0	0	51	151.1	75	40	31	5	11	95	242	22	2
Red Sox Totals		2-6	3.40	57	0	0	0	31	53.0	28	22	20	4	4	30	83	6	0

2007 Selected by the Atlanta Braves in the 33rd round of the June Draft (did not sign)

2008 Signed by the Atlanta Braves as a third-round selection in the June Draft

2015 Acquired by the San Diego Padres along with OF Melvin Upton Jr. in exchange for OF Cameron Maybin, OF Carlos Quentin, OF Jordan Paroubek, and RHP Matt Wisler, 4/5

2015 Acquired by the Boston Red Sox in exchange for OF Manuel Margot, INF Javier Guerra, INF Carlos Asuaje, and LHP Logan Allen, 11/13

2016 On disabled list with a left knee medial meniscus tear, 7/9-31

Postseason Record

W-L	ERA	G	GS	CG	SHO	SV	IP	H	R	ER	HR	HB	BB	SO	WP	BK
0-1	1.13	8	0	0	0	1	8.0	1	2	1	0	0	3	13	0	0

Wild Card Record

YEAR	CLUB	W-L	ERA	G	GS	CG	SHO	SV	IP	H	R	ER	HR	HB	BB	SO	WP	BK
2012	ATL vs. STL	0-0	0.00	1	0	0	0	0	1.0	0	0	0	0	0	0	1	0	0

Division Series Record

YEAR	CLUB	W-L	ERA	G	GS	CG	SHO	SV	IP	H	R	ER	HR	HB	BB	SO	WP	BK
2010	ATL vs. SF	2-0	2.08	4	0	0	0	0	4.1	1	2	1	0	0	1	7	0	0
2013	ATL vs. LAD	0-0	0.00	1	0	0	0	1	1.1	0	0	0	0	0	2	2	0	0
2016	BOS vs. CLE	0-0	0.00	2	0	0	0	0	1.1	0	0	0	0	0	0	3	0	0
Division Series Totals		0-1	1.29	7	0	0	0	1	7.0	1	2	1	0	0	3	12	0	0

All-Star Game Record

YEAR	CLUB	W-L	ERA	G	GS	CG	SHO	SV	IP	H	R	ER	HR	HB	BB	SO	WP	BK
2011	NL at ARI	0-0	0.00	1	0	0	0	0	0.1	0	0	0	0	0	1	0	0	0
2012	NL at KC	0-0	0.00	1	0	0	0	0	0.2	0	0	0	0	0	0	2	0	0
2013	NL at NYM	0-0	9.00	1	0	0	0	0	1.0	3	1	1	0	0	0	1	1	0
2014	NL at MIN	0-0	0.00	1	0	0	0	0	1.0	0	0	0	0	0	0	3	0	0
2016	AL at SD	Selected--Did Not Pitch																
All-Star Game Totals		0-0	3.00	4	0	0	0	0	3.0	3	1	1	0	0	1	6	1	0

Career Fielding Record

YEAR	CLUB	POS	PCT.	G	GS	PO	A	E	TC	DP
2010	ATLANTA	P	.000	21	0	0	0	1	1	0
2011	ATLANTA	P	1.000	79	0	4	7	0	11	0
2012	ATLANTA	P	1.000	63	0	0	5	0	5	0
2013	ATLANTA	P	1.000	68	0	3	4	0	7	0
2014	ATLANTA	P	1.000	63	0	4	6	0	10	0
2015	SAN DIEGO	P	.875	61	0	4	3	1	8	1
2016	BOSTON	P	1.000	57	0	0	2	0	2	0
Career Fielding		P	.955	412	0	15	27	2	44	1

Career Single-Game Highs

INNINGS PITCHED	2.0, 3 times, last 6/23/16 vs. CWS
STRIKEOUTS	4, 4 times, last 9/17/16 vs. NYY
HITS ALLOWED	4, 5/18/11 at ARI
RUNS ALLOWED	4, 2 times, last 9/28/16 at NYY
WALKS ALLOWED	4, 8/9/16 vs. NYY
HOME RUNS ALLOWED	2, 5/7/13 at CIN
WINNING STREAK	4, 5/20-9/28/10
EJECTIONS	None
SCORELESS INNINGS STREAK	37.2, 6/14-9/8/11

51 JUNIOR LAKE OF



Bats: Right • **Throws:** Right • **Height:** 6-3 • **Weight:** 225
Opening Day Age: 27 • **MLB Service:** 2 years, 18 days
Born: 3/27/1990 in San Pedro de Macoris, Dominican Republic
Resides: San Pedro de Macoris, Dominican Republic
Acquired: Signed as a minor league free agent on 12/9/2016
Contract Status: Signed through 2017

Non-Roster Invitee

Career Highlights

- 🔥 Entering his 11th professional season since signing with the Cubs as an international free agent in 2007.
- 🔥 Did not make his 1st professional appearance in the OF until 2013...Played primarily SS in the minors.
- 🔥 Has appeared in at least 20 ML games in each of the last 4 seasons (2013-16), including 108 in 2014 with CHC.
- 🔥 Has hit .278 (57-for-205) with a .454 SLG against ML left-handed pitching.
- 🔥 Ranked by *Baseball America* as 1 of the Cubs' top 30 prospects following the 2008 (No. 14), 2009 (No. 29), 2010 (No. 27), 2011 (No. 8), and 2012 (No. 15) seasons...Was also rated as having the best infield arm in the Cubs' system after each of those seasons, as well as having the best infield arm in the Florida State League in 2010 and 2011.
- 2016: Appeared in 22 games (10 starts) with TOR and in 82 games with Triple-A Buffalo.**
- 🔥 In his final 43 minor league contests (beginning 5/18), batted .288 (40-for-139) with a .392 OBP.
- 🔥 TOR went 6-4 in his starts, each of which came in RF...Selected to the ML roster on 6/24 and appeared in 19 games with the Jays before being designated for assignment on 7/25...Selected again on 8/10 and played in 3 more ML games...Designated for assignment on 8/16 and spent the remainder of the season with Buffalo.
- 🔥 Following the season, batted .264 (46-for-174, 10 2B, 2 3B, 2 HR) with a .354 OBP in 48 games for Oriente in the Dominican Winter League...Had a 13-game hitting streak from 11/9-29.
- 2015: Began the season in the CHC organization before being traded to BAL in exchange for RHP Tommy Hunter on 7/31...Made appearances for both ML clubs and their Triple-A affiliates.**
- 🔥 Hit .312 with a career-best .405 OBP in 73 minor league games (77-for-247, 13 2B, 7 HR, 40 BB).
- 🔥 Appeared in 21 games (12 starts) over 2 stints with CHC before the trade...Played in 8 games (5 starts) over 3 stints with BAL...Each of his 3 hits with the Orioles was a double.
- 🔥 Following the season, hit .255 (27-for-106) in 30 games with Oriente in the Dominican Winter League.
- 2014: Made his 1st career Opening Day roster and appeared in 108 games (70 starts) with the Cubs.**
- 🔥 Batted .280 and slugged .477 in his first 43 games through 5/23 (37-for-132, 9 2B, 3B, 5 HR), but hit .159 (28-for-176) in his remaining 65 games...Had a career-high 6 RBI on 5/12 at STL.
- 🔥 Following the season, hit .243 (34-for-140) in 42 games with Oriente in the Dominican Winter League.
- 2013: Made ML debut, appearing in 64 games with the Cubs.**
- 🔥 Missed the first 2 months of the season on the minor league disabled list (4/4-6/5) due to a rib fracture.
- 🔥 Recalled by CHC on 7/19 and spent the remainder of the season with the big league club...His 67 hits after the All-Star break ranked 2nd among NL rookies and 4th among all rookies.
- 🔥 Made ML debut on 7/19 at COL and went 3-for-4 as the starting CF...Hit safely in his first 7 ML games...Had 34 hits in his first 25 games, 3rd-most for any Cub behind Mandy Brooks in 1925 (41) and Andy Pafko in 1933-34 (35).
- 🔥 Following the season, hit .343 (36-for-105) in 27 games for Oriente in the Dominican Winter League.
- 2012: Spent entire season with Double-A Tennessee, batting .279 (113-for-405) with 10 HR and 50 RBI.**
- 🔥 On the 7-day disabled list from 4/5-5/5 with a back strain.
- 🔥 Following the season, hit .312 (48-for-154) in 44 games for Oriente in the Dominican Winter League.
- 2011: Hit .279 (124-for-445) between High-A Daytona and Double-A Tennessee...Led Cubs minor leaguers with 38 steals...Named a Florida State League mid-season All-Star.**
- 🔥 Promoted to Double-A on 5/30...On the 7-day disabled list from 7/10-23 with a right shoulder strain.
- 🔥 Following the season, played for Mesa in the Arizona Fall League and was named to the Top Prospects Team after leading the league in steals (18-for-18)...Tabbed AFL Player of the Week on 10/24.
- 🔥 Added to the Cubs' 40-man roster on 11/18...Played in only 2 games for Oriente in the Dominican Winter League.

Junior Lake, Continued

2010: Hit .264 (104-for-394) in 120 games with Single-A Daytona...7 of his 9 HR were hit in July.

Following the season, went 3-for-9 (.333) in 6 games for Oriente in the Dominican Winter League.

2009: Hit .248 (115-for-463) in 131 games for Single-A Peoria.

Following the season, went 7-for-20 (.350) in 5 games for Oriente in the Dominican Winter League.

2008: Batted .286 (48-for-168) in 47 games for the Rookie-level Arizona League Cubs.

2007: Made his professional debut with the Rookie-level Dominican Summer League Cubs.

Personal

Full name is Junior Osvaldo Lake.

Signed by Jose Serra and Marino Encarnacion (Cubs).

Junior Lake's Career Record

YEAR	CLUB	AVG	G	AB	R	H	2B	3B	HR	RBI	SH	SF	HB	BB	SO	SB	CS	E
2007	DSL Cubs	.274	62	223	41	61	16	2	3	30	3	0	7	16	53	9	3	16
2008	AZL Cubs	.286	47	168	24	48	4	6	2	23	0	3	1	13	42	12	2	20
2009	Peoria	.248	131	463	71	115	19	7	7	42	4	4	2	18	138	10	7	42
2010	Daytona	.264	120	394	56	104	18	4	9	46	8	3	7	35	99	13	9	41
2011	Daytona	.315	49	203	39	64	11	4	6	34	2	3	2	6	49	19	4	14
	Tennessee	.248	67	242	41	60	10	2	6	17	2	0	5	13	60	19	2	20
2012	Tennessee	.279	103	405	56	113	26	3	10	50	2	2	4	35	105	21	12	32
2013	Iowa	.295	40	156	30	46	10	2	4	18	0	2	2	10	33	14	5	9
	CHICAGO-NL	.284	64	236	26	67	16	0	6	16	1	0	4	13	68	4	4	3
2014	CHICAGO-NL	.211	108	308	30	65	10	3	9	25	1	2	1	14	110	7	3	7
	Iowa	.262	14	65	11	17	3	0	2	7	0	0	0	6	15	2	1	1
2015	Iowa	.315	58	197	37	62	10	0	7	31	1	2	1	30	53	9	9	0
	CHICAGO-NL	.224	21	58	2	13	4	0	1	5	0	0	0	4	20	4	0	1
	Norfolk	.300	15	50	2	15	3	0	0	5	0	1	0	10	16	3	2	1
	BALTIMORE	.136	8	22	2	3	3	0	0	0	0	0	0	0	9	0	0	2
2016	Buffalo	.231	82	281	33	65	12	2	6	31	0	2	2	33	77	10	4	5
	TORONTO	.200	22	35	5	7	3	0	1	2	0	0	0	4	11	1	0	1
Major League Totals		.235	223	659	65	155	36	3	17	48	2	2	5	35	218	16	7	14
Minor League Totals		.270	788	2847	441	770	142	32	62	334	22	22	33	225	740	141	60	201

2007 Signed by the Chicago Cubs as an international free agent, 2/13

2012 Acquired by the Baltimore Orioles in exchange for RHP Tommy Hunter, 7/31

2015 Claimed off waivers by the Toronto Blue Jays, 12/18

2016 Signed by the Boston Red Sox as a minor league free agent, 12/9

Additional Batting Statistics

YEAR	CLUB	OBP	SLG	OPS	TB	GDP
2013	CHICAGO-NL	.332	.428	.760	101	2
2014	CHICAGO-NL	.246	.351	.597	108	3
2015	CHICAGO-NL	.274	.345	.619	20	1
	BALTIMORE	.136	.273	.409	6	0
2016	TORONTO	.282	.371	.653	13	0
Major League Totals		.278	.376	.655	248	6

Career Fielding Record

YEAR	CLUB	POS	PCT.	G	GS	PO	A	E	TC	DP
2013	CHICAGO-NL	OF	.976	56	56	119	2	3	124	1
2014	CHICAGO-NL	OF	.955	85	70	145	3	7	155	1
2015	CHICAGO-NL	OF	.958	15	12	21	2	1	24	0
	BALTIMORE	OF	.600	6	4	3	0	2	5	0
2016	TORONTO	OF	.941	19	10	16	0	1	17	0
		1B	1.000	1	0	3	0	0	3	2
Career Totals		OF	.957	181	152	304	7	14	325	2
		1B	1.000	1	0	3	0	0	3	2

Career Single-Game Highs

HITS	4, 2 times, last 8/2/13 vs. LAD
DOUBLES	2, 4 times, last 6/2/15 for CHC at MIA
HOME RUNS	2, 2 times, last 6/7/14 vs. MIA
RBI	6, 5/12/14 at STL
RUNS SCORED	2, 12 times, last 6/24/14 vs. CIN
WALKS	2, 2 times, last 7/3/16 vs. CLE
STRIKEOUTS	4, 2 times, last 6/30/14 at BOS
STOLEN BASES	1, 16 times, last 7/11/16 vs. CLE
HITTING STREAK	9, 3 times, last 5/12-23/14
EJECTIONS	None

Home Run Notes

MULTI-HOME RUN GAMES (2)
2-HOME RUN GAMES (2)
8/1/13 vs. LAD
6/7/14 vs. MIA
LEADOFF HOME RUNS (1)
4/12/14 at STL off Adam Wainwright
GRAND SLAMS (1)
9/6/13 vs. MIL off Kyle Lohse
PINCH-HIT HOME RUNS (0)
EXTRA-INNING HOME RUNS (0)
GAME-ENDING HOME RUNS (0)
INSIDE-THE-PARK HOME RUNS (0)

3 SANDY LEON CATCHER



Bats: Switch • **Throws:** Right • **Height:** 5-10 • **Weight:** 240
Opening Day Age: 28 • **MLB Service:** 2 years, 149 days
Born: 3/13/1989 in Maracaibo, VZ
Resides: Maracaibo, VZ
Acquired: From Washington in exchange for cash considerations on 3/30/2015
Contract Status: Signed through 2017

Career Highlights

- Entering 11th professional season, his 3rd in the Red Sox organization.
- Has made 126 starts at catcher between the Nationals (2012-14) and Red Sox (2015-16), with his teams going 70-56 (.556) in those games...Has a 3.62 catcher's ERA and a .996 fielding percentage in 144 career ML games.
- Has thrown out 28 of 67 (41.8%) potential base stealers in the majors, the 2nd-best mark among active catchers (min. 100 G).
- Caught 7 of the Red Sox' 15 shutout victories from 2015-16, despite starting only 100 of the club's 324 games in that time.
- In 2016, became the 1st player in Red Sox history to record a hit in each of his first 5 plate appearances of a season (source: Elias).
- Named by *Baseball America* as the best defensive catcher in the Nationals' farm system following the 2008, 2009, 2011, and 2012 seasons.

HIGHEST CAUGHT STEALING %, ACTIVE CATCHERS (MIN. 100 G)

Player	SB	CS	CS%
Christian Vazquez	29	23	44.2
Sandy Leon	39	28	41.8
Roberto Perez	52	34	39.5
James McCann	78	49	38.6
Yadier Molina	421	256	37.8

- Signed with the Nationals on 1/17/07 after participating in a private workout in his native Venezuela in front of General Manager Mike Rizzo.
- Has played 6 seasons in the Venezuelan Winter League for Zulia (2010-14) and Aragua (2015).
- 2016: Began his 2nd year in the Red Sox organization with Triple-A Pawtucket, but served as Boston's primary catcher after joining the club in June...Played in more games and recorded more hits, doubles, HR, RBI, BB, and runs scored than he did in his first 4 ML seasons combined.**
- Received the Unsung Hero Award from the Boston chapter of the BBWAA.
- His .310 AVG (78-for-252) was the highest by a Red Sox catcher (min. 250 AB) since Carlton Fisk hit .315 in 1977...Was batting .356 with a .967 OPS at the end of play on 9/12, but went 4-for-44 (.091) in his final 14 games.
- Among switch-hitters with at least 250 AB, ranked 2nd in AVG and 3rd in OPS (.845).
- Posted a .373/.450/.612 batting line vs. LHP (25-for-67, 4 2B, 4 HR)...Hit .313 with RISP (21-for-67), .330 with 2 outs (30-for-91), and .325 at home (40-for-123)...Batted .440 with a 1.131 OPS when batting 9th (22-for-50, 7 2B, HR).
- Recorded a 3.90 catcher's ERA...Threw out 13 of 33 (39.4%) attempted base stealers...Had the 2nd-highest fielding percentage among catchers with at least 500 total chances (.998; 1 E/597 TC).
- Caught 3 shutouts, each of which was started by a different pitcher: 7/10 vs. TB (Price), 7/19 vs. SF (Porcello), and 8/5 at LAD (Wright).
- Selected to the ML roster from Pawtucket on 6/5 and spent the remainder of the season with BOS.
- According to Elias, became the 1st player in Red Sox history to record a hit in each of his first 5 plate appearances of a season...Hit a pinch-hit, 10th-inning double in his 1st plate appearance of the season on 6/7 at SF, then recorded a hit in each of his first 4 PA on 6/11 at MIN before drawing a walk in his 5th...Elias also notes that Leon became the 1st Red Sox to reach base via hit, BB, or HBP in each of his first 6 PA of a season since Ted Cox in 1977 (first 7).
- Began the season 20-for-40...According to Elias, became the first Red Sox with 20+ hits in his first 40 AB of a season since David Ortiz in 2013 (also 20-for-40), and the first major leaguer to do so since Adrian Gonzalez in 2015 (22-for-40).
- Went 4-for-5 with 3 2B on 7/4 vs. TEX...Was the first Red Sox catcher with 3+ doubles in a game since Jason Varitek on 5/12/02 at SEA (3).
- Went 25-for-55 (.455) in 19 games (13 starts) in the season's 1st half, the highest AVG ever for a player at the All-Star break (min. 50 AB)...Homered in 6 of his first 25 games after the All-Star break.
- Went 2-for-4 with a HR and 4 RBI in the Sox' 5-2 win at NYY on 7/16...Also had a HR and 4 RBI on 8/5 at LAD.
- Began the season with the PawSox...Made 29 starts at catcher, throwing out 9 of 17 (53%) attempted base stealers.
- POSTSEASON:** Started each of the Red Sox' 3 ALDS games at catcher...Hit a solo HR in Game 1 at CLE, his first ever postseason game...Became the 1st Red Sox catcher ever to homer in his 1st career playoff game...Threw out 1 of 2 attempted base stealers in the series.

2015: Made 33 starts at catcher in his 1st season with the Red Sox...BOS went 16-17 in his starts, including 11-8 beginning 6/2...Also appeared in 26 games with Triple-A Pawtucket.

- Named to 1st career Opening Day roster after being acquired from WSH for cash considerations on 3/30.
- Played in 33 ML games (28 starts) before being designated for assignment on 7/20...Cleared waivers and was outrighted to Triple-A on 7/30...Selected back to the ML roster on 9/1 and made 8 more appearances (5 starts).
- Led the majors by throwing out 50% (10 of 20) of attempted base stealers (min. 20 SBA)...Posted a 3.47 catcher's ERA with BOS, 2nd best among AL catchers (min. 300.0 innings caught).
- Caught 4 of the team's 10 shutouts in only 33 starts...Caught all 13 innings of the Sox' 2-0 win on 9/13 at TB.
- Red Sox pitchers gave up only 9 runs in 47.0 innings in 5 starts during his second ML stint of the year (1.72 ERA)...Caught all 4 of Rich Hill's starts down the stretch (1.55 ERA).
- Entered the game on 4/12 at NYY as a defensive replacement at 3B in the 8th inning, his only appearance at a position other than catcher in the majors or minors.
- Following the season, posted a .338 OBP in 33 games for Aragua in the Venezuelan Winter League...Also went 20-for-65 (.308) with a .416 OBP in 20 postseason games...Played in 6 games for Venezuela in the Caribbean Series, going 3-for-3 with a run scored and 2 CCS against Mexico in the finals on 2/7.

2014: Appeared in 20 games (17 starts) over 4 stints with the Nationals (4/2-5/15, 6/11-25, 8/5-7, 9/1-end of season)...Spent most of the season with Triple-A Syracuse.

- Threw out 5 of 8 (63%) potential base stealers with WSH and caught 12 of 21 (57%) with Syracuse.
- Was set to begin the season with Double-A Harrisburg, but was summoned to WSH on 4/2 after Wilson Ramos injured his left hand on Opening Day...Hit .182 (8-for-44) in 13 games before being optioned to Syracuse on 5/16.
- Hit his 1st ML home run on 4/14 at MIA, a 2-run shot off RHP Kevin Slowey.
- Played in 46 games for Aguilas del Zulia of the Venezuelan Winter League.

2013: Spent 1st full season at Double-A with WSH's Harrisburg affiliate...Was a September call-up to the Nationals, appearing in 2 games and going 0-for-1.

- Including a 3-game rehab stint with Single-A Auburn, threw out 27 of 70 (39%) would-be base stealers.
- Following the season, played for Zulia in the Venezuelan Winter League, batting .353 (42-for-119) in 38 games.

2012: Saw 1st Triple-A and ML experience in 6th pro season...WSH went 7-2 in his 9 starts.

- Made ML debut on 5/14 vs. SD, but suffered a high right ankle sprain in a 4th-inning home plate collision with Chase Headley...On the DL from 5/15-7/2.
- Notched 1st big league hit on 7/19 vs. NYM, a 7th-inning single off eventual Cy Young Award winner R.A. Dickey.
- On 7/27 at MIL, gunned down Jonathan Lucroy to register the 1st caught stealing of his ML career.
- Combined to hit .322 (65-for-202) in 64 minor league games between Short-A Auburn (rehab), Double-A Harrisburg, and Triple-A Syracuse...Also played 32 games for Zulia in the Venezuelan Winter League.
- Following the season, ranked by *Baseball America* as the best defensive catcher in the Nationals' farm system.

2011: Spent entire season with High-A Potomac and named a Carolina League postseason All-Star.

- Threw out 53% (60 of 113) of attempted base stealers, the best mark in the CL...Also topped the CL with 104 appearances at catcher.
- Went 4-for-14 (.286) in 5 playoff games for the P-Nats.
- After the season, tabbed the best defensive catcher in WSH's farm system and in the CL by *Baseball America*.
- Played for Zulia in the Venezuelan Winter League, appearing in 14 games (11 at catcher).

2010: Returned to Single-A Hagerstown and named a South Atlantic League mid-season All-Star...Topped SAL catchers in caught stealing percentage (51%, 61 of 119).

- Made Venezuelan Winter League debut, playing 2 games for Zulia.

2009: Played for both Single-A Hagerstown and Short-A Vermont...Began the year with 23 games for the Suns before the start of the New York-Penn League season.

- Combined to bat .238 (58-for-244)...Hit his 1st pro HR on 8/23 at Tri-City.
- Threw out 43 of 106 (41%) attempted base stealers over the 2 stops.
- Following the season, cited as the best defensive catcher in the Nationals system by *Baseball America*.

2008: Returned for a 2nd season with the Rookie-level Gulf Coast League.

- Threw out 37% of attempted base stealers (11 of 30).
- Went 2-for-6 with a pair of doubles in the playoffs as the Nationals lost the GCL Championship series.
- Following the season, ranked the best defensive catcher in the Nationals system by *Baseball America*.

2007: Made pro debut with the Rookie-level Gulf Coast League Nationals.

Sandy Leon, Continued

Personal

- Full name is Sandy David (Balan) Leon...Last name pronounced "lay-OHN."
- Married his wife, Liliana, in February 2016.
- Signed by Mike Rizzo and Dana Brown (Nationals).

In the Community

In 2016, Sandy participated in the Bullpen Buddies and Red Sox Novatos ticket programs, as well as a Red Sox Destinations event...Was part of a player/fan photo session at Fenway Park in July...In 2015, greeted fans at the gate and posed for selfies before a home game during Fan Appreciation in September.

Sandy Leon's Career Record

YEAR	CLUB	AVG	G	AB	R	H	2B	3B	HR	RBI	SH	SF	HB	BB	SO	SB	CS	E
2007	GCL Nationals	.202	31	94	10	19	0	0	0	11	4	0	0	17	15	0	0	3
2008	GCL Nationals	.189	26	74	12	14	1	1	0	11	1	0	2	9	18	1	2	5
2009	Hagerstown	.218	23	78	7	17	3	0	0	6	0	0	0	5	21	0	0	3
	Vermont	.247	50	166	16	41	10	1	2	18	1	2	2	24	29	1	1	5
2010	Hagerstown	.249	98	325	48	81	10	6	2	36	5	5	0	50	79	3	5	19
2011	Potomac	.251	109	370	36	93	21	1	6	43	9	3	1	33	69	1	3	10
2012	Auburn	.333	5	15	3	5	2	0	0	3	0	0	0	3	2	0	0	0
	Harrisburg	.311	40	135	15	42	12	0	1	19	1	2	2	9	16	1	0	3
	Syracuse	.346	19	52	8	18	5	0	2	4	0	0	0	12	12	0	0	1
	WASHINGTON	.267	12	30	2	8	2	0	0	2	0	0	2	4	11	0	0	1
2013	Auburn	.077	3	13	0	1	0	0	0	0	0	0	0	0	3	0	0	0
	Harrisburg	.177	95	310	35	55	12	1	3	26	0	1	3	47	57	0	0	6
	WASHINGTON	.000	2	1	0	0	0	0	0	0	0	0	0	0	1	0	0	0
2014	Syracuse	.229	51	170	26	39	9	0	5	25	0	0	0	23	36	1	0	0
	WASHINGTON	.156	20	64	7	10	1	0	1	3	0	0	0	6	20	0	0	1
2015	Pawtucket	.263	26	99	8	26	4	0	1	13	0	0	2	10	23	0	1	1
	BOSTON	.184	41	114	8	21	2	0	0	3	6	0	1	7	28	0	1	1
2016	Pawtucket	.243	36	115	12	28	3	1	2	13	0	2	2	11	24	0	0	1
	BOSTON	.310	78	252	36	78	17	2	7	35	4	2	2	23	66	0	0	4
	Major League Totals	.254	153	461	53	117	22	2	8	43	10	2	5	40	66	0	1	4
	Minor League Totals	.238	612	2016	236	479	92	11	24	228	21	15	14	253	404	8	12	57
	Red Sox Totals	.270	119	366	44	99	19	2	7	38	10	2	3	30	94	0	1	1

- 2007 Signed by the Washington Nationals as a non-drafted free agent, 1/17
- 2012 On disabled list with a high right ankle sprain, 5/15-7/2
- 2015 Acquired by the Boston Red Sox in exchange for cash considerations, 3/30

Additional Batting Statistics

YEAR	CLUB	OBP	SLG	OPS	TB	GDP
2012	WASHINGTON	.389	.333	.722	10	1
2013	WASHINGTON	.000	.000	.000	0	0
2014	WASHINGTON	.229	.219	.447	14	1
2015	BOSTON	.238	.202	.439	23	4
2016	BOSTON	.369	.476	.845	120	4
	Major League Totals	.319	.362	.681	167	10

Division Series Record

YEAR	CLUB	AVG.	G	AB	R	H	2B	3B	HR	RBI	SH	SF	HB	BB	SO	SB	CS	E
2016	BOS vs. CLE	.100	3	10	1	1	0	0	1	1	0	0	0	1	5	0	0	0

Career Fielding Record

YEAR	CLUB	POS	PCT.	G	GS	PO	A	E	TC	DP	CCS	SB	CCS%	PB	PKO	INN	ERA
2012	WASHINGTON	C	.987	12	9	73	5	1	79	1	1	6	14.3	3	0	83.1	2.81
2013	WASHINGTON	C	1.000	1	0	2	0	0	2	0	0	0	-	0	0	1.0	0.00
2014	WASHINGTON	C	.994	20	17	154	9	1	164	1	4	3	57.1	1	0	157.0	3.27
2015	BOSTON	C	.997	37	33	258	28	1	287	4	10	10	50.0	2	1	306.0	3.47
		3B	---	1	0	0	0	0	0	0	0	0					
2016	BOSTON	C	.998	74	67	561	35	1	597	6	13	20	39.4	7	2	600.1	3.90
	Career Totals	C	.996	144	126	1048	77	4	1129	10	28	39	41.8	13	3	1147.2	3.62
		3B	---	1	0	0	0	0	0	0	0	0					

Career Single-Game Highs

- HITS** 4, 2 times, last 7/4/16 vs. TEX
- DOUBLES** 3, 7/4/16 vs. TEX
- HOME RUNS** 1, 8 times, last 8/18/16 at DET
- RBI** 4, 2 times, last 8/5/16 at LAD
- RUNS SCORED** 2, 9 times, last 8/14/16 vs. ARI
- WALKS** 3, 6/22/16 vs. CWS
- STRIKEOUTS** 4, 9/13/15 at TB
- STOLEN BASES** None
- HITTING STREAK** 5, 3 times, last 9/6-12/16
- EJECTIONS** None

Home Run Notes

- MULTI-HOME RUN GAMES (0)**
- LEADOFF HOME RUNS (0)**
- GRAND SLAMS (0)**
- PINCH-HIT HOME RUNS (0)**
- EXTRA-INNING HOME RUNS (0)**
- GAME-ENDING HOME RUNS (0)**
- INSIDE-THE-PARK HOME RUNS (0)**

81 AUSTIN MADDOX

RHP



Bats: Right • **Throws:** Right • **Height:** 6-3 • **Weight:** 251

Opening Day Age: 25 • **MLB Service:** None

Born: 5/13/1991 in Jacksonville, FL

Resides: Jacksonville, FL

Acquired: Selected in the 3rd round of the 2012 June Draft

Contract Status: Signed through 2017

Non-Roster Invitee

Career Highlights

🔥 11 of his first 15 professional outings came as a starter, but 89 of his last 91 have come in relief.

🔥 From 2014-16, held LHH to a .215 AVG (42-for-195, 16 BB, 45 SO).

2016: Went 5-3 with 5 saves, a 3.59 ERA (27 ER/67.2 IP), and 64 SO in 39 appearances (2 GS) across 3 levels of the organization.

🔥 Began the season with 13 games at High-A Salem, going 2-0 with 5 saves in those outings.

🔥 Over 3 stints with Double-A Portland, went 2-3 with a 3.96 ERA (17 ER/38.2 IP) and a .207 opponent AVG...Did not allow a run in either of his 2 starts, on 6/6 at Hartford (3.0 IP) and 6/18 at Richmond (4.0 IP).

🔥 Limited LHH to a .211 AVG (23-for-109), including .149 (10-for-67) at the Double- and Triple-A levels.

🔥 Made his Triple-A debut with 3 single-game stints at Pawtucket, going 1-0 and allowing 1 ER over 4.2 IP (1.93 ERA).

🔥 Following the season, made 11 appearances for Zulia in the Venezuelan Winter League (8.2 IP).

2015: Made 20 appearances, all in relief, for High-A Salem...Recorded 10 saves, tied for most in the Red Sox organization...Posted a 1.09 WHIP and .238 opponent AVG (24-for-101).

🔥 Allowed 0 ER in 16 of his 20 appearances...Pitched at least 1.0 inning without surrendering a hit in 9 of his outings.

🔥 In his final 10 appearances beginning 5/15, converted all 5 save opportunities and went 1-0 with a 2.25 ERA (3 ER/12.0 IP, 2 BB, 14 SO).

2014: Made 10 relief appearances for High-A Salem...Recorded 22 SO against only 3 BB in 21.2 IP.

🔥 Recorded 5 SO in 2.0 hitless innings in his season debut on 4/4 at Myrtle Beach.

2013: Appeared in a team-high 33 games (7 GS) for Single-A Greenville.

🔥 Began the season in the starting rotation, but each of his final 22 outings came in relief.

2012: Allowed only 1 run in 8.0 IP between the Rookie-level Gulf Coast League Red Sox and Short-A Lowell in his pro debut.

Personal

🔥 Full name is Austin D. Maddox.

🔥 Signed by Anthony Turco (Red Sox).

🔥 Went 3-3 with 12 saves and a 2.44 ERA (15 ER/55.1 IP) in 32 appearances as a junior at the University of Florida in 2012...Named a 3rd-team All-American by the National Collegiate Baseball Writers Association in 2012...Chosen to the SEC Academic Honor Roll in 2011 and selected as both the SEC's Freshman of the Year and a 3rd-Team All-American by the NCBWA in 2010.

🔥 Selected as the *Florida Times-Union's* All-1st Coast Baseball Player of the Year as a senior at Eagle's View Academy in 2009...Selected by TB in the 37th round of the 2009 June Draft, but did not sign.

Austin Maddox's Career Record

YEAR	CLUB	W-L	ERA	G	GS	CG	SHO	SV	IP	H	R	ER	HR	HB	BB	SO	WP	BK
2012	GCL Red Sox	0-1	1.80	3	3	0	0	0	5.0	4	1	1	0	0	1	4	0	0
	Lowell	0-0	0.00	1	1	0	0	0	3.0	2	0	0	0	0	1	4	0	0
2013	Greenville	4-6	5.63	33	7	0	0	1	88.0	109	67	55	13	3	22	65	13	0
2014	Salem	1-1	5.82	10	0	0	0	1	21.2	20	14	14	5	1	3	22	2	0
2015	Salem	1-4	3.71	20	0	0	0	10	26.2	24	13	11	2	2	5	22	4	0
2016	Salem	2-0	3.33	13	0	0	0	5	24.1	29	10	9	0	0	8	24	5	0
	Portland	2-3	3.96	23	2	0	0	0	38.2	29	21	17	3	0	16	38	2	0
	Pawtucket	1-0	1.93	3	0	0	0	0	4.2	4	1	1	1	0	1	2	0	0
Minor League Totals		11-15	4.58	106	13	0	0	17	212.0	221	127	108	24	6	57	181	26	0

2012 Signed by the Boston Red Sox as a third-round selection in the June Draft

Austin
Maddox

17 DEVEN MARRERO

INF



Bats: Right • **Throws:** Right • **Height:** 6-1 • **Weight:** 195
Opening Day Age: 26 • **MLB Service:** 106 days
Born: 8/25/1990 in Miami, FL
Resides: Miami, FL
Acquired: Selected in the first round (24th overall) of the 2012 June Draft
Contract Status: Signed through 2017

Career Highlights

🔥 Entering 6th professional season and 5th in Major League Spring Training camp...His 2013 spring training invitation came the spring after he was drafted...Was the 1st Red Sox position player to do that since Scott Hatteberg (joined camp in 1992 after being drafted in 1991).

🔥 Has appeared in 38 ML games over parts of 2 seasons (2015-16)...Has made starts at 3B (11), 2B (3), and SS (1).

🔥 Enters the 2017 season ranked by *Baseball America* as the best defensive infielder in the Red Sox' organization.

🔥 Ranked by *Baseball America* as the best defensive infielder in the Red Sox' system following each of the last 4 seasons (2013-16)...Also rated as having the system's best infield arm in 2014 and 2015.

🔥 Tabbed as Red Sox Minor League Defensive Player of the Year in 2014 and Red Sox Minor League Base Stealer of the Year in 2013...Has stolen 89 bases in only 113 attempts (78.8%) in the minors.

2016: Appeared in 13 games and made 3 starts over 3 ML stints with the Red Sox...Spent a majority of his season with Triple-A Pawtucket.

🔥 Played 2B (6 G), 3B (4 G), and SS (4 G) for BOS...For the PawSox, made 92 starts at SS, 2 at 2B, and 2 at 3B.

🔥 Recorded his lone ML hit of the season on 6/22 vs. CWS (single)...Also went 0-for-0 with a BB on 9/9 at TOR and 9/12 vs. BAL.

🔥 Had a 14-game on-base streak with Pawtucket from 4/19-5/7...Recorded 14 multi-hit games (4 games with 3 hits)...Went 6-for-15 (.400) with a double in his final 4 minor league games.

🔥 Ranked 3rd on Pawtucket with 10 steals, his 5th consecutive season stealing 10+ bases.

2015: Made ML debut with 25 games (12 starts) over 3 stints with BOS...Also played 102 games for Triple-A Pawtucket.

🔥 Started for the Red Sox at 3B (10 GS), SS (1 GS), and 2B (1 GS)...Combined for a .973 fielding % (1 E/37 TC).

🔥 Selected to the ML roster on 6/25...Debuted on 6/28 at TB, entering the game at 2B in the 2nd inning (Mike Napoli ejected)...Made 1st start on 7/1 at TOR at 2B (0-for-3).

🔥 Recorded 1st ML hit on 7/20 at LAA, a 7th-inning single off Mike Morin...Optioned to Pawtucket after the game.

🔥 Recalled from Pawtucket a 2nd time on 8/8 and optioned back on 8/11...Recalled a final time on 9/5...Went 7-for-11 from 9/12-16, recording his 1st multi-hit game on 9/13 at TB (2-for-5)...Went 3-for-4 with 2 R and his 1st career RBI on 9/16 at BAL.

🔥 Started 4 straight games at 3B, 9/28-10/1 at NYY...Collected 1st XBH on 9/28 at NYY, a 2-out HR in the 9th off Caleb Cotham...Recorded 1st game-winning RBI on 9/30 at NYY with an RBI single off Andrew Bailey in the 11th.

🔥 For Pawtucket, appeared in 90 games at SS, 8 at 2B, and 3 at 3B...Combined for a .962 fielding % (18 E/470 TC).

🔥 Led the PawSox in hits (96) and runs (49), also ranking 2nd in total bases (129) and steals (12)...Batted .315 (29-for-92) in his final 22 games with the PawSox beginning 8/15.

🔥 Following the season, ranked by *Baseball America* as the No. 9 Red Sox prospect, as well as the best defensive infielder in the system.

2014: Split the season between Double-A Portland and Triple-A Pawtucket and earned Red Sox Minor League Defensive Player of the Year honors.

🔥 Combined for a .976 fielding percentage (12 E/490 TC), all at SS.

🔥 Between the 2 stops, batted .258 (117-for-454) with 30 2B, 2 3B, 6 HR, 59 RBI, 16 SB, 46 BB, and 65 R...Hit .287 (39-for-136) with a .384 OBP against LHP.

🔥 Began the season with Portland and reached base safely in his first 11 games (.333, 16-for-48, 4 BB, .385 OBP).

🔥 Ranked 3rd in the Eastern League with a .368 AVG (32-for-87) in June...Also named Red Sox Minor League Defensive Player of the Month for June.

🔥 Chosen as EL Player of the Week for 6/16-22 (.650, 13-for-20, 3B, HR, 4 RBI in 6 G).

🔥 Hit .291 (78-for-268) with a .371 OBP in 68 games prior to his 7/2 promotion...Was the EL's leading SS with a .978 fielding percentage (6 E/271 TC) on that date...Played in 50 of Pawtucket's remaining 57 games.

🔥 Drove in the winning run with a 2-out, RBI double in the 10th inning on 7/4 at Syracuse, his 3rd Triple-A game.

🔥 Played in all 9 of the PawSox' Governors' Cup playoff games, batting .241 (7-for-29, 2B, 2 RBI, 2 BB, 2 R, 2 SH) en route to the International League title...Also started the Triple-A Championship Game at SS.

🔥 Batted .328 (19-for-58) with 5 2B, 2 RBI, 11 BB, 2 SB, and 13 runs in 17 games for Surprise in the Arizona Fall League...Led the AFL with a .443 OBP and ranked 4th in AVG.

🔥 Following the season, named the No. 3 SS prospect in the Eastern League (No. 19 overall) by *Baseball America*.

🔥 Also ranked by *Baseball America* as the No. 9 prospect and the top SS in the Red Sox' organization, as well as the farm system's best defensive infielder and as having the best infield arm.

2013: Named Red Sox Minor League Base Runner of the Year in 1st full pro season between High-A Salem and Double-A Portland.

🔥 Invited to Major League Spring Training as a non-roster player the spring after being drafted...Was the 1st Red Sox position player to do that since Scott Hatteberg (joined camp in 1992 after being drafted in 1991)...The only Red Sox pitchers to do it in that time were RHP Craig Hansen, signed to a ML contract after being drafted in 2005, and Cuban-born LHP Rolando Viera, drafted as a 27-year-old in 2001.

🔥 Tied for 4th in the Red Sox system with 27 SB and was caught just twice (93.1%)...Was the best SB% among all minor leaguers with at least 25 SB.

🔥 Between the 2 teams, hit .309 (25-for-81) with a .398 OBP vs. LHP.

🔥 Combined for a .988 fielding percentage at SS (6 E/509 TC)...Had a .990 mark with Salem (4 E/407 TC), best among Carolina League SS (min. 10 G)...Made just 1 miscue over his first 56 games through 7/5.

🔥 Led the Salem Sox with 21 SB in 23 chances (91.3%)...Was successful in his first 18 SB attempts before being caught for the 1st time in his 74th game of the season on 7/26.

🔥 Hit .294 (15-for-51) in 14 games before landing on the DL on 4/23 (right hamstring strain)...Activated on 5/12.

🔥 Was Boston's Minor League Defensive Player of the Month for May and the club's Minor League Base Runner of the Month for June (5 2B, 7 SB, 0 CS).

🔥 Reached safely in 21 straight games from 6/15-7/11 (.321, 26-for-81, 14 BB, .427 OBP).

🔥 Following the season, ranked by *Baseball America* as the best defensive infielder and as having the best infield arm among Red Sox prospects.

🔥 Rated by *Baseball America* as the No. 2 SS prospect in the Carolina League, the league's No. 10 prospect overall...Also tabbed as having the best infield arm in the CL.

2012: Was the Red Sox' No. 1 selection in the June Draft...Assigned to Short-A Lowell for his pro debut.

🔥 Led the Spinners and placed 2nd in the New York-Penn League with 24 SB...Also topped Lowell in runs (45), 2B (tied, 14), XBH (19), total bases (92), and BB (34)...Paced club qualifiers in OBP (.358)...Hit .341 (31-for-91) with runners on.

🔥 Split time between SS (29 games) and DH (35 games).

🔥 Hit 1st career HR on 6/26 at Tri-City...Hit a go-ahead solo shot in the 13th inning on 8/11 to give Lowell an eventual 6-5 win at Hudson Valley.

🔥 Chosen as Red Sox Minor League Base Stealer of the Month for July after swiping a NYPL-high 12 bases...Stole a season-high 3 bases on both 7/29 vs. State College and 8/15 vs. Aberdeen.

🔥 Following the season, ranked by *Baseball America* as BOS' No. 10 prospect and as the No. 2 SS prospect (No. 7 prospect overall) in the NYPL.

Personal

🔥 Full name is Deven Sommer Marrero.

🔥 Signed by Vaughn Williams (Red Sox).

🔥 Was the top defensive college player available in the 2012 June Draft and the 2nd-best collegiate athlete available overall, according to *Baseball America*.

🔥 Hit .325 (193-for-593) with 37 2B, 11 3B, 12 HR, 95 RBI, 102 runs, 45 BB, and 32 SB in 150 career games over 3 seasons at Arizona State University from 2010-12, earning all-conference honors in each year...Named a 1st-Team Pac-12 All-Conference selection, 1st-Team Academic All-District VIII selection, and picked for the Pac-12 All-Academic 2nd Team as a junior in 2012...Selected as the Pac-10 Defensive Player of the Year and earned 1st-Team All-Pac-10 honors in 2011...Named a Collegiate Baseball 1st-Team Freshman All-American in 2010 after setting a Sun Devils freshman record with a team-leading .397 AVG (62-for-156).

🔥 Chosen as a Cape Cod League All-Star in 2011, his 2nd season with Cotuit...Also led the Team USA National Collegiate Team with 19 hits and 14 RBI in 14 games in 2011.

🔥 Earned All-State and All-County honors with American Heritage (FL) High School as a junior in 2008 during the school's state and national title-winning season, a team that also included Eric Hosmer.

🔥 Selected by the Reds in the 17th round of the 2009 June Draft, but did not sign.

🔥 His cousin, 1B Chris Marrero, played for Triple-A Pawtucket in August and September 2015 and all of 2016, and signed with the Giants as a minor league free agent in November 2016...Also a 1st-round pick (Nationals in 2006 June Draft), Chris has played 39 ML games with WSH between 2011 and 2013...In addition, is the cousin of OF/1B Christian Marrero, a Phillies farmhand in 2016.

Deven Marrero, Continued

In the Community

Deven attended Red Sox Winter Weekend in 2016 and 2017, posing for pictures with fans, signing autographs, and taking part in panel discussions...Took part in the Red Sox Holiday Caravan events in 2015 and 2016, visiting Boston Children's Hospital, the Jimmy Fund, Beth Israel Deaconess Medical Center, Shriner's Hospital, Mass General Hospital for Children, Boston Medical Center, and the BASE...Also interacted with fans at Christmas at Fenway in December 2016...Teamed up with the Rhode Island Department of Health to raise awareness for the hazards of using chewing tobacco by recording a video that played before each Triple-A Pawtucket home game in 2016...In June 2016, participated in the Girls of Summer and Pablo's Pandas programs...In each of the past 3 spring trainings, has attended the Red Sox Foundation's Casino Night and participated in the "Day of Service" event to assist local community service programs...Also attended the JetBlue Park Open House in 2015 and 2016, and met with Jimmy Fund patients during their trips to Fort Myers in 2014 and 2016...During spring training in 2016, participated in the Children's Hospital of Southwest Florida Golf Classic and attended a Boys & Girls Club dinner...Visited Martinson Elementary School as part of a Rally Against Cancer in October 2015...Has greeted fans at the gates and participated in player/fan photo sessions before home games at Fenway Park...Was involved in local community outreach through his participation in the 2014 Red Sox Rookie Development Program, including visiting Boston Children's Hospital and painting murals at McKinley Middle School in Boston with members of the Red Sox Scholars program.

Deven Marrero's Career Record

YEAR	CLUB	AVG	G	AB	R	H	2B	3B	HR	RBI	SH	SF	HB	BB	SO	SB	CS	E
2012	Lowell	.268	64	246	45	66	14	3	2	24	2	1	1	34	48	24	6	9
2013	Salem	.256	85	332	50	85	20	0	2	21	1	0	1	42	60	21	2	4
	Portland	.236	19	72	7	17	0	0	0	5	1	2	0	10	16	6	0	2
2014	Portland	.291	68	268	42	78	19	2	5	39	0	3	2	34	57	12	7	6
	Pawtucket	.210	50	186	23	39	11	0	1	20	2	1	1	12	37	4	1	6
2015	Pawtucket	.256	102	375	49	96	13	1	6	29	5	4	2	33	87	12	5	18
	BOSTON	.226	25	53	8	12	0	0	1	3	0	0	0	3	19	2	1	1
2016	Pawtucket	.198	96	363	30	72	11	1	1	27	0	2	1	22	90	10	3	14
	BOSTON	.083	13	12	0	1	0	0	0	0	0	0	0	2	5	0	0	1
Major League Totals		.200	38	65	8	13	0	0	1	3	0	0	0	5	24	2	1	2
Minor League Totals		.246	484	1842	246	453	88	7	17	165	11	13	8	187	395	89	24	59

2009 Selected by the Cincinnati Reds in the 17th round of the June Draft (did not sign)

2012 Signed by the Boston Red Sox as a first-round selection (24th overall) in the June Draft

Additional Batting Statistics

YEAR	CLUB	OBP	SLG	OPS	TB	GDP
2015	BOSTON	.268	.283	.551	15	0
2016	BOSTON	.214	.083	.298	1	0
Major League Totals		.257	.246	.503	16	0

Career Fielding Record

YEAR	CLUB	POS	PCT.	G	GS	PO
2015	BOSTON	2B	1.000	3	1	1
		3B	.955	13	10	3
		SS	1.000	6	1	3
2016	BOSTON	2B	.875	6	2	2
		3B	1.000	4	1	0
		SS	1.000	4	0	1
		Career Totals		2B	.929	9
		3B	.963	17	11	3
		SS	1.000	10	1	4

Career Single-Game Highs

HITS	3, 9/16/15 at BAL
DOUBLES	None
HOME RUNS	1, 9/28/15 at NYY
RBI	1, 3 times, last 9/30/15 at NYY
RUNS SCORED	2, 9/16/15 at BAL
WALKS	1, 5 times, last 9/12/16 vs. BAL
STRIKEOUTS	3, 2 times, last 9/25/15 vs. BAL
STOLEN BASES	1, 2 times, last 9/23/15 vs. TB
HITTING STREAK	4, 9/12-16/15
EJECTIONS	None

Home Run Notes

MULTI-HOME RUN GAMES (0)
LEADOFF HOME RUNS (0)
GRAND SLAMS (0)
PINCH-HIT HOME RUNS (0)
EXTRA-INNING HOME RUNS (0)
GAME-ENDING HOME RUNS (0)
INSIDE-THE-PARK HOME RUNS (0)

72 KYLE MARTIN

RHP



Bats: Right • **Throws:** Right • **Height:** 6-6 • **Weight:** 240

Opening Day Age: 26 • **MLB Service:** None

Born: 1/18/1991 in Austin, TX

Resides: Austin, TX

Acquired: Selected in the ninth round of the 2013 June Draft

Contract Status: Signed through 2017

Career Highlights

- ⚡ Entering 5th professional season—all with the Red Sox organization—and 2nd in Major League Spring Training.
- ⚡ Enters the 2017 season ranked by *Baseball America* as the Red Sox' No. 18 prospect, as well as having the organization's best changeup.
- ⚡ Has averaged 9.5 SO and only 2.5 BB/9.0 IP in his career (229.1 IP, 242 SO, 63 BB)...His 10.2 SO/9.0 IP ratio (52 SO/46.0 IP) in 2015 led all Red Sox farmhands with at least 40.0 IP.
- ⚡ Participated in the Red Sox Rookie Development Program in January 2017.

2016: Made 36 relief appearances for Triple-A Pawtucket, finishing 3-4 with a 3.38 ERA (25 ER/66.2 IP) and going 6-for-6 in save opportunities.

- ⚡ Allowed 6 ER in 8.0 IP in his first 5 outings of the season, but posted a 2.91 ERA (19 ER/58.2 IP) and held opponents to a .215 AVG (45-for-209) in his remaining 31 games (beginning 4/25)...In his final 17 games (beginning 6/20), had a 2.29 ERA (9 ER/35.1 IP) and a .207 opponent AVG (25-for-121).
- ⚡ Did not allow a hit or a run in 4 outings against Rochester (11.1 IP, 10 SO).
- ⚡ Made 4 appearances in which he surrendered 0 hits in 3.0+ IP: 4/18 at Rochester (3.0 IP, 3 SO), 5/8 vs. Rochester (3.1 IP, 3 SO), 7/7 at Durham (3.1 IP, 2 BB, 6 SO), and 7/26 vs. Rochester (3.0 IP, HBP, 2 BB, 3 SO).
- ⚡ Held right-handed batters to a .306 SLG, allowing only 5 XBH in 144 AB.
- ⚡ Limited opposing hitters to a .154 AVG (10-for-65) with RISP.
- ⚡ Surrendered only 1 HR in his first 28 outings (50.1 IP).
- ⚡ Made 5 consecutive scoreless appearances from 5/4-17 (9.1 IP, 2 H, 13 SO).
- ⚡ In 9 outings from 6/20-7/26, allowed only 1 run in 19.0 IP (0.47 ERA)...Made 7 consecutive scoreless appearances from 6/20-7/17 and did not allow a hit in 4 straight from 6/27-7/7 (8.0 IP).
- ⚡ Following the season, was rated by *Baseball America* as having the best changeup in the organization.

2015: Limited to 27 appearances, all in relief, with Double-A Portland due to a DL stint of nearly 2 months...Also made 3 rehab appearances with the GCL Red Sox.

- ⚡ Combined to hold opponents to a .326 SLG, allowing only 6 XBH...Had a 3.3 SO/BB ratio (52 SO/16 BB).
- ⚡ Held lefties to a .195 AVG (17-for-87)...Posted a 1.86 ERA (4 ER/19.1 IP) in 12 road games while with Portland.
- ⚡ Struck out a season-high 6 batters in 2.2 IP on 4/11 vs. Reading (0 BB)...Allowed 0 ER in 9.1 IP from 4/29-5/15...Had 5 SO and 0 BB in 3.0 hitless innings on 5/11 vs. Trenton.
- ⚡ On the DL from 5/21-7/15 due to a right shoulder strain...Made 3 appearances, all scoreless, with the GCL Red Sox during a rehab assignment (4.0 IP, 3 H, 4 SO).
- ⚡ Returned to Portland and posted a 5.24 ERA (13 ER/22.1 IP) in his remaining 16 outings, 11 of which were scoreless.
- ⚡ Following the season, went 1-0 with 1 save, a 2.16 ERA (2 ER/8.1 IP), and a .194 opponent AVG (6-for-31, BB, 8 SO) in 6 appearances for Arizona Fall League champion Scottsdale.

2014: Led High-A Salem pitchers in games (tied, 35) and saves (10) and ranked 3rd in SO (82)...Ranked 4th among Carolina League relievers in SO/9.0 IP (9.15) and had the 2nd-lowest unintentional BB/9.0 IP ratio (1.67).

- ⚡ Made 12 scoreless appearances...Struck out at least 1 batter in 33 of his 35 outings and recorded multiple SO 25 times...Had 5 SO in 5 of his appearances.
- ⚡ Posted a 2.21 ERA (9 ER/36.2 IP) in his 16 outings from 4/25-6/28...Recorded 53 SO against only 6 BB in April, May, and June (49.1 IP).

2013: Made pro debut by posting a 1.25 ERA (5 ER/36.0) over 19 games between Short-A Lowell and Single-A Greenville.

- ⚡ Surrendered just 1 ER in 19.0 IP (0.47 ERA) with the Spinners before a 7/31 promotion to Greenville...Did not allow more than 1 ER in any of his 9 relief appearances with the Drive.

Kyle
Martin

Kyle Martin, Continued

Personal

- 🔴 Full name is Kyle Jared Martin.
- 🔴 Signed by Jon Adkins (Red Sox).
- 🔴 Married to Holly.
- 🔴 Pitched for 4 seasons at Texas A&M, where he finished his career ranked 3rd on the school's all-time appearances list (98)...Earned All-Big 12 Honorable Mention honors as a junior in 2012.
- 🔴 Played for former Red Sox pitcher Calvin Schiraldi at St. Michael's Catholic Academy in Austin...Was also a standout basketball player and student.
- 🔴 Originally selected by WSH in the 2009 June Draft (39th round) and CWS in the 2012 June Draft (35th round).

In the Community

As part of the Red Sox Rookie Development Program in January 2017, Kyle helped paint murals at Higginson-Lewis K-8 School and visited with patients at Boston Children's Hospital...During the 2016 season with Triple-A Pawtucket, was an active participant in all of the PawSox' free youth clinics...Assisted the Special Olympics of Rhode Island in their broadcasting efforts during their annual day at McCoy Stadium...Greeted fans at the club's annual Season Ticket Holder Barbeque, where he signed autographs and took pictures...Participated in the club's annual "Challenger Day", helping PawSox players and coaches put on a clinic for kids with various mental and physical disabilities...Joined his PawSox teammates in July to visit sick patients at Hasbro Children's Hospital...During spring training in 2016, took part in the Fort Myers "Day of Service" to help local community service organizations...Also took part in the Red Sox Foundation's Casino Night at JetBlue park in March 2016.

Kyle Martin's Career Record

YEAR	CLUB	W-L	ERA	G	GS	CG	SHO	SV	IP	H	R	ER	HR	HB	BB	SO	WP	BK
2013	Lowell	2-1	0.47	10	0	0	0	2	19.0	11	2	1	0	1	3	15	0	0
	Greenville	2-1	2.12	9	0	0	0	1	17.0	8	5	4	0	3	7	15	0	0
2014	Salem	4-5	4.02	35	0	0	0	10	80.2	84	41	36	11	10	16	82	13	2
2015	Portland	2-1	4.50	27	0	0	0	5	42.0	43	22	21	3	1	16	48	6	1
	GCL Red Sox	2-0	0.00	3	0	0	0	0	4.0	3	0	0	0	0	0	4	0	0
2016	Pawtucket	3-4	3.38	36	0	0	0	6	66.2	58	25	25	5	6	21	78	8	0
Minor League Totals		15-12	3.41	120	0	0	0	24	229.1	207	95	87	19	21	63	242	27	3

- 2009 Selected by the Washington Nationals in the 39th round of the June Draft (did not sign)
- 2012 Selected by the Chicago White Sox in the 35th round of the June Draft (did not sign)
- 2013 Signed by the Boston Red Sox as a ninth-round selection in the June Draft

RED SOX ALL-FENWAY PARK TEAM

As part of the 100th Anniversary Celebration of Fenway Park in 2012, the Red Sox presented an All-Fenway Park Team comprising the greatest 40 Red Sox players, and 3 managers, in Fenway Park history to appear in their positions of play. The All-Fenway Park Team was voted on by fans, historians, front office staff, and the club's historical and archival consultants. Below are the three teams that make up the 40-man roster along with the 3 managers of each team.

Starting Lineup (Voted By Fans)

Carlton Fisk – C
 Jimmie Foxx – 1B
 Dustin Pedroia – 2B
 Wade Boggs – 3B
 Nomar Garciaparra – SS
 Ted Williams – LF
 Fred Lynn – CF
 Dwight Evans – RF
 Pedro Martinez – RHP
 Lefty Grove – LHP
 Jonathan Papelbon – Closer
 David Ortiz – DH
 Terry Francona – Manager
 Bernie Carbo – PH
 Dave Roberts – PR

First Reserves

Jason Varitek – C
 Mo Vaughn – 1B
 Bobby Doerr – 2B
 Mike Lowell – 3B
 Johnny Pesky – SS
 Carl Yastrzemski – LF
 Dom DiMaggio – CF
 Trot Nixon – RF
 Roger Clemens – P
 Luis Tiant – P
 Tim Wakefield – P
 Dennis Eckersley – P
 Dick Radatz – P
 Joe Cronin – Manager

Second Reserves

Rich Gedman – C
 George Scott – 1B
 Jerry Remy – 2B
 Frank Malzone – 3B
 Rico Petrocelli – SS
 Jim Rice – LF
 Reggie Smith – CF
 Tony Conigliaro – RF
 Babe Ruth – P
 Smoky Joe Wood – P
 Curt Schilling – P
 Bill Lee – P
 Jim Lonborg – P
 Dick Williams – Manager

18 MITCH MORELAND



Bats: Left • **Throws:** Right • **Height:** 6-3 • **Weight:** 235

Opening Day Age: 31 • **MLB Service:** 6 years, 67 days

Born: 9/6/1985 in Amory, MS

Resides: Pelham, AL

Acquired: Signed as a free agent on 12/8/2016

Contract Status: Signed through 2017

Career Highlights

🔥 Entering his 11th professional season, his 1st in the Red Sox organization after signing a 1-year deal on 12/8/16.

🔥 Won the 2016 AL Rawlings Gold Glove Award at 1B...Has a career .9959 fielding percentage at 1B (22 E/5,313 TC), the 2nd-highest mark among active players with at least 500 games at the position (Paul Goldschmidt-.9962).

🔥 In his ML career, has hit .258 with a .457 SLG against RHP (491-for-1,904, 93 HR)...From 2015-16, batted .257 vs. LHP (64-for-249, 10 HR).

🔥 Batted .484 (15-for-31) as a pinch-hitter from 2014-16, the majors' highest AVG in that 3-year span (min. 15 AB)...Hit above .400 as a pinch-hitter in each of those seasons.

🔥 In his ML career with the bases loaded, has hit .359 (23-for-64) with 2 grand slams.

🔥 Has belted 20+ HR in 3 of the last 4 seasons...Hit a career-high 23 HR each in 2013 and 2015, and 22 in 2016.

🔥 Has appeared in 33 postseason games...Has hit .304 (7-for-23) and slugged .609 in 8 World Series contests...9 of his 21 postseason hits have been XBH (6 2B, 3 HR).

🔥 Was a standout pitcher at Amory (MS) High School and a 2-way player at Mississippi State...Made his lone ML pitching appearance in 2014 with TEX, recording a perfect 8th inning on 5/6 at COL.

2016: Won the AL Rawlings Gold Glove Award at 1B...Tied his career best with 147 games played and batted .233 (107-for-460) with 22 HR and 60 RBI.

🔥 Led the AL with a .998 fielding % (2 E/1,103 TC) in 139 games (118 starts) at 1B, the highest mark in club history (min. 100 games at 1B)...His .9982 mark ranked 2nd in MLB to LAD's Adrian Gonzalez (.9983)...Did not commit an error in his final 52 games of the season (last error: 7/31 vs. KC).

🔥 After the All-Star break, batted .382 vs. LHP (13-for-34, 3 2B, 2 HR).

🔥 Hit 14 of his 22 HR during a 52-game span from 6/8-8/13, posting a .316/.366/.645 batting line in that time.

🔥 Led the majors with a .750 SLG in July (19-for-56, 2 2B, 7 HR)...His 7 HR from 7/18-31 led the AL and were tied for most in the majors (also Jay Bruce and Jedd Gyorko).

🔥 Named AL Player of the Week for 7/25-31 (10-for-22, 5 HR, 9 RBI).

POSTSEASON: Appeared in all 3 ALDS games vs. TOR, going 2-for-8 with 2 2B and 2 RBI...Started Games 1 and 3.

2015: Matched his career high with 23 HR and established career bests in AVG (.278), hits (131), doubles (27), XBH (50), RBI (85), and SLG (.482) in 132 games (117 starts).

🔥 Ranked among team leaders in HR (T-1st), RBI (2nd), and OPS (3rd, .812).

🔥 Set a franchise record with 90 consecutive errorless games at 1B from 5/26-9/25...Finished with a .996 fielding percentage for the 3rd time in 4 seasons (also 2012-13).

🔥 Placed on the DL on 4/29 (retro to 4/28) and had surgery that day to remove bone chips from his left elbow...Procedure was performed by Rangers Team Physician Dr. Keith Meister...Reinstated on 5/13.

🔥 Named Rangers Player of the Month for June after batting .323 (32-for-99) with 9 HR and 25 RBI.

🔥 Had a pair of career-high 11-game hitting streaks from 5/16-27 and 6/4-16.

🔥 Each of his 5 hits from 6/27-30 was a HR...Hit 2 HR on 6/29 at BAL and again on 6/30 at BAL, becoming the 8th player in Rangers history to record multiple HR in consecutive games...Also hit 2 HR on 7/11 vs. SD.

POSTSEASON: Went 0-for-13 in the ALDS vs. TOR...Endured a stomach illness on the eve of the series.

2014: Missed majority of season following ankle surgery in June...Hit .246 (41-for-167) in 52 games.

🔥 Started 2 of the Rangers' first 41 games at 1B, but started 20 of their next 21 following an injury to Prince Fielder.

🔥 On 5/6 at COL, became the 6th position player in TEX history to pitch in a game, working a perfect 8th inning...Had a pinch-hit single earlier in that game, becoming the first position player to record a pinch hit and then pitch in the same game since SF's Greg Litton on 7/4/91 vs. HOU (source: Elias).

🔥 Placed on the 15-day DL on 6/8 with Os Trigonum Syndrome in his left ankle...Underwent season-ending reconstructive surgery on 6/23, performed by Dr. Robert Anderson in Charlotte, NC...Transferred to 60-day DL on 7/24.

HIGHEST FIELDING % AT 1B, ACTIVE PLAYERS

1. Paul Goldschmidt	.9962
2. Mitch Moreland	.9959
3. Adrian Gonzalez	.9953
<i>Min. 500 games at 1B</i>	

Mitch
Moreland

Mitch Moreland, Continued

2013: Hit .232 (107-for-462) with 24 2B, 23 HR, and 60 RBI in 147 games with TEX.

- 🔥 Posted a .996 fielding percentage at 1B (5 E/1,146 TC) for the 2nd consecutive season...Did not commit an error in 67 consecutive games at 1B from 7/9-9/25, making 55 starts and totaling 471 chances in that span.
- 🔥 Batted .300 (30-for-100) with a .979 OPS in May...Hit 6 HR in a 9-game span from 5/5-14 (2 HR on 5/14 at OAK).
- 🔥 On the DL a with right hamstring strain from 6/6-20.
- 🔥 Hit 5 HR in an 11-game span from 8/23-9/3.

2012: Batted .275 (90-for-327) and slugged .468 with 15 HR and 50 RBI in his 2nd ML season.

- 🔥 Hit .324 with a .976 OPS in May (24 G) and batted .329 with a .937 OPS in August (28 G).
- 🔥 Missed 31 games while on the DL from 6/20-7/29 with a strained left hamstring.

POSTSEASON: Struck out as a pinch-hitter in his lone PA in the Rangers' Wild Card Game loss to BAL.

2011: In 1st full ML season, made 89 starts at 1B, 27 in RF, and 7 at DH.

- 🔥 6 of his 16 HR were game-winners, including an 11th-inning, walk-off blast on 6/21 vs. HOU.
- 🔥 Hit 8 HR to lead off an inning, tied for 10th-most in the AL.
- 🔥 Tied an AL record for 1B by participating in 6 double plays on 4/15 at NYY.
- 🔥 Underwent arthroscopic surgery to remove the pisiform bone from his right wrist on 12/1...Procedure was performed by Dr. Tom Graham in Cleveland, OH.

POSTSEASON: Appeared in 9 postseason games, with TEX going 7-1 in his 8 starts...Started Games 4 and 5 of the World Series and appeared as a defensive replacement in Game 6...His solo HR in Game 5 marked his 2nd career World Series HR batting 9th, making him just the 4th player ever to hit 2 HR from that spot in the Fall Classic.

2010: Made ML debut, starting 41 of the Rangers' final 61 games after a 7/29 recall from Triple-A Oklahoma City...Made 37 starts at 1B and 4 in RF.

- 🔥 From the time of his recall through the end of the season, led TEX in HR (tied, 9) and BB (25).
- 🔥 Went 2-for-4 in his ML debut on 7/29 vs. OAK...Singled off Vin Mazzaro in his 1st PA...Hit safely in his first 5 ML games...Hit his 1st HR on 8/13 vs. BOS off Josh Beckett...Hit 2 HR on 9/26 at OAK and again on 10/1 vs. LAA.
- 🔥 Over his last 45 Triple-A games, batted .345 (57-for-165) with 9 HR and 40 RBI.

POSTSEASON: Started 13 of the Rangers' 16 postseason games and appeared in 15...Led TEX regulars in AVG (.348) and OBP (.400)...Hit safely in 13 of his final 14 games and was the only Ranger with a hit in all 5 World Series games vs. SF...Hit a 3-run HR off Jonathan Sanchez in Game 3, becoming the 1st left-handed batter in ML history to homer off a LHP in the WS after never previously homering off a lefty in a regular season or postseason game.

2009: Named the Rangers' Tom Grieve Minor League Player of the Year after batting .331 (156-for-471) with 16 HR and 85 RBI in 116 games between High-A Bakersfield and Double-A Frisco.

- 🔥 Led Rangers minor leaguers in AVG and ranked 5th in RBI.
- 🔥 Named the organization's Player of the Month for May.
- 🔥 Promoted to Frisco on 5/26...At that time, led the California League in doubles (19).
- 🔥 Placed on the DL on 8/14 with a fracture in his right foot and missed the remainder of the season.
- 🔥 Following the season, hit .300 (21-for-70) with 3 HR and 12 RBI in 18 games for Surprise in the Arizona Fall League.

2008: Spent entire season with Single-A Clinton...Named a Midwest League mid- and postseason All-Star...Led the league in AVG (.324), RBI (99), SLG (.536), and XBH (59).

- 🔥 Also ranked among league leaders in hits (2nd, 151), OBP (2nd, .400), doubles (3rd, 37), and HR (5th, 18).
- 🔥 Finished 2nd in league MVP voting to Beloit's Ben Revere.
- 🔥 Was the starting RF for the West Division in the Midwest League All-Star Game.
- 🔥 Named Midwest League Player of the Week for 8/11-17.
- 🔥 Also appeared in 2 games as a pitcher (2.0 IP, 2 H, ER, 3 SO, BB, 4.50 ERA).

2007: Spent entire season with Short-A Spokane in pro debut.

Personal

- 🔥 Full name is Mitchell Austin Moreland.
- 🔥 Signed by Art Gardner (Rangers).
- 🔥 He and his wife, the former Susannah Higgins, were married on 11/13/11...They have a son, Crue Howell (born 7/25/12), and a daughter, Swayze Ann (born 10/17/14).
- 🔥 Played 3 seasons (2005-07) at Mississippi State, where he hit .332 (144-for-434, 37 2B, 17 HR) with 91 RBI in 129 games...Also went 5-0 with 2 saves, a 3.31 ERA (12 ER/32.2 IP), and 45 SO in 25 pitching appearances, all in relief.
- 🔥 Graduated in 2004 from Amory (MS) High School, where he went 25-2 in 3 varsity seasons...Went 7-1 with a 0.53 ERA and averaged 18.3 SO/9.0 IP as a senior (55.0 IP, 112 SO)...Named a 2004 Louisville Slugger All-American.

In the Community

Mitch signed autographs and posed for pictures with fans at Red Sox Winter Weekend in January 2017... Chaired the annual Rangers Baseball Tomorrow Fund Equipment Drive, which partners with the Texas Rangers Baseball Foundation to request much needed equipment for the Jr. RBI and RBI programs in Arlington and Dallas... In 2013, personally asked teammates to make a donation to the drive, with the funds being used to build a playground in West, TX, as the city continued its recovery from the April 2013 industrial plant explosion... Also participated in the 2015-16 Rangers winter caravan and fan fest.

Mitch Moreland's Career Record

YEAR	CLUB	AVG	G	AB	R	H	2B	3B	HR	RBI	SH	SF	HB	BB	SO	SB	CS	E
2007	Spokane	.259	27	108	10	28	7	1	2	15	1	1	0	8	25	1	0	2
2008	Clinton	.324	122	466	64	151	37	4	18	99	0	5	2	60	67	2	4	10
2009	Bakersfield	.341	43	170	34	58	19	0	8	26	0	2	4	21	26	1	0	2
	Frisco	.326	73	301	51	98	19	3	8	59	0	2	1	23	42	1	1	2
2010	Oklahoma City	.289	95	353	52	102	29	2	12	65	2	7	3	47	63	2	1	3
	TEXAS	.255	47	145	20	37	4	0	9	25	0	2	1	25	36	3	1	3
2011	TEXAS	.259	134	464	60	120	22	1	16	51	2	3	4	39	92	2	2	5
2012	TEXAS	.275	114	327	41	90	18	0	15	50	2	4	1	23	71	1	1	3
	Round Rock	.167	2	6	0	1	0	0	0	0	0	0	0	0	2	0	0	0
	Frisco	.308	3	13	4	4	2	0	0	1	0	0	1	0	2	0	0	0
2013	TEXAS	.232	147	462	60	107	24	1	23	60	0	8	3	45	117	0	0	5
	Frisco	.500	3	12	3	6	3	0	1	3	0	0	0	0	1	0	0	0
2014	TEXAS	.246	52	167	18	41	9	1	2	23	2	2	1	12	43	0	0	3
2015	TEXAS	.278	132	471	51	131	27	0	23	85	0	5	7	32	112	1	0	4
	Round Rock	.000	4	11	2	0	0	0	0	0	0	0	0	6	1	0	0	0
2016	TEXAS	.233	147	460	49	107	21	0	22	60	0	0	8	35	118	1	0	2
Major League Totals		.254	773	2496	299	633	125	3	110	354	6	24	25	211	589	8	4	25
Minor League Totals		.311	372	1440	220	448	116	10	49	268	3	17	11	165	229	7	6	19

- 2007 Signed by the Texas Rangers as a 17th-round selection in the June Draft
- 2012 On disabled list with a left hamstring strain, 6/20-7/29
- 2013 On disabled list with a right hamstring strain, 6/6-20
- 2014 On disabled list with Os Trigonum Syndrome in his left ankle, 6/8 through remainder of season
- 2015 On disabled list recovering from left elbow surgery, 4/28-5/12
- 2016 Signed by the Boston Red Sox as a free agent, 12/8

Additional Batting Statistics

YEAR	CLUB	OBP	SLG	OPS	TB	GDP
2010	TEXAS	.364	.469	.833	68	3
2011	TEXAS	.320	.414	.733	192	9
2012	TEXAS	.321	.468	.789	153	8
2013	TEXAS	.299	.437	.736	202	10
2014	TEXAS	.297	.347	.644	58	7
2015	TEXAS	.330	.482	.812	227	9
2016	TEXAS	.298	.422	.720	194	8
Major League Totals		.315	.438	.754	1094	54

Postseason Record

AVG	G	AB	R	H	2B	3B	HR	RBI	SH	SF	HB	BB	SO	SB	CS	E
.216	33	97	8	11	21	6	0	3	13	1	0	1	9	22	0	3

Wild Card Record

YEAR	CLUB	AVG	G	AB	R	H	2B	3B	HR	RBI	SH	SF	HB	BB	SO	SB	CS	E
2012	TEX vs. BAL	.000	1	1	0	0	0	0	0	0	0	0	0	0	1	0	0	0

Division Series Record

YEAR	CLUB	AVG	G	AB	R	H	2B	3B	HR	RBI	SH	SF	HB	BB	SO	SB	CS	E
2010	TEX vs. TB	.200	4	15	1	3	3	0	0	1	0	0	0	0	3	0	0	0
2011	TEX vs. TB	.100	3	10	1	1	0	0	1	2	0	0	1	1	1	0	0	0
2015	TEX vs. TOR	.000	5	13	0	0	0	0	0	1	0	0	0	2	3	0	0	1
2016	TEX vs. TOR	.250	3	8	1	2	2	0	0	2	0	0	0	1	1	0	0	0
Division Series Totals		.130	15	46	3	6	5	0	1	6	0	0	1	4	8	0	0	1

League Championship Series Record

YEAR	CLUB	AVG	G	AB	R	H	2B	3B	HR	RBI	SH	SF	HB	BB	SO	SB	CS	E
2010	TEX vs. NYY	.389	6	18	3	7	0	0	0	3	1	0	0	2	2	0	0	0
2011	TEX vs. DET	.111	3	9	0	1	0	0	0	0	0	0	0	1	5	0	0	1
LCS Totals		.296	9	27	3	8	0	0	0	3	1	0	0	3	7	0	0	1

World Series Record

YEAR	CLUB	AVG	G	AB	R	H	2B	3B	HR	RBI	SH	SF	HB	BB	SO	SB	CS	E
2010	TEX vs. SF	.462	5	13	1	6	1	0	1	3	0	0	0	2	4	0	0	1
2011	TEX vs. STL	.100	3	10	1	1	0	0	1	1	0	0	0	0	2	0	0	0
World Series Totals		.304	8	23	2	7	1	0	2	4	0	0	0	2	6	0	0	1

Mitch Moreland, Continued

Career Fielding Record

YEAR	CLUB	POS	PCT.	G	GS	PO	A	E	TC	DP
2010	TEXAS	1B	.993	40	37	289	16	2	307	18
		OF	.909	7	4	10	0	1	11	0
2011	TEXAS	1B	.995	99	89	731	54	4	789	88
		OF	.982	34	28	55	0	1	56	0
2012	TEXAS	1B	.996	95	82	691	57	3	751	68
		OF	1.000	3	0	3	0	0	3	0
2013	TEXAS	1B	.996	146	129	1045	96	5	1146	108
		OF	-	1	0	0	0	0	0	0
2014	TEXAS	1B	.989	22	22	158	14	2	174	15
		OF	.800	2	2	4	0	1	5	0
2015	TEXAS	1B	.996	120	110	975	64	4	1043	109
2016	TEXAS	1B	.998	139	118	1036	65	2	1103	138
Career Totals		1B	.996	661	587	4925	366	22	5313	544
		OF	.960	47	34	72	0	3	75	0

Career Single-Game Highs

HITS	4, 8/13/15 at MIN
DOUBLES	2, 7 times, last 9/9/16 at LAA
HOME RUNS	2, 10 times, last 7/28/16 vs. KC
RBI	5, 3 times, last 8/22/12 vs. BAL
RUNS SCORED	3, 4 times, last 6/2/15 vs. CWS
WALKS	3, 4 times, last 9/2/13 at OAK
STRIKEOUTS	4, 9/13/16 at HOU
STOLEN BASES	1, 8 times, last 8/10/16 vs. COL
HITTING STREAK	11, 2 times, last 6/4-16/15
EJECTIONS (1)	9/19/16 vs. LAA (HP, Kerwin Danley)

Home Run Notes

MULTI-HOME RUN GAMES (10)

2-HOME RUN GAMES (10)

9/26/10 at OAK; 10/1/10 vs. LAA; 8/19/11 at CWS; 5/17/12 vs. OAK; 5/14/13 at OAK; 6/29/15 at BAL; 6/30/15 at BAL; 7/11/15 vs. SD; 6/10/16 at SEA; 7/28/16 vs. KC

LEADOFF HOME RUNS (0)

GRAND SLAMS (2)

8/22/12 vs. BAL off Tommy Hunter; 8/27/16 vs. CLE off Carlos Carrasco

PINCH-HIT HOME RUNS (2)

6/9/12 at SF off Ryan Vogelsong; 8/23/13 at CWS off Dylan Axelrod

EXTRA-INNING HOME RUNS (2)

6/21/11 vs. HOU off Enderio Del Rosario (11th); 5/14/13 at OAK off Chris Resop (10th)

GAME-ENDING HOME RUNS (2)

6/21/11 vs. HOU off Enderio Del Rosario; 7/30/16 vs. KC off Brooks Pounders

INSIDE-THE-PARK HOME RUNS (0)

RED SOX ALL-TIME TEAMS

Voted By Fans In 1982

FIRST TEAM

C	Carlton Fisk
1B	Jimmie Foxx
2B	Bobby Doerr
3B	Rico Petrocelli
SS	Rick Burleson
OF	Ted Williams
OF	Carl Yastrzemski
OF	Dwight Evans
RHP	Cy Young
LHP	Babe Ruth
REL	Dick Radatz
MGR	Dick Williams

SECOND TEAM

C	Birdie Tebbetts
1B	George Scott
2B	Jerry Remy
3B	Frank Malzone
SS	Johnny Pesky
OF	Jim Rice
OF	Dom DiMaggio
OF	Fred Lynn
RHP	Luis Tiant
LHP	Lefty Grove
REL	Sparky Lyle
MGR	Joe Cronin

Voted By Fans In 1969

C	Birdie Tebbetts
1B	Jimmie Foxx
2B	Bobby Doerr
3B	Frank Malzone
SS	Joe Cronin
OF	Ted Williams
OF	Carl Yastrzemski
OF	Tris Speaker
RHP	Cy Young
LHP	Lefty Grove

GREATEST PLAYER: Ted Williams

GREATEST PLAYER: Ted Williams

71 EDGAR OLMOS

LHP



Bats: Left • **Throws:** Left • **Height:** 6-4 • **Weight:** 221

Opening Day Age: 26 • **MLB Service:** 83 days

Born: 4/12/1990 in Sylmar, CA

Resides: Van Nuys, CA

Acquired: Signed as a minor league free agent on 11/15/2016

Contract Status: Signed through 2017

Non-Roster Invitee

Career Highlights

- Has pitched in 11 ML games (2 starts) between MIA (2013) and SEA (2015).
- Each of his first 71 pro appearances came as a starter...Moved to the bullpen midway through the 2012 season.
- Made his ML debut in 2013 with MIA before having ever appeared at a level higher than Double-A.
- Participated in the Red Sox Rookie Development Program in January 2017.

2016: Spent entire season with Triple-A Norfolk in his Orioles organization debut...Went 4-4 with a 2.88 ERA (22 ER/68.2 IP) and 76 SO in 42 appearances, all in relief.

- Began 2016 in the Cubs organization, but was acquired by BAL on 3/24 in exchange for a player to be named later.
- Held left-handed hitters to a .217 AVG (15-for-69) with 24 SO and only 1 HR allowed.
- Beginning 6/24, posted a 1.86 ERA (8 ER/38.2 IP) and a .209 opponent AVG in 20 appearances.
- Pitched 2.0+ innings 19 times, going 4-0 with a 2.14 ERA in those games (46.1 IP, 36 H, 11 ER, 0 HR, 48 SO).
- Pitched 3.0 or more innings 3 times, posting a 0.75 ERA and a .083 opponent AVG in those games (12.0 IP, 3 H, ER)...Allowed only 1 hit in 4.2 scoreless innings on 6/24 at Columbus...Pitched 3.0 hitless innings on 8/3 at Durham.

2015: Made 6 appearances (2 starts) with SEA, but spent majority of season with Triple-A Tacoma.

- Claimed off waivers by TEX on 2/24, but was returned to SEA after being diagnosed with a left shoulder impingement...Began the season on the ML 15-day disabled list...Reinstated on 5/20 and optioned to Tacoma that day.
- Did not allow a run in his final 5 outings with Tacoma (13.0 IP), including his only minor league starts of the season on 7/30 at El Paso (4.0 IP, 4 H) and 8/11 vs. Sacramento (5.0 IP, 0 H).
- Recalled by SEA on 8/17...Did not allow a run in his first 4 outings, all in relief from 8/17-25 (7.2 IP)...His final 2 appearances came as a starter (6.1 IP, 7 ER)...Optioned back to Tacoma on 9/6.
- Claimed off waivers by CHC on 12/4, by BAL on 12/10, and again by CHC on 12/23.

2014: Went 3-3 with 3 saves and a 4.06 ERA (35 ER/77.2 IP) in 51 appearances, all in relief, between Double-A Jacksonville (18 G) and Triple-A New Orleans (33 G).

- Led Marlins minor leaguers in relief innings and ranked 2nd in appearances.
- Began the season with Jacksonville before being promoted to New Orleans on 5/28.
- Recalled by MIA on 8/8 but did not appear in that night's game at CIN...Optioned to New Orleans after the game.
- Following the season, made 9 relief appearances for Salt River in the Arizona Fall League.
- Claimed off waivers by SEA on 11/20.

2013: Made his ML debut in June, but spent a majority of the season with Double-A Jacksonville.

- Allowed only 1 HR in 28 minor league appearances (50.1 IP).
- Posted a 1.27 ERA (4 ER/28.1 IP) in 19 appearances with the Suns before his 1st ML recall on 6/3.
- Pitched 1.1 scoreless innings in his ML debut on 6/3 at PHI...Entered the game in the 6th inning with 2 outs and the bases loaded and did not allow any runners to score, getting Ryan Howard to ground out to 2B.
- Made 5 appearances with MIA before being optioned on 6/17 to Jacksonville, where he spent the remainder of the season.
- Following the season, made 12 relief appearances for Glendale in the Arizona Fall League.

Edgar Olmos, Continued

2012: Went 1-6 with a 3.74 ERA (44 ER/106.0 IP) between High-A Jupiter (24 G, 13 GS) and Double-A Jacksonville (9 G, 1 GS)...Posted a 2.16 ERA (8 ER/33.1 IP) as a reliever.

👉 Had a 0.71 ERA (1 ER/12.2 IP) in his final 8 outings of the season, all with Jacksonville.

👉 Added to the Marlins' 40-man roster on 11/20.

2011: Spent entire season with High-A Jupiter...Led the team in starts (28) and ranked 3rd in innings (127.2) and strikeouts (101).

2010: Spent entire season with Single-A Greensboro and ranked among team leaders in starts (2nd, 25), innings (3rd, 117.1), and strikeouts (4th, 108)...Had 10 SO on 4/26 vs. Lakewood.

2009: Missed a majority of the season recovering from offseason shoulder surgery.

2008: Made 1 start in his professional debut with the Rookie-level Gulf Coast League Marlins.

Personal

👉 Full name is Edgar Olmos.

👉 Signed by Tim McDonnell (Marlins).

👉 He and his wife, Jordan, have 2 daughters, Siena and Harper.

In the Community

As part of the Red Sox Rookie Development Program in January 2017, Edgar helped paint murals at Higginson-Lew-Is K-8 School and visited with patients at Boston Children's Hospital.

Edgar Olmos's Career Record

YEAR	CLUB	W-L	ERA	G	GS	CG	SHO	SV	IP	H	R	ER	HR	HB	BB	SO	WP	BK
2008	GCL Marlins	0-0	0.00	1	1	0	0	0	1.2	2	0	0	0	1	0	5	0	0
2009	GCL Marlins	0-0	0.00	2	2	0	0	0	5.0	1	0	0	0	0	2	5	0	0
	Jamestown	0-0	2.25	1	1	0	0	0	4.0	3	1	1	0	0	2	4	1	0
2010	Greensboro	3-9	4.37	25	25	0	0	0	117.1	122	68	57	9	16	59	108	7	2
2011	Jupiter	4-17	6.63	28	28	0	0	0	127.2	167	110	94	13	10	81	101	16	2
2012	Jupiter	1-5	4.33	24	13	0	0	0	89.1	83	50	43	5	7	48	78	10	0
	Jacksonville	0-1	0.54	9	1	0	0	0	16.2	8	1	1	0	0	16	13	2	0
2013	Jacksonville	4-2	2.50	38	0	0	0	1	50.1	47	20	14	1	1	27	41	6	0
	MIAMI	0-1	7.20	5	0	0	0	0	5.0	7	9	4	2	0	3	2	0	0
2014	Jacksonville	1-0	4.44	18	0	0	0	2	26.1	22	16	13	5	1	13	16	1	0
	New Orleans	2-3	3.86	33	0	0	0	1	51.1	49	24	22	4	2	17	44	2	0
2015	Tacoma	1-1	3.55	20	2	0	0	1	33.0	32	14	13	0	6	13	34	3	0
	SEATTLE	1-0	4.50	6	2	0	0	0	14.0	16	8	7	1	1	8	4	1	0
2016	Norfolk	4-4	2.88	42	0	0	0	0	68.2	63	26	22	4	2	28	76	5	1
Major League Totals		1-1	5.21	11	2	0	0	0	19.0	23	17	11	3	1	11	6	1	0
Minor League Totals		20-42	4.26	241	73	0	0	5	591.1	599	330	280	41	46	306	525	53	5

2008 Signed by the Florida Marlins as a third-round selection in the June Draft

2014 Claimed off waivers by the Seattle Mariners, 11/20

2015 On the disabled list with a left shoulder impingement, 3/30-5/19

2015 Claimed off waivers by the Chicago Cubs, 12/4

2015 Claimed off waivers by the Baltimore Orioles, 12/10

2015 Claimed off waivers by the Chicago Cubs, 12/23

2016 Acquired by the Baltimore Orioles in exchange for a player to be named later, 3/24

2016 Signed by the Boston Red Sox as a minor league free agent, 11/15

Career Fielding Record

YEAR	CLUB	POS	PCT.	G	GS	PO	A	E	TC	DP
2013	MIAMI	P	.500	5	0	0	1	1	2	0
2015	SEATTLE	P	1.000	6	2	0	1	0	1	0
Career Totals		P	.667	11	2	0	2	1	3	0

Career Single-Game Highs

INNINGS PITCHED	5.0, 8/30/15 at CWS (start) 3.2, 8/25/15 vs. OAK (relief)
STRIKEOUTS	2, 8/30/15 at CWS (start) 2, 6/15/13 vs. STL (relief)
HITS ALLOWED	6, 9/4/15 at OAK (start) 3, 2 times, last 8/25/15 vs. OAK (relief)
RUNS ALLOWED	5, 9/4/15 at OAK (start) 4, 2 times, last 6/12/13 vs. MIL (relief)
WALKS ALLOWED	5, 8/30/15 at CWS (start) 2, 2 times, last 8/25/15 vs. OAK (relief)
HOME RUNS ALLOWED	1, 9/4/15 at OAK (start) 1, 2 times, last 6/15/13 vs. STL (relief)
EJECTIONS	None
SCORELESS STREAK	7.2, 8/17-25/15

60 HENRY OWENS

LHP



Bats: Left • **Throws:** Left • **Height:** 6-6 • **Weight:** 234
Opening Day Age: 24 • **MLB Service:** 100 days
Born: 7/21/1992 in Orange, CA
Resides: Huntington Beach, CA
Acquired: Selected in the supplemental round (36th overall) of the 2011 June Draft
Contract Status: Signed through 2017

Career Highlights

- Entering 6th professional season...Was Boston's 3rd pick in the 2011 June Draft (36th overall), the supplemental selection for the loss of 1B/C Victor Martinez to the Tigers...Made pro debut in 2012.
 - Has made 16 ML starts...Allowed 0 or 1 ER in 6 of his first 11 career ML outings, all as a starter over the last 2 months of the 2015 season...Since 1913, only 2 other Red Sox pitchers have had as many 0- or 1-ER starts within their first 11 ML games: Eduardo Rodriguez in 2015 (7) and Dave Ferriss in 1945 (6).
 - Entered both 2014 and 2015 as Boston's No. 2 prospect and top-rated pitching prospect, according to *Baseball America*...Chosen as having the best changeup in the Red Sox' minor league system following each of his first 3 minor league seasons (2012-14).
 - Has 577 SO in the minor leagues over the last 4 seasons (2013-16), the most by any left-handed pitcher and 2nd among all minor leaguers to Pirates RHP Tyler Glasnow (601)...Has averaged 9.7 SO/9.0 IP in 120 career minor league outings (119 starts).
 - Named to *Baseball America's* 2014 Minor League All-Star First Team after leading all minor leaguers in wins (17-5) and finishing 4th in SO (170) with a 2.94 ERA between Double-A Portland and Triple-A Pawtucket.
 - Chosen as the Eastern League's 2014 Pitcher of the Year after leading the league with 14 wins—a Sea Dogs single-season record—and 126 SO in 20 starts...Also tabbed by *Baseball America* as the No. 1 pitching prospect in the EL.
 - In 2013, selected to *Baseball America's* Minor League All-Star Second Team and as the publication's High-A Pitcher of the Year...Led full-season minor league qualifiers in opponent AVG (.177) and topped all minor leaguers (min. 120.0 IP) with 11.3 SO/9.0 IP between High-A Salem and Double-A Portland.
 - Has been a part of 2 minor league no-hitters...Tossed a rain-shortened, 6.0-inning no-hitter in Double-A Portland's 2014 season opener (4/3/14 at Reading), and threw the first 6.0 innings of High-A Salem's 3-pitcher no-hitter on 7/17/13 at Frederick...Also lost a no-hitter with 2 outs in the 8th inning on 7/16/16 vs. Charlotte.
- 2016: Made 5 starts over 3 stints with BOS...Also made 24 starts for Triple-A Pawtucket, finishing among International League leaders with a 3.53 ERA (6th), 10 wins (T-6th), 135 SO (4th), and a .217 opponent AVG (2nd).**

MOST STRIKEOUTS IN MINOR LEAGUE BASEBALL, 2013-16

Pitcher	SO	Org.
Tyler Glasnow	601	Pirates
Henry Owens	577	Red Sox
Jose Berrios	540	Twins

- His 135 SO, .217 opponent AVG, and 8.83 SO/9.0 IP led all IL lefties, while his 3.53 ERA placed 2nd in that group.
- Posted a 2.98 ERA (35 ER/105.2 IP) in 18 starts at night, compared to a 5.34 mark (19 ER/32.0 IP) in 6 day starts.
- Earned the win for Pawtucket on Opening Day vs. Buffalo, tossing 6.0 1-hit frames and striking out 8...Named 2016's first IL Pitcher of the Week for 4/7-10.
- In 3 starts from 4/8-18 prior to his 1st recall, allowed just 2 ER and 8 hits over 18.0 IP (1.00 ERA, 23 SO).
- Recalled by BOS on 4/24 and made 3 starts over his 1st ML stint of the season, earning a no-decision in each of those starts (5.11 ERA)...The Red Sox went 3-0 in those games.
- Threw a quality start in his only outing at Fenway on 4/29 vs. NYY (6.0 IP, 6 H, 2 R).
- Optioned to the PawSox on 5/6 and won each of his next 2 starts, including a 7.0-inning shutout performance on 5/10 at Scranton/Wilkes-Barre, lowering his ERA to 0.72.
- In the 1st game of a doubleheader vs. Syracuse on 6/21, came within 2 outs of a 7.0-inning no-hitter, finishing with a 1-hit complete-game shutout as the PawSox won, 2-0.
- Also took a no-hit bid into the 8th inning on 7/16 vs. Charlotte before allowing a 2-out infield single...With a season-high 7.2 IP, matched the longest no-hit bid of his career (also 5/8/14 with Portland vs. New Hampshire).
- After the All-Star break, went 5-2 with a 2.63 ERA (16 ER/54.2 IP) in 9 Triple-A starts...In his first 3 August starts, allowed 2 ER over 18.0 IP (1.00 ERA), striking out 20 and limiting opposing hitters to a .200 AVG.
- Recalled by BOS on 8/21 and made his 4th ML start of the season that day in DET (5.0 IP, 6 H, 8 ER, 5 BB).
- Returned to Pawtucket on 8/22 and went 2-1 with a 2.45 ERA (5 ER/18.1 IP) in his final 3 minor league starts.
- Called up for his final ML stint on 9/9...Made his 5th ML start of the season on 9/29 at NYY (L, 4.2 IP, 2 ER, 6 SO).

Henry Owens, Continued

2015: Made 11 starts for the Red Sox in his ML debut, slotting into the rotation for the final 2 months of the season after beginning the year with 21 starts for Triple-A Pawtucket.

👉 Held opponents to 0 or 1 ER in 6 of his starts...Was just the 3rd Red Sox since 1914 to begin his career with 6 such starts within his first 11 career games, along with Eduardo Rodriguez (7 of first 11 in 2015) and Dave Ferriss (6 of first 11 in 1945).

👉 Allowed 7 ER in 3 of his 11 starts...Gave up 11 total ER in his other 8 outings (1.94 ERA, 51.0 IP).

👉 Was recalled from Pawtucket on 8/4 to make his ML debut at Yankee Stadium...Allowed 3 runs in 5.0 IP and suffered the 13-3 loss...At 23 years and 14 days old, was the youngest Red Sox pitcher to debut at NYY as a starter since Billy Rohr on 4/14/67 (21 years, 287 days).

👉 In his 2nd career start on 8/9 at DET, earned his 1st ML win, allowing just 1 run on 3 hits in 5.0 IP...Defeated Justin Verlander (5.0 IP, 3 H, 1 R/ER, 4 BB, 2 SO) to become the 1st Red Sox ever to earn his 1st career win over a former Cy Young Award winner (source: Elias Sports Bureau).

👉 Fanned 10 batters in his 3rd start on 8/16 vs. SEA but gave up 7 runs...At 23 years and 26 days old, was the youngest Red Sox pitcher to reach 10 SO since Jon Lester on 6/21/06 vs. WSH (22 years, 165 days)...Also became the 3rd pitcher in Red Sox history to tally 10+ SO in his Fenway debut, joining Pedro Martinez (12 on 4/11/98 vs. SEA) and Don Aase (11 on 7/26/77 vs. MIL).

👉 On 8/21 vs. KC, went a season-high 8.0 IP and allowed just 1 ER to pick up his 2nd win.

👉 Did not allow a run over 16.0 consecutive IP from 9/8-22, the longest scoreless streak by a Red Sox all year.

👉 In 4 starts from 9/8-27, posted a 1.61 ERA (5 ER/28.0 IP), including 3 straight starts pitching into the 8th inning...Led Boston with 4 starts longer than 7.0 IP in the 2nd half.

👉 Began the year with the PawSox, going 3-8 in 21 starts despite leading team pitchers and finishing 10th in the International League with a 3.16 ERA (43 ER/122.1 IP)...Led IL qualifiers with a .193 opponent AVG.

👉 Following the season, was ranked by *Baseball America* as the No. 8 prospect in the IL.

2014: Led the minor leagues in wins, going 17-5 with a 2.94 ERA (52 ER/159.0 IP) in 26 starts between Double-A Portland and Triple-A Pawtucket...Named to *Baseball America's* Minor League All-Star First Team and tabbed Red Sox Minor League Pitcher of the Year.

👉 Named Eastern League Pitcher of the Year...Also selected by *Baseball America* as the No. 1 pitching prospect in the EL, and named a mid- and postseason EL All-Star.

👉 Set a single-season franchise record with an EL-leading 14 wins for the Sea Dogs...Also topped the EL in SO (126), SO rate (9.4 SO/9.0 IP), complete games (tied, 3), and shutouts (tied, 2) despite an 8/1 promotion to Pawtucket...Ranked among EL leaders in opponent AVG (2nd, .201), ERA (3rd, 2.60), and WHIP (4th, 1.12).

👉 Started Portland's season opener on 4/3 at Reading and hurled a rain-shortened, 6.0-inning no-hitter (2 BB, 9 SO)...Did not allow a run in his next start, 4/9 at Trenton (6.2 IP), and was named EL Pitcher of the Week for 4/3-13.

👉 Named Red Sox Minor League Starting Pitcher of the Month for May (6 GS, 3-2, 1.51 ERA, 6 ER/35.2 IP, 39 SO).

👉 Set a Sea Dogs record by winning 9 straight starts from 5/24-7/19 (1.46 ERA, 10 ER/61.2 IP).

👉 Had a 27.0-IP scoreless streak, which began with 3 consecutive scoreless starts on 5/24 at New Hampshire (7.0 IP), 5/29 vs. New Britain (7.0 IP), and 6/4 vs. Erie (8.0 IP), over which he allowed 9 total hits in 22.0 IP.

👉 Elected to start the MLB All-Star Futures Game for the U.S. Team on 7/13 in MIN (1.0 IP, H, 0 R, 0 BB, SO).

👉 Led all Triple-A pitchers with 44 SO from his 8/4 debut through the end of the regular season (38.0 IP).

👉 Allowed 2 hits and fanned 9 over 6.2 scoreless IP for the win in his Triple-A debut on 8/4 vs. Columbus.

👉 Recorded 11 SO in 8.0 IP for the PawSox over 2 postseason starts (0-1, 9.00 ERA).

👉 After the season, named by *Baseball America* as the No. 2 prospect in the Red Sox system, the organization's top-rated pitching prospect, and the No. 44 prospect in baseball...Also tabbed by *BA* as possessing the system's best changeup for a 3rd straight year, as well as having the best breaking pitch and the best changeup in the EL.

2013: Named Red Sox Minor League Pitcher of the Year and *Baseball America's* High-A Pitcher of the Year...Led full-season minor leaguers with a .177 opponent AVG in 26 starts between High-A Salem and Double-A Portland...Led full-season Red Sox qualifiers with a 2.67 ERA (40 ER/135.0 IP).

👉 Named to *Baseball America's* Minor League All-Star Second Team...Tabbed a mid-season Carolina League All-Star.

👉 Tied for the most wins in the Red Sox system (11)...Ranked 2nd among all minor leaguers with 169 SO, most by a Red Sox since Clay Buchholz in 2007 (171)...Averaged 11.3 SO/9.0 IP, best among minor leaguers (min. 120.0 IP).

👉 Made 9 scoreless starts...Held lefties to a .203 AVG and right-handers to a .167 AVG.

👉 Named Red Sox Minor League Starting Pitcher of the Month for July (2-2, 2.96 ERA, 33 SO in 5 starts with Salem) and August/September (3-1, 1.78 ERA, 46 SO in 6 starts with Portland).

👉 Had 19.1 consecutive hitless IP from 7/11-28...Was named CL Pitcher of the Week for 7/15-21...On 7/17, tossed the first 6.0 innings (10 SO) and earned the win in Salem's 3-pitcher no-hitter at Frederick...Struck out 9 batters in 5.0 hitless IP for the win in his next start on 7/22 at Potomac...Promoted to Portland on 8/1.

👉 Struck out 11 over 6.0 scoreless IP in his Double-A debut on 8/3 at Bowie.

👉 Following the season, ranked as Boston's top pitching prospect and No. 2 prospect overall by *Baseball America*...Also rated as having the best changeup in the Red Sox minor league system.

2012: Pitched in 23 games (22 GS) for Single-A Greenville in pro debut...Following the season, ranked by *Baseball America* as Boston's No. 5 prospect, and as having the best changeup in the system.

🔴 Tied for the Red Sox minor league lead with 12 wins and T-2nd in the system with 130 SO...Led the Drive and ranked 4th in the South Atlantic League in SO...Also led the club in starts and placed 2nd in IP (101.2).

🔴 Tossed 15.0 scoreless IP over 3 games from 4/30-5/12...Missed time on the DL from 6/28-7/4 (concussion).

🔴 Earned a decision in 9 straight starts from 5/6-7/6, going 8-1 with 56 SO in 45.1 IP in that span.

Personal

🔴 Full name is Henry Cole Owens.

🔴 Signed by Tom Battista (Red Sox).

🔴 Named the Cal-Hi Sports Mr. Baseball State Player of the Year after going 12-1 with 3 saves, a 1.15 ERA, and 140 SO over 91.2 IP as a senior at Edison (CA) High School in 2011...Earned 2011 Sunset League Pitcher of the Year honors, his 2nd straight year garnering the award...Selected as a 2011 Louisville Slugger High School All-American.

In the Community

Henry signed autographs and posed for pictures with fans at Red Sox Winter Weekend in January 2016, also taking part in a game show that featured a team of current Red Sox, a team of former players, and a team of coaches...With Triple-A Pawtucket in 2016, attended the annual PawSox Bowlathon in June to benefit The Tomorrow Fund, a Rhode Island-based organization which financially supports families with children who are battling cancer...Also participated in the club's annual "Challenger Day" in September, helping players and coaches put on a clinic for kids with various mental and physical disabilities...Has attended the Red Sox Foundation's Casino Night during spring training in each of the last 3 years...Greeted fans at the gate prior to a home game as part of Fan Appreciation in September 2015...Participated in the Children's Hospital of Southwest Florida Golf Classic in 2014...Also was involved in local community outreach through his participation in the 2014 Red Sox Rookie Development Program, including visiting Boston Children's Hospital and painting murals at the McKinley Middle School in Boston with members of the Red Sox Scholars program.

Henry Owens' Career Record

YEAR	CLUB	W-L	ERA	G	GS	CG	SHO	SV	IP	H	R	ER	HR	HB	BB	SO	WP	BK
2012	Greenville	12-5	4.87	23	22	0	0	0	101.2	100	58	55	10	6	47	130	5	0
2013	Salem	8-5	2.92	20	20	0	0	0	104.2	66	39	34	6	7	53	123	8	0
	Portland	3-1	1.78	6	6	0	0	0	30.1	18	8	6	3	2	15	46	3	0
2014	Portland	14-4	2.60	20	20	3	2	0	121.0	89	36	35	6	3	47	126	6	0
	Pawtucket	3-1	4.03	6	6	0	0	0	38.0	32	17	17	4	3	12	44	0	0
2015	Pawtucket	3-8	3.16	21	21	0	0	0	122.1	84	47	43	7	3	56	103	4	1
	BOSTON	4-4	4.57	11	11	0	0	0	63.0	62	35	32	7	3	24	50	4	1
2016	Pawtucket	10-7	3.53	24	24	1	1	0	137.2	107	60	54	13	13	81	135	3	0
	BOSTON	0-2	6.95	5	5	0	0	0	22.0	23	17	17	5	1	20	21	3	0
Major League Totals		4-6	5.19	16	16	0	0	0	85.0	85	52	49	12	4	44	71	7	1
Minor League Totals		53-31	3.35	120	119	4	3	0	655.2	496	265	244	49	37	311	707	29	1

2011 Signed by the Boston Red Sox as a supplemental-round selection (36th overall) in the June Draft

Career Fielding Record

YEAR	CLUB	POS	PCT.	G	GS	PO	A	E	TC	DP
2015	BOSTON	P	1.000	11	11	1	6	0	7	1
2016	BOSTON	P	---	5	5	0	0	0	0	0
Career Totals		P	1.000	16	16	1	6	0	7	1

Career Batting Totals

	AVG	G	AB	R	H	2B	3B	HR	RBI	SH	SF	HB	BB	SO	SB	CS	E
Major League Totals	.000	16	2	0	0	0	0	0	0	0	0	0	0	2	0	0	0

Career Single-Game Highs

INNINGS PITCHED	8.0, 8/21/15 vs. KC
LOW-HIT COMPLETE GAME	None
STRIKEOUTS	10, 8/16/15 vs. SEA
HITS ALLOWED	10, 2 times, last 10/2/15 at CLE
RUNS ALLOWED	8, 8/21/16 at DET
WALKS ALLOWED	6, 5/5/16 at CWS
HOME RUNS ALLOWED	3, 8/16/15 vs. SEA
WINNING STREAK	2, 8/9-21/15
EJECTIONS	None
SCORELESS INNINGS STREAK	16.0, 9/8-22/15

15 DUSTIN PEDROIA

2B



Bats: Right • **Throws:** Right • **Height:** 5-9 • **Weight:** 175

Opening Day Age: 33 • **MLB Service:** 10 years, 41 days

Born: 8/17/1983 in Woodland, CA

Resides: Chandler, AZ

Acquired: Selected in the second round of the 2004 June Draft

Contract Status: Signed through 2021

Career Highlights

- Is a 2-time World Series champion with the Red Sox (2007, 2013).
- Was the consensus BBWAA American League Rookie of the Year in 2007.
- Named BBWAA American League Most Valuable Player in 2008.
- Is a 4-time American League All-Star (2008-10, 2013)...Started the 2008 Midsummer Classic at 2B.
- Named to the 2008 Louisville Slugger Silver Slugger Team as a 2B.
- Has won 4 Rawlings Gold Glove Awards at 2B (2008, 2011, 2013-14), the most ever by a Sox INF...Only 3 other Red Sox have totaled as many as 4 Gold Gloves: Dwight Evans (8), Carl Yastrzemski (7), and Fred Lynn (4)...Is the only Red Sox to win multiple Gold Gloves since Dwight Evans collected his 8th in 1985...The only other Red Sox to win the award as a 2B is Doug Griffin (1972).
- Has also won 4 Fielding Bible Awards as the majors' top 2B (2011, 2013-14, 2016)...Was the AL's recipient of the Wilson Defensive Player of the Year Award for 2B in the award's first 2 seasons (2012-13), also winning in 2016 when it recognized only 1 player at each position for both leagues combined.
- Won the 2013 Heart and Hustle Award...Presented by the MLB Players Alumni Association and voted on by alumni and active major league players, the award is given annually to an active player who demonstrates a passion for the game of baseball and best embodies the values, spirit, and traditions of the game...Has received Boston's nomination in each of the last 7 years (2010-16), the longest active streak for any team or player.
- His career .991 fielding percentage at 2B is the best in AL history (min. 650 games at the position).
- Led the AL in runs scored in both 2008 and 2009, scoring 118 and 115 times, respectively...Paced the majors with 54 doubles and tied for the ML lead with 213 hits in 2008 (also SEA's Ichiro Suzuki).
- Has hit at least .278 in all 10 full ML seasons...The only other big leaguer to do that every season since 2007 is Miguel Cabrera (min. 300 PA)...His 5 seasons batting at least .300 are the most in club history among 2B.
- Since the start of his 1st full season in 2007, leads the AL in games with 3+ hits (146) and with 5+ hits (5, tied for ML lead)...According to Elias, his 5 games with 5+ hits are the most in Red Sox history.
- Since the start of 2007, ranks 4th in the majors in games (1,360), starts (1,348), and innings (11,817.2) at 2B.
- Enters 2017 with a career .338 AVG (222-for-656) in Interleague games, 2nd-highest all-time (min. 500 AB) behind Mike Piazza (.340)...Also ranks 8th among that group in OBP (.399).
- Has drawn nearly a walk per strikeout in his career (572 BB, 603 SO)...Career average of 10.4 PA/SO is 3rd best among active players (min. 3,000 PA) after Ben Revere (10.7) and Yadier Molina (10.5)...His ratio of 0.95 BB/SO ranks 2nd among active major leaguers with at least 3,000 PA (Pujols-1.15; Mauer-0.95).

PEDROIA'S AL RANKINGS, 2007-16

Stat	AL Rank
1,666 hits	4th
.303 AVG	*5th
.368 OBP	*7th
371 doubles	2nd
517 XBH	8th
869 runs	4th
2,266 times on base	3rd
484 multi-hit games	2nd
146 games w/ 3+ hits	1st
23 games w/ 4+ hits	T-3rd
5 games w/ 5+ hits	1st
*Min. 3,000 AB	

FILLING UP THE TROPHY CASE

Pedroia is 1 of 9 major leaguers ever to be named MVP, earn Rookie of the Year and Gold Glove Awards, and win a World Series...He is the only player to accomplish the feat in his first 2 full ML seasons.

Player	ROY	MVP	GG	WS
Willie Mays	1954	1954, '65	1957-68	1954
Frank Robinson	1956	1961, '66	1958	1966, '70
Pete Rose	1963	1973	1969-70	1975-76, '80
Johnny Bench	1968	1970, '72	1968-77	1975-76
Thurman Munson	1970	1976	1973-75	1977-78
Cal Ripken Jr.	1982	1983, '91	1991-92	1983
Albert Pujols	2001	2005, '08-09	2006-10	2006, '11
Dustin Pedroia	2007	2008	2008, '11, '13-14	2007, '13
Buster Posey	2010	2012	2016	2010, '12, '14

Red Sox History and Ranks

- Named the 2B in the starting lineup of the All-Fenway Team on 9/26/12.
 - His 10 Opening Day starts at 2B (2007-16) are the 2nd-most in club history (Bobby Doerr, 13)...The only Red Sox with a longer Opening Day streak at any single position is Carl Yastrzemski, who started 12 straight years in LF from 1961-72...Jason Varitek (C, 2000-09), Wade Boggs (3B, 1983-92), and Dwight Evans (RF, 1978-87) also had 10-year streaks at their respective positions.
 - Has twice been named the Thomas A. Yawkey Memorial Award winner (Red Sox MVP) by the Boston Baseball Writers (2008, 2012)...No other Sox 2B has ever won the award.
 - Received the Jackie Jensen Award from the Boston Chapter of the BBWAA in 2011 and 2014...The award is presented annually to a Red Sox player for spirit and determination.
 - Enters the 2017 season ranked in the top 10 in Red Sox history in hits (9th, 1,683), doubles (7th, 375), XBH (9th, 523), runs (10th, 874), steals (T-6th, 134), total bases (8th, 2,487), and times on base (10th, 2,291).
 - All 8 of his qualifying seasons as a 2B rank among Boston's top 12 at the position in fielding percentage, including a club-record .997 mark in 2014.
 - Holds the longest career errorless games and chances streaks at 2B in Red Sox history, logging 98 games and 439 total chances without a miscue from 7/30/09-5/19/10 and 7/29/09-5/20/10, respectively.
 - Has started at 2B in every Red Sox postseason game since 2007...Ranks among Red Sox all-time postseason leaders in games (3rd, 47), hits (4th, 46), doubles (2nd, 14), HR (T-6th, 5), RBI (4th, 25), runs (3rd, 32), walks (3rd, 21), XBH (3rd, 19), total bases (4th, 75), and times on base (4th, 69).
 - His 5 games with 5+ hits are the most in Red Sox history (source: Elias)...Johnny Pesky and Carl Yastrzemski are the only other Sox with as many as 4 such games...Elias also notes that Pedroia is the only player in Sox history with as many as 3 games in which he went 5-for-5 or better.
 - Is the only 2B in Red Sox history with at least 100 runs and 200 hits in a season (2008, 2016).
 - Joins Carl Yastrzemski (452 HR, 168 SB) as the only players with at least 100 HR and 100 SB as a Red Sox...Has recorded a franchise-record 4 seasons with at least 15 HR and 15 SB (2008-09, 2011-12).
 - His 375 doubles are 2nd most by a Red Sox in his first 11 ML seasons after only Hall of Famer Wade Boggs (422).
 - Has reached the 40-double mark 3 times (2008-09, 2013), a Red Sox record among 2B...His 8 seasons with at least 30 2B (2007-09, 2011-14, 2016) are also a club record at the position.
 - Finished 2016 with 134 career stolen bases, the most ever by a Red Sox 2B and 3rd most on the club in the live ball era (since 1920) behind Jacoby Ellsbury (241) and Carl Yastrzemski (168).
 - On 7/24/13, agreed to an 8-year contract from 2014-21...2021 would be his 16th season with the Red Sox, which would tie him with Jim Rice for the 5th most in club history behind Carl Yastrzemski (21), Dwight Evans (19), Ted Williams (19), and Tim Wakefield (17)...On 12/3/08, signed a 6-year contract through 2014 with a club option for 2015.
- 2016: Won the Wilson Defensive Player of the Year Award and the Fielding Bible Award as the majors' top 2B...Was also a Rawlings Gold Glove Award finalist.**
- According to FanGraphs, his 12 defensive runs saved ranked T-1st among ML 2nd basemen (also Ian Kinsler)...Ranked 2nd among AL 2nd basemen (4th in MLB) with a .990 fielding percentage.
 - Ranked 3rd in the AL and 8th in the majors with a .318 AVG, the 2nd-highest mark of his career (.326 in 2008).
 - Ranked 4th in MLB with 201 hits, the 2nd-highest single-season total of his career (213 in 2008)...Joined Wade Boggs (7), Jim Rice (4), Johnny Pesky (3), and Mo Vaughn (2) as the only Red Sox with multiple seasons of 200+ hits.
 - Scored 105 runs, his most in a season since 2009 (115).
 - Became the 1st Red Sox ever with as many as 6 hitting streaks of 10+ games in a single season (source: Elias)...Was the 1st major leaguer to do that since Derek Jeter in 1999 (also 6).
 - Was 1 of 4 players with multiple 5-hit games (also Jean Segura, Yunel Escobar, and Kris Bryant, 2 each)...With his 5th career 5-hit game on 8/14 vs. ARI, set a Red Sox record for most games with 5+ hits in a career (source: Elias).
 - Recorded 30+ hits in April (32), May (32), June (30), July (31), August (41), and September (35)...The only other player with 30+ hits in each of those calendar months was Jean Segura.
 - Hit .362 (72-for-199) out of the leadoff spot, the highest mark in the majors.

RED SOX 2B SINGLE-SEASON FIELDING PERCENTAGE LEADERS

Year	Player	Pct.	TC	E
2014	Dustin Pedroia	.997	654	2
2006	Mark Loretta	.994	639	4
2013	Dustin Pedroia	.993	688	5
1948	Bobby Doerr	.993	802	6
2012	Dustin Pedroia	.992	625	5
2008	Dustin Pedroia	.992	733	6
2009	Dustin Pedroia	.991	663	6
1961	Chuck Schilling	.991	854	8
2007	Dustin Pedroia	.990	625	6
2011	Dustin Pedroia	.990	722	7
1988	Marty Barrett	.990	721	7
2016	Dustin Pedroia	.990	613	6

Dustin
Pedroia

2016 MLB HITS LEADERS

Player (Team)	Hits	AVG
Jose Altuve (HOU)	216	.338
Mookie Betts (BOS)	214	.318
Jean Segura (ARI)	203	.319
Dustin Pedroia (BOS)	201	.318

Dustin Pedroia, Continued

🔥 Batted above .300 vs. LHP (.305), vs. RHP (.320), at home (.334), on the road (.301), in day games (.308), in night games (.322), with RISP (.325), with 0 outs (.345), with 1 out (.301), with 2 outs (.302), vs. AL teams (.312), vs. NL teams (.361), before the All-Star break (.304), and after the All-Star break (.335).

🔥 Made his 10th Opening Day start for BOS, all at 2B (2007-16)...Went 0-for-4 with a BB on 4/5 at CLE, snapping a 9-year streak of recording at least 1 hit on Opening Day...Was the only Red Sox player since 1913 to hit safely in each of his first 9 career Opening Day games, all in consecutive years.

🔥 Was part of 5 double plays on 4/18 vs. TOR, tying the Red Sox record for most DP turned by a 2B in a 9-inning game (also Bobby Doerr, 8/8/46-g2 vs. PHI).

🔥 Went 0-for-4 on 4/19 vs. TB, snapping a 48-game on-base streak vs. the AL East (began 4/24/15)...According to Elias, it is the 2nd-longest on-base streak ever by a Red Sox against AL East clubs, trailing only Wade Boggs' 61-game streak from 9/15/84-8/27/85 (divisional play began in 1969).

🔥 Went 3-for-5 on 4/21 vs. TB, with his 6th-inning double giving him 1,500 career hits...Became only the 10th player in Red Sox history to record as many as 1,500 hits with the club.

🔥 Recorded his 7th career multi-homer game on 4/27 vs. ATL...

Was his 4th multi-homer game since the start of 2015, after recording only 3 in his first 9 seasons (2006-14).

🔥 On 5/4 at CWS, was in the starting lineup as the cleanup hitter for the 1st time in exactly 4 years (5/4/12 vs. BAL).

🔥 Hit .388 (26-for-67) with a 1.013 OPS during a season-best 16-game hitting streak from 5/24-6/10.

🔥 Reached base in 34 consecutive games from 6/21-7/31, batting .307 with an .855 OPS (42-for-137, 5 2B, 5 HR, 22 BB, 18 SO)...It was the 2nd-longest on-base streak of his career (37 in 2011) and tied with Robinson Cano for the longest such streak by an AL player in 2016.

🔥 Was 1 of 5 players on the ballot for the Esurance MLB All-Star Game Final Vote.

🔥 Batted .506 (42-for-83) with a 1.228 OPS during a 19-game hitting streak at Fenway from 7/21-9/13...Hit .423 (60-for-142) during a 33-game home on-base streak from 6/21-9/13.

🔥 Recorded his 4th career 5-hit game on 7/21 vs. MIN (5-for-5), tying a Red Sox record.

🔥 Turned a 3-1 deficit into a 4-3 lead on 7/31 at LAA with a 3-run HR off Huston Street in the 9th inning...His only other go-ahead homer in the 9th inning or later came on 6/24/10 at COL, also against Street (10th inning)...Prior to 7/31, the last Red Sox player to hit a 2-out HR that turned a deficit into a lead in the 9th inning or later on the road was Adrian Beltre on 6/10/10 at CLE (took 7-6 lead after trailing, 6-5).

🔥 Had MLB's highest AVG in August (.406, 41-for-101) among players with 100+ AB, drawing 7 BB against only 6 SO...It marked the 3rd time in his career he batted .400+ in a calendar month (.411 in July 2011, .415 in May 2007).

🔥 Moved to the leadoff position on 8/10 vs. NYY and batted only in that spot for the remainder of the season.

🔥 Had 4+ hits in 3 straight home games from 8/14-27, the longest such streak ever by a Red Sox at Fenway (source: Elias)...Since 1940, the only other player with 4+ hits in 3 straight home games is Rafael Furcal (5/13-15/07 w/LAD).

🔥 Recorded his 5th career 5-hit game on 8/14 vs. ARI (5-for-6), setting a Red Sox record.

🔥 Recorded multiple hits in 14 of 17 games from 8/24-9/13, batting .514 (37-for-72) in that span.

🔥 Beginning in the 3rd inning on 8/25 at TB, reached base in 12 consecutive PA until hitting into a double play in the 8th inning on 8/27 vs. KC (1B, 1B, 1B, 1B, BB, 1B, 1B, 2B, 1B, 1B)...According to Trent McCotter of SABR, Pedroia became only the 8th player ever to record a hit in 11 straight AB, falling 1 shy of the MLB record (12, 3 times)...The only other Red Sox with streaks of 11+ at-bats with a hit are Johnny Pesky (11, May 1946) and Pinky Higgins (12, June 1938)...The last Red Sox to reach base in 12+ consecutive PA was Kevin Youkilis in 2009 (13).

🔥 Recorded 3+ hits in 3 straight games from 8/25-27, tied for the longest such streak of his career (3rd time) and tied for the longest by any major leaguer in 2016.

🔥 Hit .714 (15-for-21) from 8/25-31, the highest mark for any player over a 5-game span (min. 20 AB) since May 2008, when Lance Berkman had 16 hits in 20 AB (.800) over 5 games for HOU (source: Elias).

🔥 In the Sox' 6-4 win at TB on 9/24, snapped an 0-for-17 skid with a 6th-inning single and gave the Sox a 6-3 lead with a 2-out, 2-strike grand slam in the 7th...Was his 2nd grand slam of 2016—and 1st career go-ahead grand slam—after he hit 2 in his first 10 seasons (2006-15)...Also homered the next day at TB.

🔥 Went 0-for-4 with a BB on 10/1 vs. TOR, snapping a 30-game hitting streak vs. the Blue Jays...It is the longest hitting streak for any player against the Jays in the franchise's history (1977-present)...According to Elias, the only other Red Sox with a hitting streak of 30+ games against a single team are Ted Williams (30 games vs. WSH) and Jacoby Ellsbury (38 games vs. BAL).

POSTSEASON: Started each of the Red Sox' 3 ALDS games at 2B...Reached base via hit or BB in all 3 games.

LONGEST ON-BASE STREAKS VS. AL EAST, RED SOX HISTORY

Player	Dates	G
Wade Boggs	9/15/84-8/27/85	61
Dustin Pedroia	4/24/15-4/18/16	48

Source: Elias Sports Bureau
(Divisional play began in 1969)

LONGEST HITTING STREAK VS. A SINGLE TEAM, RED SOX HISTORY

Player	Opp.	Games
Jacoby Ellsbury	BAL	38
Dustin Pedroia	TOR	30*
Ted Williams	WSH	30

*Ended on 10/1/16

Dustin Pedroia, Continued

2015: Limited to 93 games due to a pair of stints on the DL...Went 1-for-22 in 6 games between DL stints from 7/17-22, but hit .306 (110-for-359) in his other 87 games.

- Named the Red Sox 2015 Heart and Hustle Award Winner, his 6th straight year receiving the honor.
- Ranked 2nd in the AL and 3rd in the majors with a .348 AVG at home (56-for-161)...Hit safely in 20 consecutive home games from 5/21-9/21, the 2nd-longest such streak in 2015 (Jason Kipnis, 29 home games).
- Led the AL and ranked 2nd in MLB with a .368 AVG in day games (43-for-117), trailing MIA's Dee Gordon (.386).
- Reached base in each of his final 39 games against the AL East beginning on 4/24 (.313/.390/.469, 50-for-160, 20 BB, 8 2B, 3B, 5 HR)...Was the longest single-season on-base streak within the division for a Red Sox player since Wade Boggs reached safely in 45 consecutive games against the AL East from 4/8-8/27/85.
- Batted .361 (39-for-108) with 2 outs, 2nd-highest in the AL and 4th-highest in the majors (min. 50 AB).
- Recorded 3 multi-HR games (4/6 at PHI, 5/27 at MIN, 9/16 at BAL), matching his previous career total entering the season.
- Joined Hanley Ramirez (also 2 HR) as the 1st Red Sox to hit 2 HR on Opening Day since Carlton Fisk in 1973...Became only the second 2B in MLB history with a multi-homer game on Opening Day (also ARI's Felipe Lopez in 2009).
- Hit 5 HR in his first 23 games of the season...Entered June with 7 HR for the 2nd time in his career (8 HR before 6/1 in 2010).
- Reached base in a season-best 23 consecutive games from 4/24-5/19.
- Batted leadoff in 24 consecutive games from 5/23-6/17...In that time, shared the AL lead in hits with OAK's Billy Burns (35) and ranked 4th in AVG (.350).
- Collected his 1,455th hit on 6/21 at KC, passing Frank Malzone for 10th place on the Red Sox' all-time list.
- Placed on the 15-day DL on 6/25 with a right hamstring strain...Activated from the DL on 7/17, but went 1-for-22 in 6 games before returning to the DL on 7/25 (retro to 7/23) with the same injury.
- Returned from the DL on 9/8 and played in 18 of the team's 25 remaining games, batting .308 (24-for-78) with a .386 OBP and a .500 SLG...Went 2-for-4 with 2 HR and 5 RBI on 9/16 at BAL.

2014: Did not land on the DL but was limited to 135 games, last playing on 9/8 vs. BAL...Set a Red Sox record with a .997 fielding percentage at 2B and won his 4th Gold Glove Award.

- Underwent successful left thumb and wrist surgery (first dorsal compartment release and a tenosynovectomy of his left wrist) on 9/11, ending his season...Procedure was performed by Dr. Matt Leibman at Newton-Wellesley Surgery Center in Wellesley, MA...Still led the Sox with 153 hits, 45 multi-hit games, and 11 games with 3+ hits.
- Named the Red Sox Heart and Hustle Award Winner, his 5th straight year receiving the team award.
- Appeared in 131 of Boston's first 135 games through 8/30 (129 starts)...Missed Boston's next 5 games, but started 4 more from 9/5-8 before being shut down.
- Tabbed the best defensive 2B in the AL in *Baseball America's* Best Tools survey.
- Committed a single-season career-low 2 errors...Posted a career-best and MLB-leading .997 fielding pct. at 2B (654 chances), the best-ever mark by a Red Sox 2B.
- His 2nd double of the game on 5/6 was the 300th of his career...Became the 7th-fastest major leaguer ever to reach the mark, doing so in his 1,048th career game...With 121 career SB at the time, became the fastest player in modern ML history (since 1900) to reach both 100 SB and 300 2B.
- Hit his 100th career HR on 5/2 vs. OAK, a grand slam in the 6th inning off Ryan Cook that also pushed him to the 500-RBI plateau...Became the 3rd Red Sox to hit a grand slam for his 100th career HR, along with Mo Vaughn on 8/3/95 at DET and David Ortiz on 5/28/04 vs. SEA (source: Elias).
- Stole 2nd and 3rd base on the same play on 8/9 at LAA in the 14th inning when the Angels didn't cover 3rd.

2013: Won a 3rd Gold Glove in his 4th All-Star season...Earned Wilson's AL Defensive Player of the Year Award for 2B...Led the majors and set Red Sox records with 160 games and 159 starts at 2B.

- His .993 fielding pct. (5 E/688 TC) barely trailed TB's Ben Zobrist, .9927 to .9928, for best in the AL at 2B.
- Named MLBPA's Heart and Hustle Award winner in his 4th consecutive season as the Red Sox' nominee.
- T-2nd in the AL with 193 hits (most in MLB as a 2B) and 58 multi-hit games.
- Ranked 10th in the AL with a .301 AVG...Ranked 2nd in the AL with a .354 AVG vs. LHP...Placed among AL leaders in games (T-3rd, 160), 2B (T-3rd, 42), runs (T-8th, 91), OBP (10th, .372), BB (T-12th, 73), and AB (3rd, 641)...Finished 3rd in the AL in times on base (269) and games reaching base safely (137, tying 2008 career high).
- Led the AL (2nd in MLB) with 91 hits with 2 strikes...Topped the majors with 21 hits on an 0-2 count.
- Started at 2B in each of BOS' first 70 games from 4/1-6/15 before 1st off-day 6/17...Was the 1st Red Sox to do that since Marty Barrett in 1986 (started first 99 G at 2B)...Did not miss another game until sitting out the regular season finale on 9/29 at BAL.

RED SOX BBWAA MOST VALUABLE PLAYERS

Year	Player	Pos.
1938	Jimmie Foxx	1B
1946	Ted Williams	OF
1949	Ted Williams	OF
1958	Jackie Jensen	OF
1967	Carl Yastrzemski	OF
1975	Fred Lynn	OF
1978	Jim Rice	OF
1986	Roger Clemens	RHP
1995	Mo Vaughn	1B
2008	Dustin Pedroia	2B

Dustin
Pedroia

Dustin Pedroia, Continued

🔴 Made 1st error of 2013 in his 70th game on 6/15 at BAL after a club-record 69 errorless games at 2B to begin the year...Was the longest streak by a BOS 2B at any point in a season since Bobby Doerr's club-record 73-gamer in 1948...Snapped 97 errorless games dating back to 8/30/12, 1 shy of Pedroia's club record for a 2B (98 G, 7/30/09-5/19/10).

🔴 On 7/24, signed an 8-year contract with BOS beginning in 2014 and continuing through the 2021 season.

🔴 Was the 1st Red Sox to reach safely in the club's first 18 games of a season since Manny Ramirez in 2001 (first 23 games)...Was BOS' 1st 2B to do it since Mike McNally in 1920 (first 18 G).

🔴 Went 0-for-2 in the All-Star Game on 7/16 at Citi Field after entering as a pinch-runner in the 1st inning.

🔴 Underwent successful surgery to repair the ulnar collateral ligament in his left thumb on 11/13...Was performed by Dr. Donald Sheridan in Scottsdale, AZ.

POSTSEASON: Started at 2B in all 16 of BOS' playoff games, combining to hit .238 (15-for-63) with 8 R, 4 2B, and 7 RBI...Drove in 3 runs in Game 2 of the ALDS vs. TB...Scored 5 runs in the World Series, 2nd-most on the team (Ortiz, 7)...His error in Game 6 of the World Series vs. STL snapped a streak of 203 consecutive errorless chances and 43 consecutive errorless games to begin his postseason career.

2012: Named Red Sox MVP by the Boston Baseball Writers...Led the club in games (141), hits (163), 2B (39), multi-hit games (47), total bases (229), XBH (tied, 57), SB (20), and OBP (.347).

🔴 Was a finalist for Rawlings' AL Gold Glove at 2B and was the Red Sox representative as the team's Wilson Defensive Player of the Year...Led AL qualifiers with a .992 fielding percentage in 139 games/starts at 2B (5 E/625 TC).

🔴 Among primary 2B in the AL, ranked 2nd in AVG (.290), OBP, SLG (.449), and OPS (.797).

🔴 Missed 6 games after leaving 5/28 vs. DET due to a jammed right thumb...Hit .210 (22-for-105) in his next 26 games before landing on the 15-day DL on 7/6 (retro to 7/4) with a right thumb sprain.

🔴 Following 7/19 activation, ranked 8th in AL with 82 hits, accumulating a .318 AVG/.372 OBP/.508 SLG line.

🔴 Reached safely in all but 5 of his last 55 games beginning 8/1 (.330, 70-for-212, 21 BB, 2 HBP).

🔴 Tied for the ML lead with 20 2B from 8/5 through the end of the season...Beginning on 8/5, also ranked among AL leaders in AVG (5th, .340), OBP (4th, .400), SLG (7th, .543), OPS (5th, .943), and XBH (5th, 27).

🔴 Hit .342 (40-for-117) and tied for the ML lead with 12 2B in August...Also ranked among AL August leaders in hits (T-2nd), XBH (T-3rd, 16), and runs (T-4th, 22).

🔴 Recorded his 1,000th career hit with a 1st-inning 2B on 9/3 at SEA in his 833rd game...Was the 7th-fewest games for a Red Sox player to reach the 1,000-hit plateau after Nomar Garciaparra (746), Wade Boggs (747), Johnny Pesky (774), Tris Speaker (803), Ted Williams (814), and Jim Rice (827).

🔴 Stole 2 bases on 9/26 vs. TB to reach 100 in his career and pass Jerry Remy (98) for the most ever by a BOS 2B.

2011: Set career highs with 21 HR, 91 RBI, 86 BB, 26 SB, and a .387 OBP...Became 7th Red Sox to record 20 HR and 20 SB in a season, the 8th time it had been done in club history.

🔴 Won his 2nd Gold Glove Award...Had a .990 fielding pct., 2nd among qualifying AL 2B (LAA's Howie Kendrick, .992)...Led the AL in starts (1st in MLB, 158), games (159), and innings (1,392.1) as a 2B.

🔴 His 21 HR were 4th most in a single season by a Red Sox 2B (min. 100 games at 2B) to Bobby Doerr's 27 in 1948 and 1950, and 22 in 1940...Joined Jacoby Ellsbury as the only set of Sox teammates to post 20 HR and 20 SB in the same season...His 26 SB marked the most by a Red Sox 2B since Jerry Remy's 30 in 1978.

🔴 Finished 2nd in the majors with a .358 AVG (64-for-179) vs. LHP (TEX's Michael Young, .361)...Also placed among AL leaders in AVG (7th, .307), hits (6th, 195), multi-hit games (7th, 56), 3+ hit games (T-4th, 18), runs (T-8th, 102), total bases (9th, 301), times on base (4th, 282), BB (6th, 86), OBP (7th, .387), games (T-4th, 159), AB (6th, 635), and pitches seen (2nd in MLB, 3,063).

🔴 Hit .321 (102-for-318) in 80 games at Fenway Park, the 10th-best home AVG in the AL...Notched a 25-game hit streak at Fenway from 6/4-8/3 (.426, 43-for-101).

🔴 Posted a career-high, 25-game hit streak from 6/29-7/28 (.404, 44-for-109, 9 2B, 3B, 9 HR, 20 RBI, 27 R), the longest streak in the AL all year and the longest ever by a Red Sox 2B (prev. Del Pratt, 23 games, 6/23-7/14/1922).

🔴 Tallied a career-high 37-game on-base streak from 6/15-7/28, hitting safely in 36 of those contests (.390, 60-for-154, 14 2B, 2 3B, 10 HR, 26 RBI, 36 R, 23 BB)...Was the longest on-base streak for a BOS 2B since Jerry Remy's 37-gamer from 4/20-6/1/79.

🔴 Recorded career-high-tying 5-game multi-hit streaks from 7/10-18 (.462, 12-for-26) and 7/30-8/3 (.476, 10-for-21)...Tallied a career-long 8-game XBH streak from 7/7-18 (5 2B, 5 HR).

🔴 Started 25 games in the cleanup spot (.347, 35-for-101, 5 HR, 21 RBI)...Homered in each of his first 2 starts in the 4-hole, 6/30 and 7/5, and in 4 straight games as the cleanup hitter dating back to 9/2/08, the 1st Red Sox to do that since Manny Ramirez in 2001...Sac bunt on 8/12 at SEA was the 1st by a Sox clean-up hitter since Ellis Burks on 8/30/90 at CLE.

🔴 Named AL Player of the Month for July, leading MLB with 46 hits, a .411 AVG, 27 runs (tied), 81 total bases, and 18 XBH (tied)...46 hits were

20-HR/20-SB SEASONS, RED SOX HISTORY

Player	Year	HR/SB
Jackie Jensen	1954	25/22
Jackie Jensen	1959	28/20
Carl Yastrzemski	1970	40/23
Ellis Burks	1987	20/27
John Valentin	1995	27/20
Nomar Garciaparra	1997	30/22
Jacoby Ellsbury	2011	32/39
Dustin Pedroia	2011	21/26
Mookie Betts	2016	31/26

the most for a Red Sox player in any July since 1939...Tied for the AL lead with 8 July HR.

- 🔴 Hit 1st HR of the season on 4/8 vs. NYY, a solo shot in the 1st...Marked 3rd straight year going deep in the Sox' home opener...The only other Red Sox to do that was Fred Lynn from 1978-80 (source: Elias).

- 🔴 Had 2 hits in the 1st inning on 5/25 at CLE, including a 2-run HR.

- 🔴 From 7/5-16, became the 2nd Red Sox 2B to hit 6 HR in an 8-game span (also Bobby Doerr in 1948 and 1950)...Went deep in 3 straight games, 7/10-16, his longest such single-season streak and the 1st Red Sox 2B to do it since Felix Mantilla from 9/18-20/64.

- 🔴 Drove in the game-winning run in the top of the 16th inning on 7/17 at TB, with a single scoring Josh Reddick...Notched 3 of Boston's 5 hits in the 1-0 victory.

- 🔴 Hit his 200th career double on 9/3 vs. TEX in his 691st ML game...Since 1914, the only other Red Sox to reach the mark that quickly was Nomar Garciaparra (665th game).

- 🔴 Underwent surgery on 9/30 to remove a screw from his left foot that had been inserted during a surgical procedure on 9/3/10.

2010: Named to his 3rd straight All-Star team via the player ballot, but limited to 75 games due to a fractured left foot suffered in June.

- 🔴 Hit 6 HR in April, the most ever by a Red Sox 2B.

- 🔴 Doubled in 7 straight home games from 6/1-15, tied with Wade Boggs (7/15-8/1/83) for the longest such streak in Red Sox history.

- 🔴 Set a career high and matched the Red Sox record with 3 HR on 6/24 at COL...Was the 20th Red Sox (25th time) with 3 HR in a game, the 2nd BOS 2B to do it (also Bobby Doerr, 6/8/50 vs. SLB)...Also singled and doubled in the 6/24 game for a career-high 15 total bases, the most by a Red Sox since John Valentin on 6/2/95 vs. SEA (15)...Was the most total bases by any ML player since STL's Albert Pujols on 7/20/04 at CHC (15).

- 🔴 Fractured his left foot on 6/25 at SF when he fouled a ball off in the top of the 3rd inning...Went on the DL the next day...Attended the All-Star Game on 7/13 at Angel Stadium, but was unable to participate due to injury.

- 🔴 Played in 2 rehab games with Triple-A Pawtucket from 8/14-15 before being activated from the DL on 8/17...Appeared in 2 games from 8/17-18 and returned to the DL on 8/20 (retro to 8/19)...Missed remainder of season.

- 🔴 Underwent season-ending surgery on the navicular bone of his left foot on 9/3, performed by Dr. George Theodore and Dr. Tom Gill at Massachusetts General Hospital...A screw was inserted to promote healing of the fracture that had occurred on 6/25 in SF.

2009: Named an All-Star and led the AL in runs (115) for the 2nd straight season...Paced the Red Sox in games (154) and 2B (48).

- 🔴 Became the 1st Red Sox to hold the outright AL lead in runs in back-to-back seasons since Dom DiMaggio from 1950-51 (Wade Boggs led the AL in 1988 and tied for the lead in 1989).

- 🔴 Was the hardest player to strike out in MLB (15.9 PA/SO)...Marked the best PA/SO ratio by a Red Sox since Wade Boggs in 1992 (19.3).

- 🔴 Posted at least 45 2B for a 2nd straight season, the 1st Red Sox to do that since Wade Boggs from 1988-89.

- 🔴 Hit a HR in his 1st PA of the season, 4/7 vs. TB...Jim Rice (1978 MVP) was the last Red Sox batter to go deep on Opening Day following an MVP campaign.

- 🔴 Also homered in his last PA of the year, 10/4 vs. CLE...Joined Alex Rodriguez as the only players in MLB to homer in their 1st and last PA of 2009.

- 🔴 Earned 2nd career All-Star selection, winning the starting job with 3,404,384 fan votes to beat out TEX's Ian Kinsler (3,331,298)...Withdrew from the 7/14 game at Busch Stadium in St. Louis (family health matter).

- 🔴 Had a season-high 16-game hit streak from 9/7-24 (.375, 24-for-64).

POSTSEASON: Started all 3 ALDS games against the Angels at 2B.

2008: Named AL MVP after leading the majors with 54 2B, tying for 1st with 213 hits (also SEA's Ichiro Suzuki), and placing 2nd with 118 runs and 61 multi-hit games, both AL highs.

- 🔴 Named AL MVP by the BBWAA on 11/18...Received 16 of 28 1st-place votes...The award was the 10th in Red Sox history and 1st since Mo Vaughn's in 1995...Became just the 4th American Leaguer (10th overall) to win the award while playing the majority of his games at 2B...DET's Charlie Gehringer (1937), NYY's Joe Gordon (1942), and CWS's Nellie Fox (1959) are the only other AL winners at the position...No other position has fewer MVP winners.

- 🔴 Joined Fred Lynn as the 2nd player ever to earn both AL MVP and Rookie of the Year honors with the Red Sox...Kris Bryant (2015-16), Ryan Howard (2005-06), and Cal Ripken Jr. (1982-83) are the only other major leaguers ever to earn a league MVP the season after being named Rookie of the Year...Lynn (1975) and Ichiro Suzuki (2001) won both awards in the same season.

- 🔴 Had the AL's 2nd-highest AVG at .326 and also ranked among league leaders in times on base (3rd, 270), total bases (4th, 322), XBH (7th, 73), and games (T-9th, 157)...Fanned once every 13.96 PA, the 3rd-best ratio in the AL.

- 🔴 Earned his 1st Rawlings Gold Glove Award at 2B...Also chosen as the 2B on the AL Silver Slugger Team, the 1st Red Sox 2B ever to receive the honor...Carlton Fisk (1972) and Fred Lynn (1975) are the only other players in club history to receive Rookie of the Year and Gold Glove honors within their first 2 full big league campaigns.

Dustin Pedroia, Continued

🔴 Was the 8th AL player ever to earn MVP, Gold Glove, and Silver Slugger Awards in the same season, joining TEX's Alex Rodriguez (2003), SEA's Ichiro Suzuki (2001), TEX's Ivan Rodriguez (1999), SEA's Ken Griffey Jr. (1997), BAL's Cal Ripken Jr. (1991), NYY's Don Mattingly (1985), and MIL's Robin Yount (1982)...The feat has also since been accomplished by MIN's Joe Mauer (2009)...Joins CHC's Ryne Sandberg (1984) as the only big league 2B to do it.

🔴 Became the first 2B ever to earn Red Sox MVP honors from the Boston BBWAA Chapter.

🔴 Elected in fan balloting as the AL's starting 2B for the 7/15 All-Star Game at Yankee Stadium...Played the first 5 innings (0-for-1, BB)...Was the 6th Red Sox All-Star starter at 2B, joining Bobby Doerr (1941, '43-44, '46, '50), Billy Goodman (1953), Pete Runnels (1960, both games), Felix Mantilla (1965), and Mark Loretta (2006).

🔴 Was the 1st player to top the majors in hits and doubles in the same season since NYY's Don Mattingly in 1986...Became the 1st Red Sox to lead the majors in hits since Wade Boggs in 1985 (240)...Was also BOS' 1st AL doubles leader since Nomar Garciaparra (56) in 2002 and 1st AL runs leader since Boggs in 1989 (113).

🔴 Topped the Red Sox in AVG, games, AB, runs, hits, and 2B...Became 3rd Red Sox player ever with 200 hits and 50 2B in a season, joining Tris Speaker (222 H, 53 2B) in 1912 and Wade Boggs (205 H, 51 2B) in 1989.

🔴 His 54 doubles were the 2nd most ever for an AL 2B (DET's Charlie Gehringer, 60 in 1936)...Since passed by BAL's Brian Roberts (56 in 2009)...Were the 3rd-most 2-baggers ever by a Red Sox behind Earl Webb (67) in 1931 and Nomar Garciaparra (56) in 2002.

🔴 Topped AL 2B with 83 RBI...Was just the 5th 2B with 200 hits, 50 doubles, 100 runs, and 15 HR, joining Charlie Gehringer in 1936, Craig Biggio in 1998, Jose Vidro in 2000, and Alfonso Soriano in 2002.

🔴 Established club records by a 2B for runs, hits, doubles, total bases, and XBH...Also had the highest AVG ever for a Red Sox at the position (.326)...Became 1st Sox 2B ever to reach 15 HR and 15 SB in a season.

🔴 Led MLB with 23 games with 3+ hits and 7 games with 4+ hits, the latter being the most by a Red Sox since Wade Boggs (8) in 1986.

🔴 Hit safely in 29 consecutive road games, 5/31-8/11, matching the 2nd-longest streak in club history...Tris Speaker had road streaks of 32 games in 1912 and 29 games in 1913...Was the 2nd-longest ever for a ML 2B (CLE's Johnny Temple, 33 games from 1960-61).

🔴 Was successful on 95.2 percent (20 of 21) of SB attempts, the best rate in team history (min. 20 attempts).

🔴 On 8/12 vs. TEX, became the 1st Red Sox player ever with 5 runs and 5 hits in a game...Reached safely in 11 straight PA, 8/29-31 (9 H, 2 BB).

🔴 Notched 124 hits by the All-Star break, 1 shy of the then-team record.

🔴 Ended a no-hit bid for LAA's John Lackey with a 1-out single in the 9th inning on 7/29 at Fenway Park.

POSTSEASON: Hit .233 (10-for-43) with 3 HR and 6 RBI over 11 postseason games...Handled 56 chances without an error...Hit .346 (9-for-26) with 3 HR in 7 ALCS games...His 9 runs tied for 2nd in club ALCS history behind Kevin Youkilis' 10 in 2007...Went 3-for-5 with 2 HR and 4 runs in Game 2 at Tropicana Field, the 11th multi-HR game in Red Sox postseason history...Was the 2nd Boston 2B to do it, joining Todd Walker (Game 1 of the 2003 ALDS at OAK)...Belted a solo homer off Matt Garza in the 1st inning of the 7th and deciding game at TB, the Sox' only run in the 3-1 loss.

2007: Selected as the consensus BBWAA AL Rookie of the Year...Led all big league rookies with a .317 AVG (165-for-520), 10th best overall in the AL and 2nd among ML rookie 2B since 1900.

🔴 Received 24 of 28 1st-place votes and was the only player named on all 28 ballots for the Jackie Robinson Award (AL ROY)...Was the 6th Red Sox to receive the honor, 1st since Nomar Garciaparra in 1997, and the 4th AL player to win the award while playing the majority of his games at 2B, joining MIN's Rod Carew (1967), DET's Lou Whitaker (1978), and MIN's Chuck Knoblauch in 1991.

🔴 Tabbed as the AL's top rookie by *The Sporting News* and received the Players' Choice Award, both by vote of the league's players...Selected as the Red Sox Rookie of the Year by the Boston BBWAA Chapter...Named as the 2B on Topps' Major League Rookie All-Star Team.

🔴 Paced all rookies and had the 2nd-best AVG by a qualifying rookie 2B since 1900 at .3173, just shy of KC's Duke Kenworthy in 1914 (.3174)...Also led rookies in doubles (39), was 2nd in OBP (.380) and multi-hit games (49), and 3rd in runs (86) and hits (165)...Finished 2nd among AL rookies in total bases (230) and BB (47), and was 3rd in XBH (48).

🔴 Among qualifying Red Sox rookies all-time, had the 7th-highest AVG and 4th-most doubles...Tallied the highest AVG and OBP for a Sox rookie since Fred Lynn in 1975 and the most runs and doubles since Nomar Garciaparra in 1997.

🔴 Had a .351 AVG (93-for-265) at home, the highest Fenway Park figure for a BOS rookie since Fred Lynn in 1975 (.365).

🔴 Posted a .990 fielding % (6 E/625 TC) at 2B...His 132 starts were the 3rd-most ever at 2B for a Sox rookie behind Chuck Schilling in 1961 (157) and Mike Andrews in 1967 (135).

BBWAA MOST VALUABLE PLAYERS AT SECOND BASE

Year	Player	Club
1931	Frankie Frisch	STL
1937	Charlie Gehringer	DET
1942	Joe Gordon	NYN
1949	Jackie Robinson	BRK
1959	Nellie Fox	CWS
1975	Joe Morgan	CIN
1976	Joe Morgan	CIN
1984	Ryne Sandberg	CHC
2000	Jeff Kent	SF
2008	Dustin Pedroia	BOS

RED SOX BBWAA ROOKIES OF THE YEAR

Year	Player	Pos.
1950	Walt Dropo	1B
1961	Don Schwall	RHP
1972	Carlton Fisk	C
1975	Fred Lynn	OF
1997	Nomar Garciaparra	SS
2007	Dustin Pedroia	2B

👉 Named AL's May Rookie of the Month after leading rookies in AVG (.415), 2B (6), and OBP (.472) in 21 contests.

👉 Hit safely in 14 straight games from 5/19-6/4, the longest streak by an AL rookie in 2007...Earned AL Player of the Week honors for 5/28-6/3 (.609 AVG).

👉 Produced 5 hits and 5 RBI on 6/15 vs. SF, just the 4th Sox rookie ever to do that along with Fred Lynn (6/18/75 vs. DET), Dave Stapleton (9/16/80 vs. CLE), and Brian Daubach (8/14/99 vs. SEA)...Became the 1st Red Sox 2B with at least 5 hits since Jerry Remy on 9/3/81 vs. SEA (6).

👉 Had surgery for a fractured hamate bone in his left wrist in November.

POSTSEASON: Hit .283 (17-for-60) with 2 HR and 10 RBI, starting all 14 postseason games at 2B...Set a postseason rookie record with 6 2B, and his 12 runs matched Derek Jeter (1996) for the most ever for a rookie in the playoffs...Had 5th-most playoff hits ever for a rookie (tied by SF's Buster Posey in 2010 and SF's Joe Panik in 2014)...Handled 53 chances without an error...Set an ALCS rookie record with 8 runs (tied by TB's Evan Longoria in 2008)...Was 3-for-5 with a HR and 5 RBI in Game 7 of the ALCS...Became the 1st rookie ever to homer in Game 7 of the ALCS and set a rookie ALCS mark for RBI in a game...Homered to lead off the bottom of the 1st inning in Game 1 of the World Series at Fenway Park, joining BAL's Don Buford (1969) as the only players to hit a leadoff blast in a WS opener (KC's Alcides Escobar also did it in 2015)...Was the 18th overall WS leadoff homer, 1st ever by a rookie.

2006: Spent most of season at Triple-A Pawtucket, leading Red Sox minor leaguers with a .305 AVG, before making ML debut with 31 games for the Red Sox beginning 8/22.

👉 Played in 27 games (19 starts) at 2B and in 6 games (5 starts) at SS with the big league club.

👉 Selected from Pawtucket on 8/21 and made ML debut the following night at LAA...Recorded 1st ML hit in his 2nd AB, a single off LAA's Joe Saunders...Hit 1st HR, a solo shot off KC's Luke Hudson, and had his 1st multi-hit game on 9/9 at Fenway Park...Hit a leadoff HR on 9/23 at TOR.

👉 Earned a spot on the International League's postseason All-Star squad with Pawtucket, ranking 3rd in the league in OBP (.384) and T-4th in AVG...Saw extensive action at SS (74 games) and 2B (33) with the PawSox.

👉 Named Red Sox Minor League Defensive Player of the Month for June and Offensive Player of the Month for July (.363, 19 RBI, 28 games)...Had a hit in 8 straight AB from 8/14-16.

2005: Named Red Sox Minor League Offensive Player of the Year, splitting the season between Double-A Portland and Triple-A Pawtucket...Played 97 games at 2B and 16 at SS...Earned Eastern League postseason All-Star honors and tabbed a *Baseball America* Double-A All-Star.

👉 Named Red Sox Minor League Base Runner of the Month for April and won the club's Minor League Quality Plate Appearance Award for June.

👉 Was 4th in the league in OBP (.409) and 5th in AVG (.324) at the time of his 6/22 promotion to Pawtucket.

👉 Hit on his right wrist by a pitch in his 6th Triple-A game, 6/27 at Richmond, and missed the next 8 contests...Sidelined for another 14 games from 7/18-30 after the wrist had not sufficiently healed.

👉 Led the PawSox with 26 runs and was 2nd with 5 HR and 33 hits in August.

2004: Hit safely in 36 of 42 games with 19 BB and only 7 SO between Single-A Augusta and High-A Sarasota...Hit .400 (20-for-50) in 12 games with Augusta before an 8/2 promotion.

👉 Following the season, hit .278 with a .375 OBP and 13 runs in 16 games for Scottsdale of the Arizona Fall League.

Personal

👉 Full name is Dustin Luis Pedroia.

👉 Signed by Dan Madsen (Red Sox).

👉 Married to Kelli...The couple has 3 sons: Dylan, Cole, and Brooks.

👉 Attended Arizona State University, where he was 1 of 5 finalists for the 2004 Golden Spikes Award...Was a 3-time First-Team All-Pac 10 selection, the 2003 Pac-10 Co-Player of the Year, and the 2003 National Defensive Player of the Year...Batted .384 with a .466 OBP, a .544 SLG, and a .972 fielding percentage in 3 seasons at ASU, committing 23 errors in 819 chances...Played in all 185 Sun Devils games over his 3 seasons in Tempe.

👉 Is a 2001 graduate of Woodland (CA) High School, where he was a 3-time Delta League Selection...Hit .445 with 18 2B and 5 HR in his senior year to capture league MVP honors.

👉 Named to the 2013 class of the Arizona Fall League Hall of Fame.

👉 In 2014, became a charter member of the Taylor Hooton Foundation's "Advisory Board" of active major leaguers...The Hooton Foundation is a leader in the advocacy against the use of performance- and appearance-enhancing drugs by the youth of America.

BBWAA ROOKIES OF THE YEAR AT SECOND BASE

Year	Player	Club
1953	Jim Gilliam	BRK
1962	Ken Hubbs	CHC
1963	Pete Rose	CIN
1965	Jim Lefebvre	LAD
1967	Rod Carew	MIN
1969	Ted Sizemore	LAD
1978	Lou Whitaker	DET
1982	Steve Sax	LAD
1991	Chuck Knoblauch	MIN
2007	Dustin Pedroia	BOS

Dustin Pedroia, Continued

In the Community

Dustin launched the Pedroia's Platoon program in 2014 as a way to invite military members to Fenway Park once per homestand, meeting with them before games and giving them tickets to his seats...Each season, meets with children as part of the Make-A-Wish program...Has also been involved in numerous events with the Jimmy Fund, including their New Stars for Young Stars event and Radio-Teleton, and has visited with Jimmy Fund patients on select road trips, at Fenway Park, and during spring training...Attends events that benefit the Red Sox Foundation, including Casino Night, Picnic in the Park, the Welcome Home Party, and Dancing with the New Stars, and has auctioned off fielding lessons to raise funds...In March 2016, met with 17-year-old Keegan Tutrow—who suffers from Chiari Malformation—as part of the Wish Connection non-profit...During spring training, is a regular participant in the Children's Hospital of Southwest Florida Celebrity Golf Classic in Fort Myers...Has recorded several voicemails as part of auction items...Attended Red Sox Winter Weekend in 2015 and 2016, signing autographs, posing for pictures with fans, and taking part in panel discussions...In 2014, met with patients at Walter Reed Medical Center and engaged with fans as part of the Red Sox Destinations program...Participated in the Fort Myers "Days of Service" in 2013, stuffing backpacks with food for children at Treeline Elementary School...Attended the Lee County Boys & Girls Club Dinner, and also visited victims of the Boston Marathon bombings in the hospital...Attended the 2012 Fenway Park Open house and participated in the BoSox Club Family Day...Also visited with patients at Children's Hospital Boston...In 2011, spoke to children attending the Red Sox Baseball Academy and took part in the Bank of America Youth Clinic at Fenway Park...Was the 2009 spokesman for the Play Sun Smart campaign, an initiative MLB started in 1999 to promote the prevention of skin cancer...In 2008, was the spokesman for the Jimmy Fund's Rally Against Cancer fundraiser and served as the Hood Kid Nation spokesman...Hosted the Kid Nation Clinic at Fenway Park and participated in the Bank of America Play Ball Youth Baseball Clinic that year.

Dustin Pedroia's Career Record

YEAR	CLUB	AVG	G	AB	R	H	2B	3B	HR	RBI	SH	SF	HB	BB	SO	SB	CS	E
2004	Augusta	.400	12	50	11	20	5	0	1	5	0	0	1	6	3	2	0	0
	Sarasota	.336	30	107	23	36	8	3	2	14	1	3	4	13	4	0	2	0
2005	Portland	.324	66	256	39	83	19	2	8	40	2	2	4	34	26	7	3	5
	Pawtucket	.255	51	204	39	52	9	1	5	24	1	2	9	24	17	1	0	2
2006	Pawtucket	.305	111	423	55	129	30	3	5	50	9	4	9	48	27	1	4	7
	BOSTON	.191	31	89	5	17	4	0	2	7	1	0	1	7	7	0	1	4
2007	BOSTON	.317	139	520	86	165	39	1	8	50	5	2	7	47	42	7	1	6
2008	BOSTON	.326	157	653	118	213	54	2	17	83	7	9	7	50	52	20	1	6
2009	BOSTON	.296	154	626	115	185	48	1	15	72	3	6	5	74	45	20	8	6
2010	Pawtucket	.167	2	6	1	1	0	0	0	0	0	0	0	1	0	0	0	0
	BOSTON	.288	75	302	53	87	24	1	12	41	2	6	4	37	38	9	1	3
2011	BOSTON	.307	159	635	102	195	37	3	21	91	2	7	1	86	85	26	8	7
2012	BOSTON	.290	141	563	81	163	39	3	15	65	1	6	5	48	60	20	6	5
2013	BOSTON	.301	160	641	91	193	42	2	9	84	0	7	3	73	75	17	5	5
2014	BOSTON	.278	135	551	72	153	33	0	7	53	0	6	1	51	75	6	6	2
2015	BOSTON	.291	93	381	46	111	19	1	12	42	1	3	2	38	51	2	2	6
2016	BOSTON	.318	154	633	105	201	36	1	15	74	1	3	0	61	73	7	4	6
Major League Totals		.301	1398	5594	874	1683	375	15	133	662	23	55	36	572	603	134	43	56
Minor League Totals		.307	272	1046	168	321	71	9	21	133	13	11	27	126	77	11	9	14

2004	Signed by the Boston Red Sox as a second-round selection in the June Draft
2010	On disabled list with a broken left foot, 6/26-8/16
2010	On disabled list recovering from left foot surgery, 8/19 through remainder of season
2012	On disabled list with a right thumb sprain, 7/4-18
2015	On disabled list with a right hamstring strain, 6/25-7/16
2015	On disabled list with a right hamstring strain, 7/23-9/7

Additional Batting Statistics

YEAR	CLUB	OBP	SLG	OPS	TB	GDP
2006	BOSTON	.258	.303	.561	27	1
2007	BOSTON	.380	.442	.823	230	8
2008	BOSTON	.376	.493	.869	322	17
2009	BOSTON	.371	.447	.819	280	19
2010	BOSTON	.367	.493	.860	149	7
2011	BOSTON	.387	.474	.861	301	12
2012	BOSTON	.347	.449	.797	253	9
2013	BOSTON	.372	.415	.787	266	24
2014	BOSTON	.337	.376	.712	207	14
2015	BOSTON	.356	.441	.797	168	6
2016	BOSTON	.376	.449	.825	284	24
Major League Totals		.366	.445	.811	2487	141

Postseason Record

AVG	G	AB	R	H	2B	3B	HR	RBI	SH	SF	HB	BB	SO	SB	CS	E
.242	47	190	32	46	14	0	5	25	1	2	2	21	30	3	1	2

Division Series Record

YEAR	CLUB	AVG	G	AB	R	H	2B	3B	HR	RBI	SH	SF	HB	BB	SO	SB	CS	E
2007	BOS vs. LAA	.154	3	13	2	2	2	0	0	1	0	0	0	1	2	0	0	0
2008	BOS vs. LAA	.059	4	17	0	1	1	0	0	1	0	0	1	2	2	0	0	0
2009	BOS vs. LAA	.167	3	12	1	2	1	0	0	2	0	0	0	1	0	0	0	0
2013	BOS vs. TB	.235	4	17	2	4	1	0	0	5	0	2	0	0	3	0	0	0
2016	BOS vs. CLE	.167	3	12	2	2	1	0	0	0	0	0	0	2	5	0	0	1
Division Series Totals		.155	17	71	7	11	6	0	0	9	0	2	1	6	12	0	0	1

League Championship Series Record

YEAR	CLUB	AVG	G	AB	R	H	2B	3B	HR	RBI	SH	SF	HB	BB	SO	SB	CS	E
2007	BOS vs. CLE	.345	7	29	8	10	3	0	1	5	1	0	0	3	5	0	0	0
2008	BOS vs. TB	.346	7	26	9	9	1	0	3	5	0	0	1	5	3	2	1	0
2013	BOS vs. DET	.273	6	22	1	6	1	0	0	1	0	0	0	4	6	1	0	0
LCS Totals		.325	20	77	18	25	5	0	4	11	1	0	1	12	14	3	1	0

World Series Record

YEAR	CLUB	AVG	G	AB	R	H	2B	3B	HR	RBI	SH	SF	HB	BB	SO	SB	CS	E
2007	BOS vs. COL	.278	4	18	2	5	1	0	1	4	0	0	0	2	0	0	0	0
2013	BOS vs. STL	.208	6	24	5	5	2	0	0	1	0	0	0	1	4	0	0	1
World Series Totals		.238	10	42	7	10	3	0	1	5	0	0	0	3	4	0	0	1

All-Star Game Record

YEAR	CLUB	AVG	G	AB	R	H	2B	3B	HR	RBI	SH	SF	HB	BB	SO	SB	CS	E
2008	AL at NYY	.000	1	1	0	0	0	0	0	0	0	0	0	1	0	0	0	0
2009	AL at STL																	
2010	AL at LAA																	
2013	AL at NYM	.000	1	2	0	0	0	0	0	0	0	0	0	0	0	0	0	0
All-Star Game Totals		.000	2	3	0	0	0	0	0	0	0	0	0	1	0	0	0	0

World Baseball Classic Record

YEAR	CLUB	AVG	G	AB	R	H	2B	3B	HR	RBI	SH	SF	HB	BB	SO	SB	CS	E
2009	USA	.125	3	16	1	2	2	0	0	2	0	0	0	0	1	0	0	0

Career Fielding Record

YEAR	CLUB	POS	PCT.	G	GS	PO	A	E	TC	DP
2006	BOSTON	2B	.975	27	19	45	73	3	121	17
		SS	.952	6	5	7	13	1	21	4
2007	BOSTON	2B	.990	137	132	259	360	6	625	78
2008	BOSTON	2B	.992	157	155	279	448	6	733	101
2009	BOSTON	2B	.991	154	154	253	404	6	663	93
2010	BOSTON	2B	.991	75	75	137	212	3	352	50
2011	BOSTON	2B	.990	159	158	290	425	7	722	81
2012	BOSTON	2B	.992	139	139	228	392	5	625	100
2013	BOSTON	2B	.993	160	159	254	429	5	688	102
2014	BOSTON	2B	.997	135	133	247	405	2	654	96
2015	BOSTON	2B	.986	92	92	165	272	6	443	61
2016	BOSTON	2B	.990	152	151	245	362	6	613	98
Career Totals		2B	.991	1387	1367	2402	3782	55	6239	877
		SS	.952	6	5	7	13	1	21	4

Career Single-Game Highs

HITS	5, 5 times, last 8/14/16 vs. ARI
DOUBLES	3, 3 times, last 8/6/12 vs. TEX
HOME RUNS	3, 6/24/10 at COL
RBI	5, 7 times, last 4/27/16 vs. ATL
RUNS SCORED	5, 8/12/08 vs. TEX
WALKS	3, 10 times, last 7/29/16 vs. LAA
STRIKEOUTS	4, 2 times, last 5/7/14 vs. CIN
STOLEN BASES	2, 12 times, last 8/24/16 at TB
HITTING STREAK	25, 6/29/11-7/28/11
EJECTIONS (3)	8/19/08 at BAL (HP, Bob Davidson) 8/7/12 vs. TEX (1B, Paul Nauer) 6/1/14 vs. TB (HP, D.J. Reyburn)

Home Run Notes

MULTI-HOME RUN GAMES (7)
3-HOME RUN GAMES (1) 6/24/10 at COL
2-HOME RUN GAMES (6) 9/8/09 vs. BAL; 9/13/11 vs. TOR; 4/6/15 at PHI; 5/27/15 at MIN; 9/16/15 at BAL; 4/27/16 vs. ATL
LEADOFF HOME RUNS (3) 9/23/06 at TOR off A.J. Burnett; 10/3/09 vs. CLE off Aaron Laffey; 9/17/13 vs. BAL off Scott Feldman
GRAND SLAMS (4) 8/27/08 at NYY off David Robertson; 5/2/14 vs. OAK off Ryan Cook; 4/27/16 vs. ATL off Bud Norris; 9/24/16 at TB off Danny Farquhar
PINCH-HIT HOME RUNS (0)
EXTRA-INNING HOME RUNS (1) 6/24/10 at COL off Huston Street (10th)
GAME-ENDING HOME RUNS (0)
INSIDE-THE-PARK HOME RUNS (0)

31 DREW POMERANZ

LHP



Bats: Right • **Throws:** Left • **Height:** 6-5 • **Weight:** 232
Opening Day Age: 28 • **MLB Service:** 4 years, 13 days
Born: 11/22/1988 in Collierville, TN
Resides: San Francisco, CA
Acquired: From San Diego in exchange for minor league RHP Anderson Espinoza on 7/14/2016
Contract Status: Signed through 2017

Career Highlights

- Enters his 7th ML season and 1st full season with the Red Sox after being acquired in July 2016.
- Has a career 3.80 ERA (195 ER/462.1 IP) and a .233 opponent AVG over 6 ML seasons with the Rockies (2011-13), Athletics (2014-15), Padres (2016), and Red Sox (2016).
- In 59 ML relief appearances, has a 2.10 ERA (15 ER/64.1 IP) and a .189/.261/.282/543 opponent batting line...Has a 4.07 career ERA (180 ER/398.0 IP) as a starter, including a 3.41 mark (101 ER/266.1 IP) in 49 starts from 2014-16.
- Named an NL All-Star in 2016, representing the host Padres on 7/12 in San Diego...Traded to BOS two days later.
- Selected to the 2011 All-Star Futures Game while with Single-A Kinston.
- Was the No. 5 overall pick in the 2010 June Draft (CLE).

2016: Split the season between SD and BOS, going 11-12 with a 3.32 ERA (63 ER/170.2 IP), 186 SO, and a .217 opponent AVG over a career-high 30 starts and 1 relief appearance...Selected by Manager Terry Collins to replace Noah Syndergaard on the NL All-Star roster, his 1st career selection.

- Ranked among ML leaders in opponent AVG (9th), SO/9.0 IP (10th, 9.81), SO (18th), and ERA (20th).
- Allowed 2 or fewer ER in 20 of his 30 starts, including 7 starts with 0 ER allowed...Made 6 starts with 0 ER and 3 or fewer hits allowed, tied for 3rd-most in MLB (Kershaw-8, Arrieta-7, Hellickson-6).
- Ranked among ML leaders on the road with a 2.75 ERA (6th), a .198 opponent AVG (3rd), and 9.47 SO/9.0 IP (16th)...Allowed 2 or fewer runs in 13 of his 16 road starts.
- Prior to joining BOS, his 1.70 ERA (10 ER/53.0 IP) through 5/23 was the 3rd-lowest through 9 starts in Padres history behind Randy Jones (1.54 in 1975) and Jake Peavy (1.64 in 2007).
- Won his Padres debut on 4/9 at COL (5.0 IP, 2 ER, 7 SO)...Struck out 10 in his home debut vs. PIT, his 1st career double-digit strikeout performance and the 1st by a Padres left-hander since Eric Stults on 5/29/13 vs. SEA (12).
- Recorded 31 SO over his first 4 starts with the Padres...According to STATS, was the 3rd-highest total by a Padre through his first 4 starts of a season, trailing only Jake Peavy in 2005 (34) and Stan Spencer in 2000 (32).
- In 5 May starts, held opponents to a .1452 AVG, the 3rd-best mark among ML qualifiers in the month behind only Marco Estrada (.138) and Clayton Kershaw (.1446).
- Had a career-best 18.0-inning scoreless streak from 5/1-18...Recorded 10 SO on 5/11 at CHC (6.0 IP, 3 H, 0 R).
- On 6/25 at CIN, scattered 3 hits over 7.0 shutout innings and went 2-for-3 at the plate with a HR, the 2nd of his career...Became the 1st SD starter to throw 7.0+ shutout innings and hit a HR since Mat Latos on 7/8/10 at WSH.
- In his final start with SD on 7/7 at LAD, allowed just 2 hits over 7.0 scoreless frames.
- In the 1st half of the season, started 5 of the 6 games in which the Padres shut out their opponent.
- Made his All-Star Game debut on 7/12 at Petco Park...Pitched a scoreless 4th inning, retiring Salvador Perez, Jose Altuve, and Mike Trout, and allowing a single to Jackie Bradley Jr.
- Acquired by the Red Sox from San Diego on 7/14 in exchange for minor league RHP Anderson Espinoza.
- At the time of his trade on 7/14, led NL starters with a .184 opponent AVG and ranked among ML leaders with a 2.47 ERA (7th), a .288 opponent SLG (4th), and a .555 opponent OPS (2nd)...Was 1 of 4 ML starters with an opponent AVG under .200 and more than 10.0 SO/9.0 IP (10.2), joining Clayton Kershaw, Danny Salazar, and Max Scherzer.
- Made his Red Sox debut at Fenway Park on 7/20 vs. SF and left with an 8-5 lead (3.0 IP, 5 ER).
- Allowed 3 or fewer runs in each of 7 starts from 8/4-9/5, a career-long streak...Went 2-2 with a 2.76 ERA (13 ER/42.1 IP) over that stretch, striking out 44 and walking just 14.
- On 8/10, gave up 1 run in 5.1 IP vs. NYY, his 3rd straight start against the Yankees with 1 or 0 ER allowed.
- Earned his 1st win with BOS on 8/15 at CLE, allowing 2 ER in a career-high 7.2 IP.

MOST STARTS IN 2016 WITH 0 ER AND 3 OR FEWER HITS ALLOWED

Pitcher (Team)	Starts
Clayton Kershaw (LAD)	8
Jake Arrieta (CHC)	7
Jeremy Hellickson (PHI)	6
Drew Pomeranz (SD-BOS)	6

- On 8/20 at DET, was removed from the game after 5.0 innings as the result of a 1:11 rain delay...Needed only 51 pitches to get through 5.0 innings, allowing just 4 base runners (4 H, 0 BB, 0 HBP) and earning his 10th win.
- Struck out a career-high 11 batters on 8/25 at TB...Joined Pedro Martinez (3 times) and Josh Beckett (once) as the only Red Sox with 11+ SO in a game at Tropicana Field (later joined by Eduardo Rodriguez).

Made his 1st relief appearance of the season on 10/2 vs. TOR, striking out 2 batters over 1.1 perfect frames.

POSTSEASON: Pitched in the postseason for the 1st time in his career...Recorded 2.1 scoreless innings of relief in Game 1 of the ALDS at CLE (3 H, BB, 5 SO)...Also appeared in relief in Game 3 (1.1 IP, H, 2 ER, HR, BB, 2 SO).

2015: Appeared in a career-high 53 games (9 GS) for OAK, going 5-6 with a 3.66 ERA (35 ER/86.0 IP).

Posted a 4.63 ERA and a .244 opponent AVG in 9 starts, compared to a 2.61 ERA and .205 opponent AVG in 44 relief outings...His 8.58 SO/9.0 IP and 2.65 SO/BB were career bests.

Allowed a .226 opponent AVG, including .152 (15-for-99) against left-handed hitters.

Began the year in the starting rotation...Placed on the 15-day DL on 5/20 with a sprained left AC joint...Reinstated on 6/3 and moved to the bullpen, posting a 1.56 ERA and a .158 opponent AVG over his first 20 relief appearances from 6/4-7/18.

After returning from the DL on 7/23, made a spot start against TOR on the day Scott Kazmir was traded to HOU.

Made his final appearance on 9/26 before missing the final 7 games with an AC joint inflammation...Underwent left shoulder surgery on 10/21 in Dallas, performed by Dr. Keith Meister.

2014: Spent the majority of the season with OAK, posting a career-best 2.35 ERA in 20 games (10 GS).

Made his 1st career Opening Day roster for OAK...Went 1-1 with a 1.62 ERA in 10 relief appearances, and 4-3 with a 2.58 ERA in 10 starts...Held ML opponents to a .204 AVG.

Missed 24 games from 6/17-7/12 while on the disabled list and made 8 starts with Sacramento from 7/12-8/21.

Fractured his right wrist on 6/16 and landed on the 15-day DL the next day...Reinstated and optioned to Triple-A Sacramento on 7/13...Returned to the A's on 8/27 and started that day at HOU...Optioned to Single-A Beloit the next day but did not appear in a game before returning to OAK on 9/2.

2013: Worked in 8 games (4 starts) for COL...Spent most of the year with Triple-A Colorado Springs.

Began the year with Colorado Springs and went 8-1 with a 4.20 ERA in 15 starts before being recalled on 6/30.

Went 0-4 with an 8.10 ERA in 4 starts for the Rockies before being optioned back to Colorado Springs on 7/11.

Did not appear in a game before being recalled again by COL on 7/22...Placed on the DL the next day with left biceps tendinitis...Reinstated on 9/6 and pitched in relief for the 1st time in his career.

Despite spending just 3 months with the Sky Sox, led the club in wins (8) and SO (96)...The Sky Sox were 13-2 (.867) in his starts...Went 4-0 with a 2.54 ERA in 5 starts in April.

Ranked 2nd in the Pacific Coast League in wins and strikeouts at the time of his promotion to COL on 6/30.

2012: Made 22 starts for COL in his official rookie season, going 2-9 with a 4.93 ERA (53 ER/96.2 IP).

Began the season with 1 Double-A Tulsa start before being recalled by the Rockies on 4/15...Optioned to Triple-A Colorado Springs on 5/11 after making 5 starts for COL...Went 4-4 with a 2.51 ERA in 9 Triple-A starts after being optioned.

Recalled again on 7/1 and spent the remainder of the season in the majors...Following his return, went 2-7 with a 5.01 ERA in 17 starts...In 4 starts from 5/2-7/6, went 1-2 with a 1.64 ERA.

At the plate, hit his 1st career HR on 5/7 at SD, a solo shot off of Edinson Volquez.

2011: Made his ML debut with COL after being acquired on 8/17 to complete a 5-player trade with CLE.

Named a Carolina League mid-season and postseason All-Star for Single-A Kinston...Also selected to the U.S. Team in MLB's 2011 All-Star Futures Game.

Made 2 starts for Double-A Tulsa before getting his 1st career ML call-up on 9/11...Debuted that day with a start against CIN, working 5.0 shutout innings for his 1st career win...Became the 7th starting pitcher in COL history to win his debut, the 3rd to do so without allowing a run.

Overall in 3 stops in the minors, went 4-3 with a 1.78 ERA...Held opponents to a .189 AVG.

2010: Did not pitch after being selected by CLE in the 1st round (5th overall) of the June Draft.

Personal

Full name is Thomas Andrew Pomeranz.

Signed by Chuck Bartlett (Indians).

Married Carolyn Essmer in November 2016.

At Collierville (TN) High School, went 20-6 with 11 saves, a 2.21 ERA, and 312 SO in 181.0 IP.

Selected by TEX in the 12th round of the 2007 June Draft but decided to attend the University of Mississippi...Named Southeastern Conference Pitcher of the Year and earned All-America honors from the National Collegiate Baseball Writers Association as a junior...As a freshman, was named a Freshman All-American and All-SEC Freshman.

Older brother, Stuart, was drafted in the 2nd round of the 2003 June Draft by STL...Father, Mike, lettered 4 years at Ole Miss and was selected in the 13th round of the 1988 June Draft by MIN...Uncle, Pat, also lettered 4 years at Ole Miss and was selected in the 18th round of the 1983 June Draft by CWS.

Drew Pomeranz, Continued

In the Community

Drew attended Red Sox Winter Weekend in January 2017, signing autographs and posing for pictures with fans in his 1st offseason with the club.

Drew Pomeranz's Career Record

YEAR	CLUB	W-L	ERA	G	GS	CG	SHO	SV	IP	H	R	ER	HR	HB	BB	SO	WP	BK
2011	Kinston	3-2	1.87	15	15	0	0	0	77.0	56	22	16	2	1	32	95	6	0
	Akron	0-1	2.57	3	3	0	0	0	14.0	10	4	4	1	0	6	17	0	0
	Tulsa	1-0	0.00	2	2	0	0	0	10.0	2	0	0	0	0	7	0	0	0
	COLORADO	2-1	5.40	4	4	0	0	0	18.1	19	11	11	0	1	5	13	1	0
2012	Tulsa	0-0	0.00	1	1	0	0	0	4.0	4	0	0	0	1	1	4	1	0
	COLORADO	2-9	4.93	22	22	0	0	0	96.2	97	57	53	14	4	46	83	8	1
	Colorado Springs	4-4	2.51	9	9	0	0	0	46.2	52	23	13	2	0	20	46	0	0
2013	Colorado Springs	8-1	4.20	15	15	0	0	0	85.2	83	40	40	6	3	33	96	3	0
	COLORADO	0-4	6.23	8	4	0	0	0	21.2	25	15	15	4	1	19	19	0	0
	Tulsa	0-1	11.81	1	1	0	0	0	5.1	10	7	7	2	0	1	5	0	0
2014	OAKLAND	5-4	2.35	20	10	0	0	0	69.0	51	22	18	7	1	26	64	0	0
	Sacramento	3-1	3.69	8	8	0	0	0	46.1	45	19	19	6	0	17	54	2	0
2015	OAKLAND	5-6	3.66	53	9	0	0	3	86.0	71	44	35	8	3	31	82	2	0
	Stockton	0-0	0.00	1	0	0	0	0	2.0	0	0	0	0	0	3	0	0	0
2016	SAN DIEGO	8-7	2.47	17	17	0	0	0	102.0	67	30	28	8	1	41	115	7	0
	BOSTON	3-5	4.59	14	13	0	0	0	68.2	70	35	35	14	0	24	71	3	0
Major League Totals		25-36	3.80	138	79	0	0	3	462.1	400	214	195	55	11	192	447	21	1
Minor League Totals		19-10	3.06	55	54	0	0	0	291.0	262	115	99	19	5	110	327	12	0
Red Sox Totals		3-5	4.59	14	13	0	0	0	68.2	70	35	35	14	0	24	71	3	0

- 2007 Selected by the Texas Rangers in the 12th round of the June Draft (did not sign)
- 2010 Signed by the Cleveland Indians as a first-round selection (5th overall) in the June Draft
- 2011 Acquired by the Colorado Rockies with RHPs Joe Gardner and Alex White and INF/OF Matt McBride in exchange for RHP Ubaldo Jimenez, 8/16
- 2013 Acquired by the Oakland Athletics with RHP Chris Jensen in exchange for LHP Brett Anderson and cash considerations, 12/10
- 2015 Acquired by the San Diego Padres with LHP Jose Torres and a player to be named later (OF Jabari Blash, 12/10) in exchange for INF Yonder Alonso and LHP Marc Rzepczynski, 12/2
- 2016 Acquired by the Boston Red Sox in exchange for RHP Anderson Espinoza, 7/14

Division Series Record

YEAR	CLUB	W-L	ERA	G	GS	CG	SHO	SV	IP	H	R	ER	HR	HB	BB	SO	WP	BK
2016	BOS vs. CLE	0-0	4.91	2	0	0	0	0	3.2	4	2	2	1	0	2	7	0	0

All-Star Game Record

YEAR	CLUB	W-L	ERA	G	GS	CG	SHO	SV	IP	H	R	ER	HR	HB	BB	SO	WP	BK
2016	NL at SD	0-0	0.00	1	0	0	0	0	1.0	1	0	0	0	0	0	0	0	0

Career Fielding Record

YEAR	CLUB	POS	PCT.	G	GS	PO	A	E	TC	DP	
2011	COLORADO	P	1.000	4	4	0	1	0	1	0	
2012	COLORADO	P	.952	22	22	6	14	1	21	0	
2013	COLORADO	P	1.000	8	4	0	2	0	2	0	
2014	OAKLAND	P	1.000	20	10	1	8	0	9	0	
2015	OAKLAND	P	.938	53	9	2	13	1	16	2	
2016	SAN DIEGO	P	.923	17	17	2	10	1	13	0	
	BOSTON	P	.875	14	13	0	7	1	8	0	
Career Fielding			P	.943	138	79	11	55	4	70	2

Career Batting Totals

	AVG	G	AB	R	H	2B	3B	HR	RBI	SH	SF	HB	BB	SO	SB	CS	E
Major League Totals	.174	138	69	4	12	2	0	2	5	9	0	0	1	40	0	0	4

Career Single-Game Highs

INNINGS PITCHED	7.2, 8/15/16 for BOS at CLE
STRIKEOUTS	11, 8/25/16 for BOS at TB
HITS ALLOWED	9, 3 times, last 6/8/16 for SD vs. ATL
RUNS ALLOWED	8, 6/16/14 vs. TEX
WALKS ALLOWED	6, 8/4/16 for BOS at SEA
HOME RUNS ALLOWED	3, 6/19/16 for SD vs. WSH
WINNING STREAK	3, 3 times, last 6/19-7/7/16 for SD
EJECTIONS	None
SCORELESS INNINGS STREAK	18.0, 5/1-18/16 for SD

22 RICK PORCELLO

RHP



Bats: Right • **Throws:** Right • **Height:** 6-5 • **Weight:** 205
Opening Day Age: 28 • **MLB Service:** 7 years, 170 days
Born: 12/27/1988 in Morristown, NJ
Resides: Morristown, NJ
Acquired: From Detroit in exchange for OF Yoenis Cespedes, RHP Alex Wilson, and LHP Gabe Speier on 12/11/2014
Contract Status: Signed through 2019

Career Highlights

- Entering 3rd season with the Red Sox...On 4/6/15, signed a 4-year contract extension through the 2019 season... Originally a 1st-round selection by DET in the 2007 June Draft (27th overall).
- Has been in the majors since opening the 2009 season as part of the Tigers' starting rotation at only 20 years old.
- Won the 2016 AL Cy Young Award after leading the majors with 22 wins (22-4, 3.15 ERA).
- Is the only AL pitcher with 27+ starts in each of the last 8 years (2009-16).
- Is 1 of 11 pitchers who debuted in 1976 or later to earn 100 wins before turning 28 years old, joining Fernando Valenzuela, Roger Clemens, Bret Saberhagen, Dwight Gooden, Greg Maddux, Pedro Martinez, CC Sabathia, Felix Hernandez, Clayton Kershaw, and Madison Bumgarner.
- Enters the 2017 season with a streak of at least 5.0 innings pitched in 41 consecutive starts (began 8/26/15), the longest active streak in the AL...The only pitchers to finish 2016 with longer active streaks were Jake Arrieta (68) and Madison Bumgarner (64)...Pitched 6.0+ innings in each of his final 18 starts of 2016, the majors' longest active streak to begin 2017.
- In his first 8 ML seasons (2009-16), led MLB with 174 opponent GDP and ranked among AL leaders in wins (5th, 107), starts (5th, 241), innings (7th, 1,468.1), and BB/9.0 IP (4th, 2.04).
- Became the only modern ML pitcher (since 1900) to make more than 25 starts in each of his first 7 big league seasons, all before turning 27 (also made more than 25 starts in his 8th season)...Was 1 of only 3 modern ML pitchers to post 10+ wins in each of his first 6 seasons before turning 26 (also Bert Blyleven and Dennis Eckersley).
- Is the only qualifying pitcher to average fewer than 3.0 BB/9.0 IP in each of the last 8 seasons (2009-16)...Joined David Price and Bartolo Colon as the only pitchers to average fewer than 2.0 BB/9.0 IP in each season from 2014-16.
- 2016: Earned the BBWAA American League Cy Young Award after leading the majors in wins (22-4) and SO/BB ratio (5.91)...The Red Sox went 25-8 (.758) in his starts, including 17-3 in his final 20.**
- Tabbed AL Comeback Player of the Year by MLB, Pitcher of the Year by the Boston chapter of the BBWAA, and AL Outstanding Pitcher by the Players Choice Awards.
- Earned the Boston BBWAA's Tim Wakefield Award for Community Service...Also won the BoSox Club of Boston Man of the Year Award for contributions to the success of the Red Sox and for cooperation in community endeavors.
- Honored by the Negro Leagues Baseball Museum Legacy Awards as AL Pitcher of the Year (Wilbur "Bullet" Rogan Award).
- Joined Corey Kluber as the only AL pitchers named on every Cy Young Award ballot...Received 137 points and 8 of 30 first-place votes, as well as 18 votes for 2nd, 2 for 3rd, 1 for 4th, and 1 for 5th...Justin Verlander was the runner-up with 132 points and 14 first-place votes, marking the 1st time an AL pitcher won without receiving the most 1st-place votes...That had previously happened twice in the NL (1998-Glavine, 2009-Lincecum).
- Finished among AL leaders with a 3.15 ERA (5th, 15th in MLB), a 1.01 WHIP (2nd, 4th in MLB), a .230 opponent AVG (6th, 18th in MLB), 189 SO (8th, 16th in MLB), 223.0 IP (4th, 6th in MLB), 3 complete games (T-3rd, T-5th in MLB), 26 quality starts (2nd, T-2nd in MLB), and an .846 winning percentage (2nd, 2nd in MLB).
- Set career bests in starts (33), wins, ERA, innings, strikeouts, WHIP, opponent AVG, BB/9.0 IP, and SO/BB...Issued 6 fewer walks in 2016 (32) than he did in 2015 (38), despite throwing 51.0 more innings.
- His 22 wins were the most by a Red Sox since Pedro Martinez went 23-4 in 1999...Became the 17th pitcher ever to win 22+ games in a season for the Red Sox (accomplished 22 times).
- Recorded the 2nd-most quality starts (26) by a Red Sox in a season since 1919, trailing only Roger Clemens' 27 in 1990...From 6/28 through the end of the season, recorded 17 quality starts in 18 outings, going 14-2 with a 2.58 ERA (37 ER/129.0 IP), a 0.92 WHIP, and a 7.71 SO/BB ratio (108 SO, 14 BB).
- His 5.91 SO/BB ratio (189 SO/32 BB) was the 7th-highest by a Red Sox in the last 100 years.
- Recorded the lowest WHIP (1.01) by a Red Sox since Pedro Martinez (0.92) and Derek Lowe (0.97) in 2002.
- His 1.29 BB/9.0 IP ratio was the 2nd-lowest in MLB and the lowest by a Red Sox starter since Curt Schilling in 2006 (1.24)...Schilling and David Wells (1.03 in 2005) are the only Sox starters with a lower rate over a full season since Cy Young in 1908 (1.11).

RED SOX BBWAA CY YOUNG AWARD WINNERS

Pitcher	Year
Jim Lonborg	1967
Roger Clemens	1986, '87, '91
Pedro Martinez	1999, 2000
Rick Porcello	2016

Rick Porcello

Rick Porcello, Continued

🔴 Walked more than 2 batters in a game only once...In 17 starts from 7/4 through the remainder of the season, posted a 9.09 SO/BB ratio (100 SO, 11 BB).

🔴 Pitched 6.0+ innings in each of his final 18 starts (beginning 6/28), the longest streak in the AL in 2016 and the 2nd-longest by any pitcher (Bumgarner-19).

🔴 Led the majors with 13 wins at home, the most by a Red Sox since Pedro Martinez in 1999 (13)...Ranked 4th in the AL at home with a 2.97 ERA (35 ER/106.0 IP), 3rd with a 1.03 WHIP, 2nd with a 6.85 SO/BB ratio, and 2nd with 0.68 HR/9.0 IP...His 1.10 BB/9.0 IP ratio at Fenway was the lowest by a Red Sox since at least 1913 (min. 100.0 IP).

🔴 The Red Sox won each of his first 14 home starts...According to Elias, that tied the longest such streak to begin a season in club history (also Boo Ferriss in 1946).

🔴 Won his first 13 decisions at home over 14 starts...According to Elias, is 1 of 5 ML pitchers since 1900 to win each of his first 13 decisions of a season at home...The others are Dallas Keuchel (2015 Astros), Boo Ferriss (1946 Red Sox), Tex Hughson (1944 Red Sox), and Larry Benton (1928 Giants).

🔴 In 17 starts against AL East opponents, was 11-2 with a 3.28 ERA (43 ER/118.0 IP) and a 7.47 SO/BB ratio...Each of his final 10 outings against the division was a quality start (beginning 6/28), as he went 7-1 with a 2.63 ERA (21 ER/72.0 IP) in those games.

🔴 Went 7-0 in 10 day games, becoming just the 3rd Red Sox starter since 1913 to make as many as 10 starts during the day without suffering a loss (also Bruce Hurst in 1988, 9-0; and Frank Viola in 1993, 5-0) (source: STATS).

🔴 Went 3-0 with a 1.40 ERA (4 ER/25.2 IP) and a .180 opponent AVG (16-for-89) in 4 Interleague starts.

🔴 Was 1 of 5 ML pitchers (1 of 3 in the AL) to earn the win in each of his first 5 outings of the season.

🔴 Became the 1st Red Sox pitcher ever to win at least 20 of his first 23 decisions of a season.

🔴 On 4/25 at ATL, threw 6.1 scoreless innings and went 1-for-3 at the plate, recording his 1st hit since 8/25/13 with DET at NYM...According to Elias, became the 1st Red Sox pitcher to record a base hit and throw at least 6.0 shutout innings since Daisuke Matsuzaka on 5/22/10 at PHI (8.0 IP, 1-for-2).

🔴 Made his 2nd consecutive scoreless start on 4/30 vs. NYY (7.0 IP), the most shutout innings by a Sox starter vs. NYY since Josh Beckett on 4/10/11 (8.0).

🔴 Went 8-0 over 13 starts from 5/22-7/29, his longest career stretch without suffering a loss.

🔴 Walked a season-high 3 batters on 6/28 at TB, snapping a career-long streak of 19 consecutive starts with 2 or fewer walks allowed...It was the longest such streak by a Red Sox starter since Curt Schilling from 9/20/05-9/20/06 (33).

🔴 Won 6 straight starts from 6/28-7/29, tying his career-long streak (also 4/20-5/17/14).

🔴 Finished the 1st half 11-2 in 18 starts...His 97 1st-half strikeouts were a career high.

🔴 Recorded 7.0+ IP and allowed 3 runs or fewer in 11 straight starts from 7/29-9/19, tied with Cy Young (1904) and Pedro Martinez (2000) for the longest single-season streak in Red Sox history (source: Elias)...No other ML pitcher had more than 6 consecutive such starts in 2016...The last pitcher with a streak that long was Clayton Kershaw (17 from 6/13-9/14/14).

🔴 Threw complete games on 7/29 at LAA and 8/3 at SEA, the 2nd pair of consecutive complete games in his career (also 6/26-7/1/14 with DET)...Was the 1st Sox pitcher with consecutive complete games since Josh Beckett on 7/12/09 & 7/21/09.

🔴 Earned his 100th career win on 8/9 vs. NYY.

🔴 Earned his 18th win of the season on 8/29 vs. TB, becoming the 1st Red Sox to reach 18 wins before September since Derek Lowe in 2002 (18-6).

🔴 From 8/24-9/19, issued just 1 BB over 6 starts (45.2 IP)...Posted a 0.74 WHIP over those outings, all quality starts.

🔴 Earned his 20th win on 9/9 at TOR...Passed the 200.0-inning mark on 9/14 vs. BAL, joining David Price as the 1st Sox teammates with 200.0 IP each since John Lackey (215.0) and Jon Lester (208.0) in 2010.

🔴 On 9/19 at BAL, threw his 3rd complete game of the season on 89 pitches, becoming the 2nd pitcher since the start of 2015 to throw as many as 9.0 innings with fewer than 90 pitches (also Jeff Samardzija on 9/21/15 at DET)...Prior to Porcello, the last Red Sox to do that were Roger Clemens (9/10/88 vs. CLE) and Aaron Cook (6/29/12 at SEA).

🔴 Named AL Pitcher of the Month for September, his 1st career monthly honor and the 1st by a Sox pitcher since Clay Buchholz in April 2013...Recorded 6 quality starts in the month, going 4-1 with a 2.70 ERA (13 ER/43.1 IP), a .211 opponent AVG, and a 0.88 WHIP while striking out 37 and walking 4...His 4 wins tied for the AL lead in the month, while his 0.88 WHIP ranked 3rd and his 9.25 SO/BB ratio ranked 2nd.

POSTSEASON: Started Game 1 of the ALDS at CLE and was dealt the loss (4.1 IP, 6 H, 5 ER, 3 HR, 0 BB, 6 SO).

LONGEST HOME WINNING STREAK TO BEGIN A SEASON, SINCE 1900

Pitcher (Team)	Year	Record
Dallas Keuchel (HOU)	2015	15-0
Larry Benton (NYG)	1928	13-0
Boo Ferriss (BOS)	1946	13-0
Tex Hughson (BOS)	1944	13-0
Rick Porcello (BOS)	2016	13-0

*Source: Elias Sports Bureau

MOST CONSECUTIVE STARTS WITH 7.0+ IP, 3 OR FEWER RUNS ALLOWED (SINGLE SEASON, RED SOX HISTORY)

Pitcher	Starts
Pedro Martinez	11 (2000)
Rick Porcello	11 (2016)
Cy Young	11 (1904)

Source: Elias Sports Bureau

2015: Had a team-leading 149 SO over 28 starts in his 1st season with BOS...Returned from an August DL stint to post a 3.14 ERA (20 ER/57.1 IP) from 8/26 through the remainder of the season.

- ☛ Tied a then-career low with just 38 BB allowed (also 2010)...Placed among AL leaders in SO/BB ratio (8th, 3.92) and BB/9.0 IP (9th, 1.99)...Fanned 149 batters for a career-best 7.80 SO/9.0 IP ratio.

- ☛ On 4/6, agreed on a 4-year contract extension with BOS through the 2019 season.

- ☛ Made his Red Sox debut in the 2nd game of the season on 4/8 at PHIL...Earned his 1st Red Sox win on 4/13 vs. WSH (8.0 IP, 3 ER, 4 H)...The Red Sox won 6 of his first 8 starts (4-2, 4.26 ERA) before a career-long 7-game losing streak over 8 starts from 5/22-7/1 (8.18 ERA, 40 ER/44.0 IP).

- ☛ Made his 200th career start on 7/29 vs. CWS.

- ☛ Landed on the DL for the 1st time in his career on 8/2 (retro to 7/30) with a right triceps strain...Made 2 rehab starts between Short-A Lowell and Triple-A Pawtucket (2.89 ERA, 3 ER/9.1 IP) before being activated on 8/26.

- ☛ In his return from the DL on 8/26 at CWS, delivered 7.0 shutout innings in a 3-0 Red Sox win.

- ☛ On 9/1 vs. NYY, fanned a career-high 13 batters in 8.0 IP, the most SO by a Red Sox pitcher all year...According to Elias, his 13 SO tied for the most ever by a Red Sox pitcher against the Yankees at Fenway Park (also Pedro Martinez on 5/30/01)...It was the most SO for any pitcher against NYY since Chris Sale fanned 13 Yankees on 8/22/12 at CWS.

- ☛ Fanned 45 batters in 43.1 IP over 6 September starts, the highest strikeout total in any month of his career...His 52 SO from 9/1 on were the most from that date on by a Red Sox pitcher since Pedro Martinez tallied 71 in 1999.

2014: Set then-career bests in wins (15), ERA (3.43), and IP (204.2) in his final season with DET.

- ☛ Led the AL with 3 shutouts and finished T-2nd in complete games (3), 8th in wins (tied), and 8th in BB/9.0 IP (1.8).

- ☛ Induced 30 opponent GIDP, 2nd most in the majors...Had the 8th-highest ground ball/fly ball ratio in the AL (1.80).

- ☛ Posted ERAs under 3.00 in June (2.91), July (2.78), and August (2.51)...Named Tigers Pitcher of the Month for both May and August...Won 6 straight starts from 4/20-5/17 (2.50 ERA), then the longest win streak of his career.

- ☛ Had a career-long streak of 25.0 straight scoreless IP from 6/15-7/1...Tossed back-to-back shutouts on 6/26 at TEX and 7/1 vs. OAK, the 1st DET pitcher to do that since Jack Morris in 1986.

- ☛ Threw his 3rd shutout of the year on 8/20 at TB, giving him the most by a Tiger since Jeff Weaver had 3 in 2002.

- ☛ Acquired by BOS from DET in exchange for OF Yoenis Cespedes, RHP Alex Wilson, and LHP Gabe Speier on 12/11. **POSTSEASON:** Did not pitch in the ALDS, as the Tigers were swept in 3 games by the Orioles.

2013: Went 13-8 with a 4.32 ERA (85 ER/177.0 IP)...Registered the AL's 2nd-best ground ball/fly ball ratio (2.40)...Was 7-2 with a 3.71 ERA in 14 outings (12 starts) after the All-Star break.

- ☛ Made his 1st career relief appearance on 4/14 at OAK, throwing 2.0 perfect innings.

- ☛ Named the Tigers' Pitcher of the Month for July after earning the win in all 4 starts in the month (2.08 ERA).

- ☛ Tossed his 1st career complete game on 9/10 at CWS, holding the White Sox to 1 run on 7 hits.

- ☛ Came out of the bullpen in his last 2 regular season outings on 9/27 and 9/29 at MIA (2.1 IP, 0 R).

POSTSEASON: Made 2 appearances for DET in the postseason, 1 each in the ALDS at OAK (G2) and ALCS at BOS (G2)...Combined to allow 3 hits and only an unearned run, but did not record an out.

2012: Made 31 starts for the 2nd straight season, going 10-12 with a 4.59 ERA (90 ER/176.1 IP).

- ☛ At age 23, became just the 5th pitcher since 1900 to begin his ML career with double-digit wins in each of his first 4 seasons prior to turning 24 years old, joining Chief Bender (1903-07), Bert Blyleven (1970-74), Dwight Gooden (1984-88), and Dennis Eckersley (1975-78).

- ☛ Ranked 3rd in the AL with a 2.24 ground ball/fly ball ratio.

- ☛ Named Tigers Pitcher of the Month for June, finishing 3-1 with a 3.00 ERA (12 ER/36.0 IP) in 6 starts.

- ☛ Made the 100th start of his career on 6/2 vs. NYY (6.0 IP, 1 R).

- ☛ Did not surrender a HR in 9 consecutive starts from 6/13-8/1 (54.0 IP).

POSTSEASON: Threw 1.1 innings in 2 relief outings...Retired his only batter faced in Game 3 of the ALDS at OAK (Yoenis Cespedes) to strand a runner at 1B in the bottom of the 8th inning...Tossed a perfect 8th inning of Game 1 of the World Series at SF, his 1st appearance in the Fall Classic.

2011: Went 14-9 with a 4.75 ERA and 104 SO in 31 starts during his 3rd season with DET.

- ☛ With 14 wins, became the 1st major leaguer since Dwight Gooden (1984-87) to post 3 straight seasons with double-digit wins prior to turning 23 years old.

- ☛ Posted a 4-0 record and a 1.59 ERA (7 ER/39.2 IP) over a 6-start stretch from 4/15-5/22.

- ☛ Compiled a 5-0 record and 3.06 ERA (11 ER/32.1 IP) during July, tying for the AL lead in victories that month...Marked his 2nd career month with a 5-0 record (also May 2009)...According to Elias, was the 1st ML pitcher to have multiple 5-0 months prior to turning 23 since Wally Bunker did so for BAL in 1964 at age 19.

POSTSEASON: Made his 1st career postseason appearance for DET in Game 4 of the ALDS on 10/4 vs. NYY (6.0 IP, 5 H, 4 R, 1 BB, 5 SO)...At 22 years, 9 months and 7 days old, became the youngest Tigers pitcher to start a playoff game...Also pitched 9.0 innings in 3 ALCS appearances (1 start), allowing 5 runs (4 ER) in the series.

Rick Porcello, Continued

2010: Made 27 starts in his 2nd season in the majors...Placed T-6th in the AL with 2.1 BB/9.0 IP.

- 👉 At 21 years old on 4/9 vs. CLE, became the youngest pitcher to start a home opener for DET since at least 1952.
- 👉 Optioned to Triple-A Toledo on 6/20 and started 4 games with the Mud Hens before a 7/17 recall...Remained with DET for the remainder of the season.
- 👉 Produced a 4.00 ERA (41 ER/92.1 IP) in 14 second-half starts after posting a 6.14 mark before the All-Star break.
- 👉 Recorded a 2.98 ERA (14 ER/42.1 IP) during a 5-game winning streak from 8/24-9/26.

2009: Spent the entire season in the Tigers' rotation as a 20-year-old in his ML debut season.

- 👉 Led all rookies in wins, going 14-9 with a 3.96 ERA (75 ER/170.2 IP) and 89 SO...Finished 3rd in AL Rookie of the Year voting and selected to *Baseball America's* All-Rookie Team...Named Tigers Rookie of the Year.
- 👉 His 14 wins were the most in Tigers history by a pitcher age 20 or younger.
- 👉 According to Elias, was just the 2nd pitcher since 1972 age 20 or younger with at least 14 wins in a season, joining NYM's Dwight Gooden in 1984 (17) and 1985 (24).
- 👉 Posted a 2.23 ground ball/fly ball ratio, 2nd-highest in the AL...Also T-2nd in the AL with 24 opponent GIDP.
- 👉 Squared off against Ricky Romero in his ML debut on 4/9 at TOR (L, 5.0 IP, 4 R)...Marked the 1st time since 1965 that a pair of 1st-round selections making their debuts faced each other (source: Elias).
- 👉 At 20 years, 3 months, and 13 days old, became the youngest DET pitcher to make his ML debut in a start for the club since Bruce Robbins on 7/28/79 at 19 years old.
- 👉 Earned his 1st ML win on 4/19 at SEA (7.0 IP, 1 R), the youngest Tigers pitcher to earn a victory since Bruce Robbins on 8/28/79 (19 years)...Was the youngest DET pitcher to start a game at Comerica Park at the time of his home debut on 4/29 vs. NYY (20 years, 123 days old).
- 👉 Named AL Rookie of the Month in May after going 5-0 with an ML-leading 1.50 ERA (5 ER/30.0 IP) in 5 starts...According to Elias, was the 2nd pitcher in ML history to post a 5-0 record with an ERA of 1.50 or better over any 5-start stretch at age 20 or younger, joining Dwight Gooden in 1984 (5-0, 1.43 ERA at age 19).
- 👉 Won and allowed no more than 1 run in 4 straight starts to begin May...According to Elias, was only the 6th pitcher since 1900 to win 4 straight starts while allowing 1 run or fewer in a season prior to turning 21...Joined Christy Mathewson (6 in 1901 at age 20), Chief Bender (4 in 1903 at age 19), Walter Johnson (5 in 1908 at age 20), Fernando Valenzuela (7 in 1981 at age 20), and Kerry Wood (4 in 1998 at age 20) in accomplishing the feat.
- 👉 Went 7-1 in 9 starts from 5/5-6/18, becoming the 1st major leaguer under age 21 to win 7 of 9 starts since Dwight Gooden did so in 1985 (source: Elias)...No AL pitcher had done it since Jim Palmer in 1966.
- 👉 On 6/12 at PIT, became the 1st Tigers pitcher in the DH era (since 1973) to earn the win in the same game in which he collected 2 hits and 2 RBI.
- 👉 Ejected on 8/11 at BOS following a bench-clearing incident in the 2nd...Served a 5-game suspension from 8/12-17.
- 👉 Earned Tigers Pitcher of the Month honors for September (3-1, 3.22 ERA, 6 starts).

2008: Made his pro debut with High-A Lakeland and led the Florida State League with a 2.66 ERA in 24 starts...Earned FSL mid- and postseason All-Star honors...Named Lakeland's Pitcher of the Year.

- 👉 Was FSL Pitcher of the Week for 5/5-11...Following the season, named DET's No. 1 prospect by *Baseball America*.

2007: Selected by DET in the 1st round (27th overall) of the June Draft...Did not pitch after agreeing to terms on 8/15...Named the Tigers' top prospect by *Baseball America* after the season.

Personal

- 👉 Full name is Frederick Alfred Porcello.
- 👉 Signed by Bill Buck (Tigers).
- 👉 His grandfather, Sam Dente, was signed by BOS in 1941 and made his ML debut with the Red Sox in 1947.
- 👉 Named *USA Today's* High School Player of the Year in 2007 after compiling a 10-0 record, 1.18 ERA, and 112 SO as a senior at Seton Hall Prep High in West Orange, NJ...Tabbed a First-Team High School All-American by *Baseball America* as well as the 2006-07 Gatorade National Baseball Player of the Year...Was also the Louisville Slugger High School Player of the Year for NJ...As a junior at Seton Hall Prep, went 6-0 with 2 saves and a 0.30 ERA in 10 games.

In the Community

Since 2010, Rick has been actively involved with Team Joseph, a non-profit charity whose mission is to find treatments and cures for Duchenne muscular dystrophy...Has attended all 3 Red Sox Winter Weekend events, signing autographs, posing for pictures with fans, and taking part in panel discussions...Donated 75 autographed baseballs to children at the Boston Baseball Writers Dinner in January 2017...Has participated in the Children's Hospital of Southwest Florida Golf Classic and attended the Red Sox Foundation Casino Night during spring training in each of the last 2 years...In 2016, participated in On-Field Photo Day at Fenway Park in May and participated in a BoSox Luncheon in September...In his 1st season with the Red Sox, participated in the Ice Bucket Challenge, attended Picnic in the Park, met with Jimmy Fund patients in Fort Myers and at Fenway Park, and interacted with fans before a home game, greeting them at the gate and posing for pictures at a selfie station...During his time in Detroit, participated with Tigers Dreams Come True, the Detroit Tigers Autographed Memorabilia Donation Program, and Autographs for a Cause...Attended "Keeping Kids in the Game" event and participated in the Tigers Winter Caravan.

Rick Porcello's Career Record

YEAR	CLUB	W-L	ERA	G	GS	CG	SHO	SV	IP	H	R	ER	HR	HB	BB	SO	WP	BK
2008	Lakeland	8-6	2.66	24	24	0	0	0	125.0	116	51	37	7	11	33	72	3	0
2009	DETROIT	14-9	3.96	31	31	0	0	0	170.2	176	81	75	23	3	52	89	6	1
2010	Toledo	1-2	3.21	4	4	0	0	0	28.0	24	11	10	0	1	10	19	0	1
	DETROIT	10-12	4.92	27	27	0	0	0	162.2	188	96	89	18	7	38	84	11	3
2011	DETROIT	14-9	4.75	31	31	0	0	0	182.0	210	103	96	18	8	46	104	12	0
2012	DETROIT	10-12	4.59	31	31	0	0	0	176.1	226	101	90	16	6	44	107	6	0
2013	DETROIT	13-8	4.32	32	29	1	0	0	177.0	185	87	85	18	3	42	142	6	1
2014	DETROIT	15-13	4.34	32	31	3	3	0	204.2	211	89	78	18	4	41	129	0	0
2015	BOSTON	9-15	4.92	28	28	0	0	0	172.0	196	103	94	25	10	38	149	12	1
	Lowell	0-0	0.00	1	1	0	0	0	3.2	3	0	0	0	0	1	1	0	0
	Pawtucket	0-0	4.76	1	1	0	0	0	5.2	3	3	3	1	1	0	6	0	0
2016	BOSTON	22-4	3.15	33	33	3	0	0	223.0	193	85	78	23	13	32	189	3	0
Major League Totals		107-82	4.20	245	241	7	3	0	1468.1	1585	745	685	159	54	333	993	56	6
Minor League Totals		9-8	2.77	30	30	0	0	0	162.1	146	65	50	8	13	44	98	3	1
Red Sox Totals		31-19	3.92	61	61	3	0	0	395.0	389	188	172	48	23	70	338	15	1

2008 Signed by the Detroit Tigers as a first-round selection (27th overall) in the June Draft

2014 Acquired by the Boston Red Sox in exchange for OF Yoenis Céspedes, RHP Alex Wilson, and LHP Gabe Speier on 12/11

2015 On disabled list with a right triceps strain, 7/30-8/25

Postseason Record

W-L	ERA	G	GS	CG	SHO	SV	IP	H	R	ER	HR	HB	BB	SO	WP	BK
0-3	5.66	9	3	0	0	0	20.2	24	15	13	3	3	2	19	1	0

Division Series Record

YEAR	CLUB	W-L	ERA	G	GS	CG	SHO	SV	IP	H	R	ER	HR	HB	BB	SO	WP	BK
2011	DET vs. NYY	0-1	6.00	1	1	0	0	0	6.0	5	4	4	0	2	1	5	0	0
2012	DET vs. OAK	0-0	0.00	1	0	0	0	0	0.1	0	0	0	0	0	0	0	0	0
2013	DET vs. OAK	0-0	0.00	1	0	0	0	0	0.0	1	0	0	0	0	0	0	0	0
2016	BOS vs. CLE	0-1	10.38	1	1	0	0	0	4.1	6	5	5	3	1	0	6	0	0
Division Series Totals		0-2	7.59	4	2	0	0	0	10.2	12	9	9	3	3	1	11	0	0

League Championship Series Record

YEAR	CLUB	W-L	ERA	G	GS	CG	SHO	SV	IP	H	R	ER	HR	HB	BB	SO	WP	BK
2011	DET vs. TEX	0-0	4.00	3	1	0	0	0	9.0	10	5	4	0	0	1	7	0	0
2013	DET vs. BOS	0-1	0.00	1	0	0	0	0	0.0	2	1	0	0	0	0	0	1	0
LCS Totals		0-1	4.00	4	1	0	0	0	9.0	12	6	4	0	0	1	7	1	0

World Series Record

YEAR	CLUB	W-L	ERA	G	GS	CG	SHO	SV	IP	H	R	ER	HR	HB	BB	SO	WP	BK
2012	DET vs. SF	0-0	0.00	1	0	0	0	0	1.0	0	0	0	0	0	0	1	0	0

Career Fielding Record

YEAR	CLUB	POS	PCT.	G	GS	PO	A	E	TC	DP
2009	DETROIT	P	.947	31	31	11	25	2	38	1
2010	DETROIT	P	.960	27	27	9	15	1	25	3
2011	DETROIT	P	.947	31	31	15	21	2	38	4
2012	DETROIT	P	.894	31	31	12	30	5	47	0
2013	DETROIT	P	.973	32	29	15	21	1	37	2
2014	DETROIT	P	.897	32	31	18	17	4	39	2
2015	BOSTON	P	.906	28	28	10	19	3	32	3
2016	BOSTON	P	.955	33	33	6	15	1	22	0
Career Totals		P	.932	245	241	96	163	19	278	15

Career Batting Totals

	AVG	G	AB	R	H	2B	3B	HR	RBI	SH	SF	HB	BB	SO	SB	CS	E
Major League Totals	.179	245	28	0	5	0	0	0	2	3	0	0	0	11	0	0	19

Career Single-Game Highs

INNINGS PITCHED	9.0, 6 times, last 9/19/16 at BAL
LOW-HIT COMPLETE GAME	3, 2 times, last 8/20/14 at TB
STRIKEOUTS	13, 9/1/15 vs. NYY
HITS ALLOWED	12, 6 times, last 7/4/16 vs. TEX
RUNS ALLOWED	9, 4 times, last 9/4/13 at BOS
WALKS ALLOWED	6, 5/29/14 at OAK
HOME RUNS ALLOWED	3, 4 times, last 8/3/16 at SEA
WINNING STREAK	8, 5/22-7/29/16
EJECTIONS (1)	8/11/09 at BOS (HP, B. O'Nora)
SCORELESS INNINGS STREAK	25.0, 6/15-7/1/14

24 DAVID PRICE

LHP



Bats: Left • **Throws:** Left • **Height:** 6-5 • **Weight:** 215
Opening Day Age: 31 • **MLB Service:** 7 years, 164 days
Born: 8/26/1985 in Murfreesboro, TN
Resides: Nashville, TN
Acquired: Signed as a free agent on 12/4/2015
Contract Status: Signed through 2022
 (opt-out clause after 2018)

Career Highlights

- Entering his 10th professional season, having pitched for TB (2008-14), DET (2014-15), TOR (2015), and BOS (2016).
- Won the 2012 AL Cy Young Award and was the runner-up in 2010 and 2015...Finished 6th in 2014...Is the only No. 1 overall Draft Pick (2007 by TB) to win a Cy Young Award.
- Named Players Choice AL Outstanding Pitcher in 2010 and 2012.
- Is a 5-time All-Star (2010-12, 2014-15)...The only pitcher with more All-Star selections since 2010 is Clayton Kershaw (6).
- Led the AL in ERA in 2012 (2.56) and 2015 (2.45)...His career ERA of 3.21 ranks 6th among active pitchers (min. 1,000.0 IP).
- Led the majors with 271 SO in 2014...Has recorded 200+ SO 5 times in the last 6 years, tied with Clayton Kershaw and Max Scherzer for the most such seasons in that time.
- Led MLB in innings pitched in 2014 (248.1) and 2016 (230.0)...His 1,529.1 IP from 2010-16 ranked 1st in the majors, having eclipsed 200.0 innings in 6 of those 7 seasons (186.2 in 2013).
- Made 101 starts from 2014-16, more than any other pitcher in the majors...Led MLB with 35 starts in 2016.
- His 14 CG from 2012-16 ranked T-1st in the AL (also Chris Sale) and T-2nd in MLB (Clayton Kershaw-18).
- Since joining the Rays rotation on 5/25/09, his 121 wins trail only Max Scherzer (124) and Justin Verlander (123)...Joins Madison Bumgarner as the only pitchers with 15+ wins in each of the last 3 seasons (2014-16)...Also joins Felix Hernandez and Zack Greinke as the only pitchers with 10+ wins in each of the last 8 seasons (2009-16).
- Owns a career .651 winning percentage, 6th-highest in the DH era (min. 150 decisions).
- Has served as Opening Day starter 5 times for the Rays (2011, 2013, 2014), Tigers (2015), and Red Sox (2016)...According to Elias, joined Kevin Brown (1997-99) and Jack Morris (1990-92) as the only pitchers in ML history to start 3 consecutive openers for 3 different teams...Also became the 1st pitcher in ML history to win 3 consecutive Opening Day starts for 3 different teams.
- Was traded in successive non-waiver deadline deals in 2014 and 2015...On 7/31/14, was acquired from the Rays by the Tigers (and current Red Sox President of Baseball Operations Dave Dombrowski) in a 3-team deal that also involved the Mariners...On 7/30/15, went from the Tigers to the Blue Jays for LHPs Daniel Norris, Matt Boyd, and Jairo Labourt...Became the 1st ML pitcher ever to be traded in 2 different seasons after making an All-Star squad that year, and the 1st batter or pitcher to be named to an All-Star team and then get traded in each of 2 consecutive seasons.
- Has gone 56-27 with a 3.39 ERA (281 ER/745.2 IP) in 115 career outings against the AL East (114 starts)...His .675 win pct. opposing the AL East is 2nd-best all-time among pitchers with at least 50 starts facing that division (since 1969), trailing only Andy Pettitte (.687, 92-42)...From 2010-16, his 50 wins versus the AL East were 17 more than any other pitcher.
- Is 78-45 (.634) against teams that finished the season .500 or better, the 2nd-highest winning percentage in modern ML history (min. 100 starts since 1900) behind only Hall of Famer Sandy Koufax (.651, 84-45) (source: Elias).
- His career road record of 67-30 (.691) is the 3rd-best in ML history (min. 60 decisions) behind Vic Raschi (.700, 63-27) and Whitey Ford (.695, 116-51).
- Has held LHH to a .227/.270/.331/.601 line in his big league career...Among actives (min. 1,000 LHH faced), only Clayton Kershaw, Madison Bumgarner, and Tyler Clippard have a better opponent OBP against lefties.
- Has pitched in the postseason in 7 of his 9 ML seasons...According to Elias, is the only player to pitch in the postseason in 4 consecutive years with 4 different teams (2013-TB, 2014-DET, 2015-TOR, 2016-BOS)...Elias notes that Price is 1 of only 4 players, regardless of position, to play in 4 consecutive postseasons for 4 different teams (also Kenny Lofton, Orlando Cabrera, and Eric Hinske)...Has made 4 quality starts in the postseason, but is 0-3 in those games.

LOWEST ERA AMONG ACTIVE MAJOR LEAGUERS

1.	Clayton Kershaw	2.37*
2.	Madison Bumgarner	2.99*
3.	Chris Sale	3.00
4.	Felix Hernandez	3.16
5.	Adam Wainwright	3.17*
6.	David Price	3.21

Min. 1,000.0 IP

*Has spent entire career in NL

HIGHEST WINNING % IN THE DH ERA (SINCE 1973)

1.	Pedro Martinez	.687 (219-100)
2.	Clayton Kershaw	.677 (126-60)
3.	Roy Halladay	.659 (203-105)
4.	Roger Clemens	.658 (354-184)
5.	Ron Guidry	.651 (170-91)
6.	David Price	.651 (121-65)

*Min. 150 decisions

2016: Led the majors in innings pitched (230.0) in his debut season with the Red Sox...Went 17-9 with a 3.99 ERA and led the club in starts (35), innings, and strikeouts (228).

- ☛ Became the 1st Red Sox to lead the majors in innings pitched since Roger Clemens in 1991 (271.1).
- ☛ Ranked 4th in the AL and 7th in the majors with 228 SO, the most ever by a Red Sox LHP in a single season and the most by any Red Sox since Pedro Martinez in 2002 (239).
- ☛ His 17 wins ranked T-4th in the AL and T-8th in the majors.
- ☛ Was the only major leaguer to make 35 starts, marking a new career high...It was the most in a single season by any ML pitcher since Chris Carpenter and Dan Haren in 2010 (35 each) and the most by a Red Sox pitcher since Frank Viola in 1992 (35).
- ☛ Ranked 5th in the AL and 9th in MLB with a 4.56 SO/BB ratio.
- ☛ Posted a 6.75 ERA (31 ER/41.1 IP) in his first 7 starts, but had a 3.39 ERA (71 ER/188.2 IP) in 28 starts from 5/12 through the end of the season.
- ☛ The Red Sox won 9 of his final 11 regular season starts, including 9 straight from 8/12-9/22, the longest streak of his career for any team.
- ☛ His .314 opponent AVG on balls in play (BABIP) was the highest of his career and the 8th-highest among qualifying AL pitchers (15th-highest in MLB).
- ☛ Ranked 2nd in MLB with 10 starts of 8.0+ IP (Sale-13), the most by a Red Sox pitcher since Pedro Martinez's 11 in 2002, and the most by a Red Sox LHP since Frank Viola in 1992 (14).
- ☛ Ranked 2nd in the AL with 7 double-digit strikeout games (Verlander-8)...The only other Red Sox with as many double-digit SO efforts in a season are Pedro Martinez (5 times), Roger Clemens (5), Jon Lester (1), and Jim Lonborg (1).
- ☛ Made 6 Interleague starts, more than any other Red Sox starter in a single season since Interleague play began in 1997...Went 4-2 with a 3.14 ERA (15 ER/43.0 IP, 46 SO, 11 BB) in those outings...Tied a Red Sox record with 4 Interleague wins (also Derek Lowe in 2003, Matt Clement in 2005, and Josh Beckett in 2006).
- ☛ Made his Red Sox debut with his 4th consecutive Opening Day start on 4/5 at CLE, the 5th of his career...According to Elias, joined Kevin Brown (1997-99) and Jack Morris (1990-92) as the only pitchers in ML history to start 3 consecutive openers for 3 different teams...Also joined David Wells (2005) and Pedro Martinez (1998) as the only Red Sox to make their team debuts as the Opening Day starter since 1978.
- ☛ Became the 1st pitcher in ML history to win 3 consecutive Opening Day starts for 3 different teams, and the only pitcher in the majors to win on Opening Day in 2014, 2015, and 2016.
- ☛ Became the 1st LHP in Sox history to record 10+ SO in his team debut, and the first to do so on Opening Day...Joined Pedro Martinez (1998 and 2000) as the only AL starters with 10+ SO and 0 XBH allowed in an Opening Day outing since 1971.
- ☛ Struck out 8 on 4/11 vs. BAL and 9 on 4/16 vs. TOR...Joined Pedro Martinez as the only Red Sox in the last 100 years to strike out 8+ hitters in each of their first 3 games with the club.
- ☛ Tied a career high with 14 SO in 8.0 IP on 4/26 at ATL, the highest single-game total by a Red Sox pitcher in 2016.
- ☛ Led MLB with 46 SO in April, his most through the first 5 outings of any season...His 13.96 SO/9.0 IP ratio in April was the highest by any Red Sox pitcher (min. 20.0 IP) before May 1 since 1913 (previous: Pedro Martinez, 13.89 in 2001)...It was also the highest mark by any AL pitcher through April in the live ball era (min. 20.0 IP).
- ☛ Won his career-best 9th consecutive decision on 5/1 vs. NYY (4-0 in 2016)...Became the 1st BOS pitcher to earn the win in his first 4 decisions with the club, all as a starter, since Jon Lester in 2006.
- ☛ Made 8 straight quality starts from 5/12-6/19 (2.47 ERA, 16 ER/58.1 IP, .204 opponent AVG, 0.94 WHIP).
- ☛ Did not allow a HR to a left-handed batter in any of his first 9 starts (6-for-34, 3 1B, 3 2B).
- ☛ Passed 1,500.0 career innings pitched on 5/24 vs. COL.
- ☛ Lost 3 consecutive quality starts from 6/3-14, the longest such streak by a Red Sox since Pedro Martinez in 1999.
- ☛ Threw his 1st complete game with BOS and 15th of his career on 6/8 at SF (L, 8.0 IP, 3 H, 2 ER).
- ☛ Was dealt the loss on 6/14 vs. BAL, despite striking out 11 and walking none over 8.0 IP (3 ER)...Was the 1st Red Sox starter with 10+ SO and 0 BB in a loss since Pedro Martinez on 8/19/99 vs. OAK.
- ☛ Recorded his 1,500th career strikeout on 7/5 vs. TEX...Also in that game, surrendered a stolen base to Ian Desmond, snapping a streak of 49 starts without a SB allowed (began 4/6/15)...The only ML pitchers with longer streaks since 1913 are Terry Mulholland (62, 5/2/93-9/9/95) and Whitey Ford (62, 4/18/58-5/13/60; 61, 7/28/60-5/18/62).
- ☛ On 7/10 vs. TB, struck out 10 batters for the 3rd straight game over 8.0 scoreless innings...According to Elias, became just the 3rd Red Sox starter with 3 consecutive outings with 10+ SO and 1 or 0 BB (also Rich Hill in 2015 and Pedro Martinez in 1999).

MOST STRIKEOUTS IN A SEASON, RED SOX LHP

Pitcher (Year)	SO
David Price (2016)	228
Jon Lester (2009)	225
Jon Lester (2010)	225
Bruce Hurst (1987)	190

DAVID PRICE, 2014-16

Stat	MLB Rank
698.2 IP	1st
101 Starts	1st
50 Wins	T-3rd (1st in AL)
724 SO	3rd (2nd in AL)
3.25 ERA	*20th (7th in AL)
<i>*Min. 450.0 IP</i>	

David Price, Continued

🔴 Led the AL with 140 SO at the All-Star break, the most by a LHP in the 1st half in Red Sox history...Joined Pedro Martinez (3 times) and Roger Clemens (once) as the only Red Sox with as many as 7 double-digit strikeout performances prior to the All-Star break.

🔴 On 7/28 at LAA, threw 8.0 shutout innings before the Angels plated 2 unearned runs off Brad Ziegler in the 9th for a 2-1 walk-off win...Became the 1st Sox pitcher with 8.0 shutout frames in a team loss since Matt Young did so in a 1-0 loss to CLE on 4/15/91 at Fenway (9.0, 2 H, 0 R).

🔴 From 8/12-9/12, earned the win in 7 consecutive starts, a career-long streak and the 2nd-longest in the AL in 2016 (Sale-9)...Posted a 2.16 ERA (12 ER/50.0 IP), a .184 opponent AVG, and a 0.82 WHIP in those starts.

🔴 Was credited with his 2nd complete game of the season and 16th of his career in a rain-shortened win on 8/17 at BAL, allowing 1 run on 4 hits over 6.0 innings.

🔴 Went 23.0 IP without walking a batter from 9/2-22 (25 SO)...Became the 1st Red Sox pitcher since at least 1913 to make 3 consecutive starts with 7+ SO and 0 BB: 9/7 at SD, 9/12 vs. BAL, and 9/17 vs. NYY.

🔴 Struck out 7+ batters in 6 consecutive starts from 8/22-9/17, tying Jon Lester (4/17-5/16/14) for the longest such streak by a left-handed Sox pitcher since 1913.

🔴 Recorded his 200th strikeout of the season on 9/7 at SD...Became just the 2nd Red Sox LHP ever with 200+ SO in a single season (also Jon Lester, 2009 & '10).

🔴 Won his 8th straight decision on 9/22 at BAL, tying the 2nd-longest streak of his career.

POSTSEASON: Started Game 2 of the ALDS at CLE and was dealt the loss (3.1 IP, 6 H, 5 ER)...According to Elias, became the 1st player to pitch in the postseason in 4 consecutive years with 4 different teams (2013-TB, 2014-DET, 2015-TOR, 2016-BOS)...Elias notes that Price became only the 4th player, regardless of position, to play in 4 consecutive postseasons for 4 different teams (also Kenny Lofton, Orlando Cabrera, and Eric Hinske).

2015: Led the AL with a 2.45 ERA (60 ER/220.1 IP) in 32 starts between DET and TOR...Helped TOR to its 1st postseason berth since 1993.

🔴 Named an All-Star via the player ballot...Finished 2nd in AL Cy Young Award voting.

🔴 Placed among AL leaders in innings (3rd), quality starts (T-3rd, 24), strikeouts (4th, 225), and starts (T-7th)...Worth 6.4 WAR according to FanGraphs, 3rd among ML pitchers behind Clayton Kershaw (8.6) and Jake Arrieta (7.3).

🔴 Became just the 4th pitcher since 1893 to win at least 9 games and post a winning record for 2 different teams in a single season...Joined Hank Borowy (1945 Cubs and Yankees), David Cone (1995 Blue Jays and Yankees), and Bartolo Colon (2002 Indians and Expos).

🔴 Limited opponents to a .230 AVG, .271 OBP, and .350 SLG, posting the 4th-best opponent OPS in the AL (.621).

🔴 Recorded the 6th-best walk rate (1.9 BB/9.0 IP) and 6th-best strikeout rate (9.2 SO/9.0 IP) in the AL, and had the 4th-highest SO/BB ratio (4.8).

🔴 Allowed 2 ER or fewer in 23 of his 32 starts (72%), including 8 of 11 with TOR.

🔴 Did not allow a stolen base throughout the regular season.

🔴 Pitched 8.2 scoreless innings for the win as DET's Opening Day starter on 4/6 vs. MIN.

🔴 Reached double digits in strikeouts 4 times, recording a season-high 12 SO on 5/21 vs. HOU and 7/18 vs. BAL.

🔴 Threw 3 complete games, including a 93-pitch shutout on 6/12 vs. CLE.

🔴 Earned the win for the AL in the All-Star Game on 7/14 in CIN, recording 2 SO (eventual NL MVP Bryce Harper and runner-up Paul Goldschmidt) in a perfect 4th inning.

🔴 Acquired by TOR on 7/30 in exchange for LHPs Matt Boyd, Daniel Norris, and Jairo Labourt.

🔴 Won 9 of 11 regular season starts with TOR, posting an AL-best 2.30 ERA (19 ER/74.1 IP) from 7/30 on (min. 5 GS).

🔴 Fanned 11 while allowing 1 run in 8.0 IP on 8/3 vs. MIN in his Blue Jays debut.

🔴 Defeated the Orioles for his 100th career win on 9/5 vs. BAL...Won his last 5 regular season starts, all in September (5-0, 2.32, 8 ER/31.0 IP, 37 SO).

POSTSEASON: Appeared in 4 postseason games (3 starts) for the Blue Jays, going 1-2 while allowing 16 ER with 23 SO in 23.1 IP (6.17 ERA)...Suffered the loss in ALDS Game 1 vs. TEX, allowing 5 runs, 3 on a pair of HR, over 7.0 IP...Earned the victory in Game 4 at TEX in his 1st postseason relief outing since his rookie 2008 campaign...Came in with a 7-1 lead and 2 out in the bottom of the 5th inning, stranded his only batter faced in that frame, and left after allowing 3 runs in 3.0 IP in an eventual 8-4 win...Started Game 2 of the ALCS at KC and permitted 5 runs in 6.2 IP for the loss...After a leadoff single, retired 18 straight batters before a 5-run 7th inning...Did not factor into the Jays' Game 6 series-clinching loss in KC...Started and fanned 8 while allowing 3 runs in 6.2 innings...Left trailing 2-1 with a runner on 2nd, who came around against reliever Aaron Sanchez.

MOST CONSECUTIVE SEASONS WITH A SUB-3.50 ERA IN THE AL DURING THE DH ERA (SINCE 1973)

Roger Clemens	7	1986-92
Felix Hernandez	7	2008-14
Madison Bumgarner	6	2011-16
Jim Palmer	6	1973-78
David Price	6	2010-15

2014: Earned his 4th All-Star Game selection and went 15-12 with a 3.26 ERA (90 ER/248.1 IP) between the Rays and Tigers...Led MLB with 271 SO, 248.1 IP, and 34 starts (tied).

Also ranked among AL leaders in walk rate (3rd, 1.4 BB/9.0 IP), strikeout rate (4th, 9.8 SO/9.0 IP), SO/BB ratio (3rd, 7.1), and quality starts (T-5th, 24)...Had the AL's 12th-lowest ERA.

Recorded a career-high 11 double-digit strikeout games, tied for the most in MLB (also CLE's Corey Kluber)...Had a season-high 12 SO on 3 occasions: 4/22 vs. MIN, 5/13 at SEA, and 6/20 vs. HOU.

Tossed at least 100 pitches in 23 straight starts from 4/22-8/21, the longest such streak in the AL all year.

Made a career-high 13 straight quality starts from 5/30-8/5 (7-4, 2.12 ERA, 115 SO, 102.0 IP).

Fanned 54 batters over 39.2 IP in June for an AL-leading 12.3 SO/9.0 IP in the month...Topped the AL with 45 SO and 5 wins (tied) in July while finishing 8th with a 1.74 ERA (9 ER/46.2 IP).

Won a career-high 6 straight starts from 6/25-7/25 (1.31 ERA, 7 ER/48.0 IP).

Acquired by the Tigers in a 3-team deal on 7/31...DET sent OF Austin Jackson to SEA, DET sent INF Willy Adames and LHP Drew Smyly to TB, and SEA sent INF Nick Franklin to TB.

In his 4th start for the Tigers, lost 1-0 in a complete game against his former team at Tropicana Field (8.0 IP)...Allowed just 1 hit and the run was unearned.

Following the season, named by *Baseball America* as the AL pitcher with the best control.

POSTSEASON: Started and lost the 3rd and final game of the ALDS vs. BAL...Held the O's to 2 runs, both on a HR by Nelson Cruz, and gave up just 5 hits over 8.0 IP in the 2-1 defeat...DET's only run came in the 9th inning.

2013: Went 10-8 with a 3.33 ERA (69 ER/186.2 IP) in 27 starts for the Rays.

Established a career high with 4 complete games, tied with CWS' Chris Sale for the AL lead...Threw fewer than 100 pitches in 3 of those complete games.

Led the AL in walk rate (1.3 BB/9.0 IP) and SO-to-BB ratio (5.6), issuing only 27 BB against 151 SO.

Went 5-0 in 7 starts in AL East parks on the road.

Made his 2nd Opening Day start (also 2011) on 4/2 vs. BAL (ND, 6.0 IP, 2 ER).

Began the year 1-4 with a 5.24 ERA (32 ER/55.0 IP) in 9 starts before landing on the DL from 5/16-7/1 with a right triceps strain...Marked his 1st career trip to the DL.

Beginning with his 7/2 return from the DL, led the majors with 131.2 IP and ranked 4th in the AL in ERA (2.53), going 9-4 in 18 starts.

Returned from the DL on 7/2 at HOU and fanned a season-high 10 batters on 70 pitches in 7.0 shutout innings (3 H).

Went the distance in 3 of his next 4 starts from 7/7-24, including back-to-back complete-game efforts on 7/7 vs. CWS and 7/12 vs. HOU.

Allowed just 1 BB in a 7-start span from 7/2-8/3 (57.1 IP), recording separate club-record streaks of 27.0 innings (from 7/2-19) and 35.1 innings (from 7/19-8/9) without issuing a free pass.

With wins on 7/24 and 7/29, became the 1st starter since SLB's Rip Collins in 1941 to beat Boston at Fenway Park twice in the span of 5 days.

Compiled a season-high, 5-game winning streak from 7/19-8/24 (2.35 ERA, 15 ER/57.1 IP, 44 SO).

Went 5-1 with a 1.68 ERA (9 ER/48.1 IP) in 6 starts during July, leading the AL in wins and innings pitched...Posted a 2.63 ERA (12 ER/41.0 IP) in 6 August starts.

Started the Game 163 tiebreaker at TEX on 9/30, pitching the Rays to the playoffs with a complete-game 5-2 win...Was just the 5th major leaguer to record a complete-game win in a 1-game tiebreaker, along with Gene Bearden (1948), Joe Niekro (1980), Al Leiter (1989), and Randy Johnson (1995).

POSTSEASON: Appeared once in the Rays' 3-games-to-1 ALDS loss to the Red Sox, a Game 2 start at Fenway Park (L, 7.0 IP, 7 R)...Allowed 2 HR to David Ortiz, the 1st lefty hitter ever to go deep off Price twice in a game.

2012: Won a Cy Young Award after leading the AL with a 2.56 ERA and tying for the AL lead in wins (20-5) and winning percentage (.800)...His 20 wins were a single-season Rays franchise record.

Led the AL with 25 quality starts (tied) and 23 starts allowing 2 ER or less...Also ranked among AL leaders with a .226 opponent AVG (4th), 205 SO (6th), and 211.0 IP (8th)...Topped the majors with 23 starts of 7.0+ IP.

Selected to the AL All-Star squad for the 3rd straight year...After the season, earned the Players Choice Award as the AL's Outstanding Pitcher, his 2nd such award in 3 years (also 2010).

Entered the All-Star break at 11-4 with a 2.82 ERA (35 ER/111.2 IP) in 17 starts...Posted a 9-1 record and 2.27 ERA (25 ER/99.1 IP) in 14 games following the break.

Led the majors with a Rays franchise-record 13 wins on the road.

Posted ERAs of 2.67 in April, 2.75 in May, 3.29 in June, 1.78 in July, 2.12 in August, and 2.68 in September.

Posted an 8-game win streak over 12 straight quality starts from 6/19-8/21 (8-0, 1.56 ERA, 86.1 IP, 15 ER, 89 SO), all 7.0 IP or more...Established a TB franchise record with 5 wins during June (5-1).

Tossed a scoreless 3rd inning on just 7 pitches in the All-Star Game on 7/10 in KC.

Did not allow a run in 29.1 consecutive innings at Tropicana Field from 7/14-9/20.

Fanned a season-high 13 batters on 9/25 at BOS...Was 1 of his 4 double-digit strikeout games on the year.

David Price, Continued

2011: Named an AL All-Star...Recorded 218 SO in 224.1 IP, tying for the ML lead with 34 starts.

- ⚡ Became just the 10th pitcher in AL history to post a losing record (12-13) while recording at least 200.0 IP and 200 SO with a sub-3.50 ERA (3.49).
- ⚡ Became the 13th pitcher in ML history to make an Opening Day start, All-Star Game start, and postseason start all by the age of 25, the 1st since ATL's Tom Glavine 20 years prior.
- ⚡ Was 1 of just 6 AL pitchers with at least 200.0 IP and 200 SO...Ranked 5th in the AL with 218 SO and 8.8 SO/9.0 IP...Placed 8th in opponent AVG (.230) and 9th in IP.
- ⚡ Limited left-handed batters to a .171 AVG (36-for-210), best among ML starters.
- ⚡ Made his 1st career Opening Day start on 4/1 vs. BAL (L, 7.0 IP, 5 H, 4 R).
- ⚡ Selected to the All-Star team by AL Manager Ron Washington, but did not pitch due to a turf toe injury.
- ⚡ Finished 2nd in the AL with a 2.13 ERA (10 ER/42.1 IP) in August...Posted an 18.0-inning scoreless streak, 8/12-23.
- ⚡ Established a franchise record with a career-high 14 SO on 8/28 at TOR (has since been surpassed).

POSTSEASON: His only postseason outing was a start in Game 3 of the ALDS vs. TEX (L, 6.2 IP, 7 H, 3 R, 3 SO).

2010: Started the All-Star Game and finished 2nd in Cy Young Award voting in 1st full ML season.

- ⚡ Ranked among AL leaders in wins (T-2nd, 19), winning percentage (2nd, .760), ERA (3rd, 2.72), opponent AVG (5th, .221), fewest hits allowed per 9.0 IP (5th, 7.3), SO (8th, 188), and strikeout rate (9th, 8.1 SO/9.0 IP).
- ⚡ Won the Warren Spahn Award, given to the best left-handed pitcher in baseball.
- ⚡ Selected as the MLB Players Choice Most Outstanding Pitcher.

⚡ Was the AL's All-Star Game starter at Angel Stadium and worked 2.0 scoreless innings...At 24, was the youngest left-handed pitcher to start for the AL since NYY's Lefty Gomez in 1933, the very 1st All-Star Game played.

⚡ Compiled an 8-1 record in 13 games following a Rays loss...Became the youngest left-handed pitcher in the AL to win 19 games since 2002 when Barry Zito (age 24) won 23 games and Mark Buehrle (age 23) won 19 games.

⚡ Led the AL with a 2.42 ERA (31 ER/115.1 IP) in 17 starts prior to the All-Star break...Posted a 2.20 ERA in April and a 2.18 ERA in June...Compiled a season-high 5-game win streak from 4/25-5/23 (5-0, 2.03 ERA, 9 ER, 40.0 IP).

⚡ Recorded his 1st career shutout on 4/25 vs. TOR, allowing just 4 hits with 9 SO.

⚡ Was AL Pitcher of the Month for September (4-0, 1.67 ERA, 8 ER, 43.0 IP, 33 SO)...Capped the month with a 5-0 win on 9/28 vs. BAL, pitching 8.0 scoreless innings as the Rays clinched their 2nd postseason appearance.

POSTSEASON: Was 0-2 in the ALDS vs. TEX, losing both starts at home to Cliff Lee in Game 1 and Game 5...Fanned 14 batters with 0 BB in 12.2 IP, allowing 7 ER (4.97 ERA).

2009: In rookie season, went 10-7 with a 4.42 ERA (63 ER/128.1 IP) in 23 starts for the Rays after a promotion from Triple-A Durham on 5/25.

⚡ Was 7-3 with a 3.58 ERA (30 ER/75.1 IP) and .217 opponent AVG over his final 12 starts beginning 7/31...Led the Rays staff with 7 wins following the All-Star break.

⚡ Went 1-0 with a 1.93 ERA (4 ER/18.2 IP) and a .113 opponent AVG in 3 starts against the Yankees.

⚡ Fanned a season-high 11 batters on 5/30 vs. MIN (5.2 IP), his 1st ML victory in the regular season.

⚡ On 6/17 at COL, collected his 1st ML hit with a single off Aaron Cook.

⚡ Began the year going 1-4 with a 3.93 ERA (15 ER/34.1 IP) and 35 SO in 8 starts for Triple-A Durham.

2008: Ascended from Single-A to the majors in his 1st pro season...Made 5 regular season and 5 postseason appearances for the Rays.

⚡ Combined to go 12-1 with a 2.30 ERA (28 ER/109.2 IP) and 109 SO in 19 starts between High-A Vero Beach, Double-A Montgomery, and Triple-A Durham before joining the Rays in September.

⚡ Start of pro career was delayed until 5/22 due to a mild left elbow strain...Began career with 20.0 scoreless IP for Vero Beach...Beat NYM's Pedro Martinez (on rehab) on 5/28 at St. Lucie in his 2nd pro start (6.0 IP, 2 H, 0 R, 0 BB, 9 SO).

⚡ Was promoted to Montgomery on 6/22 after going 4-0 with a 1.82 ERA (7 ER/34.2 IP) and 37 SO in 6 starts at High-A...Won all 7 of his decisions with Montgomery, posting a 1.89 ERA (12 ER/57.0 IP)...Promoted to Durham on 8/11, having gone 11-0 between Vero Beach and Montgomery to open his pro career.

⚡ Made 4 regular season starts with Triple-A Durham (1-1, 4.50 ERA, 9 ER/18.0 IP)...Also went 1-0 with a 3.27 ERA (4 ER/11.0 IP) in the International League playoffs.

⚡ Promoted to the ML roster on 9/13 and posted a 1.93 ERA (3 ER/14.0 IP) in 5 games (1 start) with the Rays.

⚡ Made ML debut in relief on 9/14 at NYY...Totaled 5.1 IP, 3 H, 2 ER, 0 BB, and 4 SO on 87 pitches...In his 1st inning of work, retired the side in order on 7 pitches.

⚡ Made 1st ML start on 9/22 at BAL (5.1 IP, 2 R, 1 ER, 4 H, 3 SO)...Did not allow a hit until the 5th inning.

⚡ After the season, selected as *USA Today's* Minor League Player of the Year, tabbed Rays Minor League Player of the Year, and named the Rays' No. 1 prospect by *Baseball America* as well as the top prospect in baseball by MiLB.com.

POSTSEASON: Made 5 relief appearances, all between the ALCS and World Series, and was on the mound when the Rays captured the AL pennant with a 3-1 win over BOS in Game 7 of the ALCS...Combined to go 1-0 with a save, a 1.59 ERA (1 ER/5.2 IP), 2 hits allowed, and 8 SO...Finished each of the 5 games in which he appeared...Became the 1st pitcher in ML history to earn his 1st big league win and save in the postseason, and the 1st rookie to notch both a win and a save in the postseason since NYY's Ryne Duren in 1958...Was the quickest No. 1 overall draft pick to play in the World Series, doing so just 1 season after being drafted...Earned 1st ML win in Game 2 of the ALCS vs. BOS with 0.2 scoreless IP...Picked up the save in Game 7 with 1.1 scoreless IP...In that game, entered with 2 out and the bases loaded in the 8th and struck out J.D. Drew...Allowed 1 ER in 3.1 IP in TB's World Series loss to PHI.

2007: Selected No. 1 overall in the June Draft...Signed by TB on 8/15, but did not pitch in a game.

⚡ Attended TB's instructional league camp in September while taking a break from classes at Vanderbilt.

Personal

⚡ Full name is David Taylor Price.

⚡ Signed by Brad Matthews (Rays).

⚡ Married his wife, Tiffany, in November 2016.

⚡ Has a French bulldog, Astro...In April 2013, Price and Astro were both given the key to the city by Tampa's mayor.

⚡ His Twitter account, @DAVIDprice24, has over 1.5 million followers and more than 15,000 tweets.

⚡ Majored in sociology at Vanderbilt University...As a junior in 2007, went 11-1 with a 2.63 ERA and a school-record 194 SO in leading Vanderbilt to its 1st-ever SEC regular season and tournament championships.

⚡ Won the 2007 Golden Spikes Award as the best amateur baseball player in the country...Also tabbed that year's Dick Howser Award Winner as the nation's best college baseball player; named by *Baseball America* as the College Player of the Year; named Collegiate Baseball's National Co-Player of the Year; won the Brooks Wallace Award as the College Baseball Foundation's Player of the Year; named the Roger Clemens Award winner as the nation's top pitcher; and tabbed both the SEC's Player of the Year and Male Athlete of the Year following the season.

⚡ Won a gold medal with the USA Baseball National Team in Cuba in 2006...Named the top prospect on Team USA.

⚡ Attended Blackman (TN) High School...Was a 2-time Rutherford County MVP Pitcher...Tabbed Rutherford County Male Athlete of the Year in 2002, '03 and '04...Selected to play in the 2004 High School All-America game in Albuquerque, NM.

In the Community

David runs a foundation, Project One Four, which supports youth programs that provide opportunities to learn life skills in a safe and supportive environment...The foundation has raised over \$449,000...In February 2016, he and his foundation broke ground on a new "Miracle Field"—a rubberized baseball field designed for children and young adults with special needs—in his hometown of Murfreesboro, TN, the 2nd such field funded by Project One Four...In January 2016, earned the American Baseball Coaches Association's Honor Award at the ABCA Convention Honors Luncheon in Nashville...Attended Red Sox Winter Weekend in January 2017, signing autographs, posing for pictures with fans, and taking part in panel discussions...Participated in the Children's Hospital of Southwest Florida Golf Classic during spring training in March 2016...Also met with Jimmy Fund patients at JetBlue Park during spring training...Attended a BoSox Luncheon and took part in On-Field Photo Day at Fenway Park during the 2016 season...While in Detroit, participated in the Tigers Dreams Come True program and attended the Annual Ilitch Charities Celebrity Golf Classic...In 2012 and 2013, was the Rays' nominee for MLB's Roberto Clemente Award for his sportsmanship and community involvement...With the Rays, volunteered and donated approximately \$10,000 to the Miracle League of St. Petersburg, which provides kids with disabilities the opportunity to play outdoors in a safe, fun-filled environment...Held an annual Bowl for Kids' Sake benefit for Big Brothers Big Sisters...As part of the Rays South St. Petersburg Neighborhood initiative, helped create the Dugout Club program in 2010, sponsored recreation centers in South St. Petersburg each summer, and served as a role model, teaching the kids about staying healthy, positive, involved, and smart.

David Price's Career Record

YEAR	CLUB	W-L	ERA	G	GS	CG	SHO	SV	IP	H	R	ER	HR	HB	BB	SO	WP	BK
2008	Vero Beach	4-0	1.82	6	6	0	0	0	34.2	28	7	7	0	0	7	37	1	0
	Montgomery	7-0	1.89	9	9	1	0	0	57.0	42	13	12	7	4	16	55	1	0
	Durham	1-1	4.50	4	4	0	0	0	18.0	22	10	9	0	0	9	17	1	0
	TAMPA BAY	0-0	1.93	5	1	0	0	0	14.0	9	4	3	1	1	4	12	0	0
2009	Durham	1-4	3.93	8	8	0	0	0	34.1	28	20	15	5	1	18	35	0	0
	TAMPA BAY	10-7	4.42	23	23	0	0	0	128.1	119	72	63	17	4	54	102	2	0
2010	TAMPA BAY	19-6	2.72	32	31	2	1	0	208.2	170	71	63	15	5	79	188	5	3
2011	TAMPA BAY	12-13	3.49	34	34	0	0	0	224.1	192	93	87	22	9	63	218	2	0
2012	TAMPA BAY	20-5	2.56	31	31	2	1	0	211.0	173	63	60	16	5	59	205	8	1
2013	Charlotte	1-0	1.23	2	2	0	0	0	7.1	4	2	1	0	0	3	12	1	0
	TAMPA BAY	10-8	3.33	27	27	4	0	0	186.2	178	78	69	16	3	27	151	6	0
2014	TAMPA BAY	11-8	3.11	23	23	2	0	0	170.2	156	68	59	20	5	23	189	2	0
	DETROIT	4-4	3.59	11	11	1	0	0	77.2	74	32	31	5	0	15	82	0	0
2015	DETROIT	9-4	2.53	21	21	3	1	0	146.0	133	50	41	13	3	29	138	3	0
	TORONTO	9-1	2.30	11	11	0	0	0	75.1	57	20	19	4	0	18	87	1	0
2016	BOSTON	17-9	3.99	35	35	2	0	0	230.0	227	106	102	30	7	50	228	4	0
	Major League Totals	121-65	3.21	253	248	16	3	0	1671.2	1488	657	597	159	42	421	1600	4	7
	Minor League Totals	14-5	2.62	29	24	1	0	0	151.1	124	52	44	12	5	53	156	4	0
	Red Sox Totals	17-9	3.99	35	35	2	0	0	230.0	227	106	102	30	7	50	228	4	0

David Price, Continued

- 2004 Selected by the Los Angeles Dodgers in the 19th round of the June Draft (did not sign)
 2007 Signed by the Tampa Bay Devil Rays as the first overall selection in the June Draft
 2014 Acquired by the Detroit Tigers in a 3-team deal with Detroit sending OF Austin Jackson to Seattle and INF Willy Adames and LHP Drew Smyly to Tampa Bay; Seattle sent INF Nick Franklin to Tampa Bay, 7/31
 2015 Acquired by the Toronto Blue Jays in exchange for LHPs Jairo Labourt, Matt Boyd, and Daniel Norris, 7/30
 2015 Signed by the Boston Red Sox as a free agent, 12/4

Postseason Record

W-L	ERA	G	GS	CG	SHO	SV	IP	H	R	ER	HR	HB	BB	SO	WP	BK
2-8	5.54	15	9	0	0	1	66.2	68	43	41	12	3	14	62	1	0

Division Series Record

YEAR	CLUB	W-L	ERA	G	GS	CG	SHO	SV	IP	H	R	ER	HR	HB	BB	SO	WP	BK
2010	TB vs. TEX	0-2	4.97	2	2	0	0	0	12.2	17	8	7	2	0	0	14	0	0
2011	TB vs. TEX	0-1	4.05	1	1	0	0	0	6.2	7	3	3	1	0	1	3	1	0
2013	TB vs. BOS	0-1	9.00	1	1	0	0	0	7.0	9	7	7	2	0	2	5	0	0
2014	DET vs. BAL	0-1	2.25	1	1	0	0	0	8.0	5	2	2	1	1	2	6	0	0
2015	TOR vs. TEX	1-1	7.20	2	1	0	0	0	10.0	11	8	8	2	2	2	7	0	0
2016	BOS vs. CLE	0-1	13.50	1	1	0	0	0	3.1	6	5	5	1	0	2	3	0	0
Division Series Totals		1-7	6.04	8	7	0	0	0	47.2	55	33	32	9	3	9	38	1	0

League Championship Series Record

YEAR	CLUB	W-L	ERA	G	GS	CG	SHO	SV	IP	H	R	ER	HR	HB	BB	SO	WP	BK
2008	TB vs. BOS	1-0	0.00	3	0	0	0	1	2.1	0	0	0	0	0	2	4	0	0
2015	TOR vs. KC	0-1	5.40	2	2	0	0	0	13.1	11	8	8	2	0	1	16	0	0
LCS Totals		1-1	4.60	5	2	0	0	1	15.2	11	8	8	2	0	3	20	0	0

World Series Record

YEAR	CLUB	W-L	ERA	G	GS	CG	SHO	SV	IP	H	R	ER	HR	HB	BB	SO	WP	BK
2008	TB vs. PHI	0-0	2.70	2	0	0	0	0	3.1	2	2	1	1	0	2	4	0	0

All-Star Game Record

YEAR	CLUB	W-L	ERA	G	GS	CG	SHO	SV	IP	H	R	ER	HR	HB	BB	SO	WP	BK
2010	AL at LAA	0-0	0.00	1	1	0	0	0	2.0	1	0	0	0	0	0	1	0	0
2011	AL at ARI																	
2012	AL at KC	0-0	0.00	1	0	0	0	0	1.0	0	0	0	0	0	0	0	0	0
2014	AL at MIN																	
2015	AL at CIN	1-0	0.00	1	0	0	0	0	1.0	0	0	0	0	0	0	2	0	0
All-Star Game Totals		1-0	0.00	3	1	0	0	0	4.0	1	0	0	0	0	0	3	0	0

Career Fielding Record

YEAR	CLUB	POS	PCT.	G	GS	PO	A	E	TC	DP
2008	TAMPA BAY	P	1.000	5	1	0	1	0	1	0
2009	TAMPA BAY	P	.957	23	23	5	17	1	23	0
2010	TAMPA BAY	P	1.000	32	31	8	22	0	30	2
2011	TAMPA BAY	P	.900	34	34	13	23	4	40	2
2012	TAMPA BAY	P	.919	31	31	6	28	3	37	4
2013	TAMPA BAY	P	1.000	27	27	7	25	0	32	0
2014	TAMPA BAY	P	.947	23	23	3	15	1	19	1
	DETROIT	P	1.000	11	11	1	3	0	4	0
2015	DETROIT	P	.929	21	21	9	17	2	28	1
	TORONTO	P	1.000	11	11	5	6	0	11	0
2016	BOSTON	P	1.000	35	35	5	22	0	27	2
Career Totals		P	.956	253	248	62	179	11	252	12

Career Batting Totals

	AVG	G	AB	R	H	2B	3B	HR	RBI	SH	SF	HB	BB	SO	SB	CS	E
Major League Totals	.043	253	47	0	2	0	0	0	0	0	0	0	3	24	0	0	11

Career Single-Game Highs

INNINGS PITCHED	9.0, 13 times, last 6/12/15 for DET vs. CLE
LOW-HIT COMPLETE GAME	1, 8/21/14 for DET at TB (8.0 IP)
STRIKEOUTS	14, 2 times, last 4/26/16 at ATL
HITS ALLOWED	13, 5/8/15 for DET vs. KC
RUNS ALLOWED	10, 6/23/09 vs. PHI
WALKS ALLOWED	6, 6/11/09 vs. LAA
HOME RUNS ALLOWED	3, 4 times, last 5/16/15 for DET at STL
WINNING STREAK	9, 9/5/15-5/1/16
EJECTIONS (2)	6/13/11 at DET (HP, J. Tumpane) 7/1/11 vs. STL (2B, D. DeMuth)
SCORELESS INNINGS STREAK	21.0, 9/28/14-4/11/15 for DET

80 JORDAN PROCYSHEN

CATCHER

Bats: Left • **Throws:** Right • **Height:** 5-10 • **Weight:** 219

Opening Day Age: 24 • **MLB Service:** None

Born: 3/11/1993 in Guelph, Ontario, Canada

Resides: Okotoks, Alberta, Canada

Acquired: Selected in the 14th round of the 2014 June Draft

Contract Status: Signed through 2017



Non-Roster Invitee

Career Highlights

🔥 Started the 2015 South Atlantic League All-Star Game and was tabbed by *Baseball America* as the league's best defensive catcher that season, during which he threw out 40 of 122 (32.8%) attempted base stealers.

2016: Spent entire season with High-A Salem and made 56 starts at catcher...Threw out 23 of 53 (43.4%) attempted base stealers and posted a .991 fielding percentage.

🔥 Posted a .283/.324/.447 batting line against RHP (45-for-159, 14 2B, 4 HR).

🔥 Batted .354 (17-for-48) with a .404 OBP and a .563 SLG when leading off an inning.

🔥 Recorded multiple hits in 4 of his first 6 games (.435 AVG, 10-for-23).

🔥 Was on the disabled list from 4/11-5/15 and from 5/24-6/12 with a left hamstring strain.

🔥 Collected a career-high 4 hits on 7/25 at Potomac (4-for-5, R, 2B, HR, 3 RBI).

🔥 Hit .301 (22-for-73) with an .809 OPS in 20 games in August...11 of those 22 hits went for extra bases (10 2B, HR)...Hit safely in 16 of 19 games from 8/5-9/3.

🔥 Drove in a career-high 4 runs on 8/21 at Winston-Salem (2-for-4, 2 R).

🔥 Recorded 12 of his 29 RBI in his last 13 games...Drove in a run in 4 consecutive games from 8/24-28 (.438 AVG, 7-for-16, 3 R, 4 2B, 5 RBI).

2015: Named a South Atlantic League mid-season All-Star...Hit .253 (78-for-308) with a .336 OBP between Single-A Greenville (51 G) and High-A Salem (38 G).

🔥 Ranked by *Baseball America* as the SAL's best defensive catcher.

🔥 Caught 40 of 122 (32.8%) attempted base stealers...Threw out 20 runners at each level.

🔥 Hit .324 (36-for-111) in his final 33 games for the Drive (5/9-6/21).

🔥 Was the starting catcher in the SAL All-Star Game (0-for-1, BB).

🔥 Transferred to Salem on 6/25...Went 2-for-4 with 2 RBI and a BB in his High-A debut on 6/26 vs. Frederick.

🔥 Placed on the DL from 7/24-30 with right shoulder inflammation.

2014: Hit .274 (23-for-84) between Short-A Lowell and Single-A Greenville in his pro debut...Threw out 8 of 32 (25.0%) attempted base stealers.

Personal

🔥 Full name is Jordan Procyshen....Last name is pronounced pro-SESH-en (like "procession").

🔥 Signed by John Pyle (Red Sox).

🔥 Played baseball for 2 seasons (2012-13) at Northeastern Junior College in Sterling, CO...Hit .418 in 2013, tying for the national lead in HR (15)...Transferred to Northern Kentucky University, starting all 51 of the team's games in 2014 and leading the club in HR (10).

🔥 Graduated in 2011 from Holy Trinity Academy in Okotoks, Alberta...Was a member of the Canadian Junior National team.

Jordan Procyshen's Career Record

YEAR	CLUB	AVG	G	AB	R	H	2B	3B	HR	RBI	SH	SF	HB	BB	SO	SB	CS	E
2014	Lowell	.259	19	54	3	14	3	0	0	6	0	1	0	7	6	0	1	1
	Greenville	.300	9	30	2	9	1	0	1	3	0	0	0	3	8	0	0	2
2015	Greenville	.285	51	179	22	51	8	0	2	28	1	2	5	16	32	3	2	10
	Salem	.209	38	129	9	27	5	0	0	11	2	1	1	18	22	1	2	2
2016	Salem	.249	61	221	29	55	16	0	4	29	2	3	4	14	56	3	0	4
Minor League Totals		.254	178	613	65	156	33	0	7	77	5	7	10	58	124	7	5	19

2014 Signed by the Boston Red Sox as a 14th-round selection in the June Draft

13 HANLEY RAMIREZ

1B/DH



Bats: Right • **Throws:** Right • **Height:** 6-3 • **Weight:** 240
Opening Day Age: 33 • **MLB Service:** 11 years, 14 days
Born: 12/23/1983 in Samana, DR
Resides: Samana, DR
Acquired: Signed as a free agent on 11/25/2014
Contract Status: Signed through 2018

Career Highlights

Entering 3rd year of a 4-year contract with the Red Sox...Marks his 2nd stint with the organization, which signed him as an international free agent out of the Dominican Republic in 2000... Was the Red Sox' top prospect entering the 2003, 2004, and 2005 seasons...Made ML debut with 2 games for BOS in late 2005...The following offseason, was traded to the Marlins as part of a 7-player deal that brought Mike Lowell and Josh Beckett to the Red Sox.

- Is 1 of 8 active major leaguers to begin the 2017 season with at least a .295 AVG and an .850 OPS (min. 5,000 PA), joining Ryan Braun, Miguel Cabrera, Robinson Cano, Matt Holliday, Albert Pujols, Joey Votto, and David Wright.
- Is 1 of 11 players with at least 10 HR in each of the last 11 years (2006-16).
- Named BBWAA NL Rookie of the Year in 2006.
- Finished in the top 11 in BBWAA NL MVP voting in 2007 (10th), 2008 (11th), 2009 (2nd), and 2013 (8th).
- Named the SS on the NL's Louisville Slugger Silver Slugger Team in 2008 and 2009.
- Led the majors in runs scored in 2008 (125) and paced the NL in AVG in 2009 (.342).
- Was the starting SS for the NL All-Star Team in 3 consecutive years from 2008-10.
- In his first 9 full ML seasons from 2006-14, ranked among NL leaders in AVG (8th, .300), hits (4th, 1,403), SB (4th, 261), 2B (3rd, 303), HR (13th, 191), XBH (5th, 524), and RBI (16th, 654).
- Still ranks among Marlins all-time leaders in games (4th, 943), hits (2nd, 1,103), AVG (2nd, .300), runs (2nd, 666), 2B (2nd, 232), 3B (4th, 26), HR (3rd, 148), RBI (5th, 482), SB (2nd, 230), OBP (2nd, .374), and SLG (3rd, .499).
- Played for the Dominican Republic in the World Baseball Classic in both 2009 and 2013...The 2013 DR team won all 8 games en route to the WBC title...Also named to the final roster for the Dominican Republic in 2017.

2016: Established a new career high with 111 RBI and had his 2nd career 30-HR season in his 2nd year with BOS...Received the Comeback Player of the Year Award from the Boston chapter of the BBWAA.

- Recorded a .996 fielding percentage in his 1st season at 1B, committing only 4 errors in 1,043 chances...Was the 6th-highest single-season fielding percentage by a Red Sox 1B.
- Was 1 of only 6 major leaguers—and 1 of 3 Red Sox—with 30+ HR and 110+ RBI.
- His 63 RBI after the All-Star break were tied with COL's Nolan Arenado for most in the majors.
- Recorded 2+ HR and 6+ RBI in a game twice (7/20 vs. SF, 8/12 vs. ARI)...According to Elias, the only other Red Sox with multiple games of 2+ HR and 6+ RBI in a season are Ted Williams (2 in 1949) and Jimmie Foxx (3 in 1938).
- Scored 81 runs and had 157 hits, his highest totals since 2010 (92 R, 163 H)...Drew 60 BB, his most since 2010 (64).
- Led the AL and ranked 2nd in the majors behind ARI's Yasmany Tomas with a .677 SLG and a 1.097 OPS against LHP...Hit .346 vs. LHP, the 2nd-highest mark in the AL and 5th-highest in MLB (44-for-127, 9 2B, 11 HR).
- Hit .303 with a .943 OPS at home (88-for-290, 19 2B, 19 HR)...His .809 SLG and 1.220 OPS at home after the All-Star break both led MLB (min. 100 PA).
- Went 6-for-17 (.353) with the bases loaded (2 2B, HR).
- Hit .364 with a 1.167 OPS in 11 games as DH (16-for-44, 4 HR).
- Hit safely in each of the Sox' first 5 games of the season, going 10-for-22 (.455, 2B, 3B, HR)...Either scored the winning run or drove in the winning run in each of Boston's first 3 victories.
- Reached base in 29 consecutive starts from 4/21-5/25, batting .327 with an .859 OPS in those games (37-for-113)...Had an 11-game hitting streak from 4/24-5/7, his longest as a Red Sox.
- Batted .341 with a 1.047 OPS in his final 23 games before the All-Star break from 6/12-7/8 (28-for-82, 9 2B, 4 HR).
- Named AL Player of the Week for 7/18-24 after going 7-for-21 (.333) with a 1.488 OPS (5 HR, 12 RBI, 6 R, 3 BB).
- Tied a Red Sox single-game record with 3 HR on 7/20 vs. SF (28th time, 23rd different player)...Became the 12th

200 HR/200 SB, ACTIVE PLAYERS

Player	SB	HR
Carlos Beltran	312	421
Jimmy Rollins	470	231
Hanley Ramirez	276	240
Ian Kinsler	211	212

RED SOX WITH MULTIPLE GAMES OF 2+ HR, 6+ RBI IN A SINGLE SEASON

Player	G	Year
Jimmie Foxx	3	1938
Ted Williams	2	1949
Hanley Ramirez	2	2016

*Source: Elias Sports Bureau

Hanley Ramirez, Continued

Red Sox to hit 3 HR at Fenway Park (14th time, last: Kevin Millar, 7/23/04 vs. NYY)...Set career highs in HR and RBI (6) to become only the 7th Red Sox ever with 3+ HR and 6+ RBI in a game at Fenway Park, joining Ted Williams, Bobby Doerr, Clyde Vollmer, Norm Zaichin, Jack Clark, and Nomar Garciaparra (twice).

Each of Ramirez's 3 HR on 7/20 vs. SF came with a runner on base...According to Elias, the last player to hit 3 HR with at least 1 man on base in a game was Josh Hamilton on 5/8/12 (4 HR)...The last Red Sox player to do that was Nomar Garciaparra on 7/23/02 vs. TB (g1)...Mookie Betts also accomplished the feat on 8/14 vs. ARI.

Hit .329 with a 1.074 OPS from 8/11 through the remainder of the season (54-for-164, 8 2B, 16 HR).

On 8/12 vs. ARI, hit a 3-run HR in each of the first 2 innings...Joined David Ortiz as the only Red Sox in the expansion era to drive in 6+ runs within the first 2 innings of a game (source: Elias)...Ortiz hit a pair of 3-run HR in the 1st inning on 8/12/08 vs. TEX.

Hit a ML-high 13 HR in a 24-game span from 8/27-9/22...The only other player with 10+ HR in that span was Brian Dozier (12).

Hit 11 HR beginning 9/1...The only other Red Sox in the last 100 years with that many HR in Sept./Oct. are Jimmie Foxx (12 in 1938), Manny Ramirez (12 in 2005), and David Ortiz (11 in 2005).

Hit 4 HR in the Sox' 4-game series vs. NYY from 9/15-18, including a 3-run, walk-off HR on 9/15 that turned a 5-4 deficit into a 7-5 win...Became the 4th player in Red Sox history to hit a walk-off HR that turned a deficit into a win vs. NYY (source: Elias)...The others are Joe Cronin (8/7/35 G1), Sammy White (6/30/53), and Bill Mueller (7/24/04).

Recorded his 21st career multi-homer game on 9/18 vs. NYY, putting the Sox on the board with a 3-run shot in the 5th before breaking a 4-4 tie with a game-winning solo HR in the 7th.

Named AL Co-Player of the Week along with OAK's Khris Davis for the period 9/12-18...During a 5-2 week for BOS, went 12-for-26 (.462) with 5 HR and 12 RBI.

The Sox won 14 consecutive games in which Ramirez drove in at least 1 run from 8/31-9/24...That streak snapped on the final day of the regular season, when Ramirez provided the Sox' only run with a solo HR in a 2-1 loss to TOR.

Played in 3 regular season games and 17 postseason games with Licey of the Dominican Winter League...Started each of the club's first 17 Round Robin Playoff games at DH and posted a .378 OBP (13-for-59, 2B, HR, 13 BB, 2 HBP).

POSTSEASON: Started each of the Red Sox' 3 ALDS games at 1B...Doubled twice in Game 1 at CLE.

2015: Played in 105 games before missing the final month of the season on the DL with right shoulder inflammation...Began the season as the Sox' starting LF, his 1st career action outside of SS (1,077 G) and 3B (98 G).

Hit .308 with a .354 OBP and a .575 SLG in 31 day games (37-for-120, 9 HR, 3B, 3 2B, 27 RBI, 26 R).

Placed 3rd on the team with both 13 go-ahead RBI and 8 game-winning RBI.

Made his 1st career Red Sox start on Opening Day (4/6 at PHI), 10 seasons after his ML debut with BOS in 2 games in late 2005...Went 2-for-4 with a grand slam, a solo HR, and 5 RBI, becoming the 1st player with at least 2 HR and 5 RBI in his 1st start for the Red Sox (source: Elias)...Was the 1st player to make such a debut with any team since Richie Sexson with the 2005 Mariners (2 HR, 5 RBI)...His grand slam was the 3rd on Opening Day in club history, along with Jack Clark (1991) and Carlton Fisk (1973).

Started on 4/14 vs. WSH in LF, but moved to 3B to begin the 6th inning, his only appearance outside of LF all year.

Recorded his second 2-HR game of the season on 4/26 at BAL...Joined Manny Ramirez (2001, 2005), Brian Daubach (2001), Carlton Fisk (1973), George Scott (1966), and Vern Stephens (1949) as the only Red Sox with more than 1 multi-homer performance prior to the 20th game of the year.

Hit his 200th career HR on 4/28 vs. TOR.

Hit his 10th HR of the season on 4/29 vs. TOR, tying the franchise record for HR entering May (also David Ortiz in 2006)...That is tied for his career high for HR in any single month (also June 2008 and September 2016)...Was the 1st Red Sox ever with as many as 10 HR and 22 RBI in a single April...His 10 HR and 22 RBI in April were both tied with SEA's Nelson Cruz for the ML lead in the month.

According to Elias, was only the 7th player in ML history with 10 or more HR prior to May after joining a new team in the offseason...Dave Kingman (1984 OAK), Andres Galarraga (1998 ATL), Jose Canseco (1999 TB), Jim Thome (2006 CWS), Justin Upton (2013 ATL), and Jose Abreu (2014 CWS) also accomplished the feat.

Each of his first 10 XBH of the season was a HR...According to Elias, was the 1st player to homer for at least his first 10 XBH of a season since Mark McGwire in 1990 (also 10).

On 5/4 vs. TB, was removed from the game in the 1st inning after crashing into the LF wall in foul territory...Missed the team's next 3 games with a left shoulder sprain.

Hit .341/.379/.534 during a 24-game stretch from 5/28-6/24 (30-for-88, 2 2B, 5 HR, 15 RBI, 6 BB, 17 R)...Recorded 12 multi-hit games and led the team in runs, HR (tied), and RBI (tied) in that span.

Missed 6 games from 6/25-30 with a left hand contusion...Slugged .585 in his next 10 games from 7/1-12, with 6 of his 9 hits in that span going for extra bases (4 HR, 3B, 2B)...Homered on 7/2 at TOR, 7/3 vs. HOU, and 7/5 vs. HOU.

Played in only 28 games after the All-Star break, batting .183 (20-for-109) with a .211 OBP and .239 SLG...Placed on the 15-day DL with right shoulder inflammation on 9/5 (retro to 8/27) and missed the club's final 35 games.

RAMIREZ'S 2016 STATISTICS, POST-ALL-STAR BREAK

Stat	AL Rank
63 RBI	1st (T-1st in MLB)
22 HR	T-3rd (T-4th in MLB)
.593 SLG	6th (11th in MLB)
.947 OPS	7th (14th in MLB)

Hanley
Ramirez

Hanley Ramirez, Continued

2014: Hit .283 (127-for-449) with 35 2B, 13 HR, 71 RBI, 56 BB, and 14 SB in 128 games for the division-champion Dodgers as the club's primary SS.

- Ranked 2nd among primary NL shortstops in AVG...Paced big league SS in OBP (.369), SLG (.448), and OPS (.817).
- Hit .321 (44-for-137) with RISP, 8th-best in the NL...His 23 hits with RISP and 2 outs ranked 2nd in the NL.
- Ranked 10th in the NL in both OBP (.369) and RBI ratio (6.3 AB/RBI).
- Matched his single-game high for the 15th and 16th times with 2 HR on 4/6 vs. SF and 5/31 vs. PIT.
- Hit 1st career walk-off HR on 8/2 vs. CHC, a 3-run shot off Blake Parker in the 12th inning.
- Placed on the 15-day DL with a right oblique strain on 8/10 (retro to 8/9).
- Returned from the DL on 8/24 and hit .305 (29-for-95) in his remaining 28 regular season games...Hit .440 (22-for-50) over his last 16 contests beginning on 9/8 to raise his season-ending AVG from .263 to .283.

POSTSEASON: Hit .429 (6-for-14, 2B, 2 RBI, BB, SB) in the Dodgers' 4 NLDS games against the Cardinals.

2013: Had a career-best .345 AVG and hit 20 HR in 86 games in an injury-shortened season.

- Among major leaguers with at least 300 PA, ranked 1st in SLG (.638)...Among that group, led the NL in AVG (.345) and OPS (1.040), both 2nd in MLB to Miguel Cabrera (.348 AVG, 1.078 OPS).
- LAD went 51-26 (.662) in the 77 games he started and went 36-7 (.837) when he scored at least 1 run.
- Batted .368 (25-for-68) with RISP and .351 (46-for-131) with runners on base.
- Batted .365+ in June (.375, 24-for-64), July (.365, 38-for-104), and September (.370, 20-for-54).

Missed 52 games between 2 DL stints...Totaled 5 games with High-A Rancho Cucamonga over a pair of rehab stints.

Started the season on the 15-day DL after having surgery on 3/22 to repair the ligament in his right thumb...Suffered the injury while playing in the World Baseball Classic Championship for Team Dominican Republic.

Reinstated to the Dodgers on 4/29 and played 4 games (.455, 5-for-11, 2 2B, HR) before returning to the 15-day DL on 5/4 with a left hamstring strain suffered on 5/3 at SF.

Returned from his 2nd DL stint on 6/4 and played in 48 of the club's next 51 games through 8/1 (.364, 63-for-173).

Posted a career-best 19-game hitting streak from 6/19-7/8 (.486, 36-for-74, 6 2B, 2 3B, 6 HR, 18 RBI)...That stretch also began a career-long 36-game on-base streak through 7/30 (.410 AVG, 59-for-144, 13 BB, HBP, .462 OBP).

POSTSEASON: Batted .323 (10-for-31) with 4 2B, 3B, HR, and 7 RBI in 9 postseason games as the Dodgers lost in the NLCS...Hit .500 (8-for-16) in the NLDS vs. ATL, tying the all-time record for a single Division Series with 6 XBH (4 2B, 3B, HR)...Went 2-for-15 in NLCS play vs. STL while battling a rib fracture.

2012: Batted a combined .257 (155-for-604) with 24 HR and 92 RBI in 157 games with LAD and FLA.

Acquired by LAD along with LHP Randy Choate from MIA on 7/25 in exchange for RHP Nathan Eovaldi and minor league RHP Scott McGough.

Tied with Adrian Beltre, Hunter Pence, and Albert Pujols for the ML lead with 19 game-winning RBI.

Batted .338 (23-for-68) with RISP as a Dodger...Overall, went 5-for-11 (.455) with the bases loaded.

Saw 97 games at 3B between the 2 clubs, his 1st career action at any defensive position other than SS.

Homered twice on 6/2 at PHI for the 12th multi-HR game of his career, passing Mike Lowell and Dan Uggla (11 each) for the most by a Marlin (since passed by Giancarlo Stanton).

On 7/25, became just the 4th Dodger to hit a 3B in his 1st PA with the club, 1st since Tyler Houston on 7/26/02 at SF.

Reached 500 career RBI with a 3-RBI game on 8/12 at MIA.

Following the season, played for Licey in the Dominican Winter League and for the Dominican Republic in the Caribbean Series.

2011: Had his season cut short by 2 trips to the DL, the 1st of his career...Appeared in 92 ML games.

His 1st injury was a left back strain that placed him on the 15-day DL from 6/5-14 (retro to 5/30), a stretch during which MIA went 2-13.

Suffered a left shoulder sprain on 8/2 and was placed on the 15-day DL on 8/10 (retro to 8/3)...Transferred to the 60-day DL on 9/6, ending his season...The Marlins went 17-34 during his 2nd DL stint...Dr. James Andrews performed surgery to repair the shoulder on 9/15 in Pensacola, FL.

Hit 4th for the 1st time in his career on 6/21 vs. LAA and batted .304 (42-for-138) with a .385 OBP in the last 37 games of the season, all from the cleanup spot.

On 7/2 at TEX, became the 1st player in Marlins history to hit a grand slam in the 1st inning from the 4th spot in the lineup (source: Elias Sports Bureau)...Went deep again in the 7th inning for his 11th career multi-HR game to tie Mike Lowell and Dan Uggla for the then-franchise record.

Recorded his 1,000th career hit at CHC on 7/15.

On 7/18 in a make-up game at NYM, passed Jeff Conine for 2nd place in franchise history in hits (1,007).

2013 MLB SLUGGING PERCENTAGE LEADERS (MIN. 300 PA)

1.	Hanley Ramirez	LAD	.638
2.	Miguel Cabrera	DET	.636
3.	Chris Davis	BAL	.634

2010: For the 4th straight season, batted .300+ (.300) with 20+ HR (21) and 20+ SB (32).

- 👉 Earned a 2nd straight Silver Slugger Award...Voted the NL's starting SS at the All-Star Game for a 3rd straight season.
 - 👉 Ranked 2nd on the club with 92 runs and 163 hits, while ranking 3rd in 2B (28), HR, and RBI (76) in 142 games.
 - 👉 Became just the 2nd player in club history to record 4 seasons with 30+ SB (also 2006-08).
 - 👉 In a series at NYM from 8/24-26, tallied 10 hits in 15 AB...Was the 3rd Marlin to have 10 hits over 3 games, joining Luis Castillo in 2003 and Preston Wilson in 2001 (source: Elias Sports Bureau).
 - 👉 Became the 1st NL SS to start 3 straight All-Star Games since Ozzie Smith (10 straight from 1983-92)...Took 2nd place with 26 HR in his 1st appearance in the State Farm Home Run Derby (David Ortiz-32 HR).
 - 👉 On 8/7 vs. STL, hit a leadoff HR and delivered a walk-off hit in the 10th inning with an RBI double...Was the 1st player in franchise history to accomplish both feats in the same game...Was also his 1st career walk-off hit.
- 2009: Became the 1st Marlin to win an NL batting title (.342 AVG)...Named an All-Star for the 2nd straight year...Won his 1st Silver Slugger Award with 24 HR and a then-career-high 106 RBI.**

- 👉 Named Marlins MVP by the South Florida chapter of the BBWAA for the 3rd consecutive year.
- 👉 Ranked among NL leaders in hits (3rd, 197), runs (T-8th, 101), 2B (T-5th, 42), RBI (T-6th), SB (T-6th, 27), OBP (6th, .410), and SLG (11th, .543)...Batted .373 (57-for-153) with RISP, 3rd-best in the NL.
- 👉 Batted .357 (5-for-14) with the bases loaded and tied the club single-season record with 3 grand slams.
- 👉 Led the NL with a .352 AVG (147-for-418) against RHP...Had the majors' top road AVG at .353 (97-for-275).
- 👉 Was the 10th SS in ML history (5th in NL) to win a batting title, marking the 19th time overall a SS accomplished the feat...Was the 1st NL SS to win the title since Dick Groat in 1960 (source: Elias).
- 👉 Hit his 1st career grand slam on Opening Day vs. WSH off Steven Shell...Was the 3rd Marlin in club history to hit an Opening Day grand slam...Also hit grand slams on 6/23 and 6/25, both vs. BAL.
- 👉 Drove in a run in 10 straight games from 6/21-7/1 to set a new club record...Was the 1st NL SS ever with 10 consecutive games with an RBI.
- 👉 Served as the leadoff hitter for the NL in the All-Star Game on 7/14 in STL (0-for-3).
- 👉 Hit in 16 games in a row from 8/5-21 (.461, 35-for-76).
- 👉 With his HR on 9/6, became the 4th-fastest SS (595 games) to reach 100 HR.

2008: Hit a career-high 33 HR and batted .301 with 35 SB for the Marlins...Named Marlins MVP by the South Florida chapter of the BBWAA.

- 👉 Marked his 3rd straight season with at least 30 SB...Became the 4th SS ever to have a 30-HR/30-SB season, along with PHI's Jimmy Rollins in 2007, SEA's Alex Rodriguez in 1998, and CIN's Barry Larkin in 1996.
- 👉 Combined with Mike Jacobs (32) and Dan Uggla (32) to become only the 2nd infield trio in MLB history to each record 30+ HR in same season, joining the 2001 A's: Jason Giambi (38), Eric Chavez (32), and Miguel Tejada (31).
- 👉 Led the NL with a career-high-tying 125 runs and ranked among NL leaders in AVG (13th), hits (T-10th, 177), HR (T-9th), BB (T-6th, 92), SB (T-7th), OBP (5th, .400), and SLG (7th, .540).
- 👉 Received his 1st career All-Star nod, voted in as the starting NL SS...Became the 1st Marlin to start the season with the team and be elected a starter (Gary Sheffield was voted a starter in 1993 after a late-June trade from SD).
- 👉 Earned NL Player of the Month honors for June...Led the NL in runs (27), HR (10), and total bases (72) for the month.
- 👉 Hit game-tying homers in the 9th inning on 6/29 vs. ARI and 6/30 vs. WSH, with FLA going on to win both games...Was the 1st player to hit a game-tying HR in the 9th on consecutive days since MIN's Gary Gaetti from 5/17-18/89.
- 👉 Collected the only Marlins hit, a HR, on 6/26 vs. Tampa Bay.
- 👉 Recorded his 500th career hit on 7/4 at COL, becoming the fastest Marlin to reach 500 hits (397 games), breaking Juan Pierre's previous record of 398 games.

2007: Ranked T-2nd in the NL with 212 hits, 2nd-most in Marlins history (Juan Pierre, 221 in 2004)... Hit .332 and ranked 3rd in the NL with 51 SB, matching his 2006 total.

- 👉 Named Marlins MVP by the South Florida chapter of the BBWAA.
- 👉 His .562 SLG ranked 8th in the NL...Was T-4th in the NL with 83 XBH and T-3rd with 48 doubles.
- 👉 Established a single-season club record and ranked 2nd in the NL with 125 runs.
- 👉 Had 81 XBH as a SS while PHI's Jimmy Rollins had 88...Prior to 2007, the only NL player with 81 or more XBH as a SS was Ernie Banks, who did it twice: 1955 (82) and 1958 (81).
- 👉 Batted .399 (59-for-148) against left-handers, the 3rd-highest mark in the NL.
- 👉 Went 4-for-4 with 2 2B and a SB on 4/2 at WSH, becoming the 3rd player in 50 years to have 4+ hits and score 4+ runs in a 9-inning season opener.
- 👉 Hit .424 (36-for-85) with 6 HR and 21 RBI in 22 games in July...Hit 1st career pinch-hit HR on 7/3 at SD.

NL LEADERS IN HITS, 2006-14

1.	Matt Holliday	1,475
2.	David Wright	1,449
3.	Brandon Phillips	1,441
4.	Hanley Ramirez	1,403
5.	Jimmy Rollins	1,402

Hanley Ramirez, Continued

2006: Named NL Rookie of the Year in 1st full ML season and 1st season with the Marlins.

- 🔥 Led ML rookies in AVG (.292), hits (185), 3B (11), XBH (74), runs (119), and SB (51) in 158 games.
- 🔥 His 185 hits were the most by an NL rookie since Albert Pujols had 194 in 2001...Since 1956, only 3 NL rookies had scored more runs: CIN's Vada Pinson (131, 1959), PHI's Dick Allen (125, 1964), and CIN's Frank Robinson (122, 1956).
- 🔥 His 46 doubles were the 6th-most by a rookie in MLB history.
- 🔥 Became the 5th ML player since 1900 to hit 45+ doubles and have 50+ SB, joining DET's Ty Cobb (47 2B, 83 SB in 1911), BOS' Tris Speaker (53 2B, 52 SB in 1912), STL's Lou Brock (46 2B, 62 SB in 1968), and HOU's Craig Biggio (51 2B, 50 SB in 1998).
- 🔥 Was the 1st NL rookie to score at least 110 runs with at least 50 SB...Joined SEA's Ichiro Suzuki (127 R, 56 SB in 2001) as the only rookies since 1900 with 115 or more runs and 50 or more SB.
- 🔥 Became the 2nd NL rookie to hit 17 HR while playing 100+ games at SS, joining CHC's Ernie Banks (19 HR in 1954).
- 🔥 Hit 7 leadoff HR, tying BOS' Nomar Garciaparra (1997) for the ML record by a rookie...Established an NL rookie record with his 6th leadoff HR on 9/24 at PHI.
- 🔥 Became the 2nd ML rookie ever to hit 10+ HR and steal 50+ bases, joining PHI's Juan Samuel (15 HR, 72 SB in 1984).
- 🔥 Joined Garciaparra (30 HR, 122 R in 1997) as the only rookie SS ever with at least 15 HR and 100 runs scored.
- 🔥 Was the 1st Marlins player to record double-digit totals in 3B (11), HR (17), and SB (51), and the 1st ML rookie to do so since Jimmy Rollins in 2001 (12 3B, 14 HR, 46 SB).
- 🔥 Joined teammate Dan Uggla (105 R) to become the 2nd pair of rookie teammates ever to score 100 runs each, along with DET's Dale Alexander (110) and Roy Johnson (128) in 1929.
- 🔥 Was the Marlins' Opening Day SS on 4/3 at HOU, his 1st ever start...Recorded his 1st ML hit with a single in the 1st inning off Roy Oswalt...Slugged his 1st big league HR off Eric Milton on 4/18 at CIN...Homered in his first 2 AB of that game in the 1st and 2nd innings.
- 🔥 With 43 hits in September, was the 1st rookie since BOS' Dave Stapleton in 1980 to lead MLB in that month.

2005: Spent a majority of the season with Double-A Portland and led the team in SB (26)...Recalled by the Red Sox on 9/19 and made his ML debut on 9/20 at TB as a defensive replacement.

- 🔥 Following the season, ranked by *Baseball America* as Boston's top prospect for a 3rd straight season.
- 🔥 On 11/24, traded to the Marlins along with RHPs Jesus Delgado, Harvey Garcia, and Anibal Sanchez in exchange for 3B Mike Lowell and RHPs Josh Beckett and Guillermo Mota.

2004: Spent most of the season with High-A Sarasota and Double-A Portland...Also played 6 games for the Rookie-level Gulf Coast League Red Sox, combining for a .314 AVG (122-for-388).

- 🔥 Earned Player of the Year honors for Sarasota and was a Florida State League mid-season All-Star.
- 🔥 Following the season, ranked by *Baseball America* as the Red Sox' No. 1 prospect.

2003: Ranked 5th in the South Atlantic League with 36 SB...After the season, ranked by *Baseball America* as the Red Sox' top prospect.

2002: Combined to hit .352 (92-for-261) with 20 2B, 5 3B, 7 HR, 45 RBI, and 12 SB between the Rookie-level Gulf Coast League Red Sox and Short-A Lowell.

- 🔥 Led the GCL in SLG (.555), was 2nd in AVG (.341), and T-3rd in HR (6)...Selected as a GCL All-Star and to *Baseball America's* Rookie League All-Star Team.
- 🔥 Named Lowell's Player of the Year after hitting .371 with 19 RBI in 22 games following his 8/10 promotion.

2001: Named the Red Sox' Dominican Summer League Player of the Year in his professional debut.

Personal

- 🔥 Full name is Hanley Ramirez.
- 🔥 Signed by Levy Ochoa (Red Sox).
- 🔥 Married to Elizabeth and has 3 children: sons Hanley Jr. and Hansel, and daughter Hailey.
- 🔥 Attended Adbentista High School in the DR.

In the Community

Hanley started the "Hanley's Heavy Hitters" program in 2016, purchasing tickets for Boston-area children once per month and meeting them during batting practice...Attended Red Sox Winter Weekend in 2015 and 2016, taking part in autograph and photo sessions with fans...Has met with Jimmy Fund patients at JetBlue Park and at Fenway Park...In spring training, has attended the Red Sox Foundation's Casino Night and participated in the Children's Hospital of Southwest Florida Golf Classic...In 2016, participated in the Red Sox Novatos ticket program and the On-Field Photo Day in May...In 2015, participated in the Ice Bucket Challenge, attended the Red Sox Foundation's Picnic in the Park, and greeted fans at the gates before a home game...Has worked closely with the Ministry-of-Giving non-profit organization in Weston, FL...Through their combined efforts, has assisted children in Santo Domingo and Samana in the Dominican Republic by donating school supplies to students in need, and distributing toys to underprivileged children on the Three Kings Day holiday.

Hanley Ramirez's Career Record

YEAR	CLUB	AVG	G	AB	R	H	2B	3B	HR	RBI	SH	SF	HB	BB	SO	SB	CS	E
2001	DSL Red Sox	.345	54	197	32	68	18	2	5	34	0	3	4	15	22	13	4	-
2002	GCL Red Sox	.341	45	164	29	56	11	3	6	26	0	2	2	16	15	8	6	20
	Lowell	.371	22	97	17	36	9	2	1	19	0	2	2	4	14	4	3	7
2003	Augusta	.275	111	422	69	116	24	3	8	50	5	3	2	32	73	36	13	36
2004	GCL Red Sox	.400	6	20	5	8	0	1	0	7	0	2	2	2	3	1	0	3
	Sarasota	.310	62	239	33	74	8	4	1	24	2	1	4	17	39	12	7	16
	Portland	.310	32	129	26	40	7	2	5	15	0	0	0	10	26	12	3	3
2005	Portland	.271	122	465	66	126	21	7	6	52	5	3	7	39	62	26	13	22
	BOSTON	.000	2	2	0	0	0	0	0	0	0	0	0	0	2	0	0	0
2006	FLORIDA	.292	158	633	119	185	46	11	17	59	5	2	4	56	128	51	15	26
2007	FLORIDA	.332	154	639	125	212	48	6	29	81	4	4	7	52	95	51	14	24
2008	FLORIDA	.301	153	589	125	177	34	4	33	67	0	4	8	92	122	35	12	22
2009	FLORIDA	.342	151	576	101	197	42	1	24	106	1	5	9	61	101	27	8	10
2010	FLORIDA	.300	142	543	92	163	28	2	21	76	0	5	7	64	93	32	10	16
2011	Jupiter	.476	6	21	6	10	1	1	0	4	0	0	0	1	2	1	0	1
	FLORIDA	.243	92	338	55	82	16	0	10	45	1	0	2	44	66	20	10	14
2012	MIAMI	.246	93	353	49	87	18	2	14	48	0	2	3	37	72	14	4	9
	LOS ANGELES-NL	.271	64	251	30	68	11	2	10	44	0	1	3	17	60	7	3	6
2013	Rancho Cuca.	.333	5	15	1	5	2	0	0	6	0	1	0	1	3	0	0	0
	LOS ANGELES-NL	.345	86	304	62	105	25	2	20	57	0	2	3	27	52	10	2	13
2014	LOS ANGELES-NL	.283	128	449	64	127	35	0	13	71	0	1	6	56	84	14	5	16
2015	BOSTON	.249	105	401	59	100	12	1	19	53	0	4	4	21	71	6	3	4
2016	BOSTON	.286	147	549	81	157	28	1	30	111	0	4	7	60	120	9	3	4
Major League Totals		.295	1475	5627	962	1660	343	32	240	818	11	34	63	587	1066	276	89	164
Minor League Totals		.305	465	1769	284	539	101	25	32	237	12	17	23	137	259	113	49	108
Red Sox Totals		.270	254	952	140	257	40	2	49	164	0	8	11	81	193	15	6	8

Hanley Ramirez

- 2000 Signed by the Boston Red Sox as an international free agent, 7/2
- 2005 Acquired by the Florida Marlins with RHPs Harvey Garcia, Anibal Sanchez, and Jesus Delgado in exchange for RHP Josh Beckett, INF Mike Lowell and RHP Guillermo Mota, 11/24
- 2011 On disabled list with a strained left lower back, 5/30-6/13
- 2011 On disabled list with a sprained left shoulder, 8/3 through remainder of season
- 2012 Acquired by the Los Angeles Dodgers with LHP Randy Choate in exchange for RHPs Nathan Eovaldi and Scott McGough, 7/25
- 2013 On disabled list recovering from right thumb surgery, 3/22-4/29
- 2013 On disabled list with a left hamstring strain, 5/4-6/3
- 2014 Signed by the Boston Red Sox as a free agent, 11/25
- 2015 On disabled list with right shoulder inflammation, 8/27 through remainder of season

Additional Batting Statistics

YEAR	CLUB	OBP	SLG	OPS	TB	GDP
2005	BOSTON	.000	.000	.000	0	0
2006	FLORIDA	.353	.480	.833	304	7
2007	FLORIDA	.386	.562	.948	359	10
2008	FLORIDA	.400	.540	.940	318	5
2009	FLORIDA	.410	.543	.954	313	9
2010	FLORIDA	.378	.475	.853	258	14
2011	FLORIDA	.333	.379	.712	128	6
2012	MIAMI	.322	.428	.749	151	11
	LOS ANGELES-NL	.324	.450	.774	113	6
2013	LOS ANGELES-NL	.402	.638	1.040	194	5
2014	LOS ANGELES-NL	.369	.448	.817	201	10
2015	BOSTON	.291	.426	.717	171	11
2016	BOSTON	.361	.505	.866	277	17
Major League Totals		.366	.495	.861	2787	111

Postseason Record

AVG	G	AB	R	H	2B	3B	HR	RBI	SH	SF	HB	BB	SO	SB	CS	E
.333	16	57	7	19	7	1	1	11	0	0	2	6	11	2	0	0

Division Series Record

YEAR	CLUB	AVG	G	AB	R	H	2B	3B	HR	RBI	SH	SF	HB	BB	SO	SB	CS	E
2013	LAD vs. ATL	.500	4	16	4	8	4	1	1	6	0	0	0	2	2	1	0	0
2014	LAD vs. STL	.429	4	14	2	6	1	0	0	2	0	0	1	1	0	1	0	0
2016	BOS vs. CLE	.250	3	12	0	3	2	0	0	2	0	0	0	0	4	0	0	0
Division Series Totals		.405	11	42	6	17	7	1	1	10	0	0	1	3	6	2	0	0

League Championship Series Record

YEAR	CLUB	AVG	G	AB	R	H	2B	3B	HR	RBI	SH	SF	HB	BB	SO	SB	CS	E
2013	LAD vs. STL	.133	5	15	1	2	0	0	0	1	0	0	1	3	5	0	0	0

Hanley Ramirez, Continued

All-Star Game Record

YEAR	CLUB	AVG	G	AB	R	H	2B	3B	HR	RBI	SH	SF	HB	BB	SO	SB	CS	E
2008	NL at NYY	.667	1	3	1	2	0	0	0	0	0	0	0	0	1	0	0	1
2009	NL at STL	.000	1	3	0	0	0	0	0	0	0	0	0	0	0	0	0	0
2010	NL at LAA	.000	1	3	0	0	0	0	0	0	0	0	0	0	0	0	0	0
All-Star Game Totals		.222	3	9	1	2	0	0	0	0	0	0	0	0	1	0	0	1

World Baseball Classic Record

YEAR	CLUB	AVG	G	AB	R	H	2B	3B	HR	RBI	SH	SF	HB	BB	SO	SB	CS	E
2009	Dom. Rep.	.222	3	9	0	2	0	0	0	1	0	1	0	2	1	0	0	1
2013	Dom. Rep.	.227	8	22	3	5	0	0	2	3	0	1	0	7	2	0	2	0
WBC Totals		.226	11	31	3	7	0	0	2	4	0	2	0	9	3	0	2	1

Career Fielding Record

YEAR	CLUB	POS	PCT.	G	GS	PO	A	E	TC	DP
2005	BOSTON	SS	1.000	2	0	0	1	0	1	0
2006	FLORIDA	SS	.963	154	153	258	411	26	695	111
2007	FLORIDA	SS	.963	151	150	225	392	24	641	98
2008	FLORIDA	SS	.967	150	150	236	401	22	659	89
2009	FLORIDA	SS	.983	146	144	221	349	10	580	77
2010	FLORIDA	SS	.971	140	140	200	342	16	558	78
2011	FLORIDA	SS	.957	86	86	127	188	14	329	38
2012	MIAMI	3B	.954	90	89	66	122	9	197	20
	LOS ANGELES-NL	3B	1.000	8	8	3	15	0	18	0
		SS	.974	57	56	72	150	6	228	35
2013	LOS ANGELES-NL	SS	.960	76	75	105	210	13	328	43
2014	LOS ANGELES-NL	SS	.961	115	115	148	246	16	410	53
2015	BOSTON	OF	.969	92	92	120	3	4	127	1
		3B	---	1	0	0	0	0	0	0
2016	BOSTON	1B	.996	133	133	1000	39	4	1043	100
	Career Totals	1B	.996	133	133	1000	39	4	1043	100
		3B	.958	99	97	69	137	9	215	20
		SS	.967	1077	1069	1592	2690	147	4429	622
		OF	.969	92	92	120	3	4	127	1

Career Single-Game Highs

HITS	5, 7/10/08 at LAD
DOUBLES	3, 4 times, last 7/16/11 at CHC
HOME RUNS	3, 7/20/16 vs. SF
RBI	6, 2 times, last 8/12/16 vs. ARI
RUNS SCORED	4, 3 times, last 5/31/14 vs. PIT
WALKS	4, 9/2/08 vs. ATL
STRIKEOUTS	3, 45 times, last 9/11/16 at TOR
STOLEN BASES	3, 2 times, last 9/15/07 at COL
HITTING STREAK	19, 6/19-7/8/13
EJECTIONS	None

Home Run Notes

MULTI-HOME RUN GAMES (21)

3-HOME RUNS GAMES (1)

7/20/16 vs. SF

2-HOME RUN GAMES (20)

4/18/06 at CIN; 9/27/06 vs. CIN; 7/6/07 at LAD; 9/11/07 vs. WAS; 4/20/08 vs. WAS; 6/4/08 at ATL; 6/8/08 vs. CIN; 9/17/08 vs. HOU; 5/7/09 vs. ATL; 5/2/10 vs. WAS; 7/2/11 at TEX; 6/2/12 at PHI; 8/18/12 at ATL; 9/19/13 at ARI; 4/6/14 vs. SF; 5/31/14 vs. PIT; 4/6/15 at PHI; 4/26/15 at BAL; 8/12/16 vs. ARI; 9/18/16 vs. NYY

GRAND SLAMS (7)

4/6/09 vs. WSH off Steven Shell; 6/23/09 vs. BAL off Danys Baez; 6/25/09 vs. BAL off Chris Ray; 6/29/10 vs. NYM off Hisanori Takahashi; 7/2/11 at TEX off Derek Holland; 4/6/15 at PHI off Jake Diekman; 8/31/16 vs. TB off Drew Smyly

PINCH-HIT HOME RUNS (1)

7/3/07 at SD off Greg Maddux

EXTRA-INNING HOME RUNS (4)

7/10/08 at LAD off Brian Falkenberg (11th); 7/27/12 for LAD at SF off Sergio Romo (10th); 7/10/13 at ARI off Josh Collmenter (14th); 8/2/14 vs. CHC off Blake Parker (12th)

GAME-ENDING HOME RUNS (2)

8/2/14 vs. CHC off Blake Parker; 9/15/16 vs. NYY off Dellin Betances

INSIDE-THE-PARK HOME RUNS (1)

9/27/06 vs. CIN off Todd Coffey

LEADOFF HOME RUNS (25)

4/18/06 at CIN off Eric Milton; 7/2/06 vs. BOS off Jon Lester; 7/17/06 vs. WSH off Tony Armas; 7/18/06 vs. WSH off Mike O'Connor; 8/22/06 vs. WSH off Jason Bergmann; 9/24/06 at PHI off Jamie Moyer; 9/27/06 vs. CIN off Chris Michalak; 4/17/07 at HOU off Roy Oswalt; 7/6/07 at LAD off Chad Billingsley; 8/4/07 vs. HOU off Jason Jennings; 8/7/07 at PHI off Jamie Moyer; 8/12/07 at NYM off Oliver Perez; 8/18/07 vs. SF off Matt Cain; 9/8/07 at PHI off John Ennis; 9/11/07 vs. WSH off Mike Bacsik; 4/5/08 vs. PIT off Paul Maholm; 4/23/08 at ATL off Jeff Bennett; 4/26/08 at MIL off Carlos Villanueva; 6/5/08 at ATL off Jair Jurrjens; 6/10/08 vs. PHI off Brett Myers; 7/4/08 at COL off Greg Reynolds; 8/16/08 vs. CHC off Sean Marshall; 9/17/08 vs. HOU off Brandon Backe; 9/24/08 at WSH off Tim Lincecum; 8/7/10 vs. STL off Jake Westbrook

66 NOE RAMIREZ

RHP



Bats: Right • **Throws:** Right • **Height:** 6-3 • **Weight:** 195

Opening Day Age: 27 • **MLB Service:** 102 days

Born: 12/22/1989 in Los Angeles, CA

Resides: Los Angeles, CA

Acquired: Selected in the fourth round of the 2011 June Draft

Contract Status: Signed through 2017

Career Highlights

🔥 Entering his 6th professional season, all with the Red Sox after being selected by the club in the 2011 June Draft... Made ML debut with 17 appearances in relief for the Red Sox in 2015, and made 14 relief appearances in 2016.

🔥 Has 305 SO in 313.2 career minor league innings over 5 seasons in the Red Sox system (8.8 SO/9.0 IP).

🔥 Owns a 2.28 ERA (58 ER/229.0 IP) over his last 4 minor league seasons (2013-16) since moving to the bullpen.

🔥 Has allowed only 4 HR in his last 118 minor league outings dating back to 8/9/13 (162.2 IP)...That includes 67.1 IP without a HR allowed for Double-A Portland in 2014 and 1 HR allowed in 42.2 IP for Triple-A Pawtucket in 2015.

🔥 In 2014, named to the Eastern League's mid-season All-Star team...Led Red Sox farmhands with 18 saves.

2016: Made his 1st career Opening Day roster with BOS...Appeared in 14 games over 8 ML stints, but spent a majority of the season with Triple-A Pawtucket (30 games).

🔥 Stranded 8 of 12 inherited runners (67%) and retired 9 of 14 first batters faced (64%) with BOS...Held opponents to a .235 AVG (4-for-17) with RISP.

🔥 Appeared in 9 of Boston's first 17 games of the season, allowing 6 ER in 9.1 IP over that span.

🔥 Threw 2.0 scoreless innings with a career-high 4 SO in the Sox' win on 4/8 at TOR.

🔥 Averaged a career-best 11.1 SO/9.0 IP (54 SO/43.2 IP) for Pawtucket...Allowed 0 runs in 23 of his 30 appearances (77%)...Threw more than 1.0 inning in 15 of his 30 outings.

🔥 Posted a 1.18 ERA (5 ER/38.0 IP) over his final 27 appearances for Pawtucket after allowing 6 runs (4 ER) in 5.2 IP over his first 3 games...Had a 14.0-inning scoreless streak that spanned 11 appearances from 5/10-6/28 (10 SO, 0 BB).

🔥 Held opponents to a .184 AVG (7-for-38) with RISP for the PawSox, including a .105 AVG (2-for-19) with 2 outs.

🔥 Fanned 27 batters in 14.1 IP over a span of 8 appearances from 6/30-8/3...Struck out 6 consecutive batters faced in 2.1 innings of work on 7/23 at Columbus (faced 8 batters total).

2015: Made his ML debut, appearing in 17 games—all in relief—in 3 stints with BOS...Spent the majority of his season with Triple-A Pawtucket, where he made 30 appearances (1 start).

🔥 Retired 11 of 17 first batters faced with BOS...Allowed only 3 of 14 inherited runners to score...6 of his 12 runs allowed were unearned.

🔥 Selected to the ML roster on 7/3 and made his debut that night vs. HOU, surrendering 4 runs (2 ER) on 3 hits in 1.0 IP...Optioned back to Pawtucket on 7/4...Recalled a 2nd time on 7/18 and made 2 appearances before being optioned following the game on 7/25 vs. DET.

🔥 Allowed 0 runs in 12 of his final 14 ML appearances following his 9/1 recall, holding opponents to a .214 AVG (6-for-28) and posting a 3.38 ERA (3 ER/8.0 IP)...Did not allow a run in his final 6 outings (2.2 IP, 2 H).

🔥 Began the season with Pawtucket, where he posted a 1.82 ERA (8 ER/39.2 IP) and a .201 opponent AVG (28-for-139) in 29 relief appearances...Also made 1 start on 4/25 at Scranton/Wilkes-Barre (3.0 IP, 5 H, 3 R).

🔥 With the PawSox, held right-handed batters to a .188 AVG (15-for-80), .290 OBP, and .263 SLG.

🔥 Allowed only 1 HR in 42.2 IP with Pawtucket...15 of his final 17 appearances with the PawSox were scoreless.

2014: Spent the entire season with Double-A Portland...Named an Eastern League mid-season All-Star.

🔥 Converted 18 saves in 21 chances...His 18 saves led Red Sox farmhands and ranked T-3rd in the EL...Recorded 7 saves of at least 2.0 IP.

🔥 Led EL relievers in fewest base runners per 9.0 IP (10.0)...Also had the 3rd-best opponent AVG (.230) and 4th-lowest rate of unintentional walks allowed per 9.0 IP (2.0) in the league.

🔥 Led the Sea Dogs in appearances (42) and games finished (31) and topped club relievers in WHIP (1.07).

🔥 Did not allow a HR all season...His 67.1 IP were the most without a HR among all minor leaguers above Single-A.

🔥 Made 30 scoreless appearances...Allowed only 3 of 15 inherited runners to score.

🔥 Produced a 0.59 ERA (2 ER/30.1 IP) and a .175 opponent AVG (18-for-103) during a span of 18 outings from 4/29-7/6, including a 14.1-IP scoreless streak over the first 8 games through 5/29.

🔥 Allowed 0 ER from 6/7-7/11 (14.0 IP)...Recorded a save in each of his final 5 appearances from 8/19-31.

🔥 Pitched in 1 playoff game for the Sea Dogs and took the loss despite allowing 0 ER in 1.1 IP (3 total runs).

Noe Ramirez

Noe Ramirez, Continued

2013: Converted to a relief pitcher and posted a 2.38 ERA (20 ER/75.2 IP) with 6 saves in 9 chances between High-A Salem (21 games) and Double-A Portland (15 games).

- 🔥 Held right-handed batters to a .217 AVG/.271 OBP/.283 SLG line.
- 🔥 Notched his 1st career save with a perfect inning on 6/16 vs. Lynchburg (G2).
- 🔥 Did not allow a run in his last 5 outings (9.2 IP) with Salem before a promotion to Portland on 6/29...At the time of his promotion, had the 3rd-best ERA (2.11) and WHIP (1.06) among Carolina League's (min. 40.0 IP).
- 🔥 Struck out 31 batters in 28.2 IP with the Sea Dogs...His 0.97 WHIP for Portland ranked 5th in the Eastern League from 7/1 through the end of the season (min. 25.0 IP).
- 🔥 Earned 5 saves and 1 win in 6 save chances with the Sea Dogs, all in his last 10 appearances beginning 7/24.
- 🔥 Named Red Sox Minor League Relief Pitcher of the Month for July, his 1st full month at Double-A.
- 🔥 Following the season, made 10 appearances for Surprise of the Arizona Fall League, helping the Saguaros to the AFL championship...Went 1-0 with 2 saves and ranked 8th in the AFL with a 1.93 ERA (3 ER/14.0 IP).

2012: Spent the season at Single-A Greenville in his pro debut, making 16 starts.

- 🔥 Tossed 5.0 perfect IP in his pro debut on 6/10 at Hickory...Fanned a season-high 9 batters on 7/29 at Greensboro.
- 🔥 Entered the season rated by *Baseball America* as having the best changeup in the Red Sox system.

Personal

- 🔥 Full name is Noe Ramirez...First name is pronounced "no-EH".
- 🔥 Signed by Jim Woodward (Red Sox).
- 🔥 Went 8-4 with a 1.69 ERA (17 ER/90.2 IP) as a junior at California State University-Fullerton in 2011...Earned 2nd-Team All-American honors from Collegiate Baseball and named All-Big West Conference 1st Team.
- 🔥 Played for USA Baseball's Collegiate National Team in 2010, earning the silver medal at the V FISU World University Baseball Championships in Japan.

In the Community

Noe attended the annual PawSox Bowlathon in June 2016 to benefit The Tomorrow Fund, a Rhode Island-based organization which financially supports families with children who are battling cancer...During spring training in 2016, attended the Red Sox Foundation's Casino Night, as well as a meet & greet with Jimmy Fund patients...Interacted with Red Sox fans at Winter Weekend in January 2016, as well as at the annual Christmas at Fenway event on 12/12/15...Also in December 2015, took part in the Red Sox Holiday Caravan by visiting Boston Children's Hospital, the Jimmy Fund, Beth Israel Deaconess Medical Center, Shriners Hospital, Mass General Hospital for Children, Boston Medical Center, and The BASE...Greeted fans at the gates and posed for pictures at a selfie station as part of Fan Appreciation before a home game in September 2015...Was involved in local community outreach through his participation in the Red Sox 2014 Rookie Development Program, including visiting Boston Children's Hospital and painting murals at the McKinley Middle School in Boston with members of the Red Sox Scholars program.

Noe Ramirez's Career Record

YEAR	CLUB	W-L	ERA	G	GS	CG	SHO	SV	IP	H	R	ER	HR	HB	BB	SO	WP	BK
2012	Greenville	2-7	4.15	16	16	0	0	0	84.2	89	43	39	12	3	19	82	2	1
2013	Salem	2-1	2.11	21	0	0	0	1	47.0	41	13	11	0	4	9	44	3	0
	Portland	1-1	2.83	15	0	0	0	5	28.2	22	9	9	4	2	8	31	0	0
2014	Portland	2-1	2.14	42	0	0	0	18	67.1	56	17	16	0	3	16	56	6	1
2015	Pawtucket	4-1	2.32	30	1	0	0	3	42.2	33	13	11	1	1	18	38	1	0
	BOSTON	0-1	4.15	17	0	0	0	0	13.0	13	12	6	3	2	7	13	1	0
2016	BOSTON	0-0	6.23	14	0	0	0	0	13.0	16	9	9	4	2	8	15	0	0
	Pawtucket	2-3	1.85	30	0	0	0	7	43.2	39	11	9	3	1	11	54	4	0
Major League Totals		0-1	5.19	31	0	0	0	0	26.0	29	21	15	7	4	15	28	1	0
Minor League Totals		9-13	2.79	124	16	0	0	31	271.1	247	93	84	19	13	63	267	15	2

2011 Signed by the Boston Red Sox as a fourth-round selection in the June Draft

Career Fielding Record

YEAR	CLUB	POS	PCT.	G	GS	PO	A	E	TC	DP
2015	BOSTON	P	1.000	17	0	2	0	0	2	0
2016	BOSTON	P	1.000	14	0	0	1	0	1	0
Career Totals		P	1.000	31	0	2	1	0	3	0

Career Single-Game Highs

INNINGS PITCHED	2.1, 7/20/15 at LAA
STRIKEOUTS	4, 4/8/16 at TOR
HITS ALLOWED	3, 7/3/15 vs. HOU
RUNS ALLOWED	4, 2 times, last 7/20/15 at LAA
WALKS ALLOWED	2, 3 times, last 4/18/16 vs. TOR
HOME RUNS ALLOWED	2, 6/2/16 at BAL
EJECTIONS	None
SCORELESS INNINGS STREAK	3.2, 9/20/15-4/6/16

52 EDUARDO RODRIGUEZ

LHP



Bats: Left • **Throws:** Left • **Height:** 6-2 • **Weight:** 222
Opening Day Age: 23 • **MLB Service:** 1 year, 130 days
Born: 4/7/1993 in Valencia, VZ
Resides: Valencia, VZ
Acquired: From Baltimore in exchange for LHP Andrew Miller on 7/31/2014
Contract Status: Signed through 2017

Career Highlights

- Entering his 3rd full season in the Red Sox organization after being acquired from the Orioles in exchange for LHP Andrew Miller on 7/31/14...Spent the first 4-plus years of his professional career in BAL's system (2010-14).
- Named to Venezuela's roster as a designated pool pitcher in the 2017 World Baseball Classic.
- In his first 2 ML seasons (2015-16), went 12-2 with a 1.81 ERA, a .190 opponent AVG, and a 0.90 WHIP in 21 starts when pitching at least 6.0 innings (139.0 IP, 95 H, 28 ER, 105 SO)...Allowed 3 ER or fewer in each of those 21 starts, 2 ER or fewer in 19 of them, and 1 ER or fewer in 13 of them.
- From 2015-16, made 5 starts in which he struck out 8+ batters and recorded 16 or fewer outs, more than any other AL pitcher in those 2 seasons...Robbie Ray was the only other pitcher with 5+ such starts in that time (7).
- From 7/11/15-8/11/16, went 4-1 with a 1.88 ERA (8 ER/38.1 IP) in 6 starts against the Yankees...Became the first Red Sox ever to give up 2 or fewer ER in each of his first 6 career starts vs. NYY (since ER became an official stat)... In 2015, became the 1st Red Sox LHP to defeat the Yankees 3 times in a season since Babe Ruth in 1917.
- Lost a no-hitter with 2 outs in the 8th inning on 9/4/16 at OAK (Marcus Semien single)...Finished with 1 hit allowed over 8.0 scoreless innings.
- Struck out a career-high 13 hitters on 9/25/16 at TB...His final 12 outs were SO, from the 2nd out of the 2nd inning to the 1st out of the 6th...Struck out his final 6 batters faced, combining with Heath Hembree (5 straight SO) to set a ML team record by striking out 11 consecutive batters...The Sox set a single-game franchise record with 23 SO that day (in 10 inn.), becoming the 5th team ever with 23+ SO in a game and the 1st to do so in 10 innings or fewer.
- Honored as the Boston BBWAA's 2015 Red Sox Pitcher of the Year and 2015 Red Sox Rookie of the Year.
- Had a 0.44 ERA (1 ER/20.2 IP) after his first 3 ML starts, allowing 8 hits total while striking out 21...According to Elias, was the 1st pitcher in baseball history to go at least 6.0 IP while allowing no more than 1 run or 3 hits in each of his first 3 ML games.

2016: Made 20 starts in his 2nd ML season, missing the Red Sox' first 51 games on the disabled list...Posted a 3.24 ERA (28 ER/77.2 IP) with a .210 opponent AVG in 14 starts after being recalled from Triple-A Pawtucket on 7/15.

- Among AL pitchers after the All-Star break (min. 75.0 IP), ranked 3rd in opponent AVG, 8th in SO/9.0 IP (9.15), 11th in ERA, and 12th in WHIP.
- Carried a no-hitter into at least the 5th inning on 8/16 at BAL (into 5th), 9/4 at OAK (8th), and 9/20 at BAL (5th)... Also took a no-hitter into the 4th inning on 8/1 at SEA.
- Surrendered 2.30 HR/9.0 IP in his first 9 starts through July (12 HR/47.0 IP), compared to 0.60 HR/9.0 IP in his final 11 starts (4 HR/60.0 IP)...His 0.60 HR/9.0 IP ratio led the AL and ranked 5th in the majors among the 107 pitchers who threw at least 50.0 innings from 8/1 on.
- In 8 road starts after the All-Star break, posted a 1.90 ERA (10 ER/47.1 IP), a 0.87 WHIP, and a .161 opponent AVG...Among ML starters on the road in the 2nd half (min. 30.0 IP), ranked 1st in opponent SLG (.256), 2nd in opponent AVG, 5th in ERA, and 4th in WHIP.
- Opponents batted only .183 (19-for-104) when leading off an inning, the 2nd-lowest mark in the AL and 6th-lowest in the majors (min. 100 BF).
- Made 3 starts in which he struck out 8+ batters and recorded 16 or fewer outs.
- Over 3 starts at Camden Yards from 5/31-9/20/16, recorded a streak of 29 straight outs without allowing a hit (3 BB).
- Began the regular season on the 15-day DL with a right patella subluxation...Made 5 rehab starts with Triple-A Pawtucket from 4/28-5/24, going 0-3 despite a 3.54 ERA (11 ER/28.0 IP).
- Was returned from his rehab assignment and reinstated from the DL on 5/31...Earned the win at BAL that night, allowing 2 runs on 6 hits over 6.0 frames on just 89 pitches.

RODRIGUEZ'S 2016 STATS, POST-ALL-STAR BREAK

Stat	AL Rank
3.24 ERA	11th
.210 Opponent AVG	3rd
1.13 WHIP	12th
9.15 SO/9.0 IP	8th
Min. 75.0 IP	

Eduardo Rodriguez

Eduardo Rodriguez, Continued

🔥 Went 0-3 with a 10.03 ERA (26 ER/23.1 IP) in 5 June starts...Optioned to Pawtucket following his start on 6/27 at TB after allowing career highs in hits (11) and earned runs (tied, 9).

🔥 Made 2 starts with the PawSox following the option, allowing just 2 runs on 5 hits over 10.0 IP...Dealt 7.0 shutout frames on 7/3 vs. Columbus in an eventual 16-inning walk-off win...Was his longest scoreless outing at the Triple-A level, and longest at any level since his ML debut on 5/28/15 at TEX (7.2 IP, 3 H, 0 R).

🔥 Recalled on 7/15 and allowed 3 or fewer runs in each of his next 7 starts (7/16-8/16), posting a 2.52 ERA (11 ER/39.1 IP) and a 1.14 WHIP in those outings while striking out 39 and walking just 12.

🔥 Earned the win at Yankee Stadium on 7/16, allowing just 1 ER over 7.0 frames and improving to 4-1 in 5 career starts vs. NYY...Became the 1st Red Sox since 1913 to give up 2 or fewer ER in each of his first 5 career starts vs. NYY...Would extend that streak on 8/11 vs. NYY at Fenway (7.0 IP, 3 H, ER, BB, 6 SO), becoming the 1st ML starter to limit the Yankees to 2 or fewer ER in each of his first 6 career starts vs. the club since Mike Garcia did so in his first 6 from 1949-51 (Drew Smyly later joined that group).

🔥 On 7/22 vs. MIN, struck out 8 batters in just 5.1 IP.

🔥 From 8/11 through the end of the season, held lefties to a .156 AVG and a .188 SLG (5-for-32, 2B).

🔥 Allowed just 5 hits over 3 starts from 8/16-9/4, holding opposing hitters to a .088 AVG (5-for-57).

🔥 Held the Orioles hitless through 4.0 IP on 8/16 at Camden Yards before being removed from the game with left hamstring tightness (7 SO, 2 BB).

🔥 In 5 September starts, posted a 2.89 ERA (9 ER/28.0 IP) and a .192 opponent AVG (30 SO, 7 BB).

🔥 On 9/4 at OAK, did not allow a hit until surrendering an infield single to Marcus Semien with 2 outs in the 8th inning...Finished with 1 hit allowed over 8.0 scoreless innings, tying a career-long outing (also 8/18/15 vs. CLE)... Was the 1st Sox starter to throw 8.0+ innings and allow 1 or 0 hits since Jon Lester on 5/3/14, also vs. OAK.

🔥 Struck out 29 of 69 batters faced over his final 3 starts (16.2 IP, 15.7 SO/9.0 IP)...Struck out the side in 5 of his last 8 full innings.

🔥 On 9/20 at BAL, allowed his 1st hit with 2 outs in the 5th inning... Over 3 starts from 5/31-9/20, recorded a streak of 29 straight outs at Camden Yards without allowing a hit (3 BB).

🔥 Struck out a career-high 13 hitters on 9/25 at TB, tied for the 7th-most SO by a Sox LHP since 1913...Tied the highest strikeout total by any pitcher since 1913 in an outing of 5.1 IP or shorter (also Alex Cobb on 5/10/13 vs. SD and Zack Greinke on 9/25/12 vs. SEA)...His final 12 outs were SO, from the 2nd out of the 2nd inning to the 1st out of the 6th...Struck out his final 6 batters faced, combining with Heath Hembree (5 straight SO) to set a ML team record by striking out 11 consecutive batters...The Sox set a single-game franchise record with 23 SO that day (in 10 inn.), becoming the 5th team ever with 23+ SO in a game and the 1st to do so in 10 innings or fewer.

🔥 In his final start of the regular season on 10/1 vs. TOR, struck out 9 batters over 5.0 IP, allowing 3 runs on 3 hits... Fanned the side in the 2nd and 5th innings.

🔥 Following the season, made 4 starts for Magallanes in the Venezuelan Winter League (1-1, 3.38 ERA, 4 ER/10.2 IP, 4 BB, 12 SO)...Pitched 5.0 scoreless innings on 12/20 at Margarita.

POSTSEASON: Named to the Red Sox' ALDS roster, but did not appear in a game.

2015: Recalled by BOS in late May and made 21 starts as a 22-year-old in his debut ML season, going 10-6 with a 3.85 ERA (52 ER/121.2 IP).

🔥 Honored as the Boston BBWAA's Red Sox Pitcher of the Year and Red Sox Rookie of the Year in his 1st full season in the organization.

🔥 Went at least 5.0 IP and allowed 1 or 0 ER in 12 of his starts, tying for the most such starts through any player's first 21 career ML games since at least 1914 (also Stephen Strasburg, Matt Harvey, Dwight Gooden, and Cal Eldred), the most by a LHP...Matched Gooden (1984) as the only pitchers with 12 such starts within their first 21 games, all in the same season.

🔥 His 21 starts were the most in a season by a Red Sox rookie since Daisuke Matsuzaka in 2007 (32 starts), most by a left-handed Sox rookie since John Curtis in 1972 (21 starts).

🔥 Among Red Sox pitchers with at least 100.0 IP, ranked 1st with a .255 opponent AVG (120-for-471)...Finished 2nd among that group in ERA and WHIP (1.29), trailing only Clay Buchholz (3.26 ERA, 1.21 WHIP in 113.1 IP).

🔥 Led AL rookies in wins...Was the Red Sox' 1st left-handed rookie to reach double digits in wins since John Curtis in 1972 (11-8)...His 13 quality starts were most by a lefty rookie with BOS since Hal Wiltse in 1926 (15).

🔥 Was the 1st Red Sox to win at least 10 games and post a sub-4.00 ERA before turning 23 since Mike Nagy in 1969...Was the 1st Red Sox left-hander to do that since Babe Ruth in 3 straight years, 1915-17 (source: Elias).

RODRIGUEZ'S NO-HIT BIDS IN 2016

Game	Hitless IP
8/1 at SEA	3.2
8/16 at BAL	4.0
9/4 at OAK	7.2
9/20 at BAL	4.2

23 AT THE TROP

The Red Sox used 5 pitchers in setting a single-game franchise record with 23 SO on 9/25 at TB, a 10-inning, 3-2 Boston victory.

Pitcher	IP	SO
Eduardo Rodriguez	5.1	13
Heath Hembree	1.2	5
Matt Barnes	0.1	1
Fernando Abad	0.0	0
Joe Kelly	2.2	4

🔥 Went 3-1 with a 2.22 ERA (6 ER/24.1 IP) in 4 starts against the Yankees...Was the 1st Red Sox pitcher to beat the Yankees 3 times in a season before turning 23 since Mike Nagy in 1969 (3-0), and the 1st Red Sox LHP to do it since Babe Ruth in 1917 (5-0).

🔥 Recalled from Triple-A Pawtucket on 5/28 and made ML debut that night at TEX (7.2 IP, 3 H, 0 R, 2 BB, 7 SO)...Became the 1st pitcher in Red Sox history to go at least 7.2 IP, allow no runs, give up 3 hits or less, and strike out as many as 7 batters in his ML debut...Was the longest scoreless outing for a Red Sox in his ML debut since Billy Rohr on 4/14/67 at NYY (9.0 IP).

🔥 Was 22 years, 51 days old on 5/28, the youngest Red Sox left-hander to start and win his ML debut since Billy Rohr at 21 years old in 1967...Was the youngest pitcher to make his ML debut as a starter for the Red Sox since Michael Bowden at 21 years old on 8/30/08 vs. CWS, the youngest Red Sox LHP to do it since Abe Alvarez at 21 years old on 7/22/04 vs. BAL.

🔥 Had a 0.44 ERA (1 ER/20.2 IP) after his first 3 starts, allowing 1 ER and 8 hits while striking out 21...According to Elias, was the 1st pitcher in baseball history to go at least 6.0 IP while allowing no more than 1 run or 3 hits in each of his first 3 ML games...Elias also says he was the 1st pitcher to begin a career with 3 straight starts of 6.0+ IP, 7+ SO, and 1 ER or fewer since ER became an official stat (1912 in NL, 1913 in AL).

🔥 Allowed 10 total ER over his last 7 starts beginning 8/18...His 2.08 ERA (43.1 IP) in that stretch ranked 2nd in the AL to CLE's Cody Anderson (1.66) and 3rd in the majors among LHP, trailing only PIT's J.A. Happ (1.34) and LAD's Clayton Kershaw (1.53).

🔥 Posted an AL-best 1.87 ERA (17 ER/81.2 IP) in 13 night games, trailing only CHC's Jake Arrieta (1.51) among all major leaguers (min. 75.0 IP)...Had a 7.88 ERA (35 ER/40.0 IP) in 8 starts during the day.

🔥 Began the year with 8 starts for Triple-A Pawtucket...Went 4-3 with a 2.98 ERA (16 ER/48.1 IP) and 44 SO compared to 7 BB before his call-up.

🔥 Following the season, ranked by *Baseball America* as the No. 5 prospect in the International League.

2014: Acquired by the Red Sox at the trade deadline...Spent the regular season in the Double-A Eastern League between the Orioles' Bowie affiliate and Portland, going 6-8 with a 3.60 ERA (48 ER/120.0 IP) and 108 SO in 22 starts.

🔥 Held left-handed hitters to a .216 AVG (29-for-134) without a HR.

🔥 Began the year making 16 starts with Bowie...On 7/31, was acquired by BOS in exchange for LHP Andrew Miller.

🔥 Allowed 4 total runs in his 6 regular season starts for Portland following the trade (0.96 ERA, 37.1 IP)...Allowed 1 or 0 runs in all 6 starts...From 8/1 through the end of the regular season, led the EL with 39 SO.

🔥 Won his Red Sox organizational debut on 8/3 vs. Trenton (5.1 IP, 1 R, 6 SO).

🔥 Posted a 2.39 ERA (21 ER/79.0 IP) over his last 14 regular season starts beginning 6/18.

🔥 Allowed 3 runs (2 ER) with 6 SO over 6.2 IP in a playoff start for Portland in an eventual 6-3 win in Game 3 of the Eastern League Division Series vs. Binghamton.

🔥 Made his Triple-A debut in Game 4 of the Governors' Cup Finals at Durham and allowed 2 ER in 7.0 IP, a 4-3 PawSox win in 13 innings.

🔥 Following the season, recognized by *Baseball America* as the Red Sox' No. 4 prospect and as possessing the best fastball among BOS minor leaguers.

2013: Split time between High-A Frederick and Double-A Bowie, going 10-7 with a 3.41 ERA (55 ER/145.0 IP) and 125 SO in 25 starts...Selected to the Carolina League Mid-Season All-Star Team and participated in the MLB All-Star Futures Game.

🔥 Posted a 2.85 ERA (27 ER/86.0 IP) in 14 starts with Frederick before being promoted to Bowie in late June.

🔥 Named Orioles Minor League Pitcher of the Month for May (5-0, 2.23 ERA, 6 GS).

🔥 Tossed a scoreless inning in the Carolina League/California League All-Star Game on 6/18 in San Jose, CA... Also pitched a scoreless frame in the MLB All-Star Futures Game at Citi Field on 7/14.

🔥 Pitched for Surprise in the Arizona Fall League, making 5 starts...Earned the win in the AFL championship game (3.0 IP, 0 R, 2 H, 4 SO).

🔥 After the season, ranked by *Baseball America* as the Orioles' No. 3 prospect and the No. 65 prospect in baseball.

2012: Led Single-A Delmarva starters in ERA (3.70) and WHIP (1.24).

🔥 Allowed 2 ER or less in each of his first 7 starts through 5/18...Allowed 0 HR in 10 starts before the All-Star break.

🔥 Rated the Orioles' No. 5 prospect by *Baseball America* after the season.

2011: In his domestic debut, spent most of the year with the Rookie-level Gulf Coast League Orioles.

🔥 Had a 1.81 ERA (9 ER/44.2 IP) in the GCL, leading the team in SO (46) and starts (10)...Gave up 1 or 0 runs in 8 of his 10 starts with the club...Among GCL hurlers with 40.0+ IP, ranked 4th in ERA and 3rd in opponent AVG (.177).

🔥 Joined Short-A Aberdeen in late August and made 1 start with the IronBirds on 9/1 (3 ER in 4.0 IP).

2010: Pitched for the Dominican Summer League Orioles in his 1st pro season, leading the team in ERA (2.33) and SO (62)...Allowed 0 ER in 5 of his 12 outings, all starts.

🔥 Struck out 11 batters on 6/12 against the DSL Cubs...Threw his 1st shutout (5.0 IP) on 7/9 vs. the DSL Rockies.

Eduardo Rodriguez, Continued

Personal

👤 Full name is Eduardo Jose Rodriguez.

👤 Signed by Calvin Maduro (Orioles).

In the Community

Eduardo attended Red Sox Winter Weekend in 2016 and 2017, signing autographs, posing for pictures with fans, and taking part in a kids press conference...Has attended Picnic in the Park and Casino Night, which benefit the Red Sox Foundation...Participated in the Red Sox Novatos ticket program in July 2016...During spring training in February 2016, participated in the Children's Hospital of Southwest Florida Golf Classic... In 2015, participated in a Red Sox Rewards experience, met with Jimmy Fund patients at Fenway Park, and greeted fans at the gates and took pictures at a selfie station as part of Fan Appreciation...In January 2015, visited with Jimmy Fund patients during the Red Sox Rookie Development Program.

Eduardo Rodriguez's Career Record

YEAR	CLUB	W-L	ERA	G	GS	CG	SHO	SV	IP	H	R	ER	HR	HB	BB	SO	WP	BK
2010	DSL Orioles	3-4	2.33	12	12	1	1	0	65.2	49	26	17	0	0	28	62	7	1
2011	GCL Orioles	1-1	1.81	11	10	0	0	1	44.2	28	17	9	0	2	17	46	1	1
	Aberdeen	0-0	6.75	1	1	0	0	0	4.0	6	3	3	1	0	1	4	1	0
2012	Delmarva	5-7	3.70	22	22	1	0	0	107.0	103	56	44	4	5	30	73	2	2
2013	Frederick	6-4	2.85	14	14	0	0	0	85.1	78	36	27	4	2	25	66	2	0
	Bowie	4-3	4.22	11	11	1	0	0	59.2	53	28	28	5	2	24	59	1	1
2014	Bowie	3-7	4.79	16	16	1	0	0	82.2	90	50	44	5	0	29	69	4	5
	Portland	3-1	0.96	6	6	0	0	0	37.1	30	4	4	1	2	8	39	2	0
2015	Pawtucket	4-3	2.98	8	8	1	0	0	48.1	46	22	16	2	0	7	44	1	0
	BOSTON	10-6	3.85	21	21	0	0	0	121.2	120	55	52	13	4	37	98	4	1
2016	Pawtucket	0-4	3.08	7	7	0	0	0	38.0	33	15	13	6	1	7	24	0	0
	BOSTON	3-7	4.71	20	20	0	0	0	107.0	99	58	56	16	3	40	100	0	0
Major League Totals		13-13	4.25	41	41	0	0	0	228.2	219	113	108	29	7	77	198	4	1
Minor League Totals		29-34	3.22	108	107	5	1	1	572.2	516	257	205	28	14	176	486	21	10

2010 Signed by the Baltimore Orioles as a non-drafted free agent, 1/28

2014 Acquired by the Boston Red Sox in exchange for LHP Andrew Miller, 7/31

2016 On disabled list with a right patella subluxation, 4/3-5/31

Division Series Record

YEAR	CLUB	W-L	ERA	G	GS	CG	SHO	SV	IP	H	R	ER	HR	HB	BB	SO	WP	BK
2016	BOS vs. CLE																	

Did Not Pitch

Career Fielding Record

YEAR	CLUB	POS	PCT.	G	GS	PO	A	E	TC	DP
2015	BOSTON	P	.917	21	21	5	17	2	24	0
2016	BOSTON	P	.938	20	20	4	11	1	16	1
Career Totals		P	.925	41	41	9	28	3	40	1

Career Batting Totals

	AVG	G	AB	R	H	2B	3B	HR	RBI	SH	SF	HB	BB	SO	SB	CS	E
Major League Totals	.000	41	4	0	0	0	0	0	0	1	0	0	0	4	0	0	3

Career Single-Game Highs

INNINGS PITCHED	8.0, 2 times, last 9/4/16 at OAK
LOW-HIT COMPLETE GAME	None
STRIKEOUTS	13, 9/25/16 at TB
HITS ALLOWED	11, 6/27/16 at TB
RUNS ALLOWED	9, 2 times, last 6/27/16 at TB
WALKS ALLOWED	5, 10/1/16 vs. TOR
HOME RUNS ALLOWED	4, 6/5/16 vs. TOR
EJECTIONS	None
SCORELESS INNINGS STREAK	13.0, 6/3-14/15

28 ROBBIE ROSS JR.

LHP



Bats: Left • **Throws:** Left • **Height:** 5-11 • **Weight:** 218
Opening Day Age: 27 • **MLB Service:** 4 years, 100 days
Born: 6/24/1989 in Lexington, KY
Resides: Lexington, KY
Acquired: From Texas in exchange for RHP Anthony Ranaudo on 1/27/2015
Contract Status: Signed through 2017

Career Highlights

- Enters his 9th professional season, 3rd in the Red Sox organization...Made 5 consecutive Opening Day rosters from 2012-16, including in 2012 with TEX as a non-roster invitee out of spring training.
- Spent the first 6 years of his pro career with TEX...Was a 2nd-round selection by TEX in the 2008 June Draft.
- Has made 258 appearances (12 starts) in his ML career between TEX (2012-14) and BOS (2015-16)...Is 15-6 with a 3.41 ERA (99 ER/261.2 IP) in 246 relief appearances...All 12 of his starts came during the 2014 season.
- Has made 108 appearances over the last 2 years, most among current Red Sox relievers.
- Enters the 2017 season having not allowed a HR to his last 163 left-handed batters faced (last: 6/19/15 at KC, Hosmer).
- Began his ML career 8-0 with a 1.71 ERA (17 ER/89.1 IP) in his first 82 appearances, all in relief (through 5/30/13).
- Named Carolina League Pitcher of the Year in 2011 while at High-A Myrtle Beach...Was also named a High Class-A All-Star by *Baseball America*.

ROSS VS. LEFT-HANDED BATTERS, 2013-16

Season	AVG	OPS	HR
2013	.341	.950	3
2014	.283	.766	3
2015	.224	.649	2
2016	.188	.545	0

2016: Averaged a career-best 9.11 SO/9.0 IP (56 SO/55.1 IP) in his 2nd season with the Red Sox.

- Held left-handed batters to a .188 AVG (15-for-80) with only 3 XBH (all doubles)...Extended his streak of left-handed batters faced without a homer to 163 (last HR by a LHH was 6/19/15 at KC, Hosmer)...His opponent AVG vs. lefties was 8th-lowest among AL pitchers with a minimum of 95 batters faced.
- Stranded 25 of 34 inherited runners (73.6%)...Allowed 0 runs in 42 of his 54 appearances (78%)...Retired 42 of 54 first batters faced (78%).
- Among Red Sox relievers, finished 3rd in appearances (54) and 2nd in innings (55.1).
- Held opponents to a .182 AVG (10-for-55) with RISP, including a .148 AVG (4-for-27) with RISP and 2 outs.
- After allowing a career-high 6 ER in 0.1 IP on 7/2 vs. LAA, went 3-1 with a 1.52 ERA (5 ER/29.2 IP) over his final 31 appearances of the year.

- Was 1-1, 2.22 ERA (6 ER/24.1 IP) in 27 road appearances and 2-1, 4.06 ERA (14 ER/31.0 IP) in 27 home games.
- Made a single-month season-high 12 appearances in August and posted a 1.54 ERA (2 ER/11.2 IP) with 11 SO.

POSTSEASON: Made his postseason debut in Game 2 of the ALDS at CLE...Entered in the 6th inning and struck out the only batter he faced (Lonnie Chisenhall).

2015: Made the Opening Day roster in his 1st season with BOS...Pitched in 54 games over 5 ML stints.

- Held LHH to a .224 AVG (19-for-85)...Allowed 0 XBH to lefties over his final 19 games of the season (29 BF).
- Posted a 3.26 ERA (7 ER/19.1 IP) and a 1.09 WHIP (17 H, 4 BB) over his final 23 appearances of the season beginning 8/6...Had a 4.14 ERA (19 ER/41.1 IP) and a 1.40 WHIP (42 H, 16 BB) over his first 31 games of the year.
- Averaged 7.9 SO/9.0 IP (53 SO/60.2 IP) on the year, including 9.3 SO/9.0 IP (20 SO/19.1 IP) over his last 23 games.
- Led Sox relievers and finished T-7th among AL relievers with 8 opponent GIDP.
- Recorded 12 holds and a career-high 6 saves in 8 chances...Earned his 1st ML save on 9/4 vs. PHI.
- Recorded at least 1 SO in a career-best 17 straight games from 5/22-8/2 (26 SO in 29.0 IP), the longest such streak by a left-handed BOS reliever since 1914...Struck out a career-high 4 batters (in relief) on 7/10 vs. NYY (3.2 IP).
- Was moved into the closer's role on 9/13 and went 5-for-5 in save chances for the remainder of the season.
- Made 4 relief appearances for Triple-A Pawtucket...Pitched in 2 games in both May and June.

2014: Made TEX's Opening Day roster for the 3rd straight season, his 1st as a starting pitcher.

- Started the Rangers' 3rd game of the season, a 4-3 win on 4/2 at PHI (ND, 5.0 IP, 2 ER).
- Was 1-0, 1.00 ERA (2 ER/18.0 IP) with 13 SO over his first 3 starts of the year from 4/2-15.
- Faced 99 consecutive batters (21.1 IP) from 4/9-30 without issuing a walk.
- Was moved into the bullpen after his start on 5/17 vs. TOR...Optioned to Triple-A Round Rock on 6/17.
- Pitched in 9 games for Round Rock, including 8 starts.

Robbie
Ross Jr.

Robbie Ross Jr., Continued

- Recalled by TEX to make a spot start on 8/14 vs. TB (L, 4.1 IP, 6 ER)...Optioned back to Round Rock on 8/15.
- In 3 appearances (1 start) after being optioned, posted a 1.42 ERA (2 ER/12.2 IP) with 2 BB and 10 SO and was recalled by TEX on 8/30...Made a spot start that night vs. HOU and did not allow a hit in 5.0 IP (ND, 3 BB, 5 SO).
- Appeared in 7 more ML games to end the season, 6 in relief and 1 start.

2013: Made a career-high 65 appearances out of the Rangers bullpen in his 2nd ML season.

- Finished with the 3rd-most appearances on the TEX staff...Allowed 0 runs in 54 of his 65 games (83%).
- Held opponents scoreless in 23 of his first 24 games of the season (0.37 ERA, 1 ER/24.1 IP) from 4/3-5/30...His 0.37 ERA was the lowest for any ML reliever through May...Posted a 19.2-inning scoreless streak that spanned 19 games, the 2nd-longest streak of its kind among AL left-handed relievers all year (Alex Torres, TB – 20.0 IP).
- Was charged with the 1st loss of his ML career on 6/1 vs. KC...Had gone 8-0 to begin his ML career.
- Gave up a HR on 6/26 at NYY (Suzuki), snapping a string of 54 consecutive games without a HR (previous HR: 7/30/12 vs. LAA)...Streak was the 7th-longest in club history.
- Allowed a run on 9/10 vs. PIT, ending a career-opening Interleague scoreless streak at 18.0 IP and 16 games...At the time, was the 3rd-longest such streak in ML history after Craig Kimbrel (27.2) and Francisco Rodriguez (22.0).
- Made 4 starts for Toros del Este in the Dominican Winter League after the season.

2012: Made the Rangers' Opening Day roster out of spring training as a non-roster invitee.

- Went 6-0 with a 2.22 ERA (16 ER/65.0 IP) in 58 appearances over a full rookie season in the majors...Had the 2nd-most wins for any ML pitcher without a loss on the season behind CWS' Nate Jones (8-0).
- Among AL relievers (min. 50.0 IP), ranked T-6th in wins (6) and 7th in ERA (2.22)...Was T-1st in opponent GIDP (11).
- His 58 appearances ranked 3rd on the TEX staff and 8th among AL rookies.
- Made his ML debut on 4/8 vs. CWS...Threw 1.0 scoreless inning and fanned Paul Konerko for his 1st SO.
- Recorded his first 2 ML wins on consecutive days in his 2nd and 3rd big league outings, 4/14-15 at MIN...Became the 1st TEX pitcher to win both of his first 2 ML decisions in consecutive games.
- Won 4 of his first 6 games through 4/25, becoming the 1st pitcher since at least 1918 to have that many relief wins over his first 6 career games...Became the 1st reliever in TEX history with 4 wins over the club's first 19 games.
- All 6 of his wins came in his first 23 career appearances through 6/10...Was the 1st reliever with at least 6 wins in his first 23 ML games since CAL's Mark Clear (6 in 22 G) and NYY's Ron Davis (8 in 22 G) in 1979.
- Had a 0.95 ERA (5 ER/47.1 IP) at the All-Star break, the 2nd-lowest ERA at the break (min. 40.0 IP) in TEX history.
- Posted a career-best 24.0-inning scoreless streak from 5/29-7/17, the 4th-longest in the AL.
- Was on the DL with a left forearm strain from 8/30-9/14.

2011: Named Carolina League Pitcher of the Year at Single-A Myrtle Beach after going 9-4 with a 2.26 ERA and 98 SO in 21 games (20 starts)...Was also a CL mid- and postseason All-Star.

- Also made 6 starts for Double-A Frisco from 8/4-31...Between both clubs, combined to go 10-5 with a 2.34 ERA (42 ER/161.1 IP) and 134 SO in 27 games (26 starts).
- Finished 2nd among TEX minor leaguers in both SO and ERA...Ranked 3rd in wins.
- Among CL qualifiers, ranked 1st in ERA, 2nd in WHIP (1.05), and T-7th in wins.
- Following the season, was named to *Baseball America's* High Class-A All-Star Team...Also rated the No. 14 prospect in the TEX minor league system and the No. 17 prospect in the Carolina League.

2010: Went 12-11 with a 3.58 ERA (58 ER/146.0 IP) and 111 SO in 27 starts between Single-A Hickory and High-A Bakersfield...Started for the North Division in the South Atlantic League All-Star Game.

- Finished with the 2nd-most wins and the 4th-best ERA among all TEX minor league pitchers.
- Was on the DL with a left hamstring strain from 7/2-8.
- Promoted to Bakersfield on 7/9...Was assigned to Frisco for the Texas League playoffs.
- Rated the No. 15 prospect in the SAL by *Baseball America* after the season.

2009: Made his professional debut with Single-A Spokane, where he finished 4th in the Northwest League in ERA (2.66) and 5th in SO (76).

- Entered the season rated TEX's No. 25 prospect by *Baseball America*...After the season, ranked by *Baseball America* as the Rangers' No. 7 prospect and as having the best slider in the TEX minor league system.

Personal

- Full name is Robert Charles Ross Jr.
- Signed by John Poloni (Rangers).
- Married to Brittany...Father, Chuck, was a 2nd-round selection by MIL in the 1975 June Draft.
- Graduated from Lexington Christian (KY) High School in 2008...Named 2008 Kentucky Gatorade Player of the Year after going 5-2, 1.51 ERA, 6 BB, 75 SO his senior year...As an infielder, batted .473 with 13 2B.
- Rated by *Baseball America* as the No. 43 overall prospect entering the 2008 June Draft and the No. 22 overall pitching prospect...Signed a letter of intent to attend and play baseball at the University of Kentucky.

In the Community

Robbie and his wife, Brittany, established the Mission 108 foundation in 2011...In 2016, participated in the Bullpen Buddies and Red Sox Novatos ticket programs...Also took part in Sox Talk events in nearby West Roxbury and Dorchester, as well as a Kid Nation photo session and a player/fan photo session at Fenway Park...During spring training in 2015 and 2016, participated in the Children's Hospital of Southwest Florida Golf Classic and attended the Red Sox Foundation Casino Night...Also attended the Diamond Dinner and JetBlue Park Open House in 2016...In December 2015, interacted with fans at Christmas at Fenway and took part in the Red Sox Holiday Caravan, visiting Boston Children's Hospital, the Jimmy Fund, Beth Israel Deaconess Medical Center, Shriners Hospital, Mass General Hospital for Children, Boston Medical Center, and The BASE...Also in 2015, met with Jimmy Fund patients at Fenway Park, attended the Red Sox Foundation's Picnic in the Park, and greeted fans at the gates before a home game...Joined the 2013 and 2014 Rangers Winter Caravans and participated in the Ozarka Camps for Hispanic Community...In 2013, participated in mission work while playing winter ball in the Dominican Republic, and donated to SCORE International to support Dominican youth baseball...Went on a mission trip to Ethiopia after the 2013 season, where he helped provide dental services, participated in baseball camps and assisted with Bible School...In 2012, was involved with Kenna's Kids, a non-profit organization that reaches out to families with children experiencing medical challenges at a young age.

Robbie Ross Jr.'s Career Record

YEAR	CLUB	W-L	ERA	G	GS	CG	SHO	SV	IP	H	R	ER	HR	HB	BB	SO	WP	BK
2009	Spokane	4-4	2.66	15	15	0	0	0	74.1	68	28	22	5	10	17	76	6	2
2010	Hickory	8-7	2.59	16	16	0	0	0	94.0	89	38	27	2	11	20	62	2	1
	Bakersfield	4-4	5.37	11	11	0	0	0	52.0	67	38	31	4	4	17	49	4	1
2011	Myrtle Beach	9-4	2.26	21	20	1	0	0	123.1	102	37	31	1	6	28	98	5	0
	Frisco	1-1	2.61	6	6	0	0	0	38.0	33	13	11	5	0	5	36	2	0
2012	TEXAS	6-0	2.22	58	0	0	0	0	65.0	55	21	16	3	2	23	47	1	1
2013	TEXAS	4-2	3.03	65	0	0	0	0	62.1	63	21	21	4	5	19	58	2	0
2014	TEXAS	3-6	6.20	27	12	0	0	0	78.1	103	65	54	9	7	30	51	6	0
	Round Rock	5-4	4.33	12	9	2	0	0	60.1	66	29	29	7	3	16	43	4	0
2015	BOSTON	0-2	3.86	54	0	0	0	6	60.2	59	28	26	7	3	20	53	1	0
	Pawtucket	0-0	3.86	4	0	0	0	0	7.0	5	3	3	0	1	4	6	0	0
2016	BOSTON	3-2	3.25	54	0	0	0	0	55.1	47	21	20	2	8	23	56	7	0
Major League Totals		16-12	3.83	258	12	0	0	6	321.2	327	156	137	25	25	115	265	17	1
Minor League Totals		31-24	3.09	85	77	3	0	0	449.0	430	186	154	24	35	107	370	23	4
Red Sox Totals		3-4	3.57	108	0	0	0	6	116.0	106	49	46	9	11	40	109	8	0

2008 Signed by the Texas Rangers as a second-round selection in the June Draft
 2012 On disabled list with a left forearm strain, 8/30-9/14
 2015 Acquired by the Boston Red Sox in exchange for RHP Anthony Ranaudo, 1/27

Division Series Record

YEAR	CLUB	W-L	ERA	G	GS	CG	SHO	SV	IP	H	R	ER	HR	HB	BB	SO	WP	BK
2016	BOS vs. CLE	0-0	0.00	1	0	0	0	0	0.1	0	0	0	0	0	0	1	0	0

Career Fielding Record

YEAR	CLUB	POS	PCT.	G	GS	PO	A	E	TC	DP
2012	TEXAS	P	1.000	58	0	4	12	0	16	3
2013	TEXAS	P	1.000	65	0	5	10	0	15	0
2014	TEXAS	P	1.000	27	12	2	8	2	12	0
2015	BOSTON	P	1.000	54	0	5	10	0	15	0
2016	BOSTON	P	1.000	54	0	4	5	0	9	0
Career Totals			.970	258	12	20	45	2	67	3

Career Single-Game Highs

INNINGS PITCHED	7.2, 4/15/14 vs. SEA (start) 4.0, 6/10/12 at SF (relief)
STRIKEOUTS	8, 4/20/14 vs. CWS (start) 4, 2 times, last 4/19/16 vs. TB (relief)
HITS ALLOWED	12, 5/6/14 at COL (start) 6, 2 times, last 5/30/14 at WSH (relief)
RUNS ALLOWED	10, 4/30/14 vs. OAK (start) 6, 7/2/16 vs. LAA (relief)
WALKS ALLOWED	6, 4/9/14 at BOS (start) 3, 9/29/16 at NYY (relief)
HOME RUNS ALLOWED	2, 3 times, last 8/14/14 vs. TB
EJECTIONS	None
SCORELESS INNINGS STREAK	24.0, 5/29-7/18/12

32 JOSH RUTLEDGE

INF



Bats: Right • **Throws:** Right • **Height:** 6-0 • **Weight:** 197

Opening Day Age: 27 • **MLB Service:** 3 years, 90 days

Born: 4/21/1989 in Birmingham, AL

Resides: Roswell, GA

Acquired: Selected from Colorado in the MLB phase of the Rule 5 Draft on 12/8/2016

Contract Status: Signed through 2017

Career Highlights

🔸 Entering his 8th professional season and his 2nd stint with the Red Sox...Signed with COL on 11/23/16, but was reacquired by BOS in the 2016 Rule 5 Draft.

🔸 Made his MLB debut in 2012, before having ever appeared at a level higher than Double-A...Made his 1st career Opening Day roster with COL in 2013.

🔸 Had 17 XBH in his first 22 ML games...In the last 80 years (1937-2016), the only other players with at least 17 XBH in their first 22 ML games are Trevor Story (17 in 2016 w/ COL) and Gary Sanchez (17 in 2015-16 w/ NYY).

🔸 In 2012, homered in 4 straight games from 7/29-8/2, becoming the 1st COL rookie to accomplish the feat...Hit 6 HR in his first 20 games, the 1st Rockies player with that many HR within his first 20 ML games.

🔸 In 2011 with High-A Modesto, hit .441 (52-for-118) during a 27-game hitting streak from 7/4-8/3, the 2nd-longest in team history at the time and the longest by any minor league player in 2011.

2016: In his 1st full season in the Red Sox organization, appeared in only 5 games with Triple-A Pawtucket before being selected to the ML roster on 4/13...Spent the remainder of the season with BOS, but missed the final 3 1/2 months on the disabled list.

🔸 Made 12 starts for BOS (3B-10, 2B-2), with the Sox going 8-4 in those games.

🔸 Went 3-for-7 (.429) with 2 2B as a pinch-hitter...Was 12-for-37 (.324) against AL clubs, compared to 1-for-12 (.083) in Interleague play.

🔸 Posted a .382/.447/.559 batting line in his first 18 games with BOS (13-for-34, 6 2B, 3 RBI, 9 R, 4 BB, 2 SB)...Each of his first 3 hits with the Sox was a double.

🔸 Recorded his 100th career RBI on 4/18 vs. TOR, giving the Sox a 1-0 lead with a run-scoring double in the 2nd.

🔸 Went 3-for-4 with a double, 3 runs scored, and a stolen base in the Sox' 10-9 win over HOU on 5/15.

🔸 Placed on the 15-day disabled list on 6/17 (retroactive to 6/15) with left knee patellar tendinitis...Transferred to the 60-day DL on 7/14.

🔸 On 8/22, underwent a successful left knee patella tendon debridement and repair...Head Team Orthopedist Dr. Peter Asnis performed the surgery at Massachusetts General Hospital...Missed the remainder of the season.

2015: Played 39 games with BOS, posting a career-high .284 AVG (21-for-74) and appearing defensively at 2B (30 games, 18 starts) and 3B (5 games, 1 start)...Also saw action in 81 minor league games in the LAA system prior to joining BOS.

🔸 Began the season with LAA's Triple-A Salt Lake affiliate, playing 78 games from 4/9-7/26.

🔸 Missed time on the DL from 6/19-30 with a hip muscle strain...Played 3 games with the AZL Angels on a rehab assignment from 6/26-29, hitting .583 (7-for-12) with 4 XBH and a 1.810 OPS.

🔸 Hit .360 (31-for-86) with a .523 SLG in 20 July games with the Bees, collecting 9 XBH and 9 RBI.

🔸 Traded to BOS on 7/27 in exchange for Shane Victorino and cash considerations...Made his Red Sox debut at 3B on 7/29 vs. CWS.

🔸 Singled for his 1st Red Sox hit on 7/31 vs. TB...On 8/21 vs. KC, hit his 1st HR with BOS.

🔸 From 8/20-9/5, hit .478 (11-for-23) with a HR and 5 RBI...Hit safely in 7 of those 8 games (sac fly in only PA on 8/28).

🔸 Designated for assignment on 11/20...Cleared waivers and outrighted to Triple-A Pawtucket on 11/30.

2014: Spent a majority of the season with COL, setting career highs in games played (105), hits (83), and triples (7) across a pair of stints with the Rockies.

🔸 With the Rockies, split his time defensively at SS (69 G, 58 GS), 2B (17 G, 12 GS), and 3B (5 G, 5 GS).

🔸 Hit above .300 in April (.318), June (.321), July (.315), and September (.333).

🔸 Hit .346 with runners on base (44-for-127), including .319 with RISP (23-for-72).

🔸 Batted .309 vs. LHP (25-for-81), .306 in day games (34-for-111), and .315 at home (52-for-165).

🔸 From 6/1 through the remainder of the season, was 1 of 4 NL SS (min. 300 PA) to bat .270+ with 15+ doubles.

🔸 Began the season with Triple-A Colorado Springs, hitting .333 (18-for-54) in 15 games.

2013: Made his 1st career Opening Day roster and spent the majority of the season with COL...Hit .235 (67-for-285) with 7 HR in 88 games over 3 stints with the Rockies...Also posted a .371/.444/.587 batting line in 38 games with Triple-A Colorado Springs (53-for-143, 17 2B, 3B, 4 HR, 24 RBI).

- ⚾ Appeared in 58 ML games at 2B and 14 at SS...Started Opening Day at 2B, the 1st time in his professional career he began a season at a position other than SS.

- ⚾ Ranked 9th in the NL with 19 runs scored in April (25 G).

- ⚾ Hit .328 (19-for-58) with a .381 OBP in 21 games in September.

- ⚾ Hit safely in 12 consecutive games with Colorado Springs from 6/11-8/8.

- ⚾ In his final 7 minor league games, went 14-for-21 (.667) with 5 2B and 9 RBI.

2012: Made his ML debut, batting .274 (76-for-277) with 20 2B, 5 3B, 8 HR, and 37 RBI in 73 games with the Rockies...Named a Texas League mid-season All-Star, batting .306 (109-for-356) in 87 games with Double-A Tulsa.

- ⚾ Made his ML debut on 7/13 vs. PHI, going 2-for-2 with 2 RBI, a BB, and a stolen base...Became the 1st Rockies player with a hit in each of his first 2 ML plate appearances since Ben Petrick on 9/1/99.

- ⚾ Was not recalled from Double-A Tulsa until after the All-Star break, but still ranked in the top 10 among NL rookies in doubles (8th), XBH (T-8th), RBI (9th), and HR (T-10th)...His 130 total bases after the break ranked 2nd among NL rookies.

- ⚾ Homered in 4 straight games from 7/29-8/2, becoming the 1st COL rookie to accomplish the feat (since matched by Trevor Story in 2016)...Hit 6 HR in his first 20 games, the 1st Rockies player with that many HR within his first 20 ML games (since surpassed by Story, who hit 7 HR in his first 20 games in 2016).

- ⚾ Had 17 XBH in his first 22 games...Became only the 4th player since 1913 with as many as 17 XBH within their first 22 ML games, joining Mandy Brooks (19 in 1925), Joe DiMaggio (18 in 1936), and Roy Weatherly (17 in 1936)...They have since been joined by Trevor Story (17 in 2016) and Gary Sanchez (17 in 2015-16).

- ⚾ Set a Rockies record with 64 total bases in his first 25 games.

- ⚾ Had 18 RBI in his first 22 games...The only other Rockies with as many as 18 RBI within their first 22 ML games are Jeff Baker in 2005-06 (20 RBI) and Trevor Story in 2016 (20 RBI).

- ⚾ Hit his 1st career pinch-hit HR on 8/25 at CHC...Hit his 1st career grand slam on 9/16 at SD.

2011: Named a California League postseason All-Star after spending the entire season with High-A Modesto...Hit safely in 27 consecutive games from 7/4-8/3, the longest hitting streak of the season among all minor leaguers...Ranked 2nd in the CL and 7th in the minors in AVG (.348).

- ⚾ Hit .411 (109-for-265) with a .461 OBP and a .664 SLG in the 2nd half of the season.

- ⚾ Named the COL organization's Player of the Month for August (.393 AVG, 44-for-112, 20 R, 10 2B, 4 3B, 3 HR, 21 RBI, 6 BB, 4 SB)...Named California League Player of the Week for 8/1-7 and 8/30-9/5.

- ⚾ Hit .441 (52-for-118) during a 27-game hitting streak from 7/4-8/3, the 2nd-longest in Modesto history...Reached base via hit, BB, or HBP in 41 consecutive games from 6/23-8/12, posting a .424 AVG/.481 OBP/.667 SLG line in that stretch (70-for-165, 38 R, 34 RBI, 20 2B, 4 3B, 4 HR, 10 BB, 8 HBP).

- ⚾ Homered in 3 consecutive games from 7/22-24, and in 3 of 4 games from 8/31-9/3.

- ⚾ Had 20 games with 3+ hits and 7 games with 4+ hits, going 5-for-6 on 7/7 at Stockton and 7/29 vs. Bakersfield.

- ⚾ Following the season, ranked by *Baseball America* as the No. 10 prospect in the Rockies' organization.

2010: Made professional debut with Short-A Tri-City, appearing in 11 games at SS and DH.

Personal

- ⚾ Full name is Joshua Alan Rutledge.

- ⚾ Married his wife, Laura, in December 2013.

- ⚾ Signed by Damon Iannelli (Rockies).

- ⚾ Attended the University of Alabama...Named to the 2010 All-SEC First Team...Led the Crimson Tide with a .369 AVG in 2008, becoming only the 2nd freshman in school history to lead the team in batting.

- ⚾ Graduated from Cullman HS...In 2007, won a state championship and was named Alabama 5A Player of the Year.

- ⚾ His older brother, Michael, played baseball at Mississippi State from 2005-07.

In the Community

Josh attended Red Sox Winter Weekend in January 2017, signing autographs and posing for pictures with fans...Attended the Red Sox Foundation's Casino Night during spring training in March 2016...Participated in On-Field Photo Day at Fenway Park in May 2016...Greeted fans at the gate and posed for selfies before a game at Fenway Park during Fan Appreciation in September 2015...In August 2015, attended Picnic in the Park following a game against the Rays and provided on-field instruction to youth baseball players as part of Sox Talk at Fenway...Also in 2015, met with Jimmy Fund patients during their trip to Fenway Park and participated in the Ice Bucket Challenge.

Josh Rutledge, Continued

Josh Rutledge's Career Record

YEAR	CLUB	AVG	G	AB	R	H	2B	3B	HR	RBI	SH	SF	HB	BB	SO	SB	CS	E
2010	Tri-City	.128	11	39	6	5	0	0	0	4	1	0	1	4	10	1	0	4
2011	Modesto	.348	113	460	91	160	33	9	9	71	8	2	12	41	91	16	3	24
2012	Tulsa	.306	87	356	57	109	27	3	13	35	0	4	5	14	69	14	4	8
2013	COLORADO	.274	73	277	37	76	20	5	8	37	0	1	4	9	54	7	0	11
	COLORADO	.235	88	285	45	67	6	1	7	19	4	1	2	22	62	12	0	6
	Colorado Springs	.371	38	143	24	53	17	1	4	24	0	0	7	12	21	1	2	8
2014	Colorado Springs	.333	15	54	7	18	3	0	1	5	1	1	1	7	12	3	3	1
	COLORADO	.269	105	309	44	83	16	7	4	33	5	2	6	20	83	2	3	13
2015	AZL Angels	.583	3	12	6	7	2	1	1	2	0	0	0	2	0	1	0	0
	Salt Lake	.274	78	310	45	85	19	3	5	32	0	3	5	19	67	2	1	7
	BOSTON	.284	39	74	11	21	1	0	1	10	1	3	2	5	26	0	0	4
2016	Pawtucket	.316	5	19	3	6	2	0	0	0	0	0	0	1	4	1	0	0
	BOSTON	.265	28	49	9	13	6	0	0	3	1	0	0	6	19	2	0	2
Major League Totals		.262	333	994	146	260	49	13	20	102	11	7	14	62	244	23	3	36
Minor League Totals		.318	350	1393	239	443	103	17	33	173	10	10	31	100	274	39	13	49
Red Sox Totals		.276	67	123	20	34	7	0	1	13	2	3	2	11	45	2	0	6

- 2010 Signed by the Colorado Rockies as a third-round selection in the 2010 June Draft
- 2014 Acquired by the Los Angeles Angels of Anaheim in exchange for RHP Jairo Diaz, 12/10
- 2015 Acquired by the Boston Red Sox in exchange for OF Shane Victorino and cash considerations, 7/27
- 2016 On disabled list with left knee patellar tendinitis, 6/15 through remainder of season
- 2016 Signed by the Colorado Rockies as a minor league free agent, 11/23
- 2016 Selected by the Boston Red Sox from the Colorado Rockies in the MLB phase of the Rule 5 Draft, 12/8

Additional Batting Statistics

YEAR	CLUB	OBP	SLG	OPS	TB	GDP
2012	COLORADO	.306	.469	.775	130	8
2013	COLORADO	.294	.337	.630	96	2
2014	COLORADO	.323	.405	.728	125	6
2015	BOSTON	.333	.338	.671	25	0
2016	BOSTON	.345	.388	.733	19	3
	Major League Totals	.312	.397	.709	395	19

Career Fielding Record

YEAR	CLUB	POS	PCT.	G	GS	PO	A	E	TC	DP
2012	COLORADO	2B	1.000	7	7	15	18	0	33	4
		SS	.956	57	56	83	157	11	251	33
2013	COLORADO	2B	.982	58	56	98	171	5	274	40
		SS	.984	14	13	23	37	1	61	8
2014	COLORADO	2B	.963	17	12	25	27	2	54	6
		3B	.818	5	5	1	8	2	11	1
		SS	.961	69	58	64	159	9	232	34
2015	BOSTON	2B	.966	30	18	33	53	3	89	14
		3B	.875	5	1	1	6	1	8	0
2016	BOSTON	2B	1.000	5	2	6	7	0	13	3
		3B	.917	17	10	2	20	2	24	2
		SS	-	1	0	0	0	0	0	0
	Career Totals	2B	.978	117	95	177	276	10	463	67
		3B	.884	27	16	4	34	5	43	3
		SS	.961	141	127	170	353	21	544	75

Career Single-Game Highs

- HITS 4, 8/7/12 at LAD
- DOUBLES 3, 8/7/12 at LAD
- HOME RUNS 1, 20 times, last 8/21/15 vs. KC
- RBI 4, 2 times, last 7/25/14 vs. PIT
- RUNS SCORED 4, 8/15/15 vs. SEA
- WALKS 2, 2 times, last 8/15/15 vs. SEA
- STRIKEOUTS 4, 2 times, last 7/4/14 vs. LAD
- STOLEN BASES 2, 4/13/13 at SD
- HITTING STREAK 7, 4 times, last 9/15-21/14
- EJECTIONS None

Home Run Notes

- MULTI-HOME RUN GAMES (0)
- LEADOFF HOME RUNS (0)
- GRAND SLAMS (1)
 - 9/16/12 at SD off Nick Vincent
- PINCH-HIT HOME RUNS (2)
 - 8/25/12 at CHC off Brooks Raley
 - 9/3/13 vs. LAD off Paco Rodriguez
- EXTRA-INNING HOME RUNS (0)
- GAME-ENDING HOME RUNS (0)
- INSIDE-THE-PARK HOME RUNS (0)

41 CHRIS SALE

LHP



Bats: Left • **Throws:** Left • **Height:** 6-6 • **Weight:** 178
Opening Day Age: 28 • **MLB Service:** 6 years, 61 days
Born: 3/30/1989 in Lakeland, FL
Resides: Fort Myers, FL
Acquired: From the Chicago White Sox in exchange for 4 minor league players on 12/6/2016
Contract Status: Signed through 2017 (Club options for 2018-19)

Career Highlights

- ⚡ Made his ML debut only 60 days after being selected 13th overall by CWS in the 2010 June Draft...Pitched exclusively in relief in 2010 and 2011.
- ⚡ Has finished in the top 6 in AL Cy Young Award voting in each of his 5 seasons as a starter (2012-16).
- ⚡ Joins Clayton Kershaw as the only pitchers named to an All-Star team in each of the last 5 seasons (2012-16)...Billy Pierce (1955-59) is the only other White Sox pitcher named to 5 straight All-Star Games.
- ⚡ Owns the White Sox single-season strikeout record (274 in 2015)...Also holds White Sox franchise records for most games with 10+ SO (35), most games with 12+ SO (20), and most games with 10+ SO and 0 BB (7).
- ⚡ Joins Max Scherzer as the only pitchers to record 200+ SO in each of the last 4 seasons (2013-16)...His 941 SO in that time are the most ever by a White Sox pitcher in any 4-year span.
- ⚡ Has recorded 12+ SO 20 times since the start of 2012, 7 more than any other pitcher in that span (Clayton Kershaw-13)...His 35 games with 10+ SO in that span rank 1st in the AL and 3rd in the majors behind Max Scherzer (43) and Kershaw (36).
- ⚡ Joins Madison Bumgarner as the only pitchers to post a 3.41 ERA or lower in each of the last 5 seasons (2012-16)...His career ERA of 3.00 ranks 3rd among active pitchers (min. 1,000.0 IP) behind Clayton Kershaw (2.37) and Bumgarner (2.99), who have spent their entire careers in the NL.
- ⚡ Is the only AL pitcher to win 11+ games in each of the last 5 seasons (2012-16)...The only NL pitchers to do that are Max Scherzer and Madison Bumgarner.
- ⚡ Has averaged 10.1 SO/9.0 IP in his career...The only other pitchers in the live ball era (since 1920) to average at least 10.0 SO/9.0 IP (min. 1,000.0 IP) are Randy Johnson (10.6), Kerry Wood (10.3), and Pedro Martinez (10.0).
- ⚡ Owns the highest SO/BB ratio (4.78) in the live ball era (min. 1,000.0 IP)...Also owns the 4 highest single-season SO/BB ratios in White Sox history, including a franchise-best 6.52 mark in 2015.
- ⚡ Joins Max Scherzer as the only starters to average at least 9.0 SO/9.0 IP in each of the last 5 seasons (2012-16)...Owns the 4 highest single-season SO/9.0 IP marks in CWS history, including a franchise-best 11.8 ratio in 2015.
- ⚡ Has allowed 1 or 0 runs in 55 of his 148 starts (37%), 2nd-most in the AL since 2012 behind Felix Hernandez (68).
- ⚡ Has 14 CG since 2012, tied for 2nd-most in the majors behind Clayton Kershaw, and tied with David Price for most in the AL...Has thrown 8.0+ innings in 41 starts since 2012, 3rd-most in the majors behind Kershaw (55) and Price (49).
- ⚡ Is 4-1 with a 1.17 ERA (7 ER/53.2 IP) in 10 career games (7 starts) vs. NYY, marking the lowest ERA by any pitcher against the Yankees since earned runs became an official stat in 1912 (min. 50.0 IP).
- ⚡ Has posted a 1.85 ERA (23 ER/111.2 IP) in 21 career appearances (15 starts) at Camden Yards, Yankee Stadium, Rogers Centre, and Tropicana Field.
- ⚡ Has received a no-decision despite throwing 8.0+ scoreless innings 4 times since 2012, more than any other pitcher in that time...The only pitchers with 3 such starts in that span are David Price and Jose Quintana.
- ⚡ Has held LHH to a .203 AVG (176-for-868) and a .528 OPS...Faced 518 consecutive lefties without allowing a HR from 9/8/12-6/10/16.
- ⚡ Has produced 5 scoreless streaks of 15.0+ IP: 28.0 from 5/6-6/2/13, 22.2 from 5/23-6/8/15, 16.0 from 4/15-20/16, 15.0 from 9/5-17/14, and 15.0 from 6/3-9/12 (source: STATS).

CHRIS SALE AMONG AL LEADERS, 2012-16

Stat	AL (MLB)
3.04 ERA	1st (5th)
1,133 SO	1st (3rd)
5.08 SO/BB	1st (2nd)
35 games w/10+ SO	1st (3rd)
20 games w/12+ SO	1st (1st)
1.06 WHIP	1st (4th)
.280 opp. OBP	1st (5th)
.635 opp. OPS	1st (5th)
14 CG	T-1st (T-2nd)
109 quality starts	2nd (T-6th)
70 wins	2nd (T-8th)
.227 opp. AVG	2nd (7th)
10.04 SO/9.0 IP	3rd (5th)
<i>*Min. 500.0 IP</i>	

HIGHEST SO/BB RATIO IN THE LIVE BALL ERA

1. Chris Sale	4.78
2. Curt Schilling	4.38
3. Madison Bumgarner	4.29
4. Pedro Martinez	4.15
5. Mariano Rivera	4.10
<i>*Min. 1,000.0 IP</i>	

Chris Sale

Chris Sale, Continued

2016: Finished 5th in AL Cy Young Award voting and 16th in AL MVP voting...Led the majors with 6 complete games...Went 17-10 with a 3.34 ERA (84 ER/226.2 IP) and 233 SO in 32 starts.

🔴 Was named to his 5th consecutive All-Star Team, joining Billy Pierce (1955-59) as the only pitchers in White Sox history to accomplish that feat.

🔴 Was 17-6 with a 2.77 ERA (63 ER/205.0 IP) in 28 starts vs. AL teams, including 7-0 with a 1.52 ERA (9 ER/53.1 IP) in 7 starts against the AL East...Went 5-0 with a 0.94 ERA (4 ER/38.1 IP) in AL East ballparks.

🔴 Set career highs in innings, starts, and complete games, and matched his career bests in wins (also 2012) and quality starts (23; also 2013 and 2015).

🔴 Ranked among AL leaders in SO (T-2nd), ERA (9th), WHIP (3rd, 1.04), SO/9.0 IP (6th, 9.3), SO/BB ratio (3rd, 5.18), innings (3rd), quality starts (T-3rd), BB/9.0 IP (4th, 1.79), wins (T-4th), and opponent AVG (5th, .227), OBP (6th, .279), SLG (7th, .372), and OPS (7th, .651).

🔴 Struck out 200+ batters for a franchise-record 4th consecutive season, joining Max Scherzer (2012-16) as the only active pitchers to accomplish the feat...His 233 SO were the 6th-highest total in CWS history.

🔴 His 6 CG were the most by a White Sox pitcher since Bartolo Colon threw 9 in 2003 and the most by a CWS lefty since Floyd Bannister threw 11 in 1987...Became the 1st White Sox pitcher to lead the majors in complete games since Jack McDowell (13) in 1992.

🔴 Recorded 200.0 IP and 30 starts for the 3rd time in his career (also 2013 and 2015).

🔴 Went 14-3 with a 3.38 ERA (47 ER/125.0 IP) in the 1st half and 3-7 with a 3.28 ERA (37 ER/101.2 IP) after the break.

🔴 Limited left-handers to a .197 AVG (25-for-127), the 6th-lowest mark in the AL.

🔴 Won each of his first 9 starts, the 2nd-longest season-opening streak in franchise history behind Eddie Cicotte (12 in 1919) and tied for 8th-longest in the modern era (since 1900)...Became the 3rd ML pitcher since 1913 to win his first 9 starts of a season with an ERA of 1.58 or lower, joining Cicotte in 1919 (9-0, 0.82) and the Giants' Sal Maglie in 1952 (9-0, 1.12) (source: STATS).

🔴 Won 10 straight starts from 10/2/15-5/19/16, tied for the 4th-longest streak in CWS history (source: Elias)...Only Eddie Cicotte (12 in 1919), LaMarr Hoyt (11 in 1983-84), and Ed Walsh (11 in 1906) posted longer streaks.

🔴 Became the 1st pitcher in the major leagues to reach 10, 11, 12, 13, and 14 victories.

🔴 Made his 3rd career Opening Day start on 4/4 at OAK (also 2013-14)...Threw his 2nd career shutout and 9th complete game on 4/15 at TB (9.0 IP, 2 H, 0 BB, 9 SO).

🔴 Earned his 4th win on 4/20 vs. LAA...Joined Eddie Cicotte (1919) and Jack McDowell (1992) as the only pitchers in club history to win each of his first 4 starts of a season while issuing a total of 3 BB or fewer.

🔴 On 5/13 at Yankee Stadium, threw the first 9.0-inning complete game by a CWS pitcher against the Yankees since Jim Abbott on 7/18/95 at the old Yankee Stadium...Was his 10th career complete game.

🔴 Joined Ed Lopat (1951), Sal Maglie (1952), Fernando Valenzuela (1981), and Pedro Martinez (1997) as the only pitchers since 1951 to win his first 8 starts with a sub-2.00 ERA (source: Elias).

🔴 Threw his 2nd consecutive complete game on 5/19 vs. HOU...Became the 1st CWS pitcher to throw consecutive complete games since Jake Peavy from 4/23-28/12...Also became the 1st Sox pitcher since Jack McDowell in 1991 to record 3 complete games over his first 9 starts of the season.

🔴 His streak of 518 consecutive lefties faced without yielding a HR (dating back to Brennan Boesch on 9/12/12 at DET) ended on Eric Hosmer's solo shot in the 1st on 6/10 vs. KC...Hosmer added another solo shot in the 4th to join Ryan Raburn (9/7/15 vs. CLE) as the only players with multi-homer efforts vs. Sale.

🔴 Joined Wilbur Wood (3 times) as the only CWS pitchers to win 14+ games in the 1st half of a season.

🔴 On 7/12 at SD, became the 5th pitcher in CWS history to start the Midsummer Classic, joining Billy Pierce (1953, '55-56), Early Wynn (1959), Esteban Loaiza (2003), and Mark Buehrle (2005)...Gave up 1 run in 1.0 IP (Kris Bryant HR).

🔴 Received a no-decision on 7/18 at SEA despite allowing just 1 hit over 8.0 scoreless IP.

🔴 Was scratched from his scheduled start on 7/23 vs. DET and suspended 5 games by the White Sox for violating team rules, insubordination, and destroying team equipment...Was reinstated from the suspended list on 7/28 and made the start that night at Wrigley Field.

🔴 Led the AL with 52 SO in August.

🔴 Threw 8.0+ innings in a career-high 6 straight starts from 8/20-9/16, the longest streak by a CWS pitcher since Jack McDowell went 7 in a row from 7/10-8/8/94 (source: STATS).

🔴 Had 14 SO and 0 BB in the White Sox' 3-1 loss to SEA on 8/26...Joined Randy Johnson as the only pitchers in ML history to record multiple games with 14+ SO and 0 BB in a team loss (also 6/19/15 vs. TEX) (source: Elias).

SALE'S FIRST 9 STARTS OF 2016

Game	Dec.	Stats
4/4 at OAK	W	7.0 IP, 7 H, 3 ER, 8 SO
4/9 vs. CLE	W	7.0 IP, 6 H, 3 ER, 6 SO
4/15 at TB	W	9.0 IP, 2 H, 0 ER, 9 SO
4/20 vs. LAA	W	7.0 IP, 2 H, 0 ER, 3 SO
4/26 at TOR	W	8.0 IP, 4 H, 1 ER, 6 SO
5/1 at BAL	W	5.1 IP, 5 H, 1 ER, 6 SO
5/7 vs. MIN	W	7.0 IP, 3 H, 2 ER, 9 SO
5/13 at NYY	W	9.0 IP, 6 H, 1 ER, 6 SO
5/19 vs. HOU	W	9.0 IP, 4 H, 1 ER, 9 SO
Totals:	9-0, 1.58 ERA, 62 SO, .163 opp. AVG	

2015: Set a franchise record with 274 SO...Finished 5th in BBWAA AL Cy Young Award voting and 19th in MVP voting...Named to his 4th straight AL All-Star team...Went 13-11 with a 3.41 ERA (79 ER/208.2 IP) in 31 starts.

🔴 His 274 SO led the AL and bested the White Sox' previous record of 269, set by Hall of Famer Ed Walsh in 1908... Set the record in 208.2 IP, compared to 464.0 for Walsh...Joined Walsh (1910-12) as the only White Sox pitchers ever to record 200+ SO in 3 consecutive seasons.

🔴 Became the 1st pitcher since Pedro Martinez in 2002 to lead the AL in both SO and SO/BB ratio (6.52).

🔴 His 11.8 SO/9.0 IP led the majors and broke his own franchise record... Was the highest mark in the majors since Randy Johnson in 2001 (13.41)... His 6.52 SO/BB ratio also broke his own club record and led the AL.

🔴 Struck out 10+ batters 13 times, breaking his own franchise record of 8 (2014)...It was the most double-digit SO games by any pitcher since Randy Johnson had 13 in 2004 (Clayton Kershaw also had 13 such games in 2015).

🔴 Missed spring training and began the season on the DL with an avulsion fracture of his right foot suffered on 2/27...Reinstated on 4/12 and made his debut that day vs. MIN.

🔴 Suspended 5 games by MLB for his role in a benches-clearing altercation on 4/23 vs. KC (served from 5/7-11).

🔴 Struck out 10+ batters in 8 straight appearances from 5/23-6/30, tied with BOS' Pedro Martinez (1999) for the longest streak in ML history (source: Elias)...Recorded 12+ SO in 5 consecutive starts from 5/28-6/19, joining Martinez and Randy Johnson as the only pitchers ever to accomplish that feat.

🔴 Recorded 3 consecutive starts of 12+ SO with 1 or 0 runs allowed from 5/28-6/8, joining Sandy Koufax as the only ML pitchers since 1900 to accomplish that feat (source: Elias).

🔴 Became the 1st pitcher since 1900 to record 10+ SO in 4 straight starts while increasing his total in each outing (source: Elias)...Had 10 SO on 5/23 vs. MIN, 12 on 5/28 at BAL, 13 on 6/3 at TEX, and 14 on 6/8 vs. HOU.

🔴 Struck out at least 1 batter in 38 consecutive innings from 5/28-6/24, the longest streak in the majors since Johan Santana (39 in 2002) (source: Elias).

🔴 Threw 22.2 consecutive scoreless innings from 5/23-6/8.

🔴 Struck out 12+ batters and allowed 0 runs in consecutive starts on 5/28 at BAL (G1) and 6/3 at TEX...Joined Chan Ho Park (2000), Hideo Nomo (1995), Roger Clemens (1987), Nolan Ryan (1978), and Sandy Koufax (1965) as the only pitchers since 1965 to accomplish that feat (of those, only Sale accomplished the feat in 2 road games).

🔴 Named AL Pitcher of the Month for June after going 2-2 with a 1.83 ERA (9 ER/44.1 IP) and 75 SO in 6 starts...His 75 SO broke Juan Pizarro's franchise monthly record of 61 SO set in August 1961 and were the most for any pitcher in a single month since Nolan Ryan set the modern-day record of 87 with CAL in June 1977...Sale, Sandy Koufax (76 in May 1965), Sam McDowell (76 in May 1968), and Ryan (5 different months) were the only pitchers in the last 100 years with 75+ SO in a single month (source: STATS)...His average of 15.2 SO/9.0 IP was the 3rd-highest monthly total in ML history behind Randy Johnson (15.8 in July 2001) and Kerry Wood (15.4 in May 1998).

🔴 Retired his first 17 batters faced and finished with 14 SO and 0 BB on 6/19 vs. TEX (no-decision), becoming the 1st pitcher in White Sox history to record 14+ SO without issuing a walk...CWS became the 4th team in ML history to lose a game despite having a starting pitcher throw 8.0+ scoreless innings with 14+ SO (source: Elias).

🔴 Made his 100th career start on 6/30 at STL...According to Elias, his 766 SO were the most in ML history by a pitcher through his first 100 starts, ahead of Tim Lincecum (755) and Dwight Gooden (749)...According to STATS, his 2.81 ERA (213 ER/682.2 IP) was the 3rd-best mark in CWS history through 100 starts behind Red Faber (2.25) and Gary Peters (2.61).

🔴 Joined LHP Billy Pierce (1955-59) as the only pitchers in CWS history to make at least 4 consecutive All-Star teams, but did not pitch in the Midsummer Classic at CIN...His 157 SO before the break set a club record (previous: Wilbur Wood, 143 SO in 1973).

🔴 Struck out a franchise-record 29 batters over a 2-start span on 8/16 vs. CHC (15 SO) and 8/21 at SEA (14 SO).

🔴 Became the 5th LHP in ML history to record 15+ SO with 1 or 0 hits allowed on 8/16 vs. CHC, joining Randy Johnson (4 times), Clayton Kershaw, Jon Lester, and Warren Spahn (once each).

🔴 Recorded his 1,000th career SO on 9/24 at NYY, becoming the 5th-fastest pitcher (872.0 IP) in ML history to reach that mark...Only Billy Wagner (757.2), Octavio Dotel (820.1), Francisco Rodriguez (827.1), and Kerry Wood (853.0) reached 1,000 SO in fewer IP (source: Elias).

MOST CONSECUTIVE GAMES WITH 10+ SO

Pitcher	G	Year
Pedro Martinez	8	1999
Chris Sale	8	2015
Randy Johnson	7	2001
Pedro Martinez	7	1999
Nolan Ryan	7	1977

MOST CONSECUTIVE GAMES WITH 12+ SO

Pitcher	G	Year
Randy Johnson	5	1998
Pedro Martinez	5	1999
Chris Sale	5	2015

Source: Elias Sports Bureau

MOST STRIKEOUTS THROUGH FIRST 100 CAREER STARTS

1.	Chris Sale	766
2.	Tim Lincecum	755
3.	Dwight Gooden	749

Source: Elias Sports Bureau

Chris Sale, Continued

2014: Finished 3rd in BBWAA AL Cy Young Award voting and was named to his 3rd consecutive AL All-Star team...Went 12-4 with a 2.17 ERA (42 ER/174.0 IP) and 208 SO in 26 starts.

🔴 Ranked 2nd in the AL in ERA, only .03 behind SEA's Felix Hernandez...It was the lowest ERA by a White Sox pitcher since Wilbur Wood in 1971 (1.91) and the lowest by an AL lefty since Ron Guidry in 1978 (1.74).

🔴 Led the AL in SO/9.0 IP (10.8) and ranked among leaders in SO (6th), winning % (4th, .750), WHIP (2nd, 0.97), SO/BB ratio (5th, 5.33), and opponent AVG (3rd, .205), OBP (2nd, .262), SLG (.305), and OPS (.567).

🔴 His .205 opponent AVG was the 8th-lowest mark in White Sox history, the best since Gary Peters in 1967 (.199).

🔴 Joined Ed Walsh (1907-08), Tom Bradley (1971-72), and Javier Vazquez (2007-08) as the only pitchers in CWS history to record 200+ SO in consecutive seasons.

🔴 His 10.8 SO/9.0 IP and 5.3 SO/BB marks bested his own franchise records set in 2013 (9.5, 4.91).

🔴 Named to the All-Star Game via the Final Vote after going 8-1 with a 2.08 ERA (22 ER/95.0 IP) before the break...Became the 1st CWS pitcher to earn 3 consecutive All-Star selections since Jack McDowell (1991-93).

🔴 Recorded a franchise-record 8 double-digit SO games...Fanned 12+ batters a ML-high 4 times.

🔴 21 of his 26 outings were quality starts (80.8%), the 4th-highest single-season percentage in White Sox history.

🔴 Made his 2nd straight Opening Day start on 3/31 vs. KC...Carried a no-hitter into the 4th inning in 6 straight starts from 4/17-6/12, including into the 6th on 4/17 vs. BOS and 5/22 vs. NYY.

🔴 On the DL for the 1st time in his career from 4/18-5/21 with a flexor muscle strain in his left arm...Made 1 rehab start for Triple-A Charlotte on 5/16 (G1) at Durham, allowing only 1 hit with 11 SO over 4.0 scoreless innings.

🔴 Allowed only 1 hit and recorded 10 SO in consecutive starts on 4/17 vs. BOS and 5/22 vs. NYY, joining R.A. Dickey as the only pitchers in the modern era (since 1900) to accomplish that feat (source: Elias).

🔴 Faced only 28 batters in his 6th career complete game on 6/1 vs. SD (9.0 IP, 2 H, ER, HR, 9 SO).

🔴 Went 3-0 with a 0.85 ERA in 4 July starts (31.2 IP, 22 H, 3 ER, 3 BB, 38 SO).

🔴 His 56 SO in August tied SF's Madison Bumgarner for the ML lead and tied Javier Vazquez for the 6th-highest monthly total in franchise history.

🔴 Set a franchise record for most double-digit SO games in a career (18) on 9/24 at DET, his 85th career start...The previous record holder, Ed Walsh, recorded his 17th such game in 288 starts.

2013: Named to his 2nd consecutive AL All-Star team...Finished 5th in BBWAA AL Cy Young Award voting after going 11-14 with a 3.07 ERA (73 ER/214.1 IP) in 30 starts.

🔴 On 3/7, agreed to terms on a 5-year contract through the 2017 season, with club options for 2018 and 2019.

🔴 Established single-season franchise records in SO/9.0 IP (9.49) and SO/BB ratio (4.91)...His 226 SO ranked 3rd in the AL and were the most by a LHP in White Sox history.

🔴 Threw 4 CG, tied for most in the AL and T-2nd in the majors behind only STL's Adam Wainwright (5).

🔴 Pitched at least 7.0 innings 23 times, the most such starts in the AL and 4th-most in the majors.

🔴 Became the 8th CWS pitcher (3rd LHP) to strike out 200+ batters in a season, as well as the 8th to reach both 200+ SO and 200.0+ IP in a season (15th time).

🔴 Recorded 10+ SO in a game 6 times.

🔴 Became the fastest pitcher in franchise history to reach 200 SO in a season (193.2 IP and 27 GS), as well as the fastest to reach 500 career SO (472.1 IP).

🔴 Earned the win in his 1st career Opening Day start on 4/1 vs. KC, throwing 7.2 scoreless innings.

🔴 Compiled a 28.0-inning scoreless streak from 5/6-6/2, the 11th-longest streak in franchise history and the longest since Wilson Alvarez in 1993 (31.0).

🔴 Posted the majors' lowest ERA in May (0.87, 3 ER/31.0 IP)...Pitched at least 6.0 innings and allowed 2 ER or fewer in 7 consecutive starts from 4/18-6/2, tied for the longest such streak by an AL pitcher in 2013.

🔴 Recorded his 1st career shutout on 5/12 vs. LAA, facing only 28 batters in 9.0 IP (H, 7 SO)...Retired his first 19 batters faced, did not issue a walk, and went to a 3-ball count only once...

Became the 12th pitcher in CWS history to throw a shutout while allowing 1 hit with 0 BB and 0 HBP (source: Elias).

🔴 Threw 7.2 scoreless innings in his next start on 5/17 at LAA...Improved to 10-0 all-time vs. the AL West, joining Dock Ellis (1976-77) as the only pitchers ever to win their first 10 decisions vs. the division (source: STATS).

LOWEST SEASON ERA, AL PITCHERS (2000-16)

Pitcher (Year)	ERA
Pedro Martinez (2000)	1.74
Felix Hernandez (2014)	2.14
Zack Greinke (2009)	2.16
Chris Sale (2014)	2.17

HISTORIC QUARTET

In May 2013, Sale and STL's Shelby Miller, BOS' Jon Lester, and NYM's Matt Harvey each made a start in which they threw 9.0 scoreless innings and allowed no more than 1 batter to reach safely...According to Elias, it was the 1st time since 1900 that 4 pitchers accomplished that feat in a single month.

Pitcher	Game	Stats
Harvey	5/7 vs. CWS	9.0 IP, H, 12 SO
Lester	5/10 vs. TOR	9.0 IP, H, 5 SO
Miller	5/10 vs. COL	9.0 IP, H, 13 SO
Sale	5/12 vs. LAA	9.0 IP, H, 7 SO

- ⚡ Scratched from his scheduled start on 5/22 vs. BOS due to tendinitis in his left posterior shoulder.
- ⚡ Suffered a career-high, 6-game losing streak from 6/2-7/6 (7 GS) despite recording a 3.10 ERA (17 ER/49.1 IP)... It marked the lowest ERA by a CWS pitcher during a losing streak of 6+ games since Charlie Robertson in 1923 (6 G, 2.64 ERA), and the lowest by any pitcher since Orel Hershiser in 1989 (7 G, 2.29 ERA).
- ⚡ Suffered the loss on 6/14 at HOU despite throwing his 3rd career CG...Allowed 1 unearned run with 14 SO over 8.0 IP...Became only the 3rd pitcher in the last 100 years to lose a game while striking out 14+ batters and surrendering 0 ER, joining CWS' Jim Scott (6/22/1913) and CLE's Sam McDowell (7/6/68).
- ⚡ Selected to the All-Star Game by manager Jim Leyland...Earned the win on 7/16 at Citi Field after working 2.0 scoreless innings with 2 SO (Carlos Gonzalez and Troy Tulowitzki).
- ⚡ Following the season, ranked by *Baseball America* as having the best slider in the AL.

2012: Named an AL All-Star in his 1st pro season as a starting pitcher...Went 17-8 with a 3.05 ERA (65 ER/192.0 IP) and 192 SO...Finished 6th in BBWAA Cy Young Award voting.

- ⚡ Ranked among AL leaders in ERA (4th), SO/9.0 IP (4th, 9.0), wins (T-4th), winning % (T-5th, .680), opponent AVG (6th, .235) and OBP (6th, .291), SO/BB ratio (8th, 3.76), and SO (9th).
- ⚡ His 9.0 SO/9.0 IP marked the highest single-season average ever by a qualifying White Sox pitcher...His 192 SO were the most by a White Sox LHP since Floyd Bannister in 1985 (198).
- ⚡ Recorded 11+ SO 4 times, joining Ed Walsh (4 in 1910) and Javier Vazquez (4 in 2006) as the only players in CWS history to accomplish the feat...His 4 such games came on 4/20 at SEA (11), 5/28 at TB (15), 8/12 vs. OAK (11), and 8/22 vs. NYY (13)...Became the 5th CWS pitcher to strike out 13+ batters in a game twice in a season.
- ⚡ Went 11-3 (.786) following a White Sox loss, tied with PHI's Cole Hamels for the best mark in the majors.
- ⚡ Was 10-2 with a 2.19 ERA (25 ER/102.2 IP) and a .198 opponent AVG before the All-Star break.
- ⚡ 19 of his 29 starts were quality outings...Pitched 7.0+ innings 13 times.
- ⚡ Allowed 3 or fewer runs in each of his 11 career starts, joining Gary Peters (16 GS, 1963), Cisco Carlos (13, 1967-68), and Fred Klages (12, 1966-67) as the only pitchers in franchise history to accomplish the feat.
- ⚡ Named AL Pitcher of the Month for May (6 G, 5 GS, 4-1, 1.71 ERA, 35 SO, .181 opponent AVG).
- ⚡ Moved to the bullpen on 5/4 after experiencing tenderness in his elbow...Suffered a blown save in his only relief outing on 5/8 at CLE...Moved back to the rotation on 5/12 and started that night vs. KC.

MOST STRIKEOUTS AT TROPICANA FIELD

Pitcher	Date	SO
Danny Duffy	8/1/16	16
Felix Hernandez	6/8/14	15
Chris Sale	5/28/12	15
James Shields	10/2/12	15

- ⚡ His 15 SO on 5/28 at TB tied for the 2nd-highest single-game total in CWS history (5th time) and were the most by a White Sox pitcher since Jack Harshman struck out a team-record 16 on 7/25/54 at BOS...Also set a Tropicana Field record for SO in a single game, breaking the mark of 14 set by BOS' Pedro Martinez on 7/7/99...Became the youngest AL pitcher with 15+ SO in a game since CLE's Greg Swindell (5/10/87 vs. KC) and the youngest in the majors since CHC's Mark Prior had 16 on 6/26/03 vs. MIL.
- ⚡ Was 8-0 with a 1.61 ERA (13 ER/72.2 IP) and a .199 opponent AVG over a 10-start span from 5/17-7/15.
- ⚡ Threw 1.0 scoreless inning at the All-Star Game on 7/10 in KC.
- ⚡ Following the season, ranked by *Baseball America* as having the best slider in the AL.

2011: Made 58 appearances (all in relief) in his 1st full ML season, going 2-2 with a 2.79 ERA (22 ER/71.0 IP), 8 saves, and 79 SO...Held opponents to a .203 AVG...Led the White Sox in relief innings.

- ⚡ Ranked among AL relief leaders in IP (6th), SO (6th), SO/9.0 IP (8th, 10.1), and inherited runners scored % (8th, 18.4).
- ⚡ Posted a 1.66 ERA (10 ER/54.1 IP) in his final 41 outings beginning 5/25, lowering his season ERA from 6.48 to 2.79.

2010: In his pro debut, went 2-1 with a 1.93 ERA (5 ER/23.1 IP) and 32 SO (12.3 SO/9.0 IP) in 21 relief appearances for the White Sox...Converted each of his 4 ML save chances...Also posted a 2.61 ERA (3 ER/10.1 IP) with 19 SO in 11 relief outings between High-A Winston-Salem and Triple-A Charlotte.

- ⚡ Made his ML debut only 60 days after being selected in the June Draft...Was the only player from the draft to appear in the majors in 2010...Became the 1st White Sox pitcher to make his ML debut in the same year he was drafted since Alex Fernandez in 1990.
- ⚡ Had his contract purchased from Charlotte on 8/4...Did not retire either batter faced in his ML debut on 8/6 at BAL...Started the bottom of the 8th inning...Walked Brian Roberts and allowed a single to Nick Markakis.
- ⚡ Made 5 consecutive scoreless appearances to begin his ML career and had a 0.57 ERA (1 ER/15.2 IP) after his first 14 outings (8/6-9/12)...Earned his 1st save on 9/1 at CLE and his 1st win on 9/6 at DET.
- ⚡ Following the season, ranked by *Baseball America* as the White Sox' No. 1 prospect and the No. 20 prospect in all of baseball...Also ranked as having the best fastball, changeup, and slider in the CWS system.

Chris Sale, Continued

Personal

- Full name is Christopher Allen Sale...He and his wife, Brianne, have 2 sons, Rylan and Brayson.
- Signed by Jose Ortega (White Sox).
- Pitched at Florida Gulf Coast University from 2008-10...His uniform number (41) was retired by the school on 1/31/15...Named 2010 National Player of the Year by Collegiate Baseball after going 11-0 with a 2.01 ERA (23 ER/103.0 IP), 146 SO, and 14 BB in 17 games (15 starts)...Ranked 4th among D1 pitchers in SO and 8th in ERA.
- Named by *Baseball America* as the No. 1 prospect in the Cape Cod League in 2009 after going 4-2 with a 1.47 ERA (9 ER/55.0 IP) and 57 SO for Yarmouth-Dennis.
- Graduated in 2007 from Lakeland (FL) High School...Selected by COL in the 21st round of the June Draft.

In the Community

Chris attended Red Sox Winter Weekend in January 2017, signing autographs, posing for pictures with fans, and taking part in a kids press conference...For the White Sox, visited patients at Lurie Children's Hospital each season from 2013-16...In 2015, participated in the Comer Teen Program and hosted a Bear Necessities event at U.S. Cellular Field...Joined teammates and their wives at the "Wild Pitches" comedy event benefitting White Sox charities in 2013 and 2014...In 2013, attended the Ronald McDonald House rooftop ribbon-cutting event and hosted families through the Make-A-Wish Foundation...In 2011-12, participated in the Chicago White Sox Charities Celebrity Bowling Classic and played video games with troops serving overseas as part of the "Pros vs. G.I. Joes" event...Has also visited and interacted with kids at the Bulls/Sox Academy, read to children at a local library during spring training in Glendale, AZ, and visited veterans at the Hines (IL) VA Hospital.

Chris Sale's Career Record

YEAR	CLUB	W-L	ERA	G	GS	CG	SHO	SV	IP	H	R	ER	HR	HB	BB	SO	WP	BK
2010	Winston-Salem	0-0	2.25	4	0	0	0	0	4.0	3	2	1	0	0	2	4	0	0
	Charlotte	0-0	2.84	7	0	0	0	0	6.1	3	2	2	2	0	4	15	0	0
	CHICAGO-AL	2-1	1.93	21	0	0	0	4	23.1	15	5	5	2	0	10	32	1	0
2011	CHICAGO-AL	2-2	2.79	58	0	0	0	8	71.0	52	22	22	6	2	27	79	2	0
2012	CHICAGO-AL	17-8	3.05	30	29	1	0	0	192.0	167	66	65	19	6	51	192	6	0
2013	CHICAGO-AL	11-14	3.07	30	30	4	1	0	214.1	184	81	73	23	14	46	226	8	1
2014	CHICAGO-AL	12-4	2.17	26	26	2	0	0	174.0	129	48	42	13	11	39	208	3	0
	Charlotte	0-0	0.00	1	1	0	0	0	4.0	1	0	0	0	0	2	11	1	0
2015	CHICAGO-AL	13-11	3.41	31	31	1	0	0	208.2	185	88	79	23	13	42	274	7	0
2016	CHICAGO-AL	17-10	3.34	32	32	6	1	0	226.2	190	88	84	27	17	45	233	2	0
Major League Totals		74-50	3.00	228	148	14	2	12	1110.0	922	398	370	113	63	260	1244	29	1
Minor League Totals		0-0	1.88	12	1	0	0	0	14.1	7	4	3	2	0	8	30	1	0
2007	Selected by the Colorado Rockies in the 21st round of the June Draft (did not sign)																	
2010	Signed by the Chicago White Sox as a first-round selection (13th overall) in the June Draft																	
2014	On disabled list with a flexor muscle strain in his left arm, 4/18-5/21																	
2015	On disabled list with a right foot cuboid avulsion fracture, 3/27-4/11																	
2016	Acquired by the Boston Red Sox in exchange for INF Yohan Moncada, OF Luis Alexander Basabe, and RHPs Michael Kopech and Victor Diaz, 12/6																	

All-Star Game Record

YEAR	CLUB	W-L	ERA	G	GS	CG	SHO	SV	IP	H	R	ER	HR	HB	BB	SO	WP	BK
2012	AL at KC	0-0	0.00	1	0	0	0	0	1.0	2	0	0	0	0	0	1	0	0
2013	AL at NYM	1-0	0.00	1	0	0	0	0	2.0	0	0	0	0	0	0	2	0	0
2014	AL at MIN	0-0	9.00	1	0	0	0	0	1.0	1	1	1	0	1	0	1	0	0
2015	AL at CIN	Selected—Did Not Pitch																
2016	AL at SD	0-0	9.00	1	1	0	0	0	1.0	1	1	1	1	0	0	1	0	0
All-Star Game Totals		1-0	3.60	4	1	0	0	0	5.0	4	2	2	1	1	0	5	0	0

Career Fielding Record

YEAR	CLUB	POS	PCT.	G	GS	PO	A	E	TC	DP
2010	CHICAGO-AL	P	1.000	21	0	0	1	0	1	0
2011	CHICAGO-AL	P	1.000	58	0	5	15	0	20	0
2012	CHICAGO-AL	P	.971	30	29	8	25	1	34	1
2013	CHICAGO-AL	P	.960	30	30	5	19	1	25	1
2014	CHICAGO-AL	P	1.000	26	26	4	13	0	17	0
2015	CHICAGO-AL	P	.958	31	31	7	16	1	24	1
2016	CHICAGO-AL	P	1.000	32	32	12	19	0	31	1
Career Totals		P	.980	228	148	41	108	3	152	4

Career Single-Game Highs

INNINGS PITCHED	9.0, 12 times, last 9/16/16 at KC
LOW-HIT COMPLETE GAME	1, 5/12/13 vs. LAA
STRIKEOUTS	15, 2 times, last 8/16/15 vs. CHC
HITS ALLOWED	12, 7/30/15 at BOS
RUNS ALLOWED	9, 4/30/15 at MIN
WALKS ALLOWED	5, 2 times, last 5/6/15 vs. DET
HOME RUNS ALLOWED	4, 8/23/13 vs. TEX
WINNING STREAK	10, 10/2/15-5/19/16
EJECTIONS (1)	4/23/15 vs. KC (HP, Sam Holbrook)
SCORELESS INNINGS STREAK	28.0, 5/6-6/2/13

48 PABLO SANDOVAL

3B



Bats: Switch • **Throws:** Right • **Height:** 5-11 • **Weight:** 255

Opening Day Age: 30 • **MLB Service:** 8 years, 47 days

Born: 8/11/1986 in Puerto Cabello, VZ

Resides: Puerto Cabello, VZ

Acquired: Signed as a free agent on 11/25/2014

Contract Status: Signed through 2019 (Club option for 2020)

Career Highlights

Is a 3-time World Series champion entering his 3rd season with the Red Sox...Spent his first 7 years in the major leagues with SF from 2008-14, winning the World Series in all 3 trips to the postseason: 2010, 2012, and 2014.

Named an All-Star in back-to-back seasons in 2011 and 2012.

Owns a career .298 AVG/.352 OBP/.484 SLG line against right-handed pitchers.

In 6 full seasons with the Giants from 2009-14, led NL switch-hitters with 896 hits and 303 XBH.

Hit for the cycle on 9/15/11 at COL.

Has reached base safely in 36 of 39 career postseason games... Had a 25-game on-base streak in the postseason from Game 4 of the 2012 NLDS through Game 2 of the 2014 World Series, tied for the 3rd-longest ever.

His career .344 postseason AVG (53-for-154) is the best in ML history (min. 150 PA)...His career World Series AVG of .426 ranks 2nd all-time to David Ortiz (.455) among those with at least 50 PA in the Fall Classic.

Set the all-time record for a single postseason with 26 hits in the Giants' 2014 run to the World Series title.

Named 2012 World Series MVP after hitting .500 (8-for-16) in the Giants' 4-game sweep of the Tigers.

Is 1 of 6 players in ML history with a 3-HR game in both the regular season (9/4/13 at SD) and the postseason (Game 1 of 2012 WS vs. DET)...Is 1 of only 4 players ever to hit 3 HR in a World Series game, along with STL's Albert Pujols (2011 G3), NYY's Reggie Jackson (1977 G6), and NYY's Babe Ruth (2 times, 1926 G4 and 1928 G4).

Hit .308 with 2 2B, a HR, and 4 RBI in 3 games for Venezuela during the 2013 World Baseball Classic.

2016: Limited to 3 games due to a shoulder injury...Underwent successful surgery to repair a torn labrum in his left shoulder on 5/3.

Transferred to the 60-day DL on 5/6 and missed the remainder of the season.

Dr. James Andrews performed the surgery in Pensacola, FL.

Appeared in 3 games and made 1 start before being placed on the 15-day disabled list on 4/13 (retroactive to 4/11) with a left shoulder strain.

2015: Played 126 games in his 1st season with the Red Sox.

Batted exclusively left-handed beginning with a pinch-hit single in the 8th inning on 5/24 vs. LAA...From that date on, hit .255 (27-for-106) against southpaws...Prior to that point, had been 2-for-41 off left-handers.

Hit .312 (24-for-77) in 20 April games with a .398 OBP, his best in any single month since September 2013 (.410).

Batted .288 (62-for-215) with 21 of his 36 XBH in 60 home games, compared to a .208 AVG (53-for-255) on the road...Slugged .461 at home from 7/26 on, going 21-for-76 with 8 2B and 2 HR.

Hit .328 (22-for-67) on the 1st pitch of his plate appearances.

Made his Fenway Park debut on 4/13 vs. WSH, going 2-for-4 with a run scored in BOS' 9-4 win over WSH.

Hit a solo HR in the 11th inning on 5/11 at OAK for the deciding run...Was his 5th career extra-inning HR.

Had 2 hits in 6 consecutive games from 6/13-19...Marked the longest multi-hit streak of his career and the longest by a Red Sox all season.

On 6/15 vs. ATL, recorded both his 200th career double in the 7th inning and his 1,000th career hit with a 2-out double in the 9th.

15 of his last 31 hits beginning 7/27 went for extra bases (12 2B, 3 HR).

Homered off Felix Hernandez in each of the right-hander's 2 starts against BOS, 5/16 in SEA and 8/15 in BOS.

Ejected by HP umpire John Hirschbeck in the 8th inning on 8/28 at NYM, his 1st career ejection.

Played in just 1 of the Red Sox' last 17 games beginning 9/18 due to illness that resulted in pneumonia...In his last game, 9/20 at TOR, scored the deciding run on an 8th-inning sac fly by Jackie Bradley Jr.

HIGHEST POSTSEASON BATTING AVERAGE (CAREER)

1.	Pablo Sandoval	.344
2.	Steve Garvey	.338
3.	George Brett	.337
4.	Tony Fernandez	.327
5.	Babe Ruth	.326

Min. 150 plate appearances

Pablo Sandoval

Pablo Sandoval, Continued

2014: Won a 3rd World Series title in his final season with the Giants...Hit .279 (164-for-588) with 26 2B, 3 3B, 16 HR, and 73 RBI while setting career highs with 157 games and 153 starts.

👉 Tied for the team lead with 14 game-winning RBI (also Buster Posey) and ranked 2nd with 22 go-ahead RBI, 1 shy of the team high.

👉 Had a .317 AVG (126-for-397) against righties, 4th-highest in the NL.

👉 Was the 9th-hardest National Leaguer to strike out (7.5 PA/SO).

👉 Hit .336 (50-for-149) when leading off an inning, 10th-best in the NL.

👉 Spent majority of season as the Giants' No. 4 hitter, batting .310 (114-for-368) in 95 starts in that spot in the batting order...Also started 3rd (31), 5th (17), and 6th (11) in the lineup.

👉 Placed 3rd among National League 3B with a .971 fielding percentage...Posted a career-long 73-game errorless streak from 5/25-8/22.

👉 Hit over .300 in 4 consecutive months: .312 in May, .301 in June, .311 in July, and .336 in August.

👉 Over his last 126 games beginning 5/7, had the NL's 5th-most hits (145) and 8th-best AVG (.306).

👉 Hit 6 HR in May, all within an 11-game span from 5/18-29...Homered in back-to-back games from 5/23-24 vs. MIN and hit an NL-leading 5 HR in 8 games from 5/18-26.

👉 Had an RBI in a career-high 9 straight games from 5/21-29, the longest streak in the majors all year...Totaled an NL-high 15 RBI during that time.

MOST HITS IN A SINGLE POSTSEASON

Player	Hits	Year	Team
Pablo Sandoval	26	2014	SF
Darin Erstad	25	2002	ANA
David Freese	25	2011	STL
Marquis Grissom	25	1995	ATL

POSTSEASON: Helped the Giants to the 2014 World Series title, batting .366 with 7 2B, 5 RBI, and 5 BB...Started all 17 of SF's postseason games and reached safely in 16 of them...Set an all-time record for any single postseason with 26 hits...Sent Game 2 of the NLDS to extras with a 2-out RBI double that ended the top of the 9th (Buster Posey out at home) in a game that SF won in 18 innings, 2-1...Had a hit in all 5 NLCS games against STL (.400, 8-for-20)...Had the Giants' only XBH (2B) in a 3-0 win over Adam Wainwright in NLCS Game 1...In NLCS Game 5 clincher, singled to open the bottom of the 9th inning and was pinch-run for by Joaquin Arias, who scored the go-ahead run on Travis Ishikawa's game-ending 3-run HR...Batted .429 (12-for-28) with multiple hits in 4 of the 7 games of the World Series against KC...Drove in the 1st run of the WS with an RBI double in the top of the 1st inning against James Shields, his 1st of 2 RBI hits in Game 1 at KC...Had a streak of reaching base safely in 25 consecutive postseason games snapped in Game 3 of the WS (0-for-4)...Broke a 4-4 tie in Game 4 of the World Series with a 2-run single in the 6th inning, providing the winning run in an eventual 11-4 SF victory...Reached in all 4 PA in Game 7 of the WS (3-for-3, 2B, HBP), scoring the game's 1st run on a sac fly in the 2nd inning.

2013: Appeared in 141 games for SF (137 starts, all at 3B) and batted .278 (146-for-525) with 27 2B, 14 HR, and 79 RBI...Hit .354 (51-for-144) with RISP, 7th-best in the NL.

👉 Missed time in the spring with ulnar neuritis...An MRI also showed a bone spur in the back of his elbow.

👉 Slugged a game-winning 2-run HR in the 9th inning on 4/30 at ARI off J.J. Putz.

👉 Had 35 hits in April, tied for the NL lead and the most ever by a Giants player before May.

👉 Hit a walk-off, 2-run HR on 5/21 vs. WSH off Yunesky Maya in the 10th inning.

👉 Missed 4 games with a left foot strain suffered in the 8th inning on 5/30...Was removed from the game on 6/8 at ARI and eventually put on the 15-day DL on 6/11 (retro to 6/9) with a perineal tendon strain.

👉 Reached base safely in all 6 PA on 8/16 at MIA (4-for-4, 2 BB).

👉 Recorded 2nd career 3-HR game on 9/4 at SD (also Game 1 of 2012 WS vs. DET)...Became just the 6th player in MLB history to have a 3-HR performance in both the regular season and postseason...Was the 1st reigning World Series MVP in MLB history to hit 3 homers in a game the following season.

👉 Prior to the season, played for Venezuela in the World Baseball Classic and batted .308 (4-for-13) with a HR and 4 RBI in 3 games.

2012: Named to his 2nd straight All-Star team but was limited to 108 games due to a pair of stints on the disabled list...Made 105 starts, including 101 at 3B, 2 at 1B, and 2 at DH.

👉 Signed a 3-year contract extension with the Giants on 1/18.

👉 Began the year with a 20-game hit streak...Became just the 3rd SF Giant with 2 separate 20+ game hit streaks (also 2011), along with Willie Mays and Willie McCovey.

👉 Selected by the fans as the starting NL All-Star 3B with 5,743,542 votes...Hit the 1st bases-loaded triple in All-Star Game history on 7/10 at KC...Became only the 3rd player in All-Star Game history to come to the plate with the bases loaded and drive in all 3 men (also Fred Lynn in 1983 and Brian McCann in 2010).

👉 Left the game on 7/24 vs. SD in the 3rd inning after suffering a left hamstring strain stretching as the 1B on a throw from SS Brandon Crawford...Sat out the next 2 games before being placed on the DL on 7/28 (retro to 7/25).

👉 Homered from both sides of the plate for the 1st time in his career on 9/20 vs. COL with a solo HR off LHP Jorge De La Rosa in the 1st inning and a 3-run shot off RHP Edgmer Escalona in the 4th.

POSTSEASON: Named World Series MVP after hitting .364 with 6 HR and 13 RBI in 16 postseason games...Collected at least 1 RBI in 6 straight postseason games from NLCS Game 3 through WS Game 1 (10 total RBI)...Hit .333 (7-for-21, 2 2B, HR, 3 RBI) in 5 NLDS games vs. CIN as the Giants stormed back from a 2-0 deficit...Hit safely in 6 of 7 games in the Giants' NLCS victory over STL, batting .310 (9-for-29, 2 2B, 2 HR) with a team-best 6 RBI...Went 8-for-16 (.500) with 3 HR and 4 RBI in a 4-game WS sweep of the Tigers...Was the 1st-ever Venezuelan-born World Series MVP (award 1st given out in 1955)...Made ML history in Game 1 of the WS after hitting home runs in each of his first 3 PA, just the fifth 3-HR game in WS history and just the 9th in postseason history.

2011: Led the Giants in AVG (.315), hits (134), HR (23), XBH (52), RBI (70), and runs (55) despite missing 40 games with a hand injury...Was an All-Star for the 1st time.

- 🔥 Batted .324 (107-for-330) against right-handers.
- 🔥 His 27 go-ahead RBI were T-8th in the NL and his 13 game-winning RBI were T-11th.
- 🔥 Diagnosed with fractured hamate bone in his right hand on 4/30 and placed on 15-day DL on 5/1 (retro to 4/30)...Injured his hand while swinging a bat in a game on 4/29 at WSH...Had successful surgery in Arizona on 5/3 with Dr. Don Sheridan performing the procedure.
- 🔥 Played 6 games on rehab between High-A San Jose and Triple-A Fresno before being reinstated on 6/14.
- 🔥 Hit safely in a career-high 22 straight games from 6/19-7/14 (.323, 31-for-96)...Was the longest streak by a Giant since Jack Clark hit in 26 straight games in 1978...Reached safely in a career-high 27 straight contests from 6/19-7/19.
- 🔥 Had an XBH in 9 straight games from 6/26-7/4, the longest streak for a Giant since Willie Mays (9 straight in 1963).
- 🔥 Named to his 1st career All-Star team by manager Bruce Bochy as a replacement for Mets SS Jose Reyes (on DL)...Went 1-for-1 with an RBI double in his lone PA after entering as a defensive replacement at 3B in the 6th inning.
- 🔥 Faced LHP Sergio Escalona while batting from the left side of the plate on 8/20 at HOU...Marked the 1st time he ever faced a lefty while batting left-handed (could not swing right-handed due to inflammation in his left shoulder).
- 🔥 Belted a pair of solo HR on 9/5 at SD...Again homered twice on 9/18 at COL, both in SF's 8-run 4th inning.
- 🔥 Hit for the cycle on 9/15 at COL...Homered in the 1st, singled in the 2nd, doubled in 5th, and tripled in the 6th.
- 🔥 Was NL Player of the Week for the 1st time in his career for 9/12-18 (.440, 11-for-25, 2B, 2 3B, 4 HR, 10 RBI).
- 🔥 Battled inflammation in his left shoulder over the final 6 weeks of the season.
- 🔥 Traveled to Taiwan in October and November for an exhibition series against the Chinese Taipei national team as part of the 2011 Taiwan All-Star Series...MLB All-Stars swept the 5-game series.

2010: In his 2nd full ML season, hit .268 (151-for-563) with 34 2B, 13 HR, and 63 RBI in 152 games.

- 🔥 Hit .330 (92-for-279) with 9 HR and 40 RBI in 76 games at AT&T Park, the 6th-best home AVG in the NL.
- 🔥 Hit 122 points lower on the road: .208 (59-for-284) with 4 HR and 23 RBI...Had the largest difference between home and road AVG among all MLB qualifiers.
- 🔥 Made his 2nd career Opening Day roster and his 2nd consecutive Opening Day start.

POSTSEASON: Batted .176 (3-for-17) with 2 RBI in 6 postseason games as the Giants won the World Series...Started 5 of the club's 15 games (4 at 3B, 1 at DH)...Both RBI came on a 2-run double in Game 4 of the NLCS vs. PHI that turned a 4-3 deficit into a 5-4 lead in an eventual 6-5 victory...His only World Series appearance was a start in Game 3 as the DH at TEX (0-for-3).

2009: Hit .330 (189-for-572) with 44 2B, 5 3B, 25 HR, and 90 RBI in his 1st full ML season.

- 🔥 His .330 AVG ranked 2nd among NL qualifiers to FLA's Hanley Ramirez (.342).
- 🔥 Also ranked among NL leaders in 2B (3rd), multi-hit games (2nd, 57), AVG vs. LHP (3rd, .379), hits (6th), total bases (6th, 318), SLG (6th, .556), XBH (7th, 74), and IBB (9th, 13).

- 🔥 Was the 3rd player in Giants history to hit .330+ while reaching 40 2B, 25 HR, and 90 RBI (also Bill Terry in 1932 and Jeff Kent in 2000).
- 🔥 His 189 hits were the most by a Giant since Jeff Kent (195 in 2002).
- 🔥 Became the 8th Giant in franchise history to record 20+ HR and 40+ 2B in a season.
- 🔥 Led the NL in home AVG (.361).
- 🔥 Was 1 of 5 players on the Final Vote fan ballot for the last spot on the NL's All-Star roster...Finished 2nd to PHI's Shane Victorino.
- 🔥 Was the SF nominee for MLBPA's Heart and Hustle Award.
- 🔥 Made his 1st career Opening Day roster...At 22 years old, was the Giants' youngest Opening Day starter at 3B since Tom O'Malley at 22 years old in 1983.

PLAYERS TO HIT 3 HR IN A WORLD SERIES GAME

Player (Team)	Opp.	Year	Gm.
Babe Ruth (NYY)	STL	1926	G4
Babe Ruth (NYY)	STL	1928	G4
Reggie Jackson (NYY)	LAD	1977	G6
Albert Pujols (STL)	TEX	2011	G5
Pablo Sandoval (SF)	DET	2012	G1

PLAYERS TO WIN WORLD SERIES MVP AS A 3B

Player	Team	Year
Brooks Robinson	BAL	1970
Pete Rose	CIN	1975
Mike Schmidt	PHI	1980
Ron Cey	LAD	1981
Ray Knight	NYM	1986
Scott Brosius	NYM	1998
Troy Glaus	ANA	2002
Mike Lowell	BOS	2007
David Freese	STL	2011
Pablo Sandoval	SF	2012

Pablo Sandoval, Continued

- Caught his 1st game of the season on 4/22 vs. SD...Was behind the plate for all 10.0 innings of the Giants' 1-0 win.
- Hit 1st career walk-off HR on 5/12 vs. WSH.
- Reached base safely in 25 straight games from 6/4-30 (.411, 37-for-90, 13 BB, .481 OBP).
- Belted his 1st career grand slam off FLA's Sean West in the 5th inning on 7/6 at AT&T Park.
- Following the season, hit .395 (32-for-81) in 20 games for Magallanes of the Venezuelan Winter League.

2008: Named Giants Minor League Player of the Year and made ML debut...Batted .345 (50-for-145) with 10 2B, 3 HR, and 24 RBI in 41 games for SF.

- Began season with High-A San Jose (68 games), moved to Double-A Connecticut (44 games), then jumped straight to the majors in mid-August without ever playing at Triple-A.
- Hit .350 (157-for-448) with 38 2B, 2 3B, 20 HR, and 96 RBI in the minors before his recall...Among full-season minor league qualifiers, ranked 7th in AVG...Primarily appeared at catcher in the minors (83 games).

Was a mid-season California League All-Star with San Jose...Also made the World Team roster of the MLB All-Star Futures Game at Yankee Stadium on 7/13.

- Selected to the ML roster from Connecticut on 8/13 and debuted that day at HOU as the Giants' starting catcher.

Played regularly after his recall, appearing in 41 of the club's 43 games (34 starts), including each of SF's last 39 contests beginning 8/18 (32 starts)...For the Giants, started at 1B (13), 3B (12), and catcher (9).

Single off Mike Hampton in the 2nd on 8/16 at ATL for his 1st ML hit, part of a 3-hit effort in his 2nd ML game.

Clubbed his 1st ML homer on 8/27 vs. COL off Livan Hernandez.

Led the Venezuelan Winter League with a .396 AVG (76-for-192) and a .677 SLG in 52 games for Magallanes.

2007: Spent the entire season at High-A San Jose and led the team in doubles (33).

Split time between catcher (59 games) and 1B (42 games).

Was the 3rd-hardest in the California League to strike out (8.1 PA/SO).

Hit .317 (80-for-252) over his last 62 games of the season beginning 6/9 (9th in the CL).

Had a pair of 5-hit games on 5/4 and 6/22, both against Bakersfield.

After the season, appeared in 11 games for Magallanes in the Venezuelan Winter League.

2006: Played at Single-A Augusta in his 1st year of full-season ball.

Led the GreenJackets with 93 games at 1B...Also appeared in 21 games at 3B.

Selected to the World Team roster for the MLB All-Star Futures Game on 7/9 in PIT (1-for-2).

Hit .320 (8-for-25) in 6 playoff games for Augusta.

Also went 4-for-12 (.333) in 7 games for Magallanes in the Venezuelan Winter League.

2005: Named to Baseball America's Short-Season All-Star Team after batting .330 (97-for-294) in 75 games for SF's Salem-Keizer affiliate.

Also earned a spot on the Northwest League's postseason All-Star team.

Ranked among NWL leaders in hits (2nd), RBI (2nd, 50), AVG (3rd), and total bases (5th, 125)...Was the 2nd-hardest batter to strike out (9.9 PA/SO)...His 70 games at 3B were the most in the league.

2004: Made pro debut with 46 games for the Rookie-level Arizona League-champion Giants.

Appeared exclusively at catcher.

Went 2-for-4 in a 1-game playoff against the A's.

PLAYERS WITH 3-HR GAMES IN BOTH REGULAR SEASON AND POSTSEASON

Player	Regular Season	Postseason
Adrian Beltre	8/22/2012 vs. BAL	2011 ALDS G4 at TB
George Brett	7/22/1979 at TEX	1978 ALCS G3 at NYY
	4/20/1983 at DET	
Reggie Jackson	7/2/1969 vs. SEA	1977 WS G6 vs. LAD
	9/18/1986 vs. KC	
Albert Pujols	7/20/2004 at CHC	2011 WS G3 at TEX
	4/16/2006 vs. CIN	
	9/3/2006 vs. PIT	
	5/30/2010 at CHC	
Babe Ruth	5/21/1930 at PHI	1926 WS G4 at STL
	5/25/1935 at PIT	1928 WS G4 at STL
Pablo Sandoval	9/4/2013 at SD	2012 WS G1 vs. DET

Personal

Full name is Pablo Emilio Sandoval.

Signed by Ciro Villalobos (Giants).

Attended Academia Centro de Estudio Carabobo (VZ) in 2003.

A born lefty, learned how to throw with his right hand at the age of 9 so he could play catcher...Later added switch-hitting to his switch-throwing.

In the Community

Pablo created the Pablo Sandoval Foundation to help promote lasting improvements in the lives of underprivileged children...The organization focuses on assisting children who are poor, disabled, sick, or in charitable need...In 2015 and 2016, served as co-captain of the Jimmy Fund along with teammate Brock Holt, visiting with patients at the clinic and at Fenway Park...Has also purchased tickets for underprivileged children to attend games at Fenway Park as part of the Pablo's Pandas program in each of the last 2 years...Was supportive of the Red Sox Foundation's RBI program in 2016, particularly during the holidays when he provided backpacks and sneakers...During spring training in 2015 and 2016, attended the Red Sox Foundation's Casino Night...Was on hand for the Red Sox' inaugural Baseball Winter Weekend in January 2015, where he took part in autograph and photo sessions with fans...Also attended Picnic in the Park and participated in the WISE Hitting Clinic, the Ice Bucket Challenge, and the Red Sox Destinations program in his 1st season with Boston...Was honored by the FBI's San Francisco Division in appreciation for providing 50,000 Child ID Kits to children in the San Francisco Community in 2011...Teamed up with Positive Athlete, a program that helps promote positivity to young athletes...While a member of the Giants, made numerous community appearances, including visits to a number of Bay Area schools.

Pablo Sandoval's Career Record

YEAR	CLUB	AVG	G	AB	R	H	2B	3B	HR	RBI	SH	SF	HB	BB	SO	SB	CS	E
2004	AZL Giants	.266	46	177	21	47	9	5	0	26	3	4	2	5	17	4	1	4
2005	Salem-Keizer	.330	75	294	46	97	15	2	3	50	3	3	6	21	33	2	3	13
2006	Augusta	.265	117	438	43	116	20	1	1	49	1	4	8	22	74	3	4	17
2007	San Jose	.287	102	401	56	115	33	5	11	52	3	3	0	16	52	3	1	4
2008	San Jose	.359	68	273	61	98	25	2	12	59	0	2	3	23	39	2	1	6
	Connecticut	.337	44	175	29	59	13	0	8	37	0	1	0	8	20	0	1	3
	SAN FRANCISCO	.345	41	145	24	50	10	1	3	24	0	4	1	4	14	0	0	1
2009	SAN FRANCISCO	.330	153	572	79	189	44	5	25	90	0	5	4	52	83	5	5	14
2010	SAN FRANCISCO	.268	152	563	61	151	34	3	13	63	0	5	1	47	81	3	2	13
2011	San Jose	.000	1	3	1	0	0	0	0	0	0	0	0	0	1	0	0	1
	Fresno	.278	5	18	4	5	0	0	2	7	0	2	0	2	0	0	0	0
	SAN FRANCISCO	.315	117	426	55	134	26	3	23	70	1	7	0	32	63	2	4	10
2012	Fresno	.273	3	11	3	3	1	0	2	2	0	0	0	1	0	0	0	0
	San Jose	.273	6	22	1	6	2	0	1	1	0	0	0	1	5	0	0	0
	SAN FRANCISCO	.283	108	396	59	112	25	2	12	63	0	7	1	38	59	1	1	13
2013	San Jose	.667	2	6	2	4	0	0	2	2	0	0	0	0	0	0	0	1
	SAN FRANCISCO	.278	141	525	52	146	27	2	14	79	0	6	6	47	79	0	0	18
2014	SAN FRANCISCO	.279	157	588	68	164	26	3	16	73	0	7	4	39	85	0	0	11
2015	BOSTON	.245	126	470	43	115	25	1	10	47	1	2	7	25	73	0	0	15
2016	BOSTON	.000	3	6	0	0	0	0	0	0	0	0	0	1	4	0	0	1
Major League Totals		.287	998	3691	441	1061	217	20	116	509	2	43	24	285	541	11	12	96
Minor League Totals		.303	469	1818	267	550	118	15	42	285	10	19	19	99	241	14	11	49
Red Sox Totals		.242	129	476	43	115	25	1	10	47	1	2	7	26	77	0	0	16

- 2008 Signed by the San Francisco Giants as an international free agent, 5/8
- 2011 On disabled list with a right hand fracture, 4/30-6/13
- 2012 On disabled list with a left hand fracture, 5/3-6/8
- 2012 On disabled list with a left hamstring strain, 7/25-8/12
- 2013 On disabled list with a left foot strain, 6/9-23
- 2014 Signed by the Boston Red Sox as a free agent, 11/25
- 2016 On disabled list with a left shoulder strain, 4/11 through remainder of season

Additional Batting Statistics

YEAR	CLUB	OBP	SLG	OPS	TB	GDP
2008	SAN FRANCISCO	.357	.490	.847	71	6
2009	SAN FRANCISCO	.387	.556	.943	318	10
2010	SAN FRANCISCO	.323	.409	.732	230	26
2011	SAN FRANCISCO	.357	.552	.909	235	12
2012	SAN FRANCISCO	.342	.447	.789	177	13
2013	SAN FRANCISCO	.341	.417	.758	219	19
2014	SAN FRANCISCO	.324	.415	.739	244	16
2015	BOSTON	.292	.366	.658	172	14
2016	BOSTON	.143	.000	.143	0	0
Major League Totals		.339	.451	.790	1666	116

Postseason Record

YEAR	CLUB	AVG	G	AB	R	H	2B	3B	HR	RBI	SH	SF	HB	BB	SO	SB	CS	E
		.344	39	154	21	53	13	0	6	20	0	1	2	10	22	0	0	5

Wild Card Record

YEAR	CLUB	AVG	G	AB	R	H	2B	3B	HR	RBI	SH	SF	HB	BB	SO	SB	CS	E
2014	SF vs. PIT	.500	1	4	2	2	0	0	0	0	0	0	0	1	1	0	0	0

Pablo Sandoval, Continued

Division Series Record

YEAR	CLUB	AVG	G	AB	R	H	2B	3B	HR	RBI	SH	SF	HB	BB	SO	SB	CS	E
2010	SF vs. ATL	.167	2	6	0	1	0	0	0	0	0	0	0	1	2	0	0	1
2012	SF vs. CIN	.333	5	21	2	7	2	0	1	3	0	1	0	0	2	0	0	1
2014	SF vs. WSH	.211	4	19	1	4	1	0	0	1	0	0	0	1	4	0	0	0
Division Series Totals		.261	11	46	3	12	3	0	1	4	0	1	0	2	8	0	0	2

League Championship Series Record

YEAR	CLUB	AVG	G	AB	R	H	2B	3B	HR	RBI	SH	SF	HB	BB	SO	SB	CS	E
2010	SF vs. PHI	.250	3	8	0	2	1	0	0	2	0	0	0	1	0	0	0	1
2012	SF vs. STL	.310	7	29	4	9	2	0	2	6	0	0	0	2	4	0	0	2
2014	SF vs. STL	.400	5	20	3	8	3	0	0	0	0	0	1	2	2	0	0	0
LCS Totals		.333	15	57	7	19	6	0	2	8	0	0	1	5	6	0	0	3

World Series Record

YEAR	CLUB	AVG	G	AB	R	H	2B	3B	HR	RBI	SH	SF	HB	BB	SO	SB	CS	E
2010	SF vs. TEX	.000	1	3	0	0	0	0	0	0	0	0	0	0	1	0	0	0
2012	SF vs. DET	.500	4	16	3	8	1	0	3	4	0	0	0	1	2	0	0	0
2014	SF vs. KC	.429	7	28	6	12	3	0	0	4	0	0	1	1	4	0	0	0
World Series Totals		.426	12	47	9	20	4	0	3	8	0	0	1	2	7	0	0	0

All-Star Game Record

YEAR	CLUB	AVG	G	AB	R	H	2B	3B	HR	RBI	SH	SF	HB	BB	SO	SB	CS	E
2011	NL at ARI	1.000	1	1	0	1	1	0	0	1	0	0	0	0	0	0	0	0
2012	NL at KC	.500	1	2	1	1	0	1	0	3	0	0	0	0	0	0	0	0
All-Star Game Totals		.667	2	3	1	2	1	1	0	4	0	0	0	0	0	0	0	0

World Baseball Classic Record

YEAR	CLUB	AVG	G	AB	R	H	2B	3B	HR	RBI	SH	SF	HB	BB	SO	SB	CS	E
2013	Venezuela	.308	3	13	1	4	2	0	1	4	0	0	0	1	2	0	0	0

Career Fielding Record

YEAR	CLUB	POS	PCT.	G	GS	PO	A	E	TC	DP
2008	SAN FRANCISCO	C	1.000	11	9	76	6	0	82	1
		1B	.991	17	13	100	12	1	113	7
		3B	1.000	12	12	3	14	0	17	0
2009	SAN FRANCISCO	C	1.000	3	3	21	2	0	23	0
		1B	.985	26	24	181	10	3	194	10
		3B	.960	120	120	70	195	11	276	13
2010	SAN FRANCISCO	1B	1.000	11	10	79	0	0	79	6
		3B	.961	143	136	93	228	13	334	23
		1B	1.000	6	6	54	6	0	60	3
2011	SAN FRANCISCO	3B	.966	106	101	71	214	10	295	16
		1B	1.000	3	2	10	1	0	11	1
		3B	.954	102	101	63	207	13	283	13
2013	SAN FRANCISCO	3B	.940	137	137	77	206	18	301	14
2014	SAN FRANCISCO	3B	.971	151	150	89	282	11	382	27
2015	BOSTON	3B	.842	123	122	78	200	15	293	19
2016	BOSTON	3B	.800	2	1	1	3	1	5	0
Career Totals		C	1.000	14	12	97	8	0	105	1
		1B	.991	63	55	424	29	4	457	27
		3B	.958	896	880	545	1549	92	2186	125

Career Single-Game Highs

HITS	4, 10 times, last 4/28/15 vs. TOR
DOUBLES	3, 9/11/11 vs. LAD
HOME RUNS	3, 9/4/13 at SD
RBI	6, 9/4/13 at SD
RUNS SCORED	4, 9/29/09 vs. ARI
WALKS	3, 6 times, last 4/26/15 at BAL
STRIKEOUTS	3, 10 times, last 4/9/16 at TOR
STOLEN BASES	1, 11 times, last 9/19/12 vs. COL
HITTING STREAK	22, 6/19-7/14/11
EJECTIONS (1)	8/28/15 at NYM (HP, John Hirschbeck)

Home Run Notes

MULTI-HOME RUN GAMES (6)
3-HOME RUN GAMES (1)
9/4/13 at SD
2-HOME RUN GAMES (5)
6/15/09 vs. LAA
6/27/09 at MIL
9/5/11 at SD
9/18/11 at COL
9/20/12 vs. COL
LEADOFF HOME RUNS (0)
GRAND SLAMS (1)
7/6/09 vs. FLA off Sean West
PINCH-HIT HOME RUNS (0)
EXTRA-INNING HOME RUNS (5)
10/4/09 at SD off Ryan Webb (10th)
6/30/11 at CHC off John Grabow (13th)
8/21/11 at HOU off Mark Melancon (11th)
5/21/13 vs. WSH off Yunesky Maya (10th)
5/11/15 at OAK off Angel Castro (11th)
GAME-ENDING HOME RUNS (2)
5/12/09 vs. WSH off Joe Beimel
5/21/13 vs. WSH off Yunesky Maya
INSIDE-THE-PARK HOME RUNS (0)

63 ROBBY SCOTT

LHP



Bats: Switch • **Throws:** Left • **Height:** 6-2 • **Weight:** 238

Opening Day Age: 27 • **MLB Service:** 31 days

Born: 8/29/1989 in Miami, FL

Resides: Miami, FL

Acquired: Signed as a non-drafted free agent on 8/9/2011

Contract Status: Signed through 2017

Career Highlights

🔥 Entering his 7th pro season since signing with the Red Sox in 2011...Has posted a 2.61 ERA (96 ER/331.0 IP) in 170 professional appearances (11 starts).

🔥 Made his ML debut in 2016, holding his opponents scoreless in each of 7 appearances with BOS (6.0 IP).

🔥 Participated in the Red Sox Rookie Development Program in January 2017.

🔥 Enters the 2017 season ranked by *Baseball America* as the Red Sox' No. 17 prospect.

2016: Made his ML debut at the age of 27, pitching in 7 September games without allowing a run... Went 1-0 with 6 hits allowed, 5 SO, and 2 BB over 6.0 innings.

🔥 Received the organization's 2016 Lou Gorman Award, given to a Red Sox minor league player who has demonstrated dedication and perseverance in overcoming obstacles while working his way to the Major League team.

🔥 Earned Triple-A Pawtucket's Most Valuable Pitcher and Community Spirit awards.

🔥 Selected to the ML roster on 9/2...Became just the 2nd BOS pitcher since 1913 to begin his ML career with as many as 7 straight scoreless outings (also Drake Britton, 7 in 2013).

🔥 Made ML debut on 9/2 at OAK and pitched a scoreless 9th inning...Struck out his first 2 batters faced (Billy Butler and Matt McBride).

🔥 Pitched 3.0 scoreless innings (6th-8th) in the Sox' 7-5, walk-off win over the Yankees on 9/15.

🔥 Earned his 1st ML win on 9/18 vs. NYY after retiring both batters faced.

🔥 Spent the majority of the season with Pawtucket, going 4-3 with a 2.54 ERA (22 ER/78.0 IP), a .202 opponent AVG, and a 0.91 WHIP in 32 games (6 starts) while striking out 73 and walking just 14.

🔥 Posted a 2.38 ERA (6 ER/22.2 IP) in 6 Triple-A starts, keeping the opponent scoreless in 3 of those outings...In 26 relief appearances, held his opponent scoreless 19 times, going 3-1 with a 2.60 ERA (16 ER/55.1 IP) and a 0.83 WHIP out of the bullpen.

🔥 Held left-handed batters to a .147/.206/.253 batting line with the PawSox (14-for-95, 31 SO, 4 BB).

🔥 With Pawtucket, recorded a .161 opponent AVG (5-for-31, 9 SO) with 2 outs and RISP.

🔥 Won his season debut in the 2nd game of a doubleheader on 4/9 vs. Buffalo...Allowed just 1 hit and 1 BB over 3.0 scoreless innings as the PawSox walked off with a 4-3 win.

🔥 Made his 1st start of the season on 4/20 at Rochester, surrendering 2 hits over 4.1 scoreless innings with a career-high 5 SO in his longest career outing at that point.

🔥 Earned the win in consecutive relief appearances on 5/17 vs. Norfolk and 5/21 at Buffalo, combining for 6.2 innings and allowing just 1 run.

🔥 Collected his 4th win of the season on 7/27 vs. Rochester with a career-high 5.0 shutout frames.

🔥 Over his final 14 games with the PawSox (including 3 starts), allowed just 5 ER over 31.2 IP (1.42 ERA) with a .191 opponent AVG and a 0.88 WHIP...Struck out 28 compared to just 6 BB.

2015: Combined with Double-A Portland and Triple-A Pawtucket to go 2-2 with 1 save and a 4.42 ERA (37 ER/75.1 IP) in 38 appearances (3 starts)...Named an Eastern League mid-season All-Star.

🔥 Held LHH to a .170 AVG (16-for-94) and 0 XBH between the 2 levels...Held Double-A opponents to a .198 AVG (32-for-162)...Did not allow an ER in 13 appearances with Portland from 5/14-6/26 (20.1 IP).

🔥 Was the only pitcher to throw more than 1.0 inning in the EL All-Star Game on 7/15, tossing 1.1 perfect frames...Entered the game in the 7th with 2 outs and the bases loaded and induced a groundout to keep the game tied at 4.

🔥 Began his 4th stint with Pawtucket on 7/21 and spent the remainder of the season with the PawSox...Placed on the DL from 8/4-10...Made 3 consecutive scoreless appearances of 3.0 IP from 8/16-23.

Robby Scott, Continued

2014: Led Portland relievers in wins (8) and ranked 2nd on the club in appearances (35) in his Double-A debut...Named an Eastern League mid-season All-Star.

🔥 Finished 16 games for the Sea Dogs...26 of his 34 relief appearances were scoreless...Held righties to a .186 AVG (30-for-161).

🔥 Allowed 0 ER in 13 of his first 14 outings from 4/6-6/13 (0.59 ERA, 2 ER/30.1 IP)...Went 2-0 with 2 saves and a 2.25 ERA (4 ER/16.0 IP) in 14 games from 7/14 through the remainder of the season (2 BB, 18 SO).

🔥 Following the season, earned Arizona Fall League Rising Star honors after posting a 1.38 ERA (2 ER/13.0 IP) in 10 relief appearances for Surprise.

2013: Posted the 2nd-lowest ERA (2.79) among High-A Salem pitchers with at least 50.0 IP.

🔥 Ranked among Carolina League leaders for relievers in opponent AVG (4th, .214) and fewest base runners per 9.0 IP (5th, 11.04)...Went 2-1 with a 0.57 ERA (2 ER/31.1 IP) over his final 13 regular season outings.

🔥 Tossed 2.0 scoreless postseason innings for Salem during its run to the Mills Cup Championship.

2012: Made 14 relief appearances with the GCL Red Sox after beginning the season on the DL...Posted a 0.44 ERA (1 ER/20.1 IP), the 3rd-lowest mark among GCL hurlers with at least 20.0 IP.

🔥 Ranked 2nd on the club in outings and 3rd with 11 games finished...Gave up 1 hit or fewer in 12 appearances...Held righties to a .188 AVG (12-for-64) and a .203 SLG.

2011: Purchased by the Red Sox from Yuma of the independent North American League on 8/9 after tossing 11.0 scoreless innings with 19 SO for the Scorpions.

🔥 Made his minor league debut on 8/11 and played in 6 games between the GCL Red Sox and Short-A Lowell.

Personal

🔥 Full name is Robert John Scott.

🔥 Posted a 4.82 ERA (5 ER/9.1 IP) in 16 relief appearances for Florida State University in 2011.

In the Community

Robby signed autographs and posed for pictures with fans during Red Sox Winter Weekend in January 2017... As part of the Red Sox Rookie Development Program in January 2017, helped paint murals at Higginson-Lewis K-8 School and visited with patients at Boston Children's Hospital...Interacted with fans at the annual Christmas at Fenway event in 2016...Also in December 2016, took part in the Gift of Sox event at Codman Academy and participated in the Red Sox Holiday Caravan, visiting patients at Beth Israel Deaconess Medical Center, Boston Children's Hospital, the Jimmy Fund, Mass General Hospital for Children, Shriners Hospital, and The BASE...Also visited Boston Children's Hospital in September 2016...Received the 2016 Sullivan Tire Community Spirit Award from the Pawtucket Red Sox for his efforts in the community...While with the PawSox in 2016, visited patients at Hasbro Children's Hospital, helped serve food at the Pawtucket Soup Kitchen, and read to children at an elementary school in Woonsocket, RI.

Robby Scott's Career Record

YEAR	CLUB	W-L	ERA	G	GS	CG	SHO	SV	IP	H	R	ER	HR	HB	BB	SO	WP	BK
2011	Yuma (IND)	1-0	0.00	7	1	0	0	0	11.0	6	0	0	0	0	4	19	0	0
	GCL Red Sox	0-0	1.23	4	0	0	0	2	7.1	4	1	1	1	1	1	11	0	0
	Lowell	1-1	1.59	2	0	0	0	0	5.2	2	2	1	1	2	1	5	0	0
2012	GCL Red Sox	0-0	0.44	14	0	0	0	1	20.1	13	2	1	0	1	5	23	1	0
2013	Salem	4-4	2.79	31	0	0	0	2	67.2	51	27	21	6	2	30	44	5	0
2014	Portland	8-2	1.96	35	1	0	0	3	59.2	55	17	13	3	0	15	51	5	1
2015	Pawtucket	1-1	7.67	13	1	0	0	1	31.2	47	31	27	5	0	9	27	0	0
	Portland	1-1	2.06	25	2	0	0	0	43.2	32	14	10	3	1	13	41	3	1
2016	Pawtucket	4-3	2.54	32	6	0	0	0	78.0	57	22	22	9	4	14	73	3	0
	BOSTON	1-0	0.00	7	0	0	0	0	6.0	6	0	0	0	0	2	5	1	0
Major League Totals		1-0	0.00	7	0	0	0	0	6.0	6	0	0	0	0	2	5	1	0
Minor League Totals		19-12	2.75	156	10	0	0	9	314.0	261	116	96	28	11	88	275	17	2
Independent Lg. Totals		1-0	0.00	7	1	0	0	0	11.0	6	0	0	0	0	4	19	0	0

2011 Signed by the Boston Red Sox as a non-drafted free agent, 8/9

Career Fielding Record

YEAR	CLUB	POS	PCT.	G	GS	PO	A	E	TC	DP
2016	BOSTON	P	---	7	0	0	0	0	0	0
Career Totals		P	---	7	0	0	0	0	0	0

Career Single-Game Highs

INNINGS PITCHED	3.0, 9/15/16 vs. NYY
STRIKEOUTS	2, 9/2/16 at OAK
HITS ALLOWED	2, 9/15/16 vs. NYY
RUNS ALLOWED	None
WALKS ALLOWED	1, 2 times, last 9/29/16 at NYY
HOME RUNS ALLOWED	None
EJECTIONS	None
SCORELESS INNINGS STREAK	6.0, 9/2-29/16

62 STEVE SELSKY OF

Bats: Right • **Throws:** Right • **Height:** 6-0 • **Weight:** 217

Opening Day Age: 27 • **MLB Service:** 43 days

Born: 7/20/1989 in Manhattan Beach, CA

Resides: Manhattan Beach, CA

Acquired: Claimed off waivers from the Cincinnati Reds on 1/25/2017

Contract Status: Signed through 2017



Career Highlights

- 🔥 Made his ML debut in 2016 with CIN...Selected by the Reds in the 33rd round of the 2011 June Draft.
- 🔥 Has a .379 OBP in 537 minor league games...Has posted an OBP above .365 in each of his 6 minor league seasons.
- 🔥 In 191 Triple-A games, has hit .283 with a .369 OBP (169-for-597, 41 2B, 4 3B, 12 HR).

2016: Made his ML debut, appearing in 24 games (9 starts) and batting .314 (16-for-51) over 3 stints with CIN...Also posted a .280/.363/.459 batting line in 85 games with Triple-A Louisville.

- 🔥 For CIN, made 6 starts in RF, 2 in CF, and 1 in LF...For Louisville, started 39 games in the OF, 33 at 1B, and 8 at DH.
- 🔥 Posted a .333/.408/.581 batting line vs. LHP (43-for-129, 14 2B, 6 HR), going 5-for-10, 2B, HR at the ML level.

- 🔥 Selected to the ML roster on 5/20 and made his big league debut that day vs. SEA, appearing as a pinch-hitter in the 6th inning (SO)...Returned to Louisville on 5/24.

- 🔥 Recalled by CIN on 6/7 and recorded his 1st ML hit the following day vs. STL, a 5th-inning, pinch-hit double off Jaime Garcia...Made his 1st ML start in CF on 6/12 vs. OAK (1-for-3, R)...Returned to Louisville on 6/17.

- 🔥 On the 7-day DL from 7/30-9/1 with a torn meniscus in his left knee...Had arthroscopic surgery in early August...Went 5-for-9 (.556) in 3 rehab games with the AZL Reds before being reinstated on 9/2.

- 🔥 Played in Louisville's final 4 games before being promoted to CIN on 9/6.

- 🔥 Hit his 1st HR on 9/16 vs. PIT, a solo shot off Tony Watson...Was also his 1st career RBI.

- 🔥 Had a 7-game hitting streak from 9/17(G2)-27, during which he hit .500 (11-for-22)...Recorded a hit in 7 consecutive at-bats from 9/25-27, the longest such streak by a Reds player since Brandon Phillips (7 in 2015).

- 🔥 Went 5-for-5 with 4 RBI on 9/26 at STL...Was the only Reds player with 5+ hits in a game in 2016, and the 1st Reds rookie with 5+ hits in a game since Wade Rowdon on 7/9/86 at NYM (also 5)...Was the only rookie in 2016 to record 5+ hits—at least 1 of which was a HR—in a game.

- 🔥 Designated for assignment on 1/19/17 and claimed by BOS off waivers 6 days later.

2015: Missed a majority of the season due to a pair of DL stints...Batted .317 (57-for-180) with a .386 OBP in 51 games, all with Triple-A Louisville.

- 🔥 Had an 11-game hitting streak from 5/2-24.

- 🔥 On the DL from 5/6-17 with a right hamstring strain, and again from 6/21 through the remainder of the season with a medial meniscus injury in his left knee.

2014: Named a Southern League mid-season All-Star...Batted .275 (79-for-287) with a .389 OBP between Double-A Pensacola and Triple-A Louisville.

- 🔥 Began the season with Pensacola...Promoted to Louisville on 6/18 and spent the remainder of the season with the Bats...Had a .410 OBP at the time of his promotion, 8th-highest in Double-A through 6/17.

2013: Hit .274 (116-for-423) with an .807 OPS between High-A Bakersfield and Double-A Pensacola...Ranked T-2nd among Reds minor leaguers with 80 RBI.

- 🔥 Began the season with Pensacola in his Double-A debut, but was transferred to Bakersfield on 5/14...Spent the remainder of the season with the Blaze.

- 🔥 Named Red Sox Minor League Player of the Month for June, when he posted a .346/.438/.663 batting line.

- 🔥 On the DL from 8/27 through the remainder of the season.

2012: Posted a .317/.377/.515 batting line between Single-A Dayton and High-A Bakersfield...Ranked 2nd among Reds farmhands in AVG and RBI (74) and T-3rd in HR (18).

- 🔥 Went 3-for-5 with a HR in his final game with Dayton (6/15 at Lake County) and hit 2 HR in his 1st game with Bakersfield on 6/21 at Rancho Cucamonga.

- 🔥 Homered in 10 of 23 games from 7/8-8/2...Hit safely in 45 of his final 52 games (beginning 7/8).

- 🔥 Named Reds Minor League Player of the Month for August, when he had a .380/.452/.593 batting line.

Steve Selsky, Continued

2011: Made his pro debut with 28 games at the Rookie level, posting a .311/.413/.585 batting line between the Arizona League Reds and Billings.

🔥 Hit 6 HR in only 20 games with the AZL Reds...Hit 5 HR in a 6-game span from 8/13-19...Homered in 3 straight games from 8/16-19, recording his 1st multi-HR game on 8/16 at the AZL Cubs.

Personal

🔥 Full name is Steven Garth Selsky.

🔥 Signed by Clark Crist (Reds).

🔥 He and his wife, Brittany (married in Jan. 2016) both attended the University of Arizona...Brittany was a standout soccer player who earned Arizona Gatorade Player of the Year honors in high school in 2007 and 2008.

🔥 Played baseball at Arizona, where he was enrolled in the College of Medicine as a pre-physiology major with a minor in business...Graduated from Loyola High School in Manhattan Beach, CA.

🔥 His father, Steve, played in the minor leagues for the Dodgers and White Sox organizations...His mother, Lou Ann, played Olympic volleyball and was an All-American at Long Beach State.

Steve Selsky's Career Record

YEAR	CLUB	AVG	G	AB	R	H	2B	3B	HR	RBI	SH	SF	HB	BB	SO	SB	CS	E
2011	AZL Reds	.338	20	74	17	25	6	0	6	18	1	1	1	12	13	3	1	0
	Billings	.250	8	32	6	8	2	0	1	2	0	0	1	5	11	0	0	1
2012	Dayton	.281	59	228	27	64	11	3	3	26	1	2	3	12	49	5	1	1
	Bakersfield	.348	69	267	52	93	21	3	15	48	0	4	10	26	62	13	2	1
2013	Pensacola	.181	32	83	7	15	2	0	0	12	3	1	2	10	20	0	0	3
	Bakersfield	.297	91	340	54	101	19	5	13	68	0	2	15	37	79	9	4	9
2014	Pensacola	.301	64	166	23	50	8	0	1	21	0	5	5	29	42	2	4	1
	Louisville	.240	55	121	15	29	7	1	1	11	0	1	2	21	47	0	0	2
2015	Louisville	.317	51	180	23	57	10	2	2	29	0	1	2	19	44	3	1	1
2016	Louisville	.280	85	296	40	83	24	1	9	37	0	3	11	29	74	2	1	2
	CINCINNATI	.314	24	51	9	16	2	0	2	7	1	0	0	2	22	1	0	0
	AZL Reds	.556	3	9	2	5	1	0	0	4	0	0	0	2	3	0	0	0
	Major League Totals	.314	24	51	9	16	2	0	2	7	1	0	0	2	22	1	0	0
	Minor League Totals	.295	537	1796	266	530	111	15	51	276	5	20	52	202	444	37	14	21

2011 Signed by the Cincinnati Reds as a 33rd-round selection in the June Draft

2017 Claimed by the Boston Red Sox off waivers from the Cincinnati Reds, 1/25

Additional Batting Statistics

YEAR	CLUB	OBP	SLG	OPS	TB	GDP
2016	CINCINNATI	.340	.471	.810	24	1

Career Fielding Record

YEAR	CLUB	POS	PCT.	G	GS	PO	A	E	TC	DP
2016	CINCINNATI	OF	1.000	15	9	29	1	0	30	0

Career Single-Game Highs

HITS	5, 9/26/16 at STL
DOUBLES	1, 2 times, last 9/21/16 at CHC
HOME RUNS	1, 2 times, last 9/26/16 at STL
RBI	4, 9/26/16 at STL
RUNS SCORED	2, 9/26/16 at STL
WALKS	1, 2 times, last 10/1/16 vs. CHC
STRIKEOUTS	3, 2 times, last 9/21/16 at CHC
STOLEN BASES	1, 10/1/16 vs. CHC
HITTING STREAK	7, 9/17(G2)-27/16
EJECTIONS	None

Home Run Notes

MULTI-HOME RUN GAMES (0)
LEADOFF HOME RUNS (0)
GRAND SLAMS (0)
PINCH-HIT HOME RUNS (0)
EXTRA-INNING HOME RUNS (1)
9/16/16 vs. PIT off Tony Watson (10th)
GAME-ENDING HOME RUNS (0)
INSIDE-THE-PARK HOME RUNS (0)

75 CHANDLER SHEPHERD

RHP



Bats: Right • **Throws:** Right • **Height:** 6-1 • **Weight:** 217

Opening Day Age: 24 • **MLB Service:** None

Born: 8/25/1992 in Ashland, KY

Resides: Louisa, KY

Acquired: Selected in the 13th round of the 2014 June Draft

Contract Status: Signed through 2017

Non-Roster Invitee

Career Highlights

- Enters the 2017 season ranked by *Baseball America* as the Red Sox' No. 23 prospect.
- Has recorded 159 SO against only 36 BB in his career, posting a 1.06 WHIP and a 4.42 SO/BB ratio.
- Participated in the Red Sox Rookie Development Program in January 2017.
- 2016: Went 2-3 with 7 saves, a 2.81 ERA (20 ER/64.0 IP), and a .189 opponent AVG in 40 appearances (1 start) between Double-A Portland and Triple-A Pawtucket.**
- Began the season in Portland and led the club with a 1.80 ERA, a 0.80 WHIP, and 6 saves (min. 10.0 IP).
- Held opponents scoreless in 18 of his 22 outings with the Sea Dogs...Threw at least 2.0 innings 8 times.
- For Portland, held RHH to a .122 AVG (5-for-41) and a .486 OPS...Held LHH to a .153 AVG (3-for-59) and a .541 OPS.
- Surrendered 0 ER in his final 12 appearances with Portland from 5/12-6/17 (13.2 IP)...In that span, held opponents to a .048 AVG (2-for-42, 19 SO, 5 BB)...Allowed 0 hits over 7.1 IP in his final 8 outings with the Sea Dogs.
- Transferred to Pawtucket on 6/20 and spent the remainder of the season there...Surrendered only 5 runs in 23.2 IP (1.90 ERA) over his first 12 Triple-A outings...For the PawSox, held LHH to a .200 AVG (9-for-45) and 0 XBH.
- Following the season, made 6 relief appearances for Escogido of the Dominican Winter League, 5 of which were scoreless...Went 0-1 with a 1.42 ERA (1 ER/6.1 IP) and a .160 opponent AVG (4-for-25)...Recorded 6 SO and 0 BB.
- 2015: Went 3-2 with a 3.09 ERA (23 ER/67.0 IP) between Single-A Greenville (7 G) and High-A Salem (28 G)...Ranked 5th in the Red Sox organization in saves, converting all 7 of his opportunities.**
- Led Salem with a 1.05 WHIP and a 6.57 SO/BB ratio (min. 50.0 IP)...Ranked 2nd on the club in games finished (23).
- Allowed 0 or 1 ER in each of his 7 appearances with the Drive, including 0 ER in 5 of them.
- Transferred to Salem on 5/14 and pitched 3.0 scoreless innings that day vs. Winston-Salem (5 SO, 0 BB)...Made 18 scoreless appearances of at least 1.0 IP with Salem, including 9 outings of at least 2.0 IP.
- Did not walk a batter in 11 consecutive games from 6/25-8/4 (20.1 IP, 13 SO).
- Named Red Sox Minor League Relief Pitcher of the Month for August/September after recording 3 saves with a 1.88 ERA and a .196 opponent AVG in 10 games (14.1 IP, 10 H, 3 R, 14 SO, 2 BB).
- Following the season, posted a .128 opponent AVG (5-for-39) in 9 games for Arizona Fall League champion Scottsdale.
- 2014: Made 16 appearances (1 start) for Short-A Lowell in his pro debut.**

Personal

- Full name is James Chandler Shepherd.
- Signed by John Pyle (Red Sox).
- Played baseball at the University of Kentucky (2012-14), going 13-6 with a 3.45 ERA in 60 career appearances (19 starts)...Was a 2013 Cape Cod League All-Star with Harwich.
- Attended Lawrence County (KY) High School, where he played baseball, basketball, football, track, and golf...Went 12-1 with a 0.65 ERA and threw 2 no-hitters as a senior.

In the Community

As part of the Red Sox Rookie Development Program in January 2017, Chandler helped paint murals at Higginson-Lewis K-8 School and visited with patients at Boston Children's Hospital.

Chandler Shepherd's Career Record

YEAR	CLUB	W-L	ERA	G	GS	CG	SHO	SV	IP	H	R	ER	HR	HB	BB	SO	WP	BK
2014	Lowell	4-3	4.05	16	1	0	0	0	33.1	33	18	15	3	2	8	35	6	0
2015	Greenville	3-0	1.23	7	0	0	0	1	14.2	16	5	2	1	0	3	16	0	0
	Salem	0-2	3.61	28	0	0	0	6	52.1	48	23	21	3	1	7	46	5	0
2016	Portland	1-1	1.80	22	0	0	0	6	30.0	14	8	6	3	0	10	39	1	0
	Pawtucket	1-2	3.71	18	1	0	0	1	34.0	28	14	14	3	0	8	23	0	0
Minor League Totals		9-8	3.18	91	2	0	0	14	164.1	139	68	58	13	3	36	159	12	0

2011 Selected by the Chicago White Sox in the 41st round of the June Draft (did not sign)

2014 Signed by the Boston Red Sox as a 13th-round selection in the June Draft

Chandler
Shepherd

39 CARSON SMITH

RHP



Bats: Right • **Throws:** Right • **Height:** 6-5 • **Weight:** 225

Opening Day Age: 27 • **MLB Service:** 2 years, 28 days

Born: 10/19/1989 in Midland, TX

Resides: Houston, TX

Acquired: From Seattle with LHP Roenis Elias in exchange for LHP Wade Miley and RHP Jonathan Aro on 12/7/2015

Contract Status: Signed through 2017

Career Highlights

- Entering his 6th year in professional baseball and 2nd with BOS after being acquired from SEA on 12/7/15.
- Was an 8th-round selection of the Mariners in the 2011 June Draft and made his ML debut for the club on 9/1/14.
- Recorded 92 SO in 70.0 IP as a rookie with SEA in 2015...No other pitcher in ML history with at least 15.0 IP in a season has ever posted both a strikeout rate (11.8 SO/9.0 IP) and ground ball rate (65.4%) as high as his 2015 totals.
- Set SEA reliever records for the most scoreless appearances (20) and most scoreless innings (19.1) to begin a ML career between 2014 and 2015...Allowed the 1st run of his ML career in his 21st game on 5/3/15 at HOU.
- Has faced 985 batters in his pro career and has allowed just 6 HR in 237.2 IP (0.23 HR/9.0 IP)...Enters the 2017 season having allowed 0 HR to his last 200 ML batters faced (last HR: 6/9/15 vs. CLE, Yan Gomes).

2016: In his 1st season with the Red Sox, was limited to just 3 games due to a right elbow injury.

- Made 5 scoreless appearances (4.0 IP) in spring training before being placed on the 15-day disabled list with a right flexor muscle strain on 4/3 (retro to 3/25).
- Appeared in extended spring training games in Fort Myers, FL and began a rehab assignment with Double-A Portland in late April...Made 2 scoreless appearances (1.2 IP) for the Sea Dogs from 4/29-30.
- Was returned from his rehab assignment and activated from the DL on 5/3...Made his Red Sox debut on 5/3 at CWS with a scoreless 7th inning, striking out 1.
- Did not allow an ER in any of his 3 appearances...Allowed 1 unearned run in 1.0 IP on 5/9 vs. OAK.
- Was placed on the DL with right elbow soreness on 5/20 (retro to 5/15).
- Underwent Tommy John surgery on his right elbow on 5/24...The procedure was performed by Dr. David Altchek at the Hospital for Special Surgery in New York, NY...Transferred to the 60-day DL on 6/7.

2015: In his 1st full season in the big leagues, led ML rookie relievers with 92 SO in 70.0 IP over 70 appearances for SEA...Finished with the 7th-highest SO/9.0 IP ratio (11.8) among AL relievers.

- Ranked 4th among AL relievers in SO, 5th in IP and opponent OPS (.539), T-8th in holds (22), 9th in opponent AVG (.194), 11th in ERA (2.31), and 13th in WHIP (1.01)...Finished 3rd in ground ball rate (65.4).
- No other player in ML history with at least 15.0 IP in a season had ever posted both a strikeout rate (11.8 SO/9.0 IP) and ground ball rate (65.4%) as high in a single season.
- Tied the Mariners single-season record for SO by a rookie reliever (also Enrique Romo in 1977)...Finished 2nd in appearances behind Ed Vande Berg's 78 in 1982, and ranked 7th in innings.
- Led all Mariners relievers in SO, appearances, and IP, and was T-2nd in saves (13).
- Limited opponents to a .278 OBP...Did not allow a HR over his final 43 games of the season (44.0 IP).
- Made his 1st career Opening Day roster...In his season debut on Opening Day, 4/6 vs. LAA, earned a hold by striking out Mike Trout with 2 out and 2 on in the 8th inning to preserve the Mariners' 4-1 lead.
- Allowed the 1st run of his ML career in his 21st game in the big leagues on 5/3/15 at HOU (1.1 IP)...Had gone the first 20 appearances of his ML career without allowing a run (9/1/14-4/30/15)...Set Mariners records for most scoreless appearances and most scoreless innings (19.1) to begin a career.
- Recorded 13 saves in 18 opportunities, which included the 1st of his career on 6/6 vs. TB...That save started a streak of 9 consecutive saves converted from 6/6-7/24.

2014: Made his ML debut with SEA, but spent the majority of the season with Triple-A Tacoma.

- Began the year with Tacoma, his 1st experience at the Triple-A level...Had 3 stints on the DL with Tacoma: 4/24-5/17 (right hand contusion), 6/9-16 (right oblique strain), and 8/8-17 (left chest strain).
- Finished the season with a 1.64 ERA (6 ER/33.0 IP) over his final 28 games.
- Was added to SEA's active ML roster from Tacoma on 9/1 and made his ML debut that day at OAK (0.1 IP).
- Did not allow a run in any of his 9 appearances with the Mariners (8.1 IP).
- Rated by *Baseball America* as the Mariners' No. 10 prospect after the season.

2013: Named Seattle's Minor League Relief Pitcher of the Year after going 1-3 with 15 saves, a 1.80 ERA (10 ER/50.0 IP), and 71 SO in 44 games for Double-A Jackson.

- 🔥 Held opponents to a .183 AVG (33-for-180) with only 6 XBH (5 2B, 1 HR), including a .158 AVG (9-for-57) with RISP.
- 🔥 Allowed only 1 ER in 28.2 IP (0.31 ERA) over his final 22 outings of the season (beginning 6/21)...That stretch included a season-ending 16.2-IP scoreless streak from 7/23 on.
- 🔥 Following the season, pitched for Peoria in the Arizona Fall League.
- 🔥 After the season, was rated by *Baseball America* as the No. 14 prospect in the SEA organization.

2012: Spent his 1st professional season with High Desert, where he finished with the 3rd-highest SO/9.0 IP rate among High-A California League relievers at 11.2 (77 SO/62.0 IP).

- 🔥 Recorded 15 saves, 2nd most among Mariners farmhands and 5th-most in the CL.
- 🔥 Moved into the closer's role on 6/15 and converted 14 of 15 save opportunities through the end of the season.
- 🔥 From that same date (6/15), allowed just 4 runs (2 ER) over his final 33.2 IP (0.53 ERA), which spanned 28 games...Included in that span was a stretch of 19.1 IP without allowing an ER from 7/17-9/3.
- 🔥 Following the season, pitched for Peoria in the Arizona Fall League.
- 🔥 Was rated by *Baseball America* as possessing the best slider in the Mariners minor league system after the season...The publication also rated him as the club's No. 16 prospect after the season.

2011: Participated in the Mariners' Instructional League after being selected by the club in the 8th round of the June Draft.

Personal

- 🔥 Full name is Carson Donald Smith.
- 🔥 Signed by Kyle Van Hook (Mariners).
- 🔥 Was a 2008 graduate of Midland Christian (TX) High School...Pitched for Grayson County (TX) College in 2009.
- 🔥 Attended Texas State University from 2010-11...Named Southland Conference Pitcher of the Year in 2010 and 2011...Was a Louisville Slugger All-America Second Team selection in 2011.

In the Community

Carson attended the Red Sox Foundation's Casino Night at JetBlue Park in March 2016...Took part in On-Field Photo Day at Fenway Park in May 2016.

Carson Smith's Career Record

YEAR	CLUB	W-L	ERA	G	GS	CG	SHO	SV	IP	H	R	ER	HR	HB	BB	SO	WP	BK
2012	High Desert	5-1	2.90	49	0	0	0	15	62.0	54	22	20	2	5	28	77	9	1
2013	Jackson	1-3	1.80	44	0	0	0	15	50.0	33	12	10	1	5	17	71	7	0
2014	Tacoma	1-3	2.93	39	0	0	0	10	43.0	44	19	14	1	1	13	45	2	0
	SEATTLE	1-0	0.00	9	0	0	0	0	8.1	2	0	0	0	0	3	10	0	0
2015	SEATTLE	2-5	2.31	70	0	0	0	13	70.0	49	19	18	2	7	22	92	6	0
2016	Portland	0-0	0.00	2	0	0	0	0	1.2	0	0	0	0	0	0	2	0	0
	BOSTON	0-0	0.00	3	0	0	0	0	2.2	2	1	0	0	0	1	2	0	0
Major League Totals		3-5	2.00	82	0	0	0	13	81.0	53	20	18	2	7	26	104	6	0
Minor League Totals		7-7	2.53	134	0	0	0	40	156.2	131	53	44	4	11	58	195	18	1
Red Sox Totals		0-0	0.00	3	0	0	0	0	2.2	2	1	0	0	0	1	2	0	0

2011 Selected by the Seattle Mariners in the 8th round of the June Draft

2015 Acquired by the Boston Red Sox along with LHP Roenis Elias in exchange for LHP Wade Miley and RHP Jonathan Aro, 12/7

2016 On disabled list with a right flexor muscle strain, 3/25-5/2

2016 On disabled list with right elbow soreness, 5/15 through remainder of season

Career Fielding Record

YEAR	CLUB	POS	PCT.	G	GS	PO	A	E	TC	DP
2014	SEATTLE	P	1.000	9	0	0	1	0	1	0
2015	SEATTLE	P	.944	70	0	11	6	1	18	0
2016	BOSTON	P	1.000	3	0	0	0	0	0	0
Career Fielding		P	.947	82	0	11	7	1	19	0

Career Single-Game Highs

INNINGS PITCHED	2.0, 5 times, last 8/16/15 at BOS
STRIKEOUTS	5, 7/7/15 vs. DET
HITS ALLOWED	3, 5 times, last 9/4/15 at OAK
RUNS ALLOWED	2, 5 times, last 8/22/15 vs. CWS
WALKS ALLOWED	3, 8/16/15 at BOS
HOME RUNS ALLOWED	1, 2 times, last 6/9/15 at CLE
WINNING STREAK	1, 3 times, last 9/2/15 at HOU
EJECTIONS	None
SCORELESS INNINGS STREAK	19.1, 9/1/14-5/3/15

23 BLAKE SWIHART C



Bats: Switch • **Throws:** Right • **Height:** 6-0 • **Weight:** 190
Opening Day Age: 25 • **MLB Service:** 1 year, 133 days
Born: 4/3/1992 in Bedford, TX
Resides: Rio Rancho, NM
Acquired: Selected in the first round (26th overall) of the 2011 June Draft
Contract Status: Signed through 2017

Career Highlights

- 🔥 Played no defensive position other than catcher in his first 4 professional seasons (2012-15) before splitting time between catcher and LF in 2016.
- 🔥 Served as the Red Sox' primary catcher at age 23 in 2015, making a team-high 78 starts at the position in his debut ML campaign...Promoted to BOS in May with just 36 games of regular season experience at Triple-A and went on to lead AL catchers with a .274 AVG (min. 250 PA).
- 🔥 Entered the 2015 season as Boston's No. 1 prospect according to *Baseball America*, the 1st Red Sox catcher to hold the distinction since 2000 (Steve Lomasney)...Also ranked as the No. 17 prospect in baseball.
- 🔥 Was ranked by *Baseball America* as Boston's top catching prospect following all 4 of his minor league seasons (2011-14)...Was the publication's 2014 Minor League Catcher of the Year.
- 🔥 In 2014, earned Double-A Portland team MVP honors...Also won the International League title with Triple-A Pawtucket in 2014, a year after helping Salem to the Carolina League championship in 2013.
- 🔥 Named Red Sox 2013 Minor League Defensive Player of the Year.
- 🔥 Has thrown out 42% (85 of 202) of minor league attempted base stealers since 2013...Led Eastern League qualifiers in 2014 (48%) and Carolina League qualifiers in 2013 (42%).

2016: Made his 1st career Opening Day roster, but missed a majority of the season on the disabled list...Made his first 6 ML starts at catcher and his final 13 in LF.

- 🔥 Became the only Red Sox player in the last 100 years (1917-2016) with 3+ triples, 0 doubles, and 0 HR in a season...The only other AL players to do that in the last 100 years are MIN's Chuck Baker in 1981 and NYY pitcher George Mogridge in 1917...CIN's Hernan Iribarren also had 3 3B, 0 2B, and 0 HR in 2016.
- 🔥 Started the Sox' season opener on 4/5 at CLE...At 24 years old, became Boston's youngest Opening Day catcher since Rich Gedman in 1983 (23 years old).
- 🔥 Optioned to Triple-A Pawtucket on 4/15...Played catcher, LF, and DH during his stint with the PawSox...Made his professional OF debut on 4/28 at Syracuse.
- 🔥 Hit .313 with a .463 OBP during a 10-game stretch with the PawSox from 5/9-19 (10-for-32, 9 BB)...Recalled by BOS the following day on 5/20.
- 🔥 Made his ML outfield debut on 5/20 vs. CLE, starting in LF.
- 🔥 Hit .289 (11-for-38) with a .386 OBP in his final 11 games from 5/22-6/4.
- 🔥 Tripled twice in the Sox' 10-3 win over COL on 5/25...Joined Jackie Bradley Jr. (4/30/16 vs. NYY) as the only Red Sox with 2+ triples from the No. 9 spot in the batting order in the last 100 years.
- 🔥 Recorded his 1st ML outfield assist on 6/3 vs. TOR, throwing out Jose Bautista at 3B.
- 🔥 Removed from the game on 6/4 vs. TOR after sliding into the wall attempting to make a catch in foul territory in the 7th inning...Was 1-for-1 with 2 BB and an RBI in the game.
- 🔥 Placed on the 15-day disabled list with a left ankle sprain on 6/5...Transferred to the 60-day DL on 7/9.
- 🔥 On 8/15, underwent successful surgery on his left ankle and missed the remainder of the season...Dr. Robert Anderson performed the surgery at Mercy Hospital in Charlotte, NC.

2015: In his debut ML season, led the Red Sox with 83 games and 78 starts behind the plate...Hit .274 (79-for-288) in 84 games with BOS, best among AL catchers (min. 250 PA).

- 🔥 His 84 games were the most by a Red Sox in his 1st ML season since Shea Hillenbrand in 2001 (139 games)...His 78 starts at catcher were the most for a 1st-year major leaguer since BAL's Matt Wieters in 2009 (84) and the 3rd-most for a 1st-year Red Sox behind Roy Partee (86 in 1943) and Gary Allenson (82 in 1978).
- 🔥 His .274 AVG was the best by a rookie Red Sox catcher with at least 250 PA since Carlton Fisk hit .293 in 1972.
- 🔥 Led AL catchers with a .306 AVG (60-for-196) from 6/11 through the end of the season (min. 125 PA) after going 19-for-92 (.207) in his first 28 games.
- 🔥 Threw out 13 of 54 (24%) attempted base stealers.
- 🔥 Against RHP, batted .293 (61-for-208) with 19 of his 23 XBH and 4 of his 5 HR.

- Recalled from Triple-A on 5/2 after 18 games with Pawtucket...Made his ML debut as BOS' starting catcher that day vs. NYY...Recorded his 1st ML hit in the 5th inning, a single off Nathan Eovaldi.
- At 23 years and 29 days old on 5/2, became the youngest Red Sox starting catcher since Rich Gedman at 22 years old in 1982.

- Hit his 1st major league HR on 6/4 vs. MIN, a solo shot off Tommy Milone with 2 out in the 3rd inning.
- Placed on the 15-day DL on 7/3 (retro to 7/1) with a sprained left foot...Played 4 games on rehab between Pawtucket (2 G) and Double-A Portland (2 G)...Was activated on 7/20.

- Had a career-high 4 hits on 8/15 vs. SEA (4-for-5, 4 R, 2 2B, 3 RBI, BB) and 8/21 vs. KC (4-for-4, 3 R, 2 2B, 2 RBI)...Elias says the only other rookie catcher with multiple 4-hit games for BOS in a season was Johnny Peacock in 1938.

- On 8/28 at NYM, led off the 10th inning with an inside-the-park HR off Carlos Torres...Became the 1st BOS catcher with an inside-the-parker since Duane Josephson on 9/3/71, and the 1st Red Sox to hit one in extra innings (regardless of defensive position) since Joe Foy on 7/17/66 (10th inning)...According to Elias, was the 1st ML catcher with an inside-the-park HR in extras since Bob Brenly on 8/29/84 at MON (11th inning).

- Had 3 HR in his last 6 games of the season...Notched his 1st career multi-HR game and drove in a career-high 5 runs on 9/29 at NYY...At 23 years old, was the youngest Red Sox catcher with a multi-HR game since Mike Ryan on 5/2/65...According to Elias, was just the 3rd Red Sox rookie with multiple HR in a road game against the Yankees, joining Fred Lynn (4/16/75 at Shea Stadium) and Jason Varitek (9/15/98 at Yankee Stadium).

- Hit .311 (23-for-74) with 3 2B and 11 RBI in 20 games for Pawtucket to begin the year.

2014: Named the catcher on *Baseball America's* All-Star First Team, as well as BA's Minor League Catcher of the Year...Spent most of the season with Double-A Portland and named the Sea Dogs' MVP, as well as a mid-season Eastern League All-Star...Won the Governors' Cup with Triple-A Pawtucket.

- Between the 2 clubs, combined to rank 6th among full-season Red Sox minor leaguers in AVG (.293) and was 5th in the system with career highs in both HR (13) and RBI (64).

- Was the primary catcher for a Sea Dogs team that posted the best season ERA in the EL (3.41).

- Threw out 46% of attempted base stealers during the regular season, including an EL-best 48% (28 of 59) while with the Sea Dogs...Did not allow a passed ball all season.

- Was the East Division's starting catcher in the EL All-Star Game on 7/16 in Altoona...Picked off a runner at 1B.

- Hit .320 in April, .303 in June, and .326 in July...Ranked 8th in the EL with a .324 AVG (46-for-142) from 6/14-8/3.

- At the time of his 8/4 promotion to Triple-A, was leading the Sea Dogs in hits (104), 2B (23), and total bases (169).

- In 5 playoff games for the Governors' Cup-champion PawSox, batted .333 (6-for-18) with 3 BB.

- Following the season, named the Red Sox' No. 1 prospect by *Baseball America* and the No. 1 catching prospect in the EL (No. 8 overall)...Tabbed by BA as the best catcher in the Red Sox system for a 4th straight year, as well as the best athlete among Boston minor leaguers.

2013: Spent entire season with High-A Salem...Named a Carolina League mid-season All-Star.

- Named Red Sox Minor League Defensive Player of the Year and rated by *Baseball America* as the best defensive catcher in the Carolina League.

- Led CL catchers in CS% (41.5, 44 of 106), games (101), chances (841), putouts (743), and assists (88).

- Ranked 3rd among Red Sox full-season batters and 5th among CL qualifiers with a .298 AVG...Placed 11th in the league in OBP (.366)...Ranked T-3rd in the CL and T-2nd among Red Sox farmhands with 7 3B.

- Hit .324 (22-for-68) with 12 BB and a .420 OBP in May, reaching safely in 18 of 21 games.

- Started behind the plate for the Carolina League in the California/Carolina League All-Star Game on 6/18 in San Jose, CA...Went 1-for-3 with an RBI and a run scored and threw out the only attempted base stealer.

- Tabbed Red Sox Minor League Defensive Player of the Month for July.

- Hit safely in 25 of his last 28 regular season games (7/24-end)...Led the CL with a .377 AVG (43-for-114) in that time.

- Caught all 5 postseason games en route to Salem's Mills Cup title.

- Following the season, named the No. 1 catching prospect and the No. 5 prospect overall in the Red Sox system by *Baseball America*...Also rated the No. 1 catching prospect in the Carolina League and the CL's No. 5 prospect overall.

2012: Made his full-season debut with Single-A Greenville and ranked among club leaders in 3B (T-2nd, 4) and HR (T-4th, 7)...Caught 27 of 86 (31%) opposing base stealers.

- Batted .322 (19-for-59) in June....Knocked in a season-high 5 runs on 6/2 vs. Charleston.

- Missed time on the DL from 8/1-14 with a right hip strain.

- Following the season, ranked by *Baseball America* as Boston's No. 1 catching prospect and No. 6 prospect overall.

2011: Made pro debut with 2 games for the Rookie-level Gulf Coast League Red Sox.

- Selected in the 2011 June Draft with the 26th overall pick in the 1st round...Was a compensation pick for losing free agent Adrian Beltre to the Rangers.

- Ranked by *Baseball America* as Boston's No. 1 catching prospect and No. 3 prospect overall following the season.

Blake Swihart, Continued

Personal

- Full name is Blake Aubry Swihart...Last name is pronounced "SWY-hart."
- Signed by Matt Mahoney (Red Sox).
- Rated the No. 1 catcher available in the 2011 June Draft by *Baseball America*...Became the highest-drafted player out of New Mexico since Shane Andrews in 1990.
- Hit .602 (56-for-93) with 17 2B, 5 3B, 5 HR, 41 RBI, and 58 R in 28 games as a senior at V. Sue Cleveland (NM) High School in 2011...Named to the Class 5A North All-Star squad by the New Mexico High School Coaches Association.
- Played for USA Baseball's 18U National Team in 2010 and led the club with a .448 AVG.
- Selected as a Louisville Slugger All-American...Played in the 2010 AFLAC All-American High School Baseball Classic.

In the Community

Blake attended Red Sox Winter Weekend in 2016 and 2017, signing autographs, taking pictures with fans, and participating in panel discussions...During spring training in each of the last 3 years, has attended the Red Sox Foundation's Casino Night and participated in a Fort Myers "Days of Service" event...Also in spring training, has participated in the Children's Hospital of Southwest Florida Golf Classic, the JetBlue Park Open House, and a Boys & Girls Club dinner...During the regular season in 2016, met with Jimmy Fund patients at Fenway Park and took part in Sox Talk and BoSox Family Day events...Participated in several Red Sox events in 2015, including Red Sox Destinations, the Play Campaign, the Ice Bucket Challenge, Red Sox Kids Camp, and a BoSox Luncheon...Also visited an elementary school as part of the Rally Against Cancer, met with Jimmy Fund patients at Fenway Park, and attended Picnic in the Park, which benefits the Red Sox Foundation...Posed for pictures with fans at a selfie station prior to a home game in 2015...Was involved in local community outreach through his participation in the 2014 and 2015 Red Sox Rookie Development Programs, including visiting the Jimmy Fund and Boston Children's Hospital, and painting murals at McKinley Middle School and the Curley K-8 School in Boston with members of the Red Sox Scholars program...Also participated in the New Stars for Young Stars event in January 2014, benefitting the Jimmy Fund.

Blake Swihart's Career Record

YEAR	CLUB	AVG	G	AB	R	H	2B	3B	HR	RBI	SH	SF	HB	BB	SO	SB	CS	E
2011	GCL Red Sox	.000	2	6	0	0	0	0	0	0	0	0	0	0	2	0	0	0
2012	Greenville	.262	92	344	44	90	17	4	7	53	0	8	0	26	68	6	2	7
2013	Salem	.298	103	376	45	112	29	7	2	42	1	3	1	41	63	7	8	10
2014	Portland	.300	92	347	47	104	23	3	12	55	0	3	1	29	65	7	1	8
	Pawtucket	.261	18	69	6	18	3	1	1	9	0	0	0	2	15	1	0	0
2015	Pawtucket	.311	20	74	7	23	3	0	0	11	0	0	0	6	14	1	1	1
	BOSTON	.274	84	288	47	79	17	1	5	31	2	0	1	18	77	4	2	3
	Portland	.429	2	7	1	3	1	0	0	0	0	0	0	0	2	0	0	0
2016	BOSTON	.258	19	62	9	16	0	3	0	5	0	1	0	11	17	0	1	0
	Pawtucket	.243	29	103	13	25	4	0	1	8	0	2	0	17	17	2	1	3
Major League Totals		.271	103	350	56	95	17	4	5	36	2	1	1	29	94	4	3	3
Minor League Totals		.283	358	1326	163	375	80	15	23	178	1	16	2	121	246	24	13	29

- 2011 Signed by the Boston Red Sox as a first-round selection (26th overall) in the June Draft
- 2015 On disabled list with a sprained left foot, 7/1-19
- 2016 On disabled list with a left ankle sprain, 6/5 through remainder of season

Additional Batting Statistics

YEAR	CLUB	OBP	SLG	OPS	TB	GDP
2015	BOSTON	.319	.392	.712	113	8
2016	BOSTON	.365	.355	.720	22	0
Major League Totals		.328	.386	.714	135	8

Career Fielding Record

YEAR	CLUB	POS	PCT.	G	GS	PO	A	E	TC	DP	CCS	SB	CCS%	PB	PKO	INN	ERA
2015	BOSTON	C	.995	83	78	570	39	3	612	4	13	41	24.1	16	1	688.0	4.51
2016	BOSTON	C	1.000	6	6	59	3	0	62	0	1	3	25.0	3	0	52.0	5.71
	BOSTON	OF	1.000	13	13	30	1	0	31	0							
Career Totals		C	.996	89	84	629	42	3	674	4	14	44	24.1	19	1	740.0	4.60
		OF	1.000	13	13	30	1	0	31	0							

Career Single-Game Highs

- HITS 4, 2 times, last 8/21/15 vs. KC
- DOUBLES 2, 2 times, last 8/21/15 vs. KC
- HOME RUNS 2, 9/29/15 at NYY
- RBI 5, 9/29/15 at NYY
- RUNS SCORED 4, 8/15/15 vs. SEA
- WALKS 2, 4 times, last 6/4/16 vs. TOR
- STRIKEOUTS 3, 3 times, last 5/27/16 at TOR
- STOLEN BASES 1, 4 times, last 9/2/15 vs. NYY
- HITTING STREAK 8, 5/20-31/15
- EJECTIONS None

Home Run Notes

- MULTI-HOME RUN GAMES (1)
- 2-HOME RUN GAMES (1)
9/29/15 at NYY
- LEADOFF HOME RUNS (0)
- GRAND SLAMS (0)
- PINCH-HIT HOME RUNS (0)
- EXTRA-INNING HOME RUNS (1)
8/28/15 at NYM off Carlos Torres (10th)
- GAME-ENDING HOME RUNS (0)
- INSIDE-THE-PARK HOME RUNS (1)
8/28/15 at NYM off Carlos Torres

79 BEN TAYLOR

RHP

Bats: Right • **Throws:** Right • **Height:** 6-3 • **Weight:** 238

Opening Day Age: 24 • **MLB Service:** None

Born: 11/12/1992 in Montgomery, AL

Resides: Mobile, AL

Acquired: Selected in the 7th round of the 2015 June Draft

Contract Status: Signed through 2017



Non-Roster Invitee

Career Highlights

- Enters the 2017 season ranked by *Baseball America* as the Red Sox' No. 21 prospect.
- In 50 career appearances (13 starts), has averaged 10.2 SO/9.0 IP with a 3.9 SO/BB ratio (134.0 IP, 152 SO, 39 BB).
- As a reliever, has posted a 2.49 ERA, a .198 opponent AVG, and 12.2 SO/9.0 IP (37 G, 76.0 IP, 21 ER, 54-for-273, 103 SO)...In 13 starts, has a 3.72 ERA, a .267 opponent AVG, and 7.6 SO/9.0 IP (58.0 IP, 24 ER, 60-for-225, 49 SO).
- Has held right-handed batters to a .209 AVG and a .306 SLG in his pro career (58-for-278, 19 BB, 81 SO)...Has allowed only 1 HR in 220 at-bats vs. left-handed batters.

Participated in the Red Sox Rookie Development Program in January 2017.

2016: Averaged 11.2 SO/9.0 IP (98 SO) and posted a 2.96 ERA (26 ER/79.0 IP) with 8 saves in 36 appearances (3 starts) between High-A Salem and Double-A Portland.

Issued only 22 BB with a 1.08 WHIP and a .217 opponent AVG.

Began the season in Salem's starting rotation before switching to the bullpen after 3 outings...In 12 relief appearances, went 3-for-4 in save opportunities and posted a 1.69 ERA (6 ER/32.0 IP) with 44 SO, 7 BB, and a .162 opponent AVG (18-for-111)...Threw at least 2.0 innings in each of his outings.

Named Red Sox Minor League Relief Pitcher of the Month for May, when he posted a 0.55 ERA (1 ER/16.1 IP) and went 3-for-3 in save opportunities with 23 SO and only 2 BB in 6 games.

Recorded a career-high 10 SO and allowed only 2 hits over 4.0 scoreless innings of relief on 6/6 at Lynchburg.

Transferred to Portland on 6/20 and spent the remainder of the season there...15 of his 21 outings with the Sea Dogs were scoreless.

Allowed 6 runs in 1.0 IP on 8/12 at Akron, but posted a 1.91 ERA (7 ER/33.0 IP) in his other 20 Double-A games.

Converted 5 consecutive save chances from 7/15-8/20.

Surrendered only 1 run in his final 6 games of the season (8.1 IP).

2015: In pro debut, went 0-2 with a 3.11 ERA (19 ER/55.0 IP) and 54 SO between Short-A Lowell (4 G) and Single-A Greenville (10 GS).

Held RHH to a .200 AVG (23-for-115) and did not allow a homer to a LHH (93 AB).

Began the season with Short-A Lowell and pitched 2.0 hitless innings in his 1st game on 6/26 vs. Aberdeen.

Transferred to Single-A Greenville on 7/18 and made 10 starts, allowing 1 ER or fewer in 6 of them.

Personal

Full name is Benjamin Alan Taylor.

Married his wife, Chancelee, in December 2014.

Signed by Danny Watkins (Red Sox).

Played baseball at the University of South Alabama (2014-15) and Chattahoochee Valley Community College (2012-13)...Named to the All-Sun Belt First Team as a senior after going 6-3 with a 1.48 ERA and 7 saves in 25 relief appearances...Struck out 68 batters in 42.2 IP as a senior...Attended Brewbaker Technology Magnet High School (AL).

In the Community

As part of the Red Sox Rookie Development Program in January 2017, Ben helped paint murals at Higginson-Lewis K-8 School and visited with patients at Boston Children's Hospital.

Ben Taylor's Career Record

YEAR	CLUB	W-L	ERA	G	GS	CG	SHO	SV	IP	H	R	ER	HR	HB	BB	SO	WP	BK
2015	Lowell	0-0	1.80	4	0	0	0	0	10.0	8	2	2	0	0	2	17	1	0
	Greenville	0-2	3.40	10	10	0	0	0	45.0	43	23	17	2	2	15	37	2	0
2016	Salem	0-2	2.60	15	3	0	0	3	45.0	35	14	13	0	3	10	56	4	0
	Portland	1-0	3.44	21	0	0	0	5	34.0	28	13	13	4	1	12	42	1	0
Minor League Totals		1-4	3.02	50	13	0	0	8	134.0	114	52	45	6	6	39	152	8	0

2015 Signed by the Boston Red Sox as a seventh-round selection in the June Draft

47 TYLER THORNBURG

RHP



Bats: Right • **Throws:** Right • **Height:** 5-11 • **Weight:** 202
Opening Day Age: 28 • **MLB Service:** 3 years, 57 days
Born: 9/29/1988 in Houston, TX
Resides: Charlotte, NC
Acquired: From Milwaukee in exchange for INF Travis Shaw, INF Mauricio Dubon, RHP Josh Pennington, and a player to be named later or cash considerations on 12/6/2016
Contract Status: Signed through 2017

Career Highlights

- Entering his 6th ML season and 1st with the Red Sox...Began his professional career as a starting pitcher, but each of his 118 ML appearances since the start of 2014 has been in relief.
- Has appeared in 144 ML games (10 starts) over the last 5 seasons (2012-16), all with the Brewers...Has averaged 9.0 SO/9.0 IP and held opponents to a .213 AVG in his ML career.
- Has held ML left-handed batters to a .181 AVG (66-for-364, 6 HR)...Held lefties to an AVG below .200 and an OPS under .500 in 2013 (.192/.479), 2014 (.119/.458), and 2016 (.130/.413).
- Retired 26 consecutive batters from 5/19-6/7/16, a Brewers franchise record for relievers.

2016: Set career highs for games (67), innings (67.0), wins (8), strikeouts (90), and saves (13) for MIL.

Ranked 8th among NL pitchers (min. 50.0 IP) in ERA (2.15), 7th in WHIP (0.94), and 3rd in opponent AVG (.162).

Struck out 90 batters in 67.0 IP...His 12.1 SO/9.0 IP ranked 5th among NL pitchers (min. 50.0 IP).

Limited left-handed hitters to a .413 OPS, the 2nd-lowest mark in the majors (min. 100 BF) behind only Clayton Kershaw (.309)...His .130 opponent AVG (13-for-100) vs. LHP ranked 3rd in MLB.

Held right-handed batters to a career-best .185 AVG (25-for-135) and a career-low .635 OPS...From 7/28-9/22, held RHH hitless over 38 straight at-bats, the 3rd-longest streak in MIL history.

Notched his 1st ML save on 5/19 vs. CHC.

During a stretch of 49 appearances from 5/13-9/22, posted a 0.54 ERA (3 ER/49.2 IP) and a .116 opponent AVG, allowing 0 ER in 46 of those outings.

Retired 26 consecutive batters from 5/19-6/7, a franchise record for relievers and tied with Teddy Higuera (1988) for the 3rd-longest streak by any MIL pitcher in franchise history.

Allowed 0 ER in 22.0 IP from 7/30-9/22 (20 G), going 10-for-11 in save opportunities and holding opponents to a .045 AVG (3-for-67) in that time.

Was voted Brewers Pitcher of the Month for August (12 games, 13.0 IP, 2 H, 1 R, 0 ER, 15 SO, 5 BB).

Became MIL's full-time closer following the trade of Jeremy Jeffress to TEX on 8/1 and went 4-1 with 11 saves and a 1.85 ERA (5 ER/24.1 IP) from that date on.

2015: Began the season with the Brewers and made 24 relief appearances with the club (0-2, 3.67 ERA).

Pitched in 6 games for the Brewers from 4/7-21 before being optioned to Triple-A Colorado Springs...Returned to MIL for 18 more appearances from 7/31 through the end of the season.

Wore #30 during his 1st ML stint and #37 after being recalled (manager Craig Counsell wore #30).

Held opponents to a .231 AVG with 34 SO in 34.1 ML innings, stranding 11 of 12 inherited runners (91.7%).

After his 7/31 recall, posted a 2.92 ERA (8 ER/24.2 IP) with a .169 opponent AVG and 26 SO compared to 9 BB.

Also made 17 starts with Colorado Springs, going 2-7 with a 5.28 ERA (52 ER/88.2 IP).

2014: Made his 1st career Opening Day roster...Went 3-1 with a 4.25 ERA (14 ER/29.2 IP) in 27 games before suffering a season-ending injury in June.

From 4/5-29, produced a streak of 13 consecutive scoreless appearances (13.2 IP, 4 H, .089 opponent AVG).

Retired 21 consecutive batters over 7 appearances from 4/6-18, the longest streak by a Brewers reliever at the time since Derrick Turnbow in 2005 (22).

Made his final appearance of the season on 6/6 at PIT and allowed 5 runs in 1.0 inning...His ERA entering that outing was 2.83 (9 ER/28.2 IP).

Placed on the 15-day disabled list on 6/7 with right elbow soreness...Transferred to the 60-day DL on 7/31 and missed the remainder of the season.

PITCHERS WITH 12.0+ SO/9.0 IP AND AN OPPONENT BATTING AVERAGE BELOW .175 IN 2016

Pitcher	SO/9.0 IP	AVG
Kenley Jansen	13.6	.150
Craig Kimbrel	14.1	.152
Aroldis Chapman	14.0	.158
Andrew Miller	14.9	.160
Tyler Thornburg	12.1	.162
<i>Min. 50.0 IP</i>		

2013: Split the season between Triple-A Nashville and MIL.

- 👉 Entered 2013 as the No. 2 prospect in the organization according to *Baseball America*.
- 👉 Went 3-1 with a 2.03 ERA (15 ER/66.2 IP) and a .225 opponent AVG in 18 games (7 starts) over 2 stints with the Brewers (6/5-8 and 6/29 through end of season)...Was 2-1 with a 1.47 ERA (7 ER/43.0 IP) as a starter and 1-0 with a 3.04 ERA (8 ER/23.2 IP) in relief.
- 👉 All of his starts with the Brewers were quality starts...The team went 3-4 in those games.
- 👉 Went 1-0 with a 1.16 ERA (5 ER/38.2 IP) in 9 ML games (5 starts) on the road.
- 👉 Notched his 1st ML win in relief on 6/8 vs. PHI (2.0 IP, 2 H, 2 SO)...His 1st career win as a starter came on 9/12 at STL (6.0 IP, 3 H, 2 R, 2 ER, 2 BB, 6 SO, 1 HBP).
- 👉 Also made 12 starts for Nashville from 4/4-6/1 and 3 from 6/13-25...Struck out 10 batters on 5/11 vs. Sacramento and on 6/25 at New Orleans...Pitched 5.2 innings each time.

2012: Made his ML debut with the Brewers...Also made 13 starts for Double-A Huntsville and 8 for Triple-A Nashville.

- 👉 Entered 2012 as the No. 4 prospect in the organization according to *Baseball America*.
- 👉 Went 0-0 with a 4.50 ERA (11 ER/22.0 IP) in 8 games (3 starts) over 3 stints with MIL (6/19-20, 7/13-29, and 9/4 through end of season).
- 👉 Made his big league debut in a start on 6/19 vs. TOR (5.1 IP, 5 ER)...Did not factor into the decision in the 10-9 loss.
- 👉 Began the season at Double-A Huntsville, where he went 8-1 with a 3.00 ERA (25 ER/75.0 IP) in 13 starts...Held Southern League opponents to a .212 AVG...Recorded a career-high 11 SO over 7.1 IP on 4/16 vs. Tennessee.
- 👉 Was selected to pitch in the Southern League All-Star Game but did not attend due to his scheduled promotion to Triple-A Nashville (instead was promoted to the majors).
- 👉 Went 2-3 with a 3.58 ERA (15 ER/37.2 IP) in 8 starts with Nashville.

2011: Went 10-6 with a 2.57 ERA (39 ER/136.2 IP) and a .195 opponent AVG in 24 starts between Single-A Wisconsin and High-A Brevard County.

- 👉 Entered 2011 as the No. 6 prospect in the organization according to *Baseball America*.
- 👉 Named a Midwest League mid-season All-Star...Also pitched in the All-Star Futures Game at Chase Field in Arizona.
- 👉 Had three 10-SO performances, 1 with Wisconsin (6/9) and 2 with Brevard County (7/1 and 8/25).
- 👉 Began the year at Wisconsin, going 7-0 with a 1.57 ERA (12 ER/68.2 IP) in 12 starts...Held opponents to a .203 AVG with 76 SO in 68.2 IP (10.0 SO/9.0 IP).
- 👉 Tossed his 1st professional complete game and shutout in a 2-0 win on 5/29 at Kane County (9.0 IP, 5 H, 8 SO, 0 BB)...His other complete game came in a 2-1 win on 6/15 at Peoria (7.0 IP, 2 H, 1 ER, 9 SO, 4 BB).
- 👉 Joined Brevard County in late June and went 3-6 with a 3.57 ERA (27 ER/68.0 IP) in 12 starts for the Manatees.
- 👉 Florida State League opponents batted .186 against him with 84 SO in 68.0 IP.
- 👉 Also pitched for the Peoria Javelinas in the Arizona Fall League.

2010: Made his professional debut with Rookie-level Helena.

- 👉 Went 1-0 with a 1.93 ERA (5 ER/23.1 IP) and 1 save in 9 games (6 starts)...Held opponents to a .179 AVG with 38 SO in 23.1 IP (14.7 SO/9.0 IP).
- 👉 Made his pro debut in relief on 6/24 vs. Missoula (2.0 IP, 2 H, 3 SO, 1 BB).
- 👉 Picked up his 1st career win on 8/25 at Casper (5.0 IP, 1 H, 1 ER, 5 SO, 4 BB).
- 👉 Struck out 10 batters over 5.2 innings in his final start of the season, earning a no-decision in a 3-2 victory on 8/31 vs. Billings...Was his 1st professional double-digit strikeout performance.

Personal

- 👉 Full name is Tyler Michael Thornburg.
- 👉 Signed by Ryan Robinson (Brewers).
- 👉 Graduated from Riverwood (GA) High School.
- 👉 Attended Charleston Southern University, where he was a pitcher and outfielder...Was a 2010 Second Team All-Big South selection.
- 👉 Played for the Winchester Royals of the Valley League in the summer of 2008 and for the Brewster Whitecaps of the Cape Cod League in 2009.
- 👉 His mother, Dottye, was a Junior Olympic swimmer.

In the Community

Tyler attended Red Sox Winter Weekend in January 2017, signing autographs and posing for pictures with fans in his 1st offseason with Boston.

Tyler Thornburg, Continued

Tyler Thornburg's Career Record

YEAR	CLUB	W-L	ERA	G	GS	CG	SHO	SV	IP	H	R	ER	HR	HB	BB	SO	WP	BK
2010	Helena	1-0	1.93	9	6	0	0	1	23.1	15	6	5	2	2	11	38	3	2
2011	Wisconsin	7-0	1.57	12	12	2	1	0	68.2	49	14	12	3	4	25	76	5	3
	Brevard County	3-6	3.57	12	12	0	0	0	68.0	45	30	27	5	4	33	84	4	0
2012	Huntsville	8-1	3.00	13	13	0	0	0	75.0	57	36	25	6	2	24	71	2	0
	MILWAUKEE	0-0	4.50	8	3	0	0	0	22.0	24	11	11	8	1	7	20	1	0
	Nashville	2-3	3.58	8	8	0	0	0	37.2	38	16	15	1	2	13	42	0	0
2013	Nashville	0-9	5.79	15	15	1	0	0	74.2	90	54	48	11	4	29	87	6	0
	MILWAUKEE	3-1	2.03	18	7	0	0	0	66.2	53	17	15	1	3	26	48	2	1
2014	MILWAUKEE	3-1	4.25	27	0	0	0	0	29.2	24	14	14	1	0	21	28	4	0
2015	MILWAUKEE	0-2	3.67	24	0	0	0	0	34.1	31	22	14	7	3	12	34	3	1
	Colorado Springs	2-7	5.28	17	17	0	0	0	88.2	106	55	52	16	1	36	57	3	0
2016	MILWAUKEE	8-5	2.15	67	0	0	0	13	67.0	38	19	16	6	2	25	90	4	0
Major League Totals		14-9	2.87	144	10	0	0	13	219.2	170	83	70	23	9	91	220	14	2
Minor League Totals		23-26	3.80	86	83	3	1	1	436.0	400	211	184	44	19	171	455	23	5

2010 Signed by the Milwaukee Brewers as a third-round selection in the June Draft

2014 On disabled list with right elbow soreness, 6/7 through remainder of season

2016 Acquired by the Boston Red Sox from the Milwaukee Brewers in exchange for INF Travis Shaw, INF Mauricio Dubon, RHP Josh Pennington, and a player to be named later or cash considerations, 12/6

Career Fielding Record

YEAR	CLUB	POS	PCT.	G	GS	PO	A	E	TC	DP
2012	MILWAUKEE	P	1.000	8	3	1	5	0	6	1
2013	MILWAUKEE	P	1.000	18	7	3	8	0	11	1
2014	MILWAUKEE	P	1.000	27	0	3	3	0	6	0
2015	MILWAUKEE	P	1.000	24	0	3	1	0	4	0
2016	MILWAUKEE	P	1.000	67	0	2	4	0	6	0
Career Totals			P 1.000	144	10	12	21	0	33	2

Career Single-Game Highs

INNINGS PITCHED	7.0, 9/24/13 at ATL (start) 5.0, 6/30/13 at PIT (relief)
STRIKEOUTS	8, 9/24/13 at ATL (start) 4, 3 times, last 8/23/15 at WSH (relief)
HITS ALLOWED	7, 3 times, last 9/24/13 at ATL (start) 7, 7/23/13 vs. SD (relief)
RUNS ALLOWED	5, 6/19/12 vs. TOR (start) 6, 4/12/15 vs. PIT (relief)
WALKS ALLOWED	4, 7/18/12 vs. STL (start) 5, 8/18/13 vs. CIN (relief)
HOME RUNS ALLOWED	4, 6/19/12 vs. TOR (start) 2, 2 times, last 4/19/16 at MIN (relief)
EJECTIONS	None
SCORELESS STREAK	13.2, 2 times, last 5/13-6/16/16

59 SAM TRAVIS

1B

Bats: Right • **Throws:** Right • **Height:** 6-0 • **Weight:** 208

Opening Day Age: 23 • **MLB Service:** None

Born: 8/27/1993 in Chicago, IL

Resides: Clermont, FL

Acquired: Selected in the second round of the 2014 June Draft

Contract Status: Signed through 2017



Non-Roster Invitee

Career Highlights

- 🔸 Entering 4th season in the Red Sox system and 2nd in Major League Spring Training camp (also 2016).
- 🔸 Begins the 2017 season ranked by *Baseball America* as the No. 4 prospect in the Red Sox organization.
- 🔸 Has posted a .303/.364/.453 batting line with 22 HR and 25 SB in 3 minor league seasons.
- 🔸 Named Red Sox 2015 Minor League Offensive Player of the Year after leading the organization in AVG (.307), hits (150), RBI (78), total bases (221), and BB (59).
- 🔸 In 2015, tabbed both Double-A Portland's MVP and a Carolina League mid-season All-Star.
- 🔸 Named to the 2015 Arizona Fall League Top Prospects Team after leading the league in hits, 2B, and runs.
- 🔸 Participated in the Red Sox Rookie Development Program in January 2017.

2016: Played in 47 games for Triple-A Pawtucket (34 at 1B, 13 at DH) before suffering a season-ending knee injury on 5/29...Following the season, ranked by *Baseball America* as the Red Sox' No. 6 prospect.

- 🔸 Earned his 1st invitation to Major League Spring Training camp as a non-roster player and led the Red Sox with 13 RBI in 18 Grapefruit League games, hitting .469 (15-for-32) with 2 2B, 2 HR, and 4 runs scored.
- 🔸 Hit .272 (47-for-173) and ranked among PawSox leaders with 6 HR (4th) and 29 RBI (T-5th).
- 🔸 Was 17-for-44 (.386) with RISP (5 2B, 4 HR, 25 RBI).
- 🔸 Was named Red Sox Minor League Base Runner of the Month in April...Hit .289 (24-for-83) with 12 R, 6 2B, 2 HR, and 14 RBI during the month.
- 🔸 Recorded 4 straight multi-hit games from 4/17-20, batting .588 (10-for-17) with 5 runs, 2 2B, and 5 RBI.
- 🔸 Recorded his only career multi-HR game on 5/15 vs. Gwinnett, driving in a career-high 5 R (2-for-3, 2 BB, 3 R).
- 🔸 Removed from the game on 5/29 vs. Indianapolis after injuring his left knee in a rundown play...Diagnosed on 5/30 with a torn left anterior cruciate ligament (ACL) and missed the remainder of the season.
- 🔸 At the time of his injury, his 29 RBI were the 7th-most in the International League...Of the 16 contests in which he collected an RBI, 8 were multi-RBI games.

2015: Named Red Sox Minor League Offensive Player of the Year...Combined to hit .307 (150-for-489) with a .381 OBP and a .452 SLG in 131 games between High-A Salem and Double-A Portland...Led the Red Sox system in AVG, hits, RBI (78), total bases (221), and BB (59).

- 🔸 Tabbed Portland's MVP...Earned Carolina League mid-season All-Star honors.
- 🔸 Recorded a .995 fielding percentage in 109 games at 1B between the teams (5 E/1,017 TC).
- 🔸 Posted a .325/.416/.553 line against LHP (37-for-114, 13 2B, 2 3B, 3 HR) and a .301/.370/.421 line vs. RHP (113-for-375, 19 2B, 4 3B, 6 HR)...Hit .376 (50-for-133) and slugged .534 with RISP.
- 🔸 Led Salem in AVG (.313), SLG (.467), and OPS (.845).
- 🔸 Named CL Player of the Week for 4/27-5/3 (.542, 13-for-24, 4 2B, 7 RBI).
- 🔸 Named Red Sox Minor League Hitter of the Month for June, playing in 18 games with Salem before transferring to Portland on 6/25...Reached base in each of those 18 games with Salem, posting a .406/.474/.638 line (28-for-69, 5 2B, 3B, 3 HR, 9 BB, 15 R, 14 RBI).
- 🔸 Started at 1B and went 2-for-4 in the California League-Carolina League All-Star Game on 6/23.
- 🔸 Reached base in 59 of his 65 games with the Sea Dogs, drawing 33 BB against only 34 SO.
- 🔸 Batted .353 (18-for-51) during a season-long 13-game hitting streak from 7/24-8/6...Hit .362 with a .483 OBP in his final 13 games of the season (17-for-47, 11 BB).
- 🔸 Following the season, posted a .344/.394/.505 line in 23 games with Arizona Fall League champion Scottsdale (32-for-93, 10 2B, 3B, HR, 19 R, 14 RBI)...Led the league in hits, doubles, and runs, and ranked among leaders in AVG (5th), XBH (T-4th, 12), and total bases (3rd, 47).

Sam Travis, Continued

- Selected to the AFL Top Prospects Team...Named to the Fall Stars Game East Division roster.
- Ranked by *Baseball America* as the No. 7 prospect in the Red Sox organization and the No. 9 prospect in the CL following the season.
- 2014: Combined with Short-A Lowell and Single-A Greenville to hit .316 (86-for-272) with a .351 OBP and a .467 SLG in his pro debut.**
- Hit a combined .416 (32-for-77) against LHP, .393 (55-for-140) with runners on, and .415 (34-for-82) with RISP.
- Began the season with Lowell, leading the Spinners in AVG (.333) and hitting .500 (26-for-52) with RISP.
- Went 5-for-30 (.167) in his first 8 games, but hit .370 (50-for-135) with a .504 SLG in his final 32 appearances with Lowell...Hit safely in 16 of his final 17 games with the Spinners, batting .370 (17-for-46) during a 10-game hitting streak from 7/14-24 and .667 (12-for-18) in his final 4 games with the club.
- Transferred to Greenville on 8/1 and went 11-for-23 (.478) in his first 6 games with the Drive.
- Between the 2 clubs, reached safely via hit, BB, or HBP in 30 consecutive games from 7/6-8/7, recording a .384 AVG/.425 OBP/.512 SLG in that time...Hit safely in 22 of the last 23 games in that stretch from 7/14-8/7, leading all minor leaguers in hits (tied, 42) and ranking 6th in AVG (.433) in that span.
- Following the season, ranked by *Baseball America* as the No. 12 prospect in the Sox organization and the No. 15 prospect in the New York-Penn League.

Personal

- Full name is Samuel John Travis.
- Signed by Blair Henry (Red Sox).
- Played baseball at Indiana University (2012-14), where he hit .327 with 31 HR in 184 career games...Left Indiana ranked in the top 10 in school history in 2B (6th, 55), hits (9th, 236), and RBI (10th, 165)...Named 2012 Big Ten Freshman of the Year and 2014 Big Ten Player of the Year.
- Graduated in 2011 from Providence (IL) High School...Named Illinois Player of the Year by the *Chicago Tribune* after hitting .504 with a 1.023 SLG in 41 games as a senior.
- Selected by the Cincinnati Reds in the 40th round of the 2011 June Draft, but did not sign.

In the Community

As part of the Red Sox Rookie Development Program in January 2017, Sam helped paint murals at Higginson-Lewis K-8 School and visited with patients at Boston Children's Hospital...During the 2016 season with Tri-ple-A Pawtucket, signed autographs and posed for pictures with hundreds of fans at the annual "Moonlight Madness" celebration, a free community event which celebrated the on-sale of single-game tickets...During spring training in March 2016, attended the Red Sox Foundation's Casino Night at JetBlue Park.

Sam Travis' Career Record

YEAR	CLUB	AVG	G	AB	R	H	2B	3B	HR	RBI	SH	SF	HB	BB	SO	SB	CS	E
2014	Lowell	.333	40	165	28	55	5	1	4	30	1	0	4	4	18	5	1	6
	Greenville	.290	27	107	12	31	11	1	3	14	0	1	0	7	14	0	1	2
2015	Salem	.313	66	246	35	77	15	4	5	40	0	4	2	26	43	10	6	3
	Portland	.300	65	243	35	73	17	2	4	38	0	3	2	33	34	9	6	2
2016	Pawtucket	.272	47	173	26	47	10	0	6	29	0	1	1	15	40	1	0	7
Minor League Totals		.303	245	934	136	283	58	8	22	151	1	9	9	85	149	25	14	20

- 2011 Selected by the Cincinnati Reds in the 40th round of the June Draft (did not sign)
- 2014 Signed by the Boston Red Sox as a second-round selection in the June Draft

7 CHRISTIAN VAZQUEZ

CATCHER

Bats: Right • **Throws:** Right • **Height:** 5-9 • **Weight:** 198

Opening Day Age: 26 • **MLB Service:** 2 years, 31 days

Born: 8/21/1990 in Bayamon, PR

Resides: Dorado, PR

Acquired: Selected in the ninth round of the 2008 June Draft

Contract Status: Signed through 2017



Career Highlights

Has appeared in 110 ML games (99 starts) at catcher, posting a .992 fielding percentage and a 3.98 catcher's ERA...Has the highest CS% (44.2, 23 of 52) among active players who have caught at least 100 games.

Missed all of 2015 recovering from Tommy John surgery performed on his right elbow.

Made ML debut in 2014, taking over as Boston's regular catcher in July...Threw out a ML-best 51.7% of attempted base stealers (15 of 29), the best single-season rate in Red Sox history (min. 50 G).

Was named *Baseball America's* best defensive catcher in his primary league in 4 straight years: International in 2014, Eastern in 2013, Carolina in 2012, and South Atlantic in 2011.

Also tabbed as the Red Sox' top defensive catcher by *Baseball America* entering the 2012, 2013, and 2014 seasons.

In 2013, was named MVP of Double-A Portland.

Named 2011 Red Sox Minor League Defensive Player of the Year.

2016: Returned after missing the entire 2015 season recovering from Tommy John surgery...

Appeared in 57 ML games and made 49 starts over a pair of stints with the Red Sox...Also appeared in 42 games with Triple-A Pawtucket.

Threw out 8 of 23 (34.8%) attempted base stealers at the ML level.

Began the season on the DL (retroactive to 3/25) recovering from Tommy John surgery...Reached base safely in each of his 5 rehab games with Pawtucket from 4/8-14, making 4 starts at catcher and going 6-for-13 (.462) with a double, 7 BB, 2 RBI, and a .650 OBP.

Was activated from the 15-day DL on 4/15, starting that day vs. TOR...Was his 1st ML game since 9/27/14 vs. NYY...Went 2-for-4 with a double and 2 runs scored, also picking off a runner at 1B.

Broke a 6-6 tie with a 2-run HR off Dellin Betances in the 7th inning on 5/1 vs. NYY...Was his 1st HR since 9/25/14.

Optioned to Pawtucket on 7/5 and remained with the PawSox until being recalled to the big league club on 9/5...Appeared in 6 more ML games (2 starts), going 2-for-8 with a double.

Caught all 10 innings of the Sox' 3-2 win at TB on 9/25, when BOS set a franchise record with 23 SO...The Sox set a ML record by striking out 11 consecutive batters faced, from the 2nd out of the 4th inning through the final out of the 7th.

Started 41 games at catcher for the PawSox, throwing out 11 of 24 (46%) attempted base stealers...Hit .291 (32-for-110) with a .358 OBP vs. RHP...Batted .314 (22-for-70) with a .377 OBP in 19 August games in the minors.

Following the season, played for Santurce in the Puerto Rican Winter League...Hit .237 (23-for-97) with 2 HR in 28 regular season games...Started each of the club's 13 postseason games (DH-7, C-6), batting .405 (17-for-42, 11 RBI, 5 R, 4 2B, 2 3B, 6 BB, HBP)...Threw out 2 of 3 attempted base stealers and picked off a runner at 1B in the postseason.

POSTSEASON: Named to the Red Sox' ALDS roster vs. CLE but did not appear in a game.

2015: Missed the season recovering from Tommy John surgery on his right elbow...Procedure was performed on 4/2 by Dr. James Andrews in Pensacola, FL.

Was originally placed on the 60-day DL on 3/30 with a right elbow sprain...Sustained the injury in spring training.

Returned to game action in the Fall Instructional League in September/October...Served only as a DH (did not catch).

Also played for Mayaguez and Santurce of the Puerto Rican Winter League...Served only as a DH (did not catch).

2014: Played in 55 games for the Red Sox, his 1st career ML action, including 54 games at catcher (50 starts)...Took over as the club's regular catcher after a July recall.

Named a mid-season International League All-Star and was also selected to the 2014 SiriusXM All-Star Futures Game...Did not participate in either contest due to call-up.

Reached base safely in 40 of his 50 starts for BOS.

Threw out 51.7% of attempted base stealers (15 of 29), best in the majors (min. 50 G caught)...Was the best such mark in Red Sox history (since CS began being tracked in the AL in 1920) and the best among major leaguers with at least 50 games behind the plate since STL's Yadier Molina in 2005 (54.8%; 17 of 31)...Was the best such mark by a rookie catcher since CCS began being tracked in 1974.

HIGHEST CAUGHT STEALING %, ACTIVE CATCHERS (MIN. 100 G)

Player	SB	CS	CS%
Christian Vazquez	29	23	44.2
Sandy Leon	39	28	41.8
Roberto Perez	52	34	39.5
James McCann	78	49	38.6
Yadier Molina	421	256	37.8

Christian Vazquez

Christian Vazquez, Continued

👉 Posted a team-best 4.04 catcher's ERA... Had 4 pickoffs, the most by a Sox catcher in a season since Rich Gedman had 4 in 1985.

👉 Began the year with 66 games for Triple-A Pawtucket...Threw out 40% of attempted base stealers (19 of 48).

👉 Recalled on 7/9 and made his ML debut that night, starting behind the plate in a 5-4 win vs. CWS...Started 50 of Boston's 72 remaining games.

👉 BOS won his first 5 starts from 7/9-21, over which Sox pitchers allowed 9 runs...Was the 1st Red Sox ever to start as a catcher and win each of his first 5 ML games, the 1st AL player to do it since MIL's Bill Schroeder in 1983 (source: Elias).

👉 Recorded his 1st ML hits on 7/11 at HOU in a 3-for-4 effort (2 R, 2 2B, 3 RBI).

👉 On 9/25 vs. TB, went 4-for-4 with a double and his 1st HR, a 2-run, go-ahead shot off Jeremy Hellickson in the 2nd inning...Was the 1st rookie Red Sox catcher with 4 or more hits in a game since Scott Hatteberg on 8/8/97 vs. KC (4).

👉 Following the season, played 33 games for San Juan of the Puerto Rican Winter League.

👉 Was named by *Baseball America* as the best defensive catcher in the International League in 2014.

2013: Led Double-A Portland with a .289 AVG (99-for-342) and was named team MVP.

👉 Including 1 game with Triple-A Pawtucket, ranked 5th among full-season Red Sox minor league qualifiers with a career-best .287 AVG (99-for-345)...Also posted a career-high .375 OBP.

👉 Ranked 9th in AVG among Eastern League qualifiers...Had the 4th-highest PA/SO ratio (9.1).

👉 Topped EL backstops by throwing out 47% of attempted base stealers (47 of 101).

👉 Named Red Sox Minor League Defensive Player of the Month for April (11 CS in 16 G).

👉 Started behind the plate for the Eastern Division in the EL All-Star Game on 7/10 in New Britain.

👉 Hit .347 (50-for-144) after the All-Star break...Promoted to Pawtucket on 9/1 and made his Triple-A debut the next day in the PawSox' regular season finale...Hit .273 (3-for-11, 2 RBI, 2 BB) in 3 playoff games for Pawtucket.

👉 After the season, played for Santurce of the Puerto Rican Winter League and led the league with 32 games behind the plate...Threw out a league-best 63% (17 of 27) of attempted base stealers.

👉 Following the season, ranked by *Baseball America* as the best defensive catcher in the Red Sox farm system for a 3rd straight year...Also named the best defensive catcher in the EL.

2012: Played the majority of the year with High-A Salem, where he was a Carolina League postseason All-Star...Also made his Double-A debut with 20 games for Portland.

👉 Combined to throw out 49 of 122 base stealers (40%), including a Carolina League-best 42% (44 of 105)...Also topped the CL with 110 assists as catcher...Led the Red Sox system with 96 games caught.

👉 Named Red Sox Minor League Defensive Player of the Month for June.

👉 Promoted to Double-A on 8/3...Over his last 28 games with Salem from 6/23-8/2, led the Carolina League in AVG (.353) and OBP (.455), and ranked among CL leaders in SLG (5th, .598) and OPS (3rd, 1.053).

👉 Following the season, hit .257 (9-for-35, 8 BB) in 10 games for Surprise in the Arizona Fall League...Also played 9 games for Manati of the Puerto Rican Winter League (.292, 7-for-24, 2 2B, 3B, HR).

👉 Ranked as the Red Sox' No. 2 catching prospect according to *Baseball America* after the season...Also ranked as the No. 1 catching prospect in the Carolina League by BA.

2011: Spent the year with Single-A Greenville...Named Red Sox Minor League Defensive Player of the Year...Threw out 37 of 111 (33%) attempted base stealers...Added to the Sox' 40-man roster on 11/20.

👉 Posted career highs in HR (18) and RBI (84)...His 84 RBI led the Drive and ranked 4th among Sox minor leaguers...Also paced the Drive in HR and ranked among club leaders in hits (2nd, 111), 2B (T-2nd, 27), and BB (T-2nd, 43).

👉 Named SAL Player of the Week from 6/20-26 (.467, 7-for-15, 4 HR) and 8/29-9/4 (.381, 8-for-21, 3 HR).

👉 Selected as the Red Sox Minor League Defensive Player of the Month for July.

👉 Following the season, ranked by *Baseball America* as the best defensive catcher in the SAL and in the BOS system.

👉 After the season, played 3 games with Indios de Mayaguez of the Puerto Rican Winter League.

2010: Played his 1st full season with Single-A Greenville and led the club with 60 games at catcher.

👉 Threw out 31 of 76 (41%) attempted base stealers...Made his 1st pro appearances at 1B (3 games) and 2B (1).

👉 Hit his 1st career grand slam on 4/17 at Lexington...Batted .370 (20-for-54) during a 14-game hit streak from 5/31-7/3.

👉 Went 5-for-21 (.238) with 3 2B and 2 RBI in 6 playoff games for the Drive.

2009: Split the year between the Rookie-level Gulf Coast League Red Sox and Short-A Lowell.

👉 Combined for 21 games at catcher, 9 at 3B, and 1 at DH...Threw out 6 of 26 (23%) attempted base stealers.

👉 Began the year in the GCL before transferring to Lowell on 7/8...His 1st hit for the Spinners was a game-tying, pinch-hit homer in the 9th inning on 7/9 vs. Tri-City.

2008: Led the Gulf Coast League Red Sox with 21 games caught in his pro debut.

BEST SINGLE-SEASON ROOKIE CATCHER CAUGHT STEALING RATE (SINCE 1987)

Rk.	Player	Year	CCS%
1.	Christian Vazquez (BOS)	2014	51.7 (15 of 29)
2.	Ivan Rodriguez (TEX)	1991	48.6 (34 of 70)
3.	Yadier Molina (STL)	2004	47.1 (8 of 17)

Min. 200.0 innings caught

Personal

- Full name is Christian Rafael Vazquez.
- Signed by Edgar Perez (Red Sox).
- Graduated from Puerto Rico Baseball Academy High School in 2008.

In the Community

Christian signed autographs and posed for pictures with fans at Red Sox Winter Weekend in 2015 and 2016... Has attended events benefitting the Red Sox Foundation, including Casino Night and Picnic in the Park...Has also participated in multiple Red Sox Destinations events and player/fan photo sessions at Fenway Park...In 2016, took part in BoSox Luncheon and Red Sox Rewards events, as well as the Red Sox Novatos ticket program and On-Field Photo Day...During spring training in 2016, attended the JetBlue Park Open House...In 2015, participated in the Play Campaign, BoSox Family Day, and the Ice Bucket Challenge...Also posed for pictures at a selfie station before a home game and met with Jimmy Fund patients...In 2014, participated in a Health and Wellness Workshop at Fenway Park...Was involved in local community outreach as part of the Red Sox Rookie Development Programs in 2013 and 2014, making visits to the Jimmy Fund and Boston Children's Hospital, and painting murals at the McKinley Middle School in Boston with members of the Red Sox Scholars program.

Christian Vazquez

Christian Vazquez's Career Record

YEAR	CLUB	AVG	G	AB	R	H	2B	3B	HR	RBI	SH	SF	HB	BB	SO	SB	CS	E
2008	GCL Red Sox	.190	21	58	7	11	1	0	0	5	1	0	0	6	17	0	0	3
2009	Lowell	.123	21	65	4	8	2	0	2	9	0	0	0	11	16	0	0	3
	GCL Red Sox	.278	10	36	5	10	5	0	0	7	0	0	1	4	7	0	0	1
2010	Greenville	.259	79	270	34	70	11	0	3	32	0	2	4	23	62	3	1	7
2011	Greenville	.283	105	392	71	111	27	3	18	84	0	4	5	43	84	1	1	8
2012	Salem	.266	81	293	43	78	17	0	7	41	3	2	4	40	70	2	2	9
	Portland	.205	20	73	11	15	4	0	0	5	0	1	0	8	9	0	0	3
2013	Portland	.289	96	342	48	99	19	1	5	48	3	4	3	47	44	7	5	10
	Pawtucket	.000	1	3	0	0	0	0	0	0	0	0	0	1	0	0	0	0
2014	Pawtucket	.279	66	244	35	68	17	0	3	20	2	2	1	21	52	0	1	2
	BOSTON	.240	55	175	15	42	9	0	1	20	3	4	0	19	33	0	0	5
2015	BOSTON	Did Not Play																
2016	BOSTON	.227	57	172	21	39	9	1	1	12	0	0	2	10	39	0	0	2
	Pawtucket	.270	42	152	19	41	9	0	2	16	0	1	3	15	31	2	0	4
Major League Totals		.233	112	347	36	81	18	1	2	32	3	4	2	29	72	0	0	7
Minor League Totals		.266	542	1928	277	512	112	4	40	267	9	16	21	219	392	15	10	50

- 2008 Signed by the Boston Red Sox as a ninth-round selection in the June Draft
 2015 On disabled list recovering from Tommy John surgery, 3/30 through remainder of season
 2016 On disabled list recovering from Tommy John surgery, 3/25-4/14

Additional Batting Statistics

YEAR	CLUB	OBP	SLG	OPS	TB	GDP
2014	BOSTON	.308	.309	.617	54	4
2015	BOSTON	Did Not Play				
2016	BOSTON	.277	.308	.585	53	3
Major League Totals		.293	.308	.602	107	7

Division Series Record

YEAR	CLUB	AVG.	G	AB	R	H	2B	3B	HR	RBI	SH	SF	HB	BB	SO	SB	CS	E
2016	BOS vs. CLE	Did Not Play																

Career Fielding Record

YEAR	CLUB	POS	PCT.	G	GS	PO	A	E	TC	DP	CCS	SB	CCS%	PB	PKO	INN	ERA
2014	BOSTON	C	.987	54	50	338	32	5	375	4	15	14	51.7	8	3	458.1	3.71
2015	BOSTON	Did Not Play															
2016	BOSTON	C	.996	56	49	423	25	2	450	3	8	15	34.8	9	1	438.2	4.27
Career Totals		C	.992	110	99	761	57	7	825	7	23	29	44.2	17	4	897.0	3.98

Career Single-Game Hits

HITS 4, 9/25/14 vs. TB
DOUBLES 2, 7/11/14 at HOU
HOME RUNS 1, 2 times, last 5/1/16 vs. NYY
RBI 3, 3 times, last 5/18/16 at KC
RUNS SCORED 3, 5/1/16 vs. OAK
WALKS 2, 4 times, last 6/25/16 at TEX
STRIKEOUTS 4, 4/20/16 vs. TB
STOLEN BASES None
HITTING STREAK 8, 4/23-5/6/16
EJECTIONS None

Home Run Notes

MULTI-HOME RUN GAMES (0)
LEADOFF HOME RUNS (0)
GRAND SLAMS (0)
PINCH-HIT HOME RUNS (0)
EXTRA-INNING HOME RUNS (0)
GAME-ENDING HOME RUNS (0)
INSIDE-THE-PARK HOME RUNS (0)

73 MARCUS WALDEN

RHP



Bats: Right • **Throws:** Right • **Height:** 5-10 • **Weight:** 210

Opening Day Age: 28 • **MLB Service:** 5 days

Born: 9/13/1988 in Fresno, CA

Resides: Fresno, CA

Acquired: Signed as a minor league free agent on 12/14/2016

Contract Status: Signed through 2017

Non-Roster Invitee

Career Highlights

- Following a successful 2015 season with Lancaster in the independent Atlantic League, returned to the minor leagues with the Twins organization in 2016.
- His lone ML stint came in 2014 when TOR purchased his contract from Triple-A Buffalo on 4/5...Did not appear in a big league game before being optioned back to Buffalo on 4/9.
- Spent his first 7 professional seasons (2007-13) in the Blue Jays organization after being selected by TOR in the 9th round of the 2007 June Draft...Also attended spring training as a non-roster invitee with the Blue Jays in 2014 before being claimed off waivers by OAK in April of that season.
- Underwent Tommy John surgery in March 2010...Missed the entire 2010 season and part of the 2011 season.
- 2016: Posted a 2.40 ERA (15 ER/56.1 IP) in 42 appearances between Double-A Chattanooga and Triple-A Rochester in his lone season in the Twins organization.**
- Held LHH to a .173 AVG and a .227 SLG (13-for-75, 4 2B)...Opponents hit .213 against him overall.
- Transferred to Rochester on 4/24...Allowed only 4 hits and 0 runs in 13.1 IP over 11 appearances from 6/14-7/14...On the 7-day disabled list from 8/8-9/6...Made his last appearance of the season on 7/31.
- Following the season, appeared in 2 games (1 GS) for Aragua of the Venezuelan Winter League (9.0 IP, 2 H, R)...Pitched 4.0 scoreless innings of relief on 12/3 vs. Margarita, allowing only 1 hit and walking none...Allowed 1 run on 1 hit in 5.0 IP in a start on 12/9 at Magallanes.
- 2015: Spent most of his season with Lancaster in the independent Atlantic League, where he posted a 2.95 ERA (21 ER/64.0 IP) in 48 appearances (3 starts).**
- Also made 1 appearance with CIN's Double-A Pensacola before being released on 4/20.
- 2014: Went 3-5 with a 5.35 ERA (59 ER/99.1 IP) in 35 appearances (11 starts) between the Blue Jays and A's minor league systems...Attended spring training with TOR as a non-roster invitee.**
- Pitched in 3 games for Triple-A Buffalo...Designated for assignment on 4/15...Claimed off waivers by OAK on 4/16.
- 2013: Named an Eastern League mid-season All-Star...Led the EL in innings pitched (162.1).**
- Named EL Pitcher of the Week on 5/20...Threw a 9.0-inning, complete-game shutout on 6/23 at Harrisburg.
- 2012: Led Blue Jays minor leaguers in wins, going 14-4 with a 2.97 ERA (46 ER/139.1 IP) in 27 appearances (26 starts) between Single-A Lansing and High-A Dunedin.**
- Began the season with Lansing and allowed 0 ER in at least 5.0 IP in 7 of his 14 starts with the club...Allowed 2 hits or fewer in 6 of those 7 outings...In 3 starts from 4/18-28, allowed 0 ER and only 4 hits in 15.0 IP (4-for-44).
- Promoted to Dunedin on 6/19 and spent the remainder of the season there...Allowed 0 HR in 72.2 IP at High-A...In 6 of his 12 starts with Dunedin, allowed 0 or 1 ER in at least 6.0 IP.
- 2011: Spent entire season with Single-A Lansing and allowed only 1 HR in 100.0 IP.**
- Missed the 1st month of the season recovering from Tommy John surgery.
- Posted a 2.84 ERA (22 ER/69.2 IP) in 15 appearances (13 starts) after the All-Star break.
- 2010: Missed the entire season recovering from Tommy John surgery performed in March.**
- 2009: Made 4 appearances (all starts) with High-A Dunedin before injuring his right elbow on 4/28.**
- Placed on the 7-day DL with a right elbow injury on 4/29 and missed the remainder of the season...Elected to rehab his elbow rather than have surgery.
- 2008: Spent entire season with Short-A Auburn...Each of his final 9 appearances came as a starter.**
- Posted a 2.08 ERA (6 ER/26.0 IP) during a span of 5 starts from 7/21-8/16.
- 2007: Made pro debut after being selected by TOR in the 9th round of the June Draft.**

Personal

- Full name is Marcus Walter Walden.
- Married his wife, Nichole, in November 2013...The couple has a daughter, Sutton.
- Signed by Tim Rooney (Blue Jays).
- Attended Fresno City College in 2007.

Marcus Walden's Career Record

YEAR	CLUB	W-L	ERA	G	GS	CG	SHO	SV	IP	H	R	ER	HR	HB	BB	SO	WP	BK
2007	GCL Blue Jays	2-4	3.05	12	10	0	0	0	44.1	45	21	15	3	0	12	32	2	0
2008	Auburn	2-3	4.80	14	11	0	0	0	60.0	70	38	32	4	3	20	51	1	0
2009	Dunedin	2-1	8.64	4	4	0	0	0	16.2	30	20	16	1	2	10	8	1	0
2010									Did Not Pitch									
2011	Lansing	6-6	3.24	28	13	0	0	0	100.0	90	48	36	1	6	28	54	4	3
2012	Lansing	5-2	3.11	14	14	0	0	0	66.2	54	24	23	4	2	30	40	5	3
	Dunedin	9-2	2.85	13	12	0	0	0	72.2	58	26	23	0	3	18	42	1	0
2013	New Hampshire	6-14	3.71	26	26	1	1	0	162.1	184	76	67	9	8	50	88	4	1
2014	Buffalo	0-1	13.50	3	0	0	0	0	4.0	5	6	6	1	1	3	1	0	0
	Sacramento	2-2	5.73	11	11	0	0	0	59.2	69	42	38	6	4	27	34	2	0
	Midland	1-2	3.79	21	0	0	0	2	35.2	38	22	15	2	4	13	26	3	0
2015	Pensacola	0-1	12.00	1	1	0	0	0	3.0	7	5	4	0	0	3	2	0	0
	Lancaster (IND)	2-4	2.95	48	3	0	0	15	64.0	59	24	21	2	5	22	49	5	0
2016	Chattanooga	0-0	1.74	6	0	0	0	1	10.1	3	2	2	0	1	3	7	0	0
	Rochester	1-1	2.54	36	0	0	0	5	46.0	41	15	13	1	3	13	33	5	0
Minor League Totals		36-39	3.83	189	102	1	1	8	681.1	694	345	290	32	37	230	418	28	7
Independent Lg. Totals		2-4	2.95	48	3	0	0	15	64.0	59	24	21	2	5	22	49	5	0

Marcus
Walden

- 2007 Signed by the Toronto Blue Jays as a ninth-round selection in the June Draft
- 2014 Claimed off waivers by the Oakland Athletics, 4/16
- 2014 Signed by the Cincinnati Reds as a minor league free agent, 12/4
- 2015 Signed by the Minnesota Twins as a minor league free agent, 12/15
- 2016 Signed by the Boston Red Sox as a minor league free agent, 12/14

67 BRANDON WORKMAN

RHP



Bats: Right • **Throws:** Right • **Height:** 6-5 • **Weight:** 238

Opening Day Age: 28 • **MLB Service:** 3 years, 18 days

Born: 8/13/1988 in Arlington, TX

Resides: Austin, TX

Acquired: Selected in the second round of the 2010 June Draft

Contract Status: Signed through 2017

Career Highlights

- 🔥 Entering his 7th year in professional baseball, all in the Red Sox organization.
- 🔥 Has appeared in 39 ML games (18 starts), but none since 2014.
- 🔥 Underwent Tommy John surgery on his right elbow on 6/15/15 in Pensacola, FL (Dr. James Andrews)...Missed the entire 2015 season.
- 🔥 Made his ML debut with BOS in 2013, pitching in 20 regular season games (3 GS) and earning 6 wins over 2 ML stints.
- 🔥 Took a no-hitter into the 7th inning of his 1st ML start (2nd ML appearance) on 7/14/13 at OAK (ND)...Bid was broken up by Josh Donaldson's 2-run HR in the 7th inning.
- 🔥 Pitched out of the bullpen in the 2013 postseason as the Red Sox won the World Series...Made 7 appearances between the ALDS, ALCS, and World Series, going 0-1 with a 0.00 ERA (1 R, 0 ER, 8.2 IP) in 7 games.
- 🔥 Named Red Sox Minor League Pitcher of the Year in 2012 after going 10-8 with a 3.50 ERA (54 ER/138.2 IP) and 130 SO in 25 starts between High-A Salem and Double-A Portland...Finished T-2nd among Red Sox minor leaguers in SO...Following the 2012 season, was rated by *Baseball America* as having the best curveball and best control in the Red Sox system.

2016: Spent the year on the disabled list recovering from Tommy John surgery.

- 🔥 Placed on the 15-day DL on 4/2...Transferred to the 60-day DL on 4/13.
- 🔥 Made a total of 10 appearances over 2 separate rehab assignments with the Rookie-level Gulf Coast League Red Sox, Short-A Lowell, and Double-A Portland.

2015: Missed the entire season due to a right elbow injury...Underwent successful Tommy John surgery on 6/15, performed by Dr. James Andrews in Pensacola, FL.

- 🔥 Optioned to Triple-A Pawtucket on 4/3 to begin the year, but had the option reversed and was instead placed on the 15-day DL with a right elbow strain beginning 4/3.
- 🔥 On 6/3, was transferred to the 60-day DL with a partially torn right elbow ligament.

2014: Spent majority of the season with the Red Sox, making 19 appearances (15 starts) over 4 ML stints...Also made 11 starts for Triple-A Pawtucket.

- 🔥 Made his 1st career Opening Day roster and pitched 3 times out of the bullpen (1.42 ERA, 1 ER/6.1 IP) before being optioned to the PawSox.
- 🔥 Rejoined the Red Sox on 5/25 and moved into the rotation, starting that day at TB...Posted a 3.21 ERA (10 ER/28.0 IP) in his first 5 starts through 6/15.
- 🔥 Ejected from the game on 5/30 vs. TB for throwing behind Evan Longoria after warnings were issued...Was suspended by MLB for 6 games.
- 🔥 Earned the win in a 1-0 victory on 6/10 at BAL, limiting the Orioles to 1 hit over 6.2 scoreless IP.
- 🔥 Held opponents to 3 runs or less and lasted at least 5.0 IP in the first 8 starts of his career through 6/15...It marked the 2nd-longest such streak to begin a Red Sox career behind Boo Ferriss, who did it in his first 9 starts in 1945.
- 🔥 Ended the season on a 10-game losing streak that began on 6/27 and spanned 10 starts and 1 relief outing, including 3 shutout losses...Dropped 8 straight appearances (7 starts) from 6/27-8/23...The Red Sox scored only 18 runs while he was in the game over the 10-game streak.
- 🔥 Left with a lead in his last 2 no-decisions, 6/15 vs. CLE (was ahead 2-1) and 9/4 at NYY (was ahead 4-3).
- 🔥 Went 7-1 with a 4.11 ERA (28 ER/61.1 IP) for Pawtucket, earning the win in each of his last 6 Triple-A starts beginning 5/12.

2013: Split the 1st half of his season between Double-A Portland and Triple-A Pawtucket before being added to the ML roster in July...Appeared in 20 games (3 starts) with BOS.

- 🔥 Finished with 6 wins, T-5th most among all AL rookie pitchers...His 5 relief wins were the 3rd-most among all AL rookie relievers (T-5th in MLB).
- 🔥 Averaged 10.2 SO/9.0 IP (47 SO/41.2 IP) with the Sox, 4th best among AL rookie hurlers with at least 20.0 IP.
- 🔥 Went more than 1.0 IP in 8 of his 17 relief appearances for BOS, and 2.0 IP or more 4 times.

Brandon Workman, Continued

- Selected to the active ML roster by BOS on 7/9...Made his ML debut in relief the next day, 7/10 at SEA (2.0 IP, 4 H, 3 ER, 4 SO).
- Made his next 3 appearances out of the Red Sox rotation from 7/14-30, going 1-1 with a 2.45 ERA (5 ER/18.1 IP)...Worked at least 6.0 IP and allowed 2 runs or fewer in each outing to become the 1st Red Sox pitcher to do so in his first 3 ML starts since Rick Jones in 1976.
- Took a no-hitter into the 7th inning of his 1st ML start (2nd ML appearance) on 7/14/13 at OAK (ND)...Bid was broken up by Josh Donaldson's 2-run HR in the 7th inning.
- Optioned to Pawtucket on 7/31...Recalled for a 2nd ML stint on 8/6 and spent the rest of the year with BOS.
- Between Double-A and Triple-A, combined to hold opponents to a .140 AVG (13-for-93) with RISP.
- Began the year with Portland, where he worked out of the starting rotation...Earned wins in each of his first 3 starts (3.00 ERA, 6 ER/18.0 IP)...Went 5-0 with a 2.80 ERA (11 ER/35.1 IP) over his first 6 games (5 starts).
- Went at least 5.0 IP in all 11 of his games for the Sea Dogs, including 5.0 IP in relief on 4/23 vs. Binghamton... Allowed 3 ER or fewer in 9 of his 11 appearances (10 starts).
- Made 6 starts for Pawtucket after an early June promotion.
- Earned the win in his Triple-A debut, 6/9 at Syracuse (5.2 IP, 8 H, 3 ER, 3 BB, 4 SO).
- Threw 7.0 scoreless IP for the win on 6/20 vs. Columbus.
- Following the season, rated as BOS' No. 8 prospect according to *Baseball America*.

POSTSEASON: Made his postseason debut with BOS, going 0-1 with a 0.00 ERA (1 R, 0 ER, 8.2 IP) in 7 games between the ALDS, ALCS, and World Series...Worked more than 1.0 IP in 3 of his 7 appearances...Got his 1st post-season experience in ALDS Game 3 at TB on 10/7 (0.2 IP, 1 H)...Threw 1.0 scoreless IP and stranded 1 inherited runner in ALCS Game 2 vs. DET on 10/13...Hurled 1.2 scoreless IP of relief in ALCS Game 6 vs. DET on 10/19... Ended a DET scoring threat in the 6th by stranding 2 inherited runners after beginning the inning with 2 men on and no outs with the Sox trailing, 2-1...Appeared in 3 World Series games...Was charged with the loss in Game 3 at STL on 10/26...Struck out in his 1st career postseason at-bat, also in Game 3 at STL...Retired the side in order in a scoreless 8th inning in the World Series-clincher, Game 6 vs. STL on 10/30.

2012: Named Red Sox Minor League Pitcher of the Year after going 10-8 with a 3.50 ERA (54 ER/138.2 IP) and 130 SO in 25 starts between High-A Salem and Double-A Portland.

- Ranked among organizational minor league leaders in SO (T-2nd) and wins (4th).
- Placed among Carolina League qualifiers in ERA (4th, 3.40), WHIP (2nd, 1.09), opponent AVG (2nd, .244), SO/9.0 IP (2nd, 8.5), BB/9.0 IP (2nd, 1.6), and fewest base runners per 9.0 IP (1st, 9.9).
- Named Pitcher of the Week in the CL for 4/23-29 after tossing a 6.0-IP, 3-hit shutout on 4/27.
- Went 3-1 with a 1.20 ERA (4 ER/30.0 IP) over 5 starts from 5/31-6/24, the 2nd-lowest ERA in the CL in that span.
- Recorded a season-high 10 SO on 7/16 at Frederick.
- Was promoted to Portland on 8/8 and won each of his first 3 starts with the Sea Dogs, allowing just 3 runs over 18.0 IP (1.50 ERA) with 15 SO.
- Following the season, rated by *Baseball America* as having the best curveball and best control in the Red Sox system.

2011: Made professional debut with Single-A Greenville.

- Ranked 2nd on the Drive and 13th among South Atlantic League qualifiers with a 3.71 ERA (54 ER/131.0 IP).
- Also placed among club leaders in starts (2nd, 26), IP (3rd, 131.0), and SO (2nd, 115).
- Went 1-0 with a 2.67 ERA (9 ER/30.1 IP) and 27 SO in 6 starts in May.
- Landed on the DL on 6/20 and fanned a season-high 9 batters in his 1st start back on 7/2 vs. Hickory.

Personal

- Full name is Brandon Carlin Workman.
- Signed by Jim Robinson (Red Sox).
- Married to Taylor.
- Graduated from Bowie (TX) High School in 2007.
- Went 12-2 with a 3.35 ERA as a junior for the University of Texas in 2010...Led the Big 12 Conference in wins and ranked among conference leaders in IP (4th, 104.2), SO (5th, 101), ERA (9th), and opponent AVG (9th, .247)... Pitched in the 2009 College World Series against LSU.
- Rated by *Baseball America* as the No. 8 right-hander available in the 2010 June Draft.
- Was selected by Philadelphia in the 3rd round of the 2007 June Draft but did not sign.

Brandon Workman, Continued

In the Community

Brandon attended Red Sox Winter Weekend in 2016 and 2017, signing autographs and taking pictures with fans... Over the past 4 seasons, has also attended multiple events benefitting the Red Sox Foundation, including Casino Night, Picnic in the Park, and the Welcome Home Party...During spring training in 2016, participated in the Children's Hospital of Southwest Florida Golf Classic and met with fans as part of the Gift of Sox event...Has met with Jimmy Fund patients at Fenway Park multiple times...Has also taken part in fan/player photo sessions and greeted fans at the gates during September home games...In 2013, was involved in the Covidien Double Play Health and Fitness Workshop, and met with inner-city children as part of Sox Talks...Visited Mass General Hospital for Children, Shriners Hospital, the Jimmy Fund, Boston Children's Hospital, and Beth Israel Deaconess Medical Center during the Red Sox Holiday Caravan in 2013.

Brandon Workman's Career Record

YEAR	CLUB	W-L	ERA	G	GS	CG	SHO	SV	IP	H	R	ER	HR	HB	BB	SO	WP	BK
2011	Greenville	6-7	3.71	26	26	0	0	0	131.0	128	67	54	10	5	33	115	6	1
2012	Portland	3-1	3.96	5	5	0	0	0	25.0	23	12	11	2	0	5	23	0	0
	Salem	7-7	3.40	20	20	0	0	0	113.2	104	47	43	10	1	20	107	6	1
2013	BOSTON	6-3	4.97	20	3	0	0	0	41.2	44	23	23	5	0	15	47	1	0
	Portland	5-1	3.43	11	10	0	0	0	65.2	51	29	25	6	1	17	74	3	0
	Pawtucket	3-1	2.80	6	6	0	0	0	35.1	39	13	11	6	2	13	34	1	0
2014	BOSTON	1-10	5.17	19	15	0	0	0	87.0	88	57	50	11	1	36	70	2	0
	Pawtucket	7-1	4.11	11	11	0	0	0	61.1	61	28	28	10	0	17	55	1	0
2015	BOSTON								Did Not Pitch									
2016	GCL Red Sox	0-1	4.50	1	1	0	0	0	2.0	2	1	1	0	0	0	3	0	0
	Lowell	0-1	6.75	5	0	0	0	0	8.0	9	7	6	2	0	4	8	0	0
	Portland	0-0	9.00	4	0	0	0	0	10.0	15	10	10	3	0	7	5	1	0
Major League Totals		7-13	5.11	39	18	0	0	0	128.2	132	80	73	16	1	51	117	3	0
Minor League Totals		31-20	3.76	89	79	0	0	0	452.0	432	214	189	49	9	116	424	18	2

2007 Selected by the Philadelphia Phillies in the third round of the June Draft (did not sign)

2010 Signed by the Boston Red Sox as a second-round selection in the June Draft

2015 On disabled list with a right elbow strain, 4/3 through remainder of season

2016 On disabled list recovering from Tommy John surgery, 4/3 through remainder of season

Postseason Record

SEASONS	W-L	ERA	G	GS	CG	SHO	SV	IP	H	R	ER	HR	HB	BB	SO	WP	BK
1	0-1	0.00	7	0	0	0	0	8.2	7	1	0	0	0	3	4	0	0

Division Series Record

YEAR	CLUB	W-L	ERA	G	GS	CG	SHO	SV	IP	H	R	ER	HR	HB	BB	SO	WP	BK
2013	BOS vs. TB	0-0	0.00	1	0	0	0	0	0.2	1	0	0	0	0	0	0	0	0

League Championship Series Record

YEAR	CLUB	W-L	ERA	G	GS	CG	SHO	SV	IP	H	R	ER	HR	HB	BB	SO	WP	BK
2013	BOS vs. DET	0-0	0.00	3	0	0	0	0	4.2	3	0	0	0	0	2	3	0	0

World Series Record

YEAR	CLUB	W-L	ERA	G	GS	CG	SHO	SV	IP	H	R	ER	HR	HB	BB	SO	WP	BK
2013	BOS vs. STL	0-1	0.00	3	0	0	0	0	3.1	3	1	0	0	0	1	1	0	0

Career Fielding Record

YEAR	CLUB	POS	PCT.	G	GS	PO	A	E	TC	DP
2013	BOSTON	P	1.000	20	3	0	1	0	1	0
2014	BOSTON	P	.929	19	15	8	5	1	14	0
2015										
2016										
Career Totals		P	.933	39	18	8	6	1	15	0

Career Single-Game Highs

INNINGS PITCHED	7.0, 3 times, last 8/18/14 vs. LAA (start)
	4.2, 8/6/13 at HOU (relief)
STRIKEOUTS	9, 7/30/13 vs. SEA (start)
	4, 3 times, last 9/11/13 at TB (relief)
HITS ALLOWED	10, 8/23/14 vs. SEA (start)
	9, 8/6/13 at HOU (relief)
RUNS ALLOWED	7, 8/23/14 vs. SEA (start)
	6, 8/6/13 at HOU (relief)
WALKS ALLOWED	4, 7/30/14 vs. TOR (start)
	3, 8/29/13 vs. BAL (relief)
HOME RUNS ALLOWED	2, 3 times, last 7/2/14 vs. CHC (start)
	2, 8/6/13 at HOU (relief)
EJECTIONS (1)	5/30/14 vs. TB (HP, Dan Bellino)
SCORELESS INNINGS STREAK	7.0, 2 times, last 8/18-23/14

35 STEVEN WRIGHT

RHP



Bats: Right • **Throws:** Right • **Height:** 6-2 • **Weight:** 222
Opening Day Age: 32 • **MLB Service:** 2 years, 89 days
Born: 8/30/1984 in Torrance, CA
Resides: Moreno Valley, CA
Acquired: From Cleveland in exchange for
 1B/OF Lars Anderson on 7/31/2012
Contract Status: Signed through 2017

Career Highlights

- Enters his 5th full season in the Red Sox organization...Made his ML debut in 2013 with BOS.
- Converted to a knuckleball pitcher to begin the 2011 season...Spent the first 5-and-a-half years of his pro career in the Indians system after being selected by CLE in the 2nd round of the 2006 June Draft.
- Was a 2016 AL All-Star, selected by the Player Ballot.
- Is 16-11 with a 3.53 ERA (84 ER/215.0 IP) in 35 ML starts and 4-0 with a 3.88 ERA (21 ER/48.2 IP) in 15 ML relief appearances...Has allowed 3 ER or fewer in 28 of his 35 starts in MLB.
- Has held opponents to a .232 AVG (189-for-813) as a starter, the 4th-lowest mark among Red Sox in the live ball era (min. 200.0 IP).
- Is the only Red Sox to throw a shutout at an NL ballpark since Interleague play began in 1997 (8/5/16 at LAD; 9.0 IP, 3 H, 1 BB, 9 SO).
- Awarded the 2016 Tommy McCarthy Memorial Good Guy Award by the Boston chapter of the BBWAA.
- Allowed 2 or fewer runs and 6 or fewer hits in 9 consecutive starts from 7/30/15-5/8/16, the longest such stretch by a Red Sox in the last 100 years...Roger Clemens is the only other Red Sox with as many as 8 such starts in a row in that time (8 from 1990-91).
- Was the 2013 recipient of the Lou Gorman Award, which is given to a BOS minor league player that has demonstrated dedication and perseverance in overcoming obstacles while working his way to the majors.

2016: Made his 1st All-Star team in his 1st season as a full-time starting pitcher...Earned the Tommy McCarthy Good Guy Award from the Boston chapter of the BBWAA.

- Set career highs with 24 appearances (all starts), 13 wins, 156.2 IP, 127 SO, and 15 quality starts.
- Surrendered 0.69 HR/9.0 IP (12 HR), the majors' 4th-lowest ratio (min. 150.0 IP)...Ranked among AL leaders in ERA (10th, 3.33), opponent AVG (9th, .235), opponent SLG (2nd, .342), complete games (2nd, 4), and winning % (8th, .684).
- Was 1 of 4 pitchers with as many as 4 complete games, joining Chris Sale (6), Johnny Cueto (5), and Madison Bumgarner (4)...Was the 1st Sox pitcher with 4 CG in a season since Josh Beckett in 2009 (4) and the 1st with 4 on the road since Pedro Martinez in 2000 (5)...Also threw 9.0 innings in the Sox' 3-1, 10-inning loss vs. CWS on 6/20.
- Was 5-2 with a 2.72 ERA and a .202 opponent AVG vs. the AL East (8 GS).
- Ranked among AL leaders by limiting lefties to a .209 AVG (13th), a .321 SLG (7th), and a .608 OPS (13th).
- Won each of his 3 Interleague starts, posting a 1.17 ERA (3 ER/23.0 IP) and a .157/.222/.181 opponent batting line.
- Led the AL and ranked 3rd in the majors with a 2.09 ERA on the road (min. 10 GS)...Finished 5th in the majors (2nd in AL) with a .200 opponent AVG and 11th with a 1.06 WHIP in road games...His .284 opponent SLG and .556 opponent OPS on the road were the lowest in the AL.
- Did not allow more than 3 ER in any of his 11 road starts...Became just the 3rd Red Sox starter in the last 100 seasons to make as many as 10 road starts in a season without allowing more than 3 ER in any of them (Ernie Shore, 15 in 1915; Pedro Martinez, 10 in 2001)...Was the 5th Red Sox since 1913 to record a quality start in each of his first 7 road outings of a season, the 1st since Pedro Martinez in 2000 (8) and 2001 (7).
- Did not allow more than 2 runs in any of his first 6 starts after allowing 2 or fewer in each of his last 3 starts of 2015...Became the 1st Sox pitcher with as many as 9 such starts in a row since Pedro Martinez from 1999-2000 (10) and just the 5th since 1913 with a streak that long.
- Finished April with a 1.37 ERA (4 ER/26.1 IP), the 4th-lowest by a Red Sox in April in the last 45 seasons (min. 25.0 IP), trailing Roger Clemens in 1991 (0.28), Clay Buchholz in 2013 (1.19), and Pedro Martinez in 2000 (1.27).
- Threw his 1st career complete game on 5/8 at NYY, allowing 1 run on 3 hits...Was the 1st Sox pitcher with a 9.0-inning complete game vs. the Yankees since Jon Lester on 7/3/08...Was his 6th straight start to begin the season with 6.0+ IP and 2 or fewer runs allowed...The only other Red Sox in the last 70 years to begin a season with 6 such starts are Roger Clemens (1991 and 1993) and Clay Buchholz (2013).
- Threw his 2nd complete game on 5/18 at KC (L, 8.0 IP, 5 H, 3 ER)...Was the 1st Sox pitcher with complete games in consecutive road appearances since Pedro Martinez on 8/2/00 & 8/8/00.

LOWEST OPPONENT BATTING AVERAGE, RED SOX STARTERS SINCE 1920

Pitcher (Years)	AVG
Pedro Martinez (1998-2004)	.206
Roger Clemens (1984-96)	.229
Dave Morehead (1963-68)	.2318
Steven Wright (2013-16)	.2325

*Min. 200.0 IP as a starter

Steven Wright

Steven Wright, Continued

🔥 Threw his 3rd complete game in as many road outings on 5/30 at BAL... Became 1st Sox pitcher to throw 3 straight complete games on the road since Roger Clemens in 1991-92.

🔥 Won a career-high 5 straight starts from 5/25-6/15, posting a 1.77 ERA (7 ER/35.2 IP) in that span...Went 22.1 innings without allowing an ER from the 6th inning on 5/30 at BAL to the 7th on 6/15 vs. BAL.

🔥 Allowed 1 UER in 9.0 IP on 6/20 vs. CWS, a 3-1 loss in 10 innings... Surrendered 0 ER for the 3rd time in 4 starts, posting a 0.94 ERA (3 ER/28.2 IP) in those games...Lowered his AL-leading ERA to 2.01 (22 ER/98.1 IP).

🔥 Finished June with a 3-1 record and a 1.62 ERA (6 ER/33.1 IP) for the month, the 5th-lowest mark in MLB.

🔥 Represented the Red Sox' pitching staff at the 87th MLB All-Star Game at Petco Park on 7/12, but did not pitch.

🔥 At the break, led qualifying AL pitchers with a 2.68 ERA, a .322 opponent SLG, and a 0.55 HR/9.0 IP ratio...Was tied for the AL lead with 3 CG and ranked 4th in opponent AVG (.225).

🔥 Earned the win in each of his first 4 starts in July, his most wins in any calendar month of his career...Won 9 of 10 decisions over 11 starts from 5/25-7/21.

🔥 Retired his first 14 batters faced on 7/15 at NYY and his first 13 faced on 7/21 vs. MIN.

🔥 Threw his 1st career shutout on 8/5 at LAD, allowing 3 hits while striking out a career-high-tying 9 batters... Became the 1st Red Sox to throw a shutout at an NL ballpark since Interleague play began in 1997.

🔥 Pinch ran for David Ortiz in the 6th inning on 8/7 at LAD, his 1st career pinch-running appearance.

🔥 Placed on the 15-day DL with a right shoulder strain on 8/15 (retro to 8/8)...Made 2 more starts after returning from the DL: 8/26 vs. KC (L, 6.0 IP, 5 ER) and 8/31 vs. TB (ND, 4.0 IP, 4 ER).

2015: Made his 1st career Opening Day roster...Went 5-4 with a 4.09 ERA (33 ER/72.2 IP) in 16 appearances (9 GS) over 6 ML stints...Season was cut short due to a concussion suffered in mid-August.

🔥 Held opponents to a .239 AVG (67-for-280), 2nd-lowest by a Red Sox rookie since 1994 (Justin Masterson, .216 in 2009)...His .307 opponent OBP was the best by a Red Sox rookie since Luis Aponte in 1982 (.299).

🔥 Went 3-4 with a 3.96 ERA (23 ER/52.1 IP) in 9 starts, surrendering 2 ER or fewer in 6 of those outings... Went 2-0 with a 4.43 ERA (10 ER/20.1 IP) in 7 relief outings.

🔥 Became the 1st rookie to defeat NYY as both a starter and reliever in the same season since Jason Dickson of the 1997 Angels...No Red Sox rookie had done it since Dave Sisler in 1956 (source: Elias).

🔥 Earned the win in relief in his season debut on 4/10 at NYY...Pitched the last 5.0 frames of BOS' 19-inning victory.

🔥 Recorded his 1st career win as a starter on 5/23 vs. LAA (6.1 IP, 2 ER).

🔥 Threw a career-high 12.0 consecutive scoreless innings from 7/30-8/5...On 8/5, became the 1st rookie to win at NYY with at least 8.0 IP and 9 SO since TEX's Ed Correa on 5/2/86...Was the 1st Red Sox with at least 9 SO and 8.0 IP in a game in the Bronx since Tim Wakefield on 9/11/05 (12 SO in an 8.0-inning, complete-game, 1-0 loss).

🔥 Suffered a concussion during batting practice prior to the game on 8/11 at MIA...Placed on the 7-day concussion DL on 8/15 (effective 8/14) and missed the rest of the season...Transferred to the 15-day DL on 8/28.

🔥 Made 8 starts at Triple-A Pawtucket, going 2-5 with a 5.37 ERA (22 ER/52.0 IP).

2014: Appeared in 21 games between BOS and Triple-A Pawtucket after beginning the year on the DL recovering from sports hernia surgery (performed on 2/10).

🔥 Placed on the 15-day DL on 3/27 (retro to 3/21)...Transferred to the 60-day DL on 4/7.

🔥 Went 1-1 with a 3.27 ERA (4 ER/11.0 IP) and 10 SO over 2 rehab starts between Double-A Portland and Pawtucket...Activated from the DL and optioned to Pawtucket on 6/4.

🔥 Posted a 1.80 ERA (6 ER/30.0 IP) over his first 5 PawSox starts, including a 10-SO effort on 6/12 vs. Charlotte.

🔥 Named International League Pitcher of the Week for 7/7-13...Allowed only 2 hits over 8.0 scoreless IP and earned the win in his only appearance in that span, 7/9 at Columbus.

🔥 Went at least 6.0 IP in 12 of his 15 starts for Pawtucket...Tossed at least 7.0 IP in 5 straight starts from 6/23-7/18.

🔥 Appeared in 6 games (1 start) over his 3 ML stints of the season with BOS...Was recalled 3 times: 8/3, 8/17, and 9/1.

🔥 Made his Red Sox season debut on 8/17 vs. HOU, allowing 1 run on 4 hits over 4.0 IP to finish the game...Threw 5.0 scoreless innings on 9/7 vs. TOR (2 H, 6 SO) and 3.0 scoreless frames on 9/13 at KC (3 H, 2 SO).

2013: Made his ML debut and appeared in 4 games (1 start) over 3 stints with BOS.

🔥 Received the Lou Gorman Award, given annually to a BOS minor league player that has demonstrated dedication and perseverance in overcoming obstacles while working his way to the major league team.

🔥 Made his big league debut in relief on 4/23 vs. OAK (3.2 IP, 5 ER).

🔥 Earned his first 2 ML wins in consecutive appearances, 7/11 at SEA (5.2 IP, 0 R) and 8/1 vs. SEA (3.0 IP, 0 R)...Became the 1st Red Sox pitcher to win in back-to-back relief outings with at least 3.0 scoreless IP since Bob Stanley from 5/6-9/82...On 7/11 at SEA, became the 2nd BOS pitcher to throw at least 5.2 scoreless innings of relief since 2000 (also Justin Germano, 5.2 IP on 7/17/12 vs. NYY - G1).

WRIGHT'S 2016 STATS, PRE-ALL-STAR BREAK

Stat	AL Rank
2.68 ERA	1st
.322 opponent SLG	1st
0.55 HR/9.0 IP	1st
3 CG	T-1st
.225 opponent AVG	4th
<i>*Among qualifying pitchers</i>	

- 🔥 Made his 1st and only start of the season for BOS on 8/6 at HOU (ND, 1.0 IP, 3 ER).
- 🔥 Led the International League in shutouts (3) and was tied for the league lead in complete games (3).
- 🔥 Threw a pair of 9.0-inning shutouts: 7/1 vs. Scranton/Wilkes-Barre and 7/28 vs. Lehigh Valley...His 3rd shutout was a rain-shortened, 5.0-inning game on 9/1 at Lehigh Valley.
- 🔥 Made 2 starts for the PawSox in the International League playoffs and went 1-1 with a 0.00 ERA (2 R/O ER/13.0 IP)...In Game 3 of the IL Semifinals, earned the win vs. Rochester (6.1 IP, 0 R, 4 BB, 5 SO)...Took the loss in Game 2 of the IL's Governors' Cup Finals at Durham (6.2 IP, 2 R, 0 ER, 3 BB, 6 SO).

2012: Pitched for Double-A Portland and Triple-A Pawtucket after being acquired from CLE on 7/31...Named an Eastern League mid-season All-Star.

- 🔥 Held opponents to 0 or 1 ER in 17 of his 25 starts between the 2 organizations...Went 10-7 with a 2.54 ERA (40 ER/141.2 IP) and 119 SO...Held opponents to a .213 AVG (110-for-517).
- 🔥 Started 20 games for CLE's Double-A Akron club before being acquired by BOS in exchange for 1B/OF Lars Anderson on 7/31...Made 1 start for Portland before an 8/8 promotion to Pawtucket for his final 4 starts of the year.
- 🔥 Led all Double-A qualifiers in opponent AVG (.208) and finished 2nd in ERA (2.44) over 21 starts.
- 🔥 His 2.44 ERA (32 ER/115.2 IP) while with Akron led Indians minor leaguers.
- 🔥 Had a 19.2-IP scoreless streak from 4/25-5/11...Named EL Pitcher of the Week for 4/30-5/6, during which he tossed 15.1 innings between back-to-back scoreless starts on 4/30 (6.1 IP) and 5/6 (9.0 IP).
- 🔥 Threw his 1st career complete-game, 9.0-inning shutout at Bowie (BAL), allowing just 5 hits.
- 🔥 Was on the DL with the PawSox from 8/14-23 due to right shoulder tightness.

- 🔥 Allowed 2 runs and fanned 5 in a 7.0-inning win in Game 1 of the Governors' Cup vs. Charlotte on 9/11.

- 🔥 During the off-season, posted a 2.48 ERA (8 ER/29.0 IP) in 5 starts for Escogido of the Dominican Winter League.

2011: Pitched at 4 levels in his 1st season as a knuckleballer and last full season in the CLE organization...Combined to go 4-8 with a 4.58 ERA (68 ER/133.2 IP) in 25 outings (20 starts).

- 🔥 Began the season in extended spring training...Joined Single-A Lake County on 4/21 and spent most of the season's 1st half with the Captains...Did not allow an ER in 3 straight starts for the Captains from 5/12-28, including back-to-back 6.0-IP scoreless outings on 5/12 at Dayton (3 H) and 5/18 vs. Fort Wayne (1 H).

- 🔥 After an outing for Double-A Akron on 6/11, moved to High-A Kinston on 6/16...Closed out the year with 7 starts for Akron...Also made a relief appearance for Triple-A Columbus on 5/22.

2010: Made a career-high 48 appearances between CLE's Double-A Akron and Triple-A Columbus, pitching mostly in relief...Ranked 3rd among Indians minor leaguers in appearances.

- 🔥 Started the year with Columbus...Transferred to Akron on 5/1 and remained with the Aeros for the rest of the season.
- 🔥 Allowed 7 runs in 3.2 IP over his first 3 outings with the Aeros...Posted a 3.54 ERA (24 ER/61.0 IP) and converted all 5 saves over the duration of the season.

2009: Went 10-0 with a 2.48 ERA (24 ER/87.0 IP) and only 1 HR allowed in a season spent mostly in relief for Double-A Akron.

- 🔥 Earned all 10 wins with Akron, including 9 in relief...Tied for the 2nd-most wins without a loss among minor league pitchers...Ranked 2nd on Akron in wins and ERA (2.32; min. 50.0 IP).

- 🔥 Paced Eastern League relief qualifiers in fewest unintentional walks per 9.0 IP (1.9), fewest base runners per 9.0 IP (9.4), and fewest HR/9.0 IP (0.1).

- 🔥 Made his Triple-A debut with 2 outings (1 start) for Columbus in late May.

- 🔥 Made 3 playoff appearances as the Aeros won the Eastern League Championship.

2008: Split season between High-A Kinston and Double-A Akron, making 14 starts for each club.

- 🔥 Ranked 4th among full-season Indians minor leaguers in ERA (3.66)...Overall, finished 2nd in the Indians system in IP (147.2) and was 4th in SO (119).

- 🔥 Began the year in Kinston and was named to the Carolina League's mid-season All-Star team...Ranked among CL qualifiers in WHIP (3rd, 1.05), opponent AVG (7th, .205), and ERA (8th, 2.99) at the time of his 6/16 promotion.

2007: Registered 114 SO in 114.1 IP between Single-A Lake County and High-A Kinston in his 1st pro season...Ranked 4th in the Indians minor league system in SO.

- 🔥 Fanned 75 batters in 66.1 IP for the Captains, including a career-high 10 SO in a 4.0-IP start on 5/22 at Delmarva.

Personal

- 🔥 Full name is Steven Richard Wright.

- 🔥 Signed by Don Lyle (Indians).

- 🔥 Married to Shannon...The couple has a daughter, Ella Grace, and a son, Lucas.

- 🔥 Played baseball at the University of Hawaii for 3 seasons (2004-06)...Selected as Western Athletic Pitcher of the Year after going 11-2 with a 2.30 ERA and 123 SO in 109.2 IP as a junior in 2006...As a junior, earned All-America honors by the National Baseball Foundation, *Baseball America* (2nd team), and Collegiate Baseball (3rd team).

- 🔥 Graduated from Valley View (CA) High School in 2003.

Steven Wright, Continued

In the Community

Steven participated in a USO Tour in December 2015, visiting service members and their families in Italy, Djibouti, Afghanistan, Bahrain, and Germany...Has attended events benefitting the Red Sox Foundation, such as Casino Night and Picnic in the Park...Has also participated in several events in Fort Myers during spring training, including the Children's Hospital of Southwest Florida Golf Classic and the JetBlue Park Open House...During spring training in 2016, provided a pitching lesson to a fan as part of an auction experience...During the 2016 regular season, participated in 2 Red Sox Destinations events at Fenway Park, as well as a Kid Nation press conference, On-Field Photo Day, and a player/fan photo session...Also met with Jimmy Fund patients before a home game in August...Attended the Red Sox Hall of Fame Gala in May 2016...Interacted with fans at Red Sox Winter Weekend in January 2015...Also in 2015, attended a BoSox Luncheon, participated in the Ice Bucket Challenge, met with Jimmy Fund patients in Fort Myers and at Fenway Park, and greeted fans at the gates and posed for pictures at a selfie station before a home game...Participated in the Red Sox Holiday Caravan in 2014, visiting the Jimmy Fund, Boston Children's Hospital, Beth Israel Deaconess Medical Center, The BASE, Shriners Hospital, Mass General Hospital for Children, and Spaulding Rehab...Also attended Christmas at Fenway and read to children at the Teddy Bear Tea in 2014...Participated in the Play Campaign at Fenway Park...Took part in local community outreach with the 2013 Red Sox Rookie Development Program, including visiting the Jimmy Fund and Boston Children's Hospital...Also visited the hospital to spend time with victims of the Boston Marathon bombings.

Steven Wright's Career Record

YEAR	CLUB	W-L	ERA	G	GS	CG	SHO	SV	IP	H	R	ER	HR	HB	BB	SO	WP	BK
2007	Lake County	4-7	4.61	14	14	0	0	0	66.1	61	37	34	9	5	15	75	2	2
	Kinston	3-2	7.13	13	13	0	0	0	48.0	64	47	38	3	3	22	39	2	0
2008	Kinston	2-4	2.99	14	14	1	1	0	72.1	59	30	24	6	6	17	61	1	0
	Akron	4-3	4.30	14	14	0	0	0	75.1	80	38	36	14	8	17	58	1	0
2009	Columbus	0-0	4.76	2	1	0	0	0	5.2	5	3	3	0	1	0	4	0	0
	Akron	10-0	2.32	36	5	0	0	2	81.1	72	24	21	1	2	20	64	0	0
2010	Columbus	0-1	7.59	9	0	0	0	0	10.2	13	9	9	2	0	5	10	0	0
	Akron	2-2	4.31	39	2	0	0	5	64.2	73	33	31	4	3	21	48	2	1
2011	Lake County	1-2	3.13	9	9	0	0	0	46.0	48	30	16	3	3	24	33	5	0
	Columbus	0-0	6.75	1	0	0	0	0	2.2	5	2	2	0	0	0	2	1	0
	Akron	2-4	5.98	8	7	0	0	0	46.2	47	32	31	8	5	28	35	14	0
	Kinston	1-2	4.46	7	4	0	0	0	38.1	47	28	19	7	1	16	27	7	0
2012	Akron	9-6	2.49	20	20	1	1	0	115.2	86	44	32	8	5	62	101	9	0
	Portland	1-0	1.50	1	1	0	0	0	6.0	5	1	0	1	0	2	2	0	0
2013	Pawtucket	0-1	3.15	4	4	0	0	0	20.0	19	10	7	1	2	5	16	1	0
	BOSTON	2-0	5.40	24	24	3	3	0	13.1	12	8	8	0	1	9	10	2	0
2014	Pawtucket	8-7	3.46	24	24	3	3	0	135.1	130	64	52	10	4	65	99	14	0
	Portland	1-0	3.60	1	1	0	0	0	5.0	5	3	2	1	0	1	4	0	0
2015	Pawtucket	5-5	3.41	15	15	1	0	0	95.0	86	43	36	9	1	22	68	5	0
	BOSTON	0-1	2.57	6	1	0	0	0	21.0	21	8	6	2	0	4	22	1	0
2016	BOSTON	5-4	4.09	16	9	0	0	0	72.2	67	38	33	12	1	27	52	0	2
	Pawtucket	2-5	3.81	8	8	1	0	0	52.0	55	31	22	2	2	15	42	5	0
2016	BOSTON	13-6	3.33	24	24	4	1	0	156.2	138	74	58	12	8	57	127	10	0
	Major League Totals	20-11	3.58	50	35	7	1	0	263.2	238	128	105	26	10	97	211	15	0
Minor League Totals		55-51	3.79	239	156	7	5	7	987.0	960	509	416	88	52	357	788	69	3

- 2003 Selected by the San Diego Padres in the 26th round of the June Draft (did not sign)
- 2006 Signed by the Cleveland Indians as a second-round selection in the June Draft
- 2012 Acquired by the Boston Red Sox in exchange for 1B/OF Lars Anderson, 7/31
- 2014 On disabled list recovering from sports hernia surgery, 3/21-6/3
- 2015 On disabled list with a concussion, 8/14 through remainder of season
- 2016 On disabled list with a right shoulder strain, 8/8-25

All-Star Game Record

YEAR	CLUB	W-L	ERA	G	GS	CG	SHO	SV	IP	H	R	ER	HR	HB	BB	SO	WP	BK
2016	AL at SD																	

Selected--Did Not Pitch

Career Fielding Record

YEAR	CLUB	POS	PCT.	G	GS	P	A	E	TC	DP
2013	BOSTON	P	1.000	4	1	0	1	0	1	0
2014	BOSTON	P	1.000	6	1	2	4	0	6	1
2015	BOSTON	P	.941	16	9	4	12	1	17	1
2016	BOSTON	P	.923	24	24	8	28	3	39	5
Career Totals		P	.937	50	35	14	45	4	63	7

Career Batting Totals

	AVG	G	AB	R	H	2B	3B	HR	RBI	SH	SF	HB	BB	SO	SB	CS	E
Major League Totals	.000	51	5	0	0	0	0	0	0	1	0	0	0	3	0	0	4

Career Single-Game Highs

- INNINGS PITCHED 9.0, 4 times, last 8/5/16 at LAD (start); 5.2, 2 times, last 5/12/15 at OAK (relief)
- LOW-HIT COMPLETE GAME 3, 2 times, last 8/5/16 at LAD
- STRIKEOUTS 9, 3 times, last 8/5/16 at LAD (start); 6, 2 times, last 9/20/14 at BAL (relief)
- HITS ALLOWED 10, 7/31/16 at LAA (start); 6, 3 times, last 5/12/15 at OAK (relief)
- RUNS ALLOWED 8, 2 times, last 7/26/16 vs. DET (start); 5, 4/23/13 vs. OAK (relief)
- WALKS ALLOWED 5, 4 times, last 6/4/16 vs. TOR (start); 4, 4/23/13 vs. OAK (relief)
- HOME RUNS ALLOWED 2, 4 times, last 8/31/16 vs. TB (start); 1, 5 times, last 6/14/15 vs. TOR (relief)
- WINNING STREAK 5, 2 times, last 7/1-8/5/16
- EJECTIONS None
- SCORELESS INNINGS STREAK 12.0, 7/30-8/5/15

30 CHRIS YOUNG OF

Bats: Right • **Throws:** Right • **Height:** 6-2 • **Weight:** 195

Opening Day Age: 33 • **MLB Service:** 10 years, 39 days

Born: 9/5/1983 in Houston, TX

Resides: Houston, TX

Acquired: Signed as a free agent on 12/2/2015

Contract Status: Signed through 2017



Career Highlights

- Entering his 2nd season in the Red Sox organization...Signed a 2-year contract with BOS in December 2015.
- In his last 2 seasons (2015-16), has hit .327 (74-for-226) with a .401 OBP, .580 SLG, and .980 OPS vs. LHP...In that time, ranks 6th in the majors in OPS vs. LHP, as well as 5th in SLG and 8th in AVG (min. 200 AB vs. LHP)...In his career, has a .267/.365/.481 batting line against LHP (338-for-1,265, 93 2B, 5 3B, 56 HR).
- Has made 898 starts in CF, 165 in LF, and 50 in RF, totaling only 28 errors in 2,847 career chances (.990)...In his first 7 ML seasons (2006-12), played no defensive position other than CF.
- Enters the 2017 season with an errorless streak of 171 games (111 starts), playing 1,076.2 innings and totaling 237 chances in that span (last error: 5/11/15 with NYY at TB).
- Of his 1,033 hits, 473 (45.8%) have gone for extra bases (274 2B, 21 3B, 178 HR)...It marks the 4th-highest such percentage among all active players (min. 500 H), trailing Giancarlo Stanton (49.0), Chris Davis (47.1), and Ryan Howard (46.1).
- Has appeared in the postseason 4 times (2007 & 2011 with ARI, 2015 with NYY, 2016 with BOS), combining to hit .304 (14-for-46) with a .448 OBP and a .674 SLG...Holds the ARI franchise record for HR in a postseason series (3 in 2011 NLDS)...Is the only player in D-Backs history with a multi-homer postseason game (2011 NLDS Game 4 at MIL).
- In 2014, became the 2nd player ever to homer for the Mets & Yankees in the same season (also Dave Kingman, 1977).
- Was an All-Star for the Diamondbacks in 2010, when he hit 27 HR with a career-high 91 RBI and 28 SB...Hit a career-best 32 HR as a rookie in 2007...Had 30 HR and 25 SB through his 134th game of the 2007 season (on 9/12), becoming the fastest rookie in ML history to reach those marks in a single season.

2016: Posted a .276/.352/.498 batting line in his 1st season with BOS...Missed 51 games on the DL.

- Posted a .329/.410/.589/.999 batting line vs. LHP (24-for-73, 10 2B, 3 HR) but hit 6 of his 9 HR against RHP.
- Hit .407 with a 1.393 OPS in 10 Interleague games (11-for-27, 5 2B, 3 HR).
- Combined to hit .391 and slug .717 in the 8th and 9th innings (18-for-46, 6 2B, 3 HR).
- Made his BOS debut on 4/6 at CLE as a pinch-hitter in the 6th inning, doubling in his only at-bat and scoring the run that tied the game at 5-5.
- Went 6-for-34 (.176) through 5/9, but hit .296 with a .903 OPS for the rest of the season (50-for-169, 13 2B, 9 HR).
- Had 2 HR and a double on 6/1 at BAL, his 13th career multi-homer game and 1st since 6/24/14 with NYM vs. OAK...Recorded 10+ total bases for the 5th time in his career (last: 10 on 6/13/10 with ARI vs. STL).
- On 6/5 vs. TOR, broke up Marco Estrada's no-hit bid with an 8th-inning HR...Singled the following inning, marking the 1,000th hit of his career.
- Hit 5 HR in a 9-game span from 6/1-12, homering in 4 consecutive series (2 at BAL, 1 vs. TOR, 1 at SF, 1 at MIN).
- Placed on the 15-day DL with a right hamstring strain on 6/24...Appeared in 7 rehab games with Triple-A Pawtucket from 8/11-20...Activated from the DL on 8/22 and posted a .274/.376/.479 batting line for the remainder of the season (20-for-73, 6 2B, 3 HR).
- Hit 3 HR in a 5-game span in September: 9/5 at SD, 9/6 at SD, 9/12 vs. BAL...Went 4-for-4 with 3 runs, 2 2B, and a HR on 9/12 vs. BAL.

POSTSEASON: Made his lone postseason appearance in Game 3 of the ALDS (0-for-1, BB)...Pinch-hit for Andrew Benintendi in the 7th inning and remained in the game in LF.

% OF HITS AS XBH, ACTIVE PLAYERS

Player	XBH	Hits	Pct.
Giancarlo Stanton	388	792	49.0
Chris Davis	434	922	47.1
Ryan Howard	680	1,475	46.1
Chris Young	473	1,033	45.8
Jose Bautista	592	1,311	45.2

Min. 500 career hits

CHRIS YOUNG VS. LHP, 2015-16

Stat	MLB Rank
.327 AVG	8th
.401 OBP	14th
.580 SLG	5th
.980 OPS	6th

Min. 200 AB vs. LHP

Chris Young

Chris Young, Continued

2015: Helped NYY reach the postseason in his 1st full season with the club, appearing in 140 games.

- Among qualified AL batters, ranked 6th against LHP in SLG (.575) and 9th in AVG (.327, 50-for-153) and OBP (.397)...His .972 OPS against LHP ranked 10th in the majors and was his highest single-season mark since 2006.
- Became the 1st Yankee to hit in every spot in the starting lineup in a single season since Ken Griffey in 1983.
- Was 1 of only 2 Yankees (also Mark Teixeira) and 17 major leaguers with at least 2 grand slams in 2015.
- Became only the 5th Yankee since 1914 to record multiple games in a season with at least 4 runs, 3 hits, and 3 RBI (7/28 at TEX and 8/4 vs. BOS)...The other Yankees to accomplish the feat were Alex Rodriguez (2007), Tino Martinez (1997), Lou Gehrig (1929, 1933, 1934), and Babe Ruth (1926).
- Recorded 4 assists and a .994 fielding percentage (1 E/171 TC) while making 46 starts in LF, 22 in RF, and 9 in CF.
- On 7/28 at TEX, tied a career high with 4 runs scored (also matched on 8/4 vs. BOS) and 5 RBI...It marked the 1st game by a Yankee with at least 4 runs and 5 RBI since Curtis Granderson on 8/25/11 vs. OAK.

POSTSEASON: Started in LF in the Yankees' 3-0 loss to HOU in the AL Wild Card Game (0-for-2, BB).

2014: Combined with the Mets and Yankees to hit .222 (72-for-325) in 111 games.

- Began the season with the Mets...Was on the 15-day DL from 4/3-17 with a right quad strain...Appeared in 3 rehab games with Triple-A Las Vegas (8-for-12, 7 R, 2 2B, 2 HR, 5 RBI)...Reinstated on 4/18.
- Each of his 3 hits against his former club, OAK, was a HR (2 on 6/24 and 1 on 6/25).
- Designated for assignment on 8/9 and released by the Mets on 8/15.
- Signed by the Yankees as a minor league free agent on 8/28...Played in 4 games with Triple-A Scranton/Wilkes-Barre before being selected to the ML roster on 9/2...Made NYY debut that night vs. BOS as a PH (0-for-1).
- Homered in a career-high-tying 3 consecutive games from 9/10-12 (G1).
- Hit his 1st HR as a Yankee and went 3-for-4 in a 9/10 win vs. TB...According to Elias, became only the 2nd player ever to homer for both the Mets and Yankees in the same season, joining Dave Kingman (9 HR with NYM and 4 HR with NYY in 1977)...Was his 1st HR since 7/12 with NYM vs. MIA.
- Hit a walk-off, 3-run HR in the 9th inning on 9/11 vs. TB...Also recorded the Yankees' 1st hit of that game, a 1-out double in the 8th inning...According to Elias, became the 1st Yankee to break up a no-hitter in the 8th inning or later and then produce a game-ending RBI since Horace Clarke on 6/4/70 vs. KC.

2013: Made his AL debut, appearing in 107 games with OAK.

- On 4/3 vs. SEA, became the 20th player in OAK history to hit a HR in his 1st game with the club...Also homered in his 4th game on 4/7 at HOU...Hit 2 HR on 4/24 at BOS, a 3-run shot in the 4th and a solo homer in the 8th.
- Started in LF on 4/4 vs. SEA, his 1st appearance at a position other than CF since playing in 1 game in LF for Double-A Birmingham in 2005...Made his RF professional debut on 4/9 at LAA.
- Placed on the 15-day DL on 5/4 (retro to 4/30) with a strained left quad...Reinstated on 5/18.

2012: Limited to 101 games due to a month-long DL stint in his final season with ARI.

- Reached base in each of his first 11 games prior to going on the DL, posting a .410/.500/.897 line from 4/6-17 (16-for-39, 4 2B, 5 HR, 13 RBI, 6 BB)...Placed on the 15-day DL with a right shoulder contusion from 4/18-5/17.
- Returned from the DL on 5/18 and posted a .206/.284/.371 line for the remainder of the season (90 G, 59-for-286).
- Hit 6 HR in a 20-game span from 6/27-7/24...Batted .267 (40-for-150) with a .480 SLG in his final 51 games.

2011: Played in 156 games and helped ARI reach the postseason, leading the club in BB (80) and SB (22) and ranking among leaders in runs (2nd, 89), 2B (2nd, 38), HR (2nd, 20), and RBI (3rd, 71).

- Finished 2nd in Rawlings Gold Glove Award voting as a CF.
- Joined BOS' Dustin Pedroia as the only major leaguers with at least 20 HR, 20 SB, 35 2B, and 80 BB on the year.
- Hit 7 HR in April...Scored at least 1 run in 8 straight games from 4/5-13...Batted .300 (30-for-100) with a .386 OBP in 27 games in June...Hit .346 (18-for-52) with a .500 OBP in his final 17 regular season games beginning 9/9.

POSTSEASON: Batted .389 (7-for-18) with 3 HR, 2B, 4 RBI in 5 NLDS games vs. MIL...The 3 HR are an ARI post-season record for a single playoff series...Hit 2 HR in Game 4 at Chase Field; is the only player in franchise history with multiple HR in a postseason game.

2010: Named an All-Star for the 1st time...Led ARI in games (156), runs (94), and SB (28), also ranking among club leaders in hits (3rd, 150), 2B (T-3rd, 33), HR (2nd, 27), RBI (2nd, 91), and BB (3rd, 74).

- Joined COL's Carlos Gonzalez as the only players in the majors with at least 25 2B, 25 HR, and 25 SB on the year...Was his 2nd time reaching those marks in a single season (also 2007)...The only other player in ARI franchise history to reach those figures is Eric Byrnes in 2006 (37 2B, 26 HR, 25 SB).
- Led NL outfielders with 6 DP, tied with BAL's Adam Jones for the ML lead...Had a career-best 10 assists.
- Was 1 of 7 players with as many as three 5+ RBI games in 2010, and 1 of only 6 with at least six 4+ RBI games.
- Was part of the NL team that won its 1st All-Star Game since 1996, going 0-for-2 as a defensive replacement in a 3-1 win over the AL on 7/13 at Angel Stadium.
- Reached base safely in a career-best 21 consecutive games from 7/21-8/12.
- Hit both a leadoff HR (off Clayton Richard) and a walk-off HR (off Luke Gregerson) on 8/7 vs. SD, becoming the 1st player in ARI franchise history to accomplish the feat.

2009: Ranked 4th among National League CF in fielding percentage, posting a .993 mark (2 E, 292 TC) for the 2nd consecutive season...Hit .262 (28-for-107) with a .406 OBP and .514 SLG against LHP.

☛ Reached base in 9 of 10 PA during a 2-game stretch at KC from 6/17-18 (5-for-6, 4 BB, 5 R, 2 2B, 3B).

☛ Optioned to Triple-A Reno on 8/10 and recalled on 8/29...In 13 games with the Aces, batted .370 (20-for-54, 3 HR).

☛ Became the 1st player in ML history to hit 3 HR in a game while owning a sub-.200 AVG (min. 300 AB), going 3-for-3 with 2 BB and 3 solo HR on 9/6 at COL after entering the game with a .191 AVG...Tied the ARI franchise record for HR in a game (8th time).

☛ In his final 26 games beginning 9/4, hit .297 (30-for-101) with a .377 OBP and .584 SLG (5 2B, 8 HR).

2008: Led ARI in games (160) and steals (14) and ranked 2nd in 2B (42), 3B (7), HR (22), XBH (71), RBI (85), game-winning RBI (11), and BB (62).

☛ Hit 16 of his 22 HR against RHP, but posted a .285 AVG/.361 OBP/.525 SLG line vs. LHP (45-for-158, 18 2B, 6 HR).

☛ Homered on Opening Day at CIN and had 4 HR within his first 7 games...Homered in 3 straight games from 5/7-9.

☛ Scored 7 runs in a 3-game series vs. COL from 5/13-15...Tied the ARI franchise record for runs scored in a 3-game series (6th time; since broken by Paul Goldschmidt, 8 runs from 8/15-17/16 vs. NYM).

☛ Hit his 1st career grand slam on 8/16 at HOU off Brandon Backe.

2007: In his 1st full ML season, set single-season rookie records for ARI in HR (32), runs (85), and steals (27)...Finished 4th in NL Rookie of the Year voting.

☛ Ranked among ML rookie leaders in HR (2nd), XBH (2nd, 64), SLG (2nd, .467), SB (T-2nd), runs (4th), BB (5th, 43), RBI (6th, 68), and hits (7th, 135).

☛ Led ARI in HR and ranked among club leaders in runs (2nd), hits (3rd), 2B (T-2nd, 29), RBI (2nd), and SB (2nd).

☛ Was 1 of only 6 major leaguers with as many as 5 multi-HR games...Only Alex Rodriguez had more (8).

☛ Hit a pair of 10th-inning, walk-off HR within 14 days of each other (6/5 vs. SF and 6/19 vs. TB).

☛ Hit 9 leadoff HR, including 3 in July and 4 in August.

☛ Led the majors with 9 HR in a 12-game span from 8/14-26, recording 3 multi-HR games in that time...No other player had more than 6 HR during that stretch.

☛ Had 30 HR and 25 SB through his 134th game of the season (on 9/12), becoming the fastest rookie in ML history to reach those marks in a single season.

POSTSEASON: Made his postseason debut, combining to hit .280 (7-for-25) with 2 HR and a .455 OBP and .560 SLG in 7 games...Reached base at least twice in 6 of his 7 games, and at least once in all 7...Homered in ARI's Game 2 and Game 3 victories against CHC.

2006: Made his ML debut, batting .243 (17-for-70) with 2 HR in 30 games with ARI in his 1st season with the Diamondbacks organization...Named a *Baseball America* Triple-A All-Star after spending a majority of the season with Tucson.

☛ Selected to the ML roster on 8/18 and made his debut that night at SD, going 1-for-3 with a run as the starting CF...Recorded his 1st ML hit off Woody Williams in the 8th inning (single).

☛ Hit his 1st major league HR on 8/23 at SF off Jason Schmidt.

☛ Hit .409 (9-for-22) in his first 9 ML games...Went 3-for-5 with 2 2B and 5 RBI on 9/2 at WSH (G1).

☛ Hit at least 20 HR and 30 2B while slugging above .500 in the minors for the 3rd consecutive season.

☛ Hit grand slams on 7/9 vs. Las Vegas and 7/23 at Salt Lake.

☛ Following the season, ranked by *Baseball America* as the No. 12 prospect in baseball...Also rated the best defensive OF and 2nd-best prospect in the Diamondbacks organization.

2005: Spent the entire season with Double-A Birmingham and led the Southern League in HR (tied, 26), 2B (41), XBH (70), runs (100), and total bases (254) in his final season in the White Sox system.

☛ Had a 16-game hit streak from 4/26-5/12...Homered in 3 straight games from 6/24-26 (2 HR on 6/26 at Carolina).

☛ Played in the All-Star Futures Game on 7/10 at Comerica Park (1-for-2, BB).

☛ Following the season, named a *Baseball America* Minor League and Double-A All-Star...Ranked the No. 23 prospect in baseball...Also rated the Southern League's best defensive OF.

☛ Traded to ARI with RHPs Orlando Hernandez and Luis Vizcaino in exchange for RHP Javier Vazquez on 12/20.

2004: Spent the entire season with Single-A Kannapolis, hitting .262 (122-for-465) with 83 R, 31 2B, 24 HR, 56 RBI, and 31 SB in 135 games.

☛ Following the season, ranked by *Baseball America* as the No. 7 prospect in the White Sox organization and the No. 15 prospect in the South Atlantic League...Also rated fastest base runner and best athlete in the Sox system.

2003: Combined with Rookie-level Bristol and Rookie-level Great Falls to hit .276 (75-for-272) with a .339 OBP and .452 SLG in 74 games...Named an Appalachian League All-Star.

☛ Following the season, ranked by *Baseball America* as the No. 2 prospect in the Appalachian League and the No. 9 prospect in the White Sox organization.

2002: Made his professional debut with the Rookie-level Arizona League White Sox...Ranked by *Baseball America* as the No. 13 prospect in the Arizona League.

Chris Young, Continued

Personal

- Full name is Christopher Brandon Young.
- Signed by Joe Butler and Paul Provas (White Sox).
- Graduated from Bellaire (TX) High School...Participated in MLB's RBI program while growing up in the Houston area.
- Hosted and narrated MLB's primetime special "Hitting Home with RBI," which aired on ESPN 2 in September 2010...Was a studio analyst for MLB Network during the 2010 postseason.

In the Community

Chris attended Red Sox Winter Weekend in January 2017, signing autographs, taking pictures with fans, and participating in a game show with teammates and coaches...During spring training in 2016, played in the Children's Hospital of Southwest Florida Golf Classic, took part in the Fort Myers "Days of Service" event, met with Jimmy Fund Patients at JetBlue Park, and attended the Red Sox Foundation's Casino Night...Also interacted with fans during On-Field Photo Day at Fenway Park in May 2016...Prior to joining the Red Sox, attended the TECHminds Charity Golf Classic in December 2015 in Scottsdale, Arizona, benefitting the Phoenix Children's Hospital and the G1ve a Buck Fund...In 2014, met with students from the Nike Alternative High School Program and helped plant a garden as part of a Hurricane Sandy restoration effort...Throughout the 2012 campaign, hosted members of the Boys and Girls Club of Metro Phoenix for games at Chase Field...Also in 2012, showed social media support for Strike Out Sarcoma and passed out wristbands to the Diamondbacks team to raise awareness and support for Ewing's Sarcoma research.

Chris Young's Career Record

YEAR	CLUB	AVG	G	AB	R	H	2B	3B	HR	RBI	SH	SF	HB	BB	SO	SB	CS	E
2002	AZL White Sox	.217	55	184	26	40	13	1	5	17	2	0	5	19	54	7	8	3
2003	Bristol	.290	64	238	47	69	18	3	7	28	3	4	4	23	40	21	7	1
	Great Falls	.176	10	34	5	6	3	0	0	0	0	0	0	1	10	0	0	0
2004	Kannapolis	.262	135	465	83	122	31	5	24	56	6	3	11	66	145	31	9	11
2005	Birmingham	.277	126	466	100	129	41	3	26	77	7	3	7	70	129	32	6	3
2006	Tucson	.276	100	402	78	111	32	4	21	77	1	5	6	52	71	17	5	5
	ARIZONA	.243	30	70	10	17	4	0	2	10	0	1	1	6	12	2	1	0
2007	ARIZONA	.237	148	569	85	135	29	3	32	68	1	5	6	43	141	27	6	6
2008	ARIZONA	.248	160	625	85	155	42	7	22	85	6	5	1	62	165	14	5	3
2009	ARIZONA	.212	134	433	54	92	28	4	15	42	3	2	4	59	133	11	4	2
	Reno	.370	13	54	17	20	5	1	3	9	0	0	0	9	13	2	2	0
2010	ARIZONA	.257	156	584	94	150	33	0	27	91	1	3	2	74	145	28	7	7
2011	ARIZONA	.236	156	567	89	134	38	3	20	71	1	7	4	80	139	22	9	3
2012	ARIZONA	.231	101	325	36	75	24	0	14	41	0	0	2	36	79	8	3	2
	Visalia	.308	3	13	3	4	3	0	1	7	0	0	0	0	4	0	0	0
	Reno	.000	1	2	0	0	0	0	0	1	0	0	0	0	1	0	0	0
2013	OAKLAND	.200	107	335	46	67	18	3	12	40	0	2	2	36	93	10	3	2
	Sacramento	1.000	1	1	1	1	0	0	0	0	0	0	0	2	0	1	0	0
2014	NEW YORK-NL	.205	88	254	31	52	12	0	8	28	1	3	4	25	54	7	3	1
	Las Vegas	.667	3	12	7	8	2	0	2	5	0	0	0	2	2	1	0	0
	Scranton/WB	.200	4	15	1	3	0	0	1	2	0	0	0	1	6	0	0	0
	NEW YORK-AL	.282	23	71	9	20	8	0	3	10	0	0	1	7	16	1	0	1
2015	NEW YORK-AL	.252	140	318	53	80	20	1	14	42	3	2	3	30	73	3	1	1
2016	BOSTON	.276	76	203	29	56	18	0	9	24	0	0	3	21	50	4	2	0
Major League Totals		.237	1319	4354	621	1033	274	21	178	552	16	30	33	479	1100	137	44	28
Minor League Totals		.271	522	1909	370	518	150	17	90	281	19	15	34	246	482	112	37	23
Red Sox Totals		.276	76	203	29	56	18	0	9	24	0	0	3	21	50	4	2	0

- 2001 Signed by the Chicago White Sox as a 16th-round selection in the June Draft
- 2005 Acquired by the Arizona Diamondbacks with RHPs Orlando Hernandez and Luis Vizcaino in exchange for RHP Javier Vazquez, 12/20
- 2010 On disabled list with a right shoulder contusion, 4/18-5/17
- 2012 Acquired by the Oakland Athletics with cash considerations in a 3-team trade on 10/20...Oakland sent minor league INF Yordy Cabrera to Miami and INF Cliff Pennington to Arizona...Miami sent RHP Heath Bell to Arizona.
- 2013 On disabled list with a strained left quad, 4/30-5/17
- 2013 Signed by the New York Mets as a free agent, 11/26
- 2014 On disabled list with a right quad strain, 4/3-17
- 2014 Signed by the New York Yankees as a minor league free agent, 8/27
- 2015 Signed by the Boston Red Sox as a free agent, 12/2
- 2016 On disabled list with a right hamstring strain, 6/24-8/21

Additional Batting Statistics

YEAR	CLUB	OBP	SLG	OPS	TB	GDP
2006	ARIZONA	.308	.386	.693	27	0
2007	ARIZONA	.295	.467	.763	266	5
2008	ARIZONA	.315	.443	.758	277	10
2009	ARIZONA	.311	.400	.711	173	3
2010	ARIZONA	.341	.452	.793	264	10
2011	ARIZONA	.331	.420	.751	238	3
2012	ARIZONA	.311	.434	.745	141	4
2013	OAKLAND	.280	.379	.659	127	7
2014	NEW YORK-NL	.283	.346	.630	88	3
	NEW YORK-AL	.354	.521	.876	37	0
2015	NEW YORK-AL	.320	.453	.773	144	6
2016	BOSTON	.352	.498	.850	101	4
Major League Totals		.316	.432	.748	1883	55

Postseason Record

AVG	G	AB	R	H	2B	3B	HR	RBI	SH	SF	HB	BB	SO	SB	CS	E
.304	14	46	9	14	2	0	5	9	0	0	1	11	19	3	2	0

Wild Card Record

YEAR	CLUB	AVG	G	AB	R	H	2B	3B	HR	RBI	SH	SF	HB	BB	SO	SB	CS	E
2015	NY Yankees vs. Houston Astros	.000	1	2	0	0	0	0	0	0	0	0	0	1	1	0	0	0

Division Series Record

YEAR	CLUB	AVG	G	AB	R	H	2B	3B	HR	RBI	SH	SF	HB	BB	SO	SB	CS	E
2007	ARI vs. CHC	.273	3	11	3	3	0	0	2	4	0	0	0	3	8	1	0	0
2011	ARI vs. MIL	.389	5	18	5	7	1	0	3	4	0	0	0	2	5	2	0	0
2016	BOS vs. CLE	.000	1	1	0	0	0	0	0	0	0	0	0	1	0	0	0	0
Division Series Totals		.333	9	30	8	10	1	0	5	8	0	0	0	6	13	3	0	0

League Championship Series Record

YEAR	CLUB	AVG	G	AB	R	H	2B	3B	HR	RBI	SH	SF	HB	BB	SO	SB	CS	E
2007	ARI vs. COL	.286	4	14	1	4	1	0	0	1	0	0	1	4	5	0	2	0

All-Star Game Record

YEAR	CLUB	AVG	G	AB	R	H	2B	3B	HR	RBI	SH	SF	HB	BB	SO	SB	CS	E
2010	NL at LAA	.000	1	2	0	0	0	0	0	0	0	0	0	0	1	0	0	0

Career Fielding Record

YEAR	CLUB	POS	PCT.	G	GS	PO	A	E	TC	DP
2006	ARIZONA	OF	1.000	24	15	50	1	0	51	0
2007	ARIZONA	OF	.984	146	144	354	6	6	366	2
2008	ARIZONA	OF	.993	159	157	393	5	3	401	2
2009	ARIZONA	OF	.993	124	117	287	3	2	292	1
2010	ARIZONA	OF	.984	156	153	418	10	7	435	6
2011	ARIZONA	OF	.993	155	155	394	4	3	401	2
2012	ARIZONA	OF	.990	87	84	201	4	2	207	1
2013	OAKLAND	OF	.992	96	78	240	2	2	244	0
2014	NEW YORK-NL	OF	.993	78	63	133	5	1	139	3
	NEW YORK-AL	OF	.973	19	17	35	1	1	37	0
2015	NEW YORK-AL	OF	.994	129	77	166	4	1	171	0
2016	BOSTON	OF	1.000	69	53	103	0	0	103	0
Career Totals		OF	.990	1242	1113	2774	45	28	2847	17

Career Single-Game Highs

HITS	4, 4 times, last 9/12/16 vs. BAL
DOUBLES	3, 7/23/08 vs. CHC
HOME RUNS	3, 9/6/09 at COL
RBI	5, 5 times, last 7/28/15 at TEX
RUNS SCORED	4, 5 times, last 8/4/15 vs. BOS
WALKS	3, 5 times, last 9/17/11 at SD
STRIKEOUTS	4, 6 times, last 6/14/14 for NYM vs. SD
STOLEN BASES	3, 6/5/10 vs. COL
HITTING STREAK	10, 6/18-27/15
EJECTIONS (1)	8/8/12 at PIT (HP, L. Vanover)

Home Run Notes

MULTI-HOME RUN GAMES (13)

3-HOME RUN GAMES (1)

9/6/09 at COL

2-HOME RUN GAMES (12)

4/30/07 at LAD; 5/11/07 at HOU; 8/14/07 at FLA; 8/17/07 at ATL; 8/26/07 vs. CHC; 4/5/08 at COL; 6/13/10 vs. STL; 8/7/10 vs. SD; 4/27/11 vs. PHI; 4/24/13 at BOS; 6/24/14 for NYM vs. OAK; 6/1/16 at BAL

LEADOFF HOME RUNS (14)

4/30/07 at LAD off Randy Wolf; 7/16/07 at MIL off Dave Bush; 7/25/07 vs. FLA off Scott Olsen; 7/28/07 vs. ATL off John Smoltz; 8/14/07 at FLA off Dontrelle Willis; 8/16/07 at FLA off Daniel Barone; 8/22/07 vs. MIL off Jeff Suppan; 8/26/07 vs. CHC off Jason Marquis; 9/22/07 vs. LAD off David Wells; 4/5/08 at COL off Jeff Francis; 5/25/08 at ATL off Tom Glavine; 7/21/10 vs. NYM off Jon Niese; 8/7/10 vs. SD off Clayton Richard; 8/12/13 at TOR off J.A. Happ

GRAND SLAMS (4)

8/16/08 at HOU off Brandon Backe; 4/9/10 vs. PIT off Charlie Morton; 4/18/15 at TB off Grant Balfour; 7/28/15 at TEX off Wandy Rodriguez

PINCH-HIT HOME RUNS (3)

6/27/12 at ATL off Jonny Venters; 7/12/14 for NYM vs. MIA off Bryan Morris; 9/5/16 at SD off Brad Hand

EXTRA-INNING HOME RUNS (5)

6/5/07 vs. SF off Kevin Correia (10th); 6/19/07 vs. TB off Alberto Reyes (10th); 8/11/11 vs. HOU off Sergio Escalona (10th); 4/10/12 at SD off Micah Owings (11th); 9/12/14 for NY Yankees at BAL off Brad Brach (G1) (11th)

GAME-ENDING HOME RUNS (6)

6/5/07 vs. SF off Kevin Correia (10th); 6/19/07 vs. TB off Alberto Reyes (10th); 6/13/10 vs. STL off Kyle McClellan; 8/7/10 vs. SD off Luke Gregerson; 8/11/11 vs. HOU off Sergio Escalona (10th); 9/11/14 for NY Yankees vs. TB off Jake McGee

INSIDE-THE-PARK HOME RUNS (0)

78 LUIS YSLA

LHP



Bats: Left • **Throws:** Left • **Height:** 6-0 • **Weight:** 236
Opening Day Age: 24 • **MLB Service:** None
Born: April 27, 1992 in Carabobo, VZ
Resides: Estado Carabobo, Venezuela
Acquired: From the San Francisco Giants in exchange for OF Alejandro De Aza, 8/31/2015
Contract Status: Signed through 2017

Career Highlights

- Entering his 5th professional season, his 1st in ML Spring Training camp...Added to BOS' 40-man roster on 11/18/16.
 - Participated in the Red Sox Rookie Development Program in January 2017.
 - Enters the 2017 season ranked by *Baseball America* as the Red Sox' No. 22 prospect.
 - Has averaged 9.5 SO/9.0 IP over 4 minor league seasons with SF (2013-15) and BOS (2015-16).
 - Was a 2013 postseason All-Star with the AZL Giants and a 2014 mid- and postseason All-Star with Single-A Augusta.
- 2016: Spent the majority of the year with Double-A Portland, his 1st full season in the Red Sox organization....Also made 1 relief appearance for Triple-A Pawtucket.**

- Appeared in a career-high 40 games between the 2 clubs, not making a start for the 1st time in his career.
- Made 39 relief appearances for Portland, 2nd-most on the club, and held the opponent scoreless 25 times.
- Over 16 games in June and July, had a 2.96 ERA (8 ER/24.1 IP) and held opponents to a .193 AVG (17-for-88).
- Recorded a season-high 5 SO over 2.2 IP on 6/8 vs. Bowie.
- Tossed a season-high 3.0 innings twice (5/15 vs. Binghamton and 7/9 at Hudson Valley).
- Transferred to Pawtucket on 9/2 and pitched on 9/4 vs. Buffalo (1.0 IP, H, 2 SO)
- Following the season, posted a 1.93 ERA and held opponents to a .071 AVG in 14 appearances with Margarita of the Venezuelan Winter League (9.1 IP, 2 H, 2 ER, 4 BB, 7 SO)...Allowed only 1 XBH (2B)...LHH were 0-for-8 against him, while RHH went 2-for-20 (.100).

2015: Spent the majority of the year with High-A San Jose...With the Giants, was 2-1 with a 4.50 ERA (24 ER/48.0 IP) in 24 relief appearances, and 1-5 with an 8.81 ERA (31 ER/31.2 IP) in 9 starts.

- Recorded 8 SO in 4.0 scoreless innings on 7/8 vs. Bakersfield, 8 SO in 5.0 scoreless and hitless innings on 7/21 vs. Lancaster, and 8 SO in only 3.0 IP on 7/28 at Visalia.
- Traded to BOS in exchange for OF Alejandro De Aza on 8/31.
- Made 2 appearances with High-A Salem, allowing no hits or runs in 5.0 IP.
- Combined with the 2 clubs to average 10.7 SO/9.0 IP.

- Following the season, rated by *Baseball America* as the No. 25 prospect in the Red Sox organization.
- Also made 7 relief appearances for Margarita of the Venezuelan Winter League.

2014: Spent the entire season with Single-A Augusta...Named a South Atlantic League mid- and postseason All-Star...Led the SAL with a 2.45 ERA and ranked 4th in opponent AVG (.231).

- Ranked 3rd among SAL starters with 8.4 SO/9.0 IP...Held LHH to a .201/.296/.266 batting line (28-for-139).
- Allowed 1 ER or fewer in 15 of his 23 starts...Gave up only 1 ER on 2 hits in a season-high 8.0 IP on 5/13 at Hickory (0 BB, 7 SO)...Struck out a season-high 10 batters in 6.0 IP on 6/28 at Lexington.
- Following the season, made 3 relief appearances for Margarita of the Venezuelan Winter League.

2013: Made his professional debut and spent the entire season with the Rookie-level AZL Giants.

- Named an AZL postseason All-Star...Ranked among league leaders in opponent AVG (3rd, .204), WHIP (3rd, 1.00), and ERA (7th, 2.65).
- In his final 5 starts from 8/1 on, was 2-0 with a 0.39 ERA (1 ER/23.0 IP) and a .132 opponent AVG (10-for-76).

Personal

- Full name is Luis Alfredo Ysla (pronounced "EES-lah").
- Married his wife, Jessica Duran, in Jan. 2016.
- Signed by Ciro Villalobos and Edgar Fernandez (Giants).
- Originally signed by SF as an international free agent on 9/11/12.

In the Community

As part of the Red Sox Rookie Development Program in January 2017, Luis helped paint murals at Higginson-Lewis K-8 School and visited with patients at Boston Children's Hospital.

Luis Ysla's Career Record

YEAR	CLUB	W-L	ERA	G	GS	CG	SHO	SV	IP	H	R	ER	HR	HB	BB	SO	WP	BK
2013	AZL Giants	4-0	2.65	12	12	0	0	0	51.0	38	18	15	1	3	13	52	1	0
2014	Augusta	6-7	2.45	24	23	0	0	0	121.1	104	42	33	8	11	45	115	8	3
2015	San Jose	3-6	6.21	33	9	0	0	0	79.2	109	60	55	9	3	41	95	4	2
	Salem	0-0	0.00	2	0	0	0	0	5.0	0	0	0	0	0	2	6	0	0
2016	Portland	2-5	4.07	39	0	0	0	3	55.1	54	28	25	4	2	27	60	1	1
	Pawtucket	0-0	0.00	1	0	0	0	1	1.0	1	0	0	0	0	0	2	0	0
Minor League Totals		15-18	3.68	111	44	0	0	4	313.1	306	148	128	22	19	128	330	14	6

2009 Signed by the San Francisco Giants as an international free agent, 9/11

2015 Acquired by the Boston Red Sox in exchange for OF Alejandro De Aza, 8/31

THE GREAT FENWAY PARK WRITERS SERIES

THE GREAT FENWAY PARK WRITERS SERIES is the only literary series sponsored by a professional sports team. It is a series that unites Red Sox fans with authors of books on baseball, history, religion, society, politics, and poetry.

Now in its 14th year, Writers Series guests have included U.S. Senator Elizabeth Warren; United States Supreme Court Associate Justice Stephen Breyer; former U.S. Senator Bill Bradley; *New York Times* executive editor Bill Keller; writer and feminist leader Gloria Steinem; former UMass President William Bulger; former Maryland Lt. Governor Kathleen Kennedy Townsend; Canada's former Liberal Party Leader Michael Ignatieff; Paul Reid, biographer of Winston Churchill; North Carolina poet Tim Peeler; Curt Smith, speech writer for President George H.W. Bush; *New York Times* military affairs correspondent Michael Gordon; Sally Ride biographer Lynn Sherr; Harvard President Drew Gilpin Faust; Washington Post columnist E.J. Dionne Jr.; MSNBC *Morning Joe Show* co-host Mika Brzezinski; and Claudia Williams, daughter of the immortal Ted.

The list of those who have written books on baseball and sports includes: ESPN's Linda Cohn, Jim Nantz of CBS Sports, Christine Brennan of *USA Today*, *Boys of Summer* author Roger Kahn, Frank Deford of *Sports Illustrated*, former *Boston Globe* columnists Jackie MacMullan, Dan Shaughnessy and Bob Ryan, Ted Williams' biographer Ben Bradlee Jr., and *New York Times* columnists George Vecsey and Dan Barry.

Luncheon and dinner events of The Writers Series are held at Fenway Park, the Residence Inn Boston Back Bay/Fenway, and the Hotel Commonwealth.

For information regarding upcoming events, please visit: www.fenwayparkwriters.org.

Inquiries about the series, may be obtained by email: FenwayParkWriters@gmail.com.

Chairman of The Writers Series is George Mitrovich, president of two leading American public forums, The City Club of San Diego and The Denver Forum; organizations that have presented, with The Writers Series, more than 1,800 programs in the public interest (collectively over 85 years).



2017 Red Sox 40-Man Roster

COACHING STAFF: Manager, John Farrell (53); Bench Coach, Gary DiSarcina (10); First Base Coach, Ruben Amaro Jr. (20); Bullpen Coach, Dana LeVangie (43); Hitting Coach, Chili Davis (44); Pitching Coach, Carl Willis (54); Third Base Coach, Brian Butterfield (55); Assistant Hitting Coach, Victor Rodriguez (57); Assistant Pitching Coach, Brian Bannister (86)

No.	PITCHERS (22)	B	T	Ht.	Wt.	Born	Birthplace	2016 Club	W-L	ERA	G	GS	CG	SV	IP	H	R	ER	BB	SO
58	Abad, Fernando	L	L	6-3	225	12/17/85	La Romana, DR	MINNESOTA	1-4	2.65	39	0	0	1	34.0	27	11	10	14	29
								BOSTON	0-2	6.39	18	0	0	0	12.2	13	9	9	8	12
68	Bames, Matt	R	R	6-4	215	6/17/90	Danbury, CT	BOSTON	4-3	4.05	62	0	0	1	66.2	62	32	30	31	71
29	Elias, Roenis	L	L	5-11	205	8/1/88	Guantanamo, Cuba	Pawtucket (AAA)	10-5	3.60	21	19	1	0	125.0	115	56	50	57	113
								BOSTON	0-1	12.91	3	1	0	0	7.2	15	11	11	5	3
37	Hembree, Heath	R	R	6-4	220	1/13/89	Spartanburg, SC	Pawtucket (AAA)	0-0	0.68	13	0	0	8	13.1	6	1	1	3	22
								BOSTON	4-1	2.65	38	0	0	0	51.0	51	23	15	17	47
61	Johnson, Brian	L	L	6-3	240	12/7/90	Lakeland, FL	GCL Red Sox (Rookie)	0-1	3.86	2	2	0	0	7.0	7	4	3	2	9
								Lowell (A)	0-0	0.00	2	2	0	0	11.0	7	0	0	2	11
								Pawtucket (AAA)	5-6	4.09	15	15	0	0	77.0	74	38	35	36	54
56	Kelly, Joe	R	R	6-1	185	6/9/88	Anaheim, CA	Lowell (A)	0-0	4.50	3	0	0	0	4.0	4	2	2	1	5
								Pawtucket (AAA)	1-1	1.54	17	4	0	2	35.0	29	6	6	6	46
								BOSTON	4-0	5.18	20	6	0	0	40.0	44	23	23	24	48
46	Kimbrel, Craig	R	R	6-0	205	5/28/88	Huntsville, AL	Pawtucket (AAA)	0-0	0.00	1	1	0	0	0.1	1	0	0	0	0
								BOSTON	2-6	3.40	57	0	0	31	53.0	28	22	20	30	83
72	Martin, Kyle	R	R	6-6	240	1/18/91	Austin, TX	Pawtucket (AAA)	3-4	3.38	36	0	0	6	66.2	58	25	25	21	78
60	Owens, Henry	L	L	6-6	234	7/21/92	Orange, CA	Pawtucket (AAA)	10-7	3.53	24	24	1	0	137.2	107	60	54	81	135
								BOSTON	0-2	6.95	5	5	0	0	22.0	23	17	17	20	21
31	Pomeranz, Drew	R	L	6-5	232	11/22/88	Collinsville, TN	SAN DIEGO	8-7	2.47	17	17	0	0	102.0	67	30	28	41	115
								BOSTON	3-5	4.59	14	13	0	0	68.2	70	35	35	24	71
22	Porcello, Rick	R	R	6-5	205	12/27/88	Morristown, NJ	BOSTON	22-4	3.15	33	33	3	0	223.0	193	85	78	32	189
24	Price, David	L	L	6-5	215	8/26/85	Murfreesboro, TN	BOSTON	17-9	3.99	35	35	2	0	230.0	227	106	102	50	228
66	Ramirez, Noe	R	R	6-3	195	12/22/89	Los Angeles, CA	Pawtucket (AAA)	2-3	1.85	30	0	0	7	43.2	39	11	9	11	54
								BOSTON	0-0	6.23	14	0	0	0	13.0	16	9	8	15	
52	Rodriguez, Eduardo	L	L	6-2	222	4/7/93	Valencia, VZ	Pawtucket (AAA)	0-4	3.08	7	7	0	0	38.0	33	15	13	7	24
								BOSTON	3-7	4.71	20	20	0	0	107.0	99	58	56	40	100
28	Ross Jr., Robbie	L	L	5-11	218	6/24/89	Lexington, KY	BOSTON	3-2	3.25	54	0	0	0	55.1	47	21	20	23	56
41	Sale, Chris	L	L	6-6	178	3/30/89	Lakeland, FL	CHICAGO-AL	17-10	3.34	32	32	6	0	226.2	190	88	84	45	233
63	Scott, Robby	S	L	6-2	238	8/29/89	Miami, FL	Pawtucket (AAA)	4-3	2.54	32	6	0	0	78.0	57	22	22	14	73
								BOSTON	1-0	0.00	7	0	0	0	6.0	6	0	0	2	5
39	Smith, Carson	R	R	6-5	225	10/19/89	Midland, TX	Portland (AA)	0-0	0.00	2	0	0	0	1.2	0	0	0	0	2
								BOSTON	0-0	0.00	3	0	0	0	2.2	2	1	0	1	2
47	Thornburg, Tyler	R	R	5-11	202	9/29/88	Houston, TX	MILWAUKEE	8-5	2.15	67	0	0	13	67.0	38	19	16	25	90
67	Workman, Brandon	R	R	6-5	238	8/13/88	Arlington, TX	GCL Red Sox (Rookie)	0-1	4.50	1	1	0	0	2.0	2	1	1	0	3
								Lowell (A)	0-1	6.75	5	0	0	0	8.0	9	7	6	4	8
								Portland (AA)	0-0	9.00	4	0	0	0	10.0	15	10	10	7	5
35	Wright, Steven	R	R	6-2	222	8/30/84	Torrance, CA	BOSTON	13-6	3.33	24	24	4	0	156.2	138	74	58	57	127
78	Ysla, Luis	L	L	6-0	236	4/27/92	Carabobo, VZ	Portland (AA)	2-5	4.07	39	0	0	3	55.1	54	28	25	27	60
								Pawtucket (AAA)	0-0	0.00	1	0	0	0	1.0	1	0	0	0	2

2017 Red Sox 40-Man Roster, Continued

No.	CATCHERS (3)	B	T	Ht.	Wt.	Born	Birthplace	2016 Club	AVG	G	AB	R	H	2B	3B	HR	RBI	BB	SO	SB
3	Leon, Sandy	S	R	5-10	240	3/13/89	Maracaibo, VZ	Pawtucket (AAA)	.243	36	115	12	28	3	1	2	13	11	24	0
23	Swihart, Blake	S	R	6-0	190	4/3/92	Bedford, TX	Pawtucket (AAA)	.243	29	103	13	25	4	0	1	8	17	17	2
7	Vazquez, Christian	R	R	5-9	198	8/21/90	Bayamon, PR	Pawtucket (AAA)	.270	42	152	19	41	9	0	2	16	15	31	2
								BOSTON	.227	57	172	21	39	9	1	1	12	10	39	0
No.	INFELDERS (9)	B	T	Ht.	Wt.	Born	Birthplace	2016 Club	AVG	G	AB	R	H	2B	3B	HR	RBI	BB	SO	SB
2	Bogaerts, Xander	R	R	6-2	215	10/1/92	Oranjestad, Aruba	BOSTON	.294	157	652	115	192	34	1	21	89	58	123	13
40	Hernandez, Marco	L	R	6-0	210	9/6/92	Santiago, DR	Pawtucket (AAA)	.309	57	223	26	69	7	4	5	29	12	51	4
12	Holt, Brock	L	R	5-10	178	6/11/88	Fort Worth, TX	Pawtucket (AAA)	.320	8	25	2	8	2	0	0	2	5	5	0
17	Manero, Devin	R	R	6-1	195	8/25/90	Miami, FL	Pawtucket (AAA)	.255	94	290	45	74	16	0	7	34	27	58	4
18	Moreland, Mitch	L	L	6-3	235	9/6/85	Amory, MS	BOSTON	.083	13	12	0	1	0	0	0	0	2	5	0
15	Pedroia, Dustin	R	R	5-9	175	8/17/83	Woodland, CA	BOSTON	.318	154	633	105	201	36	1	15	74	61	73	7
13	Ramirez, Hanley	R	R	6-3	240	12/23/83	Samana, DR	BOSTON	.286	147	549	81	157	28	1	30	111	60	120	9
32	Rutledge, Josh	R	R	6-0	197	4/21/89	Birmingham, AL	Pawtucket (AAA)	.316	5	19	3	6	2	0	0	0	1	4	1
48	Sandoval, Pablo	S	R	5-11	255	8/11/86	Puerto Cabello, VZ	BOSTON	.265	28	49	9	13	6	0	0	3	6	19	2
								BOSTON	.000	3	6	0	0	0	0	0	0	1	4	0
No.	OUTFIELDERS (6)	B	T	Ht.	Wt.	Born	Birthplace	2016 Club	AVG	G	AB	R	H	2B	3B	HR	RBI	BB	SO	SB
16	Benintendi, Andrew	L	L	5-9	180	7/6/94	Cincinnati, OH	Salem (A)	.341	34	135	30	46	13	7	1	32	15	9	8
50	Betts, Mookie	R	R	5-9	175	10/7/92	Nashville, TN	BOSTON	.295	63	237	40	70	18	5	8	44	24	30	8
19	Bradley Jr., Jackie	L	R	5-10	200	4/19/90	Richmond, VA	BOSTON	.295	34	105	16	31	11	1	2	14	10	25	1
64	Brentz, Bryce	R	R	6-0	205	12/30/88	Crossville, TN	BOSTON	.318	158	672	122	214	42	5	31	113	49	80	26
								BOSTON	.267	156	558	94	149	30	7	26	87	63	143	9
								Portland (AA)	.200	12	40	5	8	2	0	1	3	7	14	1
								Pawtucket (AAA)	.250	54	204	16	51	17	1	4	21	8	52	2
62	Selsky, Steve	R	R	6-0	217	7/20/89	Manhattan Beach, CA	BOSTON	.279	25	61	8	17	3	0	1	7	3	17	0
30	Young, Chris	R	R	6-2	195	9/5/83	Houston, TX	CINCINNATI	.314	24	51	9	16	2	0	2	7	2	22	1
								Louisville (AAA)	.280	85	296	40	83	24	1	9	37	29	74	2
								Pawtucket (AAA)	.217	7	23	2	5	2	0	0	2	1	7	0
								BOSTON	.276	76	203	29	56	18	0	9	24	21	50	4

2017 Red Sox Non-Roster Invitees (17)

No.	PITCHERS (7)	B	T	Ht.	Wt.	Born	Birthplace	2016 Club	W-L	ERA	G	GS	CG	SV	IP	H	R	ER	BB	SO
82	Callahan, Jamie	R	R	6-3	231	8/24/94	Florence, SC	Salem (A)	5-3	3.29	36	0	0	7	65.2	53	30	24	38	63
25	Kendrick, Kyle	R	R	6-4	220	8/26/84	Houston, TX	Salt Lake (AAA)	6-5	4.73	16	15	0	1	93.1	101	50	49	19	67
81	Maddox, Austin	R	R	6-3	251	5/13/91	Jacksonville, FL	Salem (A)	2-0	3.33	13	0	0	5	24.1	29	10	9	8	24
								Portland (AA)	2-3	3.96	23	2	0	0	38.2	29	21	17	16	38
								Pawtucket (AAA)	1-0	1.93	3	0	0	0	4.2	4	1	1	1	2
71	Olmos, Edgar	L	L	6-4	221	4/12/90	Sylmar, CA	Norfolk (AAA)	4-4	2.88	42	0	0	0	68.2	63	26	22	28	76
75	Shepherd, Chandler	R	R	6-1	217	8/25/92	Ashland, KY	Portland (AA)	1-1	1.80	22	0	0	6	30.0	14	8	6	10	39
								Pawtucket (AAA)	1-2	3.71	18	1	0	1	34.0	28	14	14	8	23
79	Taylor, Ben	R	R	6-3	238	11/12/92	Montgomery, AL	Portland (AA)	1-0	3.44	21	0	0	5	34.0	28	13	13	12	42
								Salem (A)	0-2	2.60	15	2	0	3	45.0	35	14	13	10	56
73	Walden, Marcus	R	R	5-10	210	9/13/88	Fresno, CA	Chattanooga (AA)	0-0	1.74	6	0	0	1	10.1	3	2	2	3	7
								Rochester (AAA)	1-1	2.54	36	0	0	5	46.0	41	15	13	13	33
No.	CATCHERS (3)	B	T	Ht.	Wt.	Born	Birthplace	2016 Club	AVG	G	AB	R	H	2B	3B	HR	RBI	BB	SO	SB
70	Butler, Dan	R	R	5-9	220	10/17/86	Phoenix, AZ	Pawtucket (AAA)	.308	48	146	14	45	12	0	3	16	20	34	0
77	DePew, Jake	R	R	5-11	245	3/1/92	Granite City, IL	Montgomery (AA)	.215	86	284	26	61	10	1	9	42	26	72	2
80	Procyshen, Jordan	L	R	5-10	219	3/11/93	Guelph, ON, Canada	Salem (A)	.249	61	221	29	55	16	0	4	29	14	56	3
No.	INFELDERS (3)	B	T	Ht.	Wt.	Born	Birthplace	2016 Club	AVG	G	AB	R	H	2B	3B	HR	RBI	BB	SO	SB
74	Devers, Rafael	L	R	6-0	234	10/24/96	Sanchez, DR	Salem (A)	.282	128	503	64	142	32	8	11	71	40	94	18
65	Dominguez, Matt	R	R	6-1	212	8/28/89	Los Angeles, CA	Buffalo (AAA)	.269	127	475	47	128	18	0	18	67	29	70	1
								TORONTO	.000	5	11	0	0	0	0	0	0	1	3	0
59	Travis, Sam	R	R	6-0	208	8/27/93	Chicago, IL	Pawtucket (AAA)	.272	47	173	26	47	10	0	6	29	15	40	1
No.	OUTFIELDERS (4)	B	T	Ht.	Wt.	Born	Birthplace	2016 Club	AVG	G	AB	R	H	2B	3B	HR	RBI	BB	SO	SB
5	Craig, Allen	R	R	6-2	215	7/18/84	Mission Viejo, CA	Lowell (A)	.250	7	20	2	5	1	0	0	3	6	4	0
36	Bogusevic, Brian	L	L	6-3	210	2/18/84	Oak Lawn, IL	Pawtucket (AAA)	.173	22	75	5	13	3	1	1	6	7	16	0
38	Castillo, Rusney	R	R	5-9	195	7/9/87	Ciego de Avila, Cuba	Orix (Japan)	.187	60	171	19	32	12	1	3	18	15	48	3
								Pawtucket (AAA)	.263	103	395	55	104	20	5	2	34	24	68	9
								BOSTON	.250	9	8	4	2	1	0	0	0	0	3	0
51	Lake, Junior	R	R	6-3	225	3/27/90	San Pedro de Macoris, DR	Buffalo (AAA)	.231	82	281	33	65	12	2	6	31	33	77	10
								TORONTO	.200	22	35	5	7	3	0	1	2	4	11	1

2017 Red Sox Roster

Major League Roster (40), Non-Roster Invitees (17) as of February 14, 2017

Numerical

2-Xander Bogaerts, SS
3-Sandy Leon, C
5-Allen Craig, INF*
7-Christian Vazquez, C
10-Gary DiSarcina, Bench Coach
12-Brock Holt, OF/INF
13-Hanley Ramirez, 1B
15-Dustin Pedroia, 2B
16-Andrew Benintendi, OF
17-Deven Marrero, INF
18-Mitch Moreland, 1B
19-Jackie Bradley Jr., OF
20-Ruben Amaro Jr., First Base Coach
22-Rick Porcello, RHP
23-Blake Swihart, C
24-David Price, LHP
25-Kyle Kendrick, RHP*
28-Robbie Ross Jr., LHP
29-Roenis Elias, LHP
30-Chris Young, OF
31-Drew Pomeranz, LHP
32-Josh Rutledge, INF
35-Steven Wright, RHP
36-Brian Boguevic, OF*
37-Heath Hembree, RHP
38-Rusney Castillo, OF*
39-Carson Smith, RHP
40-Marco Hernandez, INF
41-Chris Sale, LHP
43-Dana LeVangie, Bullpen Coach
44-Chili Davis, Hitting Coach
46-Craig Kimbrel, RHP
47-Tyler Thornburg, RHP
48-Pablo Sandoval, 3B
50-Mookie Betts, OF
51-Junior Lake, OF*
52-Eduardo Rodriguez, LHP
53-John Farrell, Manager
54-Carl Willis, Pitching Coach
55-Brian Butterfield, Third Base Coach
56-Joe Kelly, RHP
57-Victor Rodriguez, Asst. Hitting Coach
58-Fernando Abad, LHP
59-Sam Travis, 1B*
60-Henry Owens, LHP
61-Brian Johnson, LHP
62-Steve Selsky, OF/1B
63-Robby Scott, LHP
64-Bryce Brentz, OF
65-Matt Dominguez, 3B*
66-Noe Ramirez, RHP
67-Brandon Workman, RHP
68-Matt Barnes, RHP
70-Dan Butler, C*
71-Edgar Olmos, LHP*
72-Kyle Martin, RHP
73-Marcus Walden, RHP*
74-Rafael Devers, 3B*
75-Chandler Shepherd, RHP*
77-Jake DePew, C*
78-Luis Ysla, LHP
79-Ben Taylor, RHP*
80-Jordan Procyshen, C*
81-Austin Maddox, RHP*
82-Jamie Callahan, RHP*
86-Brian Bannister, Asst. Pitching Coach

Alphabetical

58-Fernando Abad, LHP
20-Ruben Amaro Jr., First Base Coach
86-Brian Bannister, Asst. Pitching Coach
68-Matt Barnes, RHP
50-Mookie Betts, OF
16-Andrew Benintendi, OF
2-Xander Bogaerts, SS
36-Brian Boguevic, OF*
64-Bryce Brentz, OF
19-Jackie Bradley Jr., OF
70-Dan Butler, C*
55-Brian Butterfield, Third Base Coach
82-Jamie Callahan, RHP*
38-Rusney Castillo, OF*
5-Allen Craig, INF*
44-Chili Davis, Hitting Coach
77-Jake DePew, C*
74-Rafael Devers, 3B*
10-Gary DiSarcina, Bench Coach
65-Matt Dominguez, 3B*
29-Roenis Elias, LHP
53-John Farrell, Manager
37-Heath Hembree, RHP
40-Marco Hernandez, INF
12-Brock Holt, OF/INF
61-Brian Johnson, LHP
56-Joe Kelly, RHP
25-Kyle Kendrick, RHP*
46-Craig Kimbrel, RHP
51-Junior Lake, OF*
43-Dana LeVangie, Bullpen Coach
81-Austin Maddox, RHP*
17-Deven Marrero, INF
72-Kyle Martin, RHP
18-Mitch Moreland, 1B
71-Edgar Olmos, LHP*
60-Henry Owens, LHP
15-Dustin Pedroia, 2B
31-Drew Pomeranz, LHP
22-Rick Porcello, RHP
24-David Price, LHP
80-Jordan Procyshen, C*
13-Hanley Ramirez, 1B
66-Noe Ramirez, RHP
52-Eduardo Rodriguez, LHP
57-Victor Rodriguez, Asst. Hitting Coach
28-Robbie Ross Jr., LHP
32-Josh Rutledge, INF
41-Chris Sale, LHP
48-Pablo Sandoval, 3B
63-Robby Scott, LHP
62-Steve Selsky, OF/1B
75-Chandler Shepherd, RHP*
39-Carson Smith, RHP
23-Blake Swihart, C
79-Ben Taylor, RHP*
47-Tyler Thornburg, RHP
59-Sam Travis, 1B*
7-Christian Vazquez, C
73-Marcus Walden, RHP*
54-Carl Willis, Pitching Coach
67-Brandon Workman, RHP
35-Steven Wright, RHP
30-Chris Young, OF
78-Luis Ysla, LHP

By Position

Coaching Staff

53-John Farrell, Manager
10-Gary DiSarcina, Bench Coach
20-Ruben Amaro Jr., First Base Coach
43-Dana LeVangie, Bullpen Coach
44-Chili Davis, Hitting Coach
54-Carl Willis, Pitching Coach
55-Brian Butterfield, Third Base Coach
57-Victor Rodriguez, Asst. Hitting Coach
86-Brian Bannister, Asst. Pitching Coach

Pitchers (22+7 NRI)

22-Rick Porcello, RHP
24-David Price, LHP
25-Kyle Kendrick, RHP*
28-Robbie Ross Jr., LHP
29-Roenis Elias, LHP
31-Drew Pomeranz, LHP
35-Steven Wright, RHP
37-Heath Hembree, RHP
39-Carson Smith, RHP
41-Chris Sale, LHP
46-Craig Kimbrel, RHP
47-Tyler Thornburg, RHP
52-Eduardo Rodriguez, LHP
56-Joe Kelly, RHP
58-Fernando Abad, LHP
60-Henry Owens, LHP
61-Brian Johnson, LHP
63-Robby Scott, LHP
66-Noe Ramirez, RHP
67-Brandon Workman, RHP
68-Matt Barnes, RHP
71-Edgar Olmos, LHP*
72-Kyle Martin, RHP
73-Marcus Walden, RHP*
75-Chandler Shepherd, RHP*
78-Luis Ysla, LHP
79-Ben Taylor, RHP*
81-Austin Maddox, RHP*
82-Jamie Callahan, RHP*

Catchers (3+3 NRI)

3-Sandy Leon
7-Christian Vazquez
23-Blake Swihart
70-Dan Butler*
77-Jake DePew*
80-Jordan Procyshen*

Infielders (9+3 NRI)

2-Xander Bogaerts
12-Brock Holt
13-Hanley Ramirez
15-Dustin Pedroia
17-Deven Marrero
18-Mitch Moreland
32-Josh Rutledge
40-Marco Hernandez
48-Pablo Sandoval
59-Sam Travis*
65-Matt Dominguez*
74-Rafael Devers*

Outfielders (6+4 NRI)

5-Allen Craig*
16-Andrew Benintendi
19-Jackie Bradley Jr.
30-Chris Young
36-Brian Boguevic*
38-Rusney Castillo*
50-Mookie Betts
51-Junior Lake*
62-Steve Selsky
64-Bryce Brentz

* - Non-Roster Invitee

Pronunciation Guide

Ruben Amaro (ah-MAR-o) Jr.

Xander Bogaerts (BOH-gahrts)

Brian Bogusevic (boh-guh-SEH-vick)

Rusney (roos-NAY) **Castillo**

Roenis (roh-EN-ees) **Elias** (eh-LEE-ahs)

Craig Kimbrel (KIM-brehl)

Sandy Leon (lay-OHN)

Deven Marrero (muh-RAIR-oh)

Dustin Pedroia (puh-DROY-uh)

Rick Porcello (poer-SEHL-oh)

Jordan Procyshen (pro-SESH-ehn)

Noe (no-EH) **Ramirez**

Pablo Sandoval (san-doh-VAHL)

Blake Swihart (SWY-hart)

Christian Vazquez (VAZ-kehzh)

Luis Ysla (EES-lah)

HOW THEY WERE OBTAINED – 2017 RED SOX 40-MAN ROSTER

Amateur Draft Picks (14): Barnes (2011-1st round), Benintendi (2015-1st round), Betts (2011-5th round), Bradley Jr. (2011-compensation round), Brentz (2010-compensation round), Johnson (2012-1st round), Marrero (2012-1st round), Martin (2013-9th round), Owens (2011-1st round), Pedroia (2004-2nd round), N. Ramirez (2011-4th round), Swihart (2011-1st round), Vazquez (2008-9th round), Workman (2010-2nd round).

By Trade (17): Abad (From Twins, Aug. 2016), Elias (From Mariners, Dec. 2015), Hembree (From Giants, July 2014), Hernandez (From Cubs, Dec. 2014), Holt (From Pirates, Dec. 2012), Kelly (From Cardinals, July 2014), Kimbrel (From Padres, Nov. 2015), Leon (From Nationals, Mar. 2015), Pomeranz (From Padres, July 2016), Porcello (From Tigers, Dec. 2014), Rodriguez (From Orioles, July 2014), Ross Jr. (From Rangers, Jan. 2015), Sale (From White Sox, Dec. 2016), Smith (From Mariners, Dec. 2015), Thornburg (From Brewers, Dec. 2016), Wright (From Indians, July 2012), Ysla (From Giants, Aug. 2015).

Free Agents (6): Moreland (Dec. 2016), Price (Dec. 2015), H. Ramirez (Nov. 2014), Sandoval (Nov. 2014), Scott (Aug. 2011), Young (Dec. 2015).

International Free Agents (1): Bogaerts (Aug. 2009).

Off Waivers (1): Selsky (From Reds, Jan. 2017).

Rule 5 Draft Pick (1): Rutledge (From Rockies, 2016-MLB Phase).

RED SOX PLAYERS LOST IN EXPANSION DRAFTS

1960 – To Los Angeles Angels: Jerry Casale, RHP; Jim Fregosi, INF; Fred Newman, RHP; Ed Sadowski, C; To Washington Senators: Jim Mahoney, INF; Tom Sturdivant, RHP; Haywood Sullivan, C; Willie Tasby, OF

1968 – To Kansas City Royals: Jerry Adair, INF; Joe Foy, INF; Dave Morehead, RHP; To Seattle Pilots: Dick Baney, RHP; Gary Bell, RHP; Darrell Brandon, RHP

1976 – To Seattle Mariners: Steve Burke, RHP; Luis Delgado, OF; Rick Jones, LHP; Dick Pole, RHP; To Toronto Blue Jays: Ernie Whitt, C

1992 – To Colorado Rockies: Jody Reed, INF; Eric Wedge, C

1997 – To Arizona Diamondbacks: Jeff Suppan, RHP; To Tampa Bay Devil Rays: Jim Mecir, RHP

HOW THEY BECAME THE RED SOX

As 1 of 8 clubs to enter into the newly formed American League in 1901, the Red Sox were initially called the Boston Americans. Other nicknames for the club at that time were the Somersets, after original owner Charles W. Somers; Plymouth Rocks; Speed Boys; Puritans; and Pilgrims, but they were officially called the Americans. These various names were applied until 12/18/1907, when the current name “Red Sox” was adopted. The origin of this name is traced to the Boston Red Stockings of the powerful National League in the 1870’s and 1880’s. In 1907 the Red Stockings (who later became the Braves) abandoned the red hosiery they customarily wore. Manager Fred Tenney believed that the red dye in the socks could possibly cause infection in spike wounds. Red Sox Owner John I. Taylor stated, “From now on we’ll wear red stockings, and I’m grabbing that name Red Sox!”

Petco Park



2016 IN REVIEW

The Red Sox earned six All-Star selections in 2016.

(Left to right: Steven Wright, Xander Bogaerts, David Ortiz, Jackie Bradley Jr., Mookie Betts; Not pictured: Craig Kimbrel.)



2016 Season Recap & Highlights

Overall

TRIBE TALK: The Red Sox were swept in the ALDS by the eventual AL champions, the Cleveland Indians, 3 games to none...Boston lost the series' first 2 games in Cleveland (4-5, 0-6) before dropping Game 3 at Fenway Park (3-4).

HOW THE EAST WAS WON: The Red Sox clinched their 22nd postseason appearance with a 6-4, come-from-behind win at TB on 9/24...Boston clinched its 8th AL East title on 9/28 at NYY when Baltimore defeated Toronto, 3-2.

MANAGING EXPECTATIONS: John Farrell led the Sox to a division championship for the 2nd time in 4 years (2013, 2016)...Prior to Farrell becoming the club's manager, Boston won only 2 AL East crowns in the previous 22 seasons (1991-2012)...The only other Sox manager to win 2 AL East titles is Joe Morgan (1988, 1990).

WORST TO FIRST: Boston won the 2016 AL East title after finishing in last place in 2015 and 2014...The Sox were also crowned AL East champs in 2013 after finishing in last place in 2012...According to Elias, the Red Sox are the first team ever to go from "worst to first" twice in a 5-year span.

MOST IMPROVED: The Red Sox won 15 more games in 2016 (93) than they did in 2015 (78), the largest improvement among any team in the majors last season...Their .574 winning percentage (93-69) ranked 5th in the majors.

93 NORTH: The Sox have won at least 93 games in 10 of the last 19 seasons (1998-2016)...Only the Yankees have more seasons with 93+ wins in that time (13)...21 teams have had 3 or fewer 93-win seasons since 1998.

PLUSES AND MINUSES: The Red Sox ranked 2nd in the majors with a +184 run differential...The only other AL team with a run differential of at least +100 was CLE (+101).

SKID STOPPERS: The Sox lost as many as 4 consecutive games only once all season (4 G, 7/25-28)...The only other teams without a losing streak of at least 5 games were CLE, TEX, and NYM.

Season Breakdown

MONTH BY MONTH: The Red Sox posted a winning record in April (14-10), May (18-10), July (15-10), August (17-13), and September (19-8)...The only full month in which they were below .500 was June (10-16).

TURNING POINT: The Red Sox fell a season-high 5.5 games out of 1st place at the conclusion of play on 6/29...They began July with a 5.0-game deficit in the AL East and suffered a 21-2 loss to the Angels at Fenway Park on 7/2...Beginning 7/3, Boston's .610 win % (50-32) led the AL and ranked 2nd in MLB behind only CHC (.642, 52-29).

INSIDE TRACK: The Sox took over sole possession of 1st place in the AL East on 9/7 and never relinquished their lead...According to Elias, that is the latest in a season by calendar date since 1990 that the Sox moved into sole possession of 1st place...Boston moved into 1st on 9/28 in 1990 and never gave up the lead.

🔴 The Sox went 27-14 (.659) against the AL East from 7/1 through the remainder of the season: 10-3 vs. TB, 7-6 vs. NYY, 7-2 vs. BAL, 3-3 vs. TOR.

🔴 Boston won 11 consecutive games, all against AL East opponents, from 9/15-25 (4 vs. NYY, 4 vs. BAL, 3 vs. TB)...According to Elias, that is Boston's longest such streak since divisional play began in 1969.

SEPTEMBER TO REMEMBER: The Red Sox went 19-8 in September, their highest win total in any September since 1985 (19-9)...Boston averaged 5.56 runs per game (1st in MLB) and posted a 3.05 ERA (3rd in MLB) in September, including a 1.77 ERA from the bullpen (2nd in MLB).

🔴 The Red Sox' .667 winning % (20-10) from 8/31 through the remainder of the season was the highest in MLB.

COUNT TO 11: Boston won 11 consecutive games from 9/15-25, tied for MLB's 2nd-longest streak of the season (CLE-14, CHC-11)...It was the club's longest win streak since 4/15-27/09 (also 11 games).

🔴 The Sox tied the franchise record for most consecutive wins in September (also 1949, 9/13-27).

🔴 Each of the Sox' 11 wins during the streak came by 4 runs or fewer, including 4 games by 1 run, and 3 by 2 runs...They were trailing after 5 innings in each of their 5 come-from-behind victories during the streak.

DEFYING THE ODDS: The Red Sox won 3 games in 2016 in which they trailed by 3+ runs with 2 outs in the 9th inning (6/24 at TEX, 7/31 at LAA, 9/15 vs. NYY)...According to Elias, all other teams combined for 3 such wins in 2016...Prior to this season, the Sox had not won a single game of that variety since 9/23/03 vs. BAL.

🔴 Elias notes that 2016 marked the first time the Red Sox won 3 games in a season in which they trailed by 3+ runs in the 9th inning, regardless of the number of outs.

🔴 In 6 of Boston's 12 wins from 9/15-30, the Sox were trailing after 5 innings.

NATIONAL AFFAIR: The Red Sox went 14-6 (.700) against NL teams, tied with BAL for the majors' 2nd-highest win percentage in Interleague play behind only CHC (15-5, .750)...Went 8-2 vs. the NL at home.

2016 Season Recap & Highlights, Continued

Series Information

JUST WIN THE SERIES: Boston did not lose back-to-back series until falling to the White Sox from 6/20-23 (3 games to 1) and to the Rangers from 6/24-26 (2 games to 1)...It marked the first time the Sox lost consecutive series since July 2015, when they dropped sets vs. NYY (7/10-12), at LAA (7/17-20), and at HOU (7/21-23)...The Sox lost consecutive series only one other time in 2016, dropping sets at LAD from 8/5-7 (2-1) and vs. NYY from 8/9-11 (2-1).

SWEEP AWAY: The Sox were not swept in a series of any length until dropping all 3 games to the Tigers at home from 7/25-27...It marked the furthest into a season the Sox had gone without being swept since 1995, when their first sweep occurred from 9/8-10 at NYY.

HOW SWEEP IT WAS: The Red Sox followed a 4-game sweep of the Yankees at Fenway Park from 9/15-18 with a 4-game sweep of the Orioles at Camden Yards from 9/19-22...Prior to that stretch, Boston had not swept consecutive series—each at least 4 games in length—since July 1968 (vs. OAK and vs. MIN).

🔥 That marked the first time the Sox swept the Yankees in a series of 4+ games in 26 years, when Boston went 4-0 vs. NYY at Fenway from 6/4-7/90...The teams had played in 27 series of 4+ games in between those sweeps.

Home and Away

LEAGUE LEADERS: The Red Sox went 46-35 (.568) on the road, the highest win percentage in the AL and the 3rd-highest in MLB...It marked Boston's best record away from Fenway Park since 2002 (51-30).

🔥 The Sox posted the majors' best road record after the All-Star break (27-17, .614), winning 11 of their last 15 away from Fenway.

🔥 Boston's 8-game winning streak on the road from 9/11-25 was its longest since 2002 (9 games, 9/9-24).

PACK YOUR BAGS: 41 of the Sox' final 63 games were on the road (beginning 7/28)...The 2016 Red Sox became the first team to play as many as 59 of its first 99 games at home since MLB switched to a 162-game schedule (1961).

ON TO THE NEXT CITY: Boston won 3 games in 3 cities from 8/14-16 (8/14 vs. ARI at Fenway, 8/15 at CLE, 8/16 at BAL)...According to Elias, the last time the Sox won 3 games at 3 different ballparks in a 3-day span was 1991, when they beat SEA at home on 9/8 (17-6), then won at CLE on 9/9 (4-3) and at DET on 9/10 (4-0).

SELLING OUT: The Red Sox sold out 53 of their 81 home games, including each of their final 35 (beginning 7/6)...The Sox' final home attendance of 2,955,434 was the 8th-highest in Fenway Park history.

🔥 The Sox' attendance of 39,530 for Game 3 of the ALDS was the highest ever for a postseason game at Fenway Park.

HOME FIELD ADVANTAGE: The Red Sox led the AL and ranked 2nd in the majors behind only Colorado in runs per game (5.89), AVG (.300), OBP (.365), SLG (.492), OPS (.858), and XBH (325) at home...Boston led the majors with 209 doubles at home.

Homegrown Talent

LOCALLY GROWN: Boston's Opening Day roster featured 13 homegrown players: 8 selected in the June Draft and 5 signed as international free agents...2 players on the disabled list—Brandon Workman and Christian Vazquez—were also drafted by the Sox.

YOUTH BRIGADE: Boston's Opening Day lineup featured 5 players age 25 or younger, each of whom was drafted or originally signed by Boston: Mookie Betts, Xander Bogaerts, Jackie Bradley Jr., Travis Shaw, and Blake Swihart...It marked Boston's most Opening Day starters that young since the 1969 team also had 5: Mike Andrews, Tony Conigliaro, Rico Petrocelli, George Scott, and Reggie Smith.

9 OUT OF 10: In the Sox' home game vs. CLE on 5/20, 9 of 10 players in the starting lineup—including starting pitcher Clay Buchholz—were originally signed or drafted by the Red Sox...The only exception was David Ortiz, who signed as a free agent in January 2003.

CLASS ACT: Seven players selected by the Red Sox in the 2011 June Draft appeared in at least 1 game: Matt Barnes (1st round), Blake Swihart (1st), Henry Owens (Supplemental 1st), Jackie Bradley Jr. (Supplemental 1st), Noe Ramirez (4th), Mookie Betts (5th), and Travis Shaw (9th).

FRESH FACES: 7 players made their major league debuts with BOS: Andrew Benintendi, Marco Hernandez, Mike Miller, Yoan Moncada, William Cuevas, Pat Light, and Robby Scott.

🔥 13 additional players made their Red Sox debut in 2016, including 5 position players (Chris Young, Aaron Hill, Bryan Holaday, Ryan LaMarre, Michael Martinez) and 8 pitchers (David Price, Drew Pomeranz, Craig Kimbrel, Brad Ziegler, Fernando Abad, Sean O'Sullivan, Roenis Elias, Carson Smith).

Red Sox Lineup, May 20 vs. CLE

RF	Mookie Betts (2011*)
2B	Dustin Pedroia (2004*)
SS	Xander Bogaerts (2009^)
DH	David Ortiz
1B	Hanley Ramirez (2009^)
3B	Travis Shaw (2011*)
CF	Jackie Bradley Jr. (2011*)
C	Christian Vazquez (2008*)
LF	Blake Swihart (2011*)
SP	Clay Buchholz (2005*)

*Drafted by the Red Sox

^Signed as an international free agent

2016 Season Recap & Highlights, Continued

Batting

RUNS, RUNS, RUNS: The Red Sox led the majors with 878 runs scored, the 10th-highest single-season total in franchise history...Boston has led the majors in runs scored in 6 of the last 14 seasons (also 2003-05, 2011, 2013).

- 🔴 The Red Sox scored 5 or more runs 93 times this season, most in MLB...They went 78-15 (.839) in such games.
- 🔴 Boston also led MLB by scoring 10+ runs in a game 20 times, going 20-0 in those contests.

LEAGUE LEADERS: The Sox also led the majors in AVG (.282), OBP (.348), SLG (.461), OPS (.810), and 2B (343).

QUALITY VS. QUANTITY: Opposing pitchers recorded only 54 quality starts against the Red Sox, by far the fewest in the majors...The next-lowest mark in the majors was 63 (COL), and the 2nd-lowest in the AL was 69 (CLE).

HOMER HAPPY: The Red Sox ranked last in the AL with only 19 HR through April, but they ranked T-6th in the majors with 189 HR from 5/1 through the remainder of the season... Their 114 homers from 7/4 on ranked 3rd in the majors behind only BAL (125) and STL (117).

- 🔴 Boston set a franchise record by homering in 22 straight games from 4/29-5/22...The Sox also homered in 15 straight games from 7/4-24, tied for the 3rd-longest streak in club history.

- 🔴 Boston hit 22 HR at Camden Yards, the most ever by an opponent since the venue opened in 1992 (previous: 20 HR, 2009 NYY).

CONSECUTIVE GAMES WITH AT LEAST 1 HR, RED SOX HISTORY

Dates	Games	HR
4/29-5/22/2016	22	36
7/4-25/1996	19	30
7/4-24/2016	15	29
9/30/2001-4/11/2002	15	31
8/13-28/1996	15	21

*Source: Elias Sports Bureau

HERE'S THE SITUATION: The Sox posted MLB's highest AVG, OBP, SLG, and OPS with 2 strikes (.209/.277/.324/.601) and with 2 outs (.276/.354/.454/.808)...The Sox led the AL and ranked 2nd in the majors behind only COL in AVG, OBP, SLG, and OPS with runners in scoring position (.283/.369/.478/.847).

ALL'S RIGHT: Boston did not face a left-handed starting pitcher until its 12th game (4/18 vs. TOR, J.A. Happ), the club's furthest into a season without being matched up against a southpaw since 1996 (13th game).

- 🔴 The Sox had MLB's highest AVG vs. LHP (.278) and led the AL in OBP (.350), SLG (.445), and OPS (.795) vs. lefties.

IN A PINCH: Chris Young hit a pinch-hit HR in the 8th inning on 9/5 at SD, Boston's first pinch-hit homer since Jonny Gomes on 7/18/14 vs. KC...The Red Sox played 364 games between those homers, their longest such stretch since going 377 games without a pinch-hit HR in between Bernie Carbo's on 10/1/77 vs. BAL and Dave Stapleton's on 6/12/80 at CAL...The Sox hit 3 pinch-hit homers in a 21-game span from 9/5-27 (Young on 9/5 at SD, Holt on 9/7 at SD, Hill on 9/27 at NYY).

BOTTOM'S UP: Boston's No. 9 hitters led MLB in AVG (.281), OBP (.338), SLG (.449), OPS (.787), runs (84), hits (160), doubles (43), RBI (77), and XBH (63).

STRAIGHT A'S: The Red Sox totaled 40 runs on 48 hits in their 3-game series vs. OAK from 5/9-11, scoring 13+ runs in 3 consecutive games for the first time in franchise history (W14-7, W13-5, W13-3).

- 🔴 The Sox also won the first 2 games of their 3-game series in OAK on 9/2 and 9/3 by scores of 16-2 and 11-2... According to Elias, it had been nearly 115 years since a team scored 12+ runs in 4 consecutive games against a single opponent; on 9/5 and 9/6 in 1901, the Pirates swept the New York Giants in consecutive doubleheaders by scores of 15-1, 15-7, 15-2, and 13-4.

Pick Your Poison

SILVER SPOON: The Red Sox were the only team in either league with as many as 3 Louisville Slugger Silver Slugger Award winners in 2016 (Mookie Betts, Xander Bogaerts, David Ortiz)...It marked the 3rd time the club featured 3 winners in a single season, having also done so in 2005 (David Ortiz, Manny Ramirez, Jason Varitek) and in 2011 (Jacoby Ellsbury, Adrian Gonzalez, David Ortiz).

WHO'S THE MVP?: David Ortiz (.315 AVG/38 HR/48 2B/127 RBI) and Mookie Betts (.318/31/42/113) became only the 3rd major league duo in the last 100 years to record a .310+ AVG and at least 30 HR, 40 2B, and 100 RBI each in a season...The only others to do that are Hank Greenberg & Rudy York (1940 Tigers) and Earl Averill & Hal Trosky (1934 Indians).

WHAT'S OLD IS NEW AGAIN: David Ortiz hit 38 HR (all at the age of 40) and Mookie Betts hit 31 HR (all at the age of 23)...According to Elias, the only other team in MLB history with a 40-year old player and a player under the age of 25 to each hit 30+ HR in the same season was the 1987 Tigers (Darrell Evans and Matt Nokes).

THREE OF A KIND: David Ortiz (38 HR/127 RBI), Mookie Betts (31/113), and Hanley Ramirez (30/111) became the first trio in Red Sox history to record 30+ HR and 100+ RBI each in a season...The Red Sox were only the 13th team to feature 3 players with at least 30 HR and 110 RBI since RBI became an official stat in 1920 (last: 2015 Blue Jays).

2016 Season Recap & Highlights, Continued

POWER BATS: The Red Sox featured 7 players with at least 15 HR this season, tied for the most in franchise history (also 2003, 1977, 1970): David Ortiz (38), Mookie Betts (31), Hanley Ramirez (30), Jackie Bradley Jr. (26), Xander Bogaerts (21), Travis Shaw (16), and Dustin Pedroia (15).

🔴 2016 marked only the 6th season in which the Red Sox featured 5 or more players with 20+ HR...The others are 2003 (6), 1984 (5), 1979 (5), 1977 (5), and 1940 (5).

🔴 4 Red Sox hit 25+ HR last season...Boston has featured 4 or more players with 25+ HR only 4 other times: 2003 (6), 1977 (5), 1984 (4), and 1950 (4).

GOOD THINGS COME IN THREES: Hanley Ramirez hit 3 HR on 7/20 vs. SF and Mookie Betts did so on 5/31 at BAL and 8/14 vs. ARI...According to Elias, it marked the first season in Red Sox history in which the club had three 3-homer games...In fact, the only other years in which the Red Sox had two 3-HR games in the same season were 1957 (2 by Ted Williams) and 1999 (Trot Nixon and Nomar Garciaparra).

SPREAD THE WEALTH: David Ortiz (127 RBI), Mookie Betts (113), and Hanley Ramirez (111) became the 13th trio in Red Sox history to drive in 100+ runs each, and only the 5th Red Sox trio to record at least 110 RBI each in a season...The other 4 seasons in which that occurred are 1950 (Doerr, Dropo, Stephens), 1948 (Doerr, Stephens, Williams), 1946 (Doerr, Williams, York), and 1940 (Cronin, Foxx, Williams).

🔴 No other team in the majors featured 3 players with at least 100 RBI last season, and no other team had multiple players with 110+ RBI...In fact, only 3 other major leaguers had 110+ RBI in 2016: Nolan Arenado (133), Edwin Encarnacion (127), and Albert Pujols (119).

EXTRA CREDIT: Boston featured 7 players with 50+ XBH (Ortiz-87, Betts-78, Bradley-63, Ramirez-59, Bogaerts-56, Pedroia-52, Shaw-52)...The only other season in which at least 7 Red Sox had 50+ XBH is 2003 (9)...The only other team in 2016 with as many as 5 players with 50 XBH was COL (5).

🔴 The Sox featured 6 players with 30+ doubles, more than any other team in the majors last season: David Ortiz (48), Mookie Betts (42), Dustin Pedroia (36), Xander Bogaerts (34), Travis Shaw (34), and Jackie Bradley Jr. (30).

2 X 200: Mookie Betts (214 hits) and Dustin Pedroia (201) became only the 4th set of Red Sox teammates with 200+ hits each in a season...The only other seasons in which that occurred are 2011 (Elisburys/Gonzalez), 1986 (Boggs/Rice), and 1985 (Boggs/Buckner).

MATCHING STREAKS: Jackie Bradley Jr. (29 games, 4/24-5/25) and Xander Bogaerts (26 games, 5/6-6/2) recorded the 2nd- and 3rd-longest hitting streaks of the season behind only ATL's Freddie Freeman (30 games, 8/24-9/28)...It marked only the 2nd time in the last 75 years 2 teammates had a streak of 26+ games in the same season...The only others to do it were TOR's Shawn Green (28 games) and Shannon Stewart (26 games) in 1999 (source: Elias).

🔴 According to Elias, the Red Sox became the first team in AL history to have 2 different players record a hitting streak of at least 20 games before June 1.

🔴 Bogaerts and Bradley became the first pair of MLB teammates to each compile a hitting streak of 22 or more games in a calendar month since August 1922, when George Sisler (26) and Ken Williams (23) did so for STL.

STREAK OF STREAKS: Entering each of 40 consecutive days from 5/3-6/11, a Red Sox player held at least a share of MLB's longest active hitting streak (Bradley 5/3-26; Bogaerts 5/27-6/3; Ortiz and Pedroia 6/4-7; Pedroia 6/8-11).

TWO OF A KIND: Mookie Betts (122 R) and Xander Bogaerts (115) each scored 100+ runs last season prior to turning 24 years old...According to Elias, only 1 other Red Sox duo scored 100+ runs apiece at the age of 23 or younger: Ted Williams (141) and Johnny Pesky (105) in 1942. (Note: Bogaerts scored 114 of his runs before turning 24 on 10/1...He scored 1 run on his birthday.)

🔴 Elias notes that the most recent duos to score 100+ runs apiece prior to turning 24 were Hanley Ramirez & Miguel Cabrera (2006 Marlins), Willie Davis & Tommy Davis (1962 Dodgers), and Hank Aaron & Eddie Mathews (1955 Braves).

ARM & HAMMER: Boston outfielders led the majors in SLG (.485), OPS (.836), runs (310), and RBI (275)...They also led the AL in AVG (.286) and hits (528).

STARS OF THE NIGHT: Selected to start the 87th MLB All-Star Game at SD's Petco Park via the fan ballot were David Ortiz (DH, 0-for-1, BB), Xander Bogaerts (SS, 1-for-2, 2B), Mookie Betts (RF, 1-for-2, R), and Jackie Bradley Jr. (LF, 2-for-2)...Steven Wright (DNP) was voted in by the players, while Craig Kimbrel (replaced due to injury) was selected by AL Manager Ned Yost...Assistant Athletic Trainer Masai Takahashi was part of the AL's training staff.

🔴 The Red Sox tied the franchise record for most starters in an All-Star Game (also 2005, 1949, and 1946)...Boston's 6 selections were the club's most since the 2011 squad also had 6.

🔴 Bogaerts and Betts were the 3rd pair of teammates—each age 23 or younger—to start the All-Star Game (source: Elias)...The others to do that were Ted Williams (LF) and Bobby Doerr (2B) of the 1941 Red Sox, and the Angels' Jim Fregosi (SS) and Dean Chance (P) in 1964.

2016 Season Recap & Highlights, Continued

Pitching

THAT'S BETTER: The Red Sox ranked 9th in the majors and 4th in the AL with a 4.00 ERA, after ranking 25th in MLB and 14th in the AL in 2015 (4.31)...Boston's starters ranked 8th in MLB and 3rd in the AL with a 4.22 ERA.

🔥 The Red Sox also saw improvements from 2015 to 2016 in SO/9.0 IP (7.6 in 2015, 8.5 in 2016), WHIP (1.36, 1.27), save % (66.7, 70.5), quality starts (80, 87), opponent AVG (.264, .246), opponent OBP (.327, .314), opponent SLG (.424, .397), and opponent OPS (.751, .711).

DAMAGE CONTROL: Red Sox pitchers allowed the fewest HR in the AL (176), after surrendering the 4th-most in 2015 (178)...Boston's pitching staff also posted the AL's lowest opponent SLG (.397).

WHIFF-LE BALL: Red Sox pitchers set a single-season franchise record with 1,362 strikeouts (previous: 1,294 in 2013)...Boston set franchise records for most strikeouts recorded by relievers (507 – previous: 479 in 2011) and by starters (855 – previous: 833 in 2010).

🔥 Boston pitchers recorded 210 strikeouts through 4/26, the most for any ML team through the first 20 games of a season since 1900 (previous: CLE, 198 SO through 20 games in 2015) (source: Elias).

23 AT THE TROP: Red Sox pitchers set a single-game franchise record with 23 strikeouts on 9/25 at TB (10 innings), 21 of which came in the first 9 innings (Eduardo Rodriguez-13, Heath Hembree-5, Joe Kelly-4, Matt Barnes-1)...Boston became the 5th team ever to strike out 23+ batters in a game, and the first to do so in 10 innings or fewer.

🔥 In that game, the Sox set a major league record by striking out 11 consecutive batters faced, from the 2nd out of the 4th inning through the final out of the 7th...17 consecutive outs recorded by the Sox came by strikeout, from the final out of the 2nd inning through the first out of the 8th.

MOST STRIKEOUTS IN A GAME, MAJOR LEAGUE HISTORY (PITCHING)

Team	Date/Opp.	SO	Inn.
2004 ANA	6/8 vs. MIL	26	17
1971 OAK	7/9 vs. CAL	26	20
2003 CHC	5/15 at MIL	24	17
2016 BOS	9/25 at TB	23	10
2003 HOU	5/31 at CHC	23	16

YOU COMPLETE ME: The Red Sox led the AL with 9 complete games, 2nd-most in MLB behind only SF (10) and the most by any Boston club since 1996 (17).

🔥 The Sox threw 3 complete games in an 8-day span from 7/29-8/5: 1 by Steven Wright (8/5 at LAD) and 2 by Rick Porcello (8/3 at SEA, 7/29 at LAA)...21 teams threw fewer than 3 CG in the entire 2016 season.

🔥 The last time the Sox threw 3 CG in an 8-game span was 2005: 9/4 vs. BAL (David Wells), 9/6 vs. LAA (Tim Wakefield), and 9/11 at NYY (Wakefield)...The Sox had not thrown 3 CG in a span of 8 games, all on the road, since 1992: 8/14 at MIL (Greg Harris), 8/15 at MIL (Danny Darwin), and 8/16 at MIL (Frank Viola).

START ME UP: Boston's starting pitchers ranked 23rd in the majors and 11th in the AL with a 4.84 ERA through 7/8, but their 3.56 ERA from 7/9 through the remainder of the season led the AL and ranked 2nd in the majors behind only CHC (2.95)...Red Sox starters also led the majors in innings pitched in that span (473.1).

QUALITY CONTROL: Red Sox starters allowed 3 ER or fewer in 17 consecutive games from 8/3-20, the club's longest streak since 5/20-6/8/2001 (also 17 G).

PITCHING AWAY: Boston led the majors with a 2.82 road ERA after the All-Star break (120 ER/382.2 IP)...No other team in the majors posted a road ERA below 3.25 in that time...Sox pitchers also led the majors with a .213 opponent AVG and .605 OPS on the road after the break.

🔥 Boston allowed 2 ER or fewer in 9 straight road games from 8/25-9/10, the club's longest such streak since earned runs became an official stat in the AL in 1913...The Sox' only 2 streaks of 8 games came in 1915 (source: Elias).

THE 'PEN IS MIGHTIER: Boston's bullpen ranked 2nd in the majors with a 1.81 ERA (17 ER/84.1 IP) from 9/1 through the remainder of the season...Sox relievers also had MLB's lowest opponent OPS (.572) and the AL's lowest opponent AVG (.198) in that time.

🔥 During a 20-game span from 9/1-23, Red Sox relievers posted a 0.77 ERA (5 ER/58.1 IP).

2016 Season Recap & Highlights, Continued

Fielding

GOLDEN GLOVES: RF Mookie Betts represented the Red Sox on the AL's Rawlings Gold Glove Team...At 24 years old, he became the youngest Red Sox player to win a Gold Glove Award at any position since Fred Lynn earned the honor in 1975 as a 23-year-old outfielder.

👉 Betts and 2B Dustin Pedroia earned Wilson Defensive Player of the Year Awards as the top defenders at their respective positions in either league...Betts was honored as Wilson's overall individual winner as the best defensive player at any position.

MAKE NO MISTAKE: Boston set a franchise record by playing 18 consecutive games without committing an error from 9/13-10/1 (previous: 17 games in 2006)...The streak was snapped in the 9th inning of the final game of the regular season (10/2 vs. TOR).

👉 Overall, the Red Sox ranked 3rd in the AL and 5th in the majors with an overall fielding % of .987...The only teams to commit fewer errors than Boston's 76 were the Tigers (75), Nationals (73), and Giants (72).

RUN AT YOUR OWN RISK: Boston outfielders combined for 9 double plays (T-1st in MLB), 35 assists (T-4th in MLB), and a .993 fielding % (1st in MLB).

👉 Mookie Betts recorded 14 assists and Jackie Bradley Jr. had 13...The Red Sox last had 2 outfielders with 13+ assists apiece in a season in 1978 (Evans-14, Rice-13).

BOSTON'S BACKSTOPS: Red Sox catchers threw out 31 of 90 attempted base stealers (34.4%), marking the 4th-best caught stealing percentage in the majors.

👉 Sox catchers allowed a major league-low 19 stolen bases from 7/9 through the remainder of the season...In that same span, 26 teams allowed at least 30 steals, 15 teams allowed at least 40, and 6 teams allowed at least 50.

On the Farm

RECORD BREAKERS: The short-season Single-A Lowell Spinners set a franchise record for wins in a season (47) and won the Stedler Division for only the 3rd time since the team's inception in 1996...They tied a franchise record for most wins at home in a single season (25).

CHAMPS OF THE SOUTH: The Gulf Coast League Red Sox won the GCL South Division with a record of 33-28 before falling to the GCL Cardinals in the semifinals of the league's postseason.

DOMINICAN DOMINATION: Each of the Sox' Dominican Summer League teams won its respective division title...The DSL Red Sox 1 claimed the Northwest Division crown at 50-18—the best record among the league's 42 teams—before moving on to claim the postseason championship...The DSL Red Sox 2 were nearly as impressive as champions of the Northeast Division (48-22), but they fell to the DSL Rangers in the semifinals, 2 games to 1.

PLAYER OF THE YEAR: Yoan Moncada was named *Baseball America's* Minor League Player of the Year...He became the first player ever to earn the honor as a member of the Red Sox organization, as well as the first Cuban native to win the award in its 36-year history (1981-2016).

US AGAINST THE WORLD: The 2016 SiriusXM All-Star Futures Game was played on 7/10 at Petco Park in San Diego...OF Andrew Benintendi (Double-A Portland) represented the Red Sox organization for the U.S. Team, while INF Yoan Moncada (Double-A Portland) played for the World Team and was named the game's MVP.

Odds & Ends

12,000TH HR AT FENWAY: On 4/13, BAL's Chris Davis hit the 12,000th home run in the history of regular season Red Sox games at Fenway Park (that figure does not include 8 HR hit here in Boston Braves games).

18,000TH RED SOX GAME: The Sox' meeting with TOR at Fenway Park on 6/3 marked the 18,000th game in franchise history: 9,256 wins; 8,661 losses; 82 ties; and 1 protested game in 1924...From 1901-07, the franchise played 1,037 games as the Boston Americans.

40 VS. 40: On 4/29, David Ortiz (40 years, 163 days old) and Alex Rodriguez (40 years, 277 days) both homered, marking the first game in major league history a player age 40 or older homered for each team (source: Elias).

HIGH FIVE!: According to Elias, the Red Sox became the first team in MLB history to score exactly 5 runs in 5 consecutive games, all wins...Boston defeated the Yankees on 9/18 (5-4) before scoring 5 runs in each of their 4 games at BAL from 9/19-22 (5-2, 5-2, 5-1, 5-3)...The last team to win as many as 5 straight games and score the same amount of runs in each game was the 1989 Brewers (6 straight with 7 runs from 9/6-12).

EXTRA RARE: According to Elias, Boston's 10-inning, 1-0 loss to the Rays on 4/19 marked only the 2nd time in Red Sox history Boston was held to 1 or fewer hits in an extra-inning game...The only other instance came more than 80 years ago on 9/18/34 at the St. Louis Browns, a game the Sox won, 2-1, in 10 innings despite being out-hit, 10-1.

👉 The Red Sox were held scoreless in an extra-inning game at Fenway Park for the first time since 4/15/91, a 1-0 setback to the Indians in 13 innings.

Thank You, Papi!

David Ortiz announced on 11/18/15 (his 40th birthday) that the 2016 season would be his last as a player. Below is a look at one of the greatest final seasons in MLB history:

2016 Highlights

- 🔴 Led the Red Sox in HR (38), doubles (48), XBH (87), RBI (127), BB (80), OBP (.401), SLG (.620), OPS (1.021), go-ahead RBI (33), and game-winning RBI (18).
- 🔴 Led MLB in doubles, XBH, and SLG...According to Elias, became the oldest player in ML history to ever lead the majors in any of those categories...Also led MLB in OPS.
- 🔴 Set ML single-season records for HR, RBI, doubles, and XBH by a player age 40 or older (source: Elias).
- 🔴 According to Elias, broke "Shoeless" Joe Jackson's nearly-100-year-old record for most RBI in a final season (Jackson had 123 RBI in 1920)...Also set ML records for most HR, doubles, and XBH in a final season.
- 🔴 His 10th season with 100+ RBI for the Red Sox passed Ted Williams (9) for the most in franchise history...His 10th season with 30+ HR extended his franchise record (Williams had 8 such seasons).
- 🔴 Tied for the AL lead in RBI (T-2nd in MLB) and ranked among AL leaders in AVG (6th, .315) and OBP (3rd, .401).
- 🔴 Was the only player with 30+ HR and 100+ RBI in each season from 2013-16...The only other player with as many as 3 such seasons in that span was Edwin Encarnacion.
- 🔴 Became only the 5th player to record 30+ HR and 100+ RBI as many as 10 times for a single franchise, joining Babe Ruth (12, Yankees), Hank Aaron (10, Braves), Lou Gehrig (10, Yankees), and Albert Pujols (10, Cardinals).
- 🔴 Became the 6th player ever with 20+ HR in as many as 15 consecutive seasons, joining Hank Aaron (20; 1955-74), Babe Ruth (16; 1919-34), Willie Mays (15; 1954-68), Barry Bonds (15; 1990-2004), and Alex Rodriguez (15; 1996-2010).



- 🔴 Made his 13th Opening Day start at DH (BOS-11, MIN-2), passing Don Baylor for most in ML history at the position...Also started at 1B for the Sox on Opening Day in 2015... His 12 O.D. starts for BOS are tied with Rico Petrocelli for 6th on the Sox' all-time list.
- 🔴 On 5/14 vs. HOU, tied the game at 5-5 with a 2-out RBI triple in the 9th inning and delivered a walk-off RBI double in the 11th...Also homered in the 3rd inning, marking the only time in his career he fell a single shy of the cycle.
- 🔴 Started the All-Star Game at DH on 7/11 at SD (0-for-1, BB)...Removed for a pinch-runner in the 3rd inning...Was his 10th selection (all with BOS), passing Bobby Doerr (9) for 3rd-most in Red Sox history behind only Carl Yastrzemski and Ted Williams (18 each).
- POSTSEASON:** Started each of the Sox' ALDS games at DH...Walked in his final plate appearance in the 8th inning of Game 3, advanced to 2B on a single by Hanley Ramirez, and was removed for pinch-runner Marco Hernandez.

All-Time Rankings and Awards

- 🔴 Ranks among all-time MLB leaders in HR (17th, 541), doubles (10th, 632), XBH (T-8th, 1,192), and RBI (22nd, 1,768)...Among AL leaders, ranks 3rd all-time in XBH, 5th in doubles, 6th in HR, and 9th in RBI.
- 🔴 Is MLB's all-time leader in most categories as a DH, including games (2,029), hits (2,191), runs (1,254), RBI (1,569), 2B (557), HR (485), XBH (1,060), BB (1,168), total bases (4,239), and times on base (3,392)...Among players with at least 1,000 plate appearances at DH, ranks 2nd in SLG (.559) and 3rd in OPS (.942).
- 🔴 Is the Red Sox' all-time leader in walk-off HR (10) and walk-off RBI (17)...Ranks among all-time Red Sox leaders in games (5th; 1,953), hits (6th; 2,079), runs (5th; 1,204), RBI (3rd; 1,530), doubles (3rd; 524), HR (2nd; 483), XBH (3rd; 1,023), BB (4th; 1,133), total bases (5th; 4,084), and times on base (4th; 3,241)...Among Red Sox with at least 3,000 at-bats, ranks 4th in SLG (.570) and OPS (.956)...Is 1 of 7 players to appear in at least 14 consecutive seasons for the Red Sox (2003-16), along with Carl Yastrzemski (23), Dwight Evans (19), Tim Wakefield (17), Jim Rice (16), Jason Varitek (15), and Ted Williams (15)...Is BOS' only 3-time World Champion in the post-World War I era.
- 🔴 Ranks among all-time leaders at Fenway Park in games (5th; 1,014), hits (6th; 1,135), runs (5th; 644), RBI (3rd; 842), doubles (2nd; 325), HR (3rd; 222), XBH (3rd; 560), total bases (5th; 2,152), and times on base (4th; 1,765).
- 🔴 Named MVP of the 2004 ALCS and of the 2013 World Series...Is the Sox' all-time leader in postseason games (76), runs (51), hits (80), doubles (19), HR (17), XBH (38), RBI (57), total bases (154), and BB (59)...Among major leaguers (min. 50 PA), owns the best-ever World Series AVG (.455), OBP (.576), and SLG (.795).
- 🔴 Earned the Edgar Martinez Outstanding Designated Hitter Award a record 8 times (2003-07, 2011, 2013, 2016) and won 7 Silver Slugger Awards as DH (2004-07, 2011, 2013, 2016), the most ever at the position...Twice earned the AL's Hank Aaron Award (2005, 2016), given annually to the top offensive performer in each league.
- 🔴 Finished in the top 10 in BBWAA American League MVP voting 7 times: 2003 (5th), 2004 (4th), 2005 (2nd), 2006 (3rd), 2007 (4th), 2013 (10th), and 2016 (6th).
- 🔴 Is 1 of only 4 players with at least 500 HR and 600 doubles, joining Hank Aaron, Barry Bonds, and Albert Pujols.
- 🔴 Won the 2011 Roberto Clemente Award, MLB's highest honor for those who best represent the game of baseball through positive contributions on and off the field.



Thank You, Papi!

Throughout 2016, teams generously honored David Ortiz with gifts and tributes during pre-game ceremonies:

Date	Opponent	Description
April 22	Houston	Custom black Stetson cowboy hat
April 26	Atlanta	Video tribute
May 5	Chicago-AL	Handcrafted humidor with 50 Dominican cigars
May 17	Kansas City	2012 All-Star Game chair; framed photo of Ortiz; KC barbecue sauce
June 7	San Francisco	Authentic San Francisco cable car bell
June 10	Minnesota	Custom 64-ounce jar of peanut butter; \$10,000 donation in Ortiz's name to the Kirby Puckett scholarship program
June 25	Texas	Custom Lucchese Italian goat leather boots; custom Lucchese belt buckle
July 28	Los Angeles-AL	Painting of Ortiz by famed artist Stephen Holland
August 4	Seattle	Framed version of Ortiz's original minor league contract with SEA in 1992; 34 pounds of Northwest King Salmon; Portrait of Ortiz
August 5	Los Angeles-NL	\$10,000 donation to the David Ortiz Children's Fund (donation was matched by Adrian Gonzalez)
August 15	Cleveland	\$10,000 donation in Ortiz's name to Near West Recreation
August 20	Detroit	Video tribute; Framed photos of Ortiz from the 2005 All-Star Game
September 3	Oakland	Video tribute; Bottle of cabernet with custom Ortiz label
September 7	San Diego	Custom surfboard
September 9	Toronto	Video tribute; Custom-made Canada Goose jackets for Ortiz and his family; \$10,000 donation to the David Ortiz Children's Fund
September 22	Baltimore	Video tribute; Bullpen phone; \$10,000 donation in Ortiz's name to the World Pediatric Project
September 25	Tampa Bay	Oil painting of Ortiz's 500th home run; 34 handmade cigars; \$5,000 donation in Ortiz's name to the Miracle League of St. Petersburg; \$5,000 donation to the University of South Florida Latino Scholars Program
September 29	New York-AL	Oil painting of Ortiz; Custom-made autograph book with hand-scripted messages from former Yankees players



Chris Sale and the White Sox presented David Ortiz with a handcrafted humidor.

2016
in Review

David Ortiz's Major League Record

YEAR	CLUB	AVG	G	AB	R	H	2B	3B	HR	RBI	SH	SF	HB	BB	SO	SB	CS	E
1997	MINNESOTA	.327	15	49	10	16	3	0	1	6	0	0	0	2	19	0	0	1
1998	MINNESOTA	.277	86	278	47	77	20	0	9	46	0	4	5	39	72	1	0	6
1999	MINNESOTA	.000	10	20	1	0	0	0	0	0	0	0	0	5	12	0	0	0
2000	MINNESOTA	.282	130	415	59	117	36	1	10	63	0	6	0	57	81	1	0	1
2001	MINNESOTA	.234	89	303	46	71	17	1	18	48	1	2	1	40	68	1	0	0
2002	MINNESOTA	.272	125	412	52	112	32	1	20	75	0	8	3	43	87	1	2	1
2003	BOSTON	.288	128	448	79	129	39	2	31	101	0	2	1	58	83	0	0	3
2004	BOSTON	.301	150	582	94	175	47	3	41	139	0	8	4	75	133	0	0	4
2005	BOSTON	.300	159	601	119	180	40	1	47	148	0	9	1	102	124	1	0	2
2006	BOSTON	.287	151	558	115	160	29	2	54	137	0	5	4	119	117	1	0	2
2007	BOSTON	.332	149	549	116	182	52	1	35	117	0	3	4	111	103	3	1	0
2008	BOSTON	.264	109	416	74	110	30	1	23	89	1	3	1	70	74	1	0	0
2009	BOSTON	.238	150	541	77	129	35	1	28	99	0	7	5	74	134	0	2	1
2010	BOSTON	.270	145	518	86	140	36	1	32	102	0	4	2	82	145	0	1	0
2011	BOSTON	.309	146	525	84	162	40	1	29	96	0	1	1	78	83	1	1	0
2012	BOSTON	.318	90	324	65	103	26	0	23	60	3	3	0	56	51	0	1	0
2013	BOSTON	.309	137	518	84	160	38	2	30	103	0	5	1	76	88	4	0	0
2014	BOSTON	.263	142	518	59	136	27	0	35	104	0	6	3	75	95	0	0	0
2015	BOSTON	.273	146	528	73	144	37	0	37	108	0	9	0	77	95	0	1	1
2016	BOSTON	.315	151	537	79	169	48	1	38	127	0	7	2	80	86	2	0	0
Major League Totals		.286	2408	8640	1419	2472	632	19	541	1768	2	92	38	1319	1750	17	9	22
Red Sox Totals		.290	1953	7163	1204	2079	524	16	483	1530	1	72	29	1133	1411	13	7	13

David Ortiz's Postseason Record

YEAR	CLUB	AVG	G	AB	R	H	2B	3B	HR	RBI	SH	SF	HB	BB	SO	SB	CS	E
2002	MINNESOTA	.276	9	29	0	8	3	0	0	4	0	0	0	0	10	0	0	0
2003	BOSTON	.191	12	47	4	9	2	0	2	8	0	0	0	1	5	15	0	0
2004	BOSTON	.400	14	55	13	22	3	1	5	19	0	0	0	13	10	0	1	0
2005	BOSTON	.333	3	12	2	4	2	0	1	1	0	0	0	0	3	0	0	0
2007	BOSTON	.370	14	46	16	17	6	0	3	10	0	2	1	14	9	0	0	0
2008	BOSTON	.186	11	43	4	8	2	1	1	5	0	0	0	9	13	0	0	0
2009	BOSTON	.083	3	12	0	1	0	0	0	0	0	0	0	0	4	0	0	0
2013	BOSTON	.353	16	51	12	18	3	0	5	13	0	1	0	16	7	0	0	0
2016	BOSTON	.111	3	9	0	1	1	0	0	1	0	1	0	2	1	0	0	0
Postseason Totals		.289	85	304	51	88	22	2	17	61	0	4	2	59	72	0	1	0

2016 Statistical Summary

2016 Batting Statistics

PLAYER	AVG	G	AB	R	H	2B	3B	HR	RBI	SH	SF	HP	BB	SO	SB	CS	E	SLG	OBP
Abad,F	.000	57	1	0	0	0	0	0	0	0	0	0	0	1	0	0	0	.000	.000
BOS	.000	18	0	0	0	0	0	0	0	0	0	0	0	0	0	0	0	.000	.000
*Benintendi,A	.295	34	105	16	31	11	1	2	14	1	1	1	10	25	1	0	1	.476	.359
Betts,M	.318	158	672	122	214	42	5	31	113	0	7	2	49	80	26	4	1	.534	.363
Bogaerts,X	.294	157	652	115	192	34	1	21	89	0	3	6	58	123	13	4	13	.446	.356
Bradley,J	.267	156	558	94	149	30	7	26	87	0	5	10	63	143	9	2	3	.486	.349
*Brentz,B	.279	25	61	8	17	3	0	1	7	0	0	0	3	17	0	0	1	.377	.313
Buchholz,C	.000	37	2	0	0	0	0	0	0	0	0	1	2	0	0	0	1	.000	.000
Castillo,R	.250	9	8	4	2	1	0	0	0	0	0	0	3	0	0	0	0	.375	.250
Hanigan,R	.171	35	105	9	18	4	0	1	14	0	0	1	7	27	0	0	0	.238	.230
* Hernandez,M	.294	40	51	11	15	1	0	1	5	0	0	0	5	10	1	0	2	.373	.357
RIGHT	.000	0	0	0	0	0	0	0	0	0	0	0	0	0	0	0	0	.000	.000
LEFT	.294	51	15	1	0	1	0	1	5	0	0	0	5	10	0	0	3	.373	.357
Hill,A	.218	47	124	14	27	3	0	2	9	0	0	1	11	16	0	0	3	.290	.287
Holaday,B	.231	44	117	17	27	7	1	2	14	1	2	2	7	28	0	1	1	.359	.281
BOS	.212	14	33	3	7	1	0	0	1	0	0	0	2	12	0	0	1	.242	.257
Holt,B	.255	94	290	45	74	16	0	7	34	1	3	3	27	58	4	3	4	.383	.322
*LaMarre,R	.000	6	5	1	0	0	0	0	0	0	0	0	1	2	0	0	0	.000	.167
Leon,S	.310	78	252	36	78	17	2	7	35	4	2	2	23	66	0	0	1	.476	.369
RIGHT	.373	67	25	4	0	0	0	4	17	1	2	1	10	13	0	0	0	.612	.450
LEFT	.286	185	53	13	2	3	18	3	0	1	13	53	0	0	0	0	0	.427	.337
*Marrero,D	.083	13	12	0	1	0	0	0	0	0	0	0	2	5	0	0	1	.083	.214
Martinez,M	.238	63	101	16	24	4	0	1	4	1	0	0	4	23	0	2	4	.307	.267
BOS	.167	4	6	1	1	0	0	0	0	0	0	0	1	2	0	0	0	.167	.286
RIGHT	.000	2	0	0	0	0	0	0	0	0	0	0	1	0	0	0	0	.000	.000
LEFT	.250	4	1	0	0	0	0	0	0	0	0	0	1	1	0	0	0	.250	.400
*Miller,M	.000	1	1	0	0	0	0	0	0	0	0	0	0	0	0	0	0	.000	.000
*Moncada,Y	.211	8	19	3	4	1	0	0	1	0	0	0	1	12	0	0	1	.263	.250
RIGHT	.250	4	1	0	0	0	0	0	0	0	0	0	0	3	0	0	0	.250	.250
LEFT	.200	15	3	1	0	0	1	0	0	1	0	0	1	9	0	0	0	.267	.250
Ortiz,D	.315	151	537	79	169	48	1	38	127	0	7	2	80	86	2	0	0	.620	.401
Pedroia,D	.318	154	633	105	201	36	1	15	74	1	3	0	61	73	7	4	6	.449	.376
Pomeranz,D	.000	14	2	0	0	0	0	0	0	0	0	0	0	2	0	0	0	.000	.000
Porcello,R	.200	33	5	0	1	0	0	0	0	0	0	0	0	1	0	0	1	.200	.200
Price,D	.000	35	10	0	0	0	0	0	0	0	0	0	1	8	0	0	0	.000	.091
Ramirez,H	.286	147	549	81	157	28	1	30	111	0	4	7	60	120	9	3	4	.505	.361
Rodriguez,E	.000	20	2	0	0	0	0	0	0	0	0	0	0	2	0	0	1	.000	.000
Rutledge,J	.265	28	49	9	13	6	0	0	3	1	0	0	6	19	2	0	2	.388	.345
Sandoval,P	.000	3	6	0	0	0	0	0	0	0	0	0	1	4	0	0	1	.000	.143
RIGHT	.000	0	0	0	0	0	0	0	0	0	0	0	0	0	0	0	0	.000	.000
LEFT	.000	6	0	0	0	0	0	0	0	0	0	0	1	4	0	0	0	.000	.143
Shaw,T	.242	145	480	63	116	34	2	16	71	0	4	3	43	133	5	1	16	.421	.306
Swihart,B	.258	19	62	9	16	0	3	0	5	0	1	0	11	17	0	1	0	.355	.365
RIGHT	.800	5	4	0	0	0	0	0	0	0	0	0	2	0	0	0	0	.800	.857
LEFT	.211	57	12	0	3	0	5	0	5	0	1	0	9	17	0	0	0	.316	.313
Vazquez,C	.227	57	172	21	39	9	1	1	12	0	0	2	10	39	0	0	2	.308	.277
Wright,S	.000	25	4	0	0	0	0	0	0	0	0	0	0	3	0	0	0	.000	.000
Young,C	.276	76	203	29	56	18	0	9	24	0	0	3	21	50	4	2	0	.498	.352
BOSTON	.282	162	5670	878	1598	343	25	208	836	8	40	43	558	1160	83	24	76	.461	.348
OPPONENTS	.246	162	5459	694	1341	251	23	176	658	24	35	65	490	1362	59	33	101	.397	.313

2016 Pitching Statistics

PLAYER	W-L	ERA	G	GS	CG	SHO	SV	IP	H	R	ER	HR	HB	BB	SO	WP	BK	AVG
Abad,F	1-6	3.66	57	0	0	0	1	46.2	40	20	19	4	1	22	41	1	1	.230
BOS	0-2	6.39	18	0	0	0	0	12.2	13	9	9	2	1	8	12	1	0	.255
Barnes,M	4-3	4.05	62	0	0	0	1	66.2	62	32	30	6	3	31	71	4	0	.248
Buchholz,C	8-10	4.78	37	21	0	0	0	139.1	130	80	74	21	5	55	93	1	0	.250
* Cuevas,W	0-1	3.60	3	0	0	0	0	5.0	5	2	2	0	0	6	3	0	0	.294
Ellas,R	0-1	12.91	3	1	0	0	0	7.2	15	11	11	2	0	5	3	0	0	.417
*Hembree,H	4-1	2.65	38	0	0	0	0	51.0	51	23	15	6	0	17	47	0	0	.249
Kelly,J	4-0	5.18	20	6	0	0	0	40.0	44	23	23	5	2	24	48	0	0	.278
Kimbrel,C	2-6	3.40	57	0	0	0	31	53.0	28	22	20	4	4	30	83	6	0	.152
Layne,T	2-1	3.63	63	0	0	0	1	44.2	37	18	18	3	3	21	38	2	0	.230
BOS	0-1	3.77	34	0	0	0	0	28.2	27	12	12	1	1	14	25	1	0	.260
* LaMarre,R	0-0	0.00	1	0	0	0	0	1.0	2	0	0	0	0	0	0	0	0	.400
* Light,P	0-1	11.34	17	0	0	0	0	16.2	22	22	21	4	1	16	16	5	0	.297
BOS	0-0	23.63	2	0	0	0	0	2.2	7	8	7	2	1	1	2	0	0	.438
O'Sullivan,S	2-0	6.75	5	4	0	0	0	21.1	30	17	16	3	2	6	13	2	0	.337
Owens,H	0-2	6.95	5	4	0	0	0	22.0	23	17	17	5	1	20	21	3	0	.284
Pomeranz,D	3-5	4.59	14	13	0	0	0	68.7	70	35	35	14	0	24	71	3	0	.262
Porcello,R	22-4	3.15	33	33	3	0	0	223.0	193	85	78	23	13	32	189	3	0	.230
Price,D	17-9	3.99	35	35	2	0	0	230.0	227	106	102	30	7	50	228	4	0	.258
* Ramirez,N	0-0	6.23	14	0	0	0	0	13.0	16	9	9	4	2	8	15	0	0	.327
Rodriguez,E	3-7	4.71	20	20	0	0	0	107.0	99	58	56	16	3	40	100	0	0	.241
Ross,R	3-2	3.25	54	0	0	0	0	55.1	46	21	20	2	8	23	56	7	0	.223
* Scott,R	1-0	0.00	7	0	0	0	0	6.0	6	0	0	0	0	2	5	1	0	.273
Smith,C	0-0	0.00	3	0	0	0	0	2.2	2	1	0	0	0	1	2	0	0	.200
Tazawa,J	3-2	4.17	53	0	0	0	0	49.2	47	23	23	9	1	14	54	4	0	.245
Uehara,K	2-3	3.45	50	0	0	0	7	47.0	34	18	18	8	2	11	63	1	0	.200
Wright,S	13-6	3.33	24	24	4	1	0	156.2	138	74	58	12	8	57	127	10	0	.235
Ziegler,B	2-4	1.52	33	0	0	0	4	29.2	26	8	5	1	1	11	31	1	0	.234
BOSTON	93-69	4.00	162	162	9	5	43	1439.2	1341	694	640	176	65	490	1362	52	0	.246
OPPONENTS	69-93	5.11	162	162	0	6	43	1426.2	1598	878	810	208	43	558	1160	67	1	.282

*Rookie

2016 Fielding Statistics

PLAYER	POS.	PCT.	G	GS	PO	A	E	TC	DP	TP
*Benintendi,A	OF	.982	32	30	55	0	1	56	0	0
Betts,M	OF	.997	157	157	346	14	1	361	4	0
Bogaerts,X	SS	.977	157	157	195	355	13	563	73	0
Bradley,J	OF	.992	156	155	365	13	3	381	3	0
*Brentz,B	OF	.963	22	17	25	1	1	27	0	0
Castillo,R	OF	1.000	4	2	6	0	0	6	0	0
Hanigan,R	C	1.000	34	30	258	26	0	284	3	0
*Hernandez,M	2B	.955	14	3	9	12	1	22	4	0
	3B	.938	10	6	5	10	1	16	4	0
	SS	1.000	2	1	0	2	0	2	0	0
Hill,A	2B	1.000	4	0	1	5	0	6	1	0
	3B	.960	44	30	19	53	3	75	7	0
Holaday,B	C	1.000	1	0	0	1	0	1	1	0
Holt,B	2B	1.000	8	4	10	11	0	21	1	0
	3B	.951	17	11	10	29	2	41	3	0
	SS	1.000	7	4	6	12	0	18	1	0
	OF	.983	68	57	107	6	2	115	2	0
*LaMarre,R	OF	1.000	3	1	3	0	0	3	0	0
Leon,S	C	.998	74	67	561	35	1	597	6	0
*Marrero,D	2B	.875	6	2	2	5	1	8	1	0
	SS	1.000	4	0	1	0	0	1	0	0
Martinez,M	SS	.000	1	0	0	0	0	0	0	0
	OF	1.000	2	1	5	0	0	5	0	0
*Moncada,Y	3B	.933	5	4	2	12	1	15	0	0
Ortiz,D	DH	1.000	1	1	5	0	0	5	0	0
Pedroia,D	2B	.990	152	151	245	362	6	613	98	0
Ramirez,H	1B	.996	133	133	1000	39	4	1043	100	0
Rutledge,J	2B	1.000	5	2	6	7	0	13	3	0
	3B	.917	17	10	2	20	2	24	2	0
	SS	.000	1	0	0	0	0	0	0	0
Sandoval,P	3B	.800	2	1	1	3	1	5	0	0
Shaw,T	1B	1.000	50	28	251	19	0	270	27	0
	3B	.945	105	99	76	197	16	289	20	0
	OF	1.000	1	0	1	0	0	1	0	0
Swihart,B	C	1.000	6	6	59	3	0	62	0	0
	OF	1.000	13	13	30	1	0	31	0	0
Vazquez,C	C	.996	56	49	423	25	2	450	3	0
Young,C	OF	1.000	69	53	103	0	0	103	0	0

PITCHER	POS.	PCT.	G	GS	PO	A	E	TC	DP	TP
Abad,F	P	1.000	57	0	0	4	0	4	1	0
Barnes,M	P	1.000	62	0	2	6	0	8	0	0
Buchholz,C	P	.938	37	21	9	6	1	16	0	0
*Cuevas,W	P	1.000	3	0	0	1	0	1	0	0
Elias,R	P	1.000	3	1	0	2	0	2	0	0
*Hembree,H	P	.900	38	0	2	7	1	10	0	0
Kelly,J	P	.833	20	6	2	3	1	6	0	0
Kimbrel,C	P	1.000	57	0	0	2	0	2	0	0
Layne,T	P	.938	63	0	7	8	1	16	1	0
*LaMarre,R	P	.000	1	0	0	0	0	0	0	0
*Light,P	P	1.000	17	0	2	5	0	7	1	0
O'Sullivan,S	P	.667	5	4	0	2	1	3	0	0
Owens,H	P	.000	5	5	0	0	0	0	0	0
Pomeranz,D	P	.875	14	13	0	7	1	8	0	0
Porcello,R	P	.955	33	33	6	15	1	22	0	0
Price,D	P	1.000	35	35	5	22	0	27	2	0
*Ramirez,N	P	1.000	14	0	0	1	0	1	0	0
Rodriguez,E	P	.938	20	20	4	11	1	16	1	0
Ross,R	P	1.000	54	0	4	5	0	9	0	0
*Scott,R	P	.000	7	0	0	0	0	0	0	0
*Smith,C	P	.000	3	0	0	0	0	0	0	0
Tazawa,J	P	.857	53	0	3	3	1	7	1	0
Uehara,K	P	.833	50	0	1	4	1	6	0	0
Wright,S	P	.923	24	24	8	28	3	39	5	0
Ziegler,B	P	1.000	33	0	1	3	0	4	0	0

*Rookie

2016 Statistical Summary, Continued

2016 Batting Profile

	AVG	G	AB	R	H	2B	3B	HR	RBI	SH	SF	HP	BB	SO	SB	CS	E	SLG	OBP
TOTALS	.282	162	5670	878	1598	343	25	208	836	8	40	43	558	1160	83	24	62	.461	.348
vs Left	.278		1347	208	374	72	2	50	197	2	10	11	144	294	16	5		.445	.350
vs Right	.283		4323	670	1224	271	23	158	639	6	30	32	414	866	67	19		.466	.348
Home	AVG	G	AB	R	H	2B	3B	HR	RBI	SH	SF	HP	BB	SO	SB	CS	E	SLG	OBP
Road	.300	81	2819	477	845	209	14	102	455	4	16	25	276	520	36	8	30	.492	.365
	.264	81	2851	401	753	134	11	106	381	4	24	18	282	640	47	16	32	.430	.332
Day	AVG	G	AB	R	H	2B	3B	HR	RBI	SH	SF	HP	BB	SO	SB	CS	E	SLG	OBP
Night	.279	50	1749	260	488	106	8	61	243	3	10	10	175	366	28	10	27	.453	.346
	.283	112	3921	618	1110	237	17	147	593	5	30	33	383	794	55	14	35	.465	.349
Grass	AVG	G	AB	R	H	2B	3B	HR	RBI	SH	SF	HP	BB	SO	SB	CS	E	SLG	OBP
Turf	.285	143	4997	779	1422	300	23	191	740	8	32	39	484	993	68	20	52	.468	.350
	.262	19	673	99	176	43	2	17	96	0	8	4	74	167	15	4	10	.407	.335
Runners on	AVG	G	AB	R	H	2B	3B	HR	RBI	SH	SF	HP	BB	SO	SB	CS	E	SLG	OBP
None on	.292	162	2562	771	747	171	13	101	729	8	40	23	275	518	83	24		.487	.360
RISP	.274	162	3108	107	851	172	12	107	107	0	0	20	283	642	0	0		.440	.338
RISP/2 OUTS	.283	160	1440	639	408	98	9	55	601	2	40	15	203	305	28	6		.478	.369
	.259	158	668	268	173	50	5	27	251	0	0	7	93	147	16	0		.470	.355
Innings 1-6	AVG	G	AB	R	H	2B	3B	HR	RBI	SH	SF	HP	BB	SO	SB	CS	E	SLG	OBP
Innings 7+	.291	162	3892	643	1132	254	16	152	620	1	30	31	398	739	60	18		.482	.359
	.262	161	1778	235	466	89	9	56	216	7	10	12	160	421	23	6		.417	.326
DH	AVG	G	AB	R	H	2B	3B	HR	RBI	SH	SF	HP	BB	SO	SB	CS	E	SLG	OBP
	.324	152	586	97	190	52	2	44	145	0	7	3	82	93	2	0		.645	.406
vs AL	AVG	G	AB	R	H	2B	3B	HR	RBI	SH	SF	HP	BB	SO	SB	CS	E	SLG	OBP
vs NL	.283	142	4971	755	1408	302	19	176	717	8	37	38	491	1011	67	23		.458	.350
	.272	20	699	123	190	41	6	32	119	0	3	5	67	149	16	1		.485	.339
ARI	AVG	G	AB	R	H	2B	3B	HR	RBI	SH	SF	HP	BB	SO	SB	CS	E	SLG	OBP
ATL	.336	3	113	31	38	4	0	9	30	0	0	1	6	21	0	0	2	.611	.375
BAL	.282	4	142	24	40	16	2	4	23	0	0	1	15	31	5	1	1	.507	.354
CHC	.282	19	655	102	185	29	3	32	98	1	3	4	61	128	8	4	4	.482	.346
CIN	.000	0	0	0	0	0	0	0	0	0	0	0	0	0	0	0	0	.000	.000
CLE	.000	0	0	0	0	0	0	0	0	0	0	0	0	0	0	0	0	.000	.000
CWS	.291	6	213	31	62	13	0	11	30	1	1	1	24	41	1	1	3	.507	.364
COL	.261	7	241	29	63	9	1	6	28	0	4	3	34	53	0	0	3	.382	.355
DET	.298	3	104	20	31	9	3	2	19	0	1	1	13	16	0	0	1	.500	.378
MIA	.267	7	247	34	66	11	2	9	32	1	1	2	17	48	1	0	1	.437	.318
HOU	.000	0	0	0	0	0	0	0	0	0	0	0	0	0	0	0	0	.000	.000
KC	.337	7	276	49	93	23	5	5	45	2	4	1	23	48	5	0	5	.511	.385
LAD	.300	6	210	26	63	9	0	8	26	0	0	2	18	47	1	1	1	.457	.361
LAA	.216	3	97	14	21	1	0	3	13	0	2	1	13	27	2	0	3	.320	.310
MIL	.292	7	240	31	70	14	0	7	29	0	2	1	30	54	3	3	5	.438	.370
MIN	.000	0	0	0	0	0	0	0	0	0	0	0	0	0	0	0	0	.000	.000
NYN	.321	7	262	58	84	16	1	12	51	0	2	2	22	45	3	2	6	.527	.375
NYM	.266	19	638	84	170	35	3	24	81	1	2	6	60	124	7	2	3	.444	.334
OAK	.000	0	0	0	0	0	0	0	0	0	0	0	0	0	0	0	0	.000	.000
PHI	.368	6	239	67	88	23	0	10	63	0	3	2	26	46	2	0	3	.590	.430
SEA	.000	0	0	0	0	0	0	0	0	0	0	0	0	0	0	0	0	.000	.000
PIT	.272	7	239	22	65	13	1	8	20	1	3	3	12	42	2	3	0	.435	.311
TB	.000	0	0	0	0	0	0	0	0	0	0	0	0	0	0	0	0	.000	.000
SD	.264	19	645	87	170	40	0	18	84	1	7	1	69	164	15	5	4	.409	.332
TEX	.252	3	103	13	26	3	0	6	13	0	0	0	11	30	3	0	0	.456	.325
SF	.307	6	215	38	66	19	0	11	37	0	1	4	25	30	5	0	6	.549	.388
TOR	.243	4	140	21	34	8	1	8	21	0	0	1	9	24	6	0	0	.486	.293
STL	.250	19	651	97	163	48	3	15	93	0	4	6	70	141	14	2	11	.402	.327
WSH	.000	0	0	0	0	0	0	0	0	0	0	0	0	0	0	0	0	.000	.000
	.000	0	0	0	0	0	0	0	0	0	0	0	0	0	0	0	0	.000	.000

2016
in Review

2016 Statistical Summary, Continued

2016 Pitching Profile

	W-L	ERA	G	GS	CG	SHO	SV	IP	H	R	ER	HR	HB	BB	SO	WP	BK	AVG
TOTAL:	93-69	4.00	162	162	9	1	43	1439.2	1341	694	640	176	65	490	1362	52	0	.246
vs Left	---	---	---	---	---	---	---	---	497	---	---	49	24	195	497	23	0	.240
vs Right	---	---	---	---	---	---	---	---	844	---	---	127	41	295	865	29	0	.249
Home	47-34	4.30	81	81	0	0	21	734.0	734	380	351	96	42	242	676	29	0	.260
Road	46-35	3.69	81	81	9	1	22	705.2	607	314	289	80	23	248	686	23	0	.230
Day	27-23	4.05	50	50	2	0	14	442.0	419	219	199	51	23	163	425	14	0	.251
Night	66-46	3.98	112	112	7	1	29	997.2	922	475	441	125	42	327	937	38	0	.243
Grass	82-61	3.98	143	143	9	1	37	1270.1	1174	611	562	153	56	438	1152	45	0	.245
Turf	11-8	4.15	19	19	0	0	6	169.1	167	83	78	23	9	52	210	7	0	.253
vs AL	79-63	4.15	142	142	7	0	40	1262.2	1184	630	582	158	62	445	1195	47	0	.247
vs NL	14-6	2.95	20	20	2	1	3	177.0	157	64	58	18	3	45	167	5	0	.235
ARI	3-0	3.00	3	3	0	0	1	27.0	24	9	9	3	0	9	20	1	0	.238
ATL	3-1	3.00	4	4	0	0	1	36.0	30	13	12	1	1	14	37	0	0	.219
BAL	11-8	4.39	19	19	3	0	5	166.0	133	82	81	27	8	52	159	7	0	.215
CHC	0-0	0.00	0	0	0	0	0	0.0	0	0	0	0	0	0	0	0	0	.000
CIN	0-0	0.00	0	0	0	0	0	0.0	0	0	0	0	0	0	0	0	0	.000
CLE	4-2	2.89	6	6	0	0	2	53.0	36	18	17	5	2	23	54	1	0	.190
CWS	3-4	3.94	7	7	0	0	1	64.0	54	30	28	8	4	30	59	3	0	.233
COL	2-1	4.00	3	3	0	0	0	27.0	28	14	12	4	0	3	27	4	0	.267
DET	2-5	5.02	7	7	0	0	1	61.0	62	35	34	9	2	24	50	1	0	.263
MIA	0-0	0.00	0	0	0	0	0	0.0	0	0	0	0	0	0	0	0	0	.000
HOU	5-2	4.30	7	7	0	0	2	67.0	68	37	32	8	3	33	75	1	0	.259
KC	2-4	5.37	6	6	1	0	1	52.0	47	32	31	10	3	17	32	2	0	.240
LAD	1-2	2.88	3	3	1	1	0	25.0	23	11	8	3	0	8	25	0	0	.240
LAA	4-3	4.84	7	7	1	0	2	61.1	78	42	33	6	3	20	35	3	0	.315
MIL	0-0	0.00	0	0	0	0	0	0.0	0	0	0	0	0	0	0	0	0	.000
MIN	4-3	3.98	7	7	0	0	1	63.1	65	34	28	4	1	23	62	1	0	.265
NYN	11-8	4.24	19	19	1	0	8	165.2	156	79	78	16	7	54	129	9	0	.251
NYM	0-0	0.00	0	0	0	0	0	0.0	0	0	0	0	0	0	0	0	0	.000
OAK	5-1	3.06	6	6	0	0	0	53.0	47	20	18	1	2	13	41	2	0	.233
PHI	0-0	0.00	0	0	0	0	0	0.0	0	0	0	0	0	0	0	0	0	.000
SEA	4-3	3.14	7	7	1	0	3	63.0	49	22	22	11	2	17	63	2	0	.214
PIT	0-0	0.00	0	0	0	0	0	0.0	0	0	0	0	0	0	0	0	0	.000
TB	12-7	3.67	19	19	0	0	6	171.2	165	73	70	20	11	46	212	5	0	.251
SD	2-1	1.73	3	3	0	0	0	26.0	22	5	5	2	1	2	28	0	0	.227
TEX	3-3	5.71	6	6	0	0	1	52.0	74	41	33	8	2	20	53	2	0	.338
SF	3-1	3.00	4	4	1	0	1	36.0	30	12	12	5	1	9	30	0	0	.226
TOR	9-10	4.08	19	19	0	0	7	169.2	150	85	77	25	12	73	171	8	0	.237
STL	0-0	0.00	0	0	0	0	0	0.0	0	0	0	0	0	0	0	0	0	.000
WSH	0-0	0.00	0	0	0	0	0	0.0	0	0	0	0	0	0	0	0	0	.000

2016 Statistical Summary, Continued

2016 Day-By-Day

GM	DATE	DAY	D/N	OPP.	SCORE	REC.	POS.	GA/GB	PITCHERS: W / L / SV	ATTEND.	H/R NO.	H/R TOTAL
1	4-Apr	Mon	D	at CLE	W6-2	1-0	T-1st	--	PPD (Rain)			
2	5-Apr	Tue	D	at CLE	L6-7	1-1	T-2nd	-1.0	PRICE (1-0)/Kluber (0-1)	34,493*	1	34,493
1	6-Apr	Wed	N	at CLE	L6-7	1-1	T-2nd	-1.0	McAllister (1-0)/TAZAWA (0-1)/Allen (1)	10,298	2	44,791
7	7-Apr	Thur	N	at CLE		1-1	T-3rd	-1.5	PPD (Rain)			
3	8-Apr	Fri	N	at TOR	W8-7	2-1	2nd	-1.5	BARNES (1-0)/Storen (0-1)/KIMBREL (1)	48,871*	3	93,662
4	9-Apr	Sat	D	at TOR	W8-4	3-1	2nd	-1.0	PORCELLO (1-0)/Dickey (1-1)	47,138*	4	140,800
5	10-Apr	Sun	D	at TOR	L0-3	3-2	T-2nd	-2.0	Estrada (1-0)/WRIGHT (0-1)/Osuna (3)	46,158*	5	186,958
6	11-Apr	Mon	D	BAL	L7-9	3-3	3rd	-3.0	Brach (2-0)/KIMBREL (0-1)/Britton (3)	37,160*	1	37,160
7	12-Apr	Tue	N	BAL	L5-9	3-4	T-3rd	-4.0	Wright (1-0)/BUCHHOLZ (0-1)	31,114	2	68,274
8	13-Apr	Wed	N	BAL	W4-2	4-4	3rd	-3.0	KELLY (1-0)/Jimenez (1-1)/KIMBREL (2)	31,011	3	99,285
9	14-Apr	Thu	N			4-4	T-2nd	-2.5	Off Day			
9	15-Apr	Fri	N	TOR	W5-3	5-4	2nd	-2.5	PORCELLO (2-0)/Dickey (1-2)/KIMBREL (3)	31,415	4	130,700
10	16-Apr	Sat	D	TOR	W4-2	6-4	2nd	-1.5	PRICE (2-0)/Estrada (1-1)/KIMBREL (4)	36,267	5	166,967
11	17-Apr	Sun	D	TOR	L3-5	6-5	2nd	-2.0	Sanchez (1-0)/WRIGHT (0-2)	37,217*	6	204,184
12	18-Apr	Mon	D	TOR	L3-4	6-6	T-2nd	-2.5	Happ (2-0)/UEHARA (0-1)/Storen (1)	37,168*	7	241,352
13	19-Apr	Tue	N	TB	L0-3 (10)	6-7	T-3rd	-2.5	Ramirez (3-0)/BARNES (1-1)/Colome (2)	32,061	8	273,413
14	20-Apr	Wed	N	TB	W7-2	7-7	T-2nd	-2.5	PORCELLO (3-0)/Archer (0-4)	31,689	9	305,102
15	21-Apr	Thu	D	TB	L8-12	7-8	T-3rd	-3.5	Ramirez (4-0)/CUEVAS (0-1)/Colome (3)	37,954*	10	343,056
16	22-Apr	Fri	N	at HOU	W6-2	8-8	2nd	-2.5	WRIGHT (1-2)/Mough (1-3)/KIMBREL (5)	26,672	6	213,650
17	23-Apr	Sat	D	at HOU	L3-8	8-9	2nd	-3.5	Fiers (2-1)/BUCHHOLZ (0-2)	40,232	7	253,862
18	24-Apr	Sun	N	at HOU	W7-5 (12)	9-9	T-2nd	-2.5	HEMBREE (1-0)/Giles (2)	32,416	8	286,278
19	25-Apr	Mon	N	at ATL	W1-0	10-9	2nd	-1.5	PORCELLO (4-0)/Teheran (0-3)/KIMBREL (6)	22,735	9	309,013
20	26-Apr	Tue	N	at ATL	W11-4	11-9	2nd	-0.5	PRICE (3-0)/Wiesler (0-2)	23,487	10	332,500
21	27-Apr	Wed	N	ATL	W9-4	12-9	2nd	-0.5	WRIGHT (2-2)/Norris (1-4)	33,380	11	376,436
22	28-Apr	Thu	N	ATL	L3-5	12-10	2nd	-1.5	Chacin (1-1)/BUCHHOLZ (0-3)/Vizcaino (2)	32,332	12	408,668
23	29-Apr	Fri	N	NYG	W4-2	13-10	2nd	-1.5	UEHARA (1-1)/Betances (0-2)/KIMBREL (7)	37,115*	13	445,783
24	30-Apr	Sat	N	NYG	W8-0	14-10	2nd	-0.5	PORCELLO (5-0)/Pineda (1-3)	37,901*	14	483,684
25	1-May	Sun	N	NYG	W8-7	15-10	1st	0.5	PRICE (4-0)/Nova (1-1)/KIMBREL (8)	34,279	15	517,963
2	2-May	Mon	N			15-10	1st	0.5	Off Day			
26	3-May	Tue	N	at CWS	L1-4	15-11	2nd	-0.5	Quintana (4-1)/WRIGHT (2-3)/Robertson (9)	15,025	11	347,525
27	4-May	Wed	N	at CWS	W5-2	16-11	1st	0.5	BUCHHOLZ (1-3)/Rodon (1-4)/KIMBREL (9)	14,383	12	361,908
28	5-May	Thu	N	at CWS	W7-3	17-11	1st	0.5	BARNES (2-1)/Johnson (0-1)	20,126	13	382,034
29	6-May	Fri	N	at NYG	L2-3	17-12	2nd	2.0	Yates (1-0)/PORCELLO (5-1)/Miller (6)	45,756	14	427,790
30	7-May	Sat	D	at NYG	L2-8	17-13	2nd	-0.5	Evoldi (2-2)/PRICE (4-1)	47,822*	15	475,612
31	8-May	Sun	N	at NYG	W5-1	18-13	2nd	-0.5	WRIGHT (3-3)/Severino (0-5)	41,869	16	517,481
32	9-May	Mon	N	OAK	W14-7	19-13	2nd	--	BUCHHOLZ (2-3)/Gray (3-4)	35,227	16	553,190
33	10-May	Tue	N	OAK	W13-5	20-13	2nd	--	O'SULLIVAN (1-0)/Manaea (0-1)	32,167	17	585,357
34	11-May	Wed	N	OAK	W13-3	21-13	2nd	--	PORCELLO (6-1)/Surkamp (0-3)	33,283	18	618,640
35	12-May	Thu	N	HOU	W11-1	22-13	2nd	--	PRICE (5-1)/Keuchel (2-5)	34,982	19	653,622
36	13-May	Fri	N	HOU	L6-7	22-14	2nd	-1.0	Feldman (2-2)/BARNES (2-2)/Gregerson (8)	33,148	20	686,770
37	14-May	Sat	D	HOU	W6-5 (11)	23-14	2nd	-1.0	UEHARA (2-1)/Feliz (1-1)	37,430*	21	724,200
38	15-May	Sun	D	HOU	W10-9	24-14	2nd	--	HEMBREE (3-0)/Feldman (2-3)/KIMBREL (10)	35,736	22	759,936
39	16-May	Mon	N	at KC	L4-8	24-14	2nd	--	PPD (Rain)			
39	17-May	Tue	N	at KC	L4-8	24-15	2nd	--	Ventura (4-2)/PORCELLO (6-2)	25,215	17	542,696
40	18-May	Wed	D	at KC	L2-3	24-16		--	Flynn (1-0)/WRIGHT (3-4)/Davis (9)	33,613	18	576,309
41	18-May	Wed	N	at KC	W5-2	25-16	2nd	-0.5	PRICE (6-1)/Volquez (4-4)/KIMBREL (11)	23,739	19	600,048
41	19-May	Thur	N			25-16	2nd	--	Off Day			
42	20-May	Fri	N	CLE	L2-4	25-17	2nd	-1.0	Kluber (3-5)/BUCHHOLZ (2-4)/Allen (10)	37,354*	23	797,290
43	21-May	Sat	D	CLE	W9-1	26-17	2nd	-1.0	KELLY (2-0)/Bauer (3-2)	37,254*	24	834,544
44	22-May	Sun	D	CLE	W5-2	27-17	2nd	--	PORCELLO (7-2)/Salazar (4-3)/KIMBREL (12)	36,021	25	870,565
45	23-May	Mon	N			27-17	2nd	--	Off Day			
45	24-May	Tue	N	COL	W8-3	28-17	1st	1.0	PRICE (7-1)/De La Rosa (1-4)	36,123	26	906,688
46	25-May	Wed	N	COL	W10-3	29-17	1st	2.0	WRIGHT (4-4)/Bettis (4-3)	36,430	27	943,118
47	26-May	Thu	N	COL	L2-8	29-18	1st	2.0	Gray (2-1)/BUCHHOLZ (2-5)	36,162	28	979,280
48	27-May	Fri	N	at TOR	L5-7	29-19	1st	1.0	Biagini (2-1)/UEHARA (2-2)/Osuna (11)	46,470	20	646,518
49	28-May	Sat	D	at TOR	L9-10	29-20	1st	1.0	Floyd (2-3)/KIMBREL (0-2)	48,154	21	694,672
50	29-May	Sun	D	at TOR	W5-3 (11)	30-20	1st	1.0	BUCHHOLZ (3-5)/Floyd (2-4)/UEHARA (1)	47,916*	22	742,588
51	30-May	Mon	D	at BAL	W7-2	31-20	1st	2.0	WRIGHT (5-4)/Wilson (2-4)	43,926	23	786,514
52	31-May	Tue	N	at BAL	W6-2	32-20	1st	3.0	RODRIGUEZ (1-0)/Gausman (0-3)	17,664	24	804,178
53	1-Jun	Wed	N	at BAL	L9-13	32-21	1st	2.0	Brach (5-0)/BUCHHOLZ (3-6)/Britton (15)	20,750	25	824,928
54	2-Jun	Thu	N	at BAL	L7-12	32-22	1st	1.0	Givens (4-0)/ROSS JR. (0-1)	21,534	26	846,462
55	3-Jun	Fri	N	TOR	L2-5	32-23	2nd	--	Dickey (3-6)/PRICE (7-2)/Osuna (13)	37,129*	29	1,016,409
56	4-Jun	Sat	D	TOR	W6-4	33-23	2nd	1.0	WRIGHT (6-4)/Stroman (5-2)/KIMBREL (13)	37,762*	30	1,054,171
57	5-Jun	Sun	D	TOR	L4-5	33-24	2nd	--	Estrada (4-2)/RODRIGUEZ (1-1)	35,823	31	1,089,994
58	6-Jun	Mon	N			33-24	2nd	-0.5	Off Day			
58	7-Jun	Tue	N	at SF	W5-3 (10)	34-24	2nd	-0.5	TAZAWA (1-1)/Casilla (1-1)/KIMBREL (14)	41,512*	27	887,974
59	8-Jun	Wed	N	at SF	L1-2	34-25	2nd	-1.5	Gearrin (2-0)/PRICE (7-3)/Strickland (1)	41,635*	28	929,609
59	9-Jun	Thu	N			34-25	2nd	-2.0	Off Day			
60	10-Jun	Fri	N	at MIN	W8-1	35-25	2nd	-1.0	WRIGHT (7-4)/Duffey (2-5)	22,786	29	952,395
61	11-Jun	Sat	D	at MIN	W15-4	36-25	T-1st	--	HEMBREE (3-0)/Gibson (0-4)	28,633	30	981,028
62	12-Jun	Sun	D	at MIN	L4-7 (10)	36-26	T-1st	--	Tonkin (2-2)/BARNES (2-3)	26,087	31	1,007,115
62	13-Jun	Mon	N			36-26	T-1st	--	Off Day			
63	14-Jun	Tue	N	BAL	L2-3	36-27	2nd	-1.0	Tillman (9-1)/PRICE (7-4)/Britton (20)	38,009*	32	1,128,003
64	15-Jun	Wed	N	BAL	W6-4	37-27	T-1st	--	WRIGHT (8-4)/Gausman (0-4)/KIMBREL (15)	36,233	33	1,164,236
65	16-Jun	Thu	N	BAL	L1-5	37-28	2nd	-1.0	Wilson (3-5)/RODRIGUEZ (1-2)	36,757	34	1,200,993
66	17-Jun	Fri	N	SEA	L4-8	37-29	2nd	-1.0	Iwakuma (6-5)/ELIAS (0-1)/Cishek (16)	35,896	35	1,236,889
67	18-Jun	Sat	D	SEA	W6-2	38-29	2nd	-1.0	PORCELLO (8-2)/Sampson (0-1)	37,195*	36	1,274,084
68	19-Jun	Sun	D	SEA	W12-1	39-29	2nd	-1.0	PRICE (8-4)/Diaz (0-1)/KIMBREL (16)	37,211*	37	1,311,295
69	20-Jun	Mon	N	CWS	L1-3 (10)	39-30	2nd	-1.0	Duke (2-0)/KIMBREL (0-3)/Robertson (17)	36,291	38	1,347,586
70	21-Jun	Tue	N	CWS	L1-3	39-31	2nd	-1.0	Sale (12-2)/BUCHHOLZ (3-7)/Robertson (18)	36,544	39	1,384,130
71	22-Jun	Wed	N	CWS	L6-8	39-32	2nd	-2.0	Jennings (3-1)/UEHARA (2-3)/Duke (1)	37,413*	40	1,421,543
72	23-Jun	Thu	D	CWS	W8-7 (10)	40-32	2nd	-1.5	KIMBREL (1-3)/Purke (0-1)	37,790*	41	1,459,333
73	24-Jun	Fri	N	at TEX	W8-7	41-32	2nd	-1.5	HEMBREE (4-0)/Bush (2-1)/UEHARA (2)	46,811*	32	1,053,926
74	25-Jun	Sat	N	at TEX	L3-10	41-33	2nd	-3.0	Ramos (2-3)/WRIGHT (8-5)	47,559*	33	1,101,485
75	26-Jun	Sun	D	at TEX	L2-6	41-34	2nd	-4.0	Perez (7-4)/BUCHHOLZ (3-8)	36,312	34	1,137,797
76	27-Jun	Mon	N	at TB	L7-13	41-35	2nd	-4.5	Snell (1-2)/RODRIGUEZ (1-3)	18,024	35	1,155,821
77	28-Jun	Tue	N	at TB	W8-2	42-35	2nd	-4.5	PORCELLO (9-2)/Archer (4-11)	16,986	36	1,172,807
78	29-Jun	Wed	N	at TB	L0-4	42-36	2nd	-5.5	PRICE (8-5)/Moore (4-5)	24,110	37	1,196,917
78	30-Jun	Thu	N			42-36	2nd	-5	Off Day			
79	1-Jul	Fri	N	LAA	W5-4	43-36	2nd	-4.0	WRIGHT (9-5)/Chacin (2-5)/KIMBREL (17)	37,117*	42	1,496,450
80	2-Jul	Sat	N	LAA	L2-21	43-37	2nd	-4.0	Santiago (5-4)/BUCHHOLZ (3-9)	36,552	43	1,533,002
81	3-Jul	Sun	D	LAA	W10-5	44-37	2nd	-3.0	O'SULLIVAN (2-0)/Shoemaker (3-9)	36,801*	44	1,569,803

2016
in Review

2016 Statistical Summary, Continued

2016 Day-By-Day

GM	DATE	DAY	D/N	OPP.	SCORE	REC.	POS.	GA/GB	PITCHERS: W/L/SV	ATTEND.	H/R NO.	H/R TOTAL
82	4-Jul	Mon	D	TEX	W12-5	45-37	2nd	-2.0	PORCELLO (10-2)/Martinez (1-2)	36,253	45	1,606,056
83	5-Jul	Tue	N	TEX	L2-7	45-38	3rd	-3.0	Ramos (3-3)/PRICE (8-5)	35,964	46	1,642,020
84	6-Jul	Wed	N	TEX	W11-6	46-38	3rd	-3.0	WRIGHT (10-5)/Perez (7-6)	37,175*	47	1,679,195
	7-Jul	Thu				46-38	3rd	-3.0	Off Day			
85	8-Jul	Fri	N	TB	W6-5	47-38	3rd	-2.0	ROSS JR. (1-1)/Archer (4-12)/UEHARA (3)	37,739*	48	1,716,934
86	9-Jul	Sat	D	TB	W4-1	48-38	2nd	-2.0	PORCELLO (11-2)/Moore (5-6)/UEHARA (4)	36,900*	49	1,753,834
87	10-Jul	Sun	D	TB	W4-0	49-38	2nd	-2.0	PRICE (9-6)/Odorizzi (3-5)	36,669*	50	1,790,053
	11-Jul	Mon			ALL-STAR BREAK							
	12-Jul	Tue			ALL-STAR BREAK							
	13-Jul	Wed			ALL-STAR BREAK							
	14-Jul	Thur			ALL-STAR BREAK							
88	15-Jul	Fri	N	at NYY	W5-3	50-38	2nd	-2.0	WRIGHT (11-5)/Pineda (3-9)/UEHARA (5)	47,439*	38	1,244,356
89	16-Jul	Sat	D	at NYY	W5-2	51-38	2nd	-2.0	RODRIGUEZ (2-3)/Sabathia (5-7)/UEHARA (6)	48,329*	39	1,292,685
90	17-Jul	Sun	N	at NYY	L1-3	51-39	2nd	-2.0	Tanaka (7-2)/PRICE (9-7)/Chapman (18)	42,884	40	1,335,569
	18-Jul	Mon				51-39	2nd	-1.5	Off Day			
91	19-Jul	Tue	N	SF	W4-0	52-39	2nd	-0.5	PORCELLO (12-2)/Peavy (5-8)	38,082*	51	1,828,585
92	20-Jul	Wed	N	SF	W11-7	53-39	1st	0.5	BARNES (5-3)/Cain (1-6)	37,562*	52	1,866,786
93	21-Jul	Thu	N	MIN	W13-2	54-39	1st	0.5	WRIGHT (12-5)/Duffey (5-7)	37,556*	53	1,904,352
94	22-Jul	Fri	N	MIN	L1-2	54-40	2nd	-0.5	Gibson (3-6)/RODRIGUEZ (2-4)	37,001*	54	1,941,335
95	23-Jul	Sat	N	MIN	L9-11	54-41	2nd	-1.5	Pressly (4-5)/LAYNE (0-1)/Kintner (8)	37,600*	55	1,978,953
96	24-Jul	Sun	D	MIN	W8-7	55-41	2nd	-1.5	PORCELLO (13-2)/Mlone (3-3)/ZIEGLER (1)	36,806*	56	2,015,759
97	25-Jul	Mon	N	DET	L2-4	55-42	2nd	-2.5	Verlander (10-13)/Rodriguez (0-1)/Rodriguez (28)	37,479*	57	2,053,238
98	26-Jul	Tue	N	DET	L8-9	55-43	3rd	-2.5	Wilson (1-0)/ROSS JR. (1-2)/Rodriguez (29)	38,378*	58	2,091,616
99	27-Jul	Wed	D	DET	L3-4	55-44	3rd	-2.5	Rondon (4-2)/ZIEGLER (0-1)/Wilson (1)	37,842*	59	2,129,458
100	28-Jul	Thurs	N	at LAA	L1-2	55-45	3rd	-2.5	Bedrosian (2-0)/ZIEGLER (0-2)	41,257	41	1,376,826
101	29-Jul	Fri	N	at LAA	W6-2	56-45	3rd	-1.5	PORCELLO (14-2)/Lincom (2-5)	39,113	42	1,415,939
102	30-Jul	Sat	N	at LAA	L2-5	56-46	3rd	-2.0	Santiago (10-4)/POMERANZ (0-2)/Street (9)	43,150	43	1,459,089
103	31-Jul	Sun	D	at LAA	W5-3	57-46	3rd	-1.5	BUCHHOLZ (4-9)/Street (3-2)/ZIEGLER (2)	39,553	44	1,498,642
104	1-Aug	Mon	N	SEA	W2-1	58-46	2nd	-1.0	TAZAWA (1-1)/Cishek (4-6)/KIMBLE (18)	29,601	45	1,528,243
105	2-Aug	Tue	N	SEA	L4-5	58-47	3rd	-2.0	Roach (2-0)/ABAD (1-5)/Diaz (1)	25,240	46	1,553,483
106	3-Aug	Wed	N	SEA	L1-3	58-48	3rd	-3.0	Iwakuma (12-7)/PORCELLO (14-3)/Diaz (2)	24,494	47	1,577,977
107	4-Aug	Thu	N	SEA	W3-2 (11)	59-48	3rd	-2.0	KIMBLE (2-3)/Martin (1-2)/ZIEGLER (3)	33,369	48	1,611,346
108	5-Aug	Fri	N	at LAD	W9-0	60-48	3rd	-2.0	WRIGHT (13-5)/Kazmir (9-5)	52,728*	49	1,664,074
109	6-Aug	Sat	D	at LAD	L0-3	60-49	3rd	-2.0	Stripling (3-3)/RODRIGUEZ (2-5)/Jansen (33)	47,696	50	1,711,770
110	7-Aug	Sun	D	at LAD	L5-8	60-50	3rd	-3.0	Fields (1-0)/PRICE (9-8)/Jansen (34)	50,640	51	1,762,410
	8-Aug	Mon				60-50	3rd	-2.5	Off Day			
111	9-Aug	Tue	N	NYG	W5-3	61-51	3rd	-1.5	PORCELLO (15-3)/Severino (1-7)/BARNES (1)	38,779*	60	2,167,547
112	10-Aug	Wed	N	NYG	L4-9	61-51	3rd	-2.5	Clippard (2-0)/ABAD (1-6)	37,089*	61	2,205,326
113	11-Aug	Thu	N	NYG	L2-4	61-52	3rd	-3.0	Cessa (2-0)/ZIEGLER (0-3)/Betances (3)	38,161*	62	2,243,487
114	12-Aug	Fri	N	ARI	W9-4	62-52	3rd	-2.5	PRICE (10-8)/Corbin (4-12)	37,555*	63	2,281,042
115	13-Aug	Sat	N	ARI	W6-3	63-52	3rd	-2.0	ROSS JR. (2-2)/Bradley (4-8)/KIMBLE (19)	37,653*	64	2,318,695
116	14-Aug	Sun	D	ARI	W16-2	64-52	3rd	-2.0	PORCELLO (16-3)/Greinke (11-4)	36,842*	65	2,355,337
117	15-Aug	Mon	D	at CLE	W3-2	65-53	3rd	-1.0	POMERANZ (11-2)/Tomlin (11-6)/KIMBLE (20)	19,174	52	1,817,584
118	16-Aug	Tue	N	at BAL	W5-3	66-53	T-2nd	-1.0	ZIEGLER (1-3)/Brach (7-2)/KIMBLE (21)	26,014	53	1,807,598
119	17-Aug	Wed	N	at BAL	W8-1 (6)	67-52	2nd	-1.0	PRICE (11-8)/Bundy (6-4)	26,160	54	1,833,758
120	18-Aug	Thu	D	at DET	L3-4	67-53	T-2nd	-1.5	Wilson, J. (3-4)/TAZAWA (2-2)/Rodriguez (34)	34,649	55	1,868,407
121	19-Aug	Fri	N	at DET	W10-2	68-53	2nd	-0.5	PORCELLO (17-3)/Fulmer (10-4)	36,108	56	1,904,515
122	20-Aug	Sat	N	at DET	W3-2	69-53	2nd	-0.5	POMERANZ (2-2)/Norris (1-2)/KIMBLE (22)	37,806	57	1,942,401
123	21-Aug	Sun	D	at DET	L5-10	69-54	2nd	-0.5	Verlander (13-7)/OWENS (0-1)	31,032	58	1,973,433
124	22-Aug	Mon	N	at TB	W6-2	70-54	T-1st	--	PRICE (12-8)/Snell (4-1)	13,576	59	1,987,009
125	23-Aug	Tue	N	at TB	W2-1	71-54	T-1st	--	BUCHHOLZ (5-9)/Archer (7-17)/KIMBLE (23)	11,249	60	1,998,258
126	24-Aug	Wed	N	at TB	L3-4 (11)	71-55	T-1st	--	Boxberger (2-0)/HEMBREE (4-1)	11,896	61	2,010,154
127	25-Aug	Thu	D	at TB	L1-2	71-56	T-1st	--	Odorizzi (9-5)/POMERANZ (2-3)/Romero (1)	12,059	62	2,022,213
128	26-Aug	Fri	N	KC	L3-6	71-57	2nd	-1.0	Kennedy (9-9)/WRIGHT (13-6)/Herrera (10)	38,134*	66	2,393,671
129	27-Aug	Sat	N	KC	W8-3	72-57	2nd	-1.0	PRICE (13-8)/Duffy (11-2)	37,933*	67	2,431,604
130	28-Aug	Sun	N	KC	L4-10	72-58	2nd	-2.0	Strahm (2-0)/RODRIGUEZ (2-6)	37,337*	68	2,468,941
131	29-Aug	Mon	N	TB	W9-4	73-58	2nd	-2.0	PORCELLO (18-3)/Andriese (6-6)	36,948*	69	2,505,889
132	30-Aug	Tue	N	TB	L3-4	73-59	2nd	-2.0	Romero (2-0)/BUCHHOLZ (5-10)/Colome (29)	37,083*	70	2,542,972
133	31-Aug	Wed	D	TB	W8-6	74-59	2nd	-2.0	TAZAWA (3-2)/Ramirez (7-10)/KIMBLE (24)	36,786*	71	2,579,758
	1-Sep	Thu				74-59	2nd	-2.0	Off Day			
134	2-Sep	Fri	N	at OAK	W16-2	75-59	2nd	-1.0	PRICE (14-8)/Neal (2-4)	21,376	63	2,043,589
135	3-Sep	Sat	N	at OAK	W11-2	76-59	T-1st	--	PORCELLO (19-3)/Mengden (1-6)	30,045	64	2,073,634
136	4-Sep	Sun	D	at OAK	L0-1	76-60	2nd	-1.0	Madsen (5-4)/KIMBLE (2-4)	25,139	65	2,098,773
137	5-Sep	Mon	D	at SD	L1-2	76-61	2nd	-1.0	Jackson (4-5)/POMERANZ (2-0)/Maurer (8)	40,446*	66	2,139,219
138	6-Sep	Tue	N	at SD	W5-1	77-61	T-1st	--	BUCHHOLZ (6-10)/Clemens (2-5)	30,644	67	2,169,863
139	7-Sep	Wed	N	at SD	W7-2	78-61	1st	1.0	PRICE (15-8)/Cosart (0-3)	31,662	68	2,201,525
	8-Sep	Thu				78-61	1st	1.0	Off Day			
140	9-Sep	Fri	N	at Toronto	W13-3	79-61	1st	2.0	PORCELLO (20-3)/Estrada (8-8)	46,953*	69	2,248,478
141	10-Sep	Sat	D	at Toronto	L2-3	79-62	1st	1.0	Happ (18-4)/RODRIGUEZ (2-7)/Osuna (31)	47,829*	70	2,296,307
142	11-Sep	Sun	D	at Toronto	W11-8	80-62	1st	2.0	ROSS JR. (3-3)/Schultz (0-1)/KIMBLE (25)	47,816*	71	2,344,123
143	12-Sep	Mon	N	BALTIMORE	W12-2	81-62	1st	2.0	PRICE (16-8)/Miley (8-13)	37,551*	72	2,617,309
144	13-Sep	Tue	N	BALTIMORE	L3-6	81-63	1st	2.0	Bundy (9-5)/POMERANZ (2-5)/Britton (42)	38,041*	73	2,655,350
145	14-Sep	Wed	N	BALTIMORE	L0-1	81-64	1st	1.0	Gausman (8-10)/PORCELLO (20-4)/Britton (43)	37,973*	74	2,693,323
146	15-Sep	Thu	N	NY YANKEES	W7-5	82-64	1st	2.0	KELLY (3-0)/Betances (3-6)	37,767*	75	2,731,090
147	16-Sep	Fri	N	NY YANKEES	W7-4	83-64	1st	2.0	BUCHHOLZ (7-10)/Cessa (4-2)/KIMBLE (26)	37,927*	76	2,769,017
148	17-Sep	Sat	D	NY YANKEES	W6-5	84-64	1st	3.0	BARNES (4-3)/Warren (3-2)/KIMBLE (27)	37,267*	77	2,806,284
149	18-Sep	Sun	N	NY YANKEES	W5-4	85-64	1st	3.0	SCOTT (1-0)/Clippard (1-1)/UEHARA (7)	37,306*	78	2,843,550
150	19-Sep	Mon	N	at Baltimore	W5-2	86-64	1st	4.0	PORCELLO (21-4)/Bundy (9-6)	15,456	72	2,362,579
151	20-Sep	Tue	N	at Baltimore	W5-2	87-64	1st	4.0	RODRIGUEZ (3-7)/Gausman (8-11)/KIMBLE (28)	20,387	73	2,382,966
152	21-Sep	Wed	N	at Baltimore	W5-1	88-64	1st	5.0	BUCHHOLZ (8-10)/Jimeez (7-12)	20,865	74	2,403,831
153	22-Sep	Thu	N	at Baltimore	W5-3	89-64	1st	5.5	PRICE (17-8)/Worley (2-2)/KIMBLE (29)	26,788	75	2,430,619
154	23-Sep	Fri	N	at Tampa Bay	W2-1	90-64	1st	5.5	POMERANZ (11-12)/Archer (8-19)/ZIEGLER (4)	20,543	76	2,451,162
155	24-Sep	Sat	N	at Tampa Bay	W6-4	91-64	1st	5.5	PORCELLO (22-4)/Garton (1-2)/KIMBLE (30)	25,641	77	2,476,803
156	25-Sep	Sun	D	at Tampa Bay	W3-2 (10)	92-64	1st	5.5	KELLY (4-0)/Gambao (0-1)	26,443	78	2,503,246
	26-Sep	Mon				92-64	1st	6.0	Off Day			
157	27-Sep	Tue	N	at NY Yankees	L4-6	92-65	1st	5.0	Parker (1-0)/PRICE (17-9)/Clippard (2)	35,161	79	2,538,407
158	28-Sep	Wed	N	at NY Yankees	L3-5	92-66	1st	5.0	Pazos (1-0)/KIMBLE (2-5)	35,520	80	2,573,927
159	29-Sep	Thu	N	at NY Yankees	L1-5	92-67	1st	5.0	Sabathia (9-12)/OWENS (0-2)	41,597	81	2,615,524
160	30-Sep	Fri	N	TORONTO	W5-3	93-67	1st	5.0	ZIEGLER (3-2)/Blaginski (3-3)/KIMBLE (31)	37,661*	79	2,881,251
161	1-Oct	Sat	N	TORONTO	L3-4	93-68	1st	5.0	Osuna (4-3)/KIMBLE (2-6)	37,396*	80	2,918,647
162	2-Oct	Sun	D	TORONTO	L1-2	93-69	1st	4.0	Sanchez (15-2)/ZIEGLER (2-4)/Osuna (36)	36,787*	81	2,955,434

2016
in Review

*Sellout

2016 Statistical Breakdown

2016 Major League Standings

A.L. EAST	W-L	PCT.	GB	LAST 10	STREAK	HOME	ROAD	vs EAST	vs CENT	vs WEST	vs N.L.
* Boston	93-69	.574	-	5-5	L2	47-34	46-35	43-33	15-18	21-12	14-6
y Baltimore	89-73	.549	4.0	7-3	W1	50-31	39-42	40-36	23-9	12-22	14-6
y Toronto	89-73	.549	4.0	6-4	W2	46-35	43-38	40-36	18-15	18-15	13-7
New York	84-78	.519	9.0	5-5	L1	48-33	36-45	35-41	21-12	20-13	8-12
Tampa Bay	68-94	.420	25.0	3-7	W2	36-45	32-49	32-44	11-23	15-17	10-10

A.L. CENTRAL	W-L	PCT.	GB	LAST 10	STREAK	HOME	ROAD	vs EAST	vs CENT	vs WEST	vs N.L.
* Cleveland	94-67	.584	-	6-4	W3	53-28	41-39	14-18	49-26	18-16	13-7
Detroit	86-75	.534	8.0	5-5	L2	45-35	41-40	19-15	38-37	16-16	13-7
Kansas City	81-81	.500	13.5	4-6	L4	47-34	34-47	15-17	46-30	10-24	10-10
Chicago	78-84	.481	16.5	6-4	L2	45-36	33-48	19-14	32-44	18-15	9-11
Minnesota	59-103	.364	35.5	4-6	W2	30-51	29-52	10-24	24-52	17-15	8-12

A.L. WEST	W-L	PCT.	GB	LAST 10	STREAK	HOME	ROAD	vs EAST	vs CENT	vs WEST	vs N.L.
* Texas	95-67	.586	-	5-5	L2	53-28	42-39	16-17	19-14	47-29	13-7
Seattle	86-76	.531	9.0	6-4	L2	44-37	42-39	19-13	16-18	38-38	13-7
Houston	84-78	.519	11.0	3-7	L1	43-38	41-40	15-18	17-16	41-35	11-9
Los Angeles	74-88	.457	21.0	8-2	W1	40-41	34-47	13-21	17-15	35-41	9-11
Oakland	69-93	.426	26.0	3-7	W2	34-47	35-46	16-17	17-16	29-47	7-13

N.L. EAST	W-L	PCT.	GB	LAST 10	STREAK	HOME	ROAD	vs EAST	vs CENT	vs WEST	vs A.L.
* Washington	95-67	.586	-	6-4	W2	50-31	45-36	51-25	17-16	15-18	12-8
y New York	87-75	.537	8.0	7-3	L1	44-37	43-38	40-36	22-10	13-21	12-8
Miami	79-82	.491	15.5	3-7	L2	40-40	39-42	32-43	21-13	20-12	6-14
Philadelphia	71-91	.438	24.0	2-8	W1	37-44	34-47	30-46	12-21	18-15	11-9
Atlanta	68-93	.422	26.5	8-2	W2	31-50	37-43	36-39	13-20	11-22	8-12

N.L. CENTRAL	W-L	PCT.	GB	LAST 10	STREAK	HOME	ROAD	vs EAST	vs CENT	vs WEST	vs A.L.
* Chicago	103-58	.640	-	7-3	W1	57-24	46-34	19-14	50-26	19-13	15-5
St. Louis	86-76	.531	17.5	6-4	W4	38-43	48-33	17-16	42-34	19-14	8-12
Pittsburgh	78-83	.484	25.0	2-8	L4	38-43	40-40	14-19	33-43	22-10	9-11
Milwaukee	73-89	.451	30.5	5-5	W2	41-40	32-49	16-17	31-45	15-18	11-9
Cincinnati	68-94	.420	35.5	5-5	L1	38-43	30-51	14-19	33-43	16-17	5-15

N.L. WEST	W-L	PCT.	GB	LAST 10	STREAK	HOME	ROAD	vs EAST	vs CENT	vs WEST	vs A.L.
* Los Angeles	91-71	.562	-	5-5	L3	53-28	38-43	19-13	19-15	43-33	10-10
y San Francisco	87-75	.537	4.0	7-3	W4	45-36	42-39	17-16	17-16	45-31	8-12
Colorado	75-87	.463	16.0	2-8	L2	42-39	33-48	20-14	11-21	35-41	9-11
Arizona	69-93	.426	22.0	5-5	W3	33-48	36-45	18-15	13-20	33-43	5-15
San Diego	68-94	.420	23.0	4-6	L4	39-42	29-52	14-19	14-19	34-42	6-14

* - Clinched Division Title

y - Clinched Playoff Berth

2016 Wild Card Standings

	W-L	PCT.	GB
Boston	93-69	.574	-
Cleveland	94-67	.584	-
Texas	95-67	.586	-

	W-L	PCT.	GB
z Baltimore	89-73	.549	-
z Toronto	89-73	.549	-
Detroit	86-75	.534	2.5
Seattle	86-76	.531	3.0
Houston	84-78	.519	5.0
New York	84-78	.519	5.0

	W-L	PCT.	GB
Washington	95-67	.586	-
Chicago	103-58	.640	-
Los Angeles	91-71	.562	-

	W-L	PCT.	GB
z New York	87-75	.537	-
z San Francisco	87-75	.537	-
St. Louis	86-76	.531	1.0

z - Clinched Wild Card

2016 Statistical Breakdown, Continued

Red Sox By Months

April (14-10), May (18-10), June (10-16), July (15-10), August (17-13), September (19-8), October (0-2)

Red Sox Record When...

Overall	93-69	AL East Standing.....	1st, 4.0 GA	At home.....	47-34
On road.....	46-35	In day games.....	27-23	In night games	66-46
vs. AL East.....	43-33	vs. AL Central	15-18	vs. AL West.....	21-12
vs. National League.....	14-6	vs. RH starter.....	73-52	vs. LH starter.....	20-17
Leading after 6 innings	76-10	Tied after 6 innings.....	6-11	Trailing after 6 innings.....	11-48
Leading after 7 innings	82-7	Tied after 7 innings.....	4-10	Trailing after 7 innings.....	6-52
Leading after 8 innings	82-2	Tied after 8 innings.....	6-9	Trailing after 8 innings.....	4-58
Red Sox score 1st.....	63-27	Opponent scores 1st.....	30-42	Shutouts	5-6
Scoring fewer than 3 runs.....	5-33	Scoring 3 or 4 runs.....	10-21	Scoring 5 or more runs	78-15
Red Sox Hit HR.....	80-46	Red Sox hit 0 HR.....	13-23	One-run games	20-24
Two-run games	18-15	Walk-offs	3-6	Extra innings (home)	2-2
Extra innings (road).....	5-2	Extra innings (total)	7-4	Series openers	35-18
Series finales.....	29-24	Series W-L-T (home).....	13-10-3	Series W-L-T (road)	13-7-7
Series W-L-T (total).....	26-17-10	Series sweeps (home).....	6-1	Series sweeps (road).....	5-1
Series sweeps (total).....	11-2	Come-from-behind wins.....	37	Innings batting around	24

Runs By Innings	1	2	3	4	5	6	7	8	9	10+	TOTAL
Red Sox	116	94	110	83	117	123	92	76	57	10	878
Opponents	84	70	94	88	82	68	79	75	45	9	694

Pitching Breakdown

	W-L	ERA	IP	H	R	ER	BB	SO	HR
Starters	68-42	4.22	969.1	930	489	454	297	855	129
Relievers	25-27-43	3.56	470.1	412	205	186	193	507	47

Catching Breakdown

	CS	SBA	CS%	PB	PICKOFFS
Hanigan	7	25	28.0	18	0
Holaday	2	5	40.0	0	0
Leon	13	33	39.4	7	2
Swihart	1	4	25.0	3	0
Vazquez	8	23	34.8	9	1

Red Sox Manager Challenges

TOTAL	OVERTURNED	CONFIRMED	STOOD
46	20	13	13

Outfield Assists (35)

Mookie Betts.....	14
Jackie Bradley Jr.	13
Brock Holt.....	6
Bryce Brentz.....	1
Blake Swihart.....	1

Ejections (6)

5/6 at NYY (9th inning), John Farrell by HP umpire Ron Kulpa
 5/6 at NYY (9th inning), David Ortiz by HP umpire Ron Kulpa
 5/15 vs. HOU (7th inning), Brock Holt by HP umpire Joe West
 5/17 at KC (7th inning), John Farrell by HP umpire Bill Miller
 8/1 at LAA (5th inning), John Farrell by HP umpire Gabe Morales
 8/18 at DET (2nd inning), Brian Butterfield by HP umpire Scott Barry

2016 Statistical Breakdown, Continued

Starts By Batting Order (Total, Red Sox W-L)

1st: Betts (109, 61-48), Bradley Jr. (1, 0-1), Hill (2, 0-2), Holt (4, 2-2), Pedroia (46, 30-16)
2nd: Benintendi (1, 0-1), Bogaerts (50, 32-18), Bradley Jr. (2, 1-1), Holt (7, 3-4), Pedroia (102, 57-45)
3rd: Betts (12, 8-4), Bogaerts (105, 56-49), Ortiz (45, 29-16)
4th: Betts (36, 23-13), Bradley Jr. (1, 0-1), Ortiz (95, 52-43), Pedroia (3, 2-1), Ramirez (19, 10-9), Shaw (8, 6-2)
5th: Bradley Jr. (23, 12-11), Leon (2, 2-0), Ramirez (122, 71-51), Rutledge (1, 1-0), Shaw (8, 3-5), Young (6, 4-2)
6th: Bogaerts (2, 1-1), Bradley Jr. (56, 32-24), Brentz (1, 0-1), Hill (13, 8-5), Holt (5, 3-2), Leon (12, 7-5), Ramirez (1, 0-1), Rutledge (3, 2-1), Sandoval (1, 1-0), Shaw (57, 35-22), Young (11, 4-7)
7th: Bradley Jr. (20, 10-10), Brentz (5, 3-2), Castillo (1, 0-1), Hanigan (1, 0-1), Hernandez (1, 0-1), Hill (11, 8-3), Holaday (2, 0-2), Holt (38, 25-13), Leon (8, 7-1), Moncada (1, 0-1), Ramirez (2, 1-1), Rutledge (6, 4-2), Shaw (34, 18-16), Swihart (3, 1-2), Young (29, 16-13)
8th: Benintendi (5, 2-3), Bradley Jr. (14, 8-6), Brentz (8, 5-3), Castillo (1, 1-0), Hanigan (19, 15-4), Hill (5, 4-1), Holaday (5, 3-2), Holt (6, 6-0), Leon (33, 15-18), Marrero (1, 0-1), Moncada (3, 2-1), Rutledge (2, 1-1), Shaw (20, 9-11), Swihart (9, 4-5), Vazquez (24, 16-8), Young (7, 2-5)
9th: Benintendi (24, 16-8), Bradley Jr. (38, 25-13), Brentz (4, 3-1), Buchholz (1, 1-0), Hanigan (10, 6-4), Hernandez (9, 6-3), Holaday (3, 2-1), Holt (15, 7-8), LaMarre (1, 0-1), Leon (13, 7-6), Marrero (2, 0-2), Martinez (1, 0-1), Pomeranz (1, 0-1), Porcello (2, 2-0), Price (4, 2-2), Rodriguez (1, 0-1), Swihart (7, 4-3), Vazquez (25, 11-14), Wright (1, 1-0)

Starts By Position (Total, Red Sox W-L)

C: Hanigan (30, 21-9), Holaday (10, 5-5), Leon (67, 38-29), Swihart (6, 2-4), Vazquez (49, 27-22)
1B: Ortiz (1, 0-1), Ramirez (133, 76-57), Shaw (28, 17-11)
2B: Hernandez (3, 1-2), Holt (4, 1-3), Marrero (2, 0-2), Pedroia (151, 89-62), Rutledge (2, 2-0)
SS: Bogaerts (157, 89-68), Hernandez (1, 1-0), Holt (4, 3-1)
3B: Hernandez (6, 4-2), Hill (30, 20-10), Holt (11, 6-5), Marrero (1, 0-1), Moncada (4, 2-2), Rutledge (10, 6-4), Sandoval (1, 1-0), Shaw (99, 54-45)
LF: Benintendi (27, 15-12), Brentz (17, 11-6), Castillo (1, 0-1), Holt (55, 35-20), LaMarre (1, 0-1), Swihart (13, 7-6), Young (82, 25-23)
CF: Benintendi (3, 3-0), Bradley Jr. (155, 88-67), Castillo (1, 1-0), Young (3, 1-2)
RF: Betts (157, 92-65), Holt (2, 1-1), Martinez (1, 0-1), Young (2, 0-2)
DH: Brentz (1, 0-1), Leon (1, 0-1), Ortiz (139, 81-58), Ramirez (11, 6-5)

Miscellaneous Team Statistics

	HOME	ROAD	TOTAL
vs. Baltimore	3-6	8-2	11-8
vs. New York	8-2	3-6	11-8
vs. Tampa Bay	6-3	6-4	12-7
vs. Toronto	4-6	5-4	9-10
Totals vs. East	21-17	22-16	43-33

	HOME	ROAD	TOTAL
vs. Cleveland	2-1	2-1	4-2
vs. Chicago	1-3	2-1	3-4
vs. Detroit	0-3	2-2	2-5
vs. Kansas City	1-2	1-2	2-4
vs. Minnesota	2-2	2-1	4-3
Totals vs. Central	6-11	9-7	15-18

	HOME	ROAD	TOTAL
vs. Houston	3-1	2-1	5-2
vs. Los Angeles	2-1	2-2	4-3
vs. Oakland	3-0	2-1	5-1
vs. Seattle	2-1	2-2	4-3
vs. Texas	2-1	1-2	3-3
Totals vs. West	12-4	9-8	21-12

Totals vs. AL **39-32** **40-31** **79-63**

	HOME	ROAD	TOTAL
vs. Arizona	3-0	0-0	3-0
vs. Atlanta	1-1	2-0	3-1
vs. Colorado	2-1	0-0	2-1
vs. Los Angeles	0-0	1-2	1-2
vs. San Diego	0-0	2-1	2-1
vs. San Francisco	2-0	1-1	3-1
Totals vs. NL	8-2	6-4	14-6

Overall Totals **47-34** **46-35** **93-69**

	BOS	OPP.
Double Plays	139	153
Triple Plays	0	0
Left on Base	1162	1060
Grand Slam HR	6	6
Home Runs - Home	102	96
Home Runs - Road	106	80

	HOME	ROAD	TOTAL
Shutouts	3-2	2-4	5-6
SHO - Individual	0-0	1-0	1-0
Extra Innings	2-2	5-2	7-4
One-Run Decisions	10-11	10-13	20-24
Two-Run Decisions	10-10	8-5	18-15
vs. LH Starters	12-6	8-11	20-17
vs. RH Starters	35-28	38-24	73-52
Grass Fields	47-34	35-27	82-61
Artificial Turf	0-0	11-8	11-8
Day Games	17-7	10-16	27-23
Night Games	30-27	36-19	66-46

	W-L
Starters	68-42
Relievers	25-27
Streaks	11-4

	WON	LOST	SPLIT
Doubleheaders (Home)	0	0	0
Doubleheaders (Road)	0	0	0

	ATTENDANCE	AVG
Home	2,955,434 (81 Dates)	36,487
Road	2,615,524 (81 Dates)	32,290

2016 Home Run Notes

2016 Home Run Breakdown

Homers at Home: 102	Solo Homers: 107	3-Run Homers: 33
Homers on the Road: 106	2-Run Homers: 62	Grand Slams: 6

2-Home Run Games By Red Sox (9 In 2016)

Dustin Pedroia, 4/27 vs. ATL
 David Ortiz, 5/8 at NYY
 Jackie Bradley Jr., 5/11 vs. OAK
 Mookie Betts, 5/21 vs. CLE
 Mookie Betts, 6/1 at BAL
 Chris Young, 6/1 at BAL
 Hanley Ramirez, 8/12 vs. ARI
 Mookie Betts, 8/16 at BAL
 Hanley Ramirez, 9/18 vs. NYY

3-Home Run Games By Red Sox (3 In 2016)

Mookie Betts, 5/31 at BAL
 Hanley Ramirez, 7/20 vs. SF
 Mookie Betts, 8/14 vs. ARI

Pinch-Hit Home Runs By Red Sox (3 In 2016)

Chris Young, 9/5 at SD
 Brock Holt, 9/7 at SD
 Aaron Hill, 9/27 at NYY

Grand Slams By Red Sox (6 In 2016)

Brock Holt, 4/8 at TOR off Jesse Chavez
 Dustin Pedroia, 4/27 vs. ATL off Bud Norris
 Jackie Bradley Jr., 5/9 vs. OAK off John Axford
 Mookie Betts, 5/21 vs. CLE off Joba Chamberlain
 Hanley Ramirez, 8/31 vs. TB off Drew Smyly
 Dustin Pedroia, 9/24 at TB off Danny Farquhar

First-Inning Leadoff Home Runs By Red Sox (6 in 2016)

Mookie Betts, 5/10 vs. OAK off Sean Manaea
 Mookie Betts, 5/31 at BAL off Kevin Gausman
 Mookie Betts, 6/1 at BAL off Mike Wright
 Mookie Betts, 7/21 vs. MIN off Tyler Duffey
 Mookie Betts, 7/22 vs. MIN off Kyle Gibson
 Mookie Betts, 7/30 at LAA off Hector Santiago

Walk-Off Home Runs (1 in 2016)

Hanley Ramirez, 9/15/16 vs. NYY off Dellin Betances

Inside-The-Park Home Runs By Red Sox (0 in 2016)

Last: Blake Swihart, 8/28/15 at NYM off Carlos Torres (10th inning)

Inside-The-Park Home Runs At Fenway Park (0 in 2016)

Last: Jacoby Ellsbury, 9/19/11 vs. BAL (G2) off Jeremy Accardo

Back-To-Back Home Runs By Red Sox (5 in 2016)

David Ortiz and Hanley Ramirez, 4/6 at CLE (6)
 Mookie Betts and Dustin Pedroia, 5/31 at BAL (1)
 Dustin Pedroia and Xander Bogaerts, 7/31 at LAA (9)
 Mookie Betts and Hanley Ramirez, 8/27 vs. KC (5)
 Jackie Bradley Jr. and Chris Young, 9/6 at SD (4)

Back-To-Back-To-Back Home Runs (0 In 2016)

Last: David Ortiz, Josh Reddick and Jarrod Saltalamacchia, 7/7/11 vs. BAL (7th)

Walk-Off Wins (3)

5/14/16 vs. HOU (11th inning), David Ortiz RBI double
 6/23/16 vs. CWS (10th inning), Xander Bogaerts RBI single
 9/15/16 vs. NYY (9th inning), Hanley Ramirez 3-run home run

2016 Highs and Lows

Team Batting

Most runs, game	16, 2 times, last 9/2 at OAK
Most runs, inning	7, 3 times, last 9/3 at OAK (3rd)
Most hits, game (9 innings)	21, 7/4 vs. TEX
Most hits, game (extra innings)	16, 4/24 at HOU (12)
Most hits, inning	7, 3 times, last 9/3 at OAK (3rd)
Consecutive hits, inning	5, 6 times, last 9/12 vs. BAL (1st)
Fewest hits, game	1, 4/19 vs. TB
Most doubles, game	9, 7/4 vs. TEX
Most triples, game	2, 3 times, last 5/25 vs. COL
Most home runs, game	5, 2 times, last 7/20 vs. SF
Most home runs, inning	2, 15 times, last 9/9 at TOR (7th)
Most extra-base hits	13, 7/4 vs. TEX
Most stolen bases, game	4, 7/8 vs. TB
Most walks, game (9 innings)	8, 3 times, last 9/28 at NYY
Most walks, game (extra innings)	9, 6/23 vs. CWS (10)
Most strikeouts, game (9 innings)	14, 9/5 at SD
Most strikeouts, game (extra innings)	14, 2 times, last 8/24 at TB (11)
Most hit by pitch, game	2, 3 times, last 7/26 vs. DET
Most left on base (9 innings)	14, 7/5 vs. TEX
Most left on base (extra innings)	13, 4/24 at HOU (12)

Individual Batting

Most hits	5, 3 times, last Betts, 8/26 vs. KC
Most runs	4, 2 times, last Betts, 8/14 vs. ARI
Most doubles	3, 2 times, last Leon, 7/4 vs. TEX
Most triples	2, 3 times, last Swihart, 5/25 vs. COL
Most home runs	3, 3 times, last Betts, 8/14 vs. ARI
Most extra-base hits	3, 16 times, last Bogaerts, 9/17 vs. NYY
Most total bases	13, Betts, 8/14 vs. ARI
Most RBI	8, Betts, 8/14 vs. ARI
Most stolen bases	2, 6 times, last Pedroia, 8/24 at TB
Most walks	3, 10 times, last Benintendi, 9/25 at TB
Most strikeouts	4, 5 times, last Moncada, 9/6 at SD
Longest hitting streak	29, Bradley Jr., 4/24-5/26

Team Pitching

Most strikeouts (9 innings)	15, 2 times, last 4/11 vs. BAL
Most strikeouts (extra innings)	23, 9/25 at TB (10)
Most walks (9 innings)	9, 2 times, last 6/1 at BAL
Most walks, (extra innings)	9, 8/4 at SEA (11)
Fewest walks	0, 17 times, last 9/19 at BAL
Most runs allowed, game	21, 7/2 vs. LAA
Most runs allowed, inning	11, 7/2 vs. LAA (7th)
Most hits allowed, game (9 innings)	22, 7/2 vs. LAA
Most hits allowed, game (extra inning)	15, 6/23 vs. CWS (10)
Fewest hits allowed, game	2, 3 times, last 9/12 vs. BAL
Most hits allowed, inning	9, 7/2 vs. LAA (7th)
Most home runs allowed, game	7, 6/2 at BAL
Most consecutive scoreless inn.	22.0, 7/9 (2nd)-7/15 (5th)

Individual Pitching

Most innings pitched, starter	9.0, 6 times, last Porcello, 9/19 at BAL
Fewest innings pitched, starter	0.2, Kelly, 4/19 vs. TB
Most innings pitched, reliever	3.1, 2 times, last Buchholz, 6/1 at BAL
Most strikeouts, starter	14, Price, 4/26 at ATL
Most strikeouts, reliever	5, Hembree, 9/25 at TB
Most walks allowed	6, 2 times, last Pomeranz, 8/4 at SEA
Longest winning streak	8, 2 times, last Price, 8/12-9/22
Longest losing streak	6, Abad, 6/18-present (4 with MIN)
Most consecutive scoreless inn., starter	15.0, Price, 7/28-8/2
Most consecutive scoreless inn., reliever	14.1, Uehara, 7/9-9/30
Most runs allowed	9, Rodriguez, 6/27 at TB
Most earned runs allowed	9, Rodriguez, 6/27 at TB
Most hits allowed	12, 4 times, last Price, 9/27 at NYY
Fewest hits allowed, CG	3, 3 times, Wright, 8/5 at LAD
Most home runs allowed	4, Rodriguez, 6/5 vs. TOR
Most pitches thrown	123, Porcello, 8/24 at TB

Miscellaneous Team

Longest winning streak	11, 9/15-9/25
Longest losing streak	4, 7/25-7/28
Most games over .500	28, 9/27 at NYY (92-64)
Most games under .500	1, 4 times, last 4/24 at HOU (8-9)
Longest game, innings	12, 4/24 at HOU
Longest game, time (9 innings)	4:16, 4/21 vs. TB
Longest game, time (extra innings)	5:03, 4/24 at HOU (12 inn.)
Shortest game, time	2:12 (1:17 delay), 8/17 at BAL (6 inn.)
Shortest game, time (9 innings)	2:16, 8/3 at SEA
Largest crowd, Fenway Park	38,378, 7/26 vs. DET
Smallest crowd, Fenway Park	31,011, 4/13 vs. BAL
Largest crowd, road	52,728, 8/5 at LAD
Smallest crowd, road	10,298, 4/6 at CLE
Largest winning margin	14, 2 times, last 9/2 at OAK (won, 16-2)
Largest losing margin	19, 7/2 vs. LAA (lost, 2-21)
Largest deficit overcome to win	6, 6/24 at TEX (trailed 6-0, won 8-7)
Largest lead relinquished to lose	4, 4 times, last 8/2 at SEA (led 4-0, lost 4-5)
Most double plays turned	5, 2 times, last 6/26 at TEX
Most double plays turned by opponent	4, 2 times, last 8/28 vs. KC
Most errors	4, 7/2 vs. LAA
Most errors by an opponent	3, 4 times, last 9/21 at BAL
Most stolen bases by an opponent	4, 6/12 at MIN

The Last Time The Sox

Individual Batting

5 hits in a game	Dustin Pedroia, 8/14/16 vs. ARI
6 hits in a game	Nomar Garciaparra, 6/21/03 at PHI (13 innings)
7 or more RBI in a game	Mookie Betts, 8/14/16 vs. ARI (8)
10 RBI in a game (ties club record)	Nomar Garciaparra, 5/10/99 vs. SEA
3 home runs in a game	Mookie Betts, 8/14/16 vs. ARI
Game-ending home run	Hanley Ramirez, 9/15/16 vs. NYY (9th inning)
Pinch-hit grand slam	Mike Carp, 9/11/13 at TB
2 grand slams in a game	Bill Mueller, 7/29/03 at TEX
Home run in 1st ML game	Daniel Nava, 6/12/10 vs. PHI (grand slam)
HR in 1st Red Sox PA	Daniel Nava, 6/12/10 vs. PHI (grand slam)
Grand Slam in 1st Red Sox PA	Daniel Nava, 6/12/10 vs. PHI
Inside-the-park home run	Blake Swihart, 8/28/15 at NYM (10th inn.)
Homered from both sides of the plate	Victor Martinez, 5/17/10 at NYY
Pitcher collected a hit	Rick Porcello, 4/25/16 at ATL, 1B off Julio Teheran
Pitcher hit a home run	Josh Beckett, 6/14/09 at PHI off J.A. Happ
Hit for the cycle	Brock Holt, 6/16/15 vs. ATL
Hitting streak of at least 30 games	Nomar Garciaparra (30), 7/26-8/29/97
Hitting streak of at least 20 games	Jackie Bradley Jr. (29), 4/24-5/26/16
	Xander Bogaerts (26), 5/6-6/2/16
Straight steal of home	Jacoby Ellsbury, 4/26/09 vs. NYY
Steal of home on double steal	Travis Shaw, 4/21/16 vs. TB
5 steals in a game (club record)	Jacoby Ellsbury, 5/30/13 at PHI

Individual Pitching

No-hitter	Jon Lester, 5/19/08 vs. KC (W, 7-0)
One-hitter	Jon Lester, 5/10/13 vs. TOR (W, 5-0)
15 or more strikeouts in a game	Jon Lester (15), 5/3/14 vs. OAK
Position player pitched	Ryan LaMarre, 7/2/16 vs. LAA
Pitcher played another defensive position	Javier Lopez (RF), 4/30/09 at TB

Team

Walk-off win	9/15/16 vs. NYY (7-5 in 9 innings)
Scored 20 runs in a game	8/15/15 vs. SEA (22)
Had 20 hits in a game	7/4/16 vs. TEX (21, 9 innings)
Scored 10 runs in an inning	6/20/11 vs. SD (10 runs in 7th inning)
Hit 8 home runs in a game (club record)	2 times, last 9/4/13 vs. DET
Hit 4 consec. HR (club & MLB record)	4/22/07 vs. NYY (3rd inning):
	Manny Ramirez, J.D. Drew, Mike Lowell & Jason Varitek
Hit game-ending HR in back-to-back games	5/10-11/05 vs. OAK:
	5/10 (9th inning, Kevin Millar off Octavio Dotel),
	5/11 (9th inning, Jason Varitek off Octavio Dotel)
Turned a triple play	8/16/11 vs. TB (4th inning, G2):
	3B Jed Lowrie to 2B Dustin Pedroia to 1B Adrian Gonzalez
Hit into a triple play	8/6/01 vs. TEX (4th inning, Scott Hatteberg)
Back-to-back 1-0 wins	7/18-19/06 vs. KC

2016 Transactions

DATE

January 13

TRANSACTIONS

INFs Josh Rutledge and Sam Travis, OF Brennan Boesch, INF/OF Allen Craig, C Sandy Leon, RHPs Roman Mendez and Kyle Martin, and LHP Danny Rosenbaum added to Major League Spring Training roster as non-roster invitees.

February 29

OF David Murphy added to Major League Spring Training roster as non-roster invitee.

March 7

LHP Danny Rosenbaum reassigned to minor league camp.

March 13

RHP William Cuevas reassigned to minor league camp.

March 15

OF Bryce Brentz, INF Sean Coyle, LHP Edwin Escobar, and RHP Pat Light optioned to Triple-A Pawtucket....LHP Williams Jerez optioned to Double-A Portland...3B Chris Dominguez and C Ali Solis reassigned to minor league camp.

March 18

INF Marco Hernandez optioned to Triple-A Pawtucket...RHP Kyle Martin reassigned to minor league camp.

March 19

RHP Sean O'Sullivan reassigned to minor league camp.

March 28

INF Deven Marrero optioned to Triple-A Pawtucket...INF Josh Rutledge, INF/OF Allen Craig, OF Brennan Boesch, Cs Dan Butler and Sandy Leon, and RHP Anthony Varvaro reassigned to minor league camp...RHP Carlos Marmol and OF David Murphy released.

March 30

LHP Roenis Elias optioned to Triple-A Pawtucket

April 3

LHP Eduardo Rodriguez placed on 15-day DL...RHP Carson Smith placed on 15-day DL (retro to 3/25)...C Christian Vazquez placed on 15-day DL (retro to 3/25)...RHP Brandon Workman placed on the 15-day disabled DL.

April 13

3B Pablo Sandoval placed on 15-day DL (retro to 4/11)...INF Josh Rutledge selected to active ML roster from Triple-A Pawtucket...RHP Brandon Workman transferred to the 60-day DL.

April 15

C Christian Vazquez activated from 15-day DL...INF Marco Hernandez recalled from Triple-A Pawtucket...C Blake Swihart optioned to Pawtucket...OF Rusney Castillo optioned to Pawtucket (4/13).

April 19

RHP Heath Hembree recalled from Triple-A Pawtucket...RHP Noe Ramirez optioned to Pawtucket (4/18).

April 20

RHP Joe Kelly placed on 15-day DL with a right shoulder impingement...RHP Noe Ramirez recalled from Triple-A Pawtucket...RHP William Cuevas selected to active ML roster from Pawtucket...INF Marco Hernandez optioned to Pawtucket...LHP Edwin Escobar designated for assignment.

April 22

LHP Roenis Elias recalled from Triple-A Pawtucket...RHP William Cuevas optioned to Pawtucket (4/21).

April 24

RHP Pat Light and LHP Henry Owens recalled from Triple-A Pawtucket...LHP Roenis Elias and RHP Noe Ramirez optioned to Pawtucket (4/23).

April 30

INF Marco Hernandez recalled from Triple-A Pawtucket...RHP Pat Light optioned to Pawtucket (4/29).

May 3

RHP Carson Smith activated from 15-day DL...INF Marco Hernandez optioned to Triple-A Pawtucket (5/1).

May 6

3B Pablo Sandoval transferred to 60-day DL...RHP Sean O'Sullivan selected to active ML roster from Triple-A Pawtucket...LHP Henry Owens optioned to Pawtucket.

May 16

INF Marco Hernandez recalled from Triple-A Pawtucket...RHP Sean O'Sullivan designated for assignment.

May 18

RHP Noe Ramirez recalled from Triple-A Pawtucket as 26th man for the team's doubleheader against Kansas City.

May 20

RHP Carson Smith placed on 15-day DL (retro to 5/15)...OF/INF Brock Holt placed on 7-day concussion DL with a mild concussion (retro to 5/19)...LF/C Blake Swihart and RHP Noe Ramirez recalled from Triple-A Pawtucket.

May 21

RHP Joe Kelly activated from 15-day DL...RHP Noe Ramirez optioned to Triple-A Pawtucket (5/21).

May 31

LHP Eduardo Rodriguez activated from 15-day DL...RHP Heath Hembree optioned to Triple-A Pawtucket (5/31)...OF Jackie Bradley Jr. placed on paternity leave list...OF Rusney Castillo recalled from Pawtucket.

June 2

RHP Noe Ramirez recalled from Triple-A Pawtucket...RHP Joe Kelly optioned to Pawtucket (6/1)...OF/INF Brock Holt transferred to 15-day DL from 7-day concussion DL.

June 3

OF Jackie Bradley Jr. reinstated from paternity leave list...OF Rusney Castillo optioned to Triple-A Pawtucket.

June 5

C Ryan Hanigan and LF/C Blake Swihart placed on 15-day DL...OF Rusney Castillo and RHP Heath Hembree recalled from Triple-A Pawtucket...C Sandy Leon selected to active ML roster...RHP Noe Ramirez optioned to Pawtucket.

June 7

RHP Carson Smith transferred to the 60-day DL from the 15-day DL.

June 17

LHP Roenis Elias recalled from Triple-A Pawtucket...INF Josh Rutledge placed on 15-day DL (retro to 6/15).

June 18

INF Deven Marrero and OF Ryan LaMarre recalled from Triple-A Pawtucket...OF Rusney Castillo and LHP Roenis Elias optioned to Pawtucket (6/17).

June 20

OF Rusney Castillo designated for assignment.

June 24

OF Chris Young placed on 15-day DL...OF Bryce Brentz recalled from Triple-A Pawtucket.

June 25

RHP William Cuevas recalled from Triple-A Pawtucket...INF Deven Marrero optioned to Pawtucket.

June 27

INF Mike Miller selected to active ML roster from Triple-A Pawtucket...RHP William Cuevas optioned to Pawtucket (6/26).

June 28

RHP Pat Light recalled from Triple-A Pawtucket...LHP Eduardo Rodriguez optioned to Pawtucket (6/27).

July 1

OF/INF Brock Holt activated from 15-day DL...INF Mike Miller optioned to Triple-A Pawtucket.

July 2

INF Mike Miller designated for assignment.

July 3

RHP Sean O'Sullivan selected to active ML roster from Triple-A Pawtucket...RHP Pat Light optioned to Pawtucket (7/2).

July 5

C Ryan Hanigan activated from 15-day DL...C Christian Vazquez optioned to Triple-A Pawtucket (7/4).

July 7

INF Aaron Hill acquired from Milwaukee with cash considerations in exchange for minor leaguers RHP Aaron Wilkerson and INF Wendell Rijo...OF Ryan LaMarre designated for assignment.

July 8

INF Aaron Hill added to active ML roster...INF/OF Michael Martinez acquired from Cleveland in exchange for cash considerations...INF Sean Coyle designated for assignment.

July 9

RHP Brad Ziegler acquired from Arizona in exchange for minor leaguers RHP Jose Almonte and INF Luis Alejandro Basabe...LF/C Blake Swihart transferred to 60-day DL...RHP Craig Kimbrel placed on the 15-day DL...RHP Noe Ramirez recalled from Triple-A Pawtucket...INF/OF Michael Martinez added to active ML roster...INF Marco Hernandez optioned to Pawtucket.

July 10

RHP Brad Ziegler added to active ML roster...RHP Sean O'Sullivan placed on 15-day DL (7/9).

July 14

RHP Junichi Tazawa placed on 15-day DL (retro to 7/4) with a right shoulder impingement...RHP William Cuevas recalled from Triple-A Pawtucket...LHP Drew Pomeranz acquired from San Diego in exchange for minor league pitcher RHP Anderson Espinoza...INF Josh Rutledge transferred to 60-day DL.

July 15

LHP Eduardo Rodriguez recalled from Triple-A Pawtucket...RHP Noe Ramirez optioned to Pawtucket (7/10).

July 17

LHP Drew Pomeranz added to active ML roster...RHP William Cuevas optioned to Triple-A Pawtucket (7/16).

July 20

RHP Koji Uehara placed on 15-day DL...RHP Noe Ramirez recalled from Triple-A Pawtucket.

July 22

RHP Junichi Tazawa activated from 15-day DL...RHP Noe Ramirez optioned to Triple-A Pawtucket (7/21).

July 24

RHP Joe Kelly recalled from Triple-A Pawtucket...RHP Heath Hembree optioned to Pawtucket (7/23).

August 1

LHP Fernando Abad acquired from Minnesota in exchange for minor league pitcher RHP Pat Light...RHP Craig Kimbrel activated from 15-day DL...RHP Joe Kelly optioned to Triple-A Pawtucket.

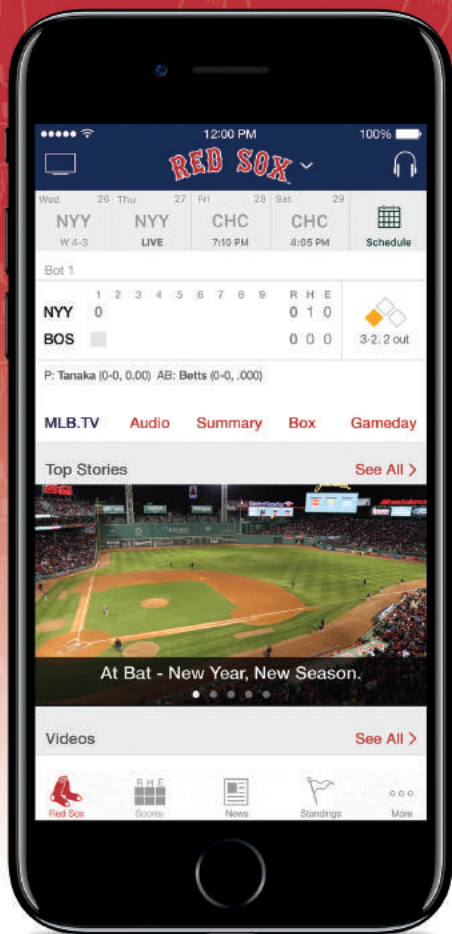
2016 Transactions, Continued

August 2	LHP Fernando Abad added to active ML roster...OF Andrew Benintendi selected to active ML roster from Double-A Portland...LHP Tommy Layne and INF/OF Michael Martinez designated for assignment.
August 5	C Bryan Holaday claimed off waivers from Texas.
August 6	C Bryan Holaday added to active ML roster...C Ryan Hanigan placed on 15-day DL (retro to 8/5).
August 11	LHP Roenis Elias recalled from Triple-A Pawtucket...OF Bryce Brentz optioned to Pawtucket...RHP Sean O'Sullivan reinstated from 15-day DL and outrighted to Triple-A Pawtucket.
August 15	INF Hanley Ramirez placed on bereavement list...RHP Steven Wright placed on 15-day DL (retro to 8/8)...LHP Roenis Elias optioned to Triple-A Pawtucket (8/14)...RHP Heath Hembree, INF Marco Hernandez and INF Deven Marrero recalled from Pawtucket.
August 18	INF Hanley Ramirez reinstated from bereavement list...INF Marco Hernandez optioned to Triple-A Pawtucket.
August 21	LHP Henry Owens recalled from Triple-A Pawtucket...INF Deven Marrero optioned to Pawtucket.
August 22	OF Chris Young activated from 15-day DL...LHP Henry Owens optioned to Triple-A Pawtucket (8/21).
August 25	OF Andrew Benintendi placed on 15-day DL...INF Marco Hernandez recalled from Triple-A Pawtucket.
August 26	RHP Steven Wright activated from 15-day DL...RHP Heath Hembree optioned to Triple-A Pawtucket (8/25).
September 2	C Ryan Hanigan activated from 15-day DL...RHP Joe Kelly and INF Deven Marrero recalled from Triple-A Pawtucket...LHP Robby Scott selected to active ML roster from Pawtucket...INF Yoan Moncada selected to active ML roster from Double-A Portland...RHP William Cuevas designated for assignment.
September 5	RHP Koji Uehara activated from 15-day DL...C Christian Vazquez, RHP Heath Hembree, and RHP Noe Ramirez recalled from Triple-A Pawtucket.
September 9	LHP Henry Owens recalled from Triple-A Pawtucket.
September 13	OF Andrew Benintendi activated from 15-day DL.
November 3	3B Pablo Sandoval, LF/C Blake Swihart, RHP Carson Smith, and RHP Brandon Workman reinstated from 60-day DL...INF Josh Rutledge reinstated from 60-day DL and outrighted to Triple-A Pawtucket.
November 18	RHP Kyle Martin and LHP Luis Ysla selected to major league roster from Triple-A Pawtucket.
December 6	LHP Chris Sale acquired from Chicago-AL in exchange for RHPs Michael Kopech and Victor Diaz, INF Yoan Moncada, and OF Luis Alexander Basabe; RHP Tyler Thornburg acquired from Milwaukee in exchange for INFs Travis Shaw and Mauricio Dubon, RHP Josh Pennington, and a player to be named later or cash considerations.
December 8	1B Mitch Moreland signed to a 1-year contract through the 2017 season; INF Josh Rutledge selected in the MLB phase of the Rule 5 Draft; RHP Harrison Cooney and LHP Josh Smith selected in the minor league phase of the Rule 5 Draft.
December 20	RHP Clay Buchholz traded to Philadelphia in exchange for minor league 2B Josh Tobias.

2016
in Review

2016 Disabled List

PLAYER	INJURY	ON DL (RETRO TO)	REINSTATED	GAMES MISSED
Eduardo Rodriguez	Right patella subluxation	April 3	May 31	51 (31-20)
Carson Smith	Right flexor muscle strain (60-day)	April 3 (March 25)	May 3	25 (15-10)
Christian Vazquez	Recovery from Tommy John surgery	April 3 (March 25)	April 15	8 (4-4)
Brandon Workman	Recovery from Tommy John surgery (60-day)	April 3	---	162 (93-69)
Pablo Sandoval	Left shoulder strain (60-day)	April 13 (April 11)	---	157 (91-66)
Joe Kelly	Right shoulder impingement	April 20	May 21	29 (20-9)
Carson Smith	Recovery from Tommy John surgery (60-day)	May 20 (May 15)	---	125 (71-54)
Brock Holt	Mild concussion	May 20 (May 19)	July 1	37 (18-19)
Ryan Hanigan	Neck strain	June 5	July 5	26 (12-14)
Blake Swihart	Left ankle sprain (60-day)	June 5	---	106 (60-46)
Josh Rutledge	Left knee patellar tendinitis (60-day)	June 17 (June 15)	---	99 (57-42)
Chris Young	Right hamstring strain	June 24	---	51 (29-22)
Craig Kimbrel	Left knee medial meniscus tear	July 9	August 1	18 (10-8)
Sean O'Sullivan	Left knee patellar tendinitis	July 9 (postgame)	August 11	26 (13-13)
Junichi Tazawa	Right shoulder impingement	July 14 (July 4)	July 22	12 (10-2)
Koji Uehara	Right pectoral strain	July 20	September 5	45 (24-21)
Ryan Hanigan	Left ankle peroneal tendinitis	August 6 (August 5)	September 2	26 (15-11)
Steven Wright	Right shoulder strain	August 14 (August 8)	August 26	17 (11-6)
Andrew Benintendi	Left knee sprain	August 25	September 13	17 (10-7)
2016 Totals	17 Players	19 DL stints		1037 Games Missed



The #1 App for Live Red Sox Baseball



At Bat®



2017 ©MLB Advanced Media, L.P. All Major League Baseball trademarks, service marks and copyrights used herein are the property of the applicable MLB entity.
Visit MLB.com. All other marks used herein are trademarks of their respective owners. Photos: Getty Images.



OPPONENTS

The Red Sox and Phillies will play each other four times in 2017, with two games at Fenway Park from June 12-13 and two in Philadelphia from June 14-15





BALTIMORE ORIOLES

Oriole Park at Camden Yards
333 West Camden Street, Baltimore, MD 21202 | 410-547-6100

Chairman & Chief Executive Officer	Peter Angelos
Executive Vice President, Baseball Operations	Dan Duquette
Director, Public Relations	Kristen Hudak
Manager, Media Relations	Jim Misudek
Director, Team Travel	Kevin Buck
2016 Record.....	89-73
Stadium (First Season/Capacity)	Oriole Park at Camden Yards (1992/45,971)
Media Relations Telephone/Fax.....	410-547-6150/410-547-6272

Series Facts (Since 1954)

Longest Red Sox Winning Streak.....	13 (9/3/2005-5/16/2006)
Longest Orioles Winning Streak	8 (4/27-5/30/1960)
Most consecutive series won by Red Sox	12 (5/30/2008-4/25/2010)
Most consecutive series won by Orioles.....	6 (4/27/1960-8/21/1960)

Last Sweeps

Red Sox 2-game in Boston	9/8-9/9/2009
Red Sox 3-game in Boston	9/25-9/27/2015
Red Sox 4-game in Boston.....	7/7-7/10/2011

Red Sox 2-game in Baltimore.....	8/16-8/17/2016
Red Sox 3-game in Baltimore.....	9/18-9/20/2009
Red Sox 4-game in Baltimore.....	9/19-9/22/2016

Orioles 2-game in Boston.....	4/25-4/26/2005
Orioles 3-game in Boston.....	9/8-9/10/2014
Orioles 4-game in Boston.....	9/29-10/1/1980

Orioles 2-game in Baltimore	5/13-5/14/2008
Orioles 3-game in Baltimore	6/9-6/11/2015
Orioles 4-game in Baltimore	7/9-7/12/1998



CHICAGO WHITE SOX

Guaranteed Rate Field
333 West 35th Street, Chicago, IL 60616 | 312-674-1000

Chairman	Jerry Reinsdorf
Senior Vice President/General Manager	Rick Hahn
Senior Director of Media Relations	Bob Beghtol
Assistant Director of Media Relations	Ray Garcia
Coordinator of Media Relations	Joe Roti
Director of Team Travel	Ed Cassin
2016 Record.....	78-84
Stadium (First Season/Capacity)	Guaranteed Rate Field (1991/40,615)
Media Relations Telephone/Fax.....	312-674-5300/312-674-5847

Series Facts (Since 1901)

Longest Red Sox Winning Streak.....	12 (8/5/1921-5/15/1922)
Longest White Sox Winning Streak.....	10 (2, last 8/21/1906-5/18/1907)
Most consecutive series won by Red Sox	7 (6/6/1941-5/14/1942)
Most consecutive series won by White Sox.....	17 (8/20/1963-7/3/1966)

Last Sweeps

Red Sox 2-game in Boston	8/12-8/13/2005
Red Sox 3-game in Boston	8/30-9/1/2013
Red Sox 4-game in Boston.....	7/21-7/24/1988

Red Sox 2-game in Chicago	9/2-9/3/2003
Red Sox 3-game in Chicago	8/20-8/22/2004
Red Sox 4-game in Chicago	8/24-8/26/2007

White Sox 2-game in Boston.....	7/24-7/25/1977
White Sox 3-game in Boston.....	5/30-6/1/2011
White Sox 4-game in Boston.....	6/2-6/6/1927

White Sox 2-game in Chicago	5/20-5/21/1997
White Sox 3-game in Chicago	6/30-7/2/2000
White Sox 4-game in Chicago	9/13-9/16/1990

Buck Showalter, Manager

Baltimore Record: 547-482
Career Record: 1,429-1,315

Series Records

All-Time Since 1954
554-479

in Boston
280-234

in Baltimore
274-245

at Camden Yards
118-84

Series Highs Since 1954

(Most Recent Occurrence)

Boston (in Boston)

Runs.....	18 (9/19/2011)
Hits	20 (2, 9/19/2011)
Errors	4 (5, 6/11/1993)

Boston (in Baltimore)

Runs.....	18 (8/2/2009)
Hits	23 (2, 8/2/2009)
Errors	5 (2, 10/3/1985)

Orioles (in Boston)

Runs.....	17 (9/27/1960)
Hits	21 (2, 6/25/1970)
Errors	5 (6/8/1954)

Orioles (in Baltimore)

Runs.....	18 (4/26/2015)
Hits	20 (2, 4/26/2015)
Errors	6 (5/19/1974)

Rick Renteria Manager

Chicago Record: 1st Season
Career Record: 73-89

Series Records

All-Time Since 1901
976-938-11

in Boston
561-397-7

in Chicago
415-541-4

at Guaranteed Rate Field
57-53

Series Highs Since 1901

(Most Recent Occurrence)

Boston (in Boston)

Runs.....	19 (2, 5/13/1947)
Hits	23 (6/5/1929)
Errors	10 (7/11/1906)

Boston (in Chicago)

Runs.....	21 (8/30/1970)
Hits	22 (2, 8/30/1970)
Errors	6 (8/20/1925)

White Sox (in Boston)

Runs.....	22 (5/31/1970)
Hits	25 (8/15/1922)
Errors	7 (2, 7/29/1913)

White Sox (in Chicago)

Runs.....	21 (6/26/1960)
Hits	22 (6/26/1960)
Errors	8 (5/15/1931)



CLEVELAND INDIANS

Progressive Field
2401 Ontario Street, Cleveland, OH 44115 | 216-420-4200

Chairman & Chief Executive Officer	Paul J. Dolan
President, Baseball Operations	Chris Antonetti
General Manager	Mike Chernoff
Director of Baseball Information	Bart Swain
Asst. Director of Baseball Information	Court Berry-Tripp
Director of Team Travel	Mike Seghi
2016 Record.....	94-67
Stadium (First Season/Capacity)	Progressive Field (1994/35,051)
Media Relations Telephone/Fax.....	216-420-4380/216-420-4430

Series Facts (Since 1954)

Longest Red Sox Winning Streak.....	11 (2, last 9/7/1985-8/22/1986)
Longest Indians Winning Streak	11 (4/12-6/25/1996)
Most consecutive series won by Red Sox	7 (6/28/1983-9/2/1984)
Most consecutive series won by Indians	9 (4/29/1954-5/2/1955)

Last Sweeps

Red Sox 2-game in Boston	7/15-7/16/1998
Red Sox 3-game in Boston	4/13-4/15/1993
Red Sox 4-game in Boston	10/1-10/4/2009

Red Sox 2-game in Cleveland	4/14-4/15/2008
Red Sox 3-game in Cleveland	4/16-4/18/2013
Red Sox 4-game in Cleveland	8/27-8/30/1990

Indians 2-game in Boston	4/7-4/10/1977
Indians 3-game in Boston	6/23-6/25/1975
Indians 4-game in Boston	4/12-4/15/1996

Indians 2-game in Cleveland.....	6/8-6/9/1993
Indians 3-game in Cleveland.....	10/2-10/4/2015
Indians 4-game in Cleveland.....	6/16-6/19/1994



DETROIT TIGERS

Comerica Park
2100 Woodward Avenue, Detroit, MI 48201 | 313-471-2000

Owner/Director	Chris Litch
Executive Vice President of Baseball Operations & General Manager	Al Avila
Vice President, Communications	Ron Colangelo
Director, Baseball Media Relations	Aileen Villarreal
Manager, Baseball Media Relations	Chad Crunk
Director, Team Travel	Brian Britten
2016 Record.....	86-75
Stadium (First Season/Capacity)	Comerica Park (2000/41,297)
Media Relations Telephone/Fax.....	313-471-2000/313-471-2138

Series Facts (Since 1901)

Longest Red Sox Winning Streak.....	11 (8/25/1989-4/11/1990)
Longest Tigers Winning Streak	10 (2, last 8/16/1927-5/6/1928)
Most consecutive series won by Red Sox	9 (8/28/1951-8/27/1952)
Most consecutive series won by Tigers.....	9 (9/13/1921-6/16/1923)

Last Sweeps

Red Sox 2-game in Boston	5/18-5/19/2011
Red Sox 3-game in Boston	9/17-9/19/1999
Red Sox 4-game in Boston	8/26-8/29/2004

Red Sox 2-game in Detroit	4/18-4/19/2000
Red Sox 3-game in Detroit	6/2-6/4/2009
Red Sox 4-game in Detroit	7/11-7/14/1996

Tigers 2-game in Boston	6/15-6/16/1966
Tigers 3-game in Boston	7/25-7/27/2016
Tigers 4-game in Boston	6/6-6/9/1983

Tigers 2-game in Detroit	7/26-7/27/1973
Tigers 3-game in Detroit	4/5-4/8/2012
Tigers 4-game in Detroit	8/18-8/20/1961

Terry Francona, Manager

Cleveland Record: 352-294
Career Record: 1,381-1,209

Series Records

All-Time Series Since 1901
977-1,036-8

in Boston

530-479-5

in Cleveland

447-557-3

at Progressive Field
48-49

Series Highs Since 1901

(Most Recent Occurrence)

Boston (in Boston)

Runs..... 18 (5/5/1930)

Hits..... 23 (3/5/1930)

Errors..... 7 (7/24/1912)

Boston (in Cleveland)

Runs..... 24 (8/21/1986)

Hits..... 24 (8/21/1986)

Errors..... 7 (9/19/1912)

Indians (in Boston)

Runs..... 19 (2, 4/10/1977)

Hits..... 24 (7/28/1925)

Errors..... 6 (5, 5/8/1965)

Indians (in Cleveland)

Runs..... 27 (7/07/1923)

Hits..... 25 (6/5/1930)

Errors..... 6 (2, 6/2/1912)

Brad Ausmus, Manager

Detroit Record: 250-234

Career Record: 250-234

Series Records

All-Time Series Since 1901
1,033-969-13

in Boston

564-439-6

in Detroit

469-530-7

at Comerica Park
35-30

Series Highs Since 1901

(Most Recent Occurrence)

Boston (in Boston)

Runs..... 23 (6/18/1953)

Hits..... 27 (6/18/1953)

Errors..... 8 (9/19/1917)

Boston (in Detroit)

Runs..... 18 (2, 8/2/1956)

Hits..... 22 (8/28/1947)

Errors..... 6 (2, 5/14/1933)

Tigers (in Boston)

Runs..... 20 (7/7/1928)

Hits..... 22 (6/13/1934)

Errors..... 8 (6/18/1921)

Tigers (in Detroit)

Runs..... 17 (3, 7/28/1990)

Hits..... 22 (5/9/1927)

Errors..... 8 (3, 7/16/1939)



HOUSTON ASTROS

Minute Maid Park
501 Crawford Street, Houston, TX 77001 | 713-259-8000

Owner and Chairman.....	Jim Crane
President, Business Operations.....	Reid Ryan
General Manager.....	Jeff Luhnow
Vice President, Media Relations.....	Gene Dias
Senior Manager, Media Relations.....	Steve Grande
Senior Manager, Communications.....	Dena Propis
Manager of Team Operations.....	Dan O'Neill
2016 Record.....	84-78
Stadium (First Season/Capacity).....	Minute Maid Park (2000/41,676)
Media Relations Telephone/Fax.....	713-259-8900/713-259-8032

Series Facts

Longest Red Sox Winning Streak.....	7 (7/1/2011-4/28/2013)
Longest Astros Winning Streak.....	3 (7/21-7/23/2015)
Most consecutive series won by Red Sox.....	4 (7/1/2011-7/13/2014)
Most consecutive series won by Astros.....	1 (2, last 7/21-7/23/2015)

Last Sweeps

Red Sox 2-game in Boston.....	Never Played
Red Sox 3-game in Boston.....	6/13-6/15/2003
Red Sox 4-game in Boston.....	4/25-4/28/2013

Red Sox 2-game in Houston.....	Never Played
Red Sox 3-game in Houston.....	7/1-7/3/2011
Red Sox 4-game in Houston.....	Never Played

Astros 2-game in Boston.....	Never Played
Astros 3-game in Boston.....	N/A
Astros 4-game in Boston.....	N/A

Astros 2-game in Houston.....	Never Played
Astros 3-game in Houston.....	7/21-7/23/2015
Astros 4-game in Houston.....	Never Played



KANSAS CITY ROYALS

Kauffman Stadium
One Royal Way, Kansas City, MO 64129 | 816-921-8000

Chairman/Owner.....	David Glass
President.....	Dan Glass
Senior Vice President, Baseball Operations/General Manager.....	Dayton Moore
Vice President, Communications and Broadcasting.....	Mike Swanson
Assistant Director, Media Relations.....	Mike Cummings
Senior Director, Team Travel/Clubhouse Operations.....	Jeff Davenport
2016 Record.....	81-81
Stadium (First Season/Capacity).....	Kauffman Stadium (1973/37,903)
Media Relations Telephone/Fax.....	816-504-4713, 4368, 4369/816-921-5775

Series Facts

Longest Red Sox Winning Streak.....	7 (2, 5/8-8/11/1998)
Longest Royals Winning Streak.....	12 (8/23/1970-8/25/1971)
Most consecutive series won by Red Sox.....	6 (2, last 4/19/2002-8/4/2005)
Most consecutive series won by Royals.....	8 (8/12/1970-6/15/1972)

Last Sweeps

Red Sox 2-game in Boston.....	5/8-5/9/1978
Red Sox 3-game in Boston.....	7/18-7/20/2014
Red Sox 4-game in Boston.....	5/19-5/22/2008

Red Sox 2-game in Kansas City.....	N/A
Red Sox 3-game in Kansas City.....	4/19-4/21/2002
Red Sox 4-game in Kansas City.....	N/A

Royals 2-game in Boston.....	5/5-5/6/1997
Royals 3-game in Boston.....	4/26-4/28/1996
Royals 4-game in Boston.....	N/A

Royals 2-game in Kansas City.....	5/13-5/14/1997
Royals 3-game in Kansas City.....	8/8-8/10/2006
Royals 4-game in Kansas City.....	N/A

A.J. Hinch,
Manager

Houston Record: 170-154
Career Record: 259-277

Series Records

All-Time Series
24-12

in Boston

14-4

in Houston

10-8

at Minute Maid Park
10-8

Series Highs

(Most Recent Occurrence)

Boston (in Boston)

Runs..... 11 (5/12/2016)

Hits..... 17 (4/26/2013)

Errors..... 3 (2, 5/15/2016)

Boston (in Houston)

Runs..... 15 (8/6/2013)

Hits..... 16 (2, 4/24/2016)

Errors..... 2 (7/22/2015)

Astros (in Boston)

Runs..... 12 (7/3/2015)

Hits..... 17 (7/3/2015)

Errors..... 2 (6, 5/15/2016)

Astros (in Houston)

Runs..... 11 (6/28/2008)

Hits..... 14 (6/28/2008)

Errors..... 3 (2, 4/24/2016)

Ned Yost,
Manager

Kansas City Record: 549-550
Career Record: 1,006-1,052

Series Records

All-Time Series
233-231

in Boston

129-104

in Kansas City

104-127

at Kauffman Stadium
94-113

Series Highs

(Most Recent Occurrence)

Boston (in Boston)

Runs..... 17 (5/28/1977)

Hits..... 21 (8/14/1985)

Errors..... 5 (4/28/2001)

Boston (in Kansas City)

Runs..... 22 (4/12/1994)

Hits..... 20 (2, 5/8/1998)

Errors..... 4 (8/15/1984)

Royals (in Boston)

Runs..... 13 (5, 6/1/2000)

Hits..... 20 (5/28/2010)

Errors..... 4 (3, 4/26/1985)

Royals (in Kansas City)

Runs..... 13 (4, 8/2/1987)

Hits..... 20 (8/2/1987)

Errors..... 6 (4/13/1983)



LOS ANGELES ANGELS OF ANAHEIM

Angel Stadium
2000 Gene Autry Way, Anaheim, CA 92806 | 714-940-2000

Owner	Arte and Carole Moreno
Chairman	Dennis Kuhl
President	John Carpino
General Manager	Billy Eppler
Vice President, Communications	Tim Mead
Traveling Secretary	Tom Taylor
2016 Record	74-88
Stadium (First Season/Capacity)	Angel Stadium of Anaheim (1966/45,493)
Media Relations Telephone/Fax	714-940-2014/714-940-2205

Series Facts

Longest Red Sox Winning Streak	10 (7/19/1993-7/4/1994)
Longest Angels Winning Streak	9 (2, last 5/4/2011-6/8/2013)
Most consecutive series won by Red Sox	5 (9/15/2009-4/24/2011)
Most consecutive series won by Angels	4 (8/25/1961-6/28/1962)

Last Sweeps

Red Sox 2-game in Boston	5/14-5/15/1996
Red Sox 3-game in Boston	4/13-4/16/2007
Red Sox 4-game in Boston	5/3-5/6/2010

Red Sox 2-game in Anaheim	5/30-5/31/1988
Red Sox 3-game in Anaheim	7/26-7/28/2010
Red Sox 4-game in Anaheim	4/21-4/24/2011

Angels 2-game in Boston	5/26-5/28/1989
Angels 3-game in Boston	8/21-8/23/2012
Angels 4-game in Boston	8/18-8/21/2014

Angels 2-game in Anaheim	6/1-6/2/2004
Angels 3-game in Anaheim	8/28-8/30/2012
Angels 4-game in Anaheim	7/17-7/20/2015 (DH)



MINNESOTA TWINS

Target Field
1 Twins Way, Minneapolis, MN 55403 | 612-659-3400

Chief Executive Officer	Jim Pohlad
President	Dave St. Peter
Executive Vice President, Chief Baseball Officer	Derek Falvey
Senior Director, Communications	Dustin Morse
Senior Manager, Baseball Information	Mitch Hestad
Director, Team Travel	Mike Herman
2016 Record	59-103
Stadium (First Season/Capacity)	Target Field (2010/38,871)
Media Relations Telephone/Fax	612-659-3400/612-659-4029

Series Facts (Since 1961)

Longest Red Sox Winning Streak	10 (8/27/1977-7/17/1978)
Longest Twins Winning Streak	17 (6/2/1965-5/7/1966)
Most consecutive series won by Red Sox	6 (5/30/1975-6/14/1976)
Most consecutive series won by Twins	6 (5/25-9/12/1965)

Last Sweeps

Red Sox 2-game in Boston	5/19-5/20/2010
Red Sox 3-game in Boston	6/16-6/18/2014
Red Sox 4-game in Boston	8/14-8/17/1997

Red Sox 2-game in Minnesota	8/6-8/7/1997
Red Sox 3-game in Minnesota	5/17-5/19/2013
Red Sox 4-game in Minnesota	7/3-7/6/2000

Twins 2-game in Boston	7/24-7/25/2000
Twins 3-game in Boston	6/13-6/15/1994
Twins 4-game in Boston	7/18-7/21/1991

Twins 2-game in Minnesota	5/13-5/14/1998
Twins 3-game in Minnesota	5/25-5/27/2015
Twins 4-game in Minnesota	8/1-8/4/1966

Mike Scioscia, Manager

Los Angeles Record: 1,490-1,264
Career Record: 1,490-1,264

Series Records All-Time Series

338-302-1

in Boston

189-134-1

in Anaheim

149-168

at Angel Stadium

133-139

Series Highs

(Most Recent Occurrence)

Boston (in Boston)

Runs

Hits

Errors

Boston (in Anaheim)

Runs

Hits

Errors

Angels (in Boston)

Runs

Hits

Errors

Angels (in Anaheim)

Runs

Hits

Errors

Paul Molitor, Manager

Minnesota Record: 142-182
Career Record: 142-182

Series Records

All-Time Series Since 1961

304-306

in Boston

176-130

in Minnesota

128-176

at Target Field

12-9

Series Highs Since 1961

(Most Recent Occurrence)

Boston (in Boston)

Runs

Hits

Errors

Boston (in Minnesota)

Runs

Hits

Errors

Twins (in Boston)

Runs

Hits

Errors

Twins (in Minnesota)

Runs

Hits

Errors



NEW YORK YANKEES

Yankee Stadium
One East 161st Street, Bronx, NY 10451 | 718-293-4300

Managing General Partner/Co-Chairperson	Harold Z. Steinbrenner
President	Randy Levine
Senior Vice President/General Manager	Brian Cashman
Executive Director, Communications & Media Relations	Jason Zillo
Director, Team Travel & Player Services	Ben Tuliebitz
2016 Record	84-78
Stadium (First Season/Capacity)	Yankee Stadium (2009/49,469)
Media Relations Telephone/Fax	718-579-4460/718-293-8414

Series Facts (Since 1903)

Longest Red Sox Winning Streak	17 (10/03/1911-7/1/1912)
Longest Yankees Winning Streak	12 (2, last 8/16/1952-4/23/1953)
Most consecutive series won by Red Sox	7 (10/3/1911-9/26/1912)
Most consecutive series won by Yankees	21 (9/28/1930-6/6/1933)

Last Sweeps

Red Sox 2-game in Boston	9/19-9/21/1977
Red Sox 3-game in Boston	4/29-5/2/2016
Red Sox 4-game in Boston	9/15-9/18/2016

Red Sox 2-game in New York	5/4-5/5/2009
Red Sox 3-game in New York	5/13-5/15/2011
Red Sox 4-game or more in New York	(5-game) 7/7-7/9/1939 (2 DH)

Yankees 2-game in Boston	4/20-4/21/2012
Yankees 3-game in Boston	5/1-5/3/2015
Yankees 4-game or more in Boston	(5-game) 8/18-8/21/2006

Yankees 2-game in New York	5/23-5/24/2001
Yankees 3-game in New York	9/27-9/29/2016
Yankees 4-game in New York	8/6-8/9/2009

2017
Opponents



OAKLAND ATHLETICS

Oakland Coliseum
7000 Coliseum Way, Oakland, CA 94621 | 510-638-4900

Owner/Managing Partner	John Fisher
President	Dave Kaval
Executive Vice President of Baseball Operations	Billy Beane
Baseball Information Manager	Mike Selleck
Player and Media Relations Manager	Adam Loberstein
Director of Team Travel	Mickey Morabito
2016 Record	69-93
Stadium (First Season/Capacity)	Oakland Coliseum (1968/35,067)
Media Relations Telephone/Fax	510-563-2207/510-562-1633

Series Facts (Since 1968)

Longest Red Sox Winning Streak	11 (7/10/1993-4/28/1994)
Longest Athletics Winning Streak	8 (5/1-9/2/2012)
Most consecutive series won by Red Sox	7 (4/14/1997-8/27/1998)
Most consecutive series won by Athletics	4 (2, last 7/2/1987-5/29/1988)

Last Sweeps (Since 1968)

Red Sox 2-game in Boston	9/25-9/26/2007
Red Sox 3-game in Boston	5/9-5/11/2016
Red Sox 4-game in Boston	7/22-7/25/1993

Red Sox 2-game at Oakland	4/1-4/2/2008
Red Sox 3-game at Oakland	9/6-9/8/2004
Red Sox 4-game at Oakland	8/4-8/7/1977

Athletics 2-game in Boston	N/A
Athletics 3-game in Boston	9/3-9/5/1990
Athletics 4-game in Boston	8/10-8/12/1971

Athletics 2-game at Oakland	4/27-4/28/1987
Athletics 3-game at Oakland	8/31-9/2/2012
Athletics 4-game at Oakland	N/A

Joe Girardi,
Manager

New York Record: 819-639

Career Record: 897-723

Series Records

All-Time Series Since 1903

973-1,169-14

in Boston

533-541-7

in New York

440-628-7

at Yankee Stadium

37-38

Series Highs Since 1903

(Most Recent Occurrence)

Boston (in Boston)

Runs

Hits

Errors

Boston (in New York)

Runs

Hits

Errors

Yankees (in Boston)

Runs

Hits

Errors

Yankees (in New York)

Runs

Hits

Errors

Bob Melvin,
Manager

Oakland Record: 462-447

Career Record: 955-955

Series Records

All-Time Series Since 1901

1,072-878-10

vs. Oakland Since 1968

291-236

in Boston

170-93

at Athletics

477-493

at Oakland Coliseum

121-143

Series Highs Since 1968

(Most Recent Occurrence)

Boston (in Boston)

Runs

Hits

Errors

Boston (in Oakland)

Runs

Hits

Errors

Athletics (in Boston)

Runs

Hits

Errors

Athletics (in Oakland)

Runs

Hits

Errors



SEATTLE MARINERS

Safeco Field
1250 First Avenue S., Seattle, WA 98134 | 206-346-4000

Chairman & Chief Executive Officer	John Stanton
President & Chief Operating Officer	Kevin Mather
Executive Vice President & General Manager of Baseball Operations	Jerry Dipoto
Senior Director, Baseball Information	Tim Hevly
Managers, Baseball Information	Kelly Munro/Fernando Alcala
Director, Team Travel	Ron Spelley
2016 Record	86-76
Stadium (First Season/Capacity)	Safeco Field (1999/47,943)
Media Relations Telephone/Fax	206-346-4000/206-346-4400

Series Facts

Longest Red Sox Winning Streak	15 (5/4/1977-6/17/1978)
Longest Mariners Winning Streak	5 (7/22/2006-8/27/2006)
Most consecutive series won by Red Sox	6 (5/3/1977-6/18/1978)
Most consecutive series won by Mariners	5 (5/29/1992-5/4/1993)

Last Sweeps

Red Sox 2-game in Boston	5/14-5/15/2012
Red Sox 3-game in Boston	7/30-8/1/2013
Red Sox 4-game in Boston	8/22-8/25/2003

Red Sox 2-game in Seattle	5/7-5/8/1986
Red Sox 3-game in Seattle	9/13-9/15/2010
Red Sox 4-game in Seattle	N/A

Mariners 2-game in Boston	5/3-5/4/1993
Mariners 3-game in Boston	8/22-8/24/2014
Mariners 4-game in Boston	N/A

Mariners 2-game in Seattle	4/25-4/26/1994
Mariners 3-game in Seattle	6/25-6/27/2007
Mariners 4-game in Seattle	N/A



TAMPA BAY RAYS

Tropicana Field
One Tropicana Drive, St. Petersburg, FL 33705 | 727-825-3137

Principal Owner	Stuart Sternberg
President	Brian Auld
President, Baseball Operations	Matt Silverman
Senior Director, Communications	Dave Haller
Director, Team Travel and Clubhouse Operations	Chris Westmoreland
2016 Record	68-94
Stadium (First Season/Capacity)	Tropicana Field (1998/31,042)
Media Relations Telephone/Fax	727-825-3242/727-825-3111

Series Facts

Longest Red Sox Winning Streak	11 (4/6-6/26/2001)
Longest Rays Winning Streak	6 (8/16-9/15/2011)
Most consecutive series won by Red Sox	7 (4/28/2004-4/17/2005)
Most consecutive series won by Rays	5 (9/17/2008-5/3/2009)

Last Sweeps

Red Sox 2-game in Boston	4/26-4/27/2002
Red Sox 3-game in Boston	7/8-7/10/16
Red Sox 4-game in Boston	5/25-5/28/2006

Red Sox 2-game in Tampa Bay	7/17-7/18/2002
Red Sox 3-game in Tampa Bay	9/23-25/2016
Red Sox 4-game in Tampa Bay	9/9-9/12/2002

Rays 2-game in Boston	9/25-9/26/2012
Rays 3-game in Boston	N/A
Rays 4-game in Boston	4/16-4/19/2010

Rays 2-game in Tampa Bay	8/4-8/5/2009
Rays 3-game in Tampa Bay	5/23-5/25/2014
Rays 4-game in Tampa Bay	N/A

Scott Servais, Manager

Seattle Record: 86-76

Career Record: 86-76

Series Records

All-Time Series

235-174

in Boston

123-76

in Seattle

112-98

at Safeco Field

39-45

Series Highs

(Most Recent Occurrence)

Boston (in Boston)

Runs

Hits

Errors

Boston (in Seattle)

Runs

Hits

Errors

Mariners (in Boston)

Runs

Hits

Errors

Mariners (in Seattle)

Runs

Hits

Errors

Kevin Cash, Manager

Tampa Bay Record: 148-176

Career Record: 148-176

Series Records

All-Time Series

192-143

in Boston

105-62

in Tampa Bay

87-81

at Tropicana Field

87-81

Series Highs

(Most Recent Occurrence)

Boston (in Boston)

Runs

Hits

Errors

Boston (in Tampa Bay)

Runs

Hits

Errors

Rays (in Boston)

Runs

Hits

Errors

Rays (in Tampa Bay)

Runs

Hits

Errors



TEXAS RANGERS

Globe Life Park in Arlington
1000 Ballpark Way, Ste. 400, Arlington, TX 76011 | 817-273-5222

Co-Chairmen.....	Ray C. Davis, Bob R. Simpson
President of Baseball Operations and General Manager.....	Jon Daniels
Executive Vice President, Communications.....	John Blake
Senior Director, Media Relations.....	Rich Rice
Director of Travel.....	Josh Shelton
2016 Record.....	95-67
Stadium (First Season/Capacity).....	Globe Life Park in Arlington (1994/48,114)
Media Relations Telephone/Fax.....	817-273-5203/817-273-5110

Series Facts (Since 1972)

Longest Red Sox Winning Streak.....	9 (7/2/2007-9/5/2008)
Longest Rangers Winning Streak.....	9 (2, last 4/28/1978-5/30/1979)
Most consecutive series won by Red Sox.....	6 (7/9/2004-4/5/2006)
Most consecutive series won by Rangers.....	5 (2, 8/24/1993-7/16/1995)

Last Sweeps (Since 1972)

Red Sox 2-game in Boston.....	8/18/1998 (DH)
Red Sox 3-game in Boston.....	8/12-8/14/2008
Red Sox 4-game in Boston.....	4/18-4/21/2008

Red Sox 2-game in Texas.....	8/4-8/5/1997
Red Sox 3-game in Texas.....	5/25-5/27/2007
Red Sox 4-game in Texas.....	N/A

Rangers 2-game in Boston.....	4/17-4/18/2012
Rangers 3-game in Boston.....	8/11-8/13/1997
Rangers 4-game in Boston.....	N/A

Rangers 2-game in Texas.....	5/11-5/12/1998
Rangers 3-game in Texas.....	5/3-5/5/2013
Rangers 4-game in Texas.....	5/23-5/26/1985



TORONTO BLUE JAYS

Rogers Centre
1 Blue Jays Way, Ste. 3200, Toronto, ON M5V 1J1 Canada | 416-341-2000

Chairman, Toronto Blue Jays.....	Edward Rogers
Vice Chairman, Rogers Communications, Inc.	Phil Lind
President and Chief Executive Officer.....	Mark Shapiro
Executive Vice President, Baseball Operations/General Manager.....	Ross Atkins
Vice President, Baseball Media.....	Jay Stenhouse
Manager, Baseball Information.....	Mal Romanin
Director Team Travel and Clubhouse Operations.....	Mike Shaw
2016 Record.....	89-73
Stadium (First Season/Capacity).....	Rogers Centre (1989/49,282)
Media Relations Telephone/Fax.....	416-341-1301/416-341-1250

Series Facts

Longest Red Sox Winning Streak.....	11 (4/16-7/11/2002)
Longest Blue Jays Winning Streak.....	8 (8/11/1987-6/11/1988)
Most consecutive series won by Red Sox.....	6 (4/24/1977-5/31/1978)
Most consecutive series won by Blue Jays.....	7 (7/27/1987-6/4/1989)

Last Sweeps

Red Sox 2-game in Boston.....	9/17-9/18/1997
Red Sox 3-game in Boston.....	8/28-8/30/2009
Red Sox 4-game or more in Boston.....	(5-game) 7/1-7/4/2002

Red Sox 2-game in Toronto.....	4/16-4/17/2002
Red Sox 3-game in Toronto.....	6/10-6/12/2011
Red Sox 4-game in Toronto.....	5/31-6/3/2001

Blue Jays 2-game in Boston.....	8/16-8/17/2008
Blue Jays 3-game in Boston.....	6/12-6/14/2015
Blue Jays 4-game in Boston.....	6/2-6/5/1988

Blue Jays 2-game in Toronto.....	5/10-5/11/2011
Blue Jays 3-game in Toronto.....	4/4-4/6/2008
Blue Jays 4-game in Toronto.....	9/3-9/6/1998

Jeff Banister,
Manager

Texas Record: 183-141

Career Record: 183-141

Series Records

All-Time Series Since 1972

230-225

in Boston

136-91

in Texas

94-134

at Globe Life Park

40-58

Series Highs Since 1972

(Most Recent Occurrence)

Boston (in Boston)

Runs..... 19 (8/12/2008)

Hits..... 21 (2, 7/4/2016)

Errors..... 5 (9/1/1993)

Boston (in Texas)

Runs..... 17 (8/5/1997)

Hits..... 24 (8/5/1997)

Errors..... 4 (3, 4/4/1996)

Rangers (in Boston)

Runs..... 18 (4/17/2012)

Hits..... 22 (6/11/2006)

Errors..... 4 (2, 8/22/2002)

Rangers (in Texas)

Runs..... 19 (8/1/2002)

Hits..... 20 (8/1/2002)

Errors..... 5 (7/19/1975)

John Gibbons,
Manager

Toronto Record: 644-614

Career Record: 644-614

Series Records

All-Time Series

325-272

in Boston

159-139

in Toronto

166-133

at Rogers Centre

122-100

Series Highs

(Most Recent Occurrence)

Boston (in Boston)

Runs..... 18 (9/13/2011)

Hits..... 22 (10/4/1980)

Errors..... 6 (9/24/1984)

Boston (in Toronto)

Runs..... 16 (2, 6/11/2011)

Hits..... 21 (8/9/1991)

Errors..... 4 (2, 4/6/2008)

Blue Jays (in Boston)

Runs..... 16 (8/20/2010)

Hits..... 22 (2, 8/17/2008)

Errors..... 4 (2, 7/3/2002)

Blue Jays (in Toronto)

Runs..... 13 (2, 9/24/2006)

Hits..... 19 (2, 6/1/2003)

Errors..... 4 (8/11/1991)



CHICAGO CUBS

Wrigley Field
1060 W. Addison Street, Chicago, IL 60613 | 773-404-2827

Chairman	Tom Ricketts
President, Baseball Operations	Theo Epstein
Executive Vice President/General Manager	Jed Hoyer
Director, Media Relations	Peter Chase
Assistant Director, Media Relations	Jason Carr
Traveling Secretary	Vijay Tekchandani
2016 Record	103-58
Stadium (First Season/Capacity)	Wrigley Field (1914/41,072)
Media Relations Telephone/Fax	773-404-4191/773-404-4129

Last Sweeps

Red Sox 2-game in Boston	Never Played
Red Sox 3-game in Boston	N/A
Red Sox 4-game in Boston	Never Played

Red Sox 2-game in Chicago	Never Played
Red Sox 3-game in Chicago	N/A
Red Sox 4-game in Chicago	Never Played

Cubs 2-game in Boston	Never Played
Cubs 3-game in Boston	6/30-7/2/2014
Cubs 4-game in Boston	Never Played

Cubs 2-game in Chicago	Never Played
Cubs 3-game in Chicago	N/A
Cubs 4-game in Chicago	Never Played

Joe Maddon,
Manager

Chicago Record: 200-123
Career Record: 981-852

Series Records
All-Time Series
5-7

Series Highs
(Most Recent Occurrence)
Boston (in Boston)

Runs	15 (5/20/2011)
Hits	19 (5/20/2011)
Errors	3 (5/21/2011)

Boston (in Chicago)

Runs	8 (6/12/2005)
Hits	17 (6/12/2005)
Errors	2 (6/17/2012)

Cubs (in Boston)

Runs	16 (7/2/2014)
Hits	19 (7/2/2014)
Errors	4 (5/20/2011)

Cubs (in Chicago)

Runs	14 (6/10/2005)
Hits	20 (6/10/2005)
Errors	2 (2, 6/17/2012)



CINCINNATI REDS

Great American Ball Park
100 Joe Nuxhall Way, Cincinnati, OH 45202 | 513-765-7000

President and Chief Executive Officer	Robert H. Castellini
President of Baseball Operations and General Manager	Dick Williams
Vice President of Media Relations	Rob Butcher
Director of Media Relations	Larry Herms
Director of Media Relations, Digital Content	Jamie Ramsey
Vice President of Team Travel	Gary Wahoff
2016 Record	68-94
Stadium (First Season/Capacity)	Great American Ball Park (2003/42,271)
Media Relations Telephone/Fax	513-765-7800/513-765-7180

Last Sweeps

Red Sox 2-game in Boston	5/6-5/7/2014
Red Sox 3-game in Boston	6/13-6/15/2005
Red Sox 4-game in Boston	Never Played

Red Sox 2-game in Cincinnati	8/12-8/13/2014
Red Sox 3-game in Cincinnati	N/A
Red Sox 4-game in Cincinnati	Never Played

Reds 2-game in Boston	N/A
Reds 3-game in Boston	N/A
Reds 4-game in Boston	Never Played

Reds 2-game in Cincinnati	N/A
Reds 3-game in Cincinnati	N/A
Reds 4-game in Cincinnati	Never Played

Bryan Price,
Manager

Cincinnati Record: 208-278
Career Record: 208-278

Series Records
All-Time Series
9-1

Series Highs
(Most Recent Occurrence)
Boston (in Boston)

Runs	10 (6/13/2005)
Hits	16 (6/13/2005)
Errors	1 (5/6/2014)

Boston (in Cincinnati)

Runs	9 (6/15/2008)
Hits	13 (6/14/2008)
Errors	1 (2, 8/12/2014)

Reds (in Boston)

Runs	3 (3, 5/7/2014)
Hits	10 (5/6/2014)
Errors	1 (2, 6/15/2005)

Reds (in Cincinnati)

Runs	4 (2, 8/13/2014)
Hits	10 (8/13/2014)
Errors	1 (2, 6/15/2008)

2017
Opponents



MILWAUKEE BREWERS

Miller Park
One Brewers Way, Milwaukee, WI 53214 | 414-902-4400

Chairman and Principal Owner	Mark Attanasio
General Manager	David Stearns
Vice President, Communications	Tyler Barnes
Senior Director of Media Relations	Mike Vassallo
Senior Director of Team Travel & Clubhouse Operations	Dan Larrea
2016 Record	73-89
Stadium (First Season/Capacity)	Miller Park (2001/41,900)
Media Relations Telephone/Fax	414-902-4500/414-902-4053

Last Sweeps

Red Sox 2-game in Boston	5/26-5/27/1997
Red Sox 3-game in Boston	5/17-5/18/2008
Red Sox 4-game in Boston	7/29-7/31/1988

Red Sox 2-game in Milwaukee	5/16-5/17/1995
Red Sox 3-game in Milwaukee	9/12-9/14/1997
Red Sox 4-game in Milwaukee	8/9-8/11/1996

Brewers 2-game in Boston	N/A
Brewers 3-game in Boston	4/4-4/6/2014
Brewers 4-game in Boston	N/A

Brewers 2-game in Milwaukee	N/A
Brewers 3-game in Milwaukee	4/6-4/9/1987
Brewers 4-game in Milwaukee	8/15-8/17/1983

Craig Counsell,
Manager

Milwaukee Record: 134-165
Career Record: 134-165

Series Records
All-Time Series
212-182

Series Highs since 1970
(Most Recent Occurrence)

Boston (in Boston)

Runs	15 (2, 6/9/1984)
Hits	19 (6/9/1984)
Errors	6 (10/4/1985)

Boston (in Milwaukee)

Runs	20 (9/6/1975)
Hits	27 (8/5/1979)
Errors	5 (9/15/1985)

Brewers (in Boston)

Runs	19 (5/31/1980)
Hits	22 (2, 4/18/1983)
Errors	4 (3, 5/17/2008)

Brewers (in Milwaukee)

Runs	18 (4/12/1980)
Hits	21 (7/23/1990)
Errors	5 (2, 9/25/1987)



PHILADELPHIA PHILLIES

Citizens Bank Park
One Citizens Bank Way, Philadelphia, PA 19148 | 215-463-6000

Chairman	David Montgomery
President	Andy MacPhail
Vice President, Communications	Bonnie Clark
Director, Baseball Communications	Greg Casterioto
Coordinator, Baseball Communications	Craig Hughner
Director, Team Travel & Clubhouse Services	Frank Coppenbarger
2016 Record	71-91
Stadium (First Season/Capacity)	Citizens Bank Park (2004/43,651)
Media Relations Telephone/Fax	215-463-6000/215-218-5449

Last Sweeps

Red Sox 2-game in Boston	N/A
Red Sox 3-game in Boston	9/4-9/6/2015
Red Sox 4-game in Boston	Never Played

Red Sox 2-game in Philadelphia	N/A
Red Sox 3-game in Philadelphia	6/24-6/26/2005
Red Sox 4-game in Philadelphia	Never Played

Phillies 2-game in Boston	6/22-6/23/1998
Phillies 3-game in Boston	N/A
Phillies 4-game in Boston	Never Played

Phillies 2-game in Philadelphia	6/21-22/2003
Phillies 3-game in Philadelphia	6/2-6/4/2000
Phillies 4-game in Philadelphia	Never Played

Pete Mackanin,
Manager

Philadelphia Record: 108-142
Career Record: 161-195

Series Records
All-Time Series
36-23

Series Highs
(Most Recent Occurrence)

Boston (in Boston)

Runs	12 (4, 6/11/2010)
Hits	17 (6/11/2010)
Errors	4 (6/26/2004)

Boston (in Philadelphia)

Runs	13 (9/1/2003)
Hits	15 (2, 6/26/2005)
Errors	2 (4, 4/8/2015)

Phillies (in Boston)

Runs	11 (7/17/1999)
Hits	18 (7/17/1999)
Errors	2 (6/9/2001)

Phillies (in Philadelphia)

Runs	11 (2, 6/14/2009)
Hits	15 (5/19/2012)
Errors	3 (2, 4/9/2015)



PITTSBURGH PIRATES

PNC Park
115 Federal Street, Pittsburgh, PA 15212| 412-323-5000

Chairman	Bob Nutting
President	Frank Coonelly
Executive Vice President & General Manager.....	Neal Huntington
Director, Baseball Communications.....	Jim Trdinich
Director, Media Relations.....	Dan Hart
Traveling Secretary.....	Greg Johnson
2016 Record.....	78-83
Stadium (First Season/Capacity).....	PNC Park (2001/38,362)
Media Relations Telephone/Fax.....	412-325-4728/412-325-4413

Last Sweeps

Red Sox 2-game in Boston	Never Played
Red Sox 3-game in Boston	N/A
Red Sox 4-game in Boston	Never Played

Red Sox 2-game in Pittsburgh.....	Never Played
Red Sox 3-game in Pittsburgh.....	N/A
Red Sox 4-game in Pittsburgh.....	Never Played

Pirates 2-game in Boston	Never Played
Pirates 3-game in Boston	N/A
Pirates 4-game in Boston	Never Played

Pirates 2-game in Pittsburgh.....	Never Played
Pirates 3-game in Pittsburgh.....	9/16-9/18/2014
Pirates 4-game in Pittsburgh.....	Never Played

Clint Hurdle,
Manager

Pittsburgh Record: 509-462
Career Record: 1,043-1,087

Series Records

All-Time Series

5-7

Series Highs

(Most Recent Occurrence)

Boston (in Boston)

Runs	8 (6/19/2005)
Hits	11 (6/17/2005)
Errors	1 (6/18/2005)

Boston (in Pittsburgh)

Runs	11 (6/4/2003)
Hits	16 (6/4/2003)
Errors	2 (2, 6/26/2011)

Pirates (in Boston)

Runs	5 (6/17/2005)
Hits	10 (6/18/2005)
Errors	1 (3, 6/19/2005)

Pirates (in Pittsburgh)

Runs	9 (9/17/2014)
Hits	15 (9/17/2014)
Errors	4 (6/26/2011)

ALL-TIME OPPONENT HOME RUN LEADERS AT FENWAY PARK (Regular Season)

PLAYER	HR	YEARS
Babe Ruth (L)	38	1920-1934
Mickey Mantle (S)	38	1951-1968
Harmon Killebrew	37	1954-1975
Al Kaline	30	1953-1974
Joe DiMaggio	29	1936-1951
Alex Rodriguez	29	1994-2016
Gus Zernial	28	1949-1959
Lou Gehrig (L)	27	1923-1939

PLAYER	HR	YEARS
Joe Gordon	27	1938-1943/1946-1950
Rocky Colavito	26	1955-1968
Willie Horton	26	1963-1980
Ken Keltner	25	1937-1944/1946-1949
Roy Sievers	25	1949-1965
Vic Wertz (L)	25	1947-1958/1961-1963
Reggie Jackson (L)	25	1967-1987

2017
Opponents

OPPONENTS LAST TIME (Regular Season)

Batting

Stole home.....	Domingo Santana, 7/3/15 vs. HOU
Hit a pinch-hit home run	(10th-inning double steal off N. Ramirez)
Hit an inside-the-park grand slam.....	Billy Butler, 9/16/16 vs. NYY
Hit an extra-inning grand slam.....	Jason Kubel, 6/13/06 at MIN (12th inning off J. Tavaraz)
Hit a game-ending grand slam	Jason Kubel, 6/13/06 at MIN (12th inning off J. Tavaraz)

Pitching

Pitched a No-hitter.....	Chris Bosio, 4/22/93 at SEA
Pitched a No-hitter at Fenway Park.....	Jim Bunning, 7/20/58 vs. DET (G1)
Held the Red Sox to 1 hit.....	Smyly, Ramirez, Colome, 4/19/16 vs. TB



ST. LOUIS CARDINALS

Busch Stadium
700 Clark St., St. Louis, MO 63102 | 314-345-9600

Chairman and Chief Executive Officer..... William O. DeWitt, Jr.
President..... Bill DeWitt III
Senior Vice President/General Manager..... John Mozeliak
Director, Communications..... Brian Bartow
Manager, Communications..... Melody Yount
Traveling Secretary..... C.J. Cherre
2013 Record..... 97-65
Stadium (First Season/Capacity)..... Busch Stadium (2006/43,975)
Media Relations Telephone/Fax..... 314-345-9600/314-345-9530

Last Sweeps

Red Sox 2-game in Boston..... Never Played
Red Sox 3-game in Boston..... N/A
Red Sox 4-game in Boston..... Never Played

Red Sox 2-game in St. Louis..... Never Played
Red Sox 3-game in St. Louis..... N/A
Red Sox 4-game in St. Louis..... Never Played

Cardinals 2-game in Boston..... Never Played
Cardinals 3-game in Boston..... N/A
Cardinals 4-game in Boston..... Never Played

Cardinals 2-game in St. Louis..... Never Played
Cardinals 3-game in St. Louis..... N/A
Cardinals 4-game in St. Louis..... Never Played

Mike Matheny, Manager

St. Louis Record: 461-349

Career Record: 461-349

Series Records

All-Time Series

4-8

Series Highs

(Most Recent Occurrence)

Boston (in Boston)

Runs..... 13 (6/11/2003)
Hits..... 19 (6/11/2003)
Errors..... 2 (2, 6/20/2008)

Boston (in St. Louis)

Runs..... 4 (6/8/2005)
Hits..... 9 (2, 6/8/2005)
Errors..... 1 (6/6/2005)

Cardinals (in Boston)

Runs..... 9 (2, 6/21/2008)
Hits..... 16 (6/22/2008)
Errors..... 2 (6/12/2003)

Cardinals (in St. Louis)

Runs..... 9 (6/7/2005)
Hits..... 10 (8/5/2014)
Errors..... 2 (6/8/2005)

ACTIVE OPPONENT HOME RUN LEADERS AT FENWAY PARK

(Regular Season)

PLAYER	HR	PLAYER	HR
Jose Bautista.....	24	Nelson Cruz.....	8
Evan Longoria.....	16	Chris Davis (L).....	8
Robinson Cano (L).....	14	Curtis Granderson (L).....	8
Edwin Encarnacion.....	14	Adam Lind (L).....	8
Adam Jones.....	12	Mark Reynolds.....	8

ACTIVE OPPONENT LEADERS VS. RED SOX

(Regular Season Career)

BATTING

RANK/PLAYER	AVG*	RANK/PLAYER	HR	RANK/PLAYER	RBI
1. J. Morneau.....	.338	1. J. Bautista.....	41	1. R. Cano.....	114
2. K. Suzuki.....	.337	2. E. Longoria.....	30	2. J. Bautista.....	99
3. A. Jackson.....	.331	3. E. Encarnacion.....	26	3. E. Longoria.....	95
4. M. Trout.....	.328	4. A. Jones.....	26	4. M. Teixeira.....	93
5. M. Cabrera.....	.327	5. R. Cano.....	24	5. E. Encarnacion.....	85

*Minimum 150 PA

RANK/PLAYER	ERA*	RANK/PLAYER	W	RANK/PLAYER	SO
1. C. Wilson.....	2.62	1. C. Sabathia.....	13	1. C. Sabathia.....	203
2. C. Tillman.....	2.95	2. D. Price.....	11	2. S. Kazmir.....	166
3. J. Verlander.....	2.96	3. C. Tillman.....	10	3. B. Colon.....	146
4. D. Price.....	3.08	4. B. Colon.....	9	4. J. Shields.....	145
5. M. Gonzalez.....	3.09	5. S. Kazmir.....	9	5. D. Price.....	139
		J. Shields.....	9		

*Minimum 70.0 IP




HISTORY & RECORDS

Jim Lonborg (left) and Carl Yastrzemski (right) celebrate winning the 1967 American League pennant.

The History of the Red Sox

1901-1909

The American League was formed in **1901**, and Boston, Chicago, Cleveland and Detroit are the remaining charter members. The Boston American League Base Ball Club—officially known as the Americans, but also known by the media as the Somersets after owner **Charles Somers**—started the season on the road April 26 against the Baltimore Orioles (now the New York Yankees), but didn't get their 1st win until April 30 in



Cy Young pitched the first perfect game of the modern era on May 5, 1904.

Philadelphia, a 10-inning, 8-6 decision pitched by **Cy Young**. Young also won the Huntington Avenue Grounds home opener May 8 against Philadelphia, 12-4. In **1903**, the team finished 1st with a 91-47 record and earned a berth in the 1st World Series against the National League Pittsburgh Pirates. Game 1 was played at Huntington Avenue and pitched by Young, who lost that day but then won 2 games in the Series. Boston won 5 games to 3, in a best of 9 series, bolstered by **Bill Dinneen's** 3 victories. **1904** brought another successful year with Young pitching the 1st perfect game of the modern era in the Huntington Avenue Grounds against Philadelphia on May 5. With a 95-59 record, the 1904 Americans were set to play the New York Giants in the World Series, but Giants manager John McGraw and owner John Brush refused to play, making this the 1st of only 2 times since 1903 the World Series was not played. After **1907**, the cross-town National League Red Stockings adopted the name "Doves" and changed the team colors from red to blue. Americans owner **John I. Taylor** snapped up the popular color, and renamed his team the Red Sox. In the latter half of the decade, Young continued to dominate, throwing a no-hitter in New York in **1908** on the way to his record 511 career wins. The Red Sox, however, would not see postseason play again until the next decade.

1910-1919

Taylor decided the Red Sox needed a new ballpark. Fenway Park opened in **1912**, and a decade of dynasty began. The new park, named Fenway Park due to its location in the Fenway part of Boston, opened April 20, 1912, with the Red Sox taking a 7-6, 11-inning decision from the New York Highlanders (Yankees). With a 105-47 record, the Sox headed for the World Series led by fireballer **Smoky Joe Wood's** 34-5 record, and center fielder **Tris Speaker's** .383 batting average. This time, McGraw did bring the Giants to the World Series, and the Sox defeated them 4 games to 3 with one tie. The Red Sox picked up a young left-handed pitcher in **1914** by the name of **George Herman "Babe" Ruth**, who would figure prominently in the Red Sox World Series dynasty of the next several years. The Red Sox went to the World Series 3 more times in the decade and won each year. The **1915** Series was marked by the strong hitting and fielding performances of the legendary Sox outfield of **Duffy Lewis**, Speaker, and **Harry Hooper**. After dropping Game 1, the Sox won the next 4 to defeat the Philadelphia Phillies for the championship. In **1916**, Ruth was the season and Series hero, with a 23-12 regular-season record and a 1.75 ERA. In Game 2 of the World Series, Ruth pitched a 14-inning, complete-game, 2-1 win against Brooklyn, while the Sox went on to take the Series 4 games to 1 for the 2nd straight year. The Red Sox played their World Series games in 1915 and 1916 in the new and larger capacity National League Braves Field on Commonwealth Ave., which held 40,000 fans. In **1918**, Ruth extended his streak to 29.2 scoreless World Series innings, a record that stood until 1961, and also tied for the league lead with 11 home runs. In the World Series against the Chicago Cubs, Ruth and **Carl Mays** each won 2 games to lead the Sox to their 4th World Championship in 7 years. Journeyman LF **George Whiteman** was the club's unsung Series hero.


1920-1929

After Sox owner **Harry Frazee** sold Ruth and most of his best players to the Yankees, the "Roaring Twenties" were anything but for the Red Sox. The team did not finish .500 or better in any year of the decade, losing over 100 games in 3 straight seasons from **1925-1927**. To add to the difficulty on the field, the ballpark itself suffered a setback. On May 8, **1926**, fire roared through Fenway Park, destroying much of the left-field bleacher sections. Then-owner **Bob Quinn** could not afford to rebuild the sections, and the difficult decade for the Sox continued. All was not gloomy, however, as there were several standout performances by individual players during the decade. Pitcher **Sam Jones** won 23 games in **1921**, and **Howard Ehmke** won 39 games for the Sox in **1923-1924**, including a no-hitter against Philadelphia in 1923. First baseman **Stuffy McInnis**, a member of the 1918 world champion team, set an AL record with a .999 fielding percentage in 1921 and held the Red Sox career fielding percentage record at 1st base (.996) until Kevin Youkilis passed him in 2009.

The History of the Red Sox, Continued

1930-1939

The '30s brightened for the Red Sox, and though the team did not make it back to the great years of the 1910s, a new dynasty of ownership began in **1933**, when 30-year-old millionaire **Tom Yawkey** bought the club. His 1st order of business was to rebuild the fire-scarred stadium. Ironically, on the night of Jan. 4, **1934**, during construction of the new Fenway Park, another fire raged through the ballpark, destroying much of the progress. The park was still ready for Opening Day 1934, when the Sox lost to **Joe Cronin** and his Washington Senators on April 17. The Red Sox fielded far better teams than they had in the decade prior, and also saw attendance figures increase, especially after Fenway was refurbished. On August 12, 1934, 46,766 fans attended Ruth's farewell game at Fenway, spilling out onto the field. The next season, the Sox set their record single-day attendance which still stands, with 47,627 fans attending a doubleheader on September 22 against the Yankees. **1935** also saw shortstop Cronin traded to the Sox from Washington to become player-manager. **1938** was the high point of the decade, with Cronin leading the Sox to an 88-61 record, and MVP **Jimmie Foxx** hitting 50 home runs, a team record which stood until 2006, with 175 RBI and a league-high .349 average. Veteran **Lefty Grove** led the league in ERA for 4 of the last 5 years of the decade. **1939** brought forth a new era in Red Sox baseball, when **Ted Williams** began his legendary career. That season, the Red Sox had 5 future Hall of Famers on the roster in Williams, Cronin, Foxx, Grove and **Bobby Doerr**, and they finished with an 89-62 record. In **1931**, the Red Sox took the field with numbers on their uniforms for the 1st time. For some Red Sox players, these were the numbers that would forever be associated with them as Boston legends.



Ted Williams began his Hall of Fame career with the Red Sox in 1939.

1940-1949

The '40s got even better for the Red Sox. **1941** was a landmark year for the team, with Williams hitting .406 and Grove picking up his 300th career win. Williams is the last player to hit over .400 for a season, and Grove is 1 of 2 pitchers to get his 300th win as a Red Sox, the other being Cy Young. Williams continued his consistent hitting by picking up his 1st Triple Crown in **1942**, and his 2nd of 4 batting titles in the 40's. Rookie **Dave Ferriss** was 21-10 in **1945**, and helped the team return to the World Series in **1946** when he was 25-6. The Sox won the pennant by a comfortable 12-game margin in 1946, winning 104 games in the process, but lost the World Series for the 1st time in franchise history to the St. Louis Cardinals in 7 games. Fenway also played host to the 1946 All-Star Game, in which Williams went 4-for-4 with 2 home runs and 5 RBI. Coming off the AL pennant year, Williams won a 2nd Triple Crown in **1947**. Lights were also installed that season to start the era of night baseball at Fenway. **1948** and **1949** were both tough seasons for the Red Sox. While collecting 96 wins in each year, they finished both seasons 1 game out of 1st place. They lost a 1-game playoff to the Cleveland Indians in 1948; had the Sox won that game, they would have played the Boston Braves in the World Series. In 1949, they lost the final 2 games of the season in Yankee Stadium to finish 1 game behind the Yankees. The Sox teams of the late 40's were led by pitcher **Mel Parnell**, who won 25 games and the ERA title in 1949, while **Ellis Kinder** also picked up 23 victories in 1949. By the end of the 1940's, however, Williams had clearly established himself as one of the greatest players in baseball. He had played 8 major league seasons through 1949, and in that time he amassed 2 MVPs, 2 Triple Crowns, 4 RBI titles (1 tied with teammate **Vern Stephens**), 4 home run titles, and 4 batting titles. **Dom DiMaggio**, one of baseball's greatest centerfielders, had a .298 career average, scored 100 runs 7 times, was a 7-time All-Star and led the AL in 1950 with 11 triples, 15 stolen bases, and 131 runs scored. In 1948 he had 503 putouts (despite playing in the AL's smallest park), a record that stood until 1977. He is 1 of only 5 outfielders to have 500 putouts in a season. **Johnny Pesky**, an excellent all-around shortstop, had 200 hits in each of his 1st 3 ML seasons and had a .313 career average for the Red Sox.

1950-1959

The 50's were another decade of strong hitting for the Sox, starting off with the Rookie of the Year Award-winning performance by 1st baseman **Walter Dropo** in **1950**. Dropo was a part of perhaps the best-hitting Red Sox team ever, with the starting lineup averaging .313, and the entire team hitting .302. Infielder **Billy Goodman** won the batting championship in 1950 with his .354 average, while the team amassed a 94-60 record, which would ultimately be their best for the decade. Williams broke his elbow in the All-Star Game and played in only 89 games (28 HR, 97 RBI). For the 2nd time in his career, Williams put off baseball for military service in the Korean War in **1952** and **1953**, after serving 3 years during World War II. Upon his return, he continued his usual impressive hitting with a tremendous league-leading .388 batting average in **1957** with 38 home runs,

The History of the Red Sox, Continued


and a 2nd straight title with a .328 average at the age of 40 in **1958**. Meanwhile, **Jackie Jensen** won the RBI title in **1955** (tied), 1958, and **1959**, and the MVP in 1958. Rookie 3rd baseman **Frank Malzone** joined the team full-time in 1957 and won 3 Gold Glove Awards (1957-59). Some Red Sox pitchers also fared well in the 1950s, as Parnell continued his successful pitching through the 1st half of the decade, winning 69 games for the Sox from 1950-53 along with a no-hitter in **1956**. **Frank Sullivan** had 90 wins from 1954 to 1960, and Kinder became one of the league's best relief pitchers of the early 1950s. On July 21, 1959 infielder **Pumpsie Green** made his debut as the 1st Red Sox African-American major leaguer.

1960-1969

The end of the '50s also brought the end of the Williams era in Red Sox history. Williams hit his 521st and final home run into the Red Sox bullpen in his last at-bat on September 28, **1960**. The spot he vacated in left field was filled in **1961** by rookie **Carl Yastrzemski**, who would later match some of Williams' feats. **Don Schwall** would collect Rookie of the Year honors after winning his first 10 decisions at Fenway on the way to a 15-7 record overall. Fenway Park also hosted the 1961 All-Star Game, a 1-1 tie, rained out after 9 innings. Sox pitching heroics continued in **1962** when both **Earl Wilson** and **Bill Monbouquette** tossed no-hitters. Monbouquette went on to win 20 games in **1963**, the same year Yaz won his 1st batting title. **Dave Morehead** threw a no-hitter on September 16, **1965** against Cleveland at Fenway Park, but the Sox had their worst record of that decade, losing 100 games. One bright spot of 1965 was the emergence of Lynn, MA native **Tony Conigliaro**, who hit a league-leading 32 homers in his 2nd season, the 2nd of his 6 consecutive seasons of 20 or more home runs. After another losing season, finishing 9th in **1966**, the Red Sox overcame 100-1 odds and won the "Impossible Dream" pennant in **1967** with a 92-70 record. Though they did not win the World Series, that season lives on as one of the greatest in Red Sox history. 1967 proved to be career years for **Jim Lonborg**, who won the Cy Young Award with a 22-9 record plus 2 World Series wins, and Yastrzemski, who won the Triple Crown and MVP. First baseman **George Scott** and outfielder **Reggie Smith** were key performers in the pennant drive. **Ken Harrelson** led the league with 109 RBI in **1968**, while Yaz won his 3rd batting title. Yaz and **Rico Petrocelli** finished the '60s with 40-home run seasons in **1969**.

1970-1979

The era of Yaz continued into the '70s when he again hit 40 home runs while Conigliaro notched 36 of his own in **1970**. In **1972**, another young player made his mark by unanimously winning the Rookie of the Year Award. Catcher **Carlton Fisk**, a New Hampshire native, made his 1st full year in the majors count, leading the Red Sox to a 2nd-place finish, just a half-game out of 1st place, for their best finish since 1967. Pitcher **Luis Tiant** thrilled Sox fans and took home the ERA title that season. Two other famous rookies, **Jim Rice** and **Fred Lynn**, were added to the mix in **1975**, and made their mark on another AL championship season. Lynn won both MVP and Rookie of the Year honors, the 1st player ever to do so in the same year, while Rice hit 22 home runs to Lynn's 21. Tiant, **Rick Wise**, and **Bill Lee** combined for 54 of the Red Sox' 95 wins in 1975, with Tiant and Wise pitching all 3 of the Red Sox wins in the World Series. In Game 6, **Bernie Carbo's** 2-out, 3-run home run in the 8th inning tied the game at 6-6. Fisk left his mark on baseball history when he hit a 12th-inning pitch off the left-field foul pole for a dramatic finish for the Red Sox, in what many consider to be the greatest World Series game ever.



Dwight Evans patrolled Fenway's right field from 1972-1990.

Once again, however, the Sox came up short, and were defeated by Cincinnati in 7 games. On July 9, **1976**, owner **Tom Yawkey** passed away. **Mrs. Jean R. Yawkey**, **Haywood Sullivan**, and **Edward "Buddy" LeRoux** were approved by the AL as the new owners in May 1978. The Sox continued to be successful through the end of the 1970s. In **1977**, they had 97 wins and finished just 2.5 games out of 1st. They finished **1978** with 99 wins, just 1 game out after losing, 5-4, in a 1-game play-off against the Yankees. Those 2 seasons were great years for Rice, who won the home run title in 1977, and took home MVP honors in 1978 after ending the season with the home run and RBI crowns. Lynn had a terrific **1979** season and won the batting championship, while Yaz got his 3,000th hit on September 12. That July, he also hit his 400th home run. **Dwight Evans** did his part, not only with his bat, but also in right field, picking up 3 Gold Glove Awards in the last 4 seasons of the decade. Versatile **Bob Stanley** made his entry upon the scene in 1977, and in his 12-year Red Sox career racked up what was then a club-record 132 saves. Shortstop **Rick Burleson** teamed with 2nd baseman and Fall River, MA native **Jerry Remy** to form one of the club's best double-play combinations.

The History of the Red Sox, Continued

1980-1989

3rd baseman **Carney Lansford** won a batting championship in **1981**. Evans tied for the 1981 AL home run title, one of his seven 20-plus HR seasons in the decade. Rice won the HR title in **1983** with 39, followed closely by **Tony Armas**, who had 36. Armas then hit 43 in **1984** to lead the AL. The early '80s were not particularly successful for the Red Sox, however, and they failed to finish higher than 3rd until their AL championship in **1986**. Evans got 1986 off to an auspicious start, homering in Detroit on the 1st pitch of the season. **Roger Clemens**, who won the Cy Young and MVP Awards, dominated AL batters in 1986, winning 24 games, including his 1st 14 decisions, with a 2.48 ERA. He also broke a major league record, striking out 20 batters in a 3-1 win April 29 vs. Seattle. Under manager **John McNamara's** leadership, the team won 95 games and came back from a 3-games-to-1 deficit in the ALCS to earn a World Series matchup with the Mets, which the Sox lost in 7 games. Overall, the season was filled with many personal milestones, with Rice getting his 2,000th hit, **Don Baylor** hitting his 300th HR, Clemens winning 20 games for the 1st time, and **Wade Boggs** winning his 3rd of 5 batting titles in the decade. In **1987**, Boggs won another batting title, while Clemens had his 2nd 20-win season and Cy Young Award, but the Red Sox finished a disappointing 5th. The Red Sox returned to their winning ways in the late '80s, topping the AL East again in **1988** with **Joe Morgan's** miracle team. After Morgan took over from McNamara in July, the Sox won 12 straight and 19 of 20 games, to come from 9 games behind and move into 1st place in the AL East. "Morgan's Magic" became the team's slogan, but the Red Sox were overpowered by Oakland in the ALCS. Nevertheless, the successful teams of the late '80s ushered in a decade of milestones and achievements in the 1990s.



Yaz was inducted into the Hall of Fame in 1989.

1990-1999

The Sox started the decade off on the right foot by winning the AL East in **1990** with strong performances by Boggs, Evans, Clemens, **Mike Boddicker**, and right fielder **Tom Brunansky**, whose great diving catch saved the final game of the season. The Sox again played the A's in the ALCS and met the same fate, losing in 4 games. The 1990 season saw the Red Sox put players' names on the back of their road jerseys for the 1st time in club history. **1991** brought the start of the **Mo Vaughn** era, and the hard-hitting 1st baseman became a fan favorite, while Dalton, MA native **Jeff Reardon** pitched his way to 40 saves as the Sox headed to a 2nd-place finish. Mrs. Yawkey passed away in February **1992**, leaving her majority general partnership to the continued direction of **John L. Harrington** with **Haywood C. Sullivan** as general partner. After the **1993** season, Sullivan sold his interest in the club to the Yawkey Trust and Harrington became CEO of the organization. The Sox fared well after the new division set-up was established in **1995**, reaching postseason play 3 times in the last 5 years of the decade, including back-to-back appearances in **1998** and **1999**, the 1st time the team accomplished that since 1915-1916. In 1995, the Red Sox and the Cleveland Indians started a Division Series rivalry that would last throughout the decade. Behind the powerful hitting of Vaughn, who led the AL in HR and picked up the MVP Award, and the stable pitching of Clemens and knuckleballer **Tim Lincecum**, the Sox won the East Division title and faced the Indians in the 1995 ALDS, only to be swept in 3 games. In **1996**, Clemens struck out 20 batters in a game for the 2nd time in his career, tying his own major league record. In **1997**, highly-touted shortstop **Nomar Garciaparra** made his way to Fenway and picked up the Rookie of the Year Award while leading the league with 209 hits. In **1998**, he was joined by another superstar, **Pedro Martinez**. The '98 Sox won the Wild Card for the 1st time. Strong pitching was the key to the team's success, as Martinez went 19-7 with a 2.89 ERA, while **Tom Gordon** converted a ML-record 43 consecutive saves on his way to 46 saves in all. The Sox faced Cleveland in the Division Series, where they were defeated once again. The pitching would figure into another great season for the Sox in **1999**, a year in which Fenway hosted the final All-Star Game of the century, the 3rd in the history of the park. Martinez was MVP of the game, retiring all 6 batters he faced, 5 on strikeouts, ultimately winning the Cy Young Award unanimously and falling just short of MVP honors with a 23-4, 2.07 ERA season. Once again, Martinez led the Sox to a Wild Card berth and the Division Series against the Indians. This time, the Sox emerged victorious, coming back from losing the 1st two games to dramatically win the series behind six no-hit relief innings by Martinez and 2 HR and 7 RBI by **Troy O'Leary**. Playing in the ALCS for the 1st time since 1986, the Sox met the Yankees in the series, with the high point coming in Game 3 when Sox ace Martinez met former Sox ace Clemens at Fenway Park. Riding home runs by Garciaparra, **John Valentin**, and **Brian Daubach**, the Sox cruised to a 13-1 win, their only victory in the series.

The History of the Red Sox, Continued

2000-2009

2000 featured great efforts by Martinez, who unanimously won his 2nd straight Cy Young Award, and Garciaparra, who won his 2nd consecutive AL batting title (.372). **Derek Lowe** tied for the AL lead with 42 saves. The Sox finished 2nd at 85-77, 2.5 games behind the Yankees, and set a new Fenway Park attendance record of 2,586,024. On Dec. 13, 2000, the Red Sox signed OF **Manny Ramirez** to bolster the offense.

Despite major injuries to Garciaparra, Martinez, Valentin, and catcher **Jason Varitek**, the Red Sox led the AL East for most of the 1st half in **2001**. Through Aug. 24, the Sox were only 3 games behind the Yankees before they went into a tailspin that resulted in 21 losses in 26 games and finished 2nd at 82-79. Manager **Jimmy Williams** was replaced by pitching coach **Joe Kerrigan** prior to the Aug. 16 game vs. Seattle. RHP **Hideo Nomo** made his Sox debut April 4 in Baltimore and won, 3-0, with the club's 1st no-hitter since 1965. Nomo pitched a 1-hitter May 25 vs. Toronto and led the AL with 220 strikeouts. The team set new attendance records at home (2,625,333 in 81 dates with 69 sellouts) and on the road (2,700,811 in 80 dates).

The 68-year Yawkey era came to a close when a new ownership group led by **John Henry**, **Tom Werner**, and **Larry Lucchino** took control prior to the **2002** season. In March 2002, they replaced GM **Dan Duquette** with VP of Baseball Operations **Mike Port**, on an interim basis, and brought in **Grady Little** as manager to replace Kerrigan. The Sox led the AL East from April 15-June 22 but finished 2nd at 93-69, including 51-30 on the road. Lowe pitched Fenway Park's 1st no-hitter since 1965, 10-0 vs. Tampa Bay on April 27. Lowe (21-8) and Martinez (20-4) gave the Sox a pair of 20-game winners for the 1st time since 1949. Ramirez led the AL with a .349 average. Lowe, Martinez, Ramirez, Garciaparra, **Shea Hillenbrand**, **Johnny Damon**, and **Ugueth Urbina** were selected for the AL All-Star team and Lowe, Hillenbrand, and Ramirez started the game. The team again set an attendance record (2,650,063 in 81 dates). On Nov. 25, 2002, **Theo Epstein** was named GM, making him the youngest in MLB history at 28 years, 10 months old.

The **2003** Red Sox had an exciting 95-67 regular season, their most wins since 1995, a 2nd-place East Division finish and the 16th trip to the postseason. The club won its 3rd Wild Card playoff berth and came from a 2-0 deficit in the ALDS to win 3 straight vs. Oakland and advance to the ALCS vs. the Yankees. A dramatic 7-game series wasn't resolved until Aaron Boone's 11th-inning HR stopped the Red Sox. Epstein made offseason moves to help the team become an offensive powerhouse that set many records. The additions of **David Ortiz**, **Kevin Millar**, **Bill Mueller**, and **Todd Walker** solidified a batting order that produced 961 runs, 2nd-most in club history. A club-record 6 players hit 20 HR and the Sox set a new team mark with 238. They set new ML records of 2,822 TB, 649 XBH, and a .491 slugging pct., while their 371 doubles fell 2 shy of the ML mark held by the Sox (1997) and the Cardinals (1930). They were 53-28 (.654) at home. Lowe (17-7), Martinez (14-4), **John Burkett** (12-9), and Wakefield (11-7) led a staff whose 1,141 strikeouts topped the AL. Mueller (.326) edged Ramirez (.325) for the AL batting crown while Garciaparra (105), Ramirez (104), and Ortiz (101) gave the Sox 3 players with 100 RBI for the 1st time since 1984.

In his 1st year as manager, **Terry Francona** led the **2004** Red Sox to a 98-64 record and a Wild Card berth. The Sox swept the Anaheim Angels in the ALDS as Ortiz's dramatic HR in the 10th inning of Game 3 ensured a rematch with the Yankees for the AL pennant. After dropping the first 3 games to New York, the Red Sox rallied behind the bat of Ortiz, the baserunning of **Dave Roberts**, an RBI single by Mueller, an airtight bullpen, and the gritty performance of **Curt Schilling** to win the final 4 games of the series, completing the greatest comeback in ML history. The Red Sox then swept the Cardinals to win the World Series for the 6th time and



The Red Sox stormed the field in 2004 to celebrate the club's 1st World Series Championship since 1918.

the 1st since 1918. Led by Series MVP Ramirez, the Red Sox never trailed. Lowe became the 1st pitcher ever to win the clinching game of 3 playoff series in 1 postseason. Key acquisitions Schilling and **Keith Foulke** lived up to their billing, while the mid-season trade of Garciaparra for **Orlando Cabrera** and **Doug Mientkiewicz**, and the acquisition of Roberts, improved the club's defense and speed. Martinez (227) and Schilling (203) became the 1st Red Sox teammates ever to strike out 200 batters in the same season. Ramirez and Ortiz became the 1st AL teammates to bat .300, hit 30 HR, and drive in 100 runs since 1931. They also became just the 2nd pair of Red Sox to hit over 40 HR in a single season. The Red Sox sold out their 81-game home schedule for the 1st time in franchise history.

The History of the Red Sox, Continued

The **2005** Red Sox were 95-67, winning the AL Wild Card and reaching the postseason for a club-record 3rd straight season. The Sox were swept in the ALDS by the eventual World Champion Chicago White Sox. During the regular season, Ortiz (47 HR, 148 RBI) and Ramirez (45 HR, 144 RBI) combined for 92 HR and 292 RBI, more than any other duo in baseball. The Red Sox led the ML in runs, batting average, BB, OBP and OPS. The pitching staff was led by Wakefield (16-12). **Mike Timlin** had a league-high and single-season club record 81 appearances, and rookie **Jonathan Papelbon** was impressive down the stretch. Varitek earned his first Gold Glove Award. The club set a new attendance mark for the 6th straight season with a total of 2,847,888. On Nov. 25, 2005, **Mike Lowell** and **Josh Beckett** were acquired from the Marlins as part of a 7-player deal.

In **2006**, the Red Sox set a home attendance record (2,930,588) for the 7th straight season, a ML record. A host of late-season injuries contributed to the team falling to an 86-76 record to miss postseason play for the 1st time since 2002. The Red Sox were 53-33 (.616) at the All-Star break, their best winning pct. at that point since 1986 (56-31, .644), and led the AL East by 3 games. Boston set a ML fielding pct. record (.98910) with just 66 errors in 6,053 total chances. **Alex Gonzalez** led AL SS with a .985 fielding pct., a new club record. Ortiz led the AL with a club-record 54 HR and also led with 137 RBI, 355 TB and 119 BB. His 32 road HR tied Babe Ruth (1927) for the AL record. He had 5 walk-off hits, including 3 HR. Papelbon was a dominant closer until shoulder problems sidelined him after Sept. 1. He had 35 saves in 59 games and held opponents to a .167 batting average. He was the 2nd Sox rookie pitcher selected for the All-Star Game (Don Schwall 1961) but did not pitch. Ramirez hit .321 with 35 HR, 102 RBI, and 100 BB but played in just 11 games the final 6 weeks due to right knee tendinitis. He received the most votes of any AL player to start the All-Star Game, but his knee problem prevented him from playing. Schilling made a comeback from his injury-curtailed 2005 and was 15-7 in 31 games. Beckett led the staff in wins in his 1st Red Sox season (16).

In **2007**, the Red Sox clinched their 1st AL East title since 1995, going 96-66. After sweeping the Angels 3-0 in the ALDS, Boston went down 3 games to 1 in the ALCS vs. Cleveland. The Sox completed another comeback to clinch their 12th AL pennant, then swept the Rockies to win their 2nd World Series title in 4 years and 7th overall. The Red Sox offense was led by World Series MVP Lowell and the stellar pitching efforts of Beckett, Schilling, and Papelbon. Francona became the 1st Sox manager to take a team to the postseason in 3 different seasons (2004, '05, '07) and only the 2nd manager in club history to win 2 World Series (Bill Carrigan, 1915-16). The Sox joined the Yankees as the only teams in AL history to sweep in successive World Series appearances. During the regular season, the 96 wins tied Cleveland for the most victories in the majors. The Sox led the AL East for the final 166 days of 2007 beginning April 18, the longest consecutive stretch in club history. Their pitching staff led the AL with a 3.87 ERA. They were 1 of 2 ML teams with 3 15-game winners: Beckett (20), Wakefield (18), and **Daisuke Matsuzaka** (15). Offensively, the Red Sox had 3 of the top 10 AL batting leaders: Ortiz (.333, 5th), Lowell (.326, 7th), and Rookie of the Year **Dustin Pedroia** (.317, 10th). The Sox were successful on an AL-best 80% (96-120) of their SB attempts (club record). The team also finished 2nd in the AL with a .986 fielding pct. led by the outstanding play of Gold Glove-winning **Kevin Youkilis**, who handled a Red Sox record 1,586 straight errorless chances at 1B (1,079 chances in 2007). **Clayton Kershaw** became just the 3rd player in ML history to throw a no-hitter in his 1st or 2nd ML start on Sept. 1, 2007 (his 2nd game).



Jonathan Papelbon closed out the 2007 World Series.

The **2008** Red Sox began their World Series title defense on March 25, 2008 in Tokyo, Japan vs. the A's. The club finished with a 95-67 regular-season record (.586) to clinch their 6th AL Wild Card berth. After defeating the Los Angeles Angels 3 games to 1 in the ALDS, Boston lost the ALCS to Tampa Bay in 7 games. The Red Sox were sparked by the stellar play of AL MVP Pedroia, who led the league in doubles (54) and tied for the AL lead with 213 hits. Youkilis saw a ML-record 238 consecutive errorless games (2,002 TC) streak end on June 7, and also led the team in HR, RBI, slugging, and OBP to finish 3rd in AL MVP voting. The team sent 7 players to the 2008 All-Star Game: Ramirez, Ortiz, Youkilis, and Pedroia were elected starters; Varitek, Papelbon, and All-Star Game MVP **J.D. Drew** were reserves. A 3-team deadline trade sent Ramirez to the LA Dodgers and brought OF **Jason Bay** from Pittsburgh. Bay was instrumental in the late-season playoff push as he hit .293 (54-184) with 54 RBI and 9 HR over 49 games. **Jacoby Ellsbury** (50) led the league in SB. The club led the ML with 16 SHO and was 1st in the AL with 1,185 strikeouts. Matsuzaka led starters with an 18-3 record and 2.90 ERA. Papelbon continued as a premier closer with 41 saves. **Jon Lester** threw the 18th no-hitter in Red Sox history vs. KC on May 19 at Fenway Park. For the 9th consecutive year, the Red Sox established a new club record for home attendance, totalling 3,048,248 fans in 81 games.

The History of the Red Sox, Continued

The **2009** Red Sox finished 2nd in the AL East at 95-67 (.586), their 12th straight winning record, as Boston won its 7th AL Wild Card. It was the 20th playoff appearance in the team's 109-year history, but the Sox were swept 3-0 by the Angels. Boston had 126 SB, the club's highest total since the 1916 squad stole 129. The team had 6 All-Stars: Bay, Beckett, Papelbon, Pedroia, Wakefield, and Youkilis. At the trade deadline they acquired from the Cleveland Indians C/1B **Victor Martinez**, who logged a 25-game hit streak from Aug. 28-Sept. 26. Beckett and Lester combined as the only AL teammates with 15 wins, 200 innings, and a sub-4.00 ERA. Ellsbury led the ML with a club-record 70 steals. Papelbon's 155 career saves passed Bob Stanley's club record of 132. Wakefield also topped the Red Sox career starts list with 388 over Roger Clemens (382). For the 10th straight year, the Red Sox set a new club record for home attendance, an accomplishment unprecedented in MLB.

2010-Present

The **2010** Red Sox finished 3rd in the AL East at 89-73 (.549), their 13th consecutive winning season. The Sox offense led MLB in TB (2546), 2B (358), and OPS (.790). Red Sox pitchers led the AL with 1,207 strikeouts. Buchholz and Lester anchored the staff as the only pair of teammates in baseball to win 17 or more games and compile ERAs below 4.00. They each won AL Pitcher of the Month honors in 2010 (May and August, respectively), while Ortiz captured AL Player of the Month honors in May (.363, 10 HR). Ortiz led the Sox with 32 HR and tied for the team RBI lead with **Adrian Beltre** (102 each). Six Red Sox made the AL All-Star team (Beltre, Buchholz, Lester, Martinez, Ortiz, and Pedroia). Wakefield became the club's all-time IP leader during his June 8 start. On Aug. 3 vs. the Indians, Lowell made his 1st plate appearance at Fenway Park in over a month and hit a HR into the Green Monster seats. He announced his retirement before the team's Oct. 2 game vs. New York. Several newcomers contributed: rookie **Daniel Nava** hit a grand slam on June 12 vs. Philadelphia on the 1st pitch he saw in the majors. On April 20 vs. Texas, **Darnell McDonald** hit an 8th-inning, PH HR in his 1st Red Sox at-bat, then drove a walk-off hit off the Green Monster one inning later. Despite missing Beckett, Buchholz, **Mike Cameron**, Ellsbury, Martinez, Pedroia, Varitek and Youkilis for extended stretches, the Sox remained in the race while battling in the only division in baseball with four 85-plus win teams.

The Red Sox finished **2011** at 90-72 (.556), the 14th straight year with a winning record. They started 0-6 but went on to post a ML-leading 81-42 (.659) record from April 16-Aug. 31, the most wins in any stretch of 123 games by a Red Sox team since 1949. Boston led the ML at 20-6 (.769) in July, the team's best record in any month since April 1952 (10-2, .833). The club began September with the AL's best record at 83-52 (.615) but went 7-20 (.259) the rest of the way. A loss in the final regular-season game, Boston's 1st all season when entering the 9th inning with a lead, ensured that they would not reach the playoffs. Their 9-game lead for a playoff spot was the largest ever relinquished in ML history entering September. The Sox led the ML in runs (875), hits (1,600), 2B (352), XBH (590), RBI (842), TB (2,631), OBP (.349), SLG (.461), OPS (.810), and 10+ run games (25). **Adrian Gonzalez** (213) and Ellsbury (212) were 2 of the 5 major leaguers with at least 200 hits. The Sox featured 4 of the top 7 hitters in the AL in batting average: Gonzalez (.338, 2nd), Ellsbury (.321, 5th), Ortiz (.309, 6th), and Pedroia (.307, 7th). On Aug. 16 vs. Tampa Bay, the club turned its 1st triple play since 1994. Ellsbury became the 1st Red Sox to lead the ML in total bases (364) since Tony Armas in 1984 and also led the ML with 83 XBH. He became the 1st ever Red Sox to record a 30-HR/30-SB season (32 HR/39 SB) and had the most errorless chances ever in a season by a Red Sox OF (394). Pedroia (21 HR/26 SB) joined him as the 1st Red Sox teammates ever to record 20-HR/20-SB seasons in the same year. Ellsbury, Gonzalez, and Pedroia each won a Gold Glove, the 1st time 3 Red Sox have won the award in one season. Ortiz, who hit 29 HR, was the 2011 recipient of the prestigious Roberto Clemente Award for positive contributions on and off the field. The Sox had 6 players selected to play for the AL in the All-Star Game: Ortiz, Youkilis, Ellsbury, Gonzalez, Beckett, and Lester. Wakefield earned his 200th career win on Sept. 13 vs. Toronto and in his next game, Sept. 18 vs. Tampa Bay, became the 1st Red Sox to record 3,000 innings with the club. The Sox sold out all 81 home games with a home attendance of 3,054,001. The club ran its ML record sellout streak to 712 consecutive games.



The Red Sox celebrated the 100th anniversary of Fenway Park in 2012.

2012 was the 100th Anniversary of Fenway Park and the year was filled with events, tributes and memorable moments. A free open house took place on April 19 with 54,000 fans visiting the ballpark. The next day, 212 alumni took part in pregame ceremonies prior to a game vs. the Yankees, exactly 100 years from Fenway's opening game, also vs. New York. Mr. Red Sox, **Johnny Pesky**, who spent 61 years with the club as a SS, manager, coach, broadcaster, special assistant and ambassador, passed away on Aug. 13 at age 93. The Red Sox finished the season with

The History of the Red Sox, Continued

a 69-93 (.426) record, their lowest winning pct. since 1965. Manager **Bobby Valentine**, hired to replace Francona after the 2011 season, was let go when the season ended. The club had not lost 90 games in a season since 1966 (the longest streak in the ML). It also ended 14 straight winning seasons, the second longest such streak in club history to a 16-year run from 1967-82. It was the first 5th-place (last) finish in the AL East since the current format began in 1994. 27 different players went on the DL for 34 separate stints, both of which were the most by a Sox team since at least 1971 (the most by any team since at least 1987). Injuries were a key for 26 pitchers being used (2 shy of club record in 2006) and 56 players appeared in a game (a new club mark). On Aug. 25, the Red Sox made a 9-player trade with the Dodgers (3rd time Sox were involved in a 9-player move, 2nd only to a 10-player trade with Milwaukee in 1971). The Sox led the majors in doubles (339) for a 3rd straight year. Ortiz went on the DL July 18 due to a right Achilles strain and played in only one more game the rest of the season. Rookie 3B **Will Middlebrooks** debuted on May 2 and hit .288 with 15 HR and 54 RBI in 75 games before a season-ending right wrist fracture on Aug. 10. LHP **Felix Doubront** averaged 9.34 SO/9.0 IP (167 SO, 161.0 IP). Lester reached 1,060 career strikeouts to surpass Bruce Hurst (1,043) for most ever by a Sox lefty. **Jarrod Saltalamacchia's** 25 HR were 2nd for AL catchers, the first backstop to lead the Red Sox since Carlton Fisk (26) in 1973. On Sept. 26, the last day of the home season, the All-Fenway Team (as selected by fans via on-line vote, with input from historians and consultants) was introduced to the crowd. The Red Sox drew 3,043,003 fans at Fenway in 2012.

The **2013** Red Sox had a storybook year going from last place to first place in the East, winning the AL pennant and capturing their 3rd World Series title in 10 years, 8th overall. The all-time home sellout streak in American sports history ended on April 10, the 2nd game of the season. The streak began on May 15, 2003 and reached 794 games plus 26 more in postseason play. New manager **John Farrell**, the club's pitching coach from 2007-10, who was named the team's 46th manager on Oct. 22, 2012, became the 7th to lead the Red Sox into the postseason in his first year and the 4th to win the World Series. At 97-65 (.599), they tied St. Louis for the best record in MLB. It was the 7th time the Red Sox won 97 or more games and only the 2nd time since 1978. They were an AL-best 53-29 (.654) at home. They were in first place an AL-high 158 days after failing to spend one day in first in 2012. For only the 2nd time in 113 years (1903), the Red Sox did not have more than a 3-game losing streak. An 18-8 April was followed by a 15-15 mark in May and then an over-500 record every month thereafter. It all culminated in October with a 3-to-1 game margin over Tampa Bay, and 4-games-to-2 decisions over Detroit for the AL pennant and St. Louis in the World Series. It was the first time the Red Sox clinched a World Series title at home since 1918. Closer **Koji Uehara** was the ALCS MVP and Ortiz won the World Series MVP. Ortiz went 11-for-16 (.688) with 2 home runs and 8 walks in the Fall Classic. Uehara was 1-0, 0.00 ERA, 3 saves in 5 games vs. the Tigers. Overall in the postseason, he was 1-1 in 13 games with 7 saves, 16 strikeouts and no walks in 13.1 IP. **John Lackey** became the 1st pitcher ever to start and win the clinching game of a World Series for two different teams. Ortiz (starting DH), Pedroia and Buchholz were on the AL All-Star team that defeated the NL, 3-0, in July. Rawlings Gold Glove honors went to 2B Pedroia and RF **Shane Victorino**, and Pedroia was named the AL's Wilson Defensive Player of the Year. The Red Sox led the majors in batting average, runs, OBP, SLG, OPS, doubles, XBH, TB, BB, and grand slams. Seven PH HR led the AL and tied the club record (1953), with **Jonny Gomes'** 4 tying for the ML high. The club had 11 walk-off wins, 2nd in the AL and their most since 1961. Sox pitchers had a 3.79 ERA, their best since 2002. The Sox staff set new club marks with 1,294 strikeouts and 47 double-figure strikeout games. Uehara set a team record with 37 consecutive batters retired, 8/17-9/13. Uehara, who didn't become the official closer until the end of June, was 4-1, 1.09 ERA overall with 21 saves, 101 SO, and 9 BB in 73 games. Pedroia set all-time club marks with 159 starts and 160 games at 2B. Ellsbury led MLB with 52 SB in 56 tries (92.9%). He set a club record with 5 SB on May 30 at PHI. He also hit 3 leadoff home runs for a new team career record of 12. Lester reached 15 wins for the 5th time (15-8) and also went over 200.0 IP (213.1) for the 5th time. He set a team career record for LHP of 1,237 strikeouts.



The 2013 Red Sox clinched the World Series at home for the 1st time since 1918.

The History of the Red Sox, Continued

In **2014**, the Red Sox went 71-91 (.438) and returned to last place a year after winning the World Series, becoming the 1st team to go from last to a WS title and back to last place in 3 straight years. Due to numerous trades, including 4 within the last 4 hours of the 7/31 deadline, 55 players appeared for the team, 1 shy of Boston's 2012 record. By the deadline the Sox had dealt 4 members of its season-opening rotation in Lester, Lackey, RHP **Jake Peavy**, and Doubront. As a result, 9 different pitchers made at least 10 starts. With 35 HR (T-5th in AL) and 104 RBI (6th), Ortiz notched his club-record 8th 30-HR/100-RBI season. Pedroia won his 4th Gold Glove and led the majors with a club record for fielding pct. at 2B (.997) but was hampered by injury. Sox OFs led the AL with 37 assists, and **Jackie Bradley Jr.** topped MLB with 13 assists and 8 double plays from CF. Rookie C **Christian Vazquez** posted 51.7 CS rate (15 of 29), best in club history (min. 15 games at C). 21-year-olds SS/3B **Xander Bogaerts** (led MLB rookies with 142 starts) and OF/2B **Mookie Betts** (debuted with a .291 AVG in 52 games), along with INF/OF **Brook Holt** (1st Red Sox ever to start at 1B, 2B, SS, 3B, LF, CF, RF in a season) were among 19 rookies to play for the Sox, the club's most since 1926 (21). Lester and Uehara pitched for the AL All-Star Team, led by Farrell and his coaches.

Despite 7 more wins than 2014, the **2015** Red Sox finished last for a 2nd straight year, 15.0 games back, going 78-84 (.481). The team struggled after a 12-10 April and opened the year an AL-worst 44-58 through July 29. Boston turned it around with a 34-26 record the rest of the way (4th in the AL), leading the majors with a .281 AVG beginning in August. On Aug. 18, **David Dombrowski** was hired as President of Baseball Operations and **Ben Cherington** declined the opportunity to continue as GM. **Mike Hazen** was named Senior VP/GM on Sept. 24. From Aug. 18 on, Farrell was on medical leave after being diagnosed with stage 1 non-Hodgkin's Burkitt lymphoma and bench coach **Torey Lovullo** served as interim manager. Ortiz led MLB after the All-Star break with a .701 SLG and closed the year with 37 HR, most by a Red Sox since his club record 54 HR in 2006. He set new club records with his 9th 30-HR season and 6th 35-HR campaign and hit career homers 499 and 500 on Sept. 12 to become the 27th member of the 500-HR club. Bogaerts, the AL Silver Slugger winner at SS, finished 2nd in the AL in both hits (196, most ever by a Red Sox in age-22 season or younger) and AVG (.320). Fellow youngster Betts became the 1st ever AL player to reach 42 2B, 18 HR, and 21 SB in a season at 22 or younger. Holt, the Red Sox' lone All-Star, started at every position other than P and C for the 2nd straight year. The club saw rookie pitchers make 44 starts, most since 1984, led by **Eduardo Rodriguez's** 21.

Boston won the **2016** AL East title after finishing in last place in 2015 and 2014, becoming the first team ever to go from "worst to first" twice in a five-year span. The Red Sox won 15 more games in 2016 (93) than they did in 2015 (78)—the largest improvement among any team in the majors that season—before being swept in the ALDS by eventual AL champion Cleveland, three games to none. Boston began July with a 5.0-game deficit in the East and suffered a 21-2 loss to the Angels at home on July 2, but from July 3 through the end of the season their .610 winning percentage (50-32) led the AL and ranked second in the majors behind only the Cubs (.642, 52-29). The Sox went 19-8 in September, putting together an 11-game winning streak from September 15-25. Boston led the majors in runs scored (878), batting average (.282), OBP (.348), SLG (.461), OPS (.810), and doubles (343), setting a franchise record by homering in 22 consecutive games from April 29-May 22. Ortiz (38 HR/127 RBI), Betts (31/113), and **Hanley Ramirez** (30/111) became the first trio in franchise history to record 30+ home runs and 100+ RBI each in a season, while Betts (214 hits) and Pedroia (201) were only the fourth Red Sox duo ever with 200+ hits each in a season. Boston was the only team in 2016 to earn as many as three Silver Slugger awards (Betts, Ortiz, Bogaerts), while Betts represented the club on the Rawlings AL Gold Glove



In his final season, David Ortiz led the majors in doubles, XBH, SLG, and OPS.

Team. The Sox also featured the majors' second- and third-longest hitting streaks of the season, compiled by Bradley (29 games, 4/24-5/25) and Bogaerts (26 games, 5/6-6/2). **Rick Porcello** won the AL Cy Young Award and spearheaded a pitching staff that led the AL with nine complete games, allowed the fewest home runs in the AL (176), and set a single-season franchise record with 1,362 strikeouts. They also set a single-game franchise record with 23 strikeouts on September 25 at Tampa Bay, 21 of which came in the first nine innings. From July 8 through the end of the season, Boston's starters led the AL with a 3.56 ERA and 473.1 innings pitched. Sox outfielders combined for nine double plays (T-1st in MLB), 35 assists (T-4th in MLB), and a .993 fielding percentage (1st in MLB). Boston tied a franchise record for most starters in an All-Star Game, with Ortiz (DH), Bogaerts (SS), Betts (RF), and Bradley (LF) starting for the AL club. RHP **Steven Wright** was voted in by the players, while RHP **Craig Kimbrel** (replaced due to injury) was selected by AL Manager Ned Yost in his debut season with the Red Sox. The David Ortiz era came to a close on 10/10 when, after Boston's 4-3 loss to Cleveland in Game 3 of the ALDS, the largest postseason crowd in Fenway Park history (39,530) stayed long after the final out to give Big Papi a proper sendoff. Ortiz emerged from the clubhouse, walked to the pitcher's mound, and saluted the crowd, unable to hold back tears as he showed his appreciation.

STATUES AT FENWAY PARK

Some of the greatest Red Sox players and stories are immortalized as three statues located just outside Fenway Park's Gate B on Van Ness Street.



TED WILLIAMS

The Red Sox honored Hall of Famer Ted Williams with the first statue in the ballpark's history, unveiled on April 16, 2004. An idea originally proposed by Mayor Thomas M. Menino after Williams' passing in 2002, the statue depicts the slugger, standing 8-feet, 6-inches tall, holding a bat and placing his cap on a child with cancer. The statue was moved a few feet down Van Ness St. in 2010, when the Teammates statue was installed.



TEAMMATES

On June 9, 2010, the Red Sox unveiled a statue dedicated to Bobby Doerr, Dom DiMaggio, Johnny Pesky, and Ted Williams. The statue recognizes the remarkable bonds of camaraderie that these four Red Sox legends enjoyed for over half a century, first as teammates, and then as lifelong friends, the story of which was immortalized in David Halberstam's memorable book, *The Teammates – Portrait of a Friendship*.



CARL YASTRZEMSKI

Hall of Famer Carl Yastrzemski was on hand when a statue in his honor was dedicated on September 22, 2013. The statue captures a moment that took place on Sunday, October 2, 1983, when the lifelong Red Sox star tipped his helmet to fans at Fenway Park before the final at-bat of his 23-year career. Yaz retired that day having played the most games that any player had ever played to that point in the history of MLB (3,308).

Ownership History

- 1901-02** Charles W. Somers of Ohio was one of the founders and financiers of the new American League who also owned the Cleveland team and made his fortune in the lumber and coal business.
- 1903-04** Henry J. Killilea was a Milwaukee lawyer and expert on baseball law who played an important role in the negotiations that ended the National League-American League war in early 1903.
- 1904-11** John I. Taylor was an avid sportsman and son of the owner, publisher and editor of *The Boston Globe*. He changed the team's nickname to "Red Sox" in 1907 and oversaw the land acquisition and construction of Fenway Park, which opened in 1912.
- 1912-13** James R. McAleer was a National League outfielder during the 1890s who came out of retirement to help form the new American League's St. Louis franchise in 1901 as a player-manager. In December 1911, he bought 50 percent of the Red Sox from Taylor and was named club president.
- 1914-16** Joseph J. Lannin was a Canadian-born hotel and real estate tycoon in New York and Boston. He was a zealous baseball fan with a minority share in the National League Boston Braves before he purchased McAleer's 50 percent controlling interest in the Red Sox in early 1914.
- 1917-23** Harry H. Frazee was a long-time flamboyant baseball fan who was born in Peoria, IL. He became successful in real estate management and stock brokerage and as a Broadway theatrical producer. He purchased the Red Sox in late 1916 from Lannin in a deal that included Fenway Park.
- 1923-33** J.A. Robert Quinn was a career baseball executive who was business manager of the St. Louis Browns prior to putting together a syndicate that purchased the Red Sox from Frazee on August 1, 1923. He was appointed team president and presiding owner.
- 1933** Thomas A. Yawkey was a New York entrepreneur who bought the team on February 25, 4 days after his 30th birthday, and placed the club in a Trust.
- 7/9/1976** Tom Yawkey died leaving his widow, Jean, as the primary beneficiary.
- 1978** The Yawkey Estate sold the team to a partnership including Jean R. Yawkey, Edward G. (Buddy) LeRoux, Jr. and Haywood C. Sullivan. The sale was approved by the American League on May 23.
- 1981** Jean R. Yawkey moved to Boston, established the Jean R. Yawkey Trust, and transferred team ownership interests to it. She appointed John L. Harrington as co-Trustee.
- 1987** The Jean R. Yawkey Trust bought out Edward G. (Buddy) LeRoux, Jr., giving it 2 out of 3 General Partner votes.
- 1992** Jean R. Yawkey died in February and the Jean R. Yawkey Trust continued with John Harrington as Trustee with sole authority over Red Sox matters.
- 1993** The Jean R. Yawkey Trust bought out Haywood C. Sullivan's 1 General Partnership unit, giving it all 3 General Partnership units of the Red Sox, along with the three Red Sox limited partnership units previously acquired (53.49%).
- 2002** The Jean R. Yawkey Trust sold the club to a group led by John W. Henry, Tom Werner and Larry Lucchino on December 20, 2001. The sale was approved by Major League Baseball on January 16 and closed on February 27.

Managerial History

	*G	W	L	T	PCT.	YEARS
Baker, Del	7	2	5		.286	1960
Barrow, Ed	418	213	203	2	.512	1918-20
Barry, Jack	157	90	62	5	.592	1917
Boudreau, Lou	463	229	232	2	.497	1952-54
Carrigan, Bill	1,003	489	500	14	.494	1913-16; '27-29
Chance, Frank	154	61	91	2	.401	1923
Collins, Jimmy	842	455	376	11	.548	1901-06
Collins, J. "Shano"	208	73	134	1	.353	1931-32
Cronin, Joe	2,007	1071	916	20	.539	1935-47
Donovan, Patsy	311	159	147	5	.520	1910-11
Duffy, Hugh	308	136	172		.442	1921-22
Farrell, John	648	339	309		.523	2013-16
Fohl, Lee	463	160	299	3	.349	1924-26
Francona, Terry	1,296	744	552		.574	2004-11
Harris, Bucky	153	76	76	1	.500	1934
Herman, Billy	310	128	182		.413	1964-66
Higgins, Mike	1,119	560	556	3	.502	1955-59; '60-62
Hobson, Butch	439	207	232		.472	1992-94
Houk, Ralph	594	312	282		.525	1981-84
Huff, George	8	2	6		.250	1907
Johnson, Darrell	408	220	188		.539	1974-76
Jurges, Billy	122	59	63		.484	1959-60
Kasko, Eddie	640	345	295		.539	1970-73
Kennedy, Kevin	306	171	135		.559	1995-96
Kerrigan, Joe	43	17	26		.395	2001
Lake, Fred	192	110	80	2	.579	1908-09
Little, Grady	324	188	136		.580	2002-03
McCarthy, Joe	369	223	145	1	.606	1948-50
McGuire, Deacon	227	98	123	6	.443	1907-08
McManus, Marty	248	95	153		.383	1932-33
McNamara, John	571	297	273	1	.521	1985-88
Morgan, Joe	563	301	262		.535	1988-91
O'Neill, Steve	249	150	99		.602	1950-51
Pesky, Johnny	326	147	179		.451	1963-64; '80
Popowski, Eddie	10	6	4		.600	1969, '73
Runnels, Pete	16	8	8		.500	1966
Stahl, C. "Chick"	40	14	26		.350	1906
Stahl, Jake	235	144	88	3	.621	1912-13
Unglaub, Bob	29	9	20		.310	1907
Valentine, Bobby	162	69	93		.426	2012
Wagner, C. "Heinie"	154	52	102		.338	1930
Williams, Dick	477	260	217		.545	1967-69
Williams, Jimmy	766	414	352		.540	1997-2001
York, Rudy	1	0	1		.000	1959
Young, Cy	6	3	3		.500	1907
Zimmer, Don	715	411	304		.575	1976-80
TOTALS	18,107	9,317	8,707	82	.517	1901-2016

NOTE: The W-L-T columns total 1 game less than the 18,107 game total reflected above as a result of a protested game and a major league ruling. On 7/28/1924 the Red Sox played a 10-inning game vs. STL, a supposed 10-5 win. St. Louis protested the game and AL President Ban Johnson ordered the game replayed on 9/13 as the 2nd game of a doubleheader. The game of 7/28 was discounted and Red Sox Manager Lee Fohl and the STL manager were credited with a no decision. The Red Sox won the replay of the protested game 13-11.

Beginning with the 1920 season, the major league rule states: "If a protested game of at least 5 innings duration was ordered replayed in its entirety, then no win or loss is credited, but both managers are credited with a no-decision game."

All-Time Roster

1,766 players have appeared in at least 1 game for the Red Sox since the team joined the American League in 1901. (**Bold-faced** = living through 2/1/17)

A (56)

Aardsma, David, rhp - 2008
Aase, Don, rhp - 1977
Abad, Andy, of-1b - 2003
Abad, Fernando, lhp - 2016
Aceves, Alfredo, rhp - 2011-13
 Adair, Jerry, inf - 1967-68
 Adams, Bob, rhp - 1925
Adams, Terry, rhp - 2004
 Adkins, Doc, rhp - 1902
Agbayani, Benny, of - 2002
 Agganis, Harry, 1b - 1954-55
 Agnew, Sam, c - 1916-18
Aguilera, Rick, rhp - 1995
Albers, Matt, rhp - 2011-12
Alcantara, Israel, of - 2000-01
 Alexander, Dale, 1b - 1932-33
Alexander, Manny, inf - 2000
Alicea, Luis, 2b - 1995
Allenson, Gary, c - 1979-84
 Almada, Mel, of - 1933-37
Almonte, Hector, rhp - 2003
 Altrock, Nick, lhp - 1902-03
 Alvarado, Luis, inf - 1968-70
Alvarez, Abe, lhp - 2004-06
Andersen, Larry, rhp - 1990
Anderson, Brady, of - 1988
Anderson, Brian, of - 2009
 Anderson, Fred, rhp - 1909, '13
Anderson, Jimmy, rhp - 2004
Anderson, Lars, 1b - 2010-12
 Andres, Ernie, 3b - 1946
Andrew, Kim, 2b - 1975
 Andrews, Ivy, rhp - 1932-33
Andrews, Mike, 2b - 1966-70
Andrews, Shane, inf - 2002
Aparicio, Luis, ss - 1971-73
Aponte, Luis, rhp - 1980-83
 Arellanes, Frank, rhp - 1908-10
Armas, Tony, cf - 1983-86
 Armbruster, Charley, c - 1905-07
Aro, Jonathan, rhp - 2015
Arrojo, Rolando, rhp - 2000-02
Arroyo, Bronson, rhp - 2003-05
 Asbjornson, Asby, c - 1928-29
Ashley, Billy, lf - 1998
Aspromonte, Ken, 2b - 1957-58
Astacio, Pedro, rhp - 2004
Atchison, Scott, rhp - 2010-12
 Atkins, Jim, rhp - 1950, '52
 Auker, Elden, rhp - 1939
 Aulds, Doyle, c - 1947
Avery, Steve, lhp - 1997-98
 Avila, Bobby, 2b - 1959
Aviles, Mike, inf - 2011-12
Aviles, Ramon, inf - 1977
Azcue, Joe, c - 1969

B (158)

Badenhop, Burke, rhp - 2014
 Bader, Lore, rhp - 1917-18
Baerga, Carlos, 2b-3b - 2002
 Bagby, Jr., Jim, rhp - 1938-40, '46
Bailey, Andrew, rhp - 2012-13
Bailey, Bob, inf-of - 1977-78
Bailey, Cory, rhp - 1993-94
 Bailey, Gene, of - 1920
Bailey, Jeff, 1b-of - 2008-09
 Baker, Al, rhp - 1938
 Baker, Floyd, inf - 1953-54
Baker, Jack, 1b - 1976-77
 Baker, Tracy, 1b - 1911
Baldelli, Rocco, of - 2009
 Ball, Neal, inf - 1912-13
Bankhead, Scott, rhp - 1993-94
Banks, Willie, rhp - 2001-02
 Barbare, Walter, 3b - 1918
 Barberich, Frank, rhp - 1910
Bard, Daniel, rhp - 2009-13
Bard, Josh, c - 2006
Bark, Brian, lhp - 1995
Barkley, Brian, lhp - 1998
 Barna, Babe, of - 1943
Barnes, Matt, rhp - 2014-16
Barr, Steve, lhp - 1974-75
 Barrett, Bill, of - 1929-30
 Barrett, Bob, 3b - 1929
 Barrett, Frank, rhp - 1944-45
 Barrett, Jimmy, lf - 1907-08
Barrett, Marty, 2b - 1982-90
Barrett, Tommy, 2b - 1992
 Barry, Ed, lhp - 1905-07
 Barry, Jack, ss-2b - 1915-17, '19
Bates, Aaron, inf - 2009
 Batts, Matt, c - 1947-51
Baumann, Frank, lhp - 1955-59
Bay, Jason, lf - 2008-09
Baylor, Don, dh-of - 1986-87
 Bayne, Bill, lhp - 1929-30
Beato Pedro, rhp - 2012-13
 Beck, Rod, rhp - 1999-2001
Beckett, Josh, rhp - 2006-12
Bedard, Erik, lhp - 2011
 Bedient, Hugh, rhp - 1912-14
Belinda, Stan, rhp - 1995-96
Bell, Gary, rhp - 1967-68
 Bell, Juan, 3b - 1995
Bellhorn, Mark, 2b - 2004-05
Beltre, Adrian, 3b - 2010
Beltre, Esteban, inf - 1996
Benintendi, Andrew, of - 2016
Beniquez, Juan, ss-lf - 1971-72, '74-75
Benjamin, Mike, inf - 1997-98
 Bennett, Dennis, lhp - 1965-67
 Bennett, Frank, rhp - 1927-28
 Benton, Al, rhp - 1952
Benzinger, Todd, of-1b - 1987-88
 Berberet, Lou, c - 1958
 Berg, Moe, c - 1935-39
 Berger, Boze, inf - 1939
 Berry, Charley, c - 1928-32
Berry, Quintin, of - 2013
Berry, Sean, 3b - 2000
Berryhill, Damon, c - 1994
Betts, Mookie, of-inf - 2014-16
 Bevan, Hal, 3b - 1952
 Beville, Ben, rhp - 1901
Bianchi, Jeff, inf - 2015
Bichette, Dante, dh-of - 2000-01
 Bigelow, Elliott, of - 1929
Billingham, Jack, rhp - 1980
Bird, Doug, rhp - 1983
 Bischoff, John, c - 1925-26
 Bishop, Max, inf - 1934-35
 Black, Dave, lhp - 1923
Blackwell, Tim, c - 1974-75
 Blethen, Clarence, rhp - 1923
Blosser, Greg, of - 1993-94
 Bluhm, Red, ph - 1918
Boddicker, Mike, rhp - 1988-90
 Boerner, Larry, rhp - 1932
Bogaerts, Xander, ss - 2013-16
Boggs, Wade, 3b - 1982-92
Bolin, Bob, rhp - 1970-73

Bolling, Milt, inf - 1952-57
Bolton, Tom, lhp - 1987-92
Bonser, Boof, rhp - 2010
 Boone, Ike, rf - 1923-25
 Boone, Ray, 1b - 1960
Borland, Toby, rhp - 1997
 Borland, Tom, lhp - 1960-61
 Boudreau, Lou, ss - 1951-52
Bowden, Michael, rhp - 2008-12
Bowen, Sam, of - 1977-78, '80
 Bowers, Stew, rhp - 1935-37
 Bowman, Joe, rhp - 1944-45
Bowsfield, Ted, lhp - 1958-60
Boyd, Dennis, rhp - 1982-89
Bradford, Chad, rhp - 2005
 Bradley, Herb, rhp - 1927-29
 Bradley, Hugh, 1b - 1910-12
Bradley Jr., Jackie, of - 2013-16
 Brady, Cliff, 2b - 1920
 Brady, King, rhp - 1908
Bragg, Darren, of - 1996-98
Brandenburg, Mark, rhp - 1996-97
Brandon, Darrell, rhp - 1966-68
 Bratschi, Fred, of - 1926-27
Brentz, Bryce, of - 2014, '16
Breslow, Craig, lhp - 2006, '12-15
Bressoud, Ed, ss - 1962-65
 Brett, Ken, lhp - 1967, 1969-71
Brewer, Tom, rhp - 1954-61
 Brickner, Ralph, rhp - 1952
 Brillheart, Jim, lhp - 1931
Britton, Drake, lhp - 2013-14
Brodowski, Dick, rhp - 1952, '55
Brogna, Rico, 1b - 2000
Brohmer, Jack, inf - 1978-80
Brown, Adrian, of - 2003
Brown, Corey, of - 2014
Brown, Dusty, c - 2009-10
 Brown, Hal, rhp - 1953-55
Brown, Jamie, rhp - 2004
Brown, Kevin, c - 2002
 Brown, Lloyd, lhp - 1933
 Brown, Mace, rhp - 1942-43, '46
Brown, Mike, rhp - 1982-86
Brumley, Mike, inf - 1991-92
Brunansky, Tom, rf - 1990-92, '94
 Bucher, Jim, inf - 1944-45
Buchholz, Clay, rhp - 2007-16
Buckner, Bill, 1b - 1984-87, '90
 Buddin, Don, ss - 1956, '58-61
Buford, Damon, of - 1998-99
Bullinger, Kirk, rhp - 1999
 Burchell, Fred, lhp - 1907-09
Burda, Bob, 1b - 1972
Burgmeier, Tom, lhp - 1978-82
 Burkett, Jesse, lhp - 1905
Burkett, John, rhp - 2002-03
Burkhardt, Morgan, dh-1b - 2000-01
Burks, Ellis, cf - 1987-92, '04
Burleson, Rick, ss - 1974-80
 Burns, George, 1b - 1922-23
Burns, Mike, rhp - 2006
 Burton, Jim, lhp - 1975, '77
 Busby, Jim, of - 1959-60
 Bush, Joe, rhp - 1918-21
 Bushelman, Jack, rhp - 1911-12
 Bushey, Frank, rhp - 1927, '30
 Butland, Bill, rhp - 1940, '42, '46-47
Butler, Dan, c - 2014
 Byerly, Bud, rhp - 1958
Byrd, Jim, inf - 1993
Byrd, Marlon, of - 2012
Byrd, Paul, rhp - 2008-09

C (137)

Cabrera, Fernando, rhp - 2009-10
Cabrera, Orlando, ss - 2004
 Cady, Hick, c - 1912-17
 Calderon, Ivan, of - 1993
 Caldwell, Earl, rhp - 1948
 Caldwell, Ray, rhp - 1919
 Camilli, Dolf, 1b - 1945
Cameron, Mike, of - 2010-11
Campbell, Bill, rhp - 1977-81
 Campbell, Paul, 1b - 1941-42, '46
Canseco, Jose, dh-of - 1995-96
Capuano, Chris, lhp - 2014
Carbo, Bernie, of - 1974-78
 Carey, Tom, inf - 1939-42, '46
 Carlisle, Walter, of - 1908
 Carlstrom, Swede, ss - 1911
 Carlyle, Cleo, of - 1927
 Carlyle, Roy, of - 1925-26
Carp, Mike, 1b-of - 2013-14
Carpenter, Chris, rhp - 2012
Carrasco, Hector, rhp - 2000
 Carrigan, Bill, c - 1906, '08-16
 Carroll, Ed, rhp - 1929
Carter, Chris, of - 2008-09
Casale, Jerry, rhp - 1958-60
 Cascarella, Joe, rhp - 1935-36
Casey, Sean, 1b-dh - 2008
Cash, Kevin, c - 2007-08, '10
Cassidy, Scott, rhp - 2005
Castillo, Carlos, rhp - 2001
 Castillo, Frank, rhp - 2001-02, '04
Castillo, Runsey, of - 2014-16
Cater, Danny, 1b-of - 1972-74
Cecchini, Garin, 3b - 2014-15
 Cecil, Rex, rhp - 1944-45
Cepeda, Orlando, dh - 1973
Cerone, Rick, c - 1988-89
Cespedes, Yoenis, of - 2014
 Chadbourne, Chet, inf-of - 1906-07
 Chakales, Bob, rhp - 1957
Chamberlain, Wes, rf - 1994-95
 Chaney, Esty, rhp - 1913
 Chaplin, Ed, c - 1920-22
 Chapman, Ben, of - 1937-38
Charton, Pete, rhp - 1964
 Chase, Ken, lhp - 1942-43
 Chech, Charley, rhp - 1909
Checo, Robinson, rhp - 1997-98
Chen, Bruce, lhp - 2003
 Chesbro, Jack, rhp - 1909
Chittum, Nels, rhp - 1959-60
Cho, Jin Ho, rhp - 1998-99
Christopher, Joe, of - 1996
 Christopher, Lloyd, of - 1945
 Cicero, Joe, of - 1929-30
 Cicotte, Ed, rhp - 1908-12
Ciriaco, Pedro, inf - 2012-13
Cisco, Galen, rhp - 1961-62, '67
 Cissell, Bill, 2b - 1934
 Clark, Danny, 3b - 1924
Clark, Jack, 1b-dh - 1991-92
 Clark, Otey, rhp - 1945
Clark, Phil, of - 1996
Clark, Tony, 1b - 2002
Clayton, Royce, inf - 2007
Clear, Mark, rhp - 1981-85
Clemens, Roger, rhp - 1984-96
Clement, Matt, rhp - 2005-06
 Clemons, Lance, lhp - 1974
Cleveland, Reggie, rhp - 1974-78
Clevenger, Tex, rhp - 1954
 Clinton, Lu, rf - 1960-64
 Clowers, Bill, lhp - 1926
 Cochran, George, 3b - 1918
Coello, Robert, rhp - 2010

Coffey, Jack, 3b - 1918
Cole, Jr., Alex, of - 1996
Coleman, Dave, of - 1977
Coleman, Michael, of - 1997, '99
Collier, Lou, inf-of - 2003
 Collins, Jimmy, 3b - 1901-07
 Collins, Ray, lhp - 1909-15
 Collins, Rip, rhp - 1922
 Collins, Shano, of - 1921-25
Colon, Bartolo, rhp - 2008
 Combs, Merrill, 3b - 1947, 1949-50
 Comstock, Ralph, rhp - 1915
Cone, David, rhp - 2001
 Congalton, Bunk, rf - 1907
Conigliaro, Billy, of - 1969-71
 Conigliaro, Tony, rf - 1964-67, '69-70, '75
Conley, Gene, rhp - 1961-63
 Connolly, Bud, inf - 1925
 Connolly, Sr., Ed, c - 1929-32
 Connolly, Jr., Ed, lhp - 1964
 Connolly, Joe, of - 1924
 Conroy, Bill, c - 1942-44
 Consolo, Billy, inf - 1953-59
Cook, Aaron rhp - 2012
Cook, Ryan, rhp - 2015
 Cooke, Dusty, of - 1933-36
 Cooney, Jimmy, 2b - 1917
Cooper, Cecil, 1b - 1971-76
 Cooper, Guy, rhp - 1914-15
Cooper, Scott, 3b - 1990-94
Cora, Alex, inf - 2005-08
Cordero, Wilfredo, of - 1996-97
Corey, Bryan, rhp - 2006-08
Cormier, Rheal, lhp - 1995, '99-00
Correll, Vic, c - 1972
Corsi, Jim, rhp - 1997-99
 Coughtry, Marlan, 2b - 1960
 Coumbe, Fritz, lhp - 1914
Cox, Ted, dh - 1977
Craig, Allen, of-1b, 2014-15
 Cramer, Doc, of - 1936-40
 Cravath, Gavvy, of - 1908
Crawford, Carl, lf - 2011-12
Crawford, Paxton, rhp - 2000-01
Crawford, Steve, rhp - 1980-82, '84-87
 Creeden, Pat, 2b - 1931
 Cremins, Bob, lhp - 1927
Crespo, Cesar, inf-of - 2004
 Criger, Lou, c - 1901-08
Crisp, Coco, cf - 2006-08
 Cronin, Joe, ss - 1935-45
Crouch, Zach, lhp - 1988
Croushore, Rick, rhp - 2000
Cruz, Jr., Jose, of - 2005
Cuevas, William, rhp - 2016
 Culberson, Leon, of - 1943-47
Culp, Ray, rhp - 1968-73
Cummings, Midre, of - 1998, '00
 Cuppy, Nig, rhp - 1901
Curry, Steve, rhp - 1988
Curtis, John, lhp - 1970-73
Cuyler, Milt, of - 1996

D (75)

Dahlgren, Babe, 1b - 1935-36
Daley, Pete, c - 1955-59
 Dallessandro, Dom, of - 1937
Damon, Johnny, cf - 2002-05
 Danzig, Babe, 1b - 1909
Darwin, Bobby, rhp - 1976-77
Darwin, Danny, rhp - 1991-94
Daubach, Brian, 1b-dh - 1999-02, '04
 Daughters, Bob, pr - 1937
Dawson, Andre, of-dh - 1993-94
 Deal, Cot, rhp - 1947-48
De Aza, Alejandro, of - 2015

Deer, Rob, rf - 1993
 Deininger, Pep, lhp - 1902
De Jesus, Ivan, inf - 2012
De La Rosa, Rubby, rhp - 2013-14
De La Torre, Jose, rhp - 2013
Delcarmen, Manny, rhp - 2005-10
Delgado, Alex, inf - 1996
Delock, Ike, rhp - 1952-53, '55-63
Demeter, Don, of - 1966-67
Dempster, Ryan, rhp - 2013
Denman, Brian, rhp - 1982
 Dente, Sam, 3b - 1947
 Derrick, Mike, of - 1970
 Desautels, Gene, c - 1937-40
 Deutsch, Mel, rhp - 1946
 Devine, Mickey, c - 1920
 Deviney, Hal, rhp - 1920
 De Vormer, Al, c - 1923
 Diaz, Bo, c - 1977
Diaz, Jonathan, inf - 2013
Diaz, Juan, 1b-dh - 2002
 Dickey, George, c - 1935-36
 Dickman, Emerson, rhp - 1936, '38-41
Didier, Bob, c - 1974
Dillard, Steve, inf - 1975-77
 DiMaggio, Dom, cf - 1940-42, '46-53
DiNardo, Lenny, lhp - 2004-06
 Dinneen, Bill, rhp - 1902-07
 DiPietro, Bob, of - 1951
 Dobens, Ray, lhp - 1929
 Dobson, Joe, rhp - 1941-43, '46-50, '54
 Dodge, Sam, rhp - 1921-22
Dodson, Pat, 1b - 1986-88
Doerr, Bobby, 2b - 1937-44, '46-51
Doherty, John, rhp - 1996
Dominique, Andy, c - 2004
 Donahue, John, of - 1923
 Donahue, Pat, c - 1908-10
Donnelly, Brendan, rhp - 2007
Donnels, Chris, inf - 1995
 Donohue, Pete, rhp - 1932
Dopson, John, rhp - 1989-93
 Doran, Tom, c - 1904-06
 Dorish, Harry, rhp - 1947-49, '56
Dorsey, Jim, rhp - 1984-85
Doubront, Felix, lhp - 2010-14
 Dougherty, Patsy, lf - 1902-04
 Dowd, Tommy, lf - 1901
 Doyle, Danny, c - 1943
Doyle, Denny, 2b - 1975-77
Drago, Dick, rhp - 1974-75, '78-80
 Dreisewerd, Clem, lhp - 1944-46
Drew, J.D., rf - 2007-11
Drew, Stephen, ss - 2013-14
 Droppa, Walt, 1b - 1949-52
 Dubuc, Jean, rhp - 1918
Duffy, Frank, inf - 1978-79
 Dugan, Joe, 3b - 1922
Duliba, Bob, rhp - 1965
 Dumont, George, rhp - 1919
 Durham, Ed, rhp - 1929-32
 Durst, Cedric, of - 1930
Dwyer, Jim, of - 1979-80

E (22)

Earley, Arnold, lhp - 1960-65
Easley, Mike, dh-1b - 1984-85
Eckersley, Dennis, rhp - 1978-84, '98
 Eggert, Elmer, 2b - 1927
 Ehmke, Howard, rhp - 1923-26
 Eibel, Hack, lhp - 1920
Elias, Roenis, lhp - 2016
Ellsbury, Jacoby, of - 2007-13
Ellsworth, Dick, lhp - 1968-69
Ellsworth, Steve, lhp - 1988
 Embree, Alan, lhp - 2002-05

All-Time Roster, Continued

Engle, Clyde, inf-of - 1910-14

Erdos, Todd, rhp - 2001

Esasky, Nick, 1b - 1989

Escobar, Edwin, lhp - 2014

Eshelman, Vaughn, lhp - 1995-97

Evans, Al, c - 1951

Evans, Bill, rhp - 1951

Evans, Dwight, rf - 1972-90

Everett, Carl, cf - 2000-01

Evers, Hoot, of - 1952-54

Ezzell, Homer, inf - 1924-25

F (56)

Fanzone, Carmen, 3b - 1970

Farr, Steve, rhp - 1994

Farrell, Doc, 2b - 1935

Farrell, Duke, c - 1903-05

Fassero, Jeff, lhp - 2000

Ferguson, Alex, rhp - 1922-25

Ferrell, Rick, c - 1933-37

Ferrell, Wes, rhp - 1934-37

Ferris, Hobe, 2b - 1901-07

Ferriss, Dave, rhp - 1945-50

Fewster, Chick, inf - 1922-23

Finch, Joel, rhp - 1979

Fine, Tom, rhp - 1947

Finney, Lou, 1b-of - 1939-42, '44-45

Finnvold, Gar, rhp - 1994

Fiore, Mike, 1b - 1970-71

Fischer, Hank, rhp - 1966-67

Fisk, Carlton, c - 1969, '71-80

Fitzgerald, Howie, of - 1926

Flagstead, Ira, of - 1923-29

Flaherty, John, c - 1992-93

Flair, Al, 1b - 1941

Fleming, Bill, rhp - 1940-41

Fletcher, Scott, 2b - 1993-94

Florie, Bryce, rhp - 1999-01

Flowers, Ben, rhp - 1951, 1953

Floyd, Cliff, of - 2002

Fonville, Chad, inf - 1999

Foreman, Frank, rhp - 1901

Foreman, Happy, lhp - 1926

Fornieles, Mike, rhp - 1957-63

Fortune, Gary, rhp - 1920

Fossas, Tony, lhp - 1991-94

Fossum, Casey, lhp - 2001-03

Foster, Eddie, 3b - 1920-22

Foster, Ruben, rhp - 1913-17

Fothergill, Bob, of - 1933

Foulke, Keith, rhp - 2004-06

Fowler, Boob, inf - 1926

Fox, Chad, rhp - 2003

Fox, Matt, rhp - 2010

Fox, Pete, of - 1941-45

Foxx, Jimmie, rhp - 1936-42

Foy, Joe, 3b - 1966-68

Francis, Ray, lhp - 1925

Freeman, Buck, 1b-rf - 1901-07

Freeman, Hersh, rhp - 1952-53, '55

Freeman, John, of - 1927

French, Charley, inf - 1909-10

Friberg, Bernie, inf-of - 1933

Friend, Owen, ss - 1955

Frohwirth, Todd, rhp - 1994

Frye, Jeff, 2b - 1996-97, '99-00

Fuhr, Oscar, lhp - 1924-25

Fuller, Frank, 2b - 1923

Fullerton, Curt, rhp - 1921-25, '33

G (94)

Gabbard, Kason, lhp - 2006-07

Gaetti, Gary, 3b - 2000

Gaffke, Fabian, of - 1936-39

Gagliano, Phil, inf - 1971-72

Gagne, Eric, rhp - 2007

Gainer, Del, inf-of - 1914-17, '19

Gale, Rich, rhp - 1984

Galehouse, Denny, rhp - 1939-40, '47-49

Gallagher, Bob, of - 1972

Gallagher, Ed, lhp - 1932

Galvin, Jim, ph - 1930

Garbark, Bob, c - 1945

Garces, Rich, rhp - 1996-02

Garciparra, Nomar, ss - 1996-04

Gardiner, Mike, rhp - 1991-92

Gardner, Billy, inf - 1962-63

Gardner, Larry, 3b - 1908-17

Gardner, Wes, rhp - 1986-90

Garman, Mike, rhp - 1969, '71-73

Garrison, Cliff, rhp - 1928

Garrison, Ford, of - 1943-44

Gaston, Alex, c - 1926, 1929

Gaston, Milt, rhp - 1929-31

Gathright, Joey, of - 2009, '11

Gedman, Rich, c - 1980-90

Geiger, Gary, of - 1959-65

Gelbert, Charley, 3b - 1940

Gerber, Wally, inf - 1928-29

Germano, Justin, rhp - 2012

Gernert, Dick, 1b - 1952-59

Gessler, Doc, rf - 1908-09

Geygan, Chappie, inf - 1924-26

Giambi, Jeremy, of-dh - 2003

Giannini, Joe, ss - 1911

Gibson, Norwood, rhp - 1903-06

Gibson, Russ, c - 1967-69

Gilbert, Andy, of - 1942, '46

Gile, Don, c - 1959-62

Gilhooley, Frank, of - 1919

Gilkey, Bernard, lf - 2000

Gillespie, Bob, rhp - 1950

Gillis, Grant, 2b - 1929

Ginsberg, Joe, c - 1961

Glaze, Ralph, rhp - 1906-08

Gleason, Harry, inf - 1901-03

Glenn, Joe, c - 1940

Godwin, John, inf-of - 1905-06

Goggin, Chuck, 2b - 1974

Gomes, Jonny, of - 2013-14

Gomes, Wayne, rhp - 2002

Gomez, Mauro, 1b - 2012

Gonzales, Eusebio, ss - 1918

Gonzales, Joe, rhp - 1937

Gonzalez, Adrian, 1b - 2011-12

Gonzalez, Alex, ss - 2006, '09

Gonzalez, Enrique, rhp - 2009

Gonzalez, Geremi, rhp - 2005

Gooch, Johnny, c - 1933

Goodman, Billy, inf - 1947-57

Gordon, Tom, rhp - 1996-99

Gosger, Jim, of - 1963, 1965-66

Graffanino, Tony, inf - 2005

Graham, Charley, c - 1906

Graham, Lee, of - 1983

Graham, Skinny, of - 1934-35

Gray, Dave, rhp - 1964

Gray, Jeff, rhp - 1990-91

Grebeck, Craig, ss - 2001

Green, Lenny, of - 1965-66

Green, Nick, inf - 2009

Green, Pumpsie, inf - 1959-62

Greenwell, Mike, lf - 1985-96

Gregg, Vean, lhp - 1914-16

Griffin, Doug, 2b - 1971-77

Griffin, Marty, rhp - 1928

Grilli, Guido, lhp - 1966

Grimes, Ray, 1b - 1920

Grimshaw, Moose, 1b - 1905-07

Grissom, Marv, rhp - 1953

Gross, Kip, rhp - 1999

Gross, Turkey, ss - 1925

Grove, Lefty, lhp - 1934-41

Grundt, Ken, lhp - 1996-97

Gubanich, Creighton, c - 1999

Guerra, Mike, c - 1951

Guerrero, Mario, ss - 1973-74

Guindon, Bob, 1b - 1964

Gumpert, Randy, rhp - 1952

Gunderson, Eric, lhp - 1995-96

Gunning, Hy, 1b - 1911

Guthrie, Mark, lhp - 1999

Gutierrez, Jackie, ss - 1983-85

Gutierrez, Ricky, inf - 2004

Gutteridge, Don, inf - 1946-47

H (133)

Hageman, Casey, rhp - 1911-12

Halama, John, lhp - 2005

Hale, Odell, 3b - 1941

Haley, Ray, c - 1915-16

Hall, Bill, inf-of - 2010

Hall, Charley, rhp - 1909-13

Hammond, Chris, lhp - 1997

Hancock, Garry, of - 1978, '80-82

Hancock, Josh, rhp - 2002

Haney, Chris, lhp - 2002

Haney, Fred, 3b - 1926-27

Hanigan, Ryan, c - 2015-16

Hanrahan, Joel, rhp - 2013

Hansack, Devern, rhp - 2006-08

Hansen, Craig, rhp - 2005-06, '08

Hanson, Erik, rhp - 1995

Hardy, Carroll, of - 1960-62

Harikkala, Tim, rhp - 1999

Harper, Harry, lhp - 1920

Harper, Tommy, of - 1972-74

Harrell, Billy, inf - 1961

Harrelson, Ken, 1b-rf - 1967-69

Harris, Bill, rhp - 1938

Harris, Greg, rhp - 1989-94

Harris, Joe, rhp - 1905-07

Harris, Joe, of-1b - 1922-25

Harris, Mickey, lhp - 1940-41, '46-49

Harris, Reggie, rhp - 1996

Harris, Willie, inf-of - 2006

Harriss, Slim, rhp - 1926-28

Harshman, Jack, lhp - 1959

Hartenstein, Chuck, rhp - 1970

Hartley, Grover, c - 1927

Hartley, Mike, rhp - 1995

Hartman, Charley, lhp - 1908

Harville, Chad, rhp - 2005

Haselman, Bill, c - 1995-97, '03

Hash, Herb, rhp - 1940-41

Hassan, Alex, of - 2014

Hassler, Andy, lhp - 1978-79

Hatcher, Billy, of - 1992-94

Hatfield, Fred, 3b - 1950-52

Hatteberg, Scott, c - 1995-01

Hatton, Grady, 3b - 1954-56

Hausmann, Clem, rhp - 1944-45

Hayden, John, rf - 1906

Hayes, Frankie, c - 1947

Hearne, Ed, ss - 1910

Heep, Danny, of - 1989-90

Heffner, Bob, rhp - 1963-65

Hefflin, Randy, rhp - 1945-46

Heimach, Fred, lhp - 1926

Heise, Bob, inf - 1975-76

Helms, Tommy, inf - 1977

Hembree, Heath, rhp - 2014-16

Hemphill, Charley, rf - 1901

Henderson, Dave, of - 1986-87

Henderson, Rickey, of - 2002

Hendryx, Tim, of - 1920-21

Henriksen, Olaf, of - 1911-17

Henry, Bill, lhp - 1952-55

Henry, Butch, lhp - 1997-98

Henry, Jim, rhp - 1936-37

Hermanson, Dustin, rhp - 2002

Hermida, Jeremy, of - 2010

Hernandez, Marco, inf - 2016

Hernandez, Ramon, lhp - 1977

Herrera, Jonathan, inf - 2014

Herrera, Mike, inf - 1925-26

Herrin, Tom, rhp - 1954

Hesketh, Joe, lhp - 1990-94**Hetzl, Eric, rhp - 1989-90**

Heving, Joe, rhp - 1938-40

Heving, Johnnie, c - 1924-25, '28-30

Hickman, Piano Legs, rhp - 1902

Higgins, Mike, 3b - 1937-38, '46

Hill, Aaron, inf - 2016**Hill, Rich, lhp - 2010-12, '15****Hillenbrand, Shea, 3b - 2001-03**

Hiller, Hob, inf - 1920-21

Hillman, Dave, rhp - 1960-61

Hinkle, Gordie, c - 1934

Hinojosa, Dalier, rhp - 2015**Hinrichs, Paul, rhp - 1951****Hinske, Eric, of-1b - 2006-07**

Hinson, Paul, ph - 1928

Hisner, Harley, rhp - 1951

Hitchcock, Billy, inf - 1948-49

Hoblitzell, Dick, 1b - 1914-18**Hobson, Butch, 3b - 1975-80**

Hockette, George, lhp - 1934-35

Hodapp, Johnny, 2b - 1933

Hoderlein, Mel, inf - 1951

Hoeft, Billy, lhp - 1959

Hoey, John, lf - 1906-08

Hoffman, Glenn, ss-3b - 1980-87

Hofmann, Fred, c - 1927-28

Holaday, Bryan, c - 2016

Holcombe, Ken, rhp - 1953

Hollins, Dave, inf - 1995

Holm, Billy, c - 1945

Holt, Brock, inf-of - 2013-16**Holtz, Mike, lhp - 2006**

Hooper, Harry, rf - 1909-20

Horn, Sam, dh-1b - 1987-89**Horton, Tony, 1b - 1964-67****Hosey, Dwayne, of - 1995-96****Hottovy, Tommy, lhp - 2011****House, Tom, lhp - 1976-77****Housie, Wayne, of - 1991****Howard, Chris, lhp - 1994**

Howard, Elston, c - 1967-68

Howard, Paul, of - 1909

Howe, Les, rhp - 1923-24

Howry, Bob, rhp - 2002-03**Hoy, Peter, rhp - 1992**

Hoyt, Waite, rhp - 1919-20

Huckaby, Ken, c - 2006**Hudson, Joe, rhp - 1995-97**

Hudson, Sid, rhp - 1952-54

Hughes, Ed, rhp - 1905-06

Hughes, Long Tom, rhp - 1902-03

Hughes, Terry, 3b - 1974

Hughson, Tex, rhp - 1941-44, '46-49

Humphrey, Bill, rhp - 1938

Hunt, Ben, lhp - 1910

Hunter, Buddy, inf - 1971, '73, '75

Hunter, Herb, of - 1920

Hurd, Tom, rhp - 1954-56

Hurst, Bruce, lhp - 1980-88**Huskey, Butch, of-inf - 1999**

Husting, Bert, rhp - 1902

Hyzdu, Adam, of - 2004-05**I (2)****Iglesias, Jose, ss - 2011-13****Irvine, Daryl, rhp - 1990-92****J (46)**

Jablonowski, Pete, rhp - 1932

(later known as Pete Appleton)

Jackson, Conor, of - 2011**Jackson, Damian, inf-of - 2003**

Jackson, Ron H., 1b - 1960

Jacobson, Baby Doll, of - 1926-27

Jacobson, Beany, lhp - 1907

Jamerson, Charley, lhp - 1924

James, Bill, rhp - 1919

James, Chris, of - 1995

Janvrin, Hal, inf - 1911, 1913-17

Jarvis, Kevin, rhp - 2006**Jarvis, Ray, rhp - 1969-70****Jefferson, Reggie, dh-1b - 1995-99****Jenkins, Ferguson, rhp - 1976-77**

Jenkins, Tom, of - 1925-26

Jenks, Bobby, rhp - 2011

Jensen, Jackie, rf - 1954-59, 1961

Jensen, Marcus, c - 2001**Jimenez, Luis, inf - 2015****Johns, Keith, 2b - 1998**

Johnson, A. Rankin, rhp - 1914

Johnson, Bob, lf - 1944-45

Johnson, Brian, lhp - 2015

Johnson, Deron, dh-1b - 1974-76

Johnson, Earl, lhp - 1940-41, '46-50

Johnson, Hank, rhp - 1933-35

Johnson, Jason, rhp - 2006**Johnson, John Henry, lhp - 1983-84****Johnson, Kelly, inf-of - 2014**

Johnson, Roy, lf-rf - 1932-35

Johnson, Vic, lhp - 1944-45

Johnston, Joel, rhp - 1995

Jolley, Smead, lf - 1932-33

Jones, Bobby M, lhp - 2004

Jones, Charley, of - 1901

Jones, Dalton, inf - 1964-69**Jones, Hunter, lhp - 2009**

Jones, Jake, 1b - 1947-48

Jones, Rick, lhp - 1976

Jones, Sad Sam, rhp - 1916-21

Jones, Todd, rhp - 2003

Joost, Eddie, inf - 1955

Josephson, Duane, c - 1971-72

Judd, Oscar, lhp - 1941-45

Judge, Joe, 1b - 1933-34

Jurak, Ed, inf - 1982-85**K (51)****Kalish, Ryan, of - 2010, '12**

Kallio, Rudy, rhp - 1925

Kapler, Gabe, of - 2003-06

Karger, Ed, lhp - 1909-11

Karl, Andy, rhp - 1943

Karow, Marty, inf - 1927

Karr, Benn, rhp - 1920-22

Kasko, Eddie, ss - 1966

Kell, George, 3b - 1952-54

Kellelt, Al, rhp - 1924

Kellelt, Red, inf - 1934

Kellum, Win, lhp - 1901

Kelly, Ed, rhp - 1914

Kelly, Joe, rhp - 2014-16

Keltner, Ken, 3b - 1950

Kemmerer, Russ, rhp - 1954-55, '57

Kendall, Fred, c - 1978

Kennedy, Bill, lhp - 1953

Kennedy, John, inf - 1970-74**Keough, Marty, of - 1956-60****Kiecker, Dana, rhp - 1990-91**

Kiefer, Joe, rhp - 1925-26

Kielty, Bobby, of - 2007

Kiely, Leo, lhp - 1951, '54-56, '58-59

Killilay, Jack, rhp - 1911

Kim, Byung-Hyun, rhp - 2003-04**Kim, Sun-Woo, rhp - 2001-02****Kimbrel, Craig, rhp - 2016**

Kinder, Ellis, rhp - 1948-55

Kinney, Walt, lhp - 1918

Kison, Bruce, rhp - 1985

Klaus, Billy, ss-3b - 1955-58

Kleinow, Red, c - 1910-11

Kline, Bob, rhp - 1930-33

Kline, Ron, rhp - 1969

Klinger, Bob, rhp - 1946-47

Knackert, Brent, rhp - 1996

Knight, John, 3b - 1907

Koistad, Hal, rhp - 1962-63

Koonce, Cal, rhp - 1970-71

Kosco, Andy, of - 1972**Kotchman, Casey, inf - 2009****Kotsay, Mark, of-1b - 2008-09****Kottaras, George, c - 2008-09**

Kramer, Jack, rhp - 1948-49

Krause, Lew, rhp - 1972**Krueger, Rick, lhp - 1975-77**

Kroh, Rube, lhp - 1906-07

Kroner, John, inf - 1935-36

Krug, Marty, inf - 1912

Kutcher, Randy, of - 1988-90**L (85)**

LaChance, Candy, 1b - 1902-05

Lackey, John, rhp - 2010-14**Lacy, Kerry, rhp - 1996-97**

LaForest, Ty, 3b - 1945

LaFrancois, Roger, c - 1982**Lahoud, Joe, of - 1968-71**

Lake, Eddie, rhp - 1943-45

Lamabe, Jack, rhp - 1963-65

Lamar, Bill, of - 1919

LaMarre, Ryan, of - 2016**Lamp, Dennis, rhp - 1988-91****Lancellotti, Rick, 1b - 1990****Landis, Bill, lhp - 1967-69****Landis, Jim, of - 1967**

Langford, Sam, of - 1926

Lansford, Carney, 3b - 1981-82**Lansing, Mike, inf - 2000-01**

LaPorte, Frank, inf-of - 1908

LaRoche, Adam, 1b - 2009**LaRose, John, lhp - 1978**

Lary, Lyn, ss - 1934

Lavarnway, Ryan, c - 2011-14**Layne, Tommy, lhp - 2014-16**

Lazor, Johnny, of - 1943-46

Lee, Bill, lhp - 1969-78

Lee, Dud, ss - 1924-26

Lee, Sang-Hoon, lhp - 2000

LeFebvre, Lefty, lhp - 1938-39

Legett, Lou, c - 1933-35

Leheny, Regis, lhp - 1932

Lehner, Paul, of - 1952

Leibold, Nemo, of - 1921-23

Leister, John, rhp - 1987, '90**Lemke, Mark, 2b - 1998**

Lenhardt, Don, of - 1952, '54

Leon, Sandy, c - 2015-16

Leonard, H. Dutch, lhp - 1913-18

Lepcio, Ted, inf - 1952-59

Lerchen, Dutch, ss - 1910

LeRoy, Louis, rhp - 1910

Leskanen, Curtis, rhp - 2004**Lester, Jon, lhp - 2006-14****Lewis, Darren, of - 1998-01**

Lewis, Duffy, lf - 1910-17

Lewis, John, 2b - 1911

Lewis, Ted, rhp - 1901

Leyritz, Jim, c - 1998**Lickert, John, c - 1998****Light, Pat, rhp - 2016**

All-Time Roster, Continued

Lillibridge, Brent, inf-of - 2012
 Lilliquist, Derek, lhp - 1995
 Lin, Che-Hsuan, of - 2012
 Lipon, Johnny, ss - 1952-53
 Lisenbee, Hod, rhp - 1929-32
 Littlefield, Dick, lhp - 1950
 Litton, Greg, inf - 1994
 Lock, Don, of - 1969
 Lockwood, Skip, rhp - 1980
 Loepp, George, of - 1928
 Lofton, James, inf - 2001
 Lollar, Tim, lhp - 1985-86
 Lomasney, Steve, c - 1999
 Lonborg, Jim, rhp - 1965-71
 Loneragan, Walt, inf - 1911
 Loney, James, 1b - 2012
 Looney, Brian, lhp - 1995
 Lopez, Felipe, inf - 2010
 Lopez, Javier, lhp - 2006-09
 Lopez, Javy, c - 2006
 Lord, Harry, 3b - 1907-10
 Loretta, Mark, 2b - 2006
 Lowe, Derek, rhp - 1997-04
 Lowell, Mike, 3b - 2006-10
 Lowrie, Jed, inf - 2008-11
 Lucas, Johnny, of - 1931-32
 Lucey, Joe, rhp - 1925
 Lucier, Lou, rhp - 1943-44
 Lugo, Julio, ss - 2007-09
 Lundgren, Del, rhp - 1926-27
 Lupien, Tony, 1b - 1940, '42-43
 Lyle, Sparky, lhp - 1967-71
 Lynch, Walt, c - 1922
 Lynn, Fred, cf - 1974-80
 Lyon, Brandon, rhp - 2003
 Lyons, Steve, of-inf - 1985-86, '91-93

M (186)

Macfarlane, Mike, c - 1995
 MacFayden, Danny, rhp - 1926-32
 Machado, Alejandro, inf - 2005
 Machi, Jean, rhp - 2015
 Mack, Shane, of - 1997
 MacLeod, Bill, lhp - 1962
 MacWhorter, Keith, rhp - 1980
 Madden, Tom, c - 1909-11
 Maddux, Mike, rhp - 1995-96
 Magrini, Pete, rhp - 1966
 Mahay, Ron, of-lhp - 1995, '97-98
 Mahomes, Pat, rhp - 1996-97
 Mahoney, Chris, rhp - 1910
 Mahoney, Jim, ss - 1959
 Malaska, Mark, lhp - 2004
 Malave, Jose, of - 1996-97
 Mallett, Jerry, of - 1959
 Maloy, Paul, rhp - 1913
 Malzone, Frank, 3b - 1955-65
 Mantei, Matt, rhp - 2005
 Mantilla, Felix, 2b - 1963-65
 Manto, Jeff, inf - 1996
 Manuel, Robert, rhp - 2010
 Manush, Heinie, of - 1936
 Manzaniello, Josias, rhp - 1991
 Marchildon, Phil, rhp - 1950
 Marcum, Johnny, rhp - 1936-38
 Marichal, Juan, rhp - 1974
 Marquardt, Ollie, 2b - 1931
 Marrero, Deven, inf - 2015-16
 Marshall, Bill, ph - 1931
 Marshall, Mike, 1b-of - 1990-91
 Martin, Babe, c - 1948-49
 Martinez, Anastacio, rhp - 2004
 Martinez, Michael, inf-of - 2016
 Martinez, Pedro, rhp - 1998-04
 Martinez, Ramon, rhp - 1999-00
 Martinez, Sandy, c - 2004
 Martinez, Victor, c - 2009-10
 Marzano, John, c - 1987-92
 Masterson, Justin, rhp - 2008-09, '15
 Masterson, Walt, rhp - 1949-52
 Matchick, Tommy, inf - 1970
 Matthews, Bill, rhp - 1909
 Matsuzaka, Daisuke, rhp - 2007-12
 Mauch, Gene, 2b - 1956-57
 Maxwell, Charley, of-1b - 1950-52, '54
 Mayer, Wally, c - 1917-18
 Maynard, Chick, ss - 1922
 Mays, Carl, rhp - 1915-19
 McAuliffe, Dick, inf - 1974-75
 McBride, Tom, of - 1943-47
 McCabe, Dick, rhp - 1918
 McCall, Windy, lhp - 1948-49
 McCann, Emmett, inf - 1926
 McCarthy, Tom, rhp - 1985
 McCarty, David, of-1b - 2003-05
 McCarver, Tim, c - 1974-75
 McConnell, Amby, 2b - 1908-10
 McDermott, Maurice, lhp - 1948-53
 McDill, Allen, lhp - 2001
 McDonald, Darnell, of - 2010-12
 McDonald, Jim, rhp - 1950
 McDonald, John, inf - 2013
 McFarland, Ed, c - 1908
 McGah, Ed, c - 1946-47
 McGee, Willie, of - 1995
 McGlothen, Lynn, rhp - 1972-73
 McGovern, Art, c - 1905
 McGraw, Bob, rhp - 1919
 McGuire, Deacon, c - 1907-08
 McHale, Jim, of - 1908
 McHale, Marty, rhp - 1910-11, '16
 McInnis, Stuffie, 1b - 1918-21
 McKain, Archie, lhp - 1937-38
 McKeel, Walt, c - 1996-97
 McLaughlin, Jud, lhp - 1931-33
 McLean, Larry, 1b - 1901
 McMahon, Doc, rhp - 1908
 McMahon, Don, rhp - 1966-67
 McManus, Marty, inf - 1931-33
 McMillan, Norm, inf - 1923
 McNair, Eric, inf - 1936-38
 McNally, Mike, inf - 1915-17, '19-20
 McNaughton, Gordon, rhp - 1932
 McNeely, Jeff, of - 1993
 McNeil, Norm, c - 1919
 McWilliams, Bill, ph - 1931
 Mejias, Roman, of - 1963-64
 Melancon, Mark, rhp - 2012
 Mele, Sam, of - 1947-49, '54-55
 Melendez, Jose, rhp - 1993-94
 Melillo, Oscar, 2b - 1935-37
 Melvin, Bob, c - 1993
 Mendez, Roman, rhp - 2015
 Mendoza, Ramiro, rhp - 2003-04
 Menosky, Mike, of - 1920-23
 Meola, Mike, rhp - 1933, '36
 Merced, Orlando, rf - 1998
 Merchant, Andy, c - 1975-76
 Mercker, Kent, lhp - 1999
 Meredith, Cla, rhp - 2005
 Merena, Spike, lhp - 1934
 Merloni, Lou, inf - 1998-03
 Merson, Jack, 2b - 1953
 Metkovich, George, of-1b - 1943-46
 Meyer, Russ, rhp - 1957
 Michaels, John, lhp - 1932
 Middlebrooks, Will, 3b - 2012-14
 Midkiff, Dick, rhp - 1938
 Mientkiewicz, Doug, 1b - 2004
 Miles, Dee, of - 1943
 Miley, Wade, lhp - 2015
 Millar, Kevin, 1b-dh - 2003-05

Miller, Andrew, lhp - 2011-14
 Miller, Bing, of - 1935-36
 Miller, Corky, c - 2006
 Miller, Elmer, of - 1922
 Miller, Hack, of - 1918
 Miller, Mike, inf - 2016
 Miller, Otto, 3b - 1930-32
 Miller, Rick, of - 1971-77, '81-85
 Miller, Trever, lhp - 2011
 Miller, Wade, rhp - 2005
 Mills, Buster, lf - 1937
 Mills, Dick, rhp - 1970
 Minarcin, Rudy, rhp - 1956-57
 Minchey, Nate, rhp - 1993-94, '96
 Mirabelli, Doug, c - 2001-07
 Mitchell, Charlie, rhp - 1984-85
 Mitchell, Fred, rhp - 1901-02
 Mitchell, Johnny, ss - 1922-23
 Mitchell, Keith, of - 1998
 Mitchell, Kevin, of - 1996
 Moford, Herb, rhp - 1959
 Mohr, Dustan, of - 2006
 Molina, Gustavo, c - 2010
 Molyneux, Vince, rhp - 1918
 Monbouquette, Bill, rhp - 1958-65
 Moncada, Yoan, inf - 2016
 Moncewicz, Freddie, ss - 1928
 Montgomery, Bob, c - 1970-79
 Moore, Bill, c - 1926-27
 Moore, Wilcy, rhp - 1931-32
 Morales, Franklin, lhp - 2011-13
 Morehead, Dave, rhp - 1963-68
 Moret, Roger, lhp - 1970-75
 Morgan, Cy, rhp - 1907-09
 Morgan, Eddie, 1b - 1934
 Morgan, Red, 3b - 1906
 Morris, Ed, rhp - 1928-31
 Morrissey, Deacon, rhp - 1901
 Mortensen, Clayton, rhp - 2012-13
 Morton, Guy, c - 1954
 Morton, Kevin, lhp - 1991
 Moseley, Earl, rhp - 1913
 Moser, Walter, rhp - 1911
 Moses, Jerry, c - 1965, '68-70
 Moses, Wally, of - 1946-48
 Moskiman, Doc, 1b-of - 1910
 Moss, Brandon, of - 2007-08
 Moss, Les, c - 1951
 Moyer, Jamie, lhp - 1996
 Mueller, Bill, 3b - 2003-05
 Mueller, Gordie, rhp - 1950
 Muffett, Billy, rhp - 1960-62
 Mujica, Edward, rhp - 2014-15
 Mulleavy, Greg, inf - 1933
 Muller, Freddie, inf - 1933-34
 Mulligan, Joe, rhp - 1934
 Mulroney, Frank, rhp - 1930
 Mundy, Bill, 1b - 1913
 Murphy, David, of - 2006-07
 Murphy, Johnny, rhp - 1947
 Murphy, Rob, lhp - 1989-90
 Murphy, Tom, rhp - 1976-77
 Murphy, Walter, rhp - 1931
 Murray, George, rhp - 1923-24
 Murray, Matt, rhp - 1995
 Musser, Tony, 1b - 1969
 Musser, Paul, rhp - 1919
 Mustaikis, Alex, rhp - 1940
 Myer, Buddy, ss-3b - 1927-28
 Myers, Elmer, rhp - 1920-22
 Myers, Hap, 1b - 1910-11
 Myers, Mike, lhp - 2004-05

N (34)

Nabholz, Chris, lhp - 1994
 Naehring, Tim, ss-3b - 1990-97

Nagle, Judge, rhp - 1911

Nagy, Mike, rhp - 1969-72

Napoli, Mike, 1b - 1923-15

Narleski, Bill, inf - 1929-30

Nava, Daniel, of - 2010, '12-15

Navarro, Yamaico, ss - 2010-11

Neal, Blaine, rhp - 2005

Neitzke, Ernie, rhp - 1921

Nelson, Bryant, inf-of - 2002

Nelson, Joe, rhp - 2004, '10

Neubauer, Hal, rhp - 1925

Newhauser, Don, rhp - 1972-74

Newman, Jeff, c - 1983-84

Newsom, Bobo, rhp - 1937

Newsome, Dick, rhp - 1941-43

Newsome, Skeeter, inf - 1941-45

Niarhos, Gus, c - 1952-53

Nichols, Chet, lhp - 1960-63

Nichols, Reid, of - 1980-85

Niemiec, Al, rhp - 1934

Niles, Harry, of-inf - 1908-10

Nipper, Al, rhp - 1983-87

Nippert, Merlin, rhp - 1962

Nixon, Otis, cf - 1994

Nixon, Russ, c - 1960-65, '68

Nixon, Trot, rf - 1996, 1998-06

Nixon, Willard, rhp - 1950-58

Nomo, Hideo, rhp - 2001

Nonnenkamp, Leo, of - 1938-40

Nourse, Chet, rhp - 1909

Nunamaker, Les, c - 1911-14

Nunnally, Jon, of - 1999

O (42)

Oberlin, Frank, rhp - 1906-07

O'Berry, Mike, c - 1979

O'Brien, Buck, rhp - 1911-13

O'Brien, Jack, of - 1903

O'Brien, Syd, inf - 1969

O'Brien, Tom, of - 1949-50

O'Doul, Lefty, lhp - 1923

Offerman, Jose, inf-dh - 1999-02

Ogando, Alexi, rhp - 2015

Oglivie, Ben, of - 1971-73

Ohka, Tomokazu, rhp - 1999-01

Ojeda, Bob, lhp - 1980-85

Okajima, Hideki, lhp - 2007-11

Okrie, Len, c - 1952

O'Leary, Troy, of - 1995-01

Olerud, John, 1b - 2005

Oliver, Darren, lhp - 2002

Oliver, Gene, c - 1968

Oliver, Joe, c - 2001

Oliver, Tom, cf - 1930-33

Olmstead, Hank, rhp - 1905

Olson, Karl, of - 1951, '53-55

Olson, Marv, 2b - 1931-33

Olson, Ted, rhp - 1936-38

O'Neill, Bill, of - 1904

O'Neill, Emmett, rhp - 1943-45

O'Neill, Steve, c - 1924

Ontiveros, Steve, rhp - 2000

Orme, George, of - 1920

O'Rourke, Frank, inf - 1922

Ortiz, David, dh-1b - 2003-16

Ortiz, Luis, 3b - 1993-94

Osinski, Dan, rhp - 1966-67

Ostiedt, Harry, c - 1908

Ostermueller, Fritz, lhp - 1934-40

Ostrowski, John, of-inf - 1948

O'Sullivan, Sean - rhp - 2016

Owen, Marv, inf - 1940

Owen, Mickey, c - 1954

Owen, Spike, ss - 1986-88

Owens, Frank, c - 1905

Owens, Henry, lhp - 2015-16

P (92)

Padilla, Vicente, rhp - 2012

Pagliaroni, Jim, c - 1955, '60-62

Palm, Mike, rhp - 1948

Pankovits, Jim, inf - 1990

Papai, Al, rhp - 1950

Pape, Larry, rhp - 1909, '11-12

Papelbon, Jonathan, rhp - 2005-11

Papi, Stan, inf - 1979-80

Parent, Freddy, ss - 1901-07

Parnell, Mel, lhp - 1947-56

Parrish, Larry, 1b-dh - 1988

Partee, Roy, c - 1943-44, '46-47

Partenheimer, Stan, lhp - 1944

Paschal, Ben, of - 1920

Patten, Casey, lhp - 1908

Patterson, Eric, inf-of - 2010

Patterson, Hank, c - 1932

Pattin, Marty, rhp - 1972-73

Pauley, David, rhp - 2006, '08

Pavletich, Don, c - 1970-71

Paxton, Mike, rhp - 1977

Payton, Jay, of - 2005

Peacock, Johnny, c - 1937-44

Peavy, Jake, rhp - 2013-14

Pedroia, Dustin, 2b - 2006-16

Peguero, Carlos, of - 2015

Pellagrini, Eddie, inf - 1946-47

Pemberton, Rudy, of - 1996-97

Pena, Alejandro, rhp - 1995

Pena, Carlos, 1b - 2006

Pena, Jesus, lhp - 2000

Pena, Juan, rhp - 1999

Peña, Tony, c - 1990-93

Pena, Willy Mo, of-dh - 2006-07

Pennington, Brad, lhp - 1996

Pennock, Herb, lhp - 1915-17, '19-22, '34

Penny, Brad, rhp - 2009

Perez, Tony, 1b-dh - 1980-82

Perisho, Matt, lhp - 2005

Perrin, Jack, of - 1921

Person, Robert, rhp - 2003

Pertica, Bill, rhp - 1918

Pesky, Johnny, ss-3b - 1942, '46-52

Petagine, Roberto, 1b - 2005

Peters, Gary, lhp - 1970-72

Peterson, Bob, c - 1906-07

Petrocelli, Rico, ss-3b - 1963, '65-76

Petry, Dan, rhp - 1991

Philly, Dave, of - 1962

Phillips, Ed, rhp - 1970

Pichardo, Hipolito, rhp - 2000-01

Picinich, Val, c - 1923-25

Pickering, Calvin, 1b-dh - 2001

Pickering, Urbane, 3b - 1931-32

Pierce, Jeff, rhp - 1995

Piercy, Bill, rhp - 1922-24

Piersall, Jimmy, cf - 1950, '52-58

Pierzynski, A.J., c - 2014

Pineiro, Joel, rhp - 2007

Pipgras, George, rhp - 1933-35

Pirk, Greg, 1b - 1996

Pittenger, Pinky, of-inf - 1921-23

Pizarro, Juan, lhp - 1968-69

Plantier, Phil, of - 1990-92

Plews, Herb, 2b - 1959

Plympton, Jeff, rhp - 1991

Polesednik, Scott, of - 2012

Poindexter, Jennings, lhp - 1936

Pole, Dick, rhp - 1973-76

Polly, Nick, 3b - 1945

Pomeranz, Drew - lhp - 2016

Pond, Ralph, of - 1910

Porcello, Rick, rhp - 2015-16

Poquette, Tom, of - 1979, '81

Porter, Dick, of - 1934

Porterfield, Bob, rhp - 1956-58

Portugal, Mark, rhp - 1999

Potter, Nelson, rhp - 1941

Poulsen, Ken, inf - 1967

Pozo, Arquimede, inf - 1996-97

Pratt, Del, 2b - 1921-22

Pratt, Larry, c - 1914

Prentiss, George, rhp - 1901-02

Price, David - lhp - 2016

Price, Joe, lhp - 1989

Pride, Curtis, of-dh - 1997, '00

Prothro, Doc, 3b - 1925

Pruett, Tex, rhp - 1907-08

Pulsipher, Bill, lhp - 2001

Punto, Nick, inf - 2012

Purtele, Billy, inf - 1910-11

Pytlak, Frankie, c - 1941, '45-46

Q (6)

Quatrill, Paul, rhp - 1992-94

Quinn, Frank, rhp - 1949-50

Quinn, Jack, rhp - 1922-25

Quinones, Rey, ss - 1986

Quintana, Carina, 1b-of - 1988-91, '93

Quiroz, Guillermo, c - 2012

R (100)

Radatz, Dick, rhp - 1962-66

Rader, Dave, c - 1980

Rainey, Chuck, rhp - 1979-82

Ramirez, Hanley, inf - 2005, '15-16

Ramirez, Manny, lf - 2001-08

Ramirez, Noe, rhp - 2015-16

Ramirez, Ramon, rhp - 2009-10

Ranaudo, Anthony, rhp - 2014

Rapp, Pat, rhp - 1999

Reardon, Jeff, rhp - 1990-92

Reder, Johnny, 1b - 1932

Reddick, Josh, of - 2009-11

Reed, Jerry, rhp - 1990

Reed, Jody, 2b-ss - 1987-92

Reese, Pokey, ss-2b - 2004

Reeves, Bobby, inf - 1929-31

Regan, Bill, 2b - 1926-30

Reh, Wally, of - 1913-15

Reichle, Dick, of - 1922-23

Remlinger, Mike, lhp - 2005

Remmerswaal, Win, rhp - 1979-80

Remy, Jerry, 2b - 1978-84

Renko, Steve, rhp - 1979-80

Renna, Bill, of - 1958-59

Renteria, Edgar, ss - 2005

Repko, Jason, of - 2012

Republik, Rip, of - 1960-61

Reyes, Carlos, rhp - 1998

Reyes, Denny, lhp - 2011

Rhynolds, Carl, of - 1934-35

Rhodes, Gordon, rhp - 1932-35

Rhodes, Tuffy, of - 1995

Rhyme, Hal, ss - 1929-32

Rice, Jim, lf-dh - 1974-89

Rich, Woody, rhp - 1939-41

Richardson, Dustin, lhp - 2009-10

Richardson, Jeff, inf - 1993

Richter, Al, ss - 1951, '53

Riggert, Joe, of - 1911

Rigney, Topper, ss - 1926-27

Riles, Ernest, inf - 1993

Ripley, Allen, rhp - 1978-79

Ripley, Walt, rhp - 1935

Rising, Pop, of - 1905

Riske, David, rhp - 2006

Ritchie, Jay, rhp - 1964-65

Rivera, Luis, ss - 1989-93

Rivero, Carlos, inf - 2014

Roberts, Dave, of - 2004

All-Time Roster, Continued

Roberts, Ryan, inf - 2014

Robidoux, Billy Jo, 1b - 1990

Robinson, Aaron, c - 1951

Robinson, Floyd, of - 1968

Robinson, Jack, rhp - 1949

Rochford, Mike, lhp - 1988-90

Rodgers, Bill, 2b - 1915

Rodriguez, Carlos, inf - 1994-95

Rodriguez, Eduardo, lhp - 2015-16

Rodriguez, Frankie, rhp - 1995

Rodriguez, Steve, inf - 1995

Rodriguez, Tony, inf - 1996

Rogell, Billy, inf - 1925, '27-28

Rogers, Lee, lhp - 1938

Roggenburk, Garry, lhp - 1966, '68-69

Rohr, Billy, lhp - 1967

Rollings, Red, inf - 1927-28

Romero, Ed, inf - 1986-89

Romero, J.C., lhp - 2007

Romero, Mandy, c - 1998

Romero, Niuman, inf - 2010

Romine, Kevin, of - 1985-91

Romo, Vicente, rhp - 1969-70

Rosar, Buddy, c - 1950-51

Rose, Brian, rhp - 1997-00

Rosenthal, Si, of - 1925-26

Ross, Buster, lhp - 1924-26

Ross, Cody, of - 2012

Ross, David, c - 1908, '13-14

Ross Jr., Robbie, lhp - 2015-16

Roth, Braggo, cf - 1919

Rothrock, Jack, rhp - 1925-32

Rowland, Rich, c - 1994-95

Royer, Stan, inf - 1994

Rudi, Joe, of - 1981

Ruel, Muddy, c - 1921-22, '31

Ruffing, Red, rhp - 1924-30

Runnels, Pete, 2b-1b - 1958-62

Rupe, Ryan, rhp - 2003

Russell, Allan, rhp - 1919-22

Russell, Jack, rhp - 1926-32, '36

Russell, Jeff, rhp - 1993-94

Russell, Rip, 3b - 1946-47

Ruth, Babe, lhp-of - 1914-19

Rutledge, Josh, inf - 2015-16

Ryan, Jack, rhp - 1909

Ryan, Jack, of - 1929

Ryan, Ken, rhp - 1992-95

Ryan, Mike, c - 1964-67

Ryba, Mike, rhp - 1941-46

Rye, Gene, of - 1931

S (181)

Saberhagen, Bret, rhp - 1997-01

Sadler, Donnie, 2b-ss - 1998-00

Sadowski, Bob, rhp - 1966

Sadowski, Ed, c - 1960

Saito, Takashi, rhp - 2009

Saltalamacchia, Jarrod, c - 2010-13

Sambito, Joe, lhp - 1986-87

Sanchez, Angel, inf - 2010

Sanchez, Freddy, inf - 2002-03

Sanchez, Rey, inf - 2002

Sanders, Ken, rhp - 1966

Sandoval, Pablo, 3b - 2015-16

Santana, Marino, rhp - 1999

Santiago, Jose, rhp - 1966-70

Santos, Angel, inf - 2001

Satriano, Tom, c - 1969-70

Sauerbeck, Scott, lhp - 2003

Sax, Dave, c - 1985-87

Sayles, Bill, rhp - 1939

Scarborough, Ray, rhp - 1951-52

Scarritt, Russ, lf - 1929-31

Schang, Wally, c-of - 1918-20

Schanz, Charley, rhp - 1950

Scherbarth, Bob, c - 1950

Schilling, Chuck, 2b - 1961-65

Schilling, Curt, rhp - 2004-07

Schiraldi, Calvin, rhp - 1986-87

Schlesinger, Bill, of - 1965

Schlitzer, Biff, rhp - 1909

Schmees, George, lhp - 1952

Schmidt, Dave, c - 1981

Schmitz, Johnny, lhp - 1956

Schoeneweis, Scott, lhp - 2010

Schofield, Dick, inf - 1969-70

Schourek, Pete, lhp - 1998, '00-01

Schrecongost, Ossee, c - 1901

Schroll, Al, rhp - 1958-59

Schwall, Don, rhp - 1961-62

Scott, Everett, ss - 1914-21

Scott, George, 1b - 1966-71, '77-79

Scott, Robby, lhp - 2016

Scutaro, Marco, ss - 2010-11

Seanez, Rudy, rhp - 2003, '06

Seaver, Tom, rhp - 1986

Seeds, Bob, inf-of - 1933-34

Segui, Diego, rhp - 1974-75

Seibel, Phil, lhp - 2004

Selbach, Kip, of - 1904-06

Selby, Bill, inf - 1996

Sele, Aaron, rhp - 1993-97

Sellers, Jeff, rhp - 1985-88

Settemire, Merle, lhp - 1958

Shaner, Wally, of - 1926-27

Shanks, Howard, inf - 1923-24

Shannon, Red, 2b - 1919

Shaw, Al, c - 1907

Shaw, Travis, inf - 2015-16

Shea, John, lhp - 1928

Shea, Merv, c - 1933

Sheaffer, Danny, c - 1987

Shealy, Ryan, 1b - 2010

Shean, Dave, 2b - 1918-19

Sheets, Andy, inf - 2000

Sheldon, Rollie, rhp - 1966

Shepherd, Keith, rhp - 1995

Sheridan, Neill, of - 1948

Shields, Ben, lhp - 1930

Shiell, Jason, rhp - 2003

Shofner, Strick, 3b - 1947

Shoppach, Kelly, c - 2005, '12

Shore, Ernie, rhp - 1914-17

Short, Bill, lhp - 1966

Shorten, Chick, of - 1915-17

Shouse, Brian, lhp - 1998

Shumpert, Terry, inf - 1995

Siebert, Norm, 1b-of - 1967-68

Siebert, Sonny, rhp - 1969-73

Simmons, Al, of - 1943

Simmons, Pat, rhp - 1928-29

Sisler, Dave, rhp - 1956-59

Sizemore, Grady, of - 2014

Sizemore, Ted, 2b - 1979-80

Skinner, Camp, of - 1923

Skok, Craig, lhp - 1973

Slattery, Jack, c - 1901

Slayton, Steve, rhp - 1928

Slocumb, Heathcliff, rhp - 1996-97

Small, Charley, of - 1930

Smith, Al, 3b-of - 1964

Smith, Bob, lhp - 1955

Smith, Bob Riverboat, lhp - 1958

Smith, Broadway Aleck, c - 1903

Smith, Carson, rhp - 2016

Smith, Charley, rhp - 1909-11

Smith, Chris, rhp - 2008

Smith, Dan, rhp - 2000

Smith, Doug, lhp - 1912

Smith, Eddie, lhp - 1947

Smith, Elmer, of - 1922

Smith, Frank, rhp - 1910-11

Smith, George, C., 2b - 1966

Smith, George, S., rhp - 1930

Smith, John, 1b - 1931

Smith, Lee, rhp - 1988-90

Smith, Paddy, c - 1920

Smith, Pete, rhp - 1962-63

Smith, Reggie, cf-rr - 1966-73

Smith, Zane, lhp - 1995

Smithson, Mike, rhp - 1988-89

Smoltz, John, rhp - 2009

Snell, Wally, c - 1913

Snopek, Chris, inf - 1998

Snow, J.T., 1b - 2006

Snyder, Brandon, inf - 2013

Snyder, Earl, 3b - 2004

Snyder, Kyle, rhp - 2006-08

Solters, Moose, of - 1934-35

Sommers, Rudy, lhp - 1926-27

Sotheron, Allan, rhp - 1921

Spawnick, Bill, lhp - 1964

Sparks, Tully, rhp - 1902

Speaker, Tris, cf - 1907-15

Spears, Nate, inf - 2011-12

Spence, Stan, of - 1940-41, '48-49

Spencer, Tubby, c - 1909

Spognardi, Andy, inf - 1932

Sprague, Ed, inf - 2000

Spring, Jack, lhp - 1957

Sprowl, Bobby, lhp - 1978

Stahl, Chick, cf - 1901-06

Stahl, Jake, 1b-c - 1903, '08-10, '12-13

Stairs, Matt, of - 1995

Stallard, Tracy, rhp - 1960-62

Standaert, Jerry, 1b - 1929

Stange, Lee, rhp - 1966-70

Stanifer, Rob, rhp - 2000

Stanley, Bob, rhp - 1977-89

Stanley, Mike, c-1b - 1996-00

Stansbury, John, 3b - 1918

Stanton, Mike, lhp - 1995-96, '05

Stapleton, Dave, inf - 1980-86

Statz, Jigger, of - 1920

Steele, Elmer, rhp - 1907-09

Steiner, Ben, 2b - 1945-46

Steiner, Red, c - 1945

Stenhouse, Mike, of-1b - 1986

Stephens, Gene, of - 1952-53, '55-60

Stephens, Vern, ss-3b - 1948-52

Stephenson, Jerry, rhp - 1963, '65-68

Stern, Adam, of - 2005-06

Stewart, Sammy, rhp - 1986

Stewart, Zach, rhp - 2012

Stigman, Dick, lhp - 1966

Stimson, Carl, rhp - 1923

Stobbs, Chuck, lhp - 1947-51

Stokes, Al, c - 1925-26

Stone, Dean, lhp - 1957

Stone, George, of - 1903

Stone, Jeff, of - 1989-90

Storie, Howie, c - 1931-32

Stringer, Lou, inf - 1948-50

Strunk, Amos, of - 1918-19

Stuart, Dick, 1b - 1963-64

Stumpf, George, of - 1931-33

Sturdivant, Tom, rhp - 1960

Stynes, Chris, inf-of - 2001

Szuckecki, Jim, rhp - 1950

Sullivan, Denny, cf - 1907-08

Sullivan, Frank, rhp - 1953-60

Sullivan, Haywood, c - 1955, '57, '59-60

Sullivan, Marc, c - 1982, '84-87

Sumner, Carl, of - 1928

Suppan, Jeff, rhp - 1995-97, '03

Susce, George, D., rhp - 1955-58

Sutton, Drew, inf - 2011

Swanson, Bill, inf - 1914
 Sweeney, Bill, 1b - 1930-31
Sweeney, Ryan, c - 2012
Swihart, Blake, c - 2015-16
Swindell, Greg, lhp - 1998
 Swormstedt, Len, rhp - 1906

T (52)

Tabor, Jim, 3b - 1938-44
 Taitt, Doug, of - 1928-29
Tanana, Frank, lhp - 1981
 Tannehill, Jesse, lhp - 1904-08
 Tarbert, Arlie, of - 1927-28
Tartabull, Jose, of - 1966-68
Tarver, La Schelle, of - 1986
Tasby, Willie, cf - 1960
 Tate, Bennie, c - 1932
Tatum, Jim, 3b - 1996
Tatum, Ken, rhp - 1971-73
Tavarez, Jesus, of - 1997
Tavarez, Julian, rhp - 2006-08
 Taylor, Harry, rhp - 1950-52
Taylor, Scott, lhp - 1992-93
Tazawa, Junichi, rhp - 2009, '11-16
 Tebbetts, Birdie, c - 1947-50
 Terry, Yank, rhp - 1940, '42-45
 Thielman, Jake, rhp - 1908
 Thomas, Blaine, rhp - 1911
 Thomas, Fred, 3b - 1918
Thomas, George, of - 1966-71
Thomas, Justin, lhp - 2012
Thomas, Lee, 1b-rr - 1964-65
 Thomas, Pinch, c - 1912-17
 Thomas, Tommy, rhp - 1937
 Thomson, Bobby, of - 1960
 Thoney, Jack, of - 1908-09, '11
 Thormahlen, Hank, lhp - 1921
Thornton, Matt, lhp - 2013
 Throneberry, Faye, of - 1952, '55-57
Thurston, Joe, inf - 2008
Tiant, Luis, rhp - 1971-78
 Tillman, Bob, c - 1962-67
Timlin, Mike, rhp - 2003-08
Tinsley, Lee, of - 1994-96
 Tobin, Jack, of - 1926-27
 Tobin, Jackie, 3b - 1945
 Todt, Phil, 1b - 1924-30
Tolar, Kevin, lhp - 2003
Tomberlin, Andy, of - 1994
 Tonneman, Tony, c - 1911
Torrez, Mike, rhp - 1978-82
Traber, Billy, lhp - 2009
Trautwein, John, rhp - 1988
 Trimble, Joe, rhp - 1955
Tricek, Ricky, rhp - 1994, '97
 Trout, Dizzy, rhp - 1952
 Truesdale, Frank, 2b - 1918
Trujillo, Mike, rhp - 1985-86
Tudor, John, lhp - 1979-83
 Turley, Bob, rhp - 1963

U (4)

Uehara, Koji, rhp - 2013-16
 Umphlett, Tom, cf - 1953
 Unglaub, Bob, inf - 1904-05, '07-08
Urbina, Ugueth, rhp - 2001-02

V (32)

Vache, Tex, of - 1925
Valdez, Carlos, rhp - 1998
Valdez, Julio, ss - 1980-83
Valdez, Sergio, rhp - 1994
Valencia, Danny, 3b - 2012
Valentin, John, ss-3b - 1992-01
Valle, Dave, c - 1994
 Van Camp, Al, of-1b - 1931-32
 Vandenburg, Hy, rhp - 1935

Van Buren, Jermaine, rhp - 2006
 Van Dyke, Ben, lhp - 1912
Van Egmond, Tim, rhp - 1994-95
Van Every, Jonathan, of - 2008-10
Varitek, Jason, c - 1997-11
Varvaro, Anthony, rhp - 2015
Vaughn, Mo, 1b - 1991-98
Vazquez, Christian, c - 2014, '16
Vazquez, Ramon, inf - 2005
 Veach, Bobby, rhp - 1924-25
Veale, Bob, lhp - 1972-74
Velazquez, Gil, inf - 2008-09
Veras, Dario, rhp - 1998
Veras, Wilton, 3b - 1999-00
 Vernon, Mickey, 1b - 1956-57
 Vick, Sammy, of - 1921
Victorino, Shane, of - 2013-15
Villareal, Brayan, rhp - 2013
Viola, Frank, lhp - 1992-94
 Vitt, Oscar, inf - 1919-21
 Vollmer, Clyde, of - 1950-53
 Volz, Jake, rhp - 1901
 Vosmik, Joe, lf - 1938-39

W (106)

Wade, Jake, lhp - 1939
 Wagner, Charlie, rhp - 1938-42, '46
Wagner, Billy, lhp - 2009
Wagner, Gary, rhp - 1969-70
 Wagner, Hal, c - 1944, '46-47
 Wagner, Heinie, ss-2b - 1906-13, '15-16, '18
Wakefield, Tim, rhp - 1995-11
 Walberg, Rube, lhp - 1934-37
Walker, Chico, of - 1980-81, '83-84
 Walker, Tillie, cf - 1916-17
Walker, Todd, 2b - 2003
 Wall, Murray, rhp - 1957-59
 Walsh, Jimmy, of - 1916-17
 Walters, Bucky, inf - 1933-34
 Walters, Fred, c - 1945
 Walters, Roxey, c - 1919-23
 Wambsganss, Bill, 2b - 1924-25
 Wanninger, Pee Wee, ss - 1927
 Warner, John, c - 1902
 Warstler, Rabbit, ss-2b - 1930-33
Wasdin, John, rhp - 1997-00
Waslewski, Gary, rhp - 1967-68
Watson, Bob, 1b - 1979
 Watwood, Johnny, of-1b - 1932-33
 Weaver, Monte, rhp - 1939
 Webb, Earl, rf - 1930-32
Webster, Allen, rhp - 2013-14
Webster, Lenny, c - 1999
Webster, Ray, 2b - 1960
Wedge, Eric, c - 1991-92, '94
Weeks, Jemile, inf-of - 2014-15
 Weiland, Bob, lhp - 1932-34
Weiland, Kyle, rhp - 2011
 Welch, Frank, of - 1927
 Welch, Herb, ss - 1925
 Welch, Johnny, rhp - 1932-36
Wells, David, lhp - 2005-06
 Welzer, Tony, rhp - 1926-27
Wenz, Fred, rhp - 1968-69
 Werber, Bill, inf - 1933-36
 Werle, Bill, lhp - 1953-54
 Wertz, Vic, 1b - 1959-61
West, David, lhp - 1998
Wheeler, Dan, rhp - 2011
White, Matt, lhp - 2003
 White, Sammy, c - 1951-59
 Whiteman, George, of - 1907, '18
Whiten, Mark, rf - 1995
Whitt, Ernie, c - 1976
 Widmar, Al, rhp - 1947
 Wight, Bill, lhp - 1951-52
 Wilber, Del, c - 1952-54

Wilhoit, Joe, of - 1919
Williams, Dana, lf - 1989
 Williams, Dave, lhp - 1902
 Williams, Denny, of - 1924-25, '28
 Williams, Dib, inf - 1935
 Williams, Dick, inf-of - 1963-64
 Williams, Ken, of - 1928-29
Williams, Randy, lhp - 2011
 Williams, Rip, 1b-c - 1911
Williams, Stan, rhp - 1972
 Williams, Ted, lf - 1939-42, '46-60
Williamson, Scott, rhp - 2003-04
Willoughby, Jim, rhp - 1975-77
Wills, Ted, lhp - 1959-62
Wilson, Alex, rhp - 2013-14
 Wilson, Archie, of - 1952
Wilson, Duane, lhp - 1958
 Wilson, Earl, rhp - 1959-60, '62-66
 Wilson, Gary, 2b - 1902
 Wilson, Jack, rhp - 1935-41
 Wilson, Jim, rhp - 1945-46
 Wilson, John, rhp - 1927-28
 Wilson, Les, of - 1911
 Wilson, Squanto, 1b - 1914
 Witte, Hal, lhp - 1926-28
 Wingfield, Ted, rhp - 1924-27
 Winn, George, lhp - 1919
Winningham, Herm, of - 1992
 Winsett, Tom, rhp - 1930-31, '33
 Winter, George, rhp - 1901-08
 Winters, Clarence, rhp - 1924
Wise, Rick, rhp - 1974-77
 Wittig, Johnny, rhp - 1949
Wolcott, Bob, rhp - 1999
Wolfe, Larry, inf - 1979-80
 Wolter, Harry, lhp - 1909
 Wood, Smoky Joe, rhp - 1908-15
 Wood, Joe, rhp - 1944
 Wood, Ken, of - 1952
Wood, Wilbur, lhp - 1961-64
Woodard, Steve, rhp - 2003
 Woods, John, rhp - 1924
 Woods, Pinky, rhp - 1943-45
Woodward, Chris, inf - 2009
Woodward, Rob, rhp - 1985-88
Wooten, Shawn, c-of - 2005
Workman, Brandon, rhp - 2013-14
 Workman, Hoge, rhp - 1924
Worthington, Al, rhp - 1960
Wright, Jim, rhp - 1978-79
Wright, Steven, rhp - 2013-16
Wright, Tom, of - 1948-51
 Wyatt, John, rhp - 1966-68
 Wyckoff, John, rhp - 1916-18

X (0)

Y (8)

Yastrzemski, Carl, lf-1b - 1961-83
 Yerkes, Steve, 2b-ss - 1909, '11-14
 York, Rudy, 1b - 1946-47
Youkilis, Kevin, 1b-3b - 2004-12
Young, Chris, of - 2016
 Young, Cy, rhp - 1901-08
Young, Matt, lhp - 1991-92
Young, Tim, lhp - 2000

Z (8)

Zahniser, Paul, rhp - 1925-26
 Zarilla, Al, of - 1949-50, '52-53
 Zaichin, Norm, 1b - 1951, '55-57
 Zeiser, Matt, rhp - 1914
Ziegler, Brad, rhp - 2016
Zink, Charlie, rhp - 2008
 Zuber, Bill, rhp - 1946-47
Zupcic, Bob, of - 1991-94

All-Time Roster, Continued

All-Time Red Sox Managers (With Positions As Players)

*Baker, Del, c - 1960
 Barrow, Ed - 1918-20 (no pro exp.)
 Barry, Jack, ss-2b - 1917
 Boudreau, Lou, ss - 1952-54
 Carrigan, Bill, c - 1913-16, '27-29
 Chance, Frank, 1b - 1923
 Collins, Jimmy, 3b - 1901-06
 Collins, Shano, of - 1931-32
 Cronin, Joe, ss - 1935-47
 Donovan, Patsy, of - 1910-11
 Duffy, Hugh, of - 1921-22
Farrell, John, rhp - 2013-16
 Fohl, Lee, c - 1924-26
Francona, Terry, inf-of - 2004-11
 Harris, Bucky, 2b - 1934
 Herman, Billy, 2b - 1964-66

Higgins, Mike, 3b - 1955-59, '60-62
Hobson, Butch, 3b - 1992-94
 Houk, Ralph, c - 1981-84
 Huff, George, c - 1907
 Johnson, Darrell, c - 1974-76
 Jorges, Billy, inf - 1959-60
Kasko, Eddie, ss - 1970-73
Kennedy, Kevin, c - 1995-96
Kerrigan, Joe, rhp - 2001
 Lake, Fred, c - 1908-09
Little, Grady, c - 2002-03
***Lovullo, Torey, inf - 2015**
 McCarthy, Joe, inf-of - 1948-50
 McGuire, Deacon, c - 1907-08
 McManus, Marty, inf - 1932-33
McNamara, John, c - 1985-88

Morgan, Joe, inf - 1988-91
 O'Neill, Steve, c - 1950-51
 Pesky, Johnny, ss-3b - 1963-64, *'80
 *Popowski, Eddie, inf - 1969, '73
 *Runnels, Pete, 2b-1b - 1966
 Stahl, Chick, cf - 1906
 Stahl, Jake, 1b-c - 1912-13
 Unglaub, Bob, inf - 1907
Valentine, Bobby, of - 2012
 Wagner, Heinie, ss-2b - 1930
 Williams, Dick, inf-of - 1967-69
Williams, Jim, inf - 1997-01
 *York, Rudy, 1b - 1959
 *Young, Cy, rhp - 1907
 Zimmer, Don, inf - 1976-80
 *Interim Manager

All-Time Red Sox Coaches (1921-2016) and Head Trainers (1940-2016)

Alicea, Luis - 2007-08
Allenson, Gary - 1992-94
Amaro Jr., Ruben - 2016
Bailey, Buddy - 2000
 Baker, Del - 1945-48, '53-60
Bannister, Brian - 2016
Berardino, Dick - 1989-91
 Berg, Moe - 1939-41
Beyeler, Arnie - 2013-15
Bogart, Tim - 2009-12
 Brown, Mace - 1965
 Bryant, Don - 1974-76
Bumbry, Al - 1988-93
 Burke, Jimmy - 1921-23
Burleson, Rick - 1992-93
 Burns, Jack - 1955-59
 Burwell, Bill - 1944
Butterfield, Brian - 2013-16
Camilli, Doug - 1970-73
 Carey, Tom - 1946-47
Carlucci, Dave - 1996
Cloninger, Tony - 2002-03
Colbrunn, Greg - 2013-14
 Coleman, Bob - 1928
 Combs, Earl - 1948-52
Cubbage, Mike - 2002-03
Cumberland, John - 1995, '99-01
 Cuyler, Kiki - 1949
 Daly, Tom - 1933-46
Davis, Chili - 2015-16
 Dobson, Joe - 1954
Doerr, Bobby - 1967-69
 Dorish, Harry - 1963
Down, Rick - 2001
 Duffy, Hugh - 1931, '39
Easler, Mike - 1993-94
 Ellis, Sammy - 1996
Evans, Dwight - 2002
 Falk, Bibb - 1934
Farrell, John - 2007-10
Ferriss, Dave - 1955-59
Fischer, Bill - 1985-91
Gale, Rich - 1992-93
Gardner, Billy - 1965-66
***Gregson, Goose - 2003**
 Haddix, Harvey - 1971
Hale, DeMario - 2006-11
Harper, Tommy - 1980-84, '00-02
Haselman, Bill - 2005-06
Hebner, Richie - 1989-91
 Herman, Billy - 1960-64
Hrniak, Walt - 1977-88
 Hulswitt, Rudy - 1931-33

Jackson, Al - 1977-79
Jackson, Ron - 2003-06
Jauss, Dave - 1997-99, '01
 Johnson, Darrell - 1968-69
Johnson, Ron - 2010-11
Johnson, Tim - 1995-96
 Jones, Lynn - 2004-05
Kerrigan, Joe - 1997-01
 Kim, Wendell - 1997-00
Kipper, Bob - 2002
Lachemann, Rene - 1985-86
 Lakeman, Al - 1963-64, '67-69
Lamont, Gene - 2001
 Leiffield, Lefty - 1924-26
 Lenhardt, Don - 1970-73
LeVangie, Dana - 2013-16
Little, Grady - 1997-99
Lovullo, Torey - 2013-16
Magadan, Dave - 2007-12
 Maglie, Sal - 1960-62, '66-67
 Malmberg, Harry - 1963-64
 Mayo, Eddie - 1951
 McCallister, Jack - 1930
McClure, Bob - 2012
 McKechnie, Bill - 1952-53
McLaren, John - 1991
McNertney, Jerry - 1988
 Melillo, Oscar - 1952-53
 Miller, Bing - 1937
Mills, Brad - 2004-09
 Mills, Buster - 1954
Morgan, Joe - 1985-88
Narron, Jerry - 2003
Niemann, Randy - 2012
Nieves, Juan - 2013-15
Nipper, Al - 1995-96, '06
Norman, Nelson - 2001
Ochoa, Alex - 2012
Okrie, Len - 1961-62, '65-66
Oliver, Dave - 1995-96
 O'Neill, Steve - 1950
 Onslow, Jack - 1934
 Owen, Mickey - 1955-56
 Pennock, Herb - 1936-39
 Pesky, Johnny - 1975-84
 Podres, Johnny - 1980
Pole, Dick - 1998
 Popowski, Eddie - 1967-74, '76
Rice, Jim - 1995-00
Roarke, Mike - 1994
Rodriguez, Victor - 2013-16
Rojas, Euclides - 2003-04
Royster, Jerry - 2012

Runnels, Pete - 1965-66
 Ryan, John - 1923-27
 Schacht, Al - 1935-36
 Schreiber, Paul - 1947-58
 Schulte, John - 1949-50
 Shellenback, Frank - 1940-44
Slider, Rac - 1987-90
Stange, Lee - 1972-74, '81-84
Stanley, Mike - 2002
Starrette, Herm - 1995-97
 Susce, George, C.M. - 1950-54
Sveum, Dale - 2004-05
Thomas, George - 1970
Torchia, Tony - 1985
Treuel, Ralph - 2001, '06
Tuck, Gary - 2007-12
 Turley, Bob - 1964
 Wagner, Charlie - 1970
 Wagner, Heinie - 1927-29
****Wallace, Dave - 2003-06**
Wathan, John - 1994
White, Frank - 1994-96
Williams, Dallas - 2003
Williams, Stan - 1975-76
Willis, Carl - 2015-16
 Woodall, Larry - 1942-48
 York, Rudy - 1959-62
 Yost, Eddie - 1977-84
Young, Curt - 2011
 Zimmer, Don - 1974-76, '92
 *interim **interim in 2003

HEAD TRAINERS

Fadden, Jack - 1950-65
 Froelich, Ed - 1948-50
 *Green, Win - 1940-47
Jameyson, Rick - 2012-15
 LeRoux, Buddy - 1966-74
Lessard, Paul - 2006-09
Moss, Charlie - 1975-94
Pearson, Brad - 2015-16
Reinold, Mike - 2010-11
Rowe, Jim - 1995-05
****Zawacki, Rich - 1981-2000**

*Green was assistant trainer from the mid-1950s through the 1960s.

**Zawacki was the physical therapist with the Red Sox from 1981 and began traveling with the team full-time in 1990.

Relatives Who Played For the Red Sox

BROTHERS	POS.	YEARS	FATHERS/SONS	POS.	YEARS
Barrett, Marty	2B	1982-90	Camilli, Dolf	1B	1945
Barrett, Tommy	2B	1992	Camilli, Doug	Coach	1970-73
Carlyle, Roy	OF	1925-26	Connolly, Sr., Ed	C	1929-32
Carlyle, Cleo	OF	1927	Connolly, Jr., Ed	LHP	1964
Conigliaro, Tony	OF, DH	1964-67, 69-70, 75	Ellsworth, Dick	LHP	1968-69
Conigliaro, Billy	OF	1969-71	Ellsworth, Steve	RHP	1988
Drew, J.D.	RF	2007-11	Ripley, Walt	RHP	1935
Drew, Stephen	SS	2013	Ripley, Allen	RHP	1978-79
Ferrell, Rick	C	1933-37	Sullivan, Haywood	C	1955, '57, 1959-60
Ferrell, Wes	RHP	1934-37	Sullivan, Marc	C	1982, '84-'87
Gaston, Alex	C	1926, 1929	Wood, Smoky Joe	RHP	1908-15
Gaston, Milt	RHP	1929-31	Wood, Joe	RHP	1944
Heving, Johnnie	C	1924-25, 1928-30	GRANDFATHER/SON	POS.	YEARS
Heving, Joe	RHP	1938-40	Collins, John "Shano"	OF	1921-25
Hughes, Long Tom	RHP	1902-03	Gallagher, Bob	PH-PR	1972
Hughes, Ed	RHP	1905-06	Dente, Sam	3B	1947
Johnson, Roy	OF	1932-35	Porcello, Rick	RHP	2015-16
Johnson, Bob	OF	1944-45	UNCLE/NEPHEW	POS.	YEARS
Martinez, Pedro	RHP	1998-04	Aviles, Ramon	INF	1977
Martinez, Ramon	RHP	1999-00	Aviles, Mike	INF	2011-12
Sadowski, Ed	C	1960	Batts, Matt	C	1947-51
Sadowski, Bob	RHP	1966	Heep, Danny	OF	1989-90
			Dallessandro, Dom	OF	1937
			Gernert, Dick	1B-OF	1952-59



The Ferrell brothers, pitcher Wes and catcher Rick, were Red Sox teammates from 1934-37. Photo courtesy of The National Baseball Hall of Fame and Museum.

Award Winners

AL Most Valuable Player (Presented By BBWAA)

YEAR	PLAYER	AVG	HR	RBI
1912	Tris Speaker, CF**	.383	†10	98
1938	Jimmie Foxx, 1B	*.349	50	*175
1946	Ted Williams, LF	.342	38	123
1949	Ted Williams, LF	.343	*43	†159
1958	Jackie Jensen, RF	.286	35	*122
1967	Carl Yastrzemski, LF	*.326	†44	*121
1975	Fred Lynn, CF	.331	21	105
1978	Jim Rice, LF/DH	.315	*46	*139
1995	Mo Vaughn, 1B	.300	39	†126
2008	Dustin Pedroia, 2B	.326	17	83

YEAR	PITCHER	W-L	ERA	SO
1986	Roger Clemens, RHP	*24-4	2.48	238

*led league †tied for league lead **From 1910-14, this award was officially called the Chalmers Award.

AL Cy Young Award (Presented By BBWAA)

YEAR	PITCHER	W	L	ERA	IP	SO
1967	Jim Lonborg	*22	9	3.16	273.1	*246
1986	Roger Clemens	*24	4	*2.48	254.0	238
1987	Roger Clemens	†20	9	2.97	281.2	256
1991	Roger Clemens	18	10	*2.62	*271.1	*241
1999	Pedro Martinez	*23	4	*2.07	213.1	*313
2000	Pedro Martinez	18	6	*1.74	217.0	*284
2016	Rick Porcello	*22	4	3.15	223.0	189

* led league

†tied for league lead

NOTE: In 2000, Martinez was a unanimous choice, the 5th in the AL since the award was split between leagues in 1967. He joined Sandy Koufax (1965-66) and Greg Maddux (1994-95) as the only 3 unanimous consecutive season selections.

AL Rookie of the Year (Presented By BBWAA)

YEAR	PLAYER	AVG	HR	RBI
1950	Walt Dropo, 1B	.322	34	†144
1972	Carlton Fisk, C*	.293	22	61
1975	Fred Lynn, CF	.331	21	105
1997	Nomar Garciaparra, SS*	.306	30	98
2007	Dustin Pedroia, 2B	.317	8	50

YEAR	PITCHER	W-L	ERA	SO
1961	Don Schwall, RHP	15-7	3.22	91

*Unanimous

† tied for league lead

AL Rookie Player/Pitcher of the Month Awards

YEAR	PLAYER	MONTH	YEAR	PLAYER	MONTH
2004	Kevin Youkilis, 3B	May	2007	Dustin Pedroia, 2B	May
2006	Jonathan Papelbon, RHP	April		Jacoby Ellsbury, CF	September
2007	Hideki Okajima, LHP	April	2013	Jose Iglesias, SS-3B	June

Rawlings Gold Glove Award (Presented Since 1957)

21 different Red Sox have won a total of 44 Gold Glove Awards since the award began in 1957. Dwight Evans (8) is the all-time club leader while Carl Yastrzemski is 2nd with 7.

YEAR	PLAYER	POS	YEAR	PLAYER	POS	YEAR	PLAYER	POS
1957	Frank Malzone.....	*3B	1972	Carlton Fisk.....	C	1985	Dwight Evans.....	OF
1958	Frank Malzone.....	3B		Doug Griffen.....	2B	1990	Mike Boddicker.....	P
	Jimmy Piersall.....	CF	1975	Fred Lynn.....	OF		Ellis Burks.....	OF
1959	Frank Malzone.....	3B	1976	Dwight Evans.....	OF	1991	Tony Peña.....	C
	Jackie Jensen.....	RF	1977	Carl Yastrzemski.....	OF	2005	Jason Varitek.....	C
1963	Carl Yastrzemski.....	OF	1978	Dwight Evans.....	OF	2007	Kevin Youkilis.....	1B
1965	Carl Yastrzemski.....	OF		Fred Lynn.....	OF	2008	Dustin Pedroia.....	2B
1967	George Scott.....	1B	1979	Rick Burleson.....	SS	2011	Adrian Gonzalez.....	1B
	Carl Yastrzemski.....	OF		Dwight Evans.....	OF		Dustin Pedroia.....	2B
1968	George Scott.....	1B		Fred Lynn.....	OF		Jacoby Ellsbury.....	CF
	Carl Yastrzemski.....	OF	1980	Fred Lynn.....	OF	2013	Dustin Pedroia.....	2B
	Reggie Smith.....	OF	1981	Dwight Evans.....	OF		Shane Victorino.....	OF
1969	Carl Yastrzemski.....	OF	1982	Dwight Evans.....	OF		Dustin Pedroia.....	2B
1971	Carl Yastrzemski.....	OF	1983	Dwight Evans.....	OF	2016	Mookie Betts.....	RF
	George Scott.....	1B	1984	Dwight Evans.....	OF			

* 1 ML team selected

Award Winners, Continued

Louisville Slugger Silver Slugger Award (Presented Since 1980)

YEAR	PLAYER	POS	YEAR	PLAYER	POS	YEAR	PLAYER	POS
1981	Carney Lansford.....	3B	1990	Ellis Burks.....	OF	2006	David Ortiz.....	DH
	Dwight Evans.....	OF	1991	Wade Boggs.....	3B		Manny Ramirez.....	OF
1983	Wade Boggs.....	3B	1995	John Valentin.....	SS	2007	David Ortiz.....	DH
	Jim Rice.....	OF		Mo Vaughn.....	1B	2008	Dustin Pedroia	2B
1984	Tony Armas.....	OF	1997	Nomar Garciaparra.....	SS	2009	Jason Bay.....	OF
	Jim Rice.....	OF	2001	Manny Ramirez.....	OF	2010	Adrian Beltre.....	3B
1986	Wade Boggs.....	3B	2002	Manny Ramirez.....	OF	2011	Adrian Gonzalez.....	1B
	Don Baylor.....	DH	2003	Bill Mueller.....	3B		Jacoby Ellsbury.....	CF
1987	Wade Boggs.....	3B		Manny Ramirez.....	OF		David Ortiz.....	DH
	Dwight Evans.....	OF	2004	David Ortiz.....	DH	2013	David Ortiz.....	DH
1988	Wade Boggs.....	3B		Manny Ramirez.....	OF	2015	Xander Bogaerts	SS
	Mike Greenwell.....	OF	2005	David Ortiz.....	DH	2016	Mookie Betts	RF
1989	Wade Boggs.....	3B		Manny Ramirez.....	OF		Xander Bogaerts	SS
				Jason Varitek.....	C		David Ortiz.....	DH

BoSox Club Man of the Year

Selected for contributions to the success of the Red Sox and for cooperation in community endeavors, the BoSox Club of Boston Man of the Year Award is presented at the annual BoSox Awards Luncheon near the end of the season.

YEAR	PLAYER	POS	YEAR	PLAYER	POS	YEAR	PLAYER	POS
1967	Rico Petrocelli.....	SS	1984	Mike Easler.....	DH	2001	Ben Mondor.....	EXEC
1968	Mike Andrews.....	2B	1985	Wade Boggs.....	3B	2002	Carlos Baerga.....	INF
1969	Lee Stange.....	RHP	1986	Marty Barrett.....	2B	2003	Ron Jackson.....	Hit. Coach
1970	Gerry Moses.....	C	1987	Bruce Hurst.....	LHP	2004	Jason Varitek.....	C
1971	John Kennedy.....	INF	1988	Bill Fischer.....	Pitch. Coach	2005	Mike Timlin.....	RHP
1972	Bob Montgomery.....	C	1989	Dennis Lamp.....	RHP	2006	Gabe Kapler.....	OF
1973	Tommy Harper.....	LF	1990	Tony Peña.....	C	2007	Kevin Youkilis.....	1B
1974	Rick Miller.....	CF	1991	Tony Fossas.....	LHP	2008	Manny Delcarmen.....	RHP
1975	Denny Doyle.....	2B	1992	Roger Clemens.....	RHP	2009	Mike Lowell.....	3B
1976	Reggie Cleveland.....	RHP	1993	Mo Vaughn.....	1B	2010	Clay Buchholz.....	RHP
1977	Butch Hobson.....	3B	1994	Ken Ryan.....	RHP	2011	Jed Lowrie.....	INF
1978	Bill Campbell.....	RHP	1995	Tim Lincecum.....	3B	2012	Jarrod Saltalamacchia.....	C
1979	Tom Burgmeier.....	LHP	1996	Heathcliff Slocumb.....	RHP	2013	Craig Breslow.....	LHP
1980	Steve Renko.....	RHP	1997	Wendell Kim.....	3B Coach	2014	Victor Rodriguez	Asst. Coach
1981	Jerry Remy.....	2B	1998	Tim Wakefield.....	RHP	2015	Brock Holt	INF/OF
1982	Bob Stanley.....	RHP	1999	Trot Nixon.....	RF	2016	Rick Porcello	RHP
1983	Carl Yastrzemski.....	DH	2000	John Harrington.....	EXEC			

American League Player/Pitcher of the Month Awards

YEAR	PLAYER	MONTH	YEAR	PLAYER	MONTH
1975	Fred Lynn, CF.....	June	1995	Tim Wakefield, RHP.....	July
1976	Luis Tiant, RHP.....	August		Erik Hanson, RHP.....	August
1977	Jim Rice, DH.....	July	1996	Mo Vaughn, 1B.....	May
1978	Jim Rice, LF.....	May	1999	Pedro Martinez, RHP.....	April
	Jim Rice, LF.....	August		Pedro Martinez, RHP.....	May
1979	Fred Lynn, CF.....	August		Nomar Garciaparra, SS.....	May
1980	Chuck Rainey, RHP.....	May		Pedro Martinez, RHP.....	June
	Bob Stanley, RHP.....	August		Pedro Martinez, RHP.....	September
	Jim Rice, LF (tie, E. Murray, BAL).....	September	2000	Pedro Martinez, RHP.....	April
1981	Dwight Evans, RF.....	May	2001	Pedro Martinez, RHP.....	May
	Mark Clear, RHP.....	May		Manny Ramirez, LF.....	April
1984	Tony Armas, CF.....	June	2002	Derek Lowe, RHP.....	April
	Roger Clemens, RHP.....	August		Pedro Martinez, RHP.....	July
1986	Roger Clemens, RHP.....	April		Manny Ramirez, LF.....	September
	Wade Boggs, 3B.....	May	2005	David Ortiz, DH.....	September
	Roger Clemens, RHP.....	June	2006	David Ortiz, DH.....	July
	Bruce Hurst, LHP.....	September	2007	David Ortiz, DH.....	September
1987	Wade Boggs, 3B.....	June	2008	J.D. Drew, RF.....	June
	Dwight Evans, 1B.....	August		Jon Lester, LHP.....	July
1988	Mike Greenwell, LF.....	June		Jon Lester, LHP.....	September
	Roger Clemens, RHP.....	July	2010	David Ortiz, DH.....	May
	Bruce Hurst, LHP.....	August		Jon Lester, LHP.....	May
1989	Nick Esasky, 1B (tie, G. Bell, TOR).....	August		Clay Buchholz, RHP.....	August
1990	Roger Clemens, RHP.....	August		Adrian Gonzalez, 1B.....	June
1991	Roger Clemens, RHP.....	April		Dustin Pedroia , 2B.....	July
	Roger Clemens, RHP.....	September	2013	Clay Buchholz, RHP.....	April
1992	Roger Clemens, RHP.....	May	2016	Jackie Bradley Jr. , CF.....	May
	Roger Clemens, RHP.....	August		Mookie Betts , RF.....	July
1993	Danny Darwin, RHP.....	May		Rick Porcello , RHP.....	September

Award Winners, Continued

Thomas A. Yawkey Red Sox Most Valuable Player Award

Each year the Boston chapter of the Baseball Writers' Association of America presents the Thomas A. Yawkey Award to the Red Sox Most Valuable Player. From 1937 through 1952 the award went to either a Red Sox or a member of the Boston Braves. The Braves moved to Milwaukee prior to the 1953 season and the award became strictly a Red Sox MVP selection. After Mr. Yawkey's death in 1976, the Boston Writers renamed the award in his honor. Multiple winners include Carl Yastrzemski (6), David Ortiz (5), Roger Clemens (4), Dwight Evans (4), Mo Vaughn (4), Ted Williams (4), Pedro Martinez (3), Rick Burleson (2), Carlton Fisk (2), Nomar Garciaparra (2), Jackie Jensen (2), Ellis Kinder (2), Frank Malzone (2), Dustin Pedroia (2) and Jim Rice (2).

YEAR	PLAYER	YEAR	PLAYER	YEAR	PLAYER
1937	Jim Turner, * RHP	1965	Carl Yastrzemski, LF	1992	Roger Clemens, RHP
1938	Jimmie Foxx, RHP	1966	Tony Conigliaro, RF	1993	Mo Vaughn, 1B
1939	Joe Cronin, SS	1967	Carl Yastrzemski, LF	1994	Mo Vaughn, 1B
1940	Johnny Cooney, * OF	1968	Ken Harrelson, 1B-RF	1995	Mo Vaughn, 1B
1941	Ted Williams, LF	1969	Rico Petrocelli, SS-3B	1996	Mo Vaughn, 1B
1942	(No Dinner	1970	Carl Yastrzemski, 1B-LF	1997	Nomar Garciaparra, SS
1943	held during	1971	Reggie Smith, CF-RF	1998	Nomar Garciaparra, SS
1944	World War II)	1972	Carlton Fisk, C	1999	Pedro Martinez, RHP
1945	Tommy Holmes, * RF	1973	Tommy Harper, OF	2000	Pedro Martinez, RHP
1946	Ted Williams, LF	1974	Carl Yastrzemski, 1B-LF	2001	Trot Nixon, RF
1947	Bob Elliott, * 3B	1975	Fred Lynn, CF	2002	Derek Lowe, RHP
1948	Johnny Sain, * RHP	1976	Carl Yastrzemski, 1B-LF		Pedro Martinez, RHP
1949	Ted Williams, LF	1977	Carlton Fisk, C	2003	Jason Varitek, C
1950	Billy Goodman, INF	1978	Jim Rice, LF	2004	David Ortiz, DH-1B
1951	Ellis Kinder, RHP	1979	Rick Burleson, SS	2005	David Ortiz, DH-1B
1952	Walker Cooper, * C	1980	Rick Burleson, SS	2006	David Ortiz, DH-1B
1953	Ellis Kinder, RHP	1981	Dwight Evans, RF	2007	Mike Lowell, 3B
1954	Jackie Jensen, RF	1982	Dwight Evans, RF	2008	Dustin Pedroia, 2B
1955	Ted Williams, LF	1983	Jim Rice, LF	2009	Kevin Youkilis, 1B-3B
1956	Jim Piersall, CF	1984	Dwight Evans, RF	2010	Adrian Beltre, 3B
1957	Frank Malzone, 3B		Tony Armas, CF	2011	Jacoby Ellsbury, CF
1958	Jackie Jensen, RF	1985	Wade Boggs, 3B	2012	Dustin Pedroia, 2B
1959	Frank Malzone, 3B	1986	Roger Clemens, RHP	2013	David Ortiz, DH
1960	Vic Wertz, 1B	1987	Dwight Evans, RF	2014	David Ortiz, DH
1961	Chuck Schilling, 2B	1988	Mike Greenwell, LF	2015	Xander Bogaerts, SS
1962	Eddie Bressoud, SS	1989	Nick Esasky, 1B	2016	Mookie Betts, RF
1963	Carl Yastrzemski, LF	1990	Roger Clemens, RHP		*Boston Braves
1964	Dick Radatz, RHP	1991	Roger Clemens, RHP		

The Boston Baseball Writers Chapter also presents other awards annually, if applicable. Since 1990:

YEAR	RED SOX PITCHER	RED SOX ROOKIE	JENSEN HUSTLE	GOOD GUY
1990	Roger Clemens	Dana Kiecker	Tony Pena	Ken Coleman
1991	Roger Clemens	Phil Plantier	Jeff Gray	Tim Horgan
1992	Roger Clemens	Bob Zupic	Steve Palermo	Ernie Harwell
1993	Danny Darwin	Aaron Sele	Andre Dawson	John Donovan, Jr.
1994	Roger Clemens	Carlos Rodriguez	No Selection	Joe Gildea
1995	Tim Wakefield	Troy O'Leary	No Selection	Frank MacKay
1996	Roger Clemens	No Selection	Bill Haselman	Bill Wanless
1997	Tom Gordon	Nomar Garciaparra	Jeff Frye	Mary Jane Ryan
1998	Pedro Martinez	Jason Varitek	Bret Saberhagen	Jim Corsi
1999	Pedro Martinez	T. Nixon & B. Daubach	Jason Varitek	Mike Port
2000	Pedro Martinez	No Selection	Pete Schourek	Rich Garces
2001	Hideo Nomo	Shea Hillenbrand	Brian Daubach	Jon Miller
2002	Pedro Martinez	Casey Fossum	Tim Wakefield	Johnny Damon
2003	Derek Lowe	No Selection	Kevin Millar	Joe Cochran
2004	Curt Schilling	Kevin Youkilis	Johnny Damon	Joe Castiglione
2005	Tim Wakefield	No Selection	Johnny Damon	J.P. Villaman
2006	Jonathan Papelbon	Jonathan Papelbon	Mike Lowell	Ron Jackson
2007	Josh Beckett	Dustin Pedroia	Kevin Youkilis	Mike Lowell
2008	Jon Lester	Jacoby Ellsbury	Kevin Youkilis	Sean Casey
2009	Jon Lester	Daniel Bard	Nick Green	John Farrell
2010	J. Lester & C. Buchholz	Ryan Kalish	Darnell McDonald	Bill Hall
2011	Alfredo Aceves	Josh Reddick	Dustin Pedroia	Jarrod Saltalamacchia
2012	Clay Buchholz	Will Middlebrooks	Mike Aviles	Cody Ross
2013	Jon Lester	Jose Iglesias	Jonny Gomes	David Ross
2014	Jon Lester	Brock Holt	Dustin Pedroia	Brian Butterfield
2015	Eduardo Rodriguez	Eduardo Rodriguez	Mookie Betts	Don Orsillo
2016	Rick Porcello	N/A	Xander Bogaerts	Steven Wright

Tony Conigliaro Award

In 1990, the Red Sox instituted a national award to honor the memory of their former star outfielder Tony Conigliaro. The award is presented to a Major Leaguer who has overcome adversity through the attributes of spirit, determination and courage that were trademarks of Tony C. A special panel composed of the media, members of the MLB office, Tony's brothers Billy and Richie, and a fan make the selection. The presentation takes place at the Boston BBWAA dinner in January.

Padres infielder **Yangervis Solarte** was the recipient for the 2016 season. In September, Solarte's 31-year-old wife and mother of their three children, Yuliett Pimentel Solarte, succumbed to cancer. Solarte left the club in July to spend four days at his wife's side in the midst of her battle, and again in September when her condition worsened. A week after his wife's death, Solarte returned to the club, their three daughters and his mother accompanying him to San Diego. In 109 games, he batted .286 with career highs in home runs (15) and RBI (71).

The 1st winner was Royals OF Jim Eisenreich, who overcame a neurological movement disorder, Tourette Syndrome, to become a productive performer after being out of baseball for 2 1/2 years. **Bret Saberhagen**, as a Red Sox, won the honor in 1998. After reconstructive surgery in May 1996, months of intensive rehab proved futile. He missed the 1996 season and was signed in Nov. '96 by the Red Sox. He made his 1st start in 2 years on 8/22/97. In 1998, he went 15-8 with a 3.96 in 31 starts. LHP **Jon Lester** was the 2007 award recipient. After undergoing treatment for anaplastic large cell lymphoma, diagnosed in August, 2006, and being declared cancer-free that December, Lester returned to the majors on July 23, 2007. He went 4-0 in 12 games (11 starts) the rest of the season. He made 2 relief appearances in the 2007 ALCS including 3.0 scoreless IP in a Game 4 loss. Jon started and won the decisive WS Game 4 (5.2 scoreless IP) at COL as the Red Sox won their 2nd WS title in 4 seasons. In 2013, Red Sox RHP **John Lackey** was the winner. That season was one of the best of his ML career after he missed all of 2012 recovering from Tommy John surgery. He finished second on the team with 189.1 IP and ranked seventh in the AL with 4.0 SO/BB. He was the winning pitcher in the deciding Game 6 of the 2013 World Series vs. the Cardinals (6.2 IP, 1 R, 9 H, 5 K).

Conigliaro died 2/24/1990 after an 8-year struggle to return from a massive heart attack that left him severely handicapped. Tony signed with the Red Sox in 1963 after graduation from St. Mary's High School in Lynn, MA. In his only minor league season, he hit .363 with 24 HR and 74 RBI in 83 games for Wellsville, earning New York-Penn League MVP Rookie of the Year honors. He broke in with the Red Sox in 1964, hit a HR in his 1st at-bat at Fenway Park, and finished with a .290 AVG and 24 HR to earn an All-Rookie selection. Tony became the youngest player to lead a league in HR with 32 in 1965 and the youngest AL player to reach 100 career HR. Mel Ott was the youngest in history at 22 years, 4 months, 10 days. He was 2nd-youngest (22 years, 6 months, 16 days). His career was tragically shortened when he was hit in the face by a pitch at Fenway Park 8/18/1967. He made a dramatic comeback in 1969, hit 56 HR with 198 RBI in 2 years, but he was never the same player. Conigliaro spent 1971 with the Angels and was out of baseball until he tried another comeback with the Red Sox in 1975. After an excellent Spring Training, he made the regular-season roster and got the team's 1st hit of that season and later the club's 1st HR. He was outrighted to Triple-A Pawtucket in mid-June and retired shortly after.

YEAR	PLAYER	TEAM	YEAR	PLAYER	TEAM	YEAR	PLAYER	TEAM
1990	Jim Eisenreich.....	KC	2000	Kent Mercker	ANA	2008	Rocco Baldelli.....	TB
1991	Dickie Thon.....	PHI		Tony Saunders	FLA	2009	Chris Carpenter.....	STL
1992	Jim Abbott.....	CAL	2001	Jason Johnson	BAL	2010	Joaquin Benoit.....	TB
1993	Bo Jackson.....	CWS		Graeme Lloyd	MON	2011	Tony Campana.....	CHC
1994	Mark Leiter.....	CAL	2002	Jose Rijo	CIN	2012	R.A. Dickey	NYM
1995	Scott Radinsky.....	CWS	2003	Jim Mecir	OAK	2013	John Lackey	BOS
1996	Curtis Pride.....	DET	2004	Dewon Brazelton.....	TB	2014	Wilson Ramos.....	WAS
1997	Eric Davis.....	BAL	2005	Aaron Cook	COL	2015	Mitch Harris.....	STL
1998	Bret Saberhagen.....	BOS	2006	Freddy Sanchez.....	PIT	2016	Yangervis Solarte.....	SD
1999	Mike Lowell	FLA	2007	Jon Lester	BOS			

The Hutch Award

The Hutch Award has been given annually to the Major League player who best exemplifies the character, fighting spirit and competitive desire of the late pitcher (Detroit 1939-53) and manager (Tigers, Cardinals, Reds), Fred Hutchinson. The award, which sits in the Baseball Hall of Fame in Cooperstown, NY, was instituted in 1965 and is sponsored by the Fred Hutchinson Cancer Research Center in Seattle, WA. Five Red Sox players have received the award: **Carl Yastrzemski** in 1967, **Tony Conigliaro** in 1970, **Andre Dawson** in 1994, **Mark Loretta** in 2006, and **Jon Lester** in 2008. Mickey Mantle was the first recipient in 1965. Dustin McGowan was the 2016 Selection.

Heart and Hustle Award

The Heart and Hustle Award is given annually by the Major League Baseball Players Alumni Association to the active Major League player who demonstrates a passion for the game of baseball and best embodies the values, spirit, and tradition of the game. It is the only award in MLB that is voted on by former players. In 2013, **Dustin Pedroia** became the first Red Sox to receive the award. David Eckstein was the first recipient in 2005.

Red Sox in the All-Star Game

Luis Alicea, coach (1).....	2008
Mike Andrews, 2B (1).....	1969
Luis Aparicio, SS (2).....	1971 , 72
Tony Armas, outfield (1).....	1984
Del Baker, coach (1).....	1947
Jason Bay, OF (1).....	2009
Josh Beckett, P (3).....	2007, 2009, 2011
Gary Bell, P (1).....	1968
Adrian Beltre, 3B (1).....	2010
Mookie Betts, OF (1).....	2016
Arnie Beyerle, coach (1).....	2014
Xander Bogaerts, SS (1).....	2016
Wade Boggs, 3B (8).....	1985, 86, 87, 88, 89, 90, 91, 92
Lou Boudreau, coach (1).....	1953
Jackie Bradley Jr., OF.....	2016
Eddie Bressoud, SS (1).....	1964
Tom Brewer, P (1).....	1956
Don Bryant, coach (1).....	1976
Clay Buchholz, P (2).....	2010, 2013
Tom Burgmeier, P (1).....	1980
Ellis Burks, OF (1).....	1990
Rick Burleson, SS (3).....	1977 , 78, 79
Brian Butterfield, coach (1).....	2014
Bill Campbell, P (1).....	1977
Mark Clear, P (1).....	1982
Roger Clemens, P (5).....	1986 , 88, 90, 91, 92
Matt Clement, P (1).....	2005
Greg Colbrunn, coach (1).....	2014
Eddie Collins, coach (1).....	1933
Tony Conigliaro, OF (1).....	1967
Scott Cooper, 3B (2).....	1993, 94
Roger Cramer, OF (4).....	1937, 38, 39 , 40
Joe Cronin, manager, coach, SS (9).....	1935 , 36, 37, 38, 39 , 40*, 41 , 44, 47*, 83†
Ray Culp, P (1).....	1969
Tom Daley, coach (1).....	1940
Johnny Damon, OF (2).....	2002, 2005
Dom DiMaggio, OF (7)....	1941, 42, 46, 49 , 50, 51 , 52
Joe Dobson, P (1).....	1948
Bobby Doerr, 2B (9).....	1941 , 42, 43, 44 , 46 , 47, 48, 50 , 51, 88†
J.D. Drew, OF (1).....	2008
Walter Dropo, 1B (1).....	1950
Dennis Eckersley, P (1).....	1982
Jacoby Ellsbury, OF (1).....	2011
Dwight Evans, OF (3).....	1978, 81, 87
Carl Everett, OF (1).....	2000
John Farrell, coach, manager (2).....	2008, 14
Rick Ferrell, C (4).....	1933 , 34, 35, 36
Dave Ferriss, P (1).....	1946
Lou Finney, OF (1).....	1940
Bill Fischer, coach (1).....	1987
Carlton Fisk, C (7)....	1972, 73 , 74, 76, 77, 78, 80 , 99†
Mike Forniello, P (1).....	1961 (1st G)
Pete Fox, OF (1).....	1944
Jimmie Foxx, 3B, 1B (6).....	1936, 37, 38 , 39, 40 , 41
Terry Francona, manager (2).....	2005*, 08*
Nomar Garciaparra, SS (5).....	1997, 99 , 00, 02, 03
Rich Gedman, C (2).....	1985, 86
Adrian Gonzalez, 1B (1).....	2011
Billy Goodman, 1B, 2B (2).....	1949, 53

Tom Gordon, P (1).....	1998
Mike Greenwell, OF (2).....	1988, 89
Lefty Grove, P (5).....	1935, 36 , 37, 38, 39
DeMarlo Hale, coach (1).....	2008
Erik Hanson, P (1).....	1995
Ken Harrelson, OF (1).....	1968
Mickey Harris, P (1).....	1946
Bill Haselman, coach (1).....	2005
Mike Higgins, coach (1).....	1961 (2nd G)
Shea Hillenbrand, 3B (1).....	2002
Brock Holt (1).....	2015
Tex Hughson, P (3).....	1942, 43, 44
Bruce Hurst, P (1).....	1987
Ron Jackson, coach (1).....	2005
Jackie Jensen, OF (2).....	1955, 58
Bob Johnson, OF (1).....	1944
Darrell Johnson, manager (1).....	1976*
Lynn Jones, coach (1).....	2005
Oscar Judd, P (1).....	1943
George Kell, 3B (2).....	1952, 53
Craig Kimbrel, P (1).....	2016
Bill Lee, P (1).....	1973
Jon Lester, P (3).....	2010, 11, 14
Dana LeVangie, coach (1).....	2014
Jim Lonborg, P (1).....	1967
Mark Loretta, 2B (1).....	2006
Derek Lowe, P (2).....	2000, 02
Torey Lovullo, coach (1).....	2014
Mike Lowell, 3B (1).....	2007
Fred Lynn, OF (6).....	1975, 76 , 77, 78, 79, 80
Dave Magadan, coach (1).....	2008
Frank Malzone, 3B (8).....	1957, 58 , 59, 59 , 60, 60, 63 , 64
Felix Mantilla, 2B (1).....	1965
Pedro Martinez, P (4).....	1998, 99 , 2000, 02
Victor Martinez, C (1).....	2010
John McNamara, manager, coach (2).....	1986, 87*
Brad Mills, coach (2).....	2005, 08
Bill Monbouquette, P (4).....	1960 , 60, 62 (1st G), 63
Joe Morgan, coach (1).....	1989
Jerry Moses, C (1).....	1970
Juan Nieves, coach (1).....	2014
Jose Offerman, 2B (1).....	1999
Hideki Okajima, P (1).....	2007
David Ortiz, DH, 1B (10).....	2004, 05, 06, 07 , 08, 10, 11, 12, 13, 16
Jonathan Papelbon, P (4).....	2006, 07, 08, 09
Mel Parnell, P (2).....	1949 , 51
Dustin Pedroia, 2B (4).....	2008 , 09, 10, 13
Johnny Pesky, SS, coach (2).....	1946 , 63
Rico Petrocelli, SS (2).....	1967, 69
Jimmy Piersall, OF (2).....	1954, 56
Dick Radatz, P (2).....	1963, 64
Manny Ramirez, OF (8).....	2001, 02, 03, 04 , 05, 06 , 07, 08
Jeff Reardon, P (1).....	1991
Jerry Remy, 2B (1).....	1978
Jim Rice, OF, coach (9).....	1977, 78, 79 , 80, 83 , 84, 85 , 86, 99
Victor Rodriguez, coach (1).....	2014
Pete Runnels, 1B, 2B (5).....	1959, 59, 60, 60 , 62 (G2)
Jose Santiago, P (1).....	1968

Bold Red indicates selected to start game

*Manager, AL Team

†Honorary AL Captain

Teams chosen by vote of fans 1947 thru 1957 and 1970 on; 2 games were played 1959-62

Red Sox in the All-Star Game, Continued

Curt Schilling, P (1).....	2004
Don Schwall, P (1).....	1961 (2nd G)
George Scott, 1B (2).....	1966 , 77
Sonny Siebert, P (1).....	1971
Reggie Smith, OF (2).....	1969, 72
Bob Stanley, P (2).....	1979, 83
Vern Stephens, SS, 3B (4).....	1948, 49, 50, 51
Frank Sullivan, P (2).....	1955, 56
Dale Sveum, coach.....	2005
Birdie Tebbetts, C (2).....	1948, 49
Luis Tiant, P (2).....	1974, 76
Gary Tuck, coach (1).....	2008
Koji Uehara, P (1).....	2014
Ugueth Urbina, P (1).....	2002
Jason Varitek, C (2).....	2003, 05
Mo Vaughn, 1B (3).....	1995, 96 , 98

Mickey Vernon, 1B (1).....	1956
Hal Wagner, C (1).....	1946
Tim Wakefield, P (1).....	2009
Dave Wallace, coach.....	2005
Sammy White, C (1).....	1953
Dick Williams, manager (1).....	1968*
Jimmy Williams, coach (1).....	1999
Ted Williams, OF (18).....	1940, 41, 42, 46, 47, 48, 49, 50, 51, 54, 55, 56, 57, 58, 59, 59, 60, 60
Steven Wright, P (1).....	2016
Carl Yastrzemski, OF, 1B (18).....	1963, 65, 66, 67, 68, 69, 70, 71, 72, 73, 74, 75, 76, 77, 78, 79, 82, 83, 89†
Rudy York, 1B (1).....	1946
Kevin Youkilis, 1B, 3B (3).....	2008 , 09, 11
Don Zimmer, coach (1).....	1978

MOST ALL-STAR GAMES AS PLAYER, RED SOX HISTORY

Player	Games
Ted Williams	18
Carl Yastrzemski	18
David Ortiz	10
Bobby Doerr	9
Jim Rice	8
Wade Boggs	8
Frank Malzone	8
Manny Ramirez	8
Dom DiMaggio	7
Carlton Fisk	7
Jimmie Foxx	6
Fred Lynn	6
Roger Clemens	5
Nomar Garciaparra	5
Lefty Grove	5
Pete Runnels	5

YEARS WITH MOST RED SOX ALL-STAR SELECTIONS

Year	Players
1946	8 (DiMaggio, Doerr, Ferriss, Harris, Pesky, Wagner, Williams, York)
1978	7 (Burlleson, Evans, Fisk, Lynn, Remy, Rice, Yastrzemski)
2002	7 (Damon, Garciaparra, Hillenbrand, Lowe, Martinez, Ramirez, Urbina)
2016	6 (Betts, Bogaerts, Bradley Jr., Kimbrel, Ortiz, Wright)
2011	6 (Beckett, Ellsbury, Gonzalez, Lester, Ortiz, Youkilis)
2010	6 (Beltre, Buchholz, Lester, Martinez, Ortiz, Pedroia)
2009	6 (Bay, Beckett, Papelbon, Pedroia, Wakefield, Youkilis)
2008	6 (Drew, Ortiz, Papelbon, Pedroia, Ramirez, Youkilis)
1977	6 (Burlleson, Campbell, Fisk, Lynn, Scott, Yastrzemski)

5 All-Stars: 1940, '41, '48, '49, '50, '51, '56, '69, '79, 2005, '07;

4 All-Stars: 1936, '37, '38, '39, '42, '44, '60g1, '60g2, '63, '67, '68, '72, '76, '80, '86, 2000, '06; **3 All-Stars:** 1935, '43, '53, '55, '58, '59g1, '59g2, '64, '71, '73, '74, '82, '83, '85, '87, '88, '89, '90, '91, '98, '99, 2003, '04, '13; **2 All-Stars:** 1947, '52, '54, '57, '65, '66, '70, '75, '84, '92, '95, 2014; **1 All-Star:** 1933, '34, '61g2, '62g1, '62g2, '81, '93, '94, '96, '97, 2001, '12, '15; **0 All-Stars:** 1945 (no game), '61g1

MOST ALL-STAR STARTS, RED SOX HISTORY

Player	Starts
Ted Williams	12
Carl Yastrzemski	8
Wade Boggs	7
David Ortiz	7
Manny Ramirez	7
Bobby Doerr	5
Frank Malzone	5
Carlton Fisk	4
Fred Lynn	4
Jim Rice	4
Dom DiMaggio	3
Pete Runnels	3
Rick Ferrell	2
Jimmie Foxx	2
Rico Petrocelli	2

YEARS WITH MOST RED SOX ALL-STAR STARTERS

Year	Players
1946	4 (DiMaggio-CF, Doerr-2B, Pesky-SS, Williams-LF)
1949	4 (DiMaggio-RF, Parnell-P, Tebbetts-C, Williams-LF)
2005	4 (Damon-CF, Ortiz-DH, Ramirez-LF, Varitek-C)
2016	4 (Betts-RF, Bogaerts-SS, Bradley Jr.-LF, Ortiz-DH)
1941	3 (Cronin-SS, Doerr-2B, Williams-LF)
1950	3 (Doerr-2B, Dropo-1B, Williams-LF)
1960 (G1)	3 (Malzone-3B, Monbouquette-P, Runnels-2B)
1967	3 (Conigliaro-RF, Petrocelli-SS, Yastrzemski-LF)
1977	3 (Burlleson-SS, Fisk-C, Yastrzemski-CF)
1978	3 (Fisk-C, Lynn-CF, Rice-LF)
1979	3 (Lynn-CF, Rice-RF, Yastrzemski-1B)
2002	3 (Hillenbrand-3B, Lowe-P, Ramirez-LF)
2006	3 (Loretta-2B, Ortiz-1B, Ramirez-LF) - Ramirez DNP
2008	3 (Pedroia-2B, Ramirez-LF, Youkilis-1B)

2 starters: 16 times; **1 starter:** 36 times; **0 starters:** 21 times

Bold Red indicates selected to start game

Teams chosen by vote of fans 1947 thru 1957 and 1970 on; 2 games were played 1959-62

*Manager, AL Team

†Honorary AL Captain

Red Sox in the All-Star Game, Continued

All-Star Game Home Runs by Red Sox

PLAYER	DATE	WHERE	INN.	ON BASE	PITCHER
Ted Williams	7/8/41	DET	9th	2	Claude Passeau
Bobby Doerr	7/13/43	PHI (AL)-a	2nd	2	Mort Cooper
Ted Williams	7/9/46	Fenway	4th	0	Kirby Higbe
Ted Williams	7/9/46	Fenway	8th	2	Rip Sewell
Ted Williams	7/10/56	WAS-b	6th	1	Warren Spahn
Frank Malzone	8/3/59	LAD-c	2nd	0	Don Drysdale
Pete Runnels	7/30/62	CHC	3rd	0	Art Mahaffey
Carl Yastrzemski (PH)	7/15/75	MIL	6th	2	Tom Seaver
Fred Lynn	7/13/76	PHI (NL)	4th	0	Tom Seaver
George Scott	7/19/77	NYN	9th	1	Rich Gossage
Fred Lynn	7/17/79	SEA	1st	1	Steve Carlton
Fred Lynn	7/8/80	LAD-d	5th	1	Bob Welch
Jim Rice	7/6/83	CWS	3rd	0	Atlee Hammaker
Wade Boggs	7/11/89	ANA	1st	0	Rick Reuschel
Manny Ramirez	7/13/04	HOU	1st	1	Roger Clemens
David Ortiz	7/13/04	HOU	6th	1	Carl Pavano
J.D. Drew	7/15/08	NYN	7th	1	Edinson Volquez
Adrian Gonzalez	7/12/11	ARI	4th	0	Cliff Lee

a-Shibe Park

b-Griffith Stadium

c-LA Coliseum

d-Dodger Stadium

Red Sox Pitchers Who Have Started the All-Star Game

PITCHER	YEAR/CITY	DEC.	IP	H	R	ER	BB	SO
Lefty Grove	1936/Boston (NL)	Lost	3.0	3	2	2	2	2
Mel Parnell	1949/Brooklyn	ND	†1.0	3	3	3	1	1
Bill Monbouquette	1960/Kansas City	Lost	2.0	5	4	4	0	2
Dennis Eckersley	1982/Montreal	Lost	3.0	2	3	3	2	1
Roger Clemens*	1986/Houston	Won	3.0	0	0	0	0	2
Pedro Martinez*	1999/Boston	Won	2.0	0	0	0	0	5
Derek Lowe	2002/Milwaukee	ND	2.0	2	1	1	0	0

*Selected MVP

†Faced 3 batters in 2nd inning

Most Hits in an All-Star Game

Ted Williams and Carl Yastrzemski are tied with Joe Medwick for most hits in an All-Star Game with 4. Williams had his 4 (2 singles, 2 home runs) on 7/9/1946 at Fenway Park in a 12-0 American League win. Yastrzemski hit 3 singles and a double on 7/14/1970 in Cincinnati in a 12-inning, 5-4 National League win. He was named Outstanding Player of the game.

All-Star Games at Fenway Park

On 7/13/1999, the Red Sox hosted the 3rd All-Star Game ever to be played at Fenway Park. The American League defeated the National League, 4-1, as Pedro Martinez, the eventual MVP of the Mid-Summer Classic, started and struck out 5 of the 6 batters he faced for the win.

Fenway Park was the site of the 2nd All-Star Game played in 1961. That game featured solid pitching by both sides and ended in a 1-1 tie that was called after 9 innings and a 30-minute rain delay. The Tigers' Rocky Colavito hit a 1st-inning home run for the AL, which managed only 4 hits in the game. The NL's only run scored on an RBI single by the Cardinals' Bill White off Red Sox rookie Don Schwall, who allowed all 5 NL hits in 3.0 innings. The other Red Sox representative at the '61 game at Fenway was manager Mike Higgins, who served as a coach.

The 1st All-Star Game held at Fenway was on 7/9/1946 after a 1-year hiatus due to World War II-related travel restrictions. The American League defeated the National League, 12-0, in a game highlighted by the hitting heroics of Ted Williams. Williams delivered 2 home runs, 2 singles and a walk in his 5 plate appearances, scoring 4 runs and driving in 5 as the AL out-hit the NL, 14-3. In addition to Williams, 7 other Red Sox were AL All-Stars in '46: Johnny Pesky, Dom DiMaggio, Bobby Doerr, Rudy York, Hal Wagner, Dave Ferriss and Mickey Harris.

1945 All-Star Replacement Game

The 1945 All-Star Game was scheduled for Fenway Park. However, due to the on-going war in Europe and with Japan, the game was cancelled, the only year no game has been played since the series began in 1933.

On 7/9-10/1945, there were 9 exhibitions played with proceeds going to benefit war relief efforts. On 7/9, games were played at Chicago's Comiskey Park (Cubs vs. White Sox), New York's Polo Grounds (Yankees vs. Giants), in Great Lakes, IL (Athletics vs. Great Lakes Navy Team), in Cleveland (Reds vs. Indians), and in Indiantown Gap, PA (Pirates vs. Indiantown Gap Army Team). The biggest crowds were 47,144 (Chicago) and 41,267 (New York).

On 7/10, games were played at Washington's Griffith Stadium (Dodgers vs. Senators), St. Louis' Sportsman's Park (Cardinals vs. Browns), Boston's Fenway Park (Braves vs. Red Sox), and Philadelphia's Shibe Park (Phillies vs. Athletics). The highest attendance figures were in Washington (28,791) and St. Louis (24,113).

The only ML team that didn't play was Detroit, which was denied permission to travel to Pittsburgh by the U.S. Government. The Pirates therefore played a U.S. Army team. The A's played a game each day in 2 locations.

The game at Fenway Park drew 22,809 plus 846 servicemen and women and raised \$70,000 for the United War Fund. New Commissioner Senator A.B. "Happy" Chandler made his 1st official visit to Boston and took part in the 1st-pitch ceremonies with Massachusetts Governor Maurice Tobin.

The Red Sox won the game, 8-1, behind rookie pitching star Dave Ferriss and 3 hits, including a home run, by right fielder George "Catfish" Metkovich.

1945 All-Star Replacement Game Box Score

Braves	0	0	0	0	0	0	1	0	0	--	1	7	0
Red Sox	0	2	2	0	0	2	1	1	x	--	8	13	0

Braves - Javery (L), Hutchings (4), J. Tobin (5), Hutchinson (7) and Masi

Red Sox - Ferriss (W), Heflin (4), Hausmann (7) and Garbark, Walters (4)

HR - Metkovich

T - 1:42; Att. - 22,809

Special thanks to Walt Wilson of the Society for American Baseball Research (SABR) and the *Boston Globe* sports department for the information on the 1945 All-Star replacement games.



Ted Williams waved to the crowd at the 1999 All-Star Game.

Red Sox Hall of Fame/Cooperstown

Since its inception in 1995, the Red Sox Hall of Fame has recognized the outstanding careers of former Red Sox players and managers. A 16-member selection committee made up of Red Sox broadcasters and executives, past and present media personnel, and representatives from The Sports Museum of New England and the BoSox Booster Club are responsible for electing candidates. The feats of non-uniformed Red Sox executive personnel/ Red Sox broadcasters are also considered for induction. A memorable moment in Red Sox history is recognized as well for its special significance. To be eligible for nomination, players/managers must have spent at least 3 years with the Red Sox and must have been out of uniform as an active player/manager at least 3 years. Non-uniformed personnel selected and the memorable moment will be chosen only by a unanimous vote of the Selection Committee. The next Red Sox Hall of Fame induction ceremony will take place in 2018.

The Red Sox Hall of Fame's 1995 inaugural class of 16 included 9 inductees who had previously been elected to the National Baseball Hall of Fame. **The names of all 17 Red Sox Hall of Fame inductees who had been enshrined in Cooperstown prior to becoming Red Sox Hall of Famers are in boldface below.**

Red Sox Hall of Famers

NAME	POSITION	INDUCTED	YEARS WITH BOSTON
Barrett, Marty	2B	2012	1982-90
Boggs, Wade*	3B	2004	1982-92
Bresciani, Dick	Executive	2006	1972-2014
Burks, Ellis	CF	2012	1987-92, 2004
Burleson, Rick	SS	2002	1974-80
Carrigan, Bill	C/Manager	2004	1906, 1908-16, 1927-29
Castiglione, Joe	Broadcaster	2014	1983-
Clemens, Roger	RHP	2014	1984-96
Coleman, Ken	Broadcaster	2000	1966-74, 1979-89
Collins, Eddie*	Executive	2006	1933-51
Collins, Jimmy*	3B/Manager	2004	1901-07
Conigliaro, Tony	RF	1995	1964-67, 1969-70, 1975
Cronin, Joe*	SS/Manager	1995	1935-47
Digby, George	Scout	2008	1944-94
DiMaggio, Dom	CF	1995	1940-42, 1946-53
Dobson, Joe	RHP	2012	1941-43, 1946-50, 1954
Doerr, Bobby*	2B/Coach	1995	1937-51, 1967-69
Eckersley, Dennis*	RHP	2004	1978-84, 1998
Evans, Dwight	RF/Coach	2000	1972-90, 2002
Ferrell, Rick*	C	1995	1933-37
Ferrell, Wes	RHP	2008	1934-37
Ferriss, Boo	RHP/Coach	2002	1945-50, 1955-59
Fisk, Carlton*	C	1997	1969, 1971-80
Flagstead, Ira	OF/SS	2016	1923-29
Foxx, Jimmie*	1B	1997	1936-42
Garcia, Nomar	SS	2014	1996-2004
Gardner, Larry	3B	2000	1908-17
Goodman, Billy	INF/OF	2004	1947-57
Gorman, Lou	Executive	2002	1984-2011
Gowdy, Curt*%	Broadcaster	2000	1951-65
Greenwell, Mike	LF	2008	1985-96
Grove, Lefty*	LHP	2002	1934-41
Harper, Tommy	OF/Coach	2010	1972-74, 1980-85, 2000
Harrington, John	Executive	2002	1973-2002
Hooper, Harry*	RF	1997	1909-20
Hughson, Tex	RHP	2002	1941-44, 1946-49
Hurst, Bruce	LHP	2004	1980-88
Kasko, Eddie	SS/Manager/Executive	2010	1966-94
Kenney, Sr., Ed	Executive	2008	1948-91
Kinder, Ellis	RHP	2006	1948-55
Jensen, Jackie	RF	2000	1954-59, 1961
Lee, Bill	LHP	2008	1969-78
Leonard, Dutch	LHP	2012	1913-18
Lewis, Duffy	LF	2002	1910-17
Lonborg, Jim	RHP	2002	1965-71
Lucchino, Larry	President/CEO	2016	2002-2015
Lynn, Fred	CF	2002	1974-80
Malzone, Frank	3B	1995	1955-65
Martin, Ned	Broadcaster	2000	1961-92
Martinez, Pedro*	RHP	2014	1998-2004

*Elected to Cooperstown Hall of Fame. %Curt Gowdy was awarded the Ford C. Frick Award in 1984.

Red Sox Hall of Fame/Cooperstown, Continued

Monbouquette, Bill	RHP	2000	1958-65
Mondor, Ben	PawSox Owner	2004	1977-2010
Mooney, Joe	Groundskeeper	2012	1970-
Morgan, Joe	Coach/Manager	2006	1988-91
O'Connell, Dick	Executive	1997	1949-77
Parnell, Mel	LHP	1997	1947-56
Pennock, Herb*	LHP/Coach	1995	1915-22, 1934, 1936-39
Pesky, Johnny	SS/3B/Coach	1995	1942, 1946-52, 1975-84
Petrocelli, Rico	SS/3B	1997	1963, 1965-76
Piersall, Jimmy	CF	2010	1950, 1952-58
Radatz, Dick	RHP	1997	1962-66
Remy, Jerry	2B	2006	1978-84
Rice, Jim*	LF/Coach	1995	1974-89, 1995-2000
Ruffing, Red*	RHP	1995	1924-30
Runnels, Pete	1B/2B/Coach	2004	1958-62, 1965-66
Ruth, Babe*	LHP/OF	1995	1914-19
Schilling, Curt	RHP	2012	2004-07
Scott, Everett	SS	2008	1914-21
Scott, George	1B	2006	1966-71, 1977-79
Smith, Reggie	CF/RF	2000	1966-73
Speaker, Tris*	CF	2000	1907-15
Stanley, Bob	RHP	2000	1977-89
Stephens, Vern	SS	2006	1948-52
Sullivan, Frank	RHP	2008	1953-60
Sullivan, Haywood	C/Executive	2004	1966-93
Taylor, John I.	Owner	2012	1904-11
Tiant, Luis	RHP	1997	1971-78
Valentin, John	SS/3B	2010	1992-2001
Varitek, Jason	C	2016	1997-2011
Vaughn, Mo	1B	2008	1991-98
Wakefield, Tim	RHP	2016	1995-2011
Williams, Dick*	OF/Manager	2006	1963-64, 1967-69
Williams, Ted*	LF	1995	1939-60
Wood, Smoky Joe	RHP	1995	1908-15
Yastrzemski, Carl*	LF	1995	1961-83
Yawkey, Jean	Owner	1995	1976-92
Yawkey, Tom*	Owner	1995	1933-76
Young, Cy*	RHP	1997	1901-08
Zimmer, Don	Coach/Manager	2010	1974-80, 1992

*Elected to Cooperstown Hall of Fame.

CLASS INDUCTEES

1995	Tony Conigliaro, Joe Cronin, Dom DiMaggio, Bobby Doerr, Rick Ferrell, Frank Malzone, Herb Pennock, Johnny Pesky, Jim Rice, Red Ruffing, Babe Ruth, Ted Williams, Smoky Joe Wood, Carl Yastrzemski, Jean Yawkey, Tom Yawkey
1997	Carlton Fisk, Jimmie Foxx, Harry Hooper, Dick O'Connell, Mel Parnell, Rico Petrocelli, Dick Radatz, Luis Tiant, Cy Young
2000	Ken Coleman, Dwight Evans, Larry Gardner, Curt Gowdy, Jackie Jensen, Ned Martin, Bill Monbouquette, Reggie Smith, Tris Speaker, Bob Stanley
2002	Rick Burleson, Boo Ferriss, Lou Gorman, Lefty Grove, John Harrington, Tex Hughson, Duffy Lewis, Jim Lonborg, Fred Lynn
2004	Wade Boggs, Bill Carrigan, Jimmy Collins, Dennis Eckersley, Billy Goodman, Bruce Hurst, Ben Mondor, Pete Runnels, Haywood Sullivan
2006	Dick Bresciani, Eddie Collins, Ellis Kinder, Joe Morgan, Jerry Remy, George Scott, Vern Stephens, Dick Williams
2008	George Digby, Wes Ferrell, Mike Greenwell, Ed Kenney Sr., Bill Lee, Everett Scott, Frank Sullivan, Mo Vaughn
2010	Tommy Harper, Eddie Kasko, Jimmy Piersall, John Valentin, Don Zimmer
2012	Marty Barrett, Ellis Burks, Joe Dobson, Dutch Leonard, Joe Mooney, Curt Schilling, John I. Taylor
2014	Joe Castiglione, Roger Clemens, Nomar Garciaparra, Pedro Martinez
2016	Ira Flagstead, Larry Lucchino, Jason Varitek, Tim Wakefield

Red Sox Hall of Fame/Cooperstown, Continued

Red Sox Hall of Fame Most Memorable Moments

YEAR	MOMENT
2016	David Ortiz's game-tying grand slam in Game 2 of the 2013 ALCS vs. the Detroit Tigers.
2014	Pedro Martinez's 17-strikeout, one-hit game vs. the Yankees in New York on 9/10/99.
2012	Final game of 1967 season (10/1) when Red Sox clinched the pennant, featuring Carl Yastrzemski and Jim Lonborg.
2010	Tom Brunansky's sliding catch vs. CWS to end the season and clinch the AL East on 10/3/1990.
2008	Ted Williams' last HR on his final at-bat, 9/28/1960 at Fenway Park.
2008	Curt Schilling's 10/19/2004 ALCS Game 6 win in Yankee Stadium.
2006	Dave Roberts' 9th-inning stolen base in Game 4 of the 2004 ALCS in Fenway Park.
2004	Bernie Carbo's 2-out, pinch-hit, game-tying, 3-run HR in the 8th inning of Game 6 in the 1975 WS vs. the Cincinnati Reds in Fenway Park.
2002	Earl Wilson's no-hit game vs. the Los Angeles Angels on 6/26/1962 in Fenway Park, the 1st by an African American in AL history.
2000	Dave Henderson's 9th-inning, 2-out, go-ahead HR in Game 5 of the 1986 ALCS in Anaheim.
1997	Carlton Fisk's 12th-inning, winning HR in Game 6, the 1975 WS vs Cincinnati.
1995	Roger Clemens' 1st ML record 20-K game 4/29/1986 vs. Seattle in Fenway Park.

Other Red Sox in Cooperstown

A number of other Hall of Famers wore Red Sox uniforms:


PLAYER	POSITION	RED SOX YEARS	GAMES	INDUCTED
Jesse Burkett	OF	1905	149	1946
Jack Chesbro	P	1909	1	1946
Al Simmons	OF	1943	40	1953
Heinie Manush	OF	1936	82	1964
Waite Hoyt	P	1919-20	35	1969
Lou Boudreau	SS	1951-52	86	1970
George Kell	2B-OF	1952-54	235	1983
Juan Marichal	P	1974	11	1983
Luis Aparicio	SS	1971-73	367	1984
Ferguson Jenkins	P	1976-77	58	1991
Tom Seaver	P	1986	16	1992
Orlando Cepeda	DH	1973	142	1999
Tony Perez	1B	1980-82	304	2000
Rickey Henderson	OF	2002	72	2009
Andre Dawson	OF	1993-94	196	2010
John Smoltz	P	2009	8	2015

In addition to Jimmy Collins and Joe Cronin, 9 other Cooperstown Hall of Famers have managed the Red Sox:

MANAGER	RED SOX YEARS	GAMES	INDUCTED
Cy Young	1907	6	1937
Hugh Duffy	1921-22	308	1945
Frank Chance	1923	154	1946
Ed Barrow	1918-20	418	1953
Joe McCarthy	1948-50	369	1957
Lou Boudreau	1952-54	463	1970
Bucky Harris	1934	153	1975
Billy Herman	1964-66	310 (includes 2 gms as interim mgr. in 1964)	1975
Dick Williams	1967-69	477	2008

Retired Numbers

The Red Sox first wore numbers on their uniforms in 1931. In 1997 the Red Sox retired No. 42, joining the rest of MLB in honoring the legacy of Jackie Robinson. The organization has retired nine additional numbers: **1** (Bobby Doerr), **4** (Joe Cronin), **6** (Johnny Pesky), **8** (Carl Yastrzemski), **9** (Ted Williams), **14** (Jim Rice), **26** (Wade Boggs), **27** (Carlton Fisk), and **45** (Pedro Martinez).



26-Wade Boggs, 3B

Born: June 15, 1958 in Omaha, NE
Batted/Threw: Left/Right
Number formally retired: May 26, 2016
Red Sox Player: 1982-92

Playing Record

	AVG	G	AB	R	H	2B	3B	HR	TB	RBI	BB	SO	SB
Red Sox Totals	.338	1625	6213	1067	2098	422	47	85	2869	687	1004	470	16
Major League Totals	.328	2440	9180	1513	3010	578	61	118	4064	1014	1412	745	24

Career Highlights

Was a 1st-ballot inductee into the National Baseball Hall of Fame in 2005...With the Red Sox, was an 8-time All-Star (1985-92), won 5 batting titles (1983, '85-88), led the AL in OBP 6 times (1983, '85-89), won 6 Silver Slugger Awards (1983, '86-89, '91), and recorded 200+ hits a franchise-record 7 times (1983-89)...Started 7 straight All-Star Games from 1986-92...During his Boston career (1982-92), led all major leaguers in AVG (.338), hits (2,098), doubles (422), OBP (.428), and times on base (3,124), and paced the AL in walks (1,004) and OPS (.890)...Ranks 2nd in Sox history in AVG behind only Ted Williams, and is 3rd in OBP behind only Williams and Jimmie Foxx...Has played more games at 3B than any other player in club history (1,520)...Led Boston in both hits and AVG in 9 straight years (1983-91)...In 1985 established still-standing club records in hits (240) and multi-hit games (72)...His 135 games with at least 1 hit in 1985 are still tied for the single-season major league record...Totaled at least 200 hits and 100 walks in 4 straight seasons (1986-89), still the longest streak in big league history...Holds the all-time record for seasons leading the AL in intentional walks (6, 1987-92)...Also played with the Yankees (1993-97) and Devil Rays (1998-99)...Became the 23rd member of the 3,000-hit club with a home run on 8/7/99 vs. Cleveland...Is the all-time leader among major league third basemen in times on base (4,445), ranks second at the position in AVG and hits (3,010), and is 3rd in doubles (578), runs scored (1,513), and OBP (.415).



4-Joe Cronin, SS-Mgr.

Born: October 12, 1906 in San Francisco, CA
Died: September 7, 1984 in Osterville, MA
Batted/Threw: Right/Right
Number formally retired: May 29, 1984

Red Sox Player: 1935-45
Red Sox Manager: 1935-47
Red Sox GM: 1948-58

Playing Record

	AVG	G	AB	R	H	2B	3B	HR	TB	RBI	BB	SO	SB
Red Sox Totals	.300	1134	3892	645	1168	270	44	119	1883	737	585	408	31
Major League Totals	.301	2124	7579	1233	2285	515	118	170	3546	1424	1059	700	87


Managerial Record

	W	L	PCT
Red Sox Totals	1071	916	.539
Major League Totals	1236	1055	.540

Career Highlights

1st modern-day player to become a league president...Compiled a .301 AVG in 20 major league seasons...Participated in 12 All-Star Games for AL: player in 6 (1933-35-37-38-39-41), player/manager in 1 (1934), manager in 2 (1940 and 1947), coach in 2 (1936 and 1944), & Honorary Captain in 1 (1983)...The AL won 9 of the 12 games in which he took part...Spent 24 seasons with Red Sox as player, manager and general manager...Managed the Red Sox for 13 seasons (1935-47), most in team history...Leads all Red Sox managers with 1,071 wins (Mike Higgins is 2nd with 543)...Member of Pirates' 1927 World Series team but did not play; ...AL MVP in 1930 at the age of 23 with Senators...Led AL in triples in 1932; led AL in doubles in 1933 and 1938...Managed Senators to Red Sox pennant in first season as player/manager in 1933...Sold to Red Sox after 1934 season for \$250,000 (a tremendous amount in the Depression era) (Red Sox also sent SS Lyn Lary to Washington to complete deal)...In 1940, was named to manage AL All-Star team after league officials ruled Yankees manager Joe McCarthy had managed too many consecutive games (4)...Became 1st player to hit pinch homers in both games of a double-header, June 17, 1943 (in a stretch when he hit three 3-run pinch homers in 4 at-bats)...Holds AL record with 5 pinch-hit home runs in 1943...Playing career ended with a broken leg at Yankee Stadium, 4/19/1945...Managed Red Sox to AL pennant in 1946...Promoted to Red Sox general manager, 9/29/1947...Elected to National Baseball HOF in 1956...Named AL President, 1/31/1959...Named AL Chairman, 1/1/1974...Formally inducted into the Red Sox Hall of Fame, 11/1/1995.

Retired Numbers, Continued



1-Bobby Doerr, 2B

Born: April 7, 1918 in Los Angeles, CA

Batted/Threw: Right/Right

Number formally retired: May 21, 1988

Red Sox Player: 1937-44, '46-'51

Red Sox Coach: 1967-69

Playing Record

	AVG	G	AB	R	H	2B	3B	HR	TB	RBI	BB	SO	SB
Red Sox Totals	.288	1865	7093	1094	2042	381	89	223	3270	1247	809	608	54
Major League Totals	.288	1865	7093	1094	2042	381	89	223	3270	1247	809	608	54

Career Highlights

Ranks among all-time Red Sox leaders in runs, hits, singles, doubles, triples, home runs, RBI, walks, sacrifice hits, extra-base hits, total bases and times on base...Named to All-Star Game 9 times (5 times as starter)...Played 14 seasons with the Red Sox (1937-44, 1946-51), before retiring due to back injury...Had 6 100-RBI seasons, the last in 1950; it would be 26 years before another 2nd baseman would drive in 100 runs (Joe Morgan in 1976)...Led AL with a .528 SLG in 1944...Named *The Sporting News* AL Player of the Year in 1944...Only Red Sox to hit for cycle twice (5/17/44 vs. St. Louis, 5/13/47 vs. Chicago)...Hit .409 (9-22) in 1946 World Series to lead team...Had a home run and 2 RBI in 1948 one-game AL playoff vs. Cleveland...Tied Dom DiMaggio for AL lead with 11 triples in 1950...Coached for Red Sox (1967-69) and Blue Jays (1977-81)...Elected to National Baseball Hall of Fame in 1986...Nine-time AL All-Star and also served as Honorary Captain for the 1988 All-Star Game...Formally inducted into the Red Sox Hall of Fame, 11/11/1995.



27-Carlton Fisk, C

Born: December 26, 1947 in Bellows Falls, VT

Batted/Threw: Right/Right

Number formally retired: September 4, 2000

Red Sox Player: 1969, 1971-80

Playing Record

	AVG	G	AB	R	H	2B	3B	HR	TB	RBI	BB	SO	SB
Red Sox Totals	.284	1078	3860	627	1097	207	33	162	1856	568	389	588	61
Major League Totals	.269	2499	8756	1276	2356	421	47	376	3999	1330	849	1386	128

Career Highlights

Retired with the most games (2,226) and HR (351 of career 376) of any catcher in ML history...After 24 seasons, retired as 1 of 3 catchers in ML history with 300 HR, 1,000 runs scored and 1,000 RBI...Was all-time Red Sox leader in games caught (990) until broken by Jason Varitek in 2006 and second in putouts (5,111)...Overall appeared in 11 All-Star Games, his last in 1991 at the age of 43...A 7-time All-Star (1972-74, 76-78, 80) for Boston, he was voted to start 4 times as a Red Sox...1st unanimous winner of the AL Rookie of the Year Award in 1972...Tied for AL in triples with 9 in 1972...Won the 1972 AL Rawlings Gold Glove Award for defensive excellence...Hit game-winning 12th-inning home run in Game 6 of the 1975 World Series, remembered as one of the most dramatic moments in baseball history...Became just the 5th catcher in major league history to score and drive in 100 or more runs in 1977, when he hit .315 with 106 runs scored and 102 RBI...Set the ML record in 1977 with only 4 passed balls in 151 games (broken by Gary Carter, 1 with Montreal in 1978)...Inducted into the Boston Red Sox Hall of Fame on 9/8/1997...Named AL Honorary Captain for the 1999 All-Star Game at Fenway Park...Became the 13th catcher to be inducted into the National Baseball Hall of Fame in Cooperstown, NY on 7/23/2000.



45-Pedro Martinez, RHP

Born: October 25, 1971 in Managua, DR

Batted/Threw: Right/Right

Number formally retired: July 28, 2015

Red Sox Player: 1998-2004

Playing Record

	W-L	ERA	G	GS	CG	SHO	IP	H	R	ER	HR	BB	SO
Red Sox Totals	117-37	2.52	203	201	22	8	1383.2	1044	428	387	103	309	1683
Major League Totals	219-100	2.93	476	409	46	17	2827.1	2221	1006	919	239	760	3154

Career Highlights

First pitcher, and first foreign-born player, to have number retired by Red Sox...Went 117-37, 2.52 ERA in 7 years with Boston (1998-2004)...Owns best win pct. in team history (.760)...Also tops club records (min. 1,000 IP) with 11.0 SO/9 IP and a .206 opponent AVG...Ranks among top Sox pitchers in SO (1,683), wins (117), and ERA...Won 2 Cy Young Awards with Boston and 3 in career...Was an 8-time All-Star, 4 with the Red Sox...Was key part of 2004 team that brought a World Series title to Boston for the 1st time since 1918...During tenure with Boston, was MLB leader in win pct., ERA, opponent AVG, opponent OPS (.578), and WHIP (0.98), and also AL leader in SO rate...Was starter, winner, and MVP of memorable 1999 All-Star Game at Fenway Park, striking out 5 of 6 batters faced: Larkin, Walker, McGwire, Sosa, Bagwell (Williams reached on error and was caught stealing)...Career .687 winning pct. (219-100) ranks 2nd since 1900 (more than 250 dec.)...Best career opponent OBP (.276) in the live ball era (since 1920) and 2nd-best opponent AVG (.214) - min. 2,500 IP...Led MLB in ERA a record 5 times, including 4 of first 5 years with Red Sox: 1999 (2.07), 2000 (1.74), 2002 (2.26), and 2003 (2.22)...Won AL strikeout title in 1999 (313), 2000 (284), and 2002 (239)...Was unanimous AL Cy Young Award winner in back-to-back seasons, 1999 and 2000...Won AL pitching Triple Crown in 1999 with Red Sox-record 313 SO in 213.1 IP, and set MLB record striking out 38% pct. of batters faced...His 1.74 ERA in 2000 is the best by an AL pitcher since 1968...Also established modern MLB records for lowest opponent AVG (.167), lowest opponent OBP (.213), and WHIP (0.74) in 2000...Inducted into the Boston Red Sox Hall of Fame on 8/14/2014...Became the 2nd Dominican-born player to be inducted into the National Baseball Hall of Fame in Cooperstown, NY on 7/26/2015 (joining Juan Marichal)...Last game of Red Sox playing career was his World Series victory in Game 3 in St. Louis in 2004.



6-Johnny Pesky, SS-3B

Born: February 27, 1919 in Portland, OR

Died: August 13, 2012 in Danvers, MA

Batted/Threw: Left/Right

Number formally retired: September 28, 2008

Red Sox Player: 1942, 1946-52

Red Sox Manager: 1963-64, '80

Red Sox Broadcaster: 1969-74

Red Sox Coach: 1975-84

Playing Record

	AVG	G	AB	R	H	2B	3B	HR	TB	RBI	BB	SO	SB
Red Sox Totals	.313	1029	4085	776	1277	196	46	13	1604	361	581	189	48
Major League Totals	.307	1270	4745	867	1455	226	50	17	1820	404	662	218	53


Managerial Record

	W	L	PCT
Red Sox Totals	147	179	.451
Major League Totals	147	179	.451

Career Highlights

Ranks among Boston's career leaders in OBP, runs and at-bats per strikeout...Ranks 8th with all-time .313 AVG with Red Sox (min. 2000 PA)...Led AL with over 200 hits in 1st 3 Red Sox seasons, 1st ML player to do so...Led ML with 205 hits in 1942, club rookie record until Garciaparra's 209 in 1997...3, 200-hit seasons were Red Sox record until surpassed by Boggs (7) and Rice (4)...Batted .331 in rookie 1942 season, 2nd behind Ted Williams (.356) in the AL...Scored an AL record 6 runs 5/8/1946 vs. Chicago...Coached Triple-A Denver in 1955 and managed in the Detroit system with 5 teams, 1956-60...Spent part of 1959 managing the Cinco Estrellas of the Nicaraguan Winter League...Managed the Seattle Rainiers of the Pacific Coast League in Red Sox system, 1961-62...Managed Boston 1963-64 and the last 5 games of 1980, compiling an overall 147-179 record (.451)...Was a coach with the Pirates, 1965-67...Managed Pittsburgh's Triple-A Columbus club in 1968...Was Red Sox radio/TV analyst, 1969-74...Red Sox first base coach, 1975-84...Served as special assistant to Red Sox general manager, 1985-92...Interim manager at Triple-A Pawtucket for part of 1990 season...Served as special assistant for Red Sox player development, 1993-99...Inducted into the inaugural class of the Red Sox Hall of Fame in 1995...Named Red Sox special assignment instructor in 2000...Fenway Park's right-field foul pole officially dedicated Pesky Pole on 9/27/2006. 2012 was Pesky's 61st season with the Red Sox organization.

Retired Numbers, Continued



14-Jim Rice, LF

Born: March 8, 1953 in Anderson, SC

Batted/Threw: Right/Right

Number formally retired: July 28, 2009

Red Sox Player: 1974-89


Red Sox Coach: 1995-00

Playing Record

	AVG	G	AB	R	H	2B	3B	HR	TB	RBI	BB	SO	SB
Red Sox Totals	.298	2089	8225	1249	2452	373	79	382	4129	1451	670	1423	58
Major League Totals	.298	2089	8225	1249	2452	373	79	382	4129	1451	670	1423	58

Career Highlights

Ranks among all-time Red Sox leaders in runs, hits, singles, doubles, triples, home runs, runs batted in, walks, slugging pct., hits by pitch, extra-base hits, total bases and times on base...An 8-time All-Star (1977-80, 80, 83-86), he was voted to start 4 times...Only AL player to reach 400 TB since 1937 (406 in 1978)...Hit 20 or more home runs 11 times and drove in 100 runs 8 times...Had 2 3-HR games...Had 4, 200-hit seasons; only player to have 3 straight 35-homer, 200-hit years (1977-79)...Led AL in total bases 3 straight years (1977-79) to tie Ted Williams and Ty Cobb for AL record...Led AL in total bases in 1977 (382), 1979 (369) and 1983 (344)...Led the ML in home runs (46), RBI (139), triples (15), total bases (406), hits (213) and slugging pct. (.600) in 1978; became the only player to lead either league in HR, 3B and RBI in same season...Named AL MVP and AL Player of the Year by *The Sporting News* in 1978...Led AL in at-bats (677), games (163) and extra-base hits (86) in 1978...Named to the AL All-Star team by *The Sporting News*, UPI and AP in 1978...Named winner of the Thomas A. Yawkey Red Sox MVP Award by the Boston Writers in 1978...Tied for AL lead in RBI (126) in 1983...Was Red Sox roving minor league hitting instructor, 1992-94...Inducted into the inaugural class of the Red Sox Hall of Fame in 1995...Was Red Sox hitting coach, 1995-2000...Selected as a coach for the 1999 All-Star Game at Fenway Park...Inducted into the Ted Williams Hitters Hall of Fame in 2001...Elected to National Baseball Hall of Fame in 2009.



9-Ted Williams, LF

Born: August 30, 1918 in San Diego, CA

Died: July 5, 2002 in Inverness, FL

Batted/Threw: Left/Right

Number formally retired: May 29, 1984

Red Sox Player: 1939-42, 1946-60

Playing Record


	AVG	G	AB	R	H	2B	3B	HR	TB	RBI	BB	SO	SB
Red Sox Totals	.344	2292	7706	1798	2654	525	71	521	4884	1839	2021	709	24
Major League Totals	.344	2292	7706	1798	2654	525	71	521	4884	1839	2021	709	24

Managerial Record

	W	L	PCT
Major League Totals	273	364	.429

Career Highlights

Was an 18-time AL All-Star...Holds ML rookie record for most RBI with 145...Hit a Red Sox record 17 grand slams...Tied for AL record with Babe Ruth, Reggie Jackson, and Alex Rodriguez with 20 or more home runs in 16 seasons...Holds ML career record with .482 career on-base percentage...2nd all-time with a .634 career slugging percentage (Babe Ruth .690)...One of 4 players to have stolen bases in 4 decades, also Tim Lincecum, Sr., Rickey Henderson, and Omar Vizquel...Holds ML record for most successive times reaching base safely, 16, in Sept. 1957 (2 1B, 4 HR, 9 BB, 1 HBP)...Holds ML record for most consecutive years leading in walks, 6...Led AL in total bases in 5 seasons (1939, 42, 46-47, 51)...Led AL in on-base percentage in 12 seasons (1940-42, 46-49, 51, 54, 56-58)...Led AL in walks in 8 seasons (1941-42, 46-49, 51, 54)...Led AL in slugging in 9 seasons (1941-42, 46-49, 51, 54, 57)...Led AL in batting in 6 seasons (1941-42, 47-48, 57-58)...Led AL in home runs in 4 seasons (1941-42, 47, 49)...*The Sporting News* No. 1 Major League Player 5 times (1941-42, 47, 49, 57)...Won AL Triple Crown twice (1942, 47)...Hit for the cycle, 7/21/1946...Is the last ML player ever to hit .400 in a season with a .406 AVG in 1941...Named AL Most Valuable Player in 1946 and 1949...Hit 3 home runs in a game twice in 1957, 5/8 and 6/13 (also 7/14/1946)...Oldest player to win batting title with .388 AVG in 1957 at age 39...Won again in 1958 at age 40...Named Major League Baseball's Player of the Decade for the 1950's...Elected to National Baseball Hall of Fame in 1966...Named to starting outfield on Greatest Living Team, 1969...Voted Greatest Red Sox Player of all time by fans, 1969 and 1982...Managed Wash.-Texas, 1969-72 (Wash. - 219-264; Texas - 54-100)...Named Red Sox Consultant, Organizational Hitting Instructor, 1978...Member of Hall of Fame's Committee on Veterans, 1986-2002...Formally inducted into the Red Sox Hall of Fame, 11/1/1995.



8-Carl Yastrzemski, LF-1B

Born: August 22, 1939 in Southampton LI, NY

Batted/Threw: Left/Right

Number formally retired: August 6, 1989

Red Sox Player: 1961-83

Playing Record

	AVG	G	AB	R	H	2B	3B	HR	TB	RBI	BB	SO	SB
Red Sox Totals	.285	3308	11988	1816	3419	646	59	452	5539	1844	1845	1393	168
Major League Totals	.285	3308	11988	1816	3419	646	59	452	5539	1844	1845	1393	168

Career Highlights

Set AL record with 3,308 games played, 11,988 at-bats and 13,990 plate appearances...1st AL player with 400 homers and 3,000 hits (Cal Ripken, Jr. reached the plateau in 2000)...Shares the ML record w/Brooks Robinson for playing 23 consecutive seasons with a single club...AL record 20 consecutive seasons with 100 or more games played...2nd player to get 100 hits in 22 years (with Ty Cobb), Pete Rose became the 3rd in 1984...Only player to collect 100 hits in his first 20 years...2nd to play in 100 games in 22 Years, AL Record (H. Aaron also 22, Rose ML Record, 23)...Was 18-time AL All-Star...Held AL record with 190 career intentional walks until mark was broken by George Brett (228)...Led AL outfielders in assists a record 7 times...Totaled 195 outfield assists in his career...Earned 7 Gold Glove Awards...Led AL in batting AVG in 1963 (.321), 1967 (.326) and 1968 (.301)...Led AL in slugging percentage in 1965 (.536), 1967 (.622) and 1970 (.592)...Led AL in total bases in 1967 (360) and 70 (335)...AL Most Valuable Player and Triple Crown winner in 1967...*The Sporting News* AL Player of the Year, 1967...*Sporting News* No. 1 Major League Player, 1967...Selected Outstanding Player of 1970 All-Star Game...Led AL in sacrifice flies in 1972 (9) and 1977 (11)...Tied ML record with 5 homers in 2 consecutive games, 5/19-20/1976...Held Red Sox outfield record with 354 consecutive errorless chances, 7/28/1976-4/7/1978, until Coco Crisp exceeded the mark with 429 total chances, 7/21/2006-8/7/2007...Tied ML record with a 1.000 outfield fielding percentage in 1977...Received the Joe Cronin AL Award for Significant Achievement in 1979...Was AL Honorary Captain for the 1989 All-Star Game...Elected to National Baseball Hall of Fame in 1989...With Johnny Bench became the 18th and 19th players elected to Hall of Fame on 1st ballot...Received 95 percent of Hall of Fame vote, at the time the 7th-highest total in history...1st Little League alumnus to be elected to Hall of Fame...Formally inducted into the Red Sox Hall of Fame, 11/1/1995.



History

The Red Sox announced on 1/26/17 that they will retire David Ortiz's #34 prior to the club's game against the Los Angeles Angels of Anaheim on 6/23/17.



NATIONAL BASEBALL HALL OF FAME AND MUSEUM

25 Main Street, Cooperstown, New York 13326

Phone: (607) 547-7200 Fax: (607) 547-2044

Public Relations: (607) 547-0215

E-mail address: info@baseballhall.org

Website: baseballhall.org

Summer Hours: Memorial Day Weekend - Labor Day Weekend: 9 a.m. to 9 p.m.

Regular Hours: 9 a.m. to 5 p.m.

Holiday Closings: Thanksgiving Day, Christmas Day, and New Year's Day.

DIRECTORY: Jane Forbes Clark (Chairman), Joe Morgan (Vice Chairman), Jeff Idelson (President), Jeff Jones (Senior Vice President of Finance and Administration), Sean Gahagan (Vice President, Retail Merchandising & Licensing), Erik Strohl (Vice President, Exhibitions and Collections), Ken Meifert (Vice President, Sponsorship & Development)

RESEARCH AND LIBRARY CONTACTS: Jim Gates (Librarian)

PR CONTACTS: Jon Shestakofsky (Vice President, Communications & Education) and Craig Muder (Comm. Director)

HALL OF FAME WEEKEND 2017: July 28-31

Class of 2017: Jeff Bagwell, Tim Lincecum, Ivan Rodriguez,

John Schuerholz, Bud Selig

Awards: Sat. July 29, 4:30 p.m., ET, Doubleday Field

Induction: Sun. July 30, 1:30 p.m. ET, Clark Sports Center

HALL OF FAME CLASSIC 2017: May 26-28

Legends Game and Special Events

Game: Sat. May 27, Doubleday Field

For more information, visit baseballhall.org

RED SOX IN THE HALL OF FAME

A total of 43 former players, managers and executives in the Hall of Fame spent some or part of their professional careers with the Boston Red Sox, including 2015 BBWAA Inductees Pedro Martínez and John Smoltz. Ten of the other 41 men spent a majority of their careers with the Red Sox including: Wade Boggs, Jimmy Collins, Joe Cronin, Bobby Doerr, Harry Hooper, Jim Rice, Ted Williams, Carl Yastrzemski, Cy Young and Thomas Yawkey. For a complete list of Boston Red Sox in the Hall of Fame, visit the "Hall of Famers" team pages at www.baseballhall.org.

NOTABLE RED SOX ARTIFACTS IN COOPERSTOWN

- Home jersey worn by Mookie Betts during the 2016 season.
- An "axe-handle" Victus bat used by Dustin Pedroia during Sept. 2015.
- Bat used by World Series MVP David Ortiz throughout the 2013 postseason.
- Spikes worn during the 2013 World Series by Koji Uehara.
- Bat and batting gloves used by Jonny Gomes to hit his three-run home run in Game 4 of the 2013 World Series.
- Jacket worn during Game 6 of the 2013 World Series by manager John Farrell.
- Batting gloves worn by David Ortiz on July 4, 2012 when he hit his 400th career HR.
- Two May 20, 2011 tickets, the first time the Cubs visited Fenway since the 1918 Series.
- Spikes worn by Boston's David Ortiz, new HR record for a DH, Sept. 15, 2009.
- Helmet from Manny Ramirez 500th home run on May 31, 2008.
- Ball signed by Kevin Youkilis from his record-setting 194th consecutive errorless game at first base on April 2, 2008.
- Spikes from Jon Lester and a ball and ticket from his no-hitter on May 19, 2008.
- Bat used in Game Four by 2004 Series MVP Manny Ramirez, to tie the postseason record for longest hitting streak at 17.
- Jersey worn by Pedro Martínez when he struck out five of the first six National League hitters he faced in the 1999 MLB All-Star Game at Fenway Park.
- Triple Crown Award won by Carl Yastrzemski in 1967; led the A.L. in batting .326 with 44 home runs and 121 RBI.
- Bat and ball used to register Ted Williams' 500th home run on June 17, 1960.



Jersey worn by
Mookie Betts
during 2016
season.

A LOOK AHEAD TO 2018

Ballots for the 2018 Hall of Fame/BBWAA election will be distributed following the 2017 season with results from the voting scheduled to be announced in January 2018. A partial list of first-year candidates for election includes: Andrew Jones, Chipper Jones, Jim Thome and Omar Vizquel. Historical information on past BBWAA elections and the election process can be accessed at www.baseballhall.org or by contacting the Hall of Fame Communications department.

CONNECT TO COOPERSTOWN

- For up-to-the-minute news from Cooperstown, visit at www.baseballhall.org. Stay up-to-date on all the activity at the Hall of Fame's official site and through social networking on Facebook, Instagram, Twitter and YouTube.
- If you would like to receive interesting stories and timely news items direct from the Hall of Fame and get the inside track on the latest happenings in Cooperstown, sign up for *Inside Pitch*. There's no cost to receive our weekly electronic newsletter in your e-mail box at home or work and it's easy to enroll! Just log on to www.baseballhall.org/support.
- If you have an interest in receiving *Around The Horn*, the Hall's monthly media newsletter, please send an e-mail to info@baseballhall.org. Be sure to include your name, name of organization and e-mail address. Or visit www.baseballhall.org/media-info.

RESEARCH ASSISTANCE

The Hall of Fame is pleased to provide assistance in baseball research and members of the media are encouraged to utilize this valuable baseball resource whenever necessary by calling the Public Relations department at (607) 547-0215, or the Library Reference desk at (607) 547-0330.

Annual Standings and Attendance

YEAR	POS	W - L	PCT.	GA/GB	MANAGER	ATTENDANCE
1901	2	79 - 57	.581	4	James J. Collins	289,448
1902	3	77 - 60	.562	6 1/2	James J. Collins	348,567
1903	1E	91 - 47	.659	14 1/2	James J. Collins	379,338
1904	1	95 - 59	.617	1 1/2	James J. Collins	*623,295
1905	4	78 - 74	.513	16	James J. Collins	466,828
1906	8	49 - 105	.318	45 1/2	Collins, Charles S. Stahl	410,209
1907	7	59 - 90	.396	32 1/2	G. Huff, B. Unglaub, C. Young, J. McGuire	436,777
1908	5	75 - 79	.487	15 1/2	McGuire, Fred Lake	473,048
1909	3	88 - 63	.583	9 1/2	Fred Lake	668,965
1910	4	81 - 72	.529	22 1/2	Patrick J. Donovan	584,619
1911	5	78 - 75	.510	24	Patrick J. Donovan	503,961
1912	1E	105 - 47	.691	14	J. Garland (Jake) Stahl	597,096
1913	4	79 - 71	.527	15 1/2	Stahl, William F. Carrigan	437,194
1914	2	91 - 62	.595	8 1/2	William F. Carrigan	*481,359
1915	1E	101 - 50	.669	2 1/2	William F. Carrigan	*539,885
1916	1E	91 - 63	.591	2	William F. Carrigan	496,397
1917	2	90 - 62	.592	9	John J. Barry	387,856
1918	1E	75 - 51	.595	2 1/2	Edward G. Barrow	249,513
1919	6	66 - 71	.482	20 1/2	Edward G. Barrow	417,291
1920	5	72 - 81	.471	25 1/2	Edward G. Barrow	402,445
1921	5	75 - 79	.487	23 1/2	Hugh Duffy	279,273
1922	8	61 - 93	.396	33	Hugh Duffy	259,184
1923	8	61 - 91	.401	37	Frank L. Chance	229,688
1924	7	67 - 87	.435	25	Lee A. Fohl	448,556
1925	8	47 - 105	.309	49 1/2	Lee A. Fohl	267,782
1926	8	46 - 107	.301	44 1/2	Lee A. Fohl	285,155
1927	8	51 - 103	.331	59	William F. Carrigan	305,275
1928	8	57 - 96	.373	43 1/2	William F. Carrigan	396,920
1929	8	58 - 96	.377	48	William F. Carrigan	394,620
1930	8	52 - 102	.338	50	Charles H. Wagner	444,045
1931	6	62 - 90	.408	45	John F. (Shano) Collins	350,975
1932	8	43 - 111	.279	64	Collins, Martin J. McManus	182,150
1933	7	63 - 86	.423	34 1/2	Martin J. McManus	268,715
1934	4	76 - 76	.500	24	Stanley R. (Bucky) Harris	610,640
1935	4	78 - 75	.510	16	Joseph E. Cronin	558,568
1936	6	74 - 80	.481	28 1/2	Joseph E. Cronin	626,895
1937	5	80 - 72	.526	21	Joseph E. Cronin	559,659
1938	2	88 - 61	.591	9 1/2	Joseph E. Cronin	646,459
1939	2	89 - 62	.589	17	Joseph E. Cronin	573,070
1940	4	82 - 72	.532	8	Joseph E. Cronin	716,234
1941	2	84 - 70	.545	17	Joseph E. Cronin	718,497
1942	2	93 - 59	.612	9	Joseph E. Cronin	730,340
1943	7	68 - 84	.447	29	Joseph E. Cronin	358,275
1944	4	77 - 77	.500	12	Joseph E. Cronin	506,975
1945	7	71 - 83	.461	17 1/2	Joseph E. Cronin	603,794
1946	1	104 - 50	.675	12	Joseph E. Cronin	1,416,944
1947	3	83 - 71	.539	14	Joseph E. Cronin	1,427,315
1948	2	96 - 59	.619	1	Joseph V. McCarthy	1,558,798
1949	2	96 - 58	.623	1	Joseph V. McCarthy	1,596,650
1950	3	94 - 60	.610	4	McCarthy, Stephen F. O'Neill	1,344,080
1951	3	87 - 67	.565	11	Stephen F. O'Neill	1,312,282
1952	6	76 - 78	.494	19	Louis Boudreau	1,115,750
1953	4	84 - 69	.549	16	Louis Boudreau	1,026,133
1954	4	69 - 85	.448	42	Louis Boudreau	931,127
1955	4	84 - 70	.545	12	Michael F. Higgins	1,203,200
1956	4	84 - 70	.545	13	Michael F. Higgins	1,137,158
1957	3	82 - 72	.532	16	Michael F. Higgins	1,181,087
1958	3	79 - 75	.513	13	Michael F. Higgins	1,077,047
1959	5	75 - 79	.487	19	Higgins, R. York, William F. Jurgens	984,102
1960	7	65 - 89	.422	32	Jurgens, Higgins, Del Baker	1,129,866
1961	6	76 - 86	.469	33	Michael F. Higgins	850,589
1962	8	76 - 84	.475	19	Michael F. Higgins	733,080
1963	7	76 - 85	.472	28	John M. Pesky	942,642
1964	8	72 - 90	.444	27	Pesky, William J. Herman	883,276
1965	9	62 - 100	.383	40	William J. Herman	652,201
1966	9	72 - 90	.444	26	Herman, James E. (Pete) Runnels	811,172
1967	1	92 - 70	.568	1	Richard H. Williams	*1,727,832
1968	4	86 - 76	.531	17	Richard H. Williams	1,940,788
1969	3E	87 - 75	.537	22	Williams, Edward J. Popowski	*1,833,246

Annual Standings and Attendance, Continued

YEAR	POS	W - L	PCT.	GA/GB	MANAGER	ATTENDANCE
1970	3E	87 - 75	.537	21	Edward M. Kasko	*1,595,278
1971	3E	85 - 77	.525	18	Edward M. Kasko	*1,678,732
1972	2E	85 - 70	.548	1/2	Edward M. Kasko	1,441,718
1973	2E	89 - 73	.549	8	Edward M. Kasko	1,481,002
1974	3E	84 - 78	.519	7	Darrell D. Johnson	*1,566,411
1975	1E§	95 - 65	.594	4 1/2	Darrell D. Johnson	*1,748,587
1976	3E	83 - 79	.512	15 1/2	Johnson, Donald W. Zimmer	1,895,846
1977	2TE	97 - 64	.602	2 1/2	Donald W. Zimmer	2,074,549
1978	2E	99 - 64	.607	1	Donald W. Zimmer	2,320,643
1979	3E	91 - 69	.569	11 1/2	Donald W. Zimmer	2,353,114
1980	4E	83 - 77	.519	19	Zimmer, John M. Pesky	1,956,092
1981	5E†	59 - 49	.546	2 1/2†	Ralph G. Houk	1,060,379
	2TE	29 - 23	.558	1 1/2	2nd half	
	5E	30 - 26	.536	4	1st half	
1982	3E	89 - 73	.549	6	Ralph G. Houk	1,950,124
1983	6E	78 - 84	.481	20	Ralph G. Houk	1,782,285
1984	4E	86 - 76	.531	18	Ralph G. Houk	1,661,618
1985	5E	81 - 81	.500	18 1/2	John F. McNamara	1,786,633
1986	1E§	95 - 66	.590	5 1/2	John F. McNamara	2,147,641
1987	5E	78 - 84	.481	20	John F. McNamara	2,231,551
1988	1E	89 - 73	.549	1	McNamara, Jos. M. Morgan	2,464,851
1989	3E	83 - 79	.512	6	Joseph M. Morgan	2,510,012
1990	1E	88 - 74	.543	2	Joseph M. Morgan	2,528,986
1991	2TE	84 - 78	.519	7	Joseph M. Morgan	2,562,435
1992	7E	73 - 89	.451	23	Clell L. Hobson	2,468,574
1993	5E	80 - 82	.494	15	Clell L. Hobson	2,422,021
1994	4E	54 - 61	.470	17	Clell L. Hobson	1,775,818
1995	1E	86 - 58	.597	7	Kevin C. Kennedy	2,164,410
1996	3E	85 - 77	.525	7	Kevin C. Kennedy	2,315,231
1997	4E	78 - 84	.481	20	James F. Williams	2,226,136
1998	2E	92 - 70	.568	22	James F. Williams	2,343,947
1999	2E†	94 - 68	.580	4	James F. Williams	2,446,162
2000	2E	85 - 77	.525	2 1/2	James F. Williams	2,586,024
2001	2E	82 - 79	.509	13 1/2	Williams, Joseph T. Kerrigan	2,625,333
2002	2E	93 - 69	.574	10 1/2	William G. Little	2,650,063
2003	2E†	95 - 67	.586	6	William G. Little	2,724,162
2004	2E†	98 - 64	.605	3	Terry J. Francona	2,837,304
2005	1TE	95 - 67	.586	15	Terry J. Francona	2,847,888
2006	3E	86 - 76	.531	11	Terry J. Francona	2,930,588
2007	1E†	96 - 66	.593	2	Terry J. Francona	2,971,025
2008	2E†	95 - 67	.586	2	Terry J. Francona	3,048,248
2009	2E	95 - 67	.586	8	Terry J. Francona	3,062,699
2010	3E	89 - 73	.549	7	Terry J. Francona	3,046,444
2011	3E	90 - 72	.556	7	Terry J. Francona	3,054,001
2012	5E	69 - 93	.426	26	Robert J. Valentine	3,043,003
2013	1E†	97 - 65	.599	5 1/2	John E. Farrell	2,833,333
2014	5E	71 - 91	.438	25	John E. Farrell	2,956,089
2015	5E	78 - 84	.497	15 1/2	John E. Farrell	2,880,694
2016	1E	93 - 69	.574	4	John E. Farrell	2,955,434
TOTALS		9,317 - 8,707	.517			

Bold-Played in Postseason *led AL EWon WS §Won ALCS ‡Won Div. Series †Overall record

Best Record

Year	W	L	Pct.
1912	105	47	.691
1946	104	50	.675
1915	101	50	.669
1903	91	47	.659
1949	96	58	.623
1948	96	59	.619
1904	95	59	.617
1942	93	59	.612
1950	94	60	.610
1978	99	64	.607

Best Home Record

Year	W	L	Pct.
1946	61	16	.792
1949	61	16	.792
1912	57	20	.740
1915	55	20	.733
1978	59	23	.720
1950	55	22	.714
1903	49	20	.710
1901	49	20	.710
1948	55	23	.705
1918	49	21	.700

Best Road Record

Year	W	L	Pct.
1912	48	27	.640
2002	51	30	.630
1904	46	29	.613
1995	44	28	.611
1939	47	30	.610
1903	42	27	.609
1917	45	29	.608
1975	48	31	.608
1915	46	30	.605
1914	47	31	.603

Cumulative Standings

Since Divisional Play (1969-2016)

	W	L	PCT.
New York (AL)	4,269	3,364	.559
Boston	4,124	3,518	.540
Los Angeles (NL)	4,096	3,550	.536
St. Louis	4,020	3,619	.526
Oakland	3,962	3,683	.518

Since 3-Divisional Play (1995-2016)

	W	L	PCT.
New York (AL)	2,071	1,471	.585
Atlanta	1,972	1,571	.557
Boston	1,942	1,603	.548
St. Louis	1,931	1,612	.545
Los Angeles (NL)	1,895	1,650	.535

Since Free Agency (1976-2016)

	W	L	PCT.
New York (AL)	3,683	2,826	.566
Boston	3,512	3,005	.539
Los Angeles (NL)	3,465	3,056	.531
St. Louis	3,443	3,069	.529
Atlanta	3,379	3,129	.519

Since New Ownership (2002-2016)

	W	L	PCT.
New York (AL)	1,410	1,019	.580
St. Louis	1,362	1,067	.561
Boston	1,340	1,090	.551
Los Angeles (AL)	1,333	1,097	.549
Los Angeles (NL)	1,307	1,122	.538

Suspended Games and Doubleheaders

Suspended Games Since 1970

DATE	OPP.	SUSP.	TIME	SCORE	REASON	RESUMED	RESULT	INN.
4/16/2010	vs. TB	8 1/2	11:24 p.m.	1-1	Rain	4/17	L 1-3	12
5/3/1996	vs. TOR	6	1:06 a.m.	6-1	Curfew	5/4	W 8-7	9
7/27/1994	at NYY	8 1/2	11:22 p.m.	3-3	Rain	7/28	L 3-4	11
4/28/1989	at TEX	10	1:21 a.m.	6-6	Curfew	4/29	L 6-7	12
9/3/1981	vs. SEA	19	1:16 a.m.	7-7	Curfew	9/4	L 7-8	20
5/4/1981	at KC	10	1:12 a.m.	5-5	Curfew	5/5	W 8-7	12
8/2/1978	at NYY	14	1:16 a.m.	5-5	Curfew	8/3	W 7-5	17

Doubleheaders at Home

LAST, single admission	9/21/1998 vs. TB
LAST, originally scheduled single admission	8/30/1978 vs. TOR
LAST, day/night	7/5/2014 vs. BAL
LAST SWEEP	6/18/2012 vs. TB
LAST TIME SWEPT	5/1/2014 vs. TB

Doubleheaders on Road

LAST, single admission	5/1/2004 at TEX
LAST, originally scheduled single admission	7/27/1984 at DET
LAST, day/night	5/18/2016 at KC
LAST SWEEP	8/24/2007 at CWS
LAST TIME SWEPT	7/20/2015 at LAA

Largest Win-Loss Margins

Wins

DATE	OPP.	SCORE	RUNS
6/8/1950	vs. STL	29-4	+25
9/27/1940	vs. WAS	24-4	+20
6/18/1953	vs. DET	23-3	+20
6/24/1949	vs. STL	21-2	+19
4/30/1950 (G1)	vs. PHA	19-0	+19
8/21/1986	at CLE	24-5	+19
7/11/1954 (G1)	at PHA	18-0	+18
7/23/2002 (G1)	vs. TB	22-4	+18
4/24/1906	at WAS	19-2	+17
6/27/2003	vs. FLA	25-8	+17

Losses

DATE	OPP.	SCORE	RUNS
7/7/1923 (G1)	at CLE	3-27	-24
6/19/2000	vs. NYY	1-22	-21
9/28/1923	vs. NYY	4-24	-20
5/18/1955	vs. CLE	0-19	-19
5/20/1994	at MIN	2-21	-19
7/2/2016	vs. LAA	2-21	-19
5/1/1929	vs. PHA	6-24	-18
6/20/1980	vs. CAL	2-20	-18
4/16/1990	vs. MIL	0-18	-18
8/31/2012	at OAK	2-20	-18

Winningest Months

20-Win Months

REC.	MONTH	YEAR	REC.	MONTH	YEAR	REC.	MONTH	YEAR
25-9	July	1948	21-7	Aug.	2004	20-8	May	2007
24-6	Aug.	1950	21-7	May	1986	20-8	May	2002
23-7	Aug.	1995	21-8	July	1955	20-8	May	1999
23-7	May	1978	21-8	June	1912	20-8	June	1979
23-8	Aug.	1949	21-9	July	1988	20-9	June	1990
23-9	Aug.	1942	21-9	Sept.	1914	20-9	Sept.	1972
23-10	July	1939	21-9	July	1912	20-9	June	1955
23-10	July	1910	21-11	Aug.	1946	20-9	July	1918
22-8	Sept.	1977	21-13	June	1961	20-10	July	1946
22-9	Aug.	1996	20-5	June	1901	20-10	July	1916
22-10	July	1915	20-6	July	2011	20-12	July	1972
22-11	July	1975	20-7	July	1993	20-15	Aug.	1967
21-6	May	1946	20-7	Aug.	1980			
21-6	Aug.	1915	20-7	Sept.	1915			
			20-7	Aug.	1912			

Best Monthly Records

MOST WINS

March	1-1	2008
April	18-8	1998, 2003, 2013
May	23-7	1978
June	21-8	1912
	21-13	1961
July	25-9	1948
August	24-6	1950
Sept.	22-8	1977
Oct.	8-2	1904

BEST WINNING PERCENTAGE

March	1-1	.500	2008
April	11-2	.846	1918
May	21-6	.778	1946
June	20-5	.800	1901
July	20-6	.769	2011
August	24-6	.800	1950
Sept.	19-5	.792	1949
Oct.	7-0	1.000	1905

NOTE: There have been 12 other years in which the Red Sox were undefeated in October with fewer than 7 wins.

Milestone Victories in Red Sox History

VICTORY	DATE	OPPONENT	SCORE	WINNING PITCHER
1	4/30/1901	at Philadelphia	8-6 (10)	Cy Young
100	6/5/1902	at Cleveland	3-2	Cy Young
500	7/21/1907	at Chicago	3-0 (G1)	George Winter
1,000	7/29/1913	vs. Chicago	2-0 (G1)	Rube Foster
2,000	7/19/1927	at Cleveland	6-5 (G2)	Slim Harriss
3,000	9/1/1941	vs. Washington	10-2 (G2)	Joe Dobson
4,000	7/5/1953	at Philadelphia	10-2	Mel Parnell
5,000	8/27/1966	at Baltimore	3-2	Jim Lonborg
6,000	5/6/1978	vs. Chicago	6-4	Bob Stanley
7,000	4/14/1990	vs. Milwaukee	4-3	Roger Clemens
8,000	5/8/2002	at Oakland	12-6	John Burkett
9,000	5/10/2013	vs. Toronto	5-0	Jon Lester

Red Sox Earliest/Latest Win Dates

WINS	EARLIEST	LATEST	WINS	EARLIEST	LATEST
20	5/2/2013	7/16/1927 and 1932	85	8/24/1946	10/4/1972
30	5/20/2002	8/18/1932	90	8/30/1946	10/3/1904
40	6/6/2002	9/13/1925	95	9/4/1946	10/10/1904
50	6/25/1978	9/24/1927	100	9/21/1946	10/6/1915
55	7/6/1978	9/21/1929 and 1931 *			
60	7/16/1978	9/29/1923			
65	7/21/1946	9/29/2013			
70	7/30/1946	9/27/1905, 1920 and 1992			
75	8/8/1946	10/7/1908			
80	8/16/1946	10/1/1937, 1985; 10/5/2001 **			

*The 55th win of 1981 came on 9/23 of a season interrupted by a strike.

**The 2001 season was halted for 6 days due to the tragic events of 9/11.

Team and Player Streaks

Longest Red Sox Single-Season Winning Streaks

STREAK	FROM	THROUGH	STREAK	FROM	THROUGH
15 games	4/25/1946	5/10/1946	10 games	7/14/1967	7/23/1967
13 games	7/18/1948	7/27/1948		5/21/1951	5/30/1951
12 games	6/16/2006	6/29/2006		5/20/1917	5/31/1917*
	8/3/1995	8/14/1995	9 games	8/28/1912	9/6/1912
	7/15/1988	7/25/1988		6/3/2011	6/12/2011
	5/29/1946	6/11/1946*		4/30/2002	5/9/2002
	7/4/1939	7/16/1939		8/22/1989	8/29/1989
	7/28/1937	8/8/1937*		8/24/1980	9/2/1980
11 games	9/15/2016	9/25/2016		6/9/1978	6/17/1978
	4/15/2009	4/27/2009		8/31/1948	9/9/1948
	8/30/1986	9/10/1986		6/4/1944	6/15/1944
	7/28/1977	8/10/1977		8/20/1942	8/26/1942
	8/15/1950	8/25/1950		6/7/1942	6/16/1942
	9/13/1949	9/27/1949		9/1/1919	9/11/1919
	8/4/1909	8/18/1909		6/15/1912	6/24/1912
	5/28/1903	6/8/1903		7/12/1910	7/19/1910
10 games	8/24/2004	9/3/2004		6/14/1901	6/22/1901
	7/16/1993	7/25/1993	* plus 1 tie game within the streak		
	8/24/1990	9/2/1990			
	7/7/1975	7/19/1975			

Longest Red Sox Single-Season Losing Streaks

STREAK	FROM	THROUGH	STREAK	FROM	THROUGH
20 games	5/1/1906	5/24/1906	9 games	8/25/2001	9/4/2001
17 games	8/20/1926	9/7/1926		6/24/1977	7/3/1977
16 games	9/12/1907	10/2/1907**		8/2/1963	8/11/1963
15 games	6/21/1927	7/4/1927		9/23/1951	9/30/1951
14 games	5/17/1930	5/31/1930		8/18/1933	8/23/1933
11 games	6/8/1994	6/19/1994		6/18/1925	6/27/1925
	7/31/1932	8/10/1932		7/12/1924	7/21/1924
	7/25/1930	8/3/1930		7/27/1922	8/4/1922
10 games	5/15/2014	5/25/2014	** plus 2 tie games within the streak		
	4/29/1976	5/11/1976			
	5/14/1960	5/24/1960			
	9/17/1944	9/26/1944			
	8/12/1927	8/24/1927			

Red Sox Consecutive Games Played Streaks

GAMES	PLAYER	FROM	THROUGH
832	Everett Scott*	6/20/1916	10/2/1921
535	Buck Freeman	7/27/1901	6/6/1905
475	Frank Malzone	5/21/1957	6/7/1960
448	Candy LaChance	4/19/1902	4/28/1905
413	Freddy Parent	4/26/1901	9/25/1903
408	Freddy Parent	5/23/1904	9/4/1906
380	Dwight Evans	10/4/1980	8/6/1983
360	Vern Stephens	4/19/1948	8/28/1950
352	Bobby Doerr	7/19/1942	8/22/1944
350	Carl Yastrzemski	7/27/1968	8/21/1970

* Overall Scott played in 1,307 consecutive games, including 4/12/22-5/5/25 with the Yankees.

Red Sox Consecutive Innings Streaks

INNINGS	PLAYER	FROM	THROUGH
3,873	Candy LaChance	5/23/1902 (1st inn.)	4/28/1905 (9th inn.)
2,935	Buck Freeman	7/29/1901 (1st inn.)	9/9/1903-G1 (3rd inn.)
2,726	Frank Malzone	6/12/1958 (1st inn.)	6/7/1960 (9th inn.)

NOTE: Thanks to Trent McCotter of SABR for this research.

Attendance Records

10 Largest Crowds Since 1967

Due to ballpark expansion since 2002, the seating capacity of Fenway Park has increased. Since 1967, the top 10 paid regular season attendances are:

ATTENDANCE	DATE	OPPONENT	RESULT
38,540	9/18/2013	Baltimore	L3-5 (12)
38,525	8/16/2011 (G1)	Tampa Bay	W3-1
38,477	8/4/2011	Cleveland	L3-7
38,422	6/21/2011	San Diego	L4-5
38,416	8/7/2012	Texas	L3-6
38,413	7/19/2012	Chicago (AL)	W3-1
38,378	7/26/2016	Detroit	L8-9
38,347	5/21/2009	Toronto	W5-1
38,334	7/16/2012	Chicago (AL)	W5-1
38,329	7/27/2011	Kansas City	W12-5

All-Time Record Crowds

47,627	9/22/1935 (DH) vs. NYY
46,995	8/19/1934 (DH) vs. DET
46,766	8/12/1934 (DH) vs. NYY

Post-War Single-Game Record*

38,540	9/18/2013 vs. BAL
--------	-------------------

*Regular season

Postseason Single-Game Record

39,530	10/10/2016 vs. CLE (ALDS G3 - night)
--------	--------------------------------------

Night Game Record

38,477	8/4/2011 vs. CLE
--------	------------------

Opening Day Record

37,440	4/4/2010 vs. NYY (night)
--------	--------------------------

All-Time Single-Season Attendance Highs

RANK	ATTENDANCE	YEAR
1.	3,062,699	2009
2.	3,054,001	2011
3.	3,048,248	2008
4.	3,046,444	2010
5.	3,043,003	2012
6.	2,971,025	2007
7.	2,956,089	2014
8.	2,955,434	2016
9.	2,930,588	2006
10.	2,880,694	2015

Top 5 AL Attendance Ranks Since 2002

2016	2015	2014	2013	2012	2011	2010
TOR 3,392,099	NYY 3,193,795	NYY 3,401,624	NYY 3,279,589	NYY 3,542,406	NYY 3,653,680	NYY 3,765,807
NYY 3,063,405	LAA 3,012,765	LAA 3,095,935	TEX 3,178,273	TEX 3,460,280	MIN 3,168,107	LAA 3,250,756
LAA 3,016,142	BOS 2,880,694	BOS 2,956,089	DET 3,083,397	LAA 3,061,770	LAA 3,166,321	MIN 3,223,640
BOS 2,955,434	TOR 2,794,891	DET 2,917,209	LAA 3,019,505	BOS 3,043,003	BOS 3,054,001	BOS 3,046,444
TEX 2,710,402	DET 2,726,048	TEX 2,718,733	BOS 2,833,333	DET 3,028,033	TEX 2,946,949	TEX 2,505,171

2009	2008	2007	2006	2005	2004	2003
NYY 3,674,495	NYY 4,287,132	NYY 4,271,083	NYY 4,243,780	NYY 4,090,692	NYY 3,775,292	NYY 3,465,585
LAA 3,240,374	LAA 3,336,747	LAA 3,365,632	LAA 3,406,790	LAA 3,404,686	ANA 3,375,677	SEA 3,268,864
BOS 3,062,699	DET 3,202,645	DET 3,047,139	CWS 2,957,411	BOS 2,847,888	SEA 2,940,731	ANA 3,061,090
DET 2,567,193	BOS 3,048,248	BOS 2,971,025	BOS 2,930,588	SEA 2,725,549	BOS 2,837,304	BOS 2,724,162
MIN 2,416,237	CWS 2,500,648	CWS 2,684,395	DET 2,595,937	BAL 2,624,740	BAL 2,747,573	BAL 2,454,523

2002

SEA 3,540,658
NYY 3,465,807
BAL 2,682,917
BOS 2,650,063
CLE 2,616,940

Red Sox Road Attendance

The Red Sox drew 2,615,524 on the road in 81 dates in 2016 (32,290 average), the highest total in the AL. It was the 50th straight year they topped 1 million on the road. The years they have drawn 2 million or more away from Fenway Park:

YEAR	ATTENDANCE	YEAR	ATTENDANCE	YEAR	ATTENDANCE
1978.....	2,183,113	1997.....	2,139,097	2007.....	3,130,043
1979.....	2,132,807	1998.....	2,427,873	2008.....	3,107,743
1986.....	2,266,765	1999.....	2,395,593	2009.....	2,743,392
1988.....	2,200,047	2000.....	2,524,776	2010.....	2,615,214
1989.....	2,394,851	2001.....	2,700,811	2011.....	2,591,963
1990.....	2,398,449	2002.....	2,474,060	2012.....	2,514,090
1991.....	2,331,280	2003.....	2,443,539	2013.....	2,676,645
1992.....	2,359,528	2004.....	2,880,236	2014.....	2,581,250
1993.....	2,542,249	2005.....	3,054,438	2015.....	2,613,343
1996.....	2,113,889	2006.....	2,924,019	2016.....	2,615,524

Attendance Records, Continued

Crowds of 60,000 on the Road

There are 22 known regular season games and 3 postseason games that the Red Sox have played before a paid attendance of at least 60,000.

Single-Game Highs

ATTENDANCE	DATE	OPP.
75,997	8/26/1951	at CLE
74,747	5/16/1947	at NYY (n)
73,982	8/28/1949	at CLE
69,755	8/26/1948	at NYY
69,551	10/1/1949	at NYY
68,055	10/2/1949	at NYY
67,916	8/9/1958	at NYY
66,956	9/26/1949	at NYY
66,924	9/24/1950	at NYY
66,875	9/7/1949	at NYY
65,813	4/11/1992	at CLE

Doubleheader Highs

ATTENDANCE	DATE	OPP.
81,841	5/30/1938	at NYY
73,728	5/30/1950	at NYY
73,599	7/17/1949	at CLE
71,513	7/30/1950	at CLE
63,876	7/4/1949	at NYY

Postseason

ATTENDANCE	DATE	OPP.
64,223	10/12/1986	at CAL (ALCS)
64,223	10/11/1986	at CAL (ALCS)
64,206	10/10/1986	at CAL (ALCS)

Most Recent (Since 1986)

ATTENDANCE	DATE	OPP.
61,068	9/1/2003	at PHI
60,960	6/22/2003	at PHI
65,813	4/11/1992	at CLE



The Red Sox sold out 794 consecutive regular season games from 5/15/03-4/8/13, the longest regular season sellout streak in major league sports history.

Club Season Records

General

MOST PLAYERS	56 in 2012
MOST PLAYERS, making first appearance for Boston	41 in 1995
FEWEST PLAYERS	18+ in 1904
MOST PITCHERS	28 in 2006
MOST GAMES	163 in 1985; 1978; 1961
MOST GAMES, ahead during a season	16.5, 9/4-6/1946; 9/14-15/1912
MOST EXTRA-INNING GAMES	31+ in 1943 (15-14-2)
MOST ONE-RUN GAMES	59 in 1961 (32-27) and 1943 (29-30)
FEWEST ONE-RUN GAMES	28 in 1901 (14-14)
MOST GAMES WON, by one run	35 in 1953 (lost 16)
FEWEST GAMES WON, by one run	13 in 2002 (lost 23) and 1989 (lost 25)
MOST GAMES LOST, by one run	36 in 1930 (won 17)
FEWEST GAMES LOST, by one run	10 in 1986 (won 24)
MOST GAMES WON	105 in 1912
MOST CONSECUTIVE GAMES WON, start of season	6 in 1918
MOST CONSECUTIVE GAMES WON, season	15 in 1946
MOST CONSECUTIVE GAMES WON, home	24+ in 1988
MOST CONSECUTIVE GAMES WON, road	15 in 1939
MOST CONSECUTIVE GAMES WON, following All-Star Break	12 in 1988
MOST CONSECUTIVE GAMES WON, end of season	8 in 1905
MOST GAMES LOST	111 in 1932
MOST CONSECUTIVE GAMES LOST, start of season	8 in 1945
MOST CONSECUTIVE GAMES LOST, season	20 in 1906
MOST CONSECUTIVE GAMES LOST, home	19 in 1906
MOST CONSECUTIVE GAMES LOST, road	18 in 1932
MOST CONSECUTIVE GAMES LOST, following All-Star Break	7 in 2015
MOST CONSECUTIVE GAMES LOST, end of season	9 in 1951
MOST CONSECUTIVE YEARS, postseason appearances	3, 2007-09; 2003-05
HIGHEST WINNING PERCENTAGE691 in 1912 (105-47)
LOWEST WINNING PERCENTAGE279 in 1932 (43-111)
MOST SHUTOUTS WON	26 in 1918
MOST SHUTOUTS LOST	28 in 1906
MOST 1-0 GAMES WON	8 in 1918 (lost 11)
MOST 1-0 GAMES LOST	7 in 1914 (won 21); 1909 (won 23)
TIMES FINISHED, first	17
TIMES FINISHED, second	23
TIMES FINISHED, last	14
+ML record (since 1900) ++tied for ML record *AL record **tied for AL record	

Longest Games by Innings

INN.	DATE	OPPONENT	SCORE	SOX PITCHER OF RECORD
24	9/1/1906	vs. PHA	1-4	Joe Harris
20	9/3-4/1981	vs. SEA	7-8	Bob Stanley
20	7/27/1969	at SEA	5-3	Jim Lonborg
20	8/29/1967 (G2)	at NYY	3-4	Darrell Brandon
20	7/4/1905	vs. PHA	2-4	Cy Young
19	4/10/2015	at NYY	6-5	Steven Wright
19	8/9/2014	at LAA	4-5	Brandon Workman
19	7/9/2006	at CWS	5-6	Rudy Seanez
19	8/1/2000	at SEA	4-5	Jeff Fassero
19	4/11/1992	at CLE	7-5	Mike Gardiner
19	7/13/1951	at CWS	4-5	Harry Taylor
18	8/25/2001	at TEX	7-8	Derek Lowe
18	6/5/2001	vs. DET	4-3	Tim Wakefield
18	8/25/1968	at BAL	2-3	Jerry Stephenson
18	4/16/1967	at NYY	6-7	Lee Stange
18	9/5/1927 (G1)	vs. NYY	12-11	Hal Wiltse

Individual Batting Records

Single Season

MOST AT-BATS	684, Nomar Garciaparra, 1997
MOST BASES ON BALLS, right-handed	119, Jimmie Foxx, 1938
MOST BASES ON BALLS, left-handed	162, Ted Williams, 1947, 1949
MOST BASES ON BALLS, switch-hitter	96, Jose Offerman, 1999
MOST BASES ON BALLS, intentional	33*, Ted Williams, 1957
HIGHEST BATTING AVERAGE, right-handed372, Nomar Garciaparra, 2000
HIGHEST BATTING AVERAGE, left-handed406, Ted Williams, 1941
HIGHEST BATTING AVERAGE, switch-hitter326, Bill Mueller, 2003
MOST DOUBLES	67+, Earl Webb, 1931
MOST EXTRA-BASE HITS	92, Jimmie Foxx, 1938
MOST GAMES	163, Jim Rice, 1978
MOST GAMES HIT SAFELY	135+,, Wade Boggs, 1985
MOST GROUNDED INTO DOUBLE PLAYS	36+, Jim Rice, 1984
MOST HIT BY PITCHER	35*, Don Baylor, 1986
MOST HITS, right-handed	214, Mookie Betts, 2016
MOST HITS, left-handed	240, Wade Boggs, 1985
MOST HITS, switch-hitter	176, Reggie Smith, 1970
MOST HITS, consecutive	12+,, Mike Higgins (plus 2 BB), 1938
MOST HITS, month	53, Dom DiMaggio, August 1950; Johnny Pesky, August 1946
LONGEST HITTING STREAK	34, Dom DiMaggio, 1949
LONGEST HITTING STREAK, to start season	20, Eddie Bressoud, 1964
MOST MULTI-HIT GAMES	72, Wade Boggs, 1985
MOST MULTI-HIT GAMES, consecutive	9, Kevin Youkilis, 2007; Jim Rice, 1978; Roy Johnson, 1934
MOST HOME RUNS, right-hander	50, Jimmie Foxx, 1938
MOST HOME RUNS, left-hander	54, David Ortiz, 2006
MOST HOME RUNS, switch-hitter	34, Carl Everett, 2000
MOST HOME RUNS, home	35, Jimmie Foxx, 1938
MOST HOME RUNS, road	32***, David Ortiz, 2006
MOST HOME RUNS, month	14, David Ortiz, July 2006; Jackie Jensen, June 1958
HIGHEST ON-BASE PERCENTAGE553*, Ted Williams, 1941
LONGEST ON-BASE STREAK, consecutive PA	16+, Ted Williams, 9/17-23/57 (2 singles, 4 HR, 9 BB, 1 HBP)
LONGEST ON-BASE STREAK, consecutive games	84+, Ted Williams, 1949
MOST PLATE APPEARANCES	758, Wade Boggs, 1985
MOST RUNS	150, Ted Williams, 1949
MOST RUNS BATTED IN, right-hander	175, Jimmie Foxx, 1938
MOST RUNS BATTED IN, left-hander	159, Ted Williams, 1949
MOST RUNS BATTED IN, switch-hitter	108, Carl Everett, 2000
MOST RUNS BATTED IN, leadoff hitter	98, Nomar Garciaparra, 1997
MOST RUNS BATTED IN, consecutive games	12, Ted Williams (18 RBI), 1942; Joe Cronin (19 RBI), 1939
MOST RUNS BATTED IN, pinch-hitter	25+,, Joe Cronin, 1943
MOST RUNS BATTED IN, back-to-back games	14, Rudy York, July 26-27, 1946
MOST SACRIFICE FLIES	12, Jackie Jensen, 1955, 1959; Jim Piersall, 1956
MOST SACRIFICE HITS	54, Jack Barry, 1917
MOST SINGLES	187, Wade Boggs, 1985
HIGHEST SLUGGING PERCENTAGE735, Ted Williams, 1941
MOST STOLEN BASES	70, Jacoby Ellsbury, 2009
MOST STOLEN BASES, consecutive	20, Julio Lugo, 2007
MOST CAUGHT STEALING	31, Duffy Lewis, 1914
MOST STRIKEOUTS, right-hander	187, Mike Napoli, 2013
MOST STRIKEOUTS, left-hander	154, Mo Vaughn, 1996, 1997
MOST STRIKEOUTS, switch-hitter	177*, Mark Bellhorn, 2004
FEWEST STRIKEOUTS (minimum 400 at-bats)	9, Stuffey McInnis, 1921
MOST TOTAL BASES	406, Jim Rice, 1978
MOST TRIPLES	22, Tris Speaker, 1913

Single Season Rookie

MOST AT-BATS	684, Nomar Garciaparra, 1997
MOST BASES ON BALLS	107+, Ted Williams, 1939
MOST BASES ON BALLS, intentional	13, George Scott, 1966
HIGHEST BATTING AVERAGE342, Patsy Dougherty, 1902
MOST DOUBLES	47*, Fred Lynn, 1975

+ML record (since 1900) ++tied for ML record *AL record **tied for AL record

Individual Batting Records, Continued

MOST EXTRA-BASE HITS	86, Ted Williams, 1939
MOST GAMES	162, George Scott, 1966
MOST HITS	209, Nomar Garciaparra, 1997
LONGEST HITTING STREAK	30 games*, Nomar Garciaparra, 1997
MOST HOME RUNS	34, Walt Dropo, 1950
HIGHEST ON-BASE PERCENTAGE436, Ted Williams, 1939
MOST RUNS	131, Ted Williams, 1939
MOST RUNS BATTED IN	145+, Ted Williams, 1939
MOST SINGLES	165, Johnny Pesky, 1942
HIGHEST SLUGGING PERCENTAGE609, Ted Williams, 1939
MOST STOLEN BASES	50, Jacoby Ellsbury, 2008
MOST STRIKEOUTS	152, George Scott, 1966
FEWEST STRIKEOUTS (minimum 400 at-bats)	20, Tony Lupien, 1942
MOST TOTAL BASES	365, Nomar Garciaparra, 1997
MOST TRIPLES	17, Russ Scarritt, 1929

Single Game

MOST TIMES FACED PITCHER, 9 innings	8++, Clyde Vollmer, 6/8/1950 vs. STL
MOST TIMES FACED PITCHER, no at-bats	6++, Jimmie Foxx, 6/16/1938 (6 BB) at STL
MOST RUNS	6++, Spike Owen, 8/21/1986 at CLE; Johnny Pesky, 5/8/1946 vs. CWS
MOST HITS, 9 innings	6**, Jimmy Piersall, 6/10/1953-G1 (5 1B, 2B) at STL
MOST HITS, extra innings	6, Nomar Garciaparra, 6/21/2003 (6 1B), 13 inn. at PHI; Jerry Remy, 9/3/1981 (6 1B), 20 inn. vs. SEA; Pete Runnels, 8/30/1960-G1 (5 1B, 2B), 15 inn. vs. DET
MOST HITS IN A DOUBLEHEADER (not a day-night DH)	9, Pete Runnels, 8/30/1960 (25 inn.) vs. DET
MOST CONSECUTIVE HITS, to start career	6+, Ted Cox, 9/18-19/1977
MOST HITS IN ML DEBUT, 9 innings	4++, Ted Cox, 9/18/1977 at BAL
MOST HITS BY PITCHER	5++, Babe Ruth, 5/9/1918 at WAS (1B, 3 2B, 3B)
MOST SINGLES, 9 innings	5, 11 times, last Mookie Betts, 8/26/2016 vs. KC
MOST SINGLES, extra innings	6, Nomar Garciaparra, 6/21/2003, 13 inn. at PHI; Jerry Remy, 9/3-4/1981, 20 inn. vs. SEA
MOST DOUBLES	4++, Brock Holt, 6/1/2014 vs. TB; Victor Martinez, 6/1/2010 vs. OAK; Rick Miller, 5/11/1981 at TOR; Orlando Cepeda, 8/8/1973 at KC; Al Zarilla, 6/8/1950 vs. STL; Billy Werber, 7/17/1935-G1 vs. CLE
MOST CONSECUTIVE DOUBLES	4++, Victor Martinez, 6/1/2010 vs. OAK; Billy Werber, 7/17/1935, G1, vs. CLE
MOST TRIPLES	3++, Patsy Dougherty, 9/5/1903 vs. PHA
MOST TOTAL BASES	16, Fred Lynn, 6/18/1975 at DET
MOST RBI	10, Nomar Garciaparra, 5/10/1999 vs. SEA; Fred Lynn, 6/18/1975 at DET; Norm Zauchin, 5/27/1955 vs. WAS; Rudy York, 7/27/1946 at STL
MOST RBI, all of club's runs	9+, Mike Greenwell, 9/21/1996 at SEA (10 inn.)
MOST WALKS	6++, Jimmie Foxx, 6/16/1938 at STL
MOST INTENTIONAL WALKS, 9 innings	3*, Adrian Gonzalez, 9/28/2011 at BAL; David Ortiz, 7/6/2010 at TB; Wade Boggs, 4/10/1990 vs. DET; Carl Yastrzemski, 4/17/1968 vs. CWS
MOST INTENTIONAL WALKS, extra innings	4**, Manny Ramirez, 6/5/2001 vs. DET (18 inn.)
MOST STRIKEOUTS, 9 innings	5++, Phil Plantier, 10/1/1991 vs. DET; Ray Jarvis, 4/20/1969 vs. CLE
MOST STRIKEOUTS, extra innings	6++, Cecil Cooper, 6/14/1974 at CAL
MOST SACRIFICE HITS	4++, Jack Barry, 8/21/1916 vs. CLE
MOST STOLEN BASES	5, Jacoby Ellsbury, 5/30/2013 at PHI
MOST RUNNERS LOB	12, David Ortiz, 5/14/2009 at LAA (12 inn.); Trot Nixon, 6/12/2003 vs. STL (13 inn.)

Single Inning

MOST TIMES FACED PITCHER	3++, Johnny Damon, 6/27/2003 (1st) vs. FLA; Sammy White, Gene Stephens, Tom Umphlett, Johnny Lipon and George Kell, 6/18/1953 (7th) vs. DET; Ted Williams, 7/4/1948 (7th) vs. PHA
MOST RUNS	3++, Sammy White, 6/18/1953 (7th) vs. DET
MOST HITS	3++, Johnny Damon, 6/27/2003 (1st) vs. FLA; Gene Stephens, 6/18/1953 (7th) vs. DET
MOST DOUBLES	2++, 9 times, last David Ortiz, 5/9/2016 (4th) vs. OAK
MOST HOME RUNS	2++, David Ortiz, 8/12/2008 (1st) vs. TEX; Nomar Garciaparra, 7/23/2002 (3rd) vs. TB (G1) Ellis Burks, 8/27/1990 (4th) at CLE; Bill Regan, 6/16/1928 (4th) vs. CWS;
MOST PINCH HITS	2++, Nick Punto, 6/13/2012 (8th) at MIA; Eric Hinske, 7/21/2007 (7th) vs. CWS; Dave Henderson, 5/17/1987 (8th) at MIN; Russ Nixon, 5/4/1962 (5th) vs. CWS
MOST WALKS	2++, Sandy Leon, 8/14/16 (5th) vs. ARI; David Ortiz, 6/18/2010 (5th) vs. LAD; Bobby Doerr and Ted Williams, 7/4/1948 (7th) vs. PHA;
MOST RBI	6, David Ortiz, 8/12/2008 (1st) vs. TEX; Carlos Quintana, 7/30/1991 (3rd) vs. TEX; Tom McBride, 8/4/1945 (4th) at WAS (G2)

+ML record (since 1900) ++tied for ML record *AL record **tied for AL record

Club Batting Records

Single Season

MOST CONSECUTIVE DAYS IN FIRST PLACE.....	166, 2007
MOST AT-BATS.....	5,781+ in 1997 (162 games)
MOST RUNS.....	1,027 in 1950 (154 games)
FEWEST RUNS.....	463 in 1906 (155 games)
MOST 20-RUN GAMES.....	3+*, 1950
MOST RUNS, TWO CONSECUTIVE GAMES.....	49+, vs. STL, 6/7-8/1950
MOST RUNS, THREE CONSECUTIVE GAMES.....	56+, vs. STL, 6/7-9/1950
MOST RUNS, FOUR CONSECUTIVE GAMES.....	65+, 6/5-8/1950
MOST CONSECUTIVE GAMES, 10 OR MORE RUNS.....	4, 5/9-12/2016; 8/24-26/2007; 6/2-5/1950; 6/20-22/1912; 6/14-17/1901
MOST HITS.....	1,684 in 1997 (162 games); 1,665 in 1950 (154 games)
FEWEST HITS.....	990 in 1918 (126 games); 1,179 in 1905 (153 games)
MOST SINGLES.....	1,156 in 1950 (154 games)
MOST DOUBLES.....	373 in 2004 (162 games) and 1997 (162 games)
MOST PLAYERS WITH 30 DOUBLES.....	8+*, 2003
MOST TRIPLES.....	113* in 1903 (141 games)
MOST HOME RUNS.....	238 in 2003 (162 games)
MOST EXTRA-BASE HITS.....	649+ in 2003 (162 games)
MOST TOTAL BASES.....	2,832+ in 2003 (162 games)
MOST SACRIFICE FLIES.....	64 in 2003 (162 games)
MOST PLAYERS WITH 80 RBI.....	8+ in 2003
MOST STOLEN BASES.....	215 in 1909 (152 games)
BEST STOLEN BASE PERCENTAGE.....	86.6* in 2013 (123 SB/19 CS)
LEAST CAUGHT STEALING.....	12 in 2005 (57 atts.)
MOST BASES ON BALLS.....	835+ in 1949 (155 games)
MOST STRIKEOUTS.....	1,337 in 2014 (162 games)
FEWEST STRIKEOUTS.....	282*, 1901 (138 games)
MOST HIT BY PITCHER.....	77 in 1909 (152 games)
FEWEST HIT BY PITCHER.....	10 in 1940 (154 games)
MOST RBI.....	974 in 1950 (154 games)
HIGHEST BATTING AVERAGE.....	.302 in 1950 (154 games)
LOWEST BATTING AVERAGE.....	.234 in 1905 (153 games)
HIGHEST SLUGGING PERCENTAGE.....	.491+ in 2003 (162 games)
LOWEST SLUGGING PERCENTAGE.....	.292 in 1907 (155 games)
MOST GROUNDED INTO DOUBLE PLAY.....	174+ in 1990 (162 games)
FEWEST GROUNDED INTO DOUBLE PLAY.....	87 in 1994 (115 games); 94 in 1942 (152 games)
MOST LEFT ON BASE.....	1,308 in 1989 (162 games); 1,305 in 1948 (155 games)
FEWEST LEFT ON BASE.....	1,015 in 1929 (155 games)
MOST .300 HITTERS (AL qualifiers).....	6 in 1938
MOST PLAYERS WITH 100 HITS.....	9 in 2007, 2003, 1999, 1991, 1984
MOST TIMES SHUT OUT.....	28 in 1906
FEWEST TIMES SHUT OUT.....	1 in 1995

Single Game

LONGEST 9-INNING GAME, by time.....	4:45+, 8/18/2006 (G2) vs. NYY
LONGEST GAME, by time.....	6:49 (19 inn.), 4/10/2015 at NYY
MOST TIMES FACED PITCHER, 9 innings.....	64, 6/8/1950 vs. STL
MOST RUNS.....	BOS 29, STL 4, 6/8/1950
MOST RUNS, both clubs.....	36*, BOS (19) vs. TEX (17), 8/12/2008; BOS (22) at PHA (14), 6/29/1950
MOST RUNS, shutout.....	BOS 19, PHA 0, 4/30/1950
LARGEST DEFICIT OVERCOME TO WIN.....	11, 8/28/1950 vs. CLE, down 12-1, won 15-14
MOST SPECTACULAR RALLY TO WIN.....	down 12-5, one on and one out in 9th, 6/18/1961 (G1) vs. WAS, won 13-12
MOST RUNS, first inning.....	14**, 6/27/2003 vs. FLA, won 25-8
MOST RUNS, before first out in first inning.....	10+, 6/27/2003 vs. FLA,
MOST HITS.....	28, 6/27/2003 vs. FLA; 6/8/1950 vs. STL
MOST HITS, both clubs.....	45**, PHA 27, BOS 18, 7/8/1902
MOST CONSECUTIVE HITS.....	10**, 6/27/2003 vs. FLA (1st); 6/2/1901 vs. MIL (9th)
MOST PLAYERS WITH 4 OR MORE HITS.....	4**, 9/20/2005 at TB; 6/8/1950 vs. STL
MOST SINGLES.....	24, 6/18/1953 vs. DET
MOST SINGLES, both clubs.....	36+*, CWS 21, BOS 15, 8/15/1922
MOST DOUBLES.....	12**, 7/29/1990 at DET
MOST RUNNERS LOB, 9 innings.....	19, 5/2/1971 vs. MIN-G2, won 9-8

+ML record (since 1900) ++tied for ML record *AL record **tied for AL record

Club Batting Records, Continued

MOST RUNNERS LOB, extra innings.....	22, 8/22/1951 at STL (13 inn.), won 3-1
MOST RUNNERS LOB, 9-inning shutout.....	14, 5/16/1988 vs. OAK (L, 3-0); 5/2/1988 vs. KC (L, 2-0)
MOST STOLEN BASES.....	8, 9/29/1940-G2 vs. PHA (8 inn.); 7/4/1913 vs. PHA
MOST TOTAL BASES.....	60+, 6/8/1950 vs. STL
MOST EXTRA-BASE HITS.....	17+, 6/8/1950 vs. STL
MOST PINCH HITS.....	4**, 9/8/1995 at NYY; 6/23/1954 at BAL
MOST RBI.....	29, 6/8/1950 vs. STL
MOST STRIKEOUTS, 9 innings.....	19, 8/12/1974 at CAL
MOST WALKS, 9 innings.....	15, 5/7/1992 at CWS, (L, 6-7); 6/16/1961 vs. WAS, (W, 14-9); 7/7/1949 at WAS (W, 8-4); 5/18/1946 at STL (W, 18-8); 4/29/1924 at WAS (W, 15-6)
MOST WALKS, extra innings.....	18, 9/17/1920 at DET (12 inn.), lost 14-13
MOST BATTERS WALKED, none scored.....	13, 5/18/1986 vs. TEX
MOST GROUNDED INTO DOUBLE PLAYS, 9 innings.....	6*, 7/18/1990 vs. MIN; 4/13/1984 vs. DET; 5/1/1966, vs. CAL-G1
MOST HIT INTO TRIPLE PLAYS.....	2+, 7/17/1990 vs. MIN
MOST PLAYERS USED IN 9-INNING GAME, both clubs.....	46+*, 10/2/2005 vs. NYY (NYY 24, BOS 22)

Single Inning

MOST PLATE APPEARANCES.....	23+, 6/18/1953 vs. DET (7th)
MOST RUNS.....	17*, 6/18/1953 vs. DET (7th)
MOST RUNS, none out.....	12+*, 5/7/2009 vs. CLE (6th)
MOST RUNS, with 2 out.....	11, 8/21/1986 at CLE (6th)
MOST RUNS, with 2 out, none on.....	9, 6/2/1901 vs. MIL (9th)
MOST HITS.....	14*, 6/18/1953 vs. DET (7th)
MOST SINGLES.....	11*, 6/18/1953 vs. DET (7th)
MOST CONSECUTIVE HITS.....	10**, 6/27/2003 vs. FLA (1st, BB); 6/2/1901 vs. MIL (9th)
MOST BATTERS REACHING BASE.....	20+, 6/18/1953 vs. DET (7th)
MOST BATTERS REACHING BASE, consecutive.....	12, 6/23/1952 vs. DET (4th)
MOST DOUBLES.....	5, 6/1/2003 at TOR (3rd); 9/6/1997 vs. MIL (3rd); 6/21/1994 at TOR (1st)
MOST TRIPLES.....	4, 5/6/1934 vs. DET (4th)
MOST TRIPLES, consecutive.....	4+, 5/6/1934 vs. DET (4th)
MOST TOTAL BASES.....	25, 9/24/1940 at PHA (G1) (6th)
MOST EXTRA-BASE HITS.....	7, 9/24/1940 at PHA (G1) (6th)
MOST PINCH HITS.....	4+*, 9/8/1995 at NYY (8th)

+ML record (since 1900) ++tied for ML record *AL record **tied for AL record



Carl Yastrzemski holds all-time Red Sox records in games, runs, hits, doubles, RBI, extra-base hits, and total bases.

Single-Season Batting Leaders

Games

1. Rice.....	*163, 1978
2. Buckner (L).....	162, 1985
Evans.....	†162, 1984
Evans.....	†162, 1982
Yastrzemski (L).....	†162, 1969
Scott.....	162, 1966
7. Vaughn (L).....	161, 1996
Boggs (L).....	161, 1985
Yastrzemski (L).....	161, 1970
Yastrzemski (L).....	161, 1967

Hits

1. Boggs (L).....	*240, 1985
2. Speaker (L).....	222, 1912
3. Betts	214, 2016
Boggs (L).....	214, 1988
5. Gonzalez (L).....	†213, 2011
Pedroia	†213, 2008
Rice.....	*213, 1978
8. Ellsbury (L).....	212, 2011
9. Boggs (L).....	210, 1983
10. Garciaparra.....	*209, 1997

Home Runs

1. Ortiz (L).....	*54, 2006
2. Foxx.....	50, 1938
3. Ortiz (L).....	47, 2005
4. Rice.....	*46, 1978
5. M. Ramirez.....	45, 2005
6. Vaughn (L).....	44, 1996
Yastrzemski (L).....	†44, 1967
8. M. Ramirez.....	*43, 2004
Armas.....	*43, 1984
T. Williams (L).....	*43, 1949

Batting Avg.

1. T. Williams (L).....	*.406, 1941
2. T. Williams (L).....	*.388, 1957
3. Speaker (L).....	.383, 1912
4. Garciaparra.....	*.372, 2000
5. Alexander.....	*.372, 1932
6. T. Williams (L).....	*.369, 1948
7. Boggs (L).....	*.368, 1985
8. Boggs (L).....	*.366, 1988
9. Speaker (L).....	.365, 1913
10. Boggs (L).....	*.363, 1987

Stolen Bases

1. Ellsbury (L).....	*70, 2009
2. T. Harper.....	*54, 1973
3. Ellsbury (L).....	*52, 2013
Speaker (L).....	52, 1912
5. Ellsbury (L).....	*50, 2008
6. Speaker (L).....	46, 1913
7. O. Nixon (S).....	42, 1994
Speaker (L).....	42, 1914
9. Werber.....	*40, 1934
Hooper (L).....	40, 1910

Pinch Hits

1. Cronin.....	*18, 1943
2. R. Miller (L).....	16, 1983
D. Williams.....	*16, 1963
4. R. Miller (L).....	14, 1984
L. Green (L).....	14, 1966
6. D. Jones (L).....	*13, 1967
D. Jones (L).....	13, 1966
Finney (L).....	13, 1939
B. Miller.....	*13, 1935
10. 2 tied.....	12

At-Bats

1. Garciaparra.....	*684, 1997
2. Rice.....	*677, 1978
3. Buckner (L).....	673, 1985
4. Betts	*672, 2016
5. Burselon.....	*663, 1977
6. Cramer (L).....	*661, 1940
7. Ellsbury (L).....	660, 2011
8. Garciaparra.....	658, 2003
Cramer (L).....	*658, 1938
10. Rice.....	657, 1984

Doubles

1. Webb (L).....	*67, 1931
2. Garciaparra.....	156, 2002
3. Pedroia	*54, 2008
4. Speaker (L).....	*53, 1912
5. Ortiz (L).....	52, 2007
6. Garciaparra.....	51, 2000
Boggs (L).....	*51, 1989
Cronin.....	*51, 1938
9. Beltré.....	*49, 2010
10. 2 tied.....	48

Runs Batted In

1. Foxx.....	*175, 1938
2. V. Stephens.....	†159, 1949
T. Williams (L).....	†159, 1949
4. Ortiz (L).....	*148, 2005
5. T. Williams (L).....	*145, 1939
6. Ramirez.....	144, 2005
Dropo.....	†144, 1950
V. Stephens.....	†144, 1950
9. Vaughn (L).....	143, 1996
Foxx.....	143, 1936

On-Base Pct.

1. T. Williams (L).....	*.553, 1941
2. T. Williams (L).....	*.526, 1957
3. T. Williams (L).....	*.513, 1954
4. T. Williams (L).....	*.499, 1942
5. T. Williams (L).....	*.499, 1947
6. T. Williams (L).....	*.497, 1946
7. T. Williams (L).....	*.497, 1948
8. T. Williams (L).....	*.490, 1949
9. T. Williams (L).....	*.479, 1956
10. Boggs (L).....	*.476, 1988

Extra-Base Hits

1. Foxx.....	*92, 1938
2. Ortiz (L).....	*91, 2004
3. Ortiz (L).....	*88, 2007
Ortiz (L).....	*88, 2005
5. Ortiz (L).....	*87, 2016
Ramirez.....	.87, 2004
7. Rice.....	*86, 1978
T. Williams (L).....	*86, 1939
9. 4 tied.....	85

Multi-Hit Games

1. Boggs (L).....	*72, 1985
2. Rice.....	*69, 1978
3. Garciaparra.....	*68, 1997
Boggs (L).....	*68, 1983
5. Betts	*67, 2016
6. Gonzalez (L).....	*66, 2011
T. Williams (L).....	.66, 1940
8. Garciaparra.....	.65, 2000
Pesky (L).....	.65, 1942
10. 2 tied.....	64

Runs

1. T. Williams (L).....	*150, 1949
2. T. Williams (L).....	*142, 1946
3. T. Williams (L).....	*141, 1942
4. Foxx.....	139, 1938
5. Speaker (L).....	136, 1912
6. T. Williams (L).....	*135, 1941
7. T. Williams (L).....	*134, 1940
8. DiMaggio.....	*131, 1950
T. Williams (L).....	131, 1939
10. 2 tied.....	130

Triples

1. Speaker (L).....	22, 1913
2. Freeman (L).....	20, 1903
3. L. Gardner (L).....	19, 1914
Freeman (L).....	†19, 1904
C. Stahl (L).....	†19, 1904
Freeman (L).....	19, 1902
7. Speaker (L).....	18, 1914
L. Gardner (L).....	18, 1912
9. 4 tied.....	17

Walks

1. T. Williams (L).....	*162, 1949
T. Williams (L).....	*162, 1947
3. T. Williams (L).....	*156, 1946
4. T. Williams (L).....	*147, 1941
5. T. Williams (L).....	*145, 1942
6. T. Williams (L).....	*144, 1951
7. T. Williams (L).....	*136, 1954
8. Yastrzemski (L).....	128, 1970
9. T. Williams (L).....	*126, 1948
10. Boggs (L).....	*125, 1988

Slugging Pct.

1. T. Williams (L).....	*.735, 1941
2. T. Williams (L).....	*.731, 1957
3. Foxx.....	*.704, 1938
4. Foxx.....	*.694, 1939
5. T. Williams (L).....	*.667, 1946
6. Ruth (L).....	*.657, 1919
7. T. Williams (L).....	*.650, 1949
8. T. Williams (L).....	*.648, 1942
9. Ramirez.....	.647, 2002
10. Lynn (L).....	*.637, 1979

Total Bases

1. Rice.....	*406, 1978
2. Foxx.....	*398, 1938
3. Rice.....	*382, 1977
4. Vaughn (L).....	370, 1996
5. Rice.....	*369, 1979
Foxx.....	369, 1936
7. T. Williams (L).....	*368, 1949
8. Garciaparra.....	365, 1997
9. Ellsbury (L).....	*364, 2011
10. Ortiz (L).....	363, 2005

Intentional Walks

1. T. Williams (L).....	*33, 1957
2. Ramirez.....	*28, 2003
3. Ortiz (L).....	*27, 2013
4. Ramirez.....	*25, 2001
Boggs (L).....	*25, 1991
6. Ortiz (L).....	23, 2006
Vaughn (L).....	23, 1993
8. Ortiz (L).....	22, 2014
9. 3 tied.....	20

* led AL † tied for AL lead **376 AB for Red Sox but led AL at .367 overall (L) left-handed hitter (S) switch-hitter

Career Batting Leaders

Games

1. Yastrzemski (L).....	3,308
2. Evans.....	2,505
3. T. Williams (L).....	2,292
4. Rice.....	2,089
5. Ortiz (L).....	1,953
6. Doerr.....	1,865
7. Hooper (L).....	1,646
8. Boggs (L).....	1,625
9. Petrocelli.....	1,553
10. Varitek (S).....	1,546
11. DiMaggio.....	1,399
12. Pedroia	1,398
13. Malzone.....	1,359
14. Greenwell (L).....	1,269
15. G. Scott.....	1,192
16. Du. Lewis.....	1,184
17. Goodman (L).....	1,177
18. Cronin.....	1,134
19. Gardner (L).....	1,123
20. R. Miller (L).....	1,101

Hits

1. Yastrzemski (L).....	3,419
2. T. Williams (L).....	2,654
3. Rice.....	2,452
4. Evans.....	2,373
5. Boggs (L).....	2,098
6. Ortiz (L).....	2,079
7. Doerr.....	2,042
8. Hooper (L).....	1,707
9. Pedroia	1,683
10. DiMaggio.....	1,680
11. Malzone.....	1,454
12. Greenwell (L).....	1,400
13. Petrocelli.....	1,352
14. Goodman (L).....	1,344
15. Speaker (L).....	1,328
16. Varitek (S).....	1,307
17. Garciaparra.....	1,281
18. Pesky (L).....	1,277
19. Du. Lewis.....	1,248
20. Ramirez.....	1,232

Home Runs

1. T. Williams (L).....	521
2. Ortiz (L).....	483
3. Yastrzemski (L).....	452
4. Rice.....	382
5. Evans.....	379
6. Ramirez.....	274
7. Vaughn (L).....	230
8. Doerr.....	223
9. Foxx.....	222
10. Petrocelli.....	210
11. Varitek (S).....	193
12. Garciaparra.....	178
13. Jensen.....	170
14. T. Conigliaro.....	162
Fisk.....	162
16. G. Scott.....	154
17. R. Smith (S).....	149
18. T. Nixon (L).....	133
Pedroia	133
Youkilis.....	133

At-Bats

1. Yastrzemski (L).....	11,988
2. Evans.....	8,726
3. Rice.....	8,225
4. T. Williams (L).....	7,706
5. Ortiz (L).....	7,163
6. Doerr.....	7,093
7. Hooper (L).....	6,270
8. Boggs (L).....	6,213
9. DiMaggio.....	5,640
10. Pedroia	5,594
11. Petrocelli.....	5,390
12. Malzone.....	5,273
13. Varitek (S).....	5,099
14. Greenwell (L).....	4,623
15. Goodman (L).....	4,399
16. Du. Lewis.....	4,325
17. G. Scott.....	4,234
18. Pesky (L).....	4,085
19. Burleson.....	4,064
20. Garciaparra.....	3,968

Doubles

1. Yastrzemski (L).....	646
2. T. Williams (L).....	525
3. Ortiz (L).....	524
4. Evans.....	474
5. Boggs (L).....	422
6. Doerr.....	381
7. Pedroia	375
8. Rice.....	373
9. DiMaggio.....	308
10. Varitek (S).....	306
11. Garciaparra.....	279
12. Greenwell (L).....	275
13. Cronin.....	270
14. Valentin.....	266
15. Ramirez.....	256
16. Du. Lewis.....	254
17. Goodman (L).....	248
18. Hooper (L).....	246
19. Speaker (L).....	241
20. Youkilis.....	239

Runs Batted In

1. Yastrzemski (L).....	1,844
2. T. Williams (L).....	1,839
3. Ortiz (L).....	1,530
4. Rice.....	1,451
5. Evans.....	1,346
6. Doerr.....	1,247
7. Ramirez.....	868
8. Foxx.....	788
9. Petrocelli.....	773
10. Varitek (S).....	757
11. Vaughn (L).....	752
12. Cronin.....	737
13. Jensen.....	733
14. Greenwell (L).....	726
15. Malzone.....	716
16. Garciaparra.....	690
17. Boggs (L).....	687
18. Pedroia	662
19. Du. Lewis.....	629
20. DiMaggio.....	618

Runs

1. Yastrzemski (L).....	1,816
2. T. Williams (L).....	1,798
3. Evans.....	1,435
4. Rice.....	1,249
5. Ortiz (L).....	1,204
6. Doerr.....	1,094
7. Boggs (L).....	1,067
8. DiMaggio.....	1,046
9. Hooper (L).....	988
10. Pedroia	874
11. Pesky (L).....	776
12. Ramirez.....	743
13. Foxx.....	721
14. Garciaparra.....	709
15. Speaker (L).....	703
16. Goodman (L).....	688
17. Varitek (S).....	664
18. Greenwell (L).....	657
19. Petrocelli.....	653
20. Cronin.....	645

Triples

1. Hooper (L).....	130
2. Speaker (L).....	106
3. Freeman (L).....	90
4. Doerr.....	89
5. Gardner (L).....	87
6. Rice.....	79
7. Ferris.....	77
8. Evans.....	72
9. T. Williams (L).....	71
10. J. Collins.....	65
11. Parent.....	63
12. Du. Lewis.....	62
C. Stahl (L).....	62
14. Yastrzemski (L).....	59
15. DiMaggio.....	57
16. Todd (L).....	56
17. Garciaparra.....	50
J. Stahl.....	50
19. Boggs (L).....	47
He. Wagner.....	47

Walks

1. T. Williams (L).....	2,021
2. Yastrzemski (L).....	1,845
3. Evans.....	1,337
4. Ortiz (L).....	1,133
5. Boggs (L).....	1,004
6. Hooper (L).....	826
7. Doerr.....	809
8. DiMaggio.....	750
9. Rice.....	670
10. Petrocelli.....	661
11. Ramirez.....	636
12. Foxx.....	624
13. Varitek (S).....	614
14. Cronin.....	585
Jensen.....	585
16. Pesky (L).....	581
17. Pedroia	572
18. Goodman (L).....	561
19. Vaughn (L).....	519
20. Youkilis.....	494

(L) left-handed hitter (S) switch-hitter

Career Batting Leaders, Continued

Batting Avg. (1,500 AB)

1. T. Williams (L).....	344
2. Boggs (L).....	338
3. Speaker (L).....	337
4. Garciaparra.....	323
5. Runnels (L).....	320
6. Foxx.....	320
7. R. Johnson (L).....	313
8. Pesky (L).....	313
9. Ramirez.....	312
10. Lynn (L).....	308
11. Goodman (L).....	306
12. Vaughn (L).....	304
13. Greenwell (L).....	303
14. Cramer (L).....	302
15. R. Ferrell.....	302
16. Pedroia	301
17. Finney (L).....	301
18. Cronin.....	300
19. Rice.....	298
20. DiMaggio.....	298

Stolen Bases

1. Hooper (L).....	300
2. Speaker (L).....	267
3. Ellsbury (L).....	241
4. Yastrzemski (L).....	168
5. He. Wagner.....	141
6. Gardner (L).....	134
Pedroia	134
8. Parent.....	129
9. T. Harper.....	107
Werber.....	107
11. C. Stahl (L).....	105
12. J. Collins.....	102
Du. Lewis.....	102
14. DiMaggio.....	100
15. Damon (L).....	98
Remy (L).....	98
17. Burks.....	95
Jensen.....	95
19. Garciaparra.....	84
R. Smith (S).....	84

On-Base Pct. (1,500 AB)

1. T. Williams (L).....	482
2. Foxx.....	429
3. Boggs (L).....	428
4. Speaker (L).....	414
5. Ramirez.....	411
6. Runnels (L).....	408
7. Pesky (L).....	401
8. Vaughn (L).....	394
9. Cronin.....	394
10. R. Ferrell.....	394
11. Youkilis.....	388
12. R. Johnson (L).....	386
13. Goodman (L).....	386
14. Ortiz (L).....	386
15. DiMaggio.....	383
16. Lynn (L).....	383
17. Yastrzemski (L).....	379
18. Jensen.....	374
19. Flagstead.....	374
20. Garciaparra.....	370

Extra-Base Hits

1. Yastrzemski (L).....	1,157
2. T. Williams (L).....	1,117
3. Ortiz (L).....	1,023
4. Evans.....	925
5. Rice.....	834
6. Doerr.....	693
7. Boggs (L).....	554
8. Ramirez.....	537
9. Pedroia	523
10. Varitek (S).....	513
11. Garciaparra.....	507
12. Petrocelli.....	469
13. DiMaggio.....	452
14. Foxx.....	448
15. Greenwell (L).....	443
16. Vaughn (L).....	439
17. Cronin.....	433
18. Hooper (L).....	406
19. Valentin.....	404
20. Fisk.....	402


Slugging Pct. (1,500 AB)

1. T. Williams (L).....	634
2. Foxx.....	605
3. Ramirez.....	588
4. Ortiz (L).....	570
5. Garciaparra.....	553
6. Vaughn (L).....	542
7. Lynn (L).....	520
8. Rice.....	502
9. V. Stephens.....	492
10. Daubach (L).....	488
11. T. Conigliaro.....	488
12. Youkilis.....	487
13. Cronin.....	484
14. Speaker (L).....	482
15. Fisk.....	481
16. Armas.....	480
17. T. Nixon (L).....	478
18. Jensen.....	478
19. Evans.....	473
20. R. Smith (S).....	471

Total Bases

1. Yastrzemski (L).....	5,539
2. T. Williams (L).....	4,884
3. Rice.....	4,129
4. Evans.....	4,128
5. Ortiz (L).....	4,084
6. Doerr.....	3,270
7. Boggs (L).....	2,869
8. Pedroia	2,487
9. DiMaggio.....	2,363
10. Ramirez.....	2,324
11. Hooper (L).....	2,303
12. Petrocelli.....	2,263
13. Varitek (S).....	2,220
14. Garciaparra.....	2,194
15. Greenwell (L).....	2,141
16. Malzone.....	2,123
17. Vaughn (L).....	2,074
18. Foxx.....	1,988
19. Speaker (L).....	1,898
20. Cronin.....	1,883

(L) left-handed hitter
(S) switch-hitter



Harry Hooper is the Red Sox career leader in triples and stolen bases.

Annual Batting Leaders


Year	Batting Average	Runs	Hits	Doubles
2016	Betts318	Betts122	Betts214	Ortiz*48
2015	Bogaerts320	Betts92	Bogaerts196	Betts42
2014	Pedroia278	Pedroia72	Pedroia153	Pedroia33
2013	Ortiz309	Ellsbury92	Pedroia193	Pedroia42
2012	Gonzalez300	Pedroia81	Pedroia163	Pedroia39
2011	Pedroia338	Ellsbury119	Gonzalez**213	Ellsbury46
2010	Beltre321	Scutaro92	Beltre189	Beltre*49
2009	Youkilis305	Pedroia*115	Ellsbury188	Pedroia48
2008	Pedroia326	Pedroia*118	Pedroia**213	Pedroia*54
2007	Ortiz332	Ortiz116	Lowell191	Ortiz52
2006	Ramirez321	Ortiz115	Loretta181	Lowell47
2005	Damon316	Ortiz119	Damon197	Ortiz40
2004	Ramirez308	Damon123	Damon189	Ortiz47
2003	Mueller*326	GarciaParra120	GarciaParra198	Mueller45
2002	Ramirez*349	Damon118	GarciaParra197	GarciaParra**56
2001	Ramirez306	T. Nixon100	Ramirez162	Ramirez33
2000	GarciaParra*372	GarciaParra104	GarciaParra197	GarciaParra51
1999	GarciaParra*357	Offerman107	GarciaParra190	GarciaParra42
1998	Vaughn337	Valentin113	Valentin205	Valentin44
1997	Jefferson319	GarciaParra122	GarciaParra*209	Valentin*47
1996	Vaughn326	Vaughn118	Vaughn207	Jefferson30
1995	Naehring307	Valentin108	Vaughn165	Valentin37
1994	Vaughn310	Vaughn65	Vaughn122	Valentin26
1993	Greenwell315	Vaughn86	Greenwell170	Valentin40
1992	Brunansky266	Reed64	Reed136	Brunansky31
1991	Boggs332	Boggs93	Boggs181	Boggs, Reed42
1990	Boggs302	Boggs, Burks89	Boggs187	Reed**45
1989	Boggs330	Boggs*113	Boggs205	Boggs*51
1988	Boggs*366	Boggs*128	Boggs214	Boggs*45
1987	Boggs*363	Evans109	Boggs200	Boggs40
1986	Boggs*357	Boggs107	Boggs207	Boggs47
1985	Boggs*368	Evans110	Boggs*240	Buckner46
1984	Boggs325	Evans*121	Boggs203	Evans37
1983	Boggs*361	Boggs100	Boggs210	Boggs44
1982	Rice309	Evans122	Evans, Remy178	Evans37
1981	Lansford*336	Evans84	Lansford134	Lansford23
1980	Rice294	Burleson89	Burleson179	Evans37
1979	Lynn*333	Rice117	Rice201	Lynn42
1978	Rice315	Rice121	Rice*213	Fisk39
1977	Rice320	Fisk106	Rice206	Burleson36
1976	Lynn314	Fisk, Lynn76	Rice164	Evans34
1975	Lynn331	Lynn*103	Lynn175	Lynn*47
1974	Yastrzemski301	Yastrzemski*93	Yastrzemski155	Yastrzemski25
1973	Yastrzemski296	T. Harper92	Yastrzemski160	Cepeda, Yastrzemski25
1972	Fisk293	T. Harper92	T. Harper141	T. Harper29
1971	R. Smith283	R. Smith85	R. Smith175	R. Smith*33
1970	Yastrzemski329	Yastrzemski*125	Yastrzemski186	R. Smith32
1969	R. Smith309	Yastrzemski96	R. Smith168	Petrocelli32
1968	Yastrzemski*301	Yastrzemski90	Yastrzemski162	R. Smith*37
1967	Yastrzemski*326	Yastrzemski*112	Yastrzemski*189	Yastrzemski31
1966	Yastrzemski278	Foy97	Yastrzemski165	Yastrzemski*39
1965	Yastrzemski312	T. Conigliaro82	Yastrzemski154	Yastrzemski*45
1964	Bressoud293	Bressoud86	Stuart168	Bressoud41
1963	Yastrzemski*321	Yastrzemski91	Yastrzemski*183	Yastrzemski*40
1962	Runnels*326	Yastrzemski99	Yastrzemski191	Yastrzemski43
1961	Malzone266	Schilling87	Schilling167	Yastrzemski31
1960	Runnels*320	Runnels80	Runnels169	Malzone30
1959	Runnels314	Jensen101	Runnels176	Malzone34
1958	T. Williams*328	Runnels103	Malzone185	Runnels32
1957	T. Williams*388	Piersall103	Malzone185	Malzone31
1956	T. Williams345	Klaus, Piersall91	Jensen182	Piersall*40
1955	Goodman294	Goodman100	Goodman176	Goodman31
1954	T. Williams345	T. Williams93	Jensen160	3 tied25
1953	Goodman313	Piersall76	Goodman161	Kell41
1952	Goodman306	DiMaggio81	Goodman157	Goodman27
1951	T. Williams318	DiMaggio*113	DiMaggio189	DiMaggio, Goodman34
1950	Goodman*354	DiMaggio*131	DiMaggio193	V. Stephens34
1949	T. Williams343	T. Williams*150	T. Williams194	T. Williams*39
1948	T. Williams*369	DiMaggio127	T. Williams188	T. Williams*44
1947	T. Williams*343	T. Williams*125	Pesky*207	T. Williams40

* led AL ** tied for AL lead

Annual Batting Leaders, Continued

Year	Batting Average	Runs	Hits	Doubles
1946	T. Williams..... .342	T. Williams *142	Pesky..... *208	Pesky..... 43
1945	B. Johnson..... .280	Lake 81	B. Johnson..... 148	Newsome..... 30
1944	Doerr..... .325	B. Johnson..... 106	B. Johnson..... 170	B. Johnson..... 40
1943	Fox288	Doerr 78	Doerr..... 163	Doerr 32
1942	T. Williams..... * .356	T. Williams *141	Pesky..... *205	DiMaggio 36
1941	T. Williams..... * .406	T. Williams *135	T. Williams..... 185	Cronin 38
1940	T. Williams..... .344	T. Williams *134	Cramer *200	T. Williams 43
1939	Fox360	T. Williams 131	T. Williams..... 185	T. Williams 44
1938	Fox * .349	Fox 139	Vosmik..... *201	Cronin *51
1937	Chapman307	Fox 111	Cronin 175	Cronin 40
1936	Fox338	Fox 130	Fox 198	McNair 36
1935	R. Johnson315	Almada 85	Almada 176	Cronin 37
1934	Werber321	Werber 129	Werber 200	R. Johnson..... 43
1933	R. Johnson313	R. Johnson..... 88	R. Johnson 151	Cooke..... 35
1932	Alexander +.372	R. Johnson..... 70	Jolley..... 164	Pickering 28
1931	Webb333	Webb 96	Webb 196	Webb *67
1930	Webb323	Oliver 86	Oliver 189	Regan 35
1929	Rothrock300	Rothrock..... 70	Scarritt 159	Todd 38
1928	Myer313	Flagstead..... 84	Myer 168	Flagstead..... 41
1927	Tobin310	Flagstead..... 63	Myer 135	Regan 37
1926	Rigney..... .270	Rigney 71	Todd 153	Jacobson 36
1925	I. Boone330	Flagstead..... 84	Flagstead..... 160	Flagstead..... 38
1924	I. Boone337	Flagstead..... 106	Wambsganss..... 174	Wambsganss..... 41
1923	J. Harris335	Burns 91	Burns 181	Burns 47
1922	J. Harris316	Pratt 73	Pratt 183	Pratt 44
1921	Pratt324	Leibold..... 88	McInnis..... 179	Pratt 36
1920	Hooper312	Hooper..... 91	Hooper 167	Hooper, Schang..... 30
1919	Ruth322	Ruth..... *103	E. Scott 141	Ruth 34
1918	Hooper289	Hooper..... 81	Hooper..... 137	Hooper, Ruth 26
1917	Du. Lewis302	Hooper..... 89	Du. Lewis 167	Du. Lewis 29
1916	Gardner..... .308	Hooper..... 75	Hooper..... 156	Lewis, Walker 29
1915	Speaker322	Speaker..... 108	Speaker..... 176	Du. Lewis 31
1914	Speaker338	Speaker..... 100	Speaker..... *193	Speaker *46
1913	Speaker365	Hooper..... 100	Speaker 190	Speaker 35
1912	Speaker383	Speaker..... 136	Speaker 222	Speaker *53
1911	Speaker334	Hooper..... 93	Speaker 167	Speaker 34
1910	Speaker340	Speaker..... 92	Speaker 183	Du. Lewis 29
1909	Lord..... .311	Lord 86	Speaker 168	Speaker 26
1908	Gessler308	McConnell..... 77	Lord 145	Lord 15
1907	Congalton..... .286	D. Sullivan..... 73	Congalton..... 142	Ferris 25
1906	Grimshaw290	Parent..... 67	C. Stahl 170	Ferris 25
1905	J. Collins..... .276	Burkett..... 78	Burkett..... 147	J. Collins 25
1904	Parent291	Collins, Parent..... 85	Parent 172	J. Collins 33
1903	Dougherty..... .331	Dougherty..... *107	Dougherty..... *195	Freeman 39
1902	Dougherty..... .342	C. Stahl..... 92	Freeman 174	Freeman 38
1901	Freeman339	J. Collins..... 109	J. Collins..... 185	J. Collins 42

* led AL ** tied for AL lead + led AL at .367 with BOS and DET



Ted Williams set a club record with his .406 batting average in 1941, still the last time any major league hit .400.

Annual Batting Leaders, Continued

Year	Triples	Home Runs	Runs Batted In	Stolen Bases
2016	Bradley Jr.7	Ortiz38	Ortiz**127	Betts26
2015	Betts8	Ortiz37	Ortiz108	Betts21
2014	Holt5	Ortiz35	Ortiz104	Holt12
2013	Drew, Ellsbury8	Ortiz30	Ortiz103	Ellsbury*52
2012	Pedroia3	Saltalamacchia25	Gonzalez86	Pedroia20
2011	Crawford7	Ellsbury32	Gonzalez117	Ellsbury39
2010	Youkilis5	Ortiz32	Beltre, Ortiz102	Kalish10
2009	Ellsbury**10	Bay36	Bay119	Ellsbury*70
2008	Ellsbury7	Youkilis29	Youkilis115	Ellsbury*50
2007	Crisp7	Ortiz35	Lowell120	Lugo33
2006	7 tied2	Ortiz*54	Ortiz*137	Crisp22
2005	Damon6	Ortiz47	Ortiz*148	Damon18
2004	Damon6	Ramirez*43	Ortiz139	Damon19
2003	Garciaaparra13	Ramirez37	Garciaaparra105	Damon30
2002	Damon*11	Ramirez33	Garciaaparra120	Damon31
2001	O'Leary6	Ramirez41	Ramirez125	Everett9
2000	T. Nixon8	Everett34	Everett108	Everett11
1999	Offerman11	O'Leary28	Garciaaparra104	Offerman18
1998	Garciaaparra, O'Leary8	Vaughn40	Garciaaparra122	Da. Lewis29
1997	Garciaaparra*11	Vaughn35	Garciaaparra98	Garciaaparra22
1996	O'Leary5	Vaughn44	Vaughn143	Frye18
1995	O'Leary6	Vaughn39	Vaughn**126	Valentin20
1994	S. Cooper4	Vaughn26	Vaughn82	O. Nixon42
1993	Greenwell6	Vaughn29	Vaughn101	Fletcher16
1992	Boggs4	Brunansky15	Brunansky74	Reed7
1991	Greenwell6	J. Clark28	J. Clark87	Greenwell15
1990	Burks8	Burks21	Burks89	Burks9
1989	Boggs7	Esasky30	Esasky108	Burks21
1988	Greenwell8	Greenwell22	Greenwell119	Burks25
1987	Owen7	Evans34	Evans123	Burks27
1986	Armas, Barrett4	Baylor31	Rice110	Barrett15
1985	Armas, Gedman5	Evans29	Buckner110	Buckner18
1984	Evans8	Armas*43	Armas*123	Gutierrez12
1983	Boggs7	Rice*39	Rice**126	Remy11
1982	Evans7	Evans32	Evans98	Remy16
1981	Evans4	Evans**22	Evans71	Lansford15
1980	Rice6	T. Perez25	T. Perez105	Remy14
1979	Hobson7	Lynn, Rice39	Rice130	Remy14
1978	Rice*15	Rice*46	Rice*139	Remy30
1977	Rice15	Rice*39	Rice114	Burleson13
1976	Lynn, Rice8	Rice25	Yastrzemski102	Burleson, Lynn14
1975	Lynn7	Rice22	Lynn105	Lynn, Rice10
1974	Evans8	Petrocelli, Yastrzemski ...15	Yastrzemski99	T. Harper28
1973	R. Miller7	Fisk26	Yastrzemski75	T. Harper*54
1972	Fisk*9	Fisk22	Petrocelli75	T. Harper25
1971	Kennedy5	R. Smith30	R. Smith96	Griffin, Smith11
1970	R. Smith7	Yastrzemski40	T. Conigliaro116	Yastrzemski23
1969	R. Smith7	Petrocelli, Yastrzemski ...40	Yastrzemski111	Yastrzemski15
1968	R. Smith5	Harrelson35	Harrelson*109	Foy26
1967	G. Scott7	Yastrzemski*44	Yastrzemski*121	R. Smith16
1966	Foy8	T. Conigliaro28	T. Conigliaro93	Tartabull11
1965	L. Green6	T. Conigliaro*32	Mantilla92	L. Green, Jones8
1964	Yastrzemski9	Stuart33	Stuart114	Jones, Yastrzemski6
1963	Clinton7	Stuart42	Stuart*118	Geiger9
1962	Clinton*10	Malzone21	Malzone95	Geiger18
1961	Geiger, Yastrzemski ...6	Geiger18	Malzone87	Geiger16
1960	Buddin, Clinton5	T. Williams29	Wertz103	Runnels, Stephens5
1959	Runnels6	Jensen28	Jensen*112	Jensen20
1958	Piersall, Runnels5	Jensen35	Jensen*122	Piersall12
1957	Malzone, Piersall5	T. Williams38	Jensen, Malzone103	Piersall14
1956	Jensen*11	T. Williams24	Jensen97	Jensen11
1955	Jensen6	T. Williams28	Jensen**116	Jensen16
1954	Agganis8	T. Williams29	Jensen117	Jensen*22
1953	Piersall9	Gernert21	Kell73	Piersall11
1952	Evers, Vollmer4	Gernert19	Gernert67	Throneberry16
1951	Pesky6	T. Williams30	T. Williams126	Goodman7
1950	DiMaggio, Doerr*11	Dropo34	Dropo, Stephens*144	DiMaggio*15
1949	Doerr9	T. Williams*43	Stephens, Williams159	DiMaggio9
1948	V. Stephens8	V. Stephens29	V. Stephens137	DiMaggio10
1947	Doerr10	T. Williams*32	T. Williams*114	Pesky12

* led AL ** tied for AL lead

Annual Batting Leaders, Continued

Year	Triples	Home Runs	Runs Batted In	Stolen Bases
1946	Doerr.....9	T. Williams.....38	T. Williams.....123	DiMaggio.....10
1945	Johnson, McBride.....7	B. Johnson.....12	B. Johnson.....74	Metkovich.....19
1944	Doerr.....10	B. Johnson.....17	B. Johnson.....106	Metkovich.....13
1943	Lupien.....9	Doerr.....16	Tabor.....85	Fox.....22
1942	Pesky.....9	T. Williams.....*36	T. Williams.....*137	DiMaggio.....16
1941	Finney.....10	T. Williams.....*37	T. Williams.....120	Tabor.....17
1940	Finney.....15	Foxx.....36	Foxx.....119	Tabor.....14
1939	T. Williams.....11	Foxx.....*35	T. Williams.....*145	Tabor.....16
1938	Foxx.....9	Foxx.....50	Foxx.....*175	Chapman.....13
1937	Chapman, Cramer.....11	Foxx.....36	Foxx.....127	Chapman.....27
1936	Foxx, Kroner.....8	Foxx.....41	Foxx.....143	Werber.....23
1935	Cronin.....14	Werber.....14	Cronin.....95	Werber.....*29
1934	Johnson, Werber.....10	Werber.....11	R. Johnson.....119	Werber.....*40
1933	Cooke.....10	R. Johnson.....10	R. Johnson.....95	Werber.....15
1932	Olson.....6	Jolley.....18	Jolley.....99	R. Johnson.....13
1931	Oliver.....5	Webb.....14	Webb.....103	Rothrock.....13
1930	Regan.....10	Webb.....16	Webb.....66	Oliver, Reeves.....6
1929	Scarritt.....17	Rothrock.....6	Scarritt.....71	Rothrock.....23
1928	Taitt.....14	Todt.....12	Regan.....75	Myer.....*30
1927	Myer.....11	Todt.....6	Flagstead.....69	Flagstead.....12
1926	Todt.....12	Todt.....7	Jacobson, Todt.....69	Haney.....*13
1925	Todt.....13	Todt.....11	Todt.....75	Ezzell, Prothro.....9
1924	Harris, Veach.....9	I. Boone.....13	Veach.....99	Wambsganss.....14
1923	J. Harris.....11	J. Harris.....13	Burns.....82	McMillan.....13
1922	J. Harris.....9	Burns.....12	Pratt.....86	Menosky.....9
1921	S. Collins.....12	Pratt.....5	Pratt.....102	S. Collins.....15
1920	Hooper.....17	Hooper.....7	Hendryx.....73	Menosky.....23
1919	Ruth.....12	Ruth.....*29	Ruth.....*114	Hooper.....23
1918	Hooper.....13	Ruth.....**11	Ruth.....66	Hooper.....24
1917	Hooper.....11	Hooper.....3	Du. Lewis.....65	Hooper.....21
1916	Hooper, Walker.....11	3 tied.....3	Gardner.....62	Hooper.....27
1915	Hooper.....13	Ruth.....4	Du. Lewis.....76	Speaker.....29
1914	Gardner.....19	Speaker.....4	Speaker.....90	Speaker.....42
1913	Speaker.....22	Hooper.....4	Du. Lewis.....90	Speaker.....46
1912	Gardner.....18	Speaker.....**10	Du. Lewis.....109	Speaker.....52
1911	Speaker.....13	Speaker.....8	Du. Lewis.....86	Hooper.....38
1910	J. Stahl.....16	J. Stahl.....*10	J. Stahl.....77	Hooper.....40
1909	Speaker.....13	Speaker.....7	Speaker.....77	Lord.....36
1908	Gessler.....14	Gessler.....3	Gessler.....63	McConnell.....31
1907	Unglaub.....13	Ferris.....4	Unglaub.....62	He. Wagner.....20
1906	Ferris.....13	C. Stahl.....4	C. Stahl.....51	Parent.....16
1905	Ferris.....16	Ferris.....6	J. Collins.....65	Parent.....25
1904	Freeman, Stahl.....19	Freeman.....7	Freeman.....84	Parent.....20
1903	Freeman.....20	Freeman.....*13	Freeman.....*104	Dougherty.....35
1902	Freeman.....19	Freeman.....11	Freeman.....*121	C. Stahl.....24
1901	Collins, Stahl.....16	Freeman.....12	Freeman.....114	Dowd.....33

* led AL ** tied for AL lead



David Ortiz led the AL and set a club single-season mark with 54 homers in 2006.

Miscellaneous Batting

200-Hit Seasons

RANK/PLAYER	HITS, YEAR	RANK/PLAYER	HITS, YEAR	RANK/PLAYER	HITS, YEAR
1. Boggs.....	*240, 1985	10. Garciaparra.....	*209, 1997	19. Boggs.....	203, 1984
2. Speaker.....	222, 1912	11. Pesky.....	*208, 1946	20. Pedroia	201, 2016
3. Betts	214, 2016	12. Vaughn.....	207, 1996	Buckner.....	201, 1985
Boggs.....	214, 1988	Boggs.....	207, 1986	Rice.....	201, 1979
5. Gonzalez.....	+213, 2011	Pesky.....	*207, 1947	Vosmik.....	201, 1938
Pedroia	+213, 2008	15. Rice.....	206, 1977	24. Boggs.....	200, 1987
Rice.....	*213, 1978	16. Vaughn.....	205, 1998	Rice.....	200, 1986
8. Ellsbury.....	212, 2011	Boggs.....	205, 1989	Cramer.....	+200, 1940
9. Boggs.....	210, 1983	Pesky.....	*205, 1942	Werber.....	200, 1934

*led AL +tied for AL lead

20-Game Hitting Streaks

RANK/PLAYER	G	YEAR(S)	RANK/PLAYER	G	YEAR(S)	RANK/PLAYER	G	YEAR(S)
1. DiMaggio	34	1949	Boggs	25	1987	31. Garciaparra	21	2000-01
2. Garciaparra	30	1997	Metkovich	25	1944	Greenwell	21	1989
Speaker	30	1912	18. Garciaparra	24	1998	Rice	21	1980
4. Bradley Jr.	29	2016	19. Youkilis	23	2007	Doerr	21	1943
Damon	29	2005	Bressoud	23	1963-64	35. Walker	20	2003
6. Boggs	28	1985	T. Williams	23	1941	Boggs	20	1986
7. D. Ortiz	27	2012-13	Myer	23	1928	Easler	20	1984
Ramirez	27	2006	Burns	23	1922	Lynn	20	1979
DiMaggio	27	1951	Pratt	23	1922	Lynn	20	1975
10. Bogaerts	26	2016	25. Ellsbury	22	2009	Jolley	20	1932
Garciaparra	26	2003	Ramirez	22	2002-03	Boone	20	1925
Pesky	26	1947	Jefferson	22	1997	Ruth	20	1919
Freeman	26	1902	Doyle	22	1975	Speaker	20	1912
14. Pedroia	25	2011	DiMaggio	22	1942	Speaker	20	1912
V. Martinez	25	2009	Speaker	22	1913			

Career Pinch-Hit Leaders

Rank/Player	H	Rank/Player	H	Rank/Player	H
1. D. Jones.....	55	8. Rothrock.....	27	13. Geiger.....	22
2. R. Miller.....	49	9. G. Stephens.....	24	14. L. Green.....	21
3. R. Nixon.....	43	10. Finney.....	23	15. Spence.....	20
4. T. Williams.....	33	Gedman.....	23	Tartabull.....	20
5. Cronin.....	29	P. Green.....	23		
Henricksen.....	29				
Varitek.....	29				

Hitting for the Cycle

PLAYER	DATE/OPP.	PLAYER	DATE/OPP.
Brock Holt.....	6/16/2015 vs. ATL	Ted Williams.....	7/21/1946 (G2) vs. STL
John Valentin.....	6/6/1996 vs. CWS	Bob Johnson.....	7/6/1944 vs. DET
Scott Cooper.....	4/12/1994 at KC	Bobby Doerr.....	5/17/1944 (G2) vs. STL
Mike Greenwell.....	9/14/1988 vs. BAL	Leon Culberson.....	7/3/1943 at CLE
Rich Gedman.....	9/18/1985 vs. TOR	Joe Cronin.....	8/2/1940 at DET
Dwight Evans.....	6/28/1984 vs. SEA (11)	Julius Solters.....	8/19/1934 (G1) at DET
Fred Lynn.....	5/13/1980 vs. MIN	Roy Carlyle.....	7/21/1925 (G1) at CWS
Bob Watson.....	9/15/1979 at BAL	Tris Speaker.....	6/9/1912 at STL
Carl Yastrzemski.....	5/14/1965 vs. DET (10)	Patsy Dougherty.....	7/29/1903 vs. NY
Lu Clinton.....	7/13/1962 at KCA (15)*	Buck Freeman.....	6/21/1903 at CLE
Bobby Doerr.....	5/13/1947 vs. CWS		

*Hit for cycle in 9 innings

NOTE: 20 Red Sox have hit for the cycle. Bobby Doerr is the only player to do it twice.

Pitchers Batting Since DH Rule (Non-Interleague Games)

DATE/OPP.	PITCHER	RESULT	DATE/OPP.	PITCHER	RESULT
8/12/2012 at CLE	Clayton Kershaw	SO (swing)	8/13/1985 vs. KC	Tim Lollar-PH	Line out (L-5)
7/31/2000 at SEA	Hipolito Pichardo	SO (called)	7/29/1980 at KC	Dick Drago	Ground out (6-3)
6/28/2000 vs. BAL	Tim Wakefield-PH	Sac. bunt	7/25/1979 vs. OAK	Joel Finch	Fly out (F-9)
6/28/2000 vs. BAL	Pete Schourek-PH	Single CF	7/5/1976 vs. CHW	Luis Tiant	SO (swinging)
5/13/2000 at BAL	Derek Lowe	SO (called)	6/17/1976 at OAK	Dick Pole	Ground out (1-3)
4/22/1998 at DET	Tim Wakefield-PH	Sac. bunt	5/21/1976 at NYY	Jim Willoughby	Fly out (F-8)
5/23/1996 vs. SEA	Roger Clemens	Single CF	7/12/1975 vs. TEX	Luis Tiant	Fly out (F-9)
8/12/1986 at KC (G2)	Tim Lollar-PH	Single CF			

RBI History

Most Career 100-RBI Seasons

No.	PLAYER	YEARS	No.	PLAYER	YEARS	No.	PLAYER	YEARS
10	Ortiz	2003-07, 10, 13-16	6	Foxx	1936-41	4	Evans	1984, 87-89
9	T. Williams	1939-42, 46-49, 51	5	Yastrzemski	1967, 69-70, 76-77	3	V. Stephens	1948-50
8	Rice	1975, 77-79, 83-86	5	Jensen	1954-55, 57-59	3	Cronin	1937, 39-40
6	Ramirez	2001-06	4	Garcia	1998-99, 2002-03	3	Freeman	1901-03
6	Doerr	1940, 42, 46, 48-50	4	Vaughn	1993, 95-96, 98			

Game-Winning RBI Leaders (Since 1979)

Year	Player	RBI	Year	Player	RBI	Year	Player	RBI
1979	Lynn	13	1992	Brunansky	13	2005	Ortiz	21
1980	T. Perez	9	1993	Dawson	16	2006	Ortiz	18
1981	Yastrzemski	10	1994	Naehring	7	2007	Ramirez	17
1982	Rice	15	1995	Valentin	10	2008	Drew	11
1983	Rice	14	1996	Vaughn	12	2009	Bay, Lowell, Ortiz	12
1984	Rice	17	1997	Garcia	13	2010	Ortiz	13
1985	Evans	13	1998	Garcia	20	2011	Gonzalez	17
1986	Baylor	13	1999	O'Leary	14	2012	Gonzalez	11
1987	Boggs	15	2000	Garcia	18	2013	Napoli, Pedroia	12
1988	Greenwell	*23	2001	Ramirez	16	2014	Napoli	9
1989	Burks	12	2002	Garcia	16	2015	Bogaerts , Ortiz	12
1990	Burks	17	2003	Ortiz	16	2016	Ortiz	18
1991	Clark, Greenwell	14	2004	Ortiz, Ramirez	17			

*AL record while official stat

NOTE: A uniform GWRBI rule was adopted by both leagues in 1979 as "the RBI that gives a team a lead it never relinquishes." Discontinued as an official stat after the 1988 season, the Red Sox still use the 1979 rule.

Game-Tying and Go-Ahead RBI Leaders (Since 1972)

Year	Player	RBI	Year	Player	RBI	Year	Player	RBI
1972	Yastrzemski	34	1987	Boggs	39	2002	Ramirez	30
1973	Cepeda	27	1988	Greenwell	44	2003	Ortiz	34
1974	Yastrzemski	30	1989	Greenwell	31	2004	Ortiz	43
1975	Rice	43	1990	Burks	30	2005	Ortiz	48
1976	Yastrzemski	40	1991	Greenwell	27	2006	Ortiz	55
1977	Rice	43	1992	Brunansky	26	2007	Ortiz	47
1978	Rice	58	1993	Greenwell	28	2008	Ortiz, Ramirez	26
1979	Lynn	50	1994	Vaughn	23	2009	Bay	37
1980	T. Perez	34	1995	Vaughn	32	2010	Ortiz	45
1981	Evans	27	1996	Vaughn	42	2011	Gonzalez	37
1982	Evans	36	1997	Garcia	41	2012	Gonzalez	30
1983	Rice	49	1998	Vaughn	39	2013	Pedroia	35
1984	Rice	43	1999	O'Leary	35	2014	Ortiz	30
1985	Buckner	36	2000	Garcia	38	2015	Ortiz	33
1986	Rice	40	2001	Ramirez	47	2016	Ortiz	39

NOTE: The only Red Sox with 40 G-T and G-A RBI who did not lead the team: Jim Rice in 1979 (41), Manny Ramirez in 2004 (41).

Most Consecutive Games with RBI (Since 1914)

PLAYER	GAMES	RBI	YEAR	DATES
Ted Williams	12	18	1942	8/31-9/13
Joe Cronin	12	19	1939	6/27-7/9
Ted Williams	11	21	1950	5/30 (G1)-6/10
Manny Ramirez	10	12	2002	9/14-24
Dwight Evans	10	18	1989	9/15-26
Butch Hobson	10	21	1978	4/14-23
Mike Higgins	10	16	1938	8/30-9/6
Joe Cronin	10	14	1935	8/7 (G1)-17 (G1)
Roy Johnson	10	16	1934	7/6-16 (G2)
Joe Harris	10	13	1924	5/14-24

Red Sox Most RBI in One Game

RBI	PLAYER	DATE	OPP.	RBI	PLAYER	DATE	OPP.
10	Nomar Garcia	5/10/1999	vs. SEA	9	Jim Tabor	7/4/1939	at PHA (G2)
10	Fred Lynn	6/18/1975	at DET	8	Mookie Betts	8/14/2016	vs. ARI
10	Norm Zauchin	5/27/1955	vs. WAS	8	Nomar Garcia	7/23/2002	vs. TB (G1)
10	Rudy York	7/27/1946	at STL	8	Bobby Doerr	6/8/1950	vs. STL
9	Bill Mueller	7/29/2003	at TEX	8	Ted Williams	7/14/1946	vs. CLE (G1)
9	Mike Greenwell*	9/2/1996	at SEA (10)	8	Jimmie Foxx	9/7/1938	vs. NYY (6)
9	Jackie Jensen	8/2/1956	at DET				

*ML record for a player who drove in all his team's runs in a single game

RBI History, Continued

Red Sox 30-RBI Months (Since 1970)

YEAR	MONTH	PLAYER	RBI	GAMES PLAYED
2011	May	Adrian Gonzalez	31	29
2009	May	Jason Bay	30	28
2006	July	David Ortiz	35	26
2005	Aug.	David Ortiz	30	26
2004	June	David Ortiz	31	25
2002	Sept.	Manny Ramirez	30	27
2001	April	Manny Ramirez	31	25
1999	May	Nomar Garciaparra	33	27
1998	July	Nomar Garciaparra	33	27
1995	Aug.	John Valentin	31	29
1992	July	Tom Brunansky	32	27
1989	Aug.	Nick Esasky	35	33
1988	June	Mike Greenwell	31	26
1987	Aug.	Dwight Evans	31	27
1984	June	Tony Armas	30	29
1983	Aug.	Jim Rice	32	31
1980	Sept.	Jim Rice	31	29
1978	Aug.	Jim Rice	33	29
1978	May	Jim Rice	33	30
1977	Sept.	Carlton Fisk	35	29
1975	June	Fred Lynn	32	31
1973	Sept.	Carl Yastrzemski	30	28
1970	Sept.	Tony Conigliaro	32	29

NOTE: Ted Williams holds the club record for RBI in a month with 41 in May 1942 (28 G). He also had 40 RBI in June 1950 (29 G). Clyde Vollmer is the only other Red Sox player to reach 40 in a month with 40 in July 1951 (29 G).

Multiple-Run Innings/Games

10-Run Innings

RUNS	OPPONENT	DATE	INNING	SCORE
17	Detroit	6/18/1953	7	23-3
14	Florida	6/27/2003	1	25-8
14	Philadelphia	7/4/1948	7	19-5
12	Cleveland	5/7/2009	6	13-3
12	at Cleveland	8/21/1986	6	24-5
12	Baltimore	8/10/1965	5	15-5 (G1)
12	Chicago	5/4/1962	5	13-6
12	at Washington	8/4/1945	4	15-4 (G2)
12	at Detroit	7/25/1936	5	18-3
12	Detroit	5/6/1934	4	14-4
11	Chicago (AL)	6/26/1999	1	17-1
11	at New York (AL)	5/31/1998	3	13-7
11	Baltimore	6/8/1977	2	14-5
11	at Detroit	6/23/1952	4	12-6
11	Chicago	7/14/1950	3	13-1
11	Philadelphia	4/30/1950	4	19-0
11	St. Louis	8/25/1940	6	17-3
11	Philadelphia	7/5/1936	2	16-2 (G1)
11	Philadelphia	8/13/1933	1	19-10
11	St. Louis	5/12/1928	3	15-2
10	San Diego	6/20/2011	7	14-5
10	Texas	8/12/2008	1	19-17
10	Tampa Bay	7/23/2002	3	22-4 (G1)
10	at Toronto	6/21/1994	1	13-1
10	Texas	7/30/1991	3	11-6
10	at Kansas City	8/26/1957	7	16-0
10	Chicago	7/26/1949	8	11-2
10	Washington	9/27/1940	4	24-4
10	Detroit	9/21/1937	5	12-7
10	at Detroit	7/11/1929	6	15-8
10	Philadelphia	4/19/1924	2	12-0
10	at Philadelphia	5/2/1901	3	23-12

Multiple-Run Innings/Games, Continued

Most Runs by Inning

INN.	RUNS	OPP.	DATE	SCORE	INN.	RUNS	OPP.	DATE	SCORE
1st	14	vs. FLA	6/27/2003	25-8	5th	12	vs. BAL	8/10/1965 (G1)	15-5
2nd	11	vs. BAL	6/8/1977	14-5		12	vs. CWS	5/4/1962	13-6
	11	vs. PHA	7/5/1936 (G1)	16-2		12	at DET	7/25/1936	18-3
3rd	11	at NYY	5/31/1998	13-7	6th	12	vs. CLE	5/7/2009	13-3
	11	vs. CWS	7/14/1950	13-1		12	at CLE	8/21/1986	24-5
	11	vs. STL	5/12/1928	15-2	7th	17	vs. DET	6/18/1953	23-3
4th	12	at WAS	8/4/1945 (G2)	15-4	8th	10	vs. CWS	7/26/1949	11-2
	12	vs. DET	5/6/1934	14-4	9th	9	at NYY	4/30/1906	13-4
						9	at MIL	6/2/1901	13-2
					10th*	9	at CWS	7/8/1973 (G2)	11-2
* Team extra-inning record									

* Team extra-inning record

20-Run Games

SCORE	DATE	OPP.	WINNER	SCORE	DATE	OPP.	WINNER
29-4	6/8/1950	vs. STL	Chuck Stobbs	22-11	4/12/1994	at KC	Danny Darwin
25-8	6/27/2003	vs. FLA	Byung-Hyun Kim	22-14	6/29/1950	at PHA	Al Papai
24-5	8/21/1986	at CLE	Oil Can Boyd	21-11	8/30/1970 (G1)	at CWS	Ken Brett
24-4	9/27/1940	vs. WAS	Fritz Ostermueller	21-2	6/24/1949	vs. STL	Ellis Kinder
23-7	10/10/1999*	vs. CLE	Rich Garces	21-8	5/29/1912 (G1)	vs. WAS	Joe Wood
23-3	6/18/1953	vs. DET	Ellis Kinder	20-4	9/4/2013	vs. DET	Ryan Dempster
23-12	5/2/1901	at PHA	Ted Lewis	20-6	9/6/1975	at MIL	Roger Moret
22-10	8/15/2015	vs. SEA	Wade Miley	20-10	5/31/1954 (G1)	vs. PHA	Tom Herrin
22-4	7/23/2002 (G1)	vs. TB	Tim Wakefield	20-4	6/7/1950	vs. STL	Joe Dobson

* ALDS G4

20-Run Games by Red Sox Opponents

SCORE	DATE	OPP.	LOSER	SCORE	DATE	OPP.	LOSER
27-3	7/7/1923 (G1)	at CLE	Curt Fullerton	21-2	5/20/1994	at MIN	Joe Hesketh
24-6	5/1/1929	vs. PHA	Milt Gaston	21-7	6/14/1969	vs. OAK	Ray Jarvis
24-4	9/28/1923	vs. NYY	Howard Ehmke	21-7	6/26/1960 (G2)	at CWS	Tom Borland
22-1	6/19/2000	vs. NYY	Brian Rose	20-2	8/31/2012	at OAK	Aaron Cook
22-13	5/31/1970	vs. CWS	Gary Peters	20-11	8/21/2009	vs. NYY	Brad Penny
22-9	7/8/1902	vs. PHA	George Prentiss	20-2	6/20/1980	vs. CAL	Steve Renko
21-2	7/2/2016	vs. LAA	Clay Buchholz	20-8	7/7/1928 (G1)	vs. DET	Slim Harris

Stolen Base History

Red Sox with 25 or More Steals in a Season

Rank/Player	SB	Year	Rank/Player	SB	Year	Rank/Player	SB	Year
1. Ellsbury.....	*70	2009	17. Lugo.....	33	2007	33. Burks.....	27	1987
2. Harper.....	*54	1973	Dowd.....	33	1901	Chapman.....	27	1937
3. Ellsbury.....	*52	2008	19. Damon.....	31	2002	Hooper.....	27	1916
Speaker.....	52	1912	McConnell.....	31	1908	Gardner.....	27	1911
5. Ellsbury.....	*50	2008	21. Damon.....	30	2003	Niles.....	27	1909
6. Speaker.....	46	1913	Remy.....	30	1978	38. Betts	26	2016
7. O. Nixon.....	42	1994	Myer.....	*30	1928	Pedroia	26	2011
Speaker.....	42	1914	24. Da. Lewis.....	29	1998	Foy.....	26	1968
9. Werber.....	*40	1934	Werber.....	*29	1935	Hooper.....	26	1913
Hooper.....	40	1910	Speaker.....	29	1915	He. Wagner.....	26	1910
11. Ellsbury.....	39	2011	Janvrin.....	29	1914	McConnell.....	26	1909
12. Hooper.....	38	1911	Hooper.....	29	1912	44. Burks.....	25	1988
13. H. Lord.....	36	1909	C. Stahl.....	29	1901	Harper.....	25	1972
14. Speaker.....	35	1910	30. Crisp.....	28	2007	Gardner.....	25	1912
Speaker.....	35	1909	Harper.....	28	1974	Speaker.....	25	1911
Dougherty.....	35	1903	Engle.....	28	1913	Parent.....	25	1905

*Led the AL

20-Homer, 20-Steal Seasons

YEAR	PLAYER	POS.	HR	SB	YEAR	PLAYER	POS.	HR	SB
2016	Mookie Betts	RF	31	26	1987	Ellis Burks	CF	20	27
2011	Jacoby Ellsbury	CF	32	39	1970	Carl Yastrzemski	1B	40	23
2011	Dustin Pedroia	2B	21	26	1959	Jackie Jensen	RF	28	20
1997	Nomar Garciaparra	SS	30	22	1954	Jackie Jensen	RF	25	22
1995	John Valentin	SS	27	20					

NOTE: Jacoby Ellsbury is the only Red Sox player to reach 30 homers and 30 steals in a season (2011).

Batting
Records

Home Run Records

Individual

MOST, Game	3, 29 times, last Mookie Betts , 8/14/2016 vs. ARI
MOST, Game at Fenway Park	3, 15 times, last Mookie Betts , 8/14/2016 vs. ARI
MOST, Game by Opponent	3, 23 times, last Mark Teixeira, 5/8/2010 vs. NYY
MOST CONSECUTIVE, Game	3, Kevin Millar, 7/23/2004 vs. NYY; Nomar Garciaparra, 7/23/2002 (G1) vs. TB; Mo Vaughn, 9/24/1996 vs. BAL; Tom Brunansky, 9/29/1990 vs. TOR; Ken Harrelson, 6/14/1968 at CLE
MOST, Doubleheader	4**, Jim Tabor, 7/4/1939 (G2) at PHA
MOST, Inning	2++, David Ortiz, 8/12/2008 vs. TEX (1st); Nomar Garciaparra, 7/23/2002 (G1) vs. TB (3rd); Ellis Burks, 8/27/1990 at CLE (4th); Bill Regan, 7/16/1928 at CWS (4th)
MOST, Consecutive Innings	3+, Nomar Garciaparra, 7/23/2002 (G1) vs. TB (3rd & 4th)
MOST CONSECUTIVE, At-Bats	4++, Ted Williams, 9/17-22, 1957
MOST GRAND SLAMS, Game	2++, Bill Mueller, 6/29/2003 at TEX; Nomar Garciaparra, 5/10/1999 vs. SEA; Rudy York, 7/27/1946 at STL; Jim Tabor, 7/4/1939 (G2) at PHA
MOST GRAND SLAMS, Consecutive Innings	2++, Bill Mueller, 6/29/2003 at TEX (7th & 8th)
GRAND SLAMS, Both Sides of Plate	+Bill Mueller, 6/29/2003 at TEX
MOST, Season	54, David Ortiz, 2006
MOST, Season by RH Batter	50, Jimmie Foxx, 1938
MOST, Season by Switch-Hitter	34, Carl Everett, 2000
MOST, Season at Fenway Park	35, Jimmie Foxx, 1938
MOST, Season at Fenway Park by LH Batter	28, Fred Lynn, 1979
MOST, Season at Fenway Park by Switch-Hitter	17, Carl Everett, 2000
MOST, Season on Road	32***, David Ortiz, 2006
MOST, Season by Rookie	34, Walt Dropo, 1950
MOST GRAND SLAMS, Season	4, Babe Ruth, 1919
MOST GRAND SLAMS, Lifetime	17, Ted Williams
MOST GRAND SLAMS, Rookie	2, Ryan Kalish, 2010; Bob Zupcic, 1992; Ellis Burks, 1987; Faye Throneberry, 1952; Walt Dropo, 1950; Jim Tabor, 1939; Ted Williams, 1939
MOST, One Month	14, David Ortiz, July 2006; Jackie Jensen, June 1958
MOST CONSECUTIVE GAMES WITH HR	5, Jose Canseco, 8/21-25/1995; George Scott, 6/14-19/1977; Dick Stuart, 6/11-16/1963; Ted Williams, 7/12-16/1957; Jimmie Foxx, 8/13-17/1940
MOST IN TWO CONSECUTIVE GAMES	5++, Mookie Betts , 5/31-6/1/2016; Nomar Garciaparra, 7/21-23 (G1)/2002; Carl Yastrzemski, 5/19-20/1976
MOST INSIDE-THE-PARK, Season	9, Hobe Ferris, 1903
MOST INSIDE-THE-PARK, Career	25, Tris Speaker
MOST LEADOFF, Season	7, Nomar Garciaparra, 1997
MOST LEADOFF, Career	10, Jacoby Ellsbury
MOST EXTRA INNINGS, Season	3, David Ortiz, 2014, 2003; Ted Williams, 1946
MOST EXTRA INNINGS, Career	13, Ted Williams
MOST PINCH HIT, Season	5*, Joe Cronin, 1943
MOST PINCH HIT, Career	7, Ted Williams
PINCH HIT, Both Games of DH	++Joe Cronin, 6/17/1943 vs. PHA
YOUNGEST PLAYER TO HIT HR	Jerry Moses, 18 years 289 days, 5/25/1965 vs. MIN (PH)
OLDEST PLAYER TO HIT HR	Carl Yastrzemski, 44 years 19 days, 9/10/1983 at CLE
HR ON FIRST ML PITCH SEEN	Daniel Nava, 6/12/2010 vs. PHI
HR IN FIRST ML PLATE APPEARANCE	Daniel Nava, 6/12/2010 vs. PHI; Eddie Pellagrini, 4/22/1946 vs. WAS; Lefty LeFebvre, 6/10/1938 vs. CWS
MOST MULTI-HR GAMES, Season	10, Jimmie Foxx, 1938
MOST 3+ HR GAMES, Season	2**, Mookie Betts , 2016; Ted Williams, 1957
MOST MULTI-HR GAMES, Career	49, David Ortiz
MOST LIFETIME	521, Ted Williams
MOST LIFETIME, at Fenway Park	248, Ted Williams
MOST SEASONS, 20 or More	16**, Ted Williams
MOST SEASONS, 30 or More	10, David Ortiz
MOST SEASONS, 40 or More	3, David Ortiz, Manny Ramirez, Carl Yastrzemski
MOST, First Two ML Games (HR each game)	2**, Sam Horn, 7/25-26/1987
MOST, Season vs. Opponent	12, Ted Williams vs. CWS, 1949; Jimmie Foxx vs. CLE, 1938
MOST, Season vs. Opponent at Fenway Park	9, Jimmie Foxx vs. CLE, 1938
MOST, Season vs. Opponent on Road	8, Mookie Betts vs. BAL, 2016; Jimmie Foxx vs. STL, 1939
MOST, Season by Opponent	11, Mickey Mantle, 1954 (NYY); Lou Gehrig, 1927 (NYY); Babe Ruth, 1927 (NYY)
MOST, Season by Opponent at Fenway Park	8, Babe Ruth, NYY, 1927
MOST, Season by Opponent vs. Red Sox on Road	7, Hal Trosky, CLE, 1936

+ML record (since 1900) ++tied for ML record *AL record **tied for AL record

Home Run Records, Continued

Club

MOST, Game	8, 9/4/2013 vs. DET; 7/4/1977 vs. TOR
MOST, Game on Road	7, 7/4/2003 at NYY; 7/24/1999 at DET
MOST, Inning	4, 11 times, last 5/20/2009 vs. TOR
MOST, Inning by Opponent	4, 10/1/2012 at NYY (2nd); 8/21/1997 at OAK (3rd); 5/17/1967 vs. BAL (7th)
MOST CONSECUTIVE, Inning	4++, 4/22/2007 vs. NYY (3rd)
MOST WITH 2 OUTS, Inning	4**, 4/22/2007 vs. NYY (3rd); 7/18/1998 at DET (4th)
MOST, Season Opener	5**, 4/6/2015 at PHI; 4/12/1965 vs. WAS
MOST, Season Opener, Both Clubs	7**, 4/12/1965 vs. WAS
MOST PLAYERS HOMERING IN GAME	7**, 9/4/2013 vs. DET
MOST PLAYERS HOMERING IN GAME, Both Clubs	9**, 9/15/2008 at TB; 5/22/1977 vs. MIL (G1); 5/17/1967 vs. BAL; 5/25/1965 vs. MIN
MOST PLAYERS, 2 or more HR	3++, 7/4/2003 at NYY; 6/8/1950 vs. STL
MOST, To start game	2, 7 times, last 5/31/2016 at BAL (Betts, Pedroia)
MOST SOLO HR, 9-Inning Game	7++, 7/4/1977 vs. TOR
MOST IN EXTRA INNINGS, Game	3, 4/29/1951 at PHA
MOST GRAND SLAMS, Game	2, 10 times, last 5/22/2008 vs. KC (J.D. Drew, Mike Lowell)
MOST PINCH-HIT, Game	2**, 6/7/2003 at MIL (Kevin Millar, Bill Mueller); 9/19/1997 (10 inn.) vs. CWS (Scott Hatteberg, Curtis Pride)
MOST PINCH-HIT, Inning	2++, vs. CWS, 9/19/1997 (Hatteberg, Pride) (9th inn.)
MOST, Season	238, 2003
MOST Season at Home	124, 1977
MOST, Season on Road	127, 2003
MOST ALLOWED, Season	190, 2012; 1987
MOST ALLOWED, Season at Home	97, 2012; 1966
MOST ALLOWED, Season on Road	115, 1987
MOST LEAD-OFF, Season	8, 1997
MOST LEAD-OFF ALLOWED, Season	8, 1999
MOST IN EXTRA INNINGS, Season	8, 1959; 1951
MOST ALLOWED IN EXTRA INNINGS	7, 1987; 1969
MOST GRAND SLAMS, Season	11, 2005
MOST GRAND SLAMS ALLOWED, Season	8, 2005; 2004
MOST INSIDE-THE-PARK, Season	38, 1903
MOST INSIDE-THE-PARK ALLOWED, Season	27, 1906
MOST PINCH-HIT, Season	7, 2013; 1953
MOST HIT BY PITCHERS, Season	8, 1971; 1935
MOST IN ONE MONTH	55, July 2003
MOST ALLOWED IN ONE MONTH	49, June 1966
MOST IN A SEASON, by teammates	92, 2005 (Ortiz-47; Ramirez-45)
MOST GAMES, HR by Teammates, Season	12, 2006 (Ortiz, Ramirez); 2004 (Ortiz, Ramirez)
MOST GAMES, Five or More HR	8+, 1977 (161 games)
MOST TIMES, Two or More Consecutive HR in One Game	16, 1977 (161 games)
MOST CONSECUTIVE GAMES, One or More HR	22 (36 HR), 4/29-5/22/2016
MOST IN BACK-TO-BACK GAMES	12, 7/21 at TB-7/23/2002 (G1) at NYY; 6/7-8/1950 vs. STL
FEWEST GAMES TO REACH 100 HR	65, 1977
MOST PLAYERS, at least one HR, Season	24**, 2009
MOST PLAYERS, 40 or More HR, Season	2**, 2005; 2004; 1969
MOST PLAYERS, 30 or More HR, Season	3, 2016; 1977
MOST PLAYERS, 20 or More HR, Season	6, 2003
MOST PLAYERS, 10 or More HR, Season	9, 2003
FEWEST ALLOWED, Season	6*, 1913
FEWEST ALLOWED, Season Since 1946	82, 1949
MOST, Season vs. One Opponent	38, BAL, 2003 (19 games)
MOST, Season vs. One Opponent, Fenway Park	22, NYY, 1977 (7 games)
MOST, Season vs. One Opponent, Road	23, BAL, 2016 (10 games)
MOST, Season by One Opponent	43, NYY, 2012 (18 games)
MOST, Season by One Opponent, Fenway Park	25, CLE, 1954 (13 games)
MOST, Season by One Opponent, Road	24, NYY, 2012 (9 games)

+ML record (since 1900) ++tied for ML record *AL record **tied for AL record

Home Run Records, Continued

Red Sox Home Runs from Both Sides of the Plate

PLAYER	DATE	OPP.	PLAYER	DATE	OPP.
Victor Martinez	5/17/2010	at NYY	Luis Alicea	7/28/1995	at TEX
Jason Varitek	8/16/2005	at DET	Reggie Smith	4/16/1973	vs. DET
Bill Mueller	7/29/2003	at TEX	Reggie Smith	7/2/1972 (G1)	vs. MIL
Bill Mueller	7/4/2003	at NYY	Reggie Smith	8/11/1968 (G2)	at DET
Carl Everett	8/29/2000	at TB	Reggie Smith	8/20/1967 (G1)	vs. CAL
Carl Everett	4/11/2000	vs. MIN			

Most Home Runs in a Single Game

HR	PLAYER	DATE	OPP.	SCORE
3	Mookie Betts	8/14/2016	vs. ARI	16-2
3	Hanley Ramirez	7/20/2016	vs. SF	11-7
3	Mookie Betts	5/31/2016	at BAL	6-2
3	Will Middlebrooks	4/7/2013	at TOR	13-0
3	Dustin Pedroia	6/24/2010	at COL	13-11 (10)
3	Kevin Millar	7/23/2004	vs. NYY	7-8
3	Bill Mueller	7/29/2003	at TEX	14-7
3	Nomar Garciaparra	7/23/2002	vs. TB	22-4
3	Jason Varitek	5/20/2001	at KC	10-3
3	Trot Nixon*	7/24/1999	at DET	11-4
3	Nomar Garciaparra	5/10/1999	vs. SEA	12-4
3	Mo Vaughn	5/30/1997	vs. NYY	10-4
3	Mo Vaughn	9/24/1996	vs. BAL	13-8
3	John Valentin	6/2/1995	vs. SEA	6-5 (10)
3	Jack Clark	7/31/1991	vs. OAK	11-10 (14)
3	Tom Brunansky	9/29/1990	vs. TOR	7-5
3	Jim Rice	8/29/1983 (G2)	at TOR	8-7
3	Jim Rice	8/29/1977	vs. OAK	7-8
3	Carl Yastrzemski	5/19/1976	at DET	9-2
3	Fred Lynn*	6/18/1975	at DET	15-1
3	Joe Lahoud*	6/11/1969	at MIN	13-5
3	Ken Harrelson	6/14/1968	at CLE	7-2
3	Ted Williams	6/13/1957	at CLE	9-3
3	Ted Williams	5/8/1957	at CWS	4-1
3	Norm Zauchin*	5/27/1955	vs. WAS	16-0
3	Clyde Vollmer	7/26/1951	vs. CWS	13-10
3	Bobby Doerr	6/8/1950	vs. STL	29-4
3	Ted Williams	7/14/1946 (G1)	vs. CLE	11-10
3	Jim Tabor*	7/4/1939 (G2)	at PHA	18-12

* Rookie

Most Home Runs by Opponent in a Single Game

HR	PLAYER	DATE	OPP.	SCORE
3	Mark Teixeira	5/8/2010	vs. NYY	3-14
3	Adam Lind	9/29/2009	vs. TOR	7-8
3	Frank Thomas	9/17/2007	at TOR	1-6
3	Vernon Wells	5/30/2006	at TOR	5-8
3	Roberto Alomar	4/26/1997	at BAL	5-14
3	Frank Thomas	9/15/1996	vs. CWS	9-8
3	Mark McGwire	6/11/1995	vs. OAK	1-8
3	Tim Lincecum	4/18/1994	vs. CWS	1-12
3	Joe Carter	5/28/1987	vs. CLE	12-8
3	Joe Carter	8/29/1986	vs. CLE	3-7
3	Ben Oglivie	5/14/1983	at MIL	7-8 (10)
3	Freddie Patek	6/20/1980	vs. CAL	2-20
3	Bill Freehan	8/9/1971	vs. DET	11-12
3	Boog Powell	8/15/1966	vs. BAL	2-4 (11)
3	Harmon Killebrew	9/21/1963 (G1)	vs. MIN	4-13
3	Don Leppert	4/11/1963	at WAS	0-8
3	Bob Cerv	8/20/1959	at KCA	11-10
3	Bobby Avila	6/20/1951	vs. CLE	8-14
3	Sam Chapman	8/15/1946	at PHA	3-5
3	Mike Higgins	5/20/1940	at DET	7-10
3	Ken Keltner	5/25/1939	vs. CLE	0-11
3	Pinky Higgins	6/27/1935	at PHA	2-14
3	Lou Gehrig	6/23/1927	vs. NYY	4-11

Home Run Records, Continued

Most Home Runs by Position

POSITION	SINGLE SEASON	CAREER
Pitcher	6 - W. Ferrell (1935), E. Wilson (1965), S. Siebert (1971)	17 - Earl Wilson
Catcher	26 - Carlton Fisk (1973, 1977)	190 - Jason Varitek
First Base	50 - Jimmie Foxx (1938)	217 - Mo Vaughn
Second Base	27 - Bobby Doerr (1948, 1950)	221 - Bobby Doerr
Third Base	30 - Butch Hobson (1977)	131 - Frank Malzone
Shortstop	40 - Rico Petrocelli (1969)	177 - Nomar Garciaparra
Left Field	45 - Manny Ramirez (2005)	477 - Ted Williams
Center Field	38 - F. Lynn (1979), T. Armas (1984)	123 - Fred Lynn
Right Field	36 - Tony Conigliaro (1970)	315 - Dwight Evans
Designated Hitter	47 - David Ortiz (2006)	443 - David Ortiz

Most Home Runs in a Single Game

HR	DATE	OPP.	PLAYERS	SCORE
8	9/4/2013	vs. DET	Napoli, Lavarnway, Nava, Middlebrooks, Ortiz (2), Ellsbury, Drew	20-4
8	7/4/1977	vs. TOR	Lynn (2), Scott (2), Carbo, Hobson, Rice, Yastrzemski	9-6
7	7/4/2003	at NYY	Mueller (2), Ortiz (2), Varitek (2), Ramirez	10-3
7	7/23/2002 (G1)	vs. TB	Garciaparra (3), Ramirez (2), Damon, Nixon	22-4
7	7/24/1999	at DET	Nixon (3), Garciaparra (2), Daubach, O'Leary	11-4
7	6/8/1950	vs. STL	Doerr (3), Dropto (2), Williams (2)	29-4

NOTE: Boston has hit 6 homers in a game 21 times, last on 4/7/2013 at Toronto.

Most Home Runs in an Inning

HR	DATE	OPP.	INN.	PLAYERS
4	5/20/2009	vs. TOR	5	Varitek, Ortiz, Bay, Lowell
4	4/22/2007	vs. NYY	3	Ramirez, Drew, Lowell, Varitek*
4	7/23/2002 (G1)	vs. TB	3	Damon, Garciaparra, Ramirez, Garciaparra
4	7/3/2000	at MIN	4	Everett, O'Leary, Varitek, Burkhart
4	7/18/1998	at DET	4	Sadler, Lewis, Garciaparra, Vaughn
4	5/31/1980	vs. MIL	4	Stapleton, Perez, Fisk, Hobson
4	7/4/1977	vs. TOR	8	Lynn, Rice, Yastrzemski, Scott
4	6/17/1977	vs. NYY	1	Burleson, Lynn, Fisk, Scott
4	8/26/1957	at KCA	7	Zauchin, Lepcio, Piersall, Malzone
4	5/22/1957	vs. CLE	6	Mauch, Williams, Gernert, Malzone
4	9/24/1940 (G1)	at PHA	6	Williams, Foxx, Cronin, Tabor

*Tied a ML record with 4 consecutive home runs in an inning

Career Grand Slam Leaders

Rank/Player	GS	Rank/Player	GS	Rank/Player	GS
1. T. Williams	17	Vaughn	7	V. Stephens	5
2. Ortiz	10	Yastrzemski	7	Wertz	5
3. Petrocelli	9	12. Burks	6	21. Brunansky	4
4. Doerr	8	Tabor	6	Cronin	4
Nixon	8	14. T. Conigliaro	5	Lowell	4
Rice	8	DiMaggio	5	Pedroia	4
7. Foxx	7	Evans	5	Ruth	4
Jensen	7	Foy	5	Stuart	4
Ramirez	7	Garciaparra	5		

NOTE: The Red Sox have hit a total of 385 grand slams, including 222 at Fenway Park and 3 at the Huntington Avenue Grounds.

Single-Season Grand Slam Leaders

Rank/Player	GS	Year	Rank/Player	GS	Year	Rank/Player	GS	Year
1. Ruth	4	1919	Petrocelli	3	1972	T. Williams	3	1955
2. Napoli	3	2013	Yastrzemski	3	1969	Foxx	3	1940
Ramirez	3	2005	Stuart	3	1964	Foxx	3	1938
Vaughn	3	1995	Wertz	3	1960	12. 49 players	2	

NOTE: The Red Sox record for club grand slams in a season is 11 set in 2005. Boston's next-highest total is 9 grand slams in a season 5 times: 1923, 2001, 1987, 1950 and 1941.

Pitchers With Grand Slams

PITCHER	DATE	OPP.	SCORE	DECISION
Ellis Kinder	8/6/1950	at CWS	9-2 (G1)	Won
Wes Ferrell	8/12/1936	vs. PHA	6-4 (G1)	Won
Lefty Grove	7/27/1935	at PHA	6-7 (G1)	Lost
Babe Ruth	5/20/1919	at STL	6-4	Won

Home Run Records, Continued

Most Grand Slams in a Game

GRAND SLAMS	DATE	OPP.	PLAYERS
2	5/22/2008	vs. KC	Drew, Lowell
2	7/29/2003	at TEX	Mueller (2)
2	5/10/1999	vs. SEA	Garcia (2)
2	5/2/1995	at NYY	Valentin, Vaughn
2	6/10/1987	at BAL	Burks, Barrett
2	8/7/1984 (G1)	vs. DET	Armas, Buckner
2	5/10/1960	vs. CWS	Wertz, Repulski
2	7/27/1946	at STL	York (2)
2	7/4/1939 (G2)	at PHA	Tabor (2)
2	5/13/1934	vs. CWS	Walters, Morgan

NOTE: The Red Sox own the major league record for most multi-slam games with 10.

Career Leadoff Home Run Leaders

Rank/Player	HR	Rank/Player	HR	Rank/Player	HR
1. Ellsbury.....	10	Hooper.....	7	R. Smith.....	4
2. DiMaggio.....	9	9. Burks.....	6	Youkilis.....	4
T. Harper.....	9	Damon.....	6	Lake.....	3
4. M. Andrews.....	8	11. Burleson.....	5	Mantilla.....	3
Betts.....	8	12. Boggs.....	4	Pedroia.....	3
D. Evans.....	7	Bragg.....	4	Piersall.....	3
Garcia (2).....	7	Carbo.....	4		

Single-Season Leadoff Home Run Leaders

Rank/Player	HR	Year	Rank/Player	HR	Year	Rank/Player	HR	Year
1. Garcia (2).....	7	1997	Carbo.....	4	1975	Damon.....	3	2004
2. Betts.....	6	2016	Harper.....	4	1973	R. Smith.....	3	1967
3. Evans.....	5	1985	Harper.....	4	1972	Lake.....	3	1945
4. Ellsbury.....	4	2011	Andrews.....	4	1970	Hooper.....	3	1913
Youkilis.....	4	2006	11. Ellsbury.....	3	2013	17. 17 players.....	2	
Burks.....	4	1987	Ellsbury.....	3	2008			

NOTE: The Red Sox club record for most leadoff home runs in a season is 8 in 1997.

Career Pinch-Hit Home Run Leaders

Rank/Player	HR	Rank/Player	HR	Rank/Player	HR
1. T. Williams.....	7	Gedman.....	3	B. Stanley.....	3
2. Gomes.....	6	Hatteberg.....	3	Varitek.....	3
3. Cronin.....	5	C. Maxwell.....	3	Vollmer.....	3
4. Wilber.....	4	Ortiz.....	3	13. 23 players.....	2
5. Carbo.....	3	Spence.....	3		

Single-Season Pinch-Hit Home Run Leaders

Rank/Player	HR	Year	Rank/Player	HR	Year	Rank/Player	HR	Year
1. Cronin.....	5	1943	Hatteberg.....	2	2000	Tillman.....	2	1962
2. Gomes.....	4	2013	Cummings.....	2	1998	Repulski.....	2	1960
Wilber.....	4	1953	B. Stanley.....	2	1997	T. Williams.....	2	1953
4. Carbo.....	3	1977	Gedman.....	2	1984	Vollmer.....	2	1950
T. Williams.....	3	1957	T. Perez.....	2	1982	Spence.....	2	1940
C. Maxwell.....	3	1951	Kosco.....	2	1972	Reynolds.....	2	1934
7. Gomes.....	2	2014	Peters.....	2	1971	Jolley.....	2	1933
Carp.....	2	2013	Ch. Schilling.....	2	1965			

NOTE: The Red Sox club record for most pinch-hit home runs in a season is 7 in 1953 and 2013.

Pinch-Hit Grand Slams

PLAYER	DATE	OPP.	PITCHER	INN.	SCORE
Mike Carp	9/11/2013	at TB	Roberto Hernandez	10	7-3
Kevin Millar	6/7/2003	at MIL	Jayson Durocher	7	11-10
Shea Hillenbrand	5/4/2002	at TB	Victor Zambrano	9	7-5
Rich Gedman	8/10/1986	at DET	Willie Hernandez	8	8-6
Vic Wertz	8/25/1960	vs. CLE	Don Newcombe	4	10-6
Rip Repulski	5/10/1960	vs. CWS	Don Ferrarese	8	9-7
Vic Wertz	8/14/1959	at NYY	Ryne Duren	8	11-6
Charlie Maxwell	8/2/1951 (G2)	vs. STL	Satchel Paige	7	11-6
Clyde Vollmer	8/27/1950	vs. CLE	Al Benton	7	11-9

Home Run Records, Continued

Career Inside-The-Park Home Run Leaders

Rank/Player	HR	Rank/Player	HR	Rank/Player	HR
1. Speaker.....	25	6. L. Gardner.....	14	He. Wagner.....	8
2. H. Ferris.....	24	Parent.....	14	Criger.....	6
3. J. Collins.....	21	8. Hooper.....	11	13. C. Young.....	5
Freeman.....	21	Du. Lewis.....	11	14. 5 players.....	4
5. C. Stahl.....	16	10. J. Stahl.....	8		

Single-Season Inside-The-Park Home Run Leaders

Rank/Player	HR	Year	Rank/Player	HR	Year	Rank/Player	HR	Year
1. H. Ferris.....	9	1903	Freeman.....	6	1901	H. Ferris.....	5	1902
2. Speaker.....	8	1912	C. Stahl.....	6	1901	Freeman.....	5	1902
3. Freeman.....	7	1903	7. Parent.....	5	1904	11. 13 players.....	4	
4. Speaker.....	6	1909	J. Collins.....	5	1902			

NOTE: The Red Sox club record for most inside-the-park home runs in a season is 38 in 1903.

Most Recent Inside-The-Park Home Runs by Red Sox

PLAYER	DATE	OPP.	PITCHER	INN.	ON BASE
Blake Swihart	8/28/2015	at NYM	Carlos Torres	10	0
Jacoby Ellsbury	9/19/2011 (G2)	vs. BAL	Jeremy Accardo	7	0
Kevin Youkilis	5/28/2007	vs. CLE	Roberto Hernandez	7	0
Trot Nixon	7/15/2005	vs. NYY	Darrell May	2	2
Pokey Reese	5/8/2004	vs. KC	Jimmy Gobble	5	0
Kevin Millar	8/26/2003	vs. TOR	Aquilino Lopez	9	0
Darren Lewis	7/28/1998	at OAK	T. J. Mathews	6	2
Nomar Garciaparra	7/26/1998	vs. TOR	Pat Hentgen	7	2
Luis Rivera	6/21/1991	vs. OAK	Mike Moore	6	0
Mike Greenwell	9/1/1990	vs. NYY	Greg Cadaret	5	3

Most Recent Inside-The-Park Home Runs by Opponents

PLAYER	DATE	OPP.	PITCHER	INN.	ON BASE
Kevin Kiermaier	5/31/2014	vs. TB	Alex Wilson	8	0
Robert Andino	9/26/2011	at BAL	Josh Beckett	6	2
Adrian Beltre	7/23/2006	at SEA	Mike Timlin	8	0
David Newhan	7/21/2004	vs. BAL	Pedro Martinez	7	1
Carlos Beltran	4/29/2003	vs. KC	Tim Wakefield	3	0
Junior Spivey	6/9/2002	vs. ARI	Chris Haney	7	0
Roberto Alomar	6/18/1993	at TOR	Tony Fossas	8	0
Gene Larkin	5/26/1990	at MIN	Mike Boddicker	6	0
Junior Felix	6/2/1989	vs. TOR	Bob Stanley	9	3
Don Baylor	6/4/1984	at NYY	Bob Ojeda	1	1

Inside-The-Park Grand Slams

PLAYER	DATE	OPP.	PITCHER	INN.	SCORE
Mike Greenwell	9/1/1990	vs. NYY	Greg Cadaret	5	15-1
Gary Geiger	8/8/1961	vs. MIN	Camilo Pascual	3	5-6
Don Lenhardt	4/19/1952 (G1)	vs. PHA	Dick Fowler	4	11-2
Jim Tabor	7/4/1939 (G2)	at PHA	Lynn Nelson	6	18-12
Shano Collins	8/18/1921 (G1)	at DET	Red Oldham	1	6-5 (11)
Duffy Lewis	10/3/1912	at PHA	Boardwalk Brown	5	17-5
Duffy Lewis	5/13/1911	at DET	Ed Willett	9	13-11
Freddy Parent	7/8/1904	at NYY	Jack Powell	2	12-3
Hobe Ferris	6/5/1903	vs. CWS	Roy Patterson	5	10-8
Jimmy Collins	7/25/1902	vs. STL	Jack Harper	4	6-3

Career Extra-Inning Home Run Leaders

Rank/Player	HR	Rank/Player	HR	Rank/Player	HR
1. T. Williams.....	13	Gernert.....	5	Petrocelli.....	3
2. D. Ortiz.....	11	V. Stephens.....	5	Stuart.....	3
3. Jensen.....	8	11. Varitek.....	4	Tabor.....	3
Rice.....	8	12. T. Conigliaro.....	3	Tillman.....	3
Yastrzemski.....	8	Garciaparra.....	3	Vollmer.....	3
6. D. Evans.....	7	Lepcio.....	3	Youkilis.....	3
7. Foxx.....	6	Malzone.....	3		
8. Doerr.....	5	Napoli.....	3		

Home Run Records, Continued

Single-Season Extra-Inning Home Run Leaders

Rank/Player	HR	Year	Rank/Player	HR	Year	Rank/Player	HR	Year
1. Ortiz	3	2014	Yastrzemski	2	1975	Gernert	2	1958
Ortiz	3	2003	Montgomery	2	1973	T. Williams	2	1958
T. Williams	3	1946	Petrocelli	2	1969	Gernert	2	1952
4. Napoli	2	2014	Foy	2	1966	Vollmer	2	1951
Youkilis	2	2008	Horton	2	1965	T. Williams	2	1951
Ortiz	2	2005	Stuart	2	1963	Stephens	2	1949
Evans	2	1990	Tillman	2	1962	Tabor	2	1943
Evans	2	1985	Jensen	2	1961	Foxx	2	1941
Greenwell	2	1985	Buddin	2	1959	Foxx	2	1940
Armas	2	1984	Jensen	2	1959			

NOTE: The Red Sox club record for most extra-inning home runs in a season is 8 in 1951 and 1959.

Extra-Inning Grand Slams

PLAYER	DATE	OPP.	PITCHER	INN.	SCORE
Mike Carp	9/11/2013	at TB	Roberto Hernandez	10	7-3
Dwight Evans	5/19/1989	at OAK	Dennis Eckersley	10	7-4
Jim Rice	7/4/1984	vs. OAK	Gorman Heimueller	10	13-9
Bob Montgomery	7/8/1973	at CWS	Steve Kealey	10	11-2
George Smith	7/10/1966	vs. CWS	Juan Pizarro	10	10-6
Dick Stuart	4/28/1964	vs. BAL	Dick Hall	11	6-4
Carroll Hardy	4/11/1962	vs. CLE	Ron Taylor	12	4-0
Don Buddin	7/11/1959	vs. NYY	Bob Turley	10	8-4
Don Lenhardt	6/2/1952	vs. CWS	Ken Holcombe	10	6-2
Clyde Vollmer	7/28/1951	vs. CLE	Bob Feller	16	8-4
Vern Stephens	8/13/1949	vs. WAS	Joe Haynes	12	5-1
Leon Culberson	5/7/1946	vs. STL	Tex Shirley	14	10-6

Career Game-Ending Home Run Leaders

Rank/Player	HR	Rank/Player	HR	Rank/Player	HR
1. D. Ortiz	10	Garciaparra	3	O'Leary	2
2. Foxx	8	S. White	3	Petrocelli	2
3. Doerr	6	T. Williams	3	Piersall	2
Jensen	6	13. Boggs	2	Romine	2
5. Rice	5	Fisk	2	Tabor	2
V. Stephens	5	Geiger	2	Varitek	2
7. D. Evans	4	Gomes	2	Vaughn	2
Yastrzemski	4	Malzone	2	Youkilis	2
9. W. Ferrell	3	Napoli	2		

Single-Season Game-Ending Home Run Leaders

Rank/Player	HR	Year	Rank/Player	HR	Year	Rank/Player	HR	Year
1. Foxx	4	1940	Ortiz	2	2005	Foxx	2	1938
2. Ortiz	3	2006	Garciaparra	2	1998	W. Ferrell	2	1935
3. Gomes	2	2013	V. Stephens	2	1948			

NOTE: The Red Sox club record for most game-ending home runs in a season is 6 in 1959.

Game-Ending Grand Slams

PLAYER	DATE	OPP.	PITCHER	INN.	SCORE
Rico Brogna	8/14/2000	vs. TB	Billy Taylor	9	7-3
Nomar Garciaparra	9/2/1998	vs. SEA	Bobby Ayala	9	7-3
Mo Vaughn	4/10/1998	vs. SEA	Paul Spoljaric	9	9-7
Bob Zupcic	6/30/1992	vs. DET	Mike Henneman	9	8-5
Jim Rice	7/4/1984	vs. OAK	Gorman Heimueller	10	13-9
Ken Harrelson	6/13/1968 (G2)	vs. CAL	Andy Messersmith	9	5-1
George Smith	7/10/1966 (G2)	vs. CWS	Juan Pizarro	10	10-6
Dick Stuart	4/28/1964	vs. BAL	Dick Hall	11	6-4
Carroll Hardy	4/11/1962	vs. CLE	Ron Taylor	12	4-0
Don Buddin	7/11/1959	vs. NYY	Bob Turley	10	8-4
Mickey Owen	7/19/1954 (G1)	vs. BAL	Mike Blyzka	9	9-7
Sammy White	6/11/1952	vs. STL	Satchel Paige	9	11-9
Don Lenhardt	6/2/1952	vs. CWS	Ken Holcombe	10	6-2
Clyde Vollmer	7/28/1951	vs. CLE	Bob Feller	16	8-4
Vern Stephens	8/24/1950	vs. STL	Ned Garver	9	6-2
Vern Stephens	8/13/1949	vs. WAS	Joe Haynes	12	5-1
Jake Jones	6/15/1947 (G2)	vs. CWS	Orval Grove	9	8-4
Leon Culberson	5/7/1946	vs. STL	Tex Shirley	14	10-6
Jimmie Foxx	8/23/1938 (G2)	vs. CLE	Willis Hudlin	9	14-12

Home Run Records, Continued

Red Sox Career Home Run Leaders at Fenway Park

Rank/Player	Fenway HR	Rank/Player	Fenway HR
1. Ted Williams.....	248	14. Nomar Garciaparra.....	86
2. Carl Yastrzemski.....	237	Jackie Jensen.....	86
3. David Ortiz.....	221	16. Jason Varitek.....	85
4. Jim Rice.....	208	17. Reggie Smith.....	76
5. Dwight Evans.....	199	18. Joe Cronin.....	74
6. Bobby Doerr.....	145	19. Vern Stephens.....	70
7. Manny Ramirez.....	136	20. Fred Lynn.....	69
8. Rico Petrocelli.....	134	Dustin Pedroia.....	69
9. Jimmie Foxx.....	126	22. Frank Malzone.....	68
10. Mo Vaughn.....	118	23. Dick Gernert.....	66
11. Carlton Fisk.....	90	24. Kevin Youkilis.....	65
George Scott.....	90	25. Mike Greenwell.....	64
13. Tony Conigliaro.....	87		

Longest Known Home Runs at Fenway Park

On June 19, 1977, Carl Yastrzemski hit the longest known home run to the right of the bleachers, an 8th-inning bomb off Yankees RHP Dick Tidrow. It reached approximately 460 feet before striking the facing of the right-field roof about 20 feet to the right of where the retired No. 42 now appears. It is the only ball to reach the right-field roof façade.

On September 21, 1956, Mickey Mantle of the Yankees, batting left-handed, hit the longest known homer to straight-away center field off RHP Frank Sullivan. It carried approximately 480 feet before it struck one foot below the top of the brick barrier located behind Section 36.

On June 9, 1946, Ted Williams hit a 502-foot home run to right off Detroit RHP Fred Hutchinson. The ball landed on top of the straw hat of Joseph A. Boucher, 56, a construction engineer from Albany, NY who was sitting in Section 42, Row 37, Seat 21. "The sun was right in our eyes," he said. "All we could do was duck. I'm glad I didn't stand up. They say it bounced a dozen rows higher, but after it hit my head, I was no longer interested." At that time the bleachers were benches and not individual seats.

Six home runs were hit over the old center field wall to the right of the flag pole (see list below). The elevation over the old brick wall was installed prior to the 1976 season and was removed prior to the 2003 season. No one hit a home run over that elevation that was in place from 1976-2002.

DATE	PLAYER, TEAM	PITCHER, TEAM	INNING
7/18/1975	Jim Rice, BOS	Steve Busby, KC	3rd
9/29/1973	Bobby Mitchell, MIL	Rogelio Moret, BOS	3rd
5/16/1970	Carl Yastrzemski, BOS	Dennis Higgins, CLE	8th
4/20/1957	Bill Skowron, NYY	Bob Porterfield, BOS	7th
8/12/1937 (G1)	Jimmie Foxx, BOS	Kemp Wicker, NYY	8th
5/22/1937	Hank Greenberg, DET	Wes Ferrell, BOS	5th

Major League Ballparks with the Most Regular Season Home Runs

RANK	BALLPARK	TEAM	HR	YEARS
1.	Wrigley Field	Cubs	13,030	1914-present
2.	Fenway Park	Red Sox	12,198	1912-present
3.	Yankee Stadium	Yankees	11,270	1923-2008
4.	Tiger Stadium	Tigers	11,111	1912-2000

NOTE: The Red Sox have hit 6,391 home runs in Fenway Park. Kevin Millar hit No. 10,000 in Fenway Park history on 8/9/2003 vs. Baltimore.

Home Runs in First Red Sox Plate Appearance

PLAYER	DATE	OPP.	PITCHER	INN.	ON BASE	SCORE
Daniel Nava*	6/12/2010	vs. PHI	Joe Blanton	2	3	10-2
Darnell McDonald (PH)	4/20/2010	vs. TEX	Darren Oliver	8	1	4-6
Orlando Cabrera	8/1/2004	at MIN	Johan Santana	1	0	3-4
Curtis Pride (PH)	9/19/1997	vs. CWS	Keith Foulke	9	0	4-5
Rob Deer	8/22/1993	vs. CLE	Derek Lilliquist	2	0	2-3
John Kennedy (PH)**	7/5/1970	vs. CLE	Rick Austin	5	0	8-4
Ken Harrelson	8/29/1967 (G2)	at NYY	Bill Monbouquette	2	0	3-4 (20)
Rip Repulski	5/10/1960	vs. CWS	Don Ferrarese	8	3	9-7
Vern Stephens	4/19/1948 (G1)	vs. PHA	Phil Marchildon	2	0	4-5 (11)
Eddie Pellagrini*	4/22/1946	vs. WAS	Sid Hudson	7	0	5-4
Lefty LeFebvre*	6/10/1938	vs. CWS	Mike Kreevich	8	1	2-15

* First ML plate appearance ** Inside-the-park

NOTE: Bob Tillman hit a solo homer in his 1st career at-bat (walked in 1st 2 PA's) off Ted Bowsfield of the Angels in the 4th inning on 5/19/1962 at Fenway Park.

Home Run Records, Continued

Inside-The-Park and Conventional Home Runs in Same Game

PLAYER	DATE	INN. INSIDE	INN. CONV.	OPP.
Pokey Reese	5/8/2004	5	6	vs. KC
Tony Armas	9/24/1983	8	1	at DET
Carl Yastrzemski	4/10/1968	9	7	at DET
Dick Stuart	8/19/1963	2	9	vs. CLE
Jim Tabor	7/4/1939 (G2)	6	3	vs. PHA
Bill Regan	6/16/1928	4	4	vs. CWS
Buck Freeman	7/17/1901	9	6	vs. CLE

Team Home and Road Home Run Highs

Home				Road			
Rank/Year	HR	Rank/Year	HR	Rank/Year	HR	Rank/Year	HR
1. 1977.....	124	2003.....	111	1. 2003.....	127	7. 2005.....	107
2. 1996.....	121	8. 1969.....	105	2. 2010.....	113	8. 2016.....	106
1979.....	121	9. 2016.....	102	3. 2011.....	112	9. 1995.....	105
4. 1970.....	117	10. 1984.....	100	1998.....	112	10. 2001.....	101
5. 2009.....	114	1964.....	100	5. 2004.....	111	2000.....	101
6. 2004.....	111	1950.....	100	6. 2006.....	109	12. 2002.....	100

Most At-Bats Without a Home Run in a Season

Rank/Player	AB	YEAR	AVG.	RBI	POSITION
1. Doc Cramer	658	1938	.301	71	CF
2. Tom Oliver	646	1930	.293	46	CF
3. Doc Cramer	643	1936	.292	41	CF
4. Johnny Pesky	638	1947	.324	39	SS
5. Jerry Remy	636	1982	.280	47	2B
6. Bill Wambsganss	632	1924	.275	49	2B
7. Freddy Parent	602	1905	.234	33	SS
8. Billy Goodman	599	1955	.294	52	2B
9. Jerry Remy	592	1983	.275	43	2B
10. Doc Cramer	589	1939	.311	56	CF

Top Pairs of Major League Teammates Homering in Same Game

NO.	PLAYERS	HR	NO.	PLAYERS	HR
1.	Hank Aaron/Eddie Mathews	75	10.	Yogi Berra/Mickey Mantle	55
2.	Lou Gehrig/Babe Ruth	73	11.	Jay Buhner/Ken Griffey Jr.	53
3.	Willie Mays/Willie McCovey	68	12.	Jim Edmonds/Albert Pujols	52
4.	Gil Hodges/Duke Snider	67	13.	Ryan Howard/Chase Utley	51
5.	Ron Santo/Billy Williams	64	14.	Orlando Cepeda/Willie Mays	50
6.	Bob Allison/Harmon Killebrew	61	15.	David Ortiz/Manny Ramirez	48
7.	Andruw Jones/Chipper Jones	59		Manny Ramirez/Jim Thome	48
8.	Dwight Evans/Jim Rice	56			
	Joe Adcock/Eddie Mathews	56			

Top Pairs of Red Sox Teammates Homering in Same Game

NO.	PLAYERS	HR	NO.	PLAYERS	HR
1.	Dwight Evans/Jim Rice.....	56		Jackie Jensen/Ted Williams	25
2.	David Ortiz/Manny Ramirez.....	48	16.	Carlton Fisk/Jim Rice.....	24
3.	Bobby Doerr/Ted Williams.....	38		Jimmie Foxx/Ted Williams	24
4.	Tony Conigliaro/Carl Yastrzemski.....	29		Joe Cronin/Jimmie Foxx	24
5.	Trot Nixon/Manny Ramirez	28	19.	Fred Lynn/Jim Rice	22
	Rico Petrocelli/Carl Yastrzemski	28		Fred Lynn/Carl Yastrzemski	22
7.	David Ortiz/Jason Varitek.....	27	21.	Dwight Evans/Carl Yastrzemski	21
	Jim Rice/Carl Yastrzemski.....	27		Carlton Fisk/Carl Yastrzemski	21
	George Scott/Carl Yastrzemski.....	27		Vern Stephens/Ted Williams.....	21
10.	Reggie Smith/Carl Yastrzemski.....	26	24.	Butch Hobson/Jim Rice	20
	David Ortiz/Dustin Pedroia	26		Rico Petrocelli/Reggie Smith	20
12.	David Ortiz/Kevin Youkilis	25			
	Manny Ramirez/Jason Varitek.....	25			
	John Valentin/Mo Vaughn.....	25			

Home Run Records, Continued

Career Multi-Homer Game Leaders

Rank/Player	G	Rank/Player	G	Rank/Player	G
1. D. Ortiz	49	9. Garciaparra.....	17	Valentin	11
2. T. Williams	37	10. Doerr	14	Varitek	11
3. Rice	35	11. V. Stephens.....	13	Armas	10
4. M. Ramirez	28	12. Lynn	12	20. T. Conigliaro	9
5. Yastrzemski	27	Malzone	12	Petrocelli.....	9
6. Foxx.....	23	G. Scott.....	12	Youkilis	9
7. D. Evans.....	22	R. Smith.....	12	23. Jensen	8
Vaughn	22	16. Fisk	11	Stuart.....	8

Single-Season Multi-Homer Game Leaders

Rank/Player	G	Year	Rank/Player	G	Year	Rank/Player	G	Year
1. Foxx.....	10	1938	Ortiz	6	2003	Garciaparra.....	5	1999
2. Ortiz	9	2005	Vaughn	6	1996	Rice	5	1979
3. Ramirez	7	2002	Armas	6	1983	Fisk	5	1977
Rice	7	1977	Rice	6	1983	Yastrzemski	5	1967
5. Ortiz	6	2014	11. Betts.....	5	2016	15. 26 players.....	4	
Ortiz	6	2006	Ramirez	5	2001			

Rookie Home Run Leaders

Rank/Player	HR	Year	Rank/Player	HR	Year	Rank/Player	HR	Year
1. Dropo	34	1950	Fisk	22	1972	15. Pagliaroni	16	1961
2. T. Williams	31	1939	9. Daubach	21	1999	J. Jones	16	1947
3. Garciaparra.....	30	1997	Lynn	21	1975	17. Middlebrooks	15	2012
4. G. Scott.....	27	1966	11. Burks	20	1987	T. Nixon	15	1999
Zaichin.....	27	1955	12. Greenwell	19	1987	R. Smith	15	1967
6. T. Conigliaro	24	1964	Gernert	19	1952	Foy.....	15	1966
7. Rice	22	1975	14. B. Conigliaro	18	1970	Malzone	15	1957

Most Home Runs at Home in a Single Season

Rank/Player	HR	Year	Rank/Player	HR	Year	Rank/Player	HR	Year
1. Foxx.....	35	1938	9. Dropo	24	1950	17. Ramirez	21	2001
2. Lynn	28	1979	10. Ramirez	23	2004	Armas	21	1984
Rice	28	1978	T. Conigliaro	23	1965	Yastrzemski	21	1969
4. Vaughn	27	1996	T. Williams	23	1949	V. Stephens	21	1949
Rice	27	1979	13. Ortiz	22	2006	Foxx	21	1936
Rice	27	1977	Ramirez	22	2005	22. 3 players (4 times) ..	20	
Yastrzemski	27	1967	Yastrzemski	22	1970			
8. Stuart.....	25	1963	Petrocelli.....	22	1969			

Most Home Runs on The Road in a Single Season

Rank/Player	HR	Year	Rank/Player	HR	Year	Rank/Player	HR	Year
1. Ortiz	32	2006	Baylor	22	1986	T. Williams	20	1942
2. Ortiz	27	2005	Armas	22	1984	Foxx	20	1936
3. T. Williams	26	1957	11. Bay	21	2009	Ruth.....	20	1919
4. Ortiz	24	2014	Vaughn	21	1998	21. Ortiz	19	2007
Ortiz	24	2004	13. Ramirez	20	2004	Ramirez	19	2006
Vaughn	24	1995	Ramirez	20	2001	Ramirez	19	2003
7. Ramirez	23	2005	Evans	20	1987	Garciaparra.....	19	1997
Rice	23	1983	T. Williams	20	1949	Armas	19	1983
9. Ortiz	22	2015	T. Williams	20	1946	Yastrzemski	19	1969

NOTE: Tony Armas (1984), Jimmie Foxx (1936), David Ortiz (2005-06), Manny Ramirez (2001, 2004-05) and Ted Williams (1949) are the only Red Sox ever with at least 20 homers in a season at home and on the road. Ortiz tied Babe Ruth's (1927) AL record with 32 road home runs in 2006.

Red Sox Monthly Home Run Records

MONTH	HR	NAME	YEAR	TOTAL
April	10	Hanley Ramirez	2015	19
	10	David Ortiz	2006	54
May	13	Jim Rice	1978	46
June	14	Jackie Jensen	1958	35
July	14	David Ortiz	2006	54
August	13	Dwight Evans	1987	34
	13	Jimmie Foxx	1940	36
September	11	David Ortiz	2005	47
Sept.-Oct.	12	Manny Ramirez (9 in Sept., 3 in Oct.)	2005	45
	12	Jimmie Foxx (10 in Sept., 2 in Oct.)	1938	50

Individual Pitching Records

Single Season

MOST BASES ON BALLS, left-handed	134, Mel Parnell, 1949
MOST BASES ON BALLS, right-handed	121, Mike Torrez, 1979; Don Schwall, 1962
LOWEST OPPONENTS BATTING AVERAGE	.167*, Pedro Martinez, 2000
LOWEST EARNED RUN AVERAGE, left-handed	0.96+, Dutch Leonard (224.2 IP), 1914
LOWEST EARNED RUN AVERAGE, right-handed	1.26, Cy Young (299.0 IP), 1908
MOST EARNED RUNS	140, Wes Ferrell, 1936
MOST GAMES, left-handed	74, Rob Murphy, 1989
MOST GAMES, right-handed	81, Mike Timlin, 2005
MOST COMPLETE GAMES	41, Cy Young, 1902
MOST GAMES FINISHED	69, Tom Gordon, 1998
MOST HITS	350, Cy Young, 1902
MOST CONSECUTIVE BATTERS RETIRED	37, Koji Uehara, 2013
MOST CONSECUTIVE BATTERS RETIRED, without a hit	76+, Cy Young, 1904
MOST HIT BATSMEN	20, Bronson Arroyo, 2004; Howard Ehmke, 1923
MOST HOME RUNS, left-handed	35, Bruce Hurst, 1987
MOST HOME RUNS, right-handed	38, Tim Wakefield, 1996
MOST HOME RUNS, bases loaded	3, Clay Buchholz, 2016; Ramon Martinez, 2000
MOST HOME RUNS, leadoff	5, Pedro Martinez, 2004
MOST INNINGS, left-handed	326.1, Babe Ruth, 1917
MOST INNINGS, right-handed	384.2, Cy Young, 1902
MOST INNINGS, as reliever	168.1*, Bob Stanley, 1982
MOST CONSECUTIVE INNINGS, hitless	24.0+, Cy Young, 1904
MOST CONSECUTIVE INNINGS, scoreless	45.2, Cy Young, 1904
MOST CONSECUTIVE GAMES, scoreless	27, Koji Uehara, 2013
MOST LOSSES, left-handed	18, Hal Wiltse, 1927
MOST LOSSES, right-handed	25, Red Ruffing, 1928
MOST CONSECUTIVE LOSSES	14, Joe Harris, 1906
LOWEST OPPONENTS ON-BASE PERCENTAGE	.213+, Pedro Martinez, 2000
LOWEST WALKS AND HITS PER INNING PITCHED	0.74+, Pedro Martinez, 2000
MOST RUNS	172, Ted Lewis, 1901
MOST SAVES, left-handed	24, Tom Burgmeier, 1980
MOST SAVES, right-handed	46, Tom Gordon, 1998
MOST SAVES, one month	12, Bob Stanley, Aug. 1980
MOST CONSECUTIVE SAVES	43, Tom Gordon, 1998
MOST CONSECUTIVE SAVES, any season	54*, Tom Gordon, 4/19/1998-5/31/1999
MOST CONSECUTIVE SAVES, to start season	20, Jonathan Papelbon, 2006
MOST CONSECUTIVE SEASONS, 30 or more saves	6, Jonathan Papelbon, 2006-11
MOST SHUTOUT WINS, left-handed	9**, Babe Ruth, 1916
MOST SHUTOUT WINS, right-handed	10, Joe Wood, 1912; Cy Young, 1904
MOST SHUTOUT WINS, by score of 1-0	5*, Joe Bush, 1918
MOST SHUTOUT LOSSES	8, Joe Harris, 1906
MOST STARTS, left-handed	41, Babe Ruth, 1916
MOST STARTS, right-handed	43, Cy Young, 1902
MOST STRIKEOUTS, left-handed	228, David Price, 2016
MOST STRIKEOUTS, right-handed	313, Pedro Martinez, 1999
MOST STRIKEOUTS, per 9.0 innings	13.2*, Pedro Martinez, 1999
MOST GAMES, 10 or more strikeouts	19, Pedro Martinez, 1999
MOST CONSECUTIVE GAMES, 10 or more strikeouts	8++, Pedro Martinez, 1999
MOST WILD PITCHES	21, Earl Wilson, 1963
HIGHEST WINNING PERCENTAGE	.882, Bob Stanley (15-2), 1978
MOST WINS, left-handed	25, Mel Parnell, 1949
MOST WINS, right-handed	34, Joe Wood, 1912
MOST WINS, as reliever	16, Dick Radatz, 1964
MOST WINS, at home	19, Cy Young, 1901
MOST WINS, at Fenway Park	18, Joe Wood, 1912
MOST WINS, on road	16, Joe Wood, 1912
MOST CONSECUTIVE WINS	16**, Joe Wood, 1912
MOST CONSECUTIVE WINS, at home	13, Rick Porcello, 2016; Dave Ferriss, 1946; Tex Hughson, 1944
MOST CONSECUTIVE WINS, on road	11, Dutch Leonard, 1914
MOST CONSECUTIVE WINS, to start season	14, Roger Clemens, 1986

+ML record (since 1900) ++tied for ML record *AL record **tied for AL record

Individual Pitching Records, Continued

Single Season Rookie

MOST BASES ON BALLS.....	110, Don Schwall, 1961
LOWEST EARNED RUN AVERAGE.....	2.39, Dutch Leonard, 1913
MOST GAMES.....	66, Hideki Okajima, 2007
MOST COMPLETE GAMES.....	26, Dave Ferriss, 1945; George Winter, 1901
MOST INNINGS.....	275.2, Buck O'Brien, 1912
MOST WINS.....	21, Dave Ferriss, 1945
MOST LOSSES.....	21, Joe Harris, 1906
MOST SAVES.....	35, Jonathan Papelbon, 2006
MOST SHUTOUTS.....	5, Dave Ferriss, 1945
MOST STARTS.....	34, Buck O'Brien, 1912
MOST STRIKEOUTS.....	201, Daisuke Matsuzaka, 2007
MOST STRIKEOUTS, game.....	15, Roger Clemens, 8/21/1984 vs. KC
MOST RUNS.....	149, Ted Wingfield, 1925

Single Game

MOST BALKS.....	4**, John Dopson, 6/13/1989 vs. DET
MOST BASES ON BALLS.....	12, Fritz Ostermueller, 7/30/1935 at WAS
MOST BASES ON BALLS, in relief.....	11, Mickey McDermott, 5/20/1948 at CLE; Ken Chase, 6/13/1943 vs. WAS (G1)
MOST CONSECUTIVE BATTERS RETIRED.....	34, Waite Hoyt, 9/24/1919 (G2) at NYY (2nd to 13th)
MOST EXTRA-BASE HITS.....	10, Curt Schilling, 8/10/2006 at KC
FEWEST HITS ALLOWED, complete game in ML debut.....	1++, Billy Rohr, 4/14/1967 at NYY, 3-0
MOST HOME RUNS.....	6++, Tim Wakefield, 8/8/2004 at DET
MOST INNINGS.....	24.0**, Joe Harris, 9/1/1906 vs. PHA (L, 4-1)
MOST INNINGS, in relief.....	11.0, Babe Ruth, 5/15/1919 at CWS (W); Ted Lewis, 7/27/1901 at CWS (L)
MOST CONSECUTIVE SCORELESS INNINGS.....	20.0*, Joe Harris, 9/1/1906 (4th thru 23rd) vs. PHA
MOST STRIKEOUTS, 9 innings.....	20++, Roger Clemens, 9/18/1996 at DET; 4/29/1986 vs. SEA
MOST STRIKEOUTS, in relief.....	12, Diego Segui, 9/22/1974 (7.2 IP) vs. BAL
MOST CONSECUTIVE STRIKEOUTS.....	8, Roger Clemens, 4/29/1986 vs. SEA
MOST WILD PITCHES.....	4, Daisuke Matsuzaka, 5/27/2009 at MIN; Milt Gaston, 9/14/1929 vs. DET

Single Inning

MOST BATTERS FACED.....	16++, Howard Ehmke, 9/28/1923 (6th) vs. NYY; Lefty O'Doul, 7/7/1923 (6th) vs. CLE; Doc Adkins, 7/8/1902 (6th) vs. PHA
MOST HITS.....	12+, Doc Adkins, 7/8/1902 (6th) vs. PHA
MOST RUNS.....	13+, Lefty O'Doul, 7/7/1923 (6th) at CLE (G1)
MOST STRIKEOUTS.....	4++, Tim Wakefield, 8/10/1999 (9th) at KC
MOST WALKS.....	6, Lefty O'Doul, 7/7/1923 (6th) at CLE

+ML record (since 1900) ++tied for ML record *AL record **tied for AL record

Longest Winning Streaks (Single Season)

RANK/PITCHER	NO.	DATES	RANK/PITCHER	NO.	DATES
1. J. Wood	16	7/8-9/15/1912	J. Kramer	11	6/3-8/3/1948
2. Clemens	14	4/11-6/27/1986*	Hughson	11	6/30-8/23/1942
3. Kinder	13	7/28-9/24/1949	10. Wakefield	10	6/29-8/13/1995
4. Ferriss	12	7/12-9/2/1946	Boddicker	10	4/30-7/2/1990
Leonard (L)	12	6/2-8/9/1914	Radatz	10	5/15-7/21/1963
C. Young	12	6/2-7/16/1901	Delock	10	5/1-7/20/1958*
6. Buchholz	11	4/3-9/15/2013*	Ferriss	10	4/26-6/9/1946*
B. Stanley	11	5/6-8/28/1978	C. Young	10	5/3-6/8/1902
Moret (L)	11	4/22-9/12/1973*			

(L) left-hander * from start of season

NOTE: Ellis Kinder defeated the Chicago White Sox in 18 straight decisions from 7/22/1948-5/12/1953. Mel Parnell beat the Washington Senators in 17 straight decisions from 7/8/1948-9/20/1952. Joe Wood defeated the St. Louis Browns in 15 straight decisions from 5/25/1911-9/26/1914. Tom Brewer defeated the Philadelphia/Kansas City Athletics in 14 straight decisions from 7/2/1954-7/24/1957. Jon Lester defeated the Orioles in his first 14 career decisions against the club from 8/13/2006-4/28/2011.

Club Pitching Records

Team Pitching

MOST BASES ON BALLS.....	748 in 1950
FEWEST BASES ON BALLS.....	233* in 1904
MOST COMPLETE GAMES.....	148+ in 1904
FEWEST COMPLETE GAMES.....	2 in 2011
LOWEST ERA.....	2.12 in 1904
HIGHEST ERA.....	5.02 in 1932
MOST HOME RUNS.....	190 in 2012; 1987
MOST HOME RUNS, home.....	97 in 2012 (81 games); 1966 (81 games)
MOST HOME RUNS, road.....	115 in 1987 (82 games)
MOST HOME RUNS, leadoff.....	8 in 1999
MOST HOME RUNS, extra innings.....	7 in 1987; 1969
MOST HOME RUNS, bases loaded.....	8 in 2005; 2004
MOST HOME RUNS, pinch hit.....	8 in 1991
MOST HOME RUNS, one month.....	49, June 1966 (31 games)
FEWEST HOME RUNS.....	6* in 1913
FEWEST HOME RUNS, since 1946.....	82 in 1949
MOST SAVES.....	53 in 1998
MOST PITCHERS, 10 or more saves.....	3++ in 1999
MOST SHUTOUTS.....	26 in 1918
FEWEST SHUTOUTS.....	3 in 1994; 1932; 1923
MOST CONSECUTIVE SHUTOUTS.....	3, 11 times, last time 9/25-27/2015
MOST STRIKEOUTS.....	1,362 in 2016 (162 games)
FEWEST STRIKEOUTS.....	310 in 1925 (152 games)

Team Pitching, Game

LARGEST LEAD RELINQUISHED IN LOSS.....	10 runs up, 6/4/1989 vs. TOR (10-0 after 6 inn., lost 13-11 in 12 inn.)
MOST RUNS.....	27-3 loss, 7/7/1923 (G1) at CLE
MOST RUNS, shutout.....	19-0 loss, 5/18/1955 vs. CLE
MOST HOME RUNS.....	7, 6/2/2016 at BAL; 8/8/2004 at DET; 5/17/1967 vs. BAL; 5/30/1961 vs. NYY
MOST STRIKEOUTS.....	23, 9/25/16 at TB (W, 3-2, 10 inn.)
MOST STRIKEOUTS, 9-inning game.....	20++, 9/18/1996 at DET (W, 4-0); 4/29/1986 vs. SEA (W, 3-1)
MOST WALKS, 9-inning game.....	18++, 5/20/1948 at CLE (L, 4-13), Harris 7 (1.1 IP), McDermott 11 (6.2 IP)

+ML record (since 1900) ++tied for ML record *AL record **tied for AL record



Pedro Martinez established a club record with an AL-best 313 strikeouts in 1999.

Single-Season Pitching Leaders

Wins

1. J. Wood.....	*34-5, 1912
2. C. Young.....	*33-10, 1901
3. C. Young.....	*32-11, 1902
4. C. Young.....	*28-9, 1903
5. C. Young.....	*26-16, 1904
6. Parnell (L).....	*25-7, 1949
Ferriss.....	*25-6, 1946
Ferrell.....	*25-14, 1935
9. Clemens.....	*24-4, 1986
Ruth (L).....	*24-13, 1917

Strikeouts

1. P. Martinez.....	*313, 1999
2. Clemens.....	*291, 1988
3. P. Martinez.....	*284, 2000
4. J. Wood.....	*258, 1912
5. Clemens.....	*257, 1996
6. Clemens.....	*256, 1987
7. P. Martinez.....	*251, 1998
8. Lonborg.....	*246, 1967
9. Clemens.....	*241, 1991
10. P. Martinez.....	*239, 2002

Games Started

1. C. Young.....	*43, 1902
2. Dinneen.....	*42, 1902
3. Ruth (L).....	*41, 1916
C. Young.....	*41, 1904
C. Young.....	*41, 1901
6. Lonborg.....	*39, 1967
Ehmke.....	*39, 1923
8. 7 players.....	*38

Shutouts

1. J. Wood.....	*10, 1912
C. Young.....	*10, 1904
3. Ruth (L).....	*9, 1916
4. Clemens.....	*8, 1988
Mays.....	*8, 1918
6. Clemens.....	*7, 1987
Tiant.....	*7, 1974
Bush.....	*7, 1918
Leonard (L).....	*7, 1914
C. Young.....	*7, 1903

10-Strikeout Games

1. P. Martinez.....	*19, 1999
2. P. Martinez.....	*15, 2000
3. Clemens.....	*12, 1988
4. P. Martinez.....	*9, 2002
P. Martinez.....	*9, 2001
Clemens.....	*9, 1987
7. P. Martinez.....	*8, 1998
Clemens.....	*8, 1996
Clemens.....	*8, 1986
Lonborg.....	*8, 1967

Losses

1. Ruffing.....	*10-25, 1928
2. Ruffing.....	*9-22, 1929
3. S. Harriss.....	*14-21, 1927
J. Harris.....	*12-21, 1906
C. Young.....	*11-21, 1906
Dinneen.....	*21-21, 1902
7. Gaston.....	*11-20, 1930
Jh. Russell.....	*19-20, 1930
Ehmke.....	*9-20, 1925
S. Jones.....	*12-20, 1919

Earned Run Average

1. Leonard (L).....	*0.96, 1914
2. C. Young.....	*1.26, 1908
3. J. Wood.....	*1.49, 1915
4. R. Collins (L).....	*1.62, 1910
5. C. Young.....	*1.62, 1901
6. Shore.....	*1.64, 1915
7. J. Wood.....	*1.68, 1910
8. Foster.....	*1.70, 1914
9. P. Martinez.....	*1.74, 2000
10. Mays.....	*1.74, 1917

Games

1. Timlin.....	*81, 2005
2. G. Harris.....	*80, 1993
3. Radatz.....	*79, 1964
4. Timlin.....	*76, 2004
5. Slocumb.....	*75, 1996
6. Lowe.....	*74, 2000
Lowe.....	*74, 1999
R. Murphy (L).....	*74, 1989
9. 4 players.....	*73

Complete Games

1. C. Young.....	*41, 1902
2. C. Young.....	*40, 1904
3. Dinneen.....	*39, 1902
4. C. Young.....	*38, 1901
5. Dinneen.....	*37, 1904
6. Ruth (L).....	*35, 1917
J. Wood.....	*35, 1912
8. C. Young.....	*34, 1903
9. C. Young.....	*33, 1907
10. Dinneen.....	*32, 1903

Home Runs Allowed

1. Wakefield.....	*38, 1996
2. E. Wilson.....	*37, 1964
3. Beckett.....	*36, 2006
4. Wakefield.....	*35, 2005
Hurst (L).....	*35, 1987
6. Wise.....	*34, 1975
Monbouquette.....	*34, 1964
8. Conley.....	*33, 1961
9. Boyd.....	*32, 1986
Tudor (L).....	*32, 1983
Tiant.....	*32, 1973
Monbouquette.....	*32, 1965

Win Pct. (Min. 15 decisions)

1. B. Stanley.....	*.882 (15-2), 1978
2. J. Wood.....	*.872 (34-5), 1912
3. Moret (L).....	*.867 (13-2), 1973
4. Clemens.....	*.857 (24-4), 1986
Matsuzaka.....	*.857 (18-3), 2008
6. P. Martinez.....	*.852 (23-4), 1999
7. Porcello.....	*.846 (22-4), 2016
8. P. Martinez.....	*.833 (20-4), 2002
9. Moret (L).....	*.824 (14-3), 1975
10. Ferriss.....	*.806 (25-6), 1946

Saves

1. T. Gordon.....	*46, 1998
2. Lowe.....	*42, 2000
3. Papelbon.....	*41, 2008
4. Urbina.....	*40, 2002
Reardon.....	*40, 1991
6. Papelbon.....	*38, 2009
7. Papelbon.....	*37, 2010
Papelbon.....	*37, 2007
9. Papelbon.....	*35, 2006
10. 2 players.....	*33

Innings

1. C. Young.....	*384.2, 1902
2. C. Young.....	*380.0, 1904
3. Dinneen.....	*371.1, 1902
C. Young.....	*371.1, 1901
5. J. Wood.....	*344.0, 1912
6. C. Young.....	*343.1, 1907
7. C. Young.....	*341.2, 1903
8. Dinneen.....	*335.2, 1904
9. Ruth (L).....	*326.1, 1917
10. Ruth (L).....	*323.2, 1916

Walks

1. Parnell (L).....	*134, 1949
2. McDermott (L).....	*124, 1950
3. Torrez.....	*121, 1979
Schwall.....	*121, 1962
5. Newsom.....	*119, 1937
Ja. Wilson.....	*119, 1937
Ferrell.....	*119, 1936
Ehmke.....	*119, 1923
9. Ruffing.....	*118, 1929
Ruth (L).....	*118, 1916

Relief Wins

1. Radatz.....	*16, 1964
2. Radatz.....	*15, 1963
3. Clear.....	*14, 1982
4. B. Stanley.....	*13, 1978
Campbell.....	*13, 1977
6. B. Stanley.....	*12, 1982
7. Delock.....	*11, 1956
8. 7 players.....	*10

* led AL (L) left-hander

† tied for AL lead

Career Pitching Records

Wins

1. Clemens	192
2. C. Young	192
3. Wakefield	186
4. Parnell (L)	123
5. Tiant	122
6. P. Martinez	117
7. J. Wood	116
8. B. Stanley	115
9. Lester (L)	110
10. Dobson	106
11. Grove (L)	105
12. Hughson	96
13. Monbouquette	96
14. B. Lee (L)	94
15. Brewer	91
16. Leonard (L)	90
17. F. Sullivan	90
18. Beckett	89
19. Ruth (L)	89
20. 2 players	88

Losses

1. Wakefield	168
2. C. Young	112
3. Clemens	111
4. B. Stanley	97
5. Winter	97
6. Ruffing	96
7. J. Russell	94
8. Monbouquette	91
9. Dinneen	85
10. Brewer	82
11. Tiant	81
12. F. Sullivan	80
13. MacFayden	78
14. Parnell (L)	75
15. Hurst (L)	73
16. Delock	72
17. Dobson	72
18. W. Nixon	72
19. Eckersley	71
20. B. Lee (L)	68

Winning Pct. (Min. 100 Decisions)

1. P. Martinez760 (117-37)
2. J. Wood674 (116-56)
3. Ruth (L)659 (89-46)
4. Hughson640 (96-54)
5. Lester (L)636 (110-63)
6. Clemens634 (192-111)
7. C. Young632 (192-112)
8. Grove (L)629 (105-62)
9. Kinder623 (86-52)
10. Parnell (L)621 (123-75)
11. Tannehill (L)620 (62-38)
12. W. Ferrell608 (62-40)
13. Beckett605 (89-58)
14. Tiant601 (122-81)
15. Dobson596 (106-72)
16. Leonard (L)588 (90-63)
17. Mays585 (72-51)
18. B. Lee (L)580 (94-68)
19. R. Collins (L)575 (84-62)
20. Buchholz570 (81-61)

ERA (Min. 1,000 IP)

1. J. Wood	1.99
2. C. Young	2.00
3. Leonard (L)	2.13
4. Ruth (L)	2.19
5. Mays	2.21
6. R. Collins (L)	2.51
7. P. Martinez	2.52
8. Dinneen	2.81
9. Winter	2.91
10. Hughson	2.94
11. Clemens	3.06
12. Kinder	3.28
13. Grove (L)	3.34
14. Tiant	3.36
15. S. Jones	3.39
16. F. Sullivan	3.47
17. Culp	3.50
18. Parnell (L)	3.50
19. Dobson	3.57
20. B. Stanley	3.64

Strikeouts

1. Clemens	2,590
2. Wakefield	2,046
3. P. Martinez	1,683
4. Lester (L)	1,386
5. C. Young	1,341
6. Beckett	1,108
7. Tiant	1,075
8. Hurst (L)	1,043
9. J. Wood	986
10. Monbouquette	969
11. Buchholz	899
12. F. Sullivan	821
13. Culp	794
14. Lonborg	784
15. Eckersley	771
16. Leonard (L)	771
17. Grove (L)	743
18. Brewer	733
19. Parnell (L)	732
20. E. Wilson	714

Saves

1. Papelbon	219
2. B. Stanley	132
3. Radatz	104
4. Kinder	91
5. Reardon	88
6. Lowe	85
7. Uehara	79
8. Lyle (L)	69
9. Gordon	68
10. L. Smith	58
11. B. Campbell	51
12. Urbina	49
13. Fornieles	48
14. Slocumb	48
15. Foulke	47
16. J. Russell	45
17. Drago	41
18. Burgmeier (L)	40
19. Clear	38
20. 2 players	31

Games

1. B. Stanley	637
2. Wakefield	590
3. Papelbon	396
4. Timlin	394
5. Lowe	384
6. Clemens	383
7. Kinder	365
8. C. Young	327
9. Delock	322
10. B. Lee (L)	321
11. Tazawa	302
12. Delcarmen	289
13. Parnell (L)	289
14. G. Harris	287
15. Fornieles	286
16. Radatz	286
17. Tiant	274
18. Garces	261
19. Okajima (L)	261
20. Lyle (L)	260

Games Started

1. Wakefield	430
2. Clemens	382
3. C. Young	297
4. Lester (L)	241
5. Tiant	238
6. Parnell (L)	232
7. Monbouquette	228
8. Brewer	217
9. Hurst (L)	217
10. Dobson	202
11. P. Martinez	201
12. F. Sullivan	201
13. Beckett	194
14. Eckersley	191
15. Grove (L)	190
16. Buchholz	188
17. W. Nixon	177
18. Winter	176
19. Dinneen	174
20. B. Lee (L)	167

Innings

1. Wakefield	3,006.0
2. Clemens	2,776.0
3. C. Young	2,728.1
4. Tiant	1,774.2
5. Parnell (L)	1,752.2
6. B. Stanley	1,707.0
7. Monbouquette	1,622.0
8. Winter	1,599.2
9. Dobson	1,544.0
10. Grove (L)	1,539.2
11. Lester (L)	1,519.1
12. Brewer	1,509.1
13. F. Sullivan	1,505.1
14. B. Lee (L)	1,503.1
15. Dinneen	1,501.0
16. Hurst (L)	1,459.0
17. J. Wood	1,418.0
18. P. Martinez	1,383.2
19. Hughson	1,375.2
20. Eckersley	1,371.2

(L) left-hander

Career Pitching Records, Continued

Complete Games

1. C. Young.....	275
2. Dinneen.....	156
3. Winter.....	141
4. J. Wood.....	121
5. Grove (L).....	119
6. Parnell (L).....	113
Tiant.....	113
8. Ruth (L).....	105
9. Clemens.....	100
10. Hughson.....	99
11. Leonard (L).....	96
12. R. Collins (L).....	90
Dobson.....	90
14. Mays.....	87
15. Tannehill (L).....	85
16. Ehmke.....	83
S. Jones.....	83
18. W. Ferrell.....	81
19. Brewer.....	75
20. Ruffing.....	73

Shutouts

1. Clemens.....	38
C. Young.....	38
3. J. Wood.....	28
4. Tiant.....	26
5. Leonard (L).....	25
6. Parnell (L).....	20
7. R. Collins (L).....	19
Hughson.....	19
9. S. Jones.....	18
10. Dobson.....	17
Ruth (L).....	17
12. Dinneen.....	16
Monbouquette.....	16
14. Foster.....	15
Grove (L).....	15
16. Mays.....	14
F. Sullivan.....	14
Tannehill (L).....	14
19. 3 players.....	13

Walks

1. Wakefield.....	1,095
2. Clemens.....	856
3. Parnell (L).....	758
4. Brewer.....	669
5. Dobson.....	604
6. J. Wilson.....	564
7. W. Nixon.....	530
8. Lester (L).....	529
9. Delock.....	514
10. McDermott (L).....	504
11. Tiant.....	501
12. Ostermueller (L).....	491
13. E. Wilson.....	481
14. Hurst (L).....	479
15. F. Sullivan.....	475
16. B. Stanley.....	471
17. Ruffing.....	459
18. B. Lee (L).....	448
19. Grove (L).....	447
20. MacFayden.....	430

Home Runs Allowed

1. Wakefield.....	401
2. Clemens.....	194
3. Monbouquette.....	180
4. Hurst (L).....	173
5. Tiant.....	170
6. Eckersley.....	167
7. Beckett.....	153
8. Lester (L).....	138
9. B. Lee (L).....	136
10. Delock.....	134
11. Boyd.....	126
Brewer.....	126
13. F. Sullivan.....	123
E. Wilson.....	123
15. Buchholz.....	116
16. B. Stanley.....	113
17. Lonborg.....	105
18. Parnell (L).....	104
19. Culp.....	103
P. Martinez.....	103

SO/9.0 IP (Min. 1,000 IP)

1. P. Martinez.....	10.95
2. Clemens.....	8.40
3. Lester (L).....	8.21
4. Beckett.....	8.04
5. Buchholz.....	6.93
6. Culp.....	6.54
7. Hurst (L).....	6.43
8. Lonborg.....	6.42
9. E. Wilson.....	6.27
10. J. Wood.....	6.26
11. Wakefield.....	6.13
12. Lowe.....	5.84
13. Tiant.....	5.45
14. Monbouquette.....	5.38
15. Leonard (L).....	5.10
16. Eckersley.....	5.06
17. Boyd.....	5.05
18. Delock.....	4.93
19. F. Sullivan.....	4.91
20. Ja. Wilson.....	4.75

Relief Wins

1. B. Stanley.....	85
2. Radatz.....	49
3. Kinder.....	40
4. Clear.....	35
5. Delock.....	34
6. Fornieles.....	31
7. Timlin.....	30
8. B. Campbell.....	28
9. Ryba.....	26
Ja. Wilson.....	26

10-Strikeout Games

1. P. Martinez.....	72
2. Clemens.....	68
3. Lester (L).....	20
4. J. Wood.....	18
5. Hurst (L).....	13
6. Culp.....	10
Lonborg.....	10
Morehead.....	10
9. Tiant.....	9
10. C. Young.....	8

20-Game Winners

Rank/Player	W-L	Year
1. J. Wood.....	*34-5	1912
2. C. Young.....	*33-10	1901
3. C. Young.....	*32-11	1902
4. C. Young.....	*28-9	1903
5. C. Young.....	26-16	1904
6. Parnell (L).....	*25-7	1949
Ferriss.....	25-6	1946
W. Ferrell.....	*25-14	1935
9. Clemens.....	*24-4	1986
Ruth (L).....	24-13	1917
11. P. Martinez.....	*23-4	1999
Kinder.....	23-6	1949
S. Jones.....	23-16	1921
Ruth (L).....	23-12	1916
J. Wood.....	23-17	1911
Dinneen.....	23-14	1904

Rank/Player	W-L	Year
17. Porcello.....	*22-4	2016
Tiant.....	22-13	1974
Lonborg.....	†22-9	1967
Hughson.....	*22-6	1942
Mays.....	22-9	1917
Tannehill (L).....	22-9	1905
23. Schilling.....	*21-6	2004
Lowe.....	21-8	2002
Clemens.....	21-6	1990
Tiant.....	21-12	1976
Parnell (L).....	21-8	1953
Ferriss.....	21-10	1945
Mays.....	21-13	1918
C. Young.....	21-11	1908
C. Young.....	21-15	1907
Tannehill (L).....	21-11	1904

Rank/Player	W-L	Year
Dinneen.....	21-13	1903
Dinneen.....	21-21	1902
35. Beckett.....	*20-7	2007
P. Martinez.....	20-4	2002
Clemens.....	†20-9	1987
Eckersley.....	20-8	1978
Tiant.....	20-13	1973
Monbouquette.....	20-10	1963
Hughson.....	20-11	1946
W. Ferrell.....	20-15	1936
Grove (L).....	20-12	1935
Ehmke.....	20-17	1923
Ra. Collins (L).....	20-13	1914
Bedient.....	20-9	1912
O'Brien.....	20-13	1912
Hughes.....	20-7	1903

(L) left-handed * led AL † tied for AL lead

Annual Pitching Leaders

YEAR	WINS	EARNED RUN AVG.	GAMES	GAMES STARTED
2016	Porcello *22-4	Porcello 3.15	Barnes 62	Price *35
2015	Miley 11-11	Miley 4.46	Layne, Ogando 64	Miley 32
2014	Lackey 11-7	Buchholz 5.34	Tazawa 71	Buchholz 28
2013	Lester 15-8	Lackey 3.52	Uehara 73	Lester 33
2012	Buchholz, Doubront 11	Buchholz 4.56	Aceves 69	Lester 33
2011	Lester 15-9	Beckett 2.89	D. Bard 70	Lester 31
2010	Lester 19-9	Buchholz 2.33	D. Bard 73	Lackey 33
2009	Beckett 17-6	Lester 3.41	R. Ramirez 70	Beckett, Lester 32
2008	Matsuzaka 18-3	Matsuzaka 2.90	Delcarmen 73	Lester 33
2007	Beckett *20-7	Beckett 3.27	Okajima 66	Matsuzaka 32
2006	Beckett 16-11	Schilling 3.97	Timlin 68	Beckett 33
2005	Wakefield 16-12	Wakefield 4.15	Timlin *81	Wakefield 33
2004	Schilling *21-6	Schilling 3.26	Timlin 76	Lowe, P. Martinez 33
2003	Lowe 17-7	P. Martinez *2.22	Timlin 72	Lowe, Wakefield 33
2002	Lowe 21-8	P. Martinez *2.26	Urbina 61	Lowe 32
2001	Nomo 13-10	Wakefield 3.90	Beck 68	Nomo 33
2000	P. Martinez 18-6	P. Martinez *1.74	Lowe 74	P. Martinez 29
1999	P. Martinez *23-4	P. Martinez 2.07	Lowe 74	P. Martinez 29
1998	P. Martinez 19-7	P. Martinez 2.89	Gordon 73	P. Martinez, Wakefield 33
1997	Sele 13-12	Gordon 3.74	Wasdin 53	Sele 33
1996	Wakefield 14-13	Clemens 3.63	Slocumb 75	Clemens, Gordon 34
1995	Wakefield 16-8	Wakefield 2.95	Belinda 63	Hanson 29
1994	Clemens 9-7	Clemens 2.85	Fossas 44	Clemens 24
1993	Darwin 15-11	Viola 3.14	G. Harris *80	Darwin 34
1992	Clemens 18-11	Clemens *2.41	G. Harris 70	Viola 35
1991	Clemens 18-10	Clemens *2.62	Fossas 64	Clemens **35
1990	Clemens 21-6	Clemens *1.93	R. Murphy 68	Boddicker 34
1989	Clemens 17-11	Clemens 3.13	R. Murphy 74	Clemens 35
1988	Clemens, Hurst 18	Clemens 2.93	L. Smith 64	Clemens 35
1987	Clemens *20-9	Clemens 2.97	Schiraldi 62	Clemens 36
1986	Clemens *24-4	Clemens *2.48	B. Stanley 66	Clemens 33
1985	Boyd 15-13	Boyd 3.70	B. Stanley 48	Boyd 35
1984	3 players 12	Nipper 3.89	B. Stanley 57	Hurst 33
1983	Tudor 13-12	Ojeda 4.04	B. Stanley 64	Tudor 34
1982	Clear 14-9	B. Stanley 3.10	Clear 55	Eckersley 33
1981	B. Stanley, Torrez 10	Torrez 3.68	B. Stanley 35	Eckersley, Tanana 23
1980	Eckersley 12-14	B. Stanley 3.39	Burgmeier 62	Torrez 32
1979	Eckersley 17-10	Eckersley 2.99	Drago 53	Torrez 36
1978	Eckersley 20-8	Eckersley 2.99	B. Stanley 52	Torrez 36
1977	Campbell 13-9	Jenkins 3.68	Campbell 69	Tiant 32
1976	Tiant 21-12	Tiant 3.06	Willoughby 54	Tiant 38
1975	Wise 19-12	B. Lee 3.95	B. Lee 41	Tiant, Wise 35
1974	Tiant 22-13	Tiant 2.92	Segui 58	Tiant 38
1973	Tiant 20-13	B. Lee 2.75	Bolin 39	Tiant 35
1972	Pattin 17-13	Tiant *1.91	B. Lee 47	Pattin 35
1971	Siebert 16-10	Siebert 2.91	Bolin 52	Culp 35
1970	Culp 17-14	Culp 3.04	Lyle 63	Peters 34
1969	Culp 17-8	Nagy 3.11	Lyle 71	Culp 32
1968	Culp, Ellsworth 16	Culp 2.91	Stange 50	Culp 30
1967	Lonborg *22-9	Stange 2.77	Wyatt 60	Lonborg **39
1966	Santiago 12-13	Santiago 3.66	McMahon 49	Santiago 28
1965	E. Wilson 13-14	Monbouquette 3.70	Radatz 63	E. Wilson 36
1964	Radatz 16-9	Monbouquette 4.04	Radatz 79	Monbouquette 35
1963	Monbouquette 20-10	E. Wilson 3.76	Radatz 66	Monbouquette 36
1962	Conley, Monbouquette 15	Monbouquette 3.33	Radatz *62	Monbouquette 35
1961	Schwall 15-7	Schwall 3.22	Fornieles 57	Monbouquette 32
1960	Monbouquette 14-11	Monbouquette 3.64	Fornieles *70	Monbouquette 30
1959	Casale 13-8	Brewer 3.76	Fornieles 46	Brewer 32
1958	Delock 14-8	Delock 3.38	Wall 52	Brewer 32
1957	Brewer 16-13	F. Sullivan 2.73	Delock 49	Brewer 32
1956	Brewer 19-9	F. Sullivan 3.42	Delock 48	F. Sullivan 33
1955	F. Sullivan **18-13	F. Sullivan 2.91	Hurd, Kinder 43	F. Sullivan *35
1954	F. Sullivan 15-12	F. Sullivan 3.14	Kinder 48	W. Nixon 30
1953	Parnell 21-8	McDermott 3.01	Kinder *69	Parnell 34
1952	Parnell 12-12	Parnell 3.62	Delock 39	Parnell 29
1951	Parnell 18-11	Parnell 3.26	Kinder *63	Parnell 29
1950	Parnell 18-10	Parnell 3.61	Kinder 48	Parnell 31

* led AL ** tied for AL lead

Annual Pitching Leaders, Continued

YEAR	WINS	EARNED RUN AVG.	GAMES	GAMES STARTED
1949	Parnell.....*25-7	Parnell.....*2.77	Kinder.....43	Parnell.....33
1948	Kramer.....18-5	Parnell.....3.14	Dobson.....38	Dobson.....32
1947	Dobson.....18-8	Dobson.....2.95	E. Johnson.....45	Dobson.....31
1946	Ferriss.....25-6	Hughson.....2.75	Ferriss.....40	Ferriss, Hughson.....35
1945	Ferriss.....21-10	Ferriss.....2.96	Barrett.....37	Ferriss.....31
1944	Hughson.....18-5	Hughson.....2.26	Ryba.....42	Bowman.....24
1943	Hughson.....12-15	Hughson.....2.64	M. Brown.....*49	Hughson.....32
1942	Hughson.....*22-6	Hughson.....2.59	Hughson.....38	Hughson.....30
1941	Newsome.....19-10	C. Wagner.....3.07	Ryba.....40	Newsome.....29
1940	Heving, Ja. Wilson....12	Bagby Jr.....4.73	Ja. Wilson.....41	Bagby Jr., Grove.....21
1939	Grove.....15-4	Grove.....*2.54	Dickman.....48	Auker.....25
1938	Bagby Jr., Ja. Wilson....15	Grove.....*3.08	Bagby Jr.....43	Ja. Wilson.....27
1937	Grove.....17-9	Grove.....3.02	Ja. Wilson.....51	Grove.....32
1936	W. Ferrell.....20-15	Grove.....*2.81	Ostermueller.....43	W. Ferrell.....38
1935	W. Ferrell.....*25-14	Grove.....*2.70	Walberg.....44	W. Ferrell.....*38
1934	W. Ferrell.....14-5	Ostermueller.....3.49	Rhodes.....44	Rhodes.....31
1933	Rhodes.....12-15	B. Weiland.....3.87	Welch.....47	Rhodes.....29
1932	Kline.....11-13	Durham.....3.80	Kline.....47	B. Weiland.....27
1931	MacFayden.....16-12	W. Moore.....3.88	W. Moore.....53	MacFayden.....32
1930	Gaston.....13-20	Gaston.....3.92	Gaston.....38	Gaston.....34
1929	E. Morris.....14-14	MacFayden.....3.62	Gaston.....39	Ja. Russell.....32
1928	E. Morris.....19-15	E. Morris.....3.53	E. Morris.....47	Ruffing.....34
1927	S. Harriss.....14-21	S. Harriss.....4.18	S. Harriss.....44	Wiltse.....29
1926	Wingfield.....11-16	Wiltse.....4.22	Wingfield.....43	Wiltse.....29
1925	Wingfield.....12-19	Ehmke.....3.73	Wingfield.....41	Ehmke.....31
1924	Ehmke.....19-17	Quinn.....3.27	Ehmke.....45	Ehmke.....36
1923	Ehmke.....20-17	Piercy.....3.41	Ehmke.....43	Ehmke.....39
1922	Ri. Collins.....14-11	Quinn.....3.48	Karr.....41	Quinn.....32
1921	S. Jones.....23-16	S. Jones.....3.22	S. Jones.....40	S. Jones.....38
1920	Pennock.....16-13	H. Harper.....3.04	S. Jones, Pennock.....37	S. Jones.....33
1919	Pennock.....16-8	Mays.....2.47	S. Jones.....35	S. Jones.....31
1918	Mays.....21-13	Bush.....2.11	Bush.....36	Mays.....33
1917	Ruth.....24-13	Mays.....1.74	Ruth.....41	Ruth.....38
1916	Ruth.....23-12	Ruth.....*1.75	Leonard.....48	Ruth.....*41
1915	Foster, Shore.....19	J. Wood.....*1.49	Mays, Shore.....38	Foster.....33
1914	Ra. Collins.....20-13	Leonard.....*0.96	Bedient.....42	Ra. Collins.....30
1913	Ra. Collins.....19-8	Leonard.....2.39	Bedient.....43	Ra. Collins.....30
1912	J. Wood.....*34-5	J. Wood.....1.91	J. Wood.....43	J. Wood.....38
1911	J. Wood.....23-17	J. Wood.....2.02	J. Wood.....44	J. Wood.....33
1910	Cicotte.....15-11	Ra. Collins.....1.62	Cicotte.....36	Cicotte.....30
1909	Arellanes.....16-12	Cicotte.....1.97	Arellanes.....45	Arellanes.....28
1908	C. Young.....21-11	C. Young.....1.26	Cicotte.....39	C. Young.....33
1907	C. Young.....21-15	C. Young.....1.99	C. Young.....43	C. Young.....37
1906	Tannehill, C. Young....13	Dinneen.....2.92	C. Young.....39	C. Young.....34
1905	Tannehill.....22-9	C. Young.....1.82	C. Young.....38	C. Young.....33
1904	C. Young.....26-16	C. Young.....1.97	C. Young.....43	C. Young.....41
1903	C. Young.....*28-9	C. Young.....2.08	C. Young.....40	C. Young.....35
1902	C. Young.....*32-11	C. Young.....2.15	C. Young.....*45	C. Young.....*43
1901	C. Young.....*33-10	C. Young.....*1.62	C. Young.....43	C. Young.....41

* led AL

** tied for AL lead

Annual Pitching Leaders, Continued

YEAR	COMPLETE GAMES	SAVES	INNINGS	STRIKEOUTS
2016	Wright..... 4	Kimbrel..... 31	Price..... *230.0	Price..... 228
2015	Buchholz, Hill, Miley 1	Uehara..... 25	Miley..... 193.2	Porcello..... 149
2014	Buchholz..... 2	Uehara..... 26	Buchholz..... 170.1	Lester..... 149
2013	Lackey..... 2	Uehara..... 21	Lester..... 213.1	Lester..... 177
2012	Lester..... 3	Aceves..... 25	Lester..... 205.1	Doubront..... 167
2011	Beckett, Wakefield... 1	Papelbon..... 31	Beckett..... 193.0	Lester..... 182
2010	Lester..... 2	Papelbon..... 37	Lackey..... 215.0	Lester..... 225
2009	Beckett..... 4	Papelbon..... 38	Beckett..... 212.1	Lester..... 225
2008	Lester..... 2	Papelbon..... 41	Lester..... 210.1	Beckett..... 172
2007	5 players..... 1	Papelbon..... 37	Matsuzaka..... 204.2	Matsuzaka..... 201
2006	3 players..... 1	Papelbon..... 35	Beckett..... 204.2	Schilling..... 183
2005	Wakefield..... 3	Foulke..... 15	Wakefield..... 225.1	Wakefield..... 151
2004	Schilling..... 3	Foulke..... 32	Schilling..... 226.2	P. Martinez..... 227
2003	P. Martinez..... 3	Kim..... 16	Lowe..... 203.1	P. Martinez..... 206
2002	P. Martinez..... 2	Urbina..... 40	Lowe..... 219.2	P. Martinez..... *239
2001	Nomo..... 2	Lowe..... 24	Nomo..... 198.0	Nomo..... *220
2000	P. Martinez..... 7	Lowe..... *42	P. Martinez..... 217.0	P. Martinez..... *284
1999	P. Martinez..... 5	Lowe, Wakefield... 15	P. Martinez..... 213.1	P. Martinez..... *313
1998	P. Martinez..... 3	Gordon..... *46	P. Martinez..... 233.2	P. Martinez..... 251
1997	Wakefield..... 4	Slocumb..... 17	Wakefield..... 201.1	Gordon..... 159
1996	Clemens, Wakefield.. 6	Slocumb..... 31	Clemens..... 242.2	Clemens..... *257
1995	Wakefield..... 6	Aguilera..... 20	Wakefield..... 195.1	Hanson..... 139
1994	Clemens..... 3	Ryan..... 13	Clemens..... 170.2	Clemens..... 168
1993	3 players..... 2	Je. Russell..... 33	Darwin..... 229.1	Clemens..... 160
1992	Clemens..... 11	Reardon..... 27	Clemens..... 246.2	Clemens..... 208
1991	Clemens..... 13	Reardon..... 40	Clemens..... *271.1	Clemens..... *241
1990	Clemens..... 7	Reardon..... 21	Clemens..... 228.1	Clemens..... 209
1989	Clemens..... 8	L. Smith..... 25	Clemens..... 253.1	Clemens..... 230
1988	Clemens..... **14	L. Smith..... 29	Clemens..... 264.0	Clemens..... *291
1987	Clemens..... *18	Gardner..... 10	Clemens..... 281.2	Clemens..... 256
1986	Hurst..... 11	B. Stanley..... 16	Clemens..... 254.0	Clemens..... 238
1985	Boyd..... 13	Crawford..... 12	Boyd..... 272.1	Hurst..... 189
1984	Boyd..... 10	B. Stanley..... 22	Hurst..... 218.0	Ojeda..... 137
1983	Tudor..... 7	B. Stanley..... 33	Tudor..... 242.0	Tudor..... 136
1982	Eckersley..... 11	Clear, B. Stanley... 14	Eckersley..... 224.1	Tudor..... 146
1981	Eckersley..... 8	Clear..... 9	Eckersley..... 154.0	Clear..... 82
1980	Eckersley..... 8	Burgmeier..... 24	Torrez..... 207.1	Eckersley..... 121
1979	Eckersley..... 17	Drago..... 13	Torrez..... 252.1	Eckersley..... 150
1978	Eckersley..... 16	B. Stanley..... 10	Eckersley..... 268.1	Eckersley..... 162
1977	Jenkins..... 11	Campbell..... *31	Jenkins..... 193.0	Tiant..... 124
1976	Tiant..... 19	Willoughby..... 10	Tiant..... 279.0	Jenkins..... 142
1975	Tiant..... 18	Drago..... 15	B. Lee, Tiant..... 260.0	Tiant..... 142
1974	Tiant..... 25	Segui..... 10	Tiant..... 311.1	Tiant..... 176
1973	Tiant..... 23	Bolin..... 15	B. Lee..... 284.2	Tiant..... 206
1972	Pattin..... 13	Bolin, B. Lee..... 5	Pattin..... 253.0	Pattin..... 168
1971	Culp, Siebert..... 12	Lyle..... 16	Culp..... 242.1	Culp..... 151
1970	Culp..... 15	Lyle..... 20	Culp..... 251.1	Culp..... 197
1969	Culp..... 9	Lyle..... 17	Culp..... 227.0	Culp..... 172
1968	Culp..... 11	Stange..... 12	Culp..... 216.1	Culp..... 190
1967	Lonborg..... 15	Wyatt..... 20	Lonborg..... 273.1	Lonborg..... *246
1966	Stange..... 8	McMahon..... 9	Lonborg..... 181.2	Lonborg..... 131
1965	Monbouquette..... 10	Radatz..... 22	E. Wilson..... 230.2	E. Wilson..... 164
1964	Monbouquette..... 7	Radatz..... *29	Monbouquette..... 234.0	Radatz..... 181
1963	Monbouquette..... 13	Radatz..... 25	Monbouquette..... 266.2	Monbouquette..... 174
1962	Monbouquette..... 11	Radatz..... *24	Conley..... 241.2	Monbouquette..... 153
1961	Monbouquette..... 12	Fornieles..... 15	Monbouquette..... 236.1	Monbouquette..... 161
1960	Monbouquette..... 12	Fornieles..... **14	Monbouquette..... 215.0	Monbouquette..... 134
1959	Brewer..... 11	Fornieles..... 11	Brewer..... 215.1	Brewer..... 121
1958	Brewer, F. Sullivan.. 10	Kiely..... 12	Brewer..... 227.1	Brewer..... 124
1957	Brewer..... 15	Delock..... 11	F. Sullivan..... 240.2	Brewer..... 128
1956	Brewer..... 15	Delock..... 9	Brewer..... 244.1	Brewer..... 127
1955	F. Sullivan..... 16	Kinder..... 18	F. Sullivan..... *260.0	F. Sullivan..... 129
1954	F. Sullivan..... 11	Kinder..... 15	F. Sullivan..... 206.1	F. Sullivan..... 124
1953	Parnell..... 12	Kinder..... *27	Parnell..... 241.0	Parnell..... 136
1952	Parnell..... 15	Benton..... 6	Parnell..... 214.0	McDermott..... 117
1951	Parnell..... 11	Kinder..... *14	Parnell..... 221.0	McDermott..... 127
1950	Parnell..... 21	Kinder..... 9	Parnell..... 249.0	McDermott..... 96

* led AL

** tied for AL lead

saves first became an official statistic in 1969

Annual Pitching Leaders, Continued

YEAR	COMPLETE GAMES	SAVES	INNINGS	STRIKEOUTS
1949	Parnell..... *27	2 players.....4	Parnell..... *295.1	Kinder..... 138
1948	Dobson, Parnell..... 16	E. Johnson.....5	Dobson.....245.1	Dobson..... 116
1947	Dobson..... 15	E. Johnson.....8	Dobson.....228.2	Hughson..... 119
1946	Ferriss..... 26	Klinger..... *9	Hughson.....278.0	Hughson..... 172
1945	Ferriss..... 26	Barrett.....3	Ferriss.....264.2	Ferriss..... 94
1944	Hughson..... 19	Barrett.....8	Hughson.....203.1	Hughson..... 112
1943	Hughson..... *20	M. Brown.....9	Hughson.....266.0	Hughson..... 114
1942	Hughson..... *22	M. Brown.....6	Hughson..... *281.0	Hughson..... *113
1941	Newsome..... 17	Ryba.....6	Newsome.....213.2	M. Harris..... 111
1940	Grove, Ja. Wilson..... 9	Ja. Wilson.....5	Bagby Jr.....182.2	Ja. Wilson..... 102
1939	Grove..... 17	Heving.....7	Grove.....191.0	Grove..... 81
1938	Grove..... 12	McKain.....6	Bagby Jr.....198.2	Grove..... 99
1937	Grove..... 21	Ja. Wilson.....7	Grove.....262.0	Grove..... 153
1936	W. Ferrell..... *28	Ja. Wilson.....3	W. Ferrell..... *301.0	Grove..... 130
1935	W. Ferrell..... *31	Walberg.....3	W. Ferrell..... *322.1	Grove..... 121
1934	W. Ferrell..... 17	Ostermueller.....3	Rhodes.....219.0	Welch..... 91
1933	Rhodes..... 14	Kline.....4	Rhodes.....232.0	B. Weiland..... 97
1932	Andrews..... 8	W. Moore.....4	B. Weiland.....195.2	B. Weiland..... 63
1931	MacFayden..... 17	W. Moore..... *10	Ja. Russell.....232.0	MacFayden..... 74
1930	Gaston..... 20	Gaston, MacFayden.....2	Gaston.....273.0	Gaston..... 99
1929	Gaston..... 20	Gaston.....2	Ruffing.....244.1	Ruffing..... 109
1928	Ruffing..... *25	E. Morris.....5	Ruffing.....289.1	Ruffing..... 118
1927	Wiltse..... 13	MacFayden, Ruffing.....2	Wiltse.....219.0	S. Harris, Ruffing.....77
1926	Wiltse, Wingfield..... 9	Wingfield.....3	Wiltse.....196.1	Wiltse..... 59
1925	Ehmke..... *22	Wingfield.....2	Ehmke.....260.2	Ehmke..... 95
1924	Ehmke..... 26	Quinn.....7	Ehmke..... *315.0	Ehmke..... 119
1923	Ehmke..... 28	Quinn.....7	Ehmke.....316.2	Ehmke..... 121
1922	Quinn..... 16	Ferguson, A. Russell.....2	Quinn.....256.0	Ri. Collins..... 69
1921	S. Jones..... 25	A. Russell.....3	S. Jones.....298.2	S. Jones..... 98
1920	S. Jones..... 21	Pennock.....2	S. Jones.....274.0	Bush..... 88
1919	S. Jones..... 21	A. Russell.....4	S. Jones.....245.0	Pennock..... 70
1918	Mays..... *30	Bush.....2	Mays.....293.1	Bush..... 125
1917	Ruth..... *35	Ruth.....2	Ruth.....326.1	Leonard..... 144
1916	Ruth..... 23	Leonard.....6	Ruth.....323.2	Ruth..... 170
1915	Foster..... 21	Mays..... *7	Foster.....255.1	Leonard..... 116
1914	Foster, Leonard..... 17	Leonard.....3	Ra. Collins.....272.1	Leonard..... 176
1913	Ra. Collins..... 19	Bedient.....5	Leonard.....259.1	Leonard..... 144
1912	J. Wood..... *35	Bedient, Hall.....2	J. Wood.....344.0	J. Wood..... 258
1911	J. Wood..... 25	Hall..... *4	J. Wood.....275.2	J. Wood..... 231
1910	Cicotte..... 20	Hall.....2	Cicotte.....250.0	J. Wood..... 145
1909	Arellanes..... 17	Arellanes..... *8	Arellanes.....230.2	J. Wood..... 88
1908	C. Young..... 30	3 players.....2	C. Young.....299.0	C. Young..... 150
1907	C. Young..... 33	Pruett.....3	C. Young.....343.1	C. Young..... 147
1906	C. Young..... 28	3 players.....2	C. Young.....287.2	C. Young..... 140
1905	C. Young..... 31	Dinneen.....1	C. Young.....320.2	C. Young..... 210
1904	C. Young..... 40	C. Young.....1	C. Young.....380.0	C. Young..... 200
1903	C. Young..... *34	Dinneen, Young..... *2	C. Young..... *341.2	C. Young..... 176
1902	C. Young..... *41	Altrock.....1	C. Young..... *384.2	C. Young..... 160
1901	C. Young..... 38	T. Lewis.....1	C. Young.....371.1	C. Young..... *158

* led AL ** tied for AL lead # saves first became an official statistic in 1969

Strikeout Records

Single-Game Strikeout Highs

RANK/PITCHER	SO	DATE/OPP	RANK/PITCHER	SO	DATE/OPP
1. Clemens	20	9/18/1996 at DET	P. Martinez	15	5/12/2000 at BAL
Clemens	20	4/29/1986 vs. SEA	P. Martinez	15	9/4/1999 at SEA
3. P. Martinez	17	5/6/2000 vs. TB	P. Martinez	15	8/24/1999 at MIN
P. Martinez	17	9/10/1999 at NYY	P. Martinez	15	5/12/1999 vs. SEA
Monbouquette	17	5/12/1961 at WAS	P. Martinez	15	5/7/1999 vs. ANA
6. P. Martinez	16	4/8/2001 vs. TB	Clemens	15	7/9/1988 at CWS (G2, 10)
P. Martinez	16	6/4/1999 vs. ATL	Clemens	15	8/21/1984 vs. KC
Clemens	16	7/15/1988 vs. KC (G1)	McDermott (L)	15	7/28/1951 vs. CLE (16)
Clemens	16	5/9/1988 at KC	J. Wood	15	7/7/1911 at STL
10. Lester (L)	15	5/3/2014 vs. OAK	J. Harris	15	9/1/1906 vs. PHA
P. Martinez	15	7/23/2000 vs. CWS			

Single-Game Strikeout Highs by Opponent

RANK/PITCHER	SO	DATE/OPP	RANK/PITCHER	SO	DATE/OPP
1. N. Ryan	19	8/12/1974 at CAL	11. Mussina	15	9/24/2000 vs. BAL
N. Ryan	19	6/14/1974 at CAL (15)	R. Johnson (L)	15	4/10/1998 vs. SEA
J. Coombs	19	9/1/1906 vs. PHA	N. Ryan	15	5/6/1977 vs. CAL
4. R. Waddell (L)	17	9/5/1905 vs. PHA	N. Ryan	15	6/19/1976 at CAL
5. Clemens	16	7/12/1997 vs. TOR	N. Ryan	15	4/30/1974 vs. CAL
N. Ryan	16	7/9/1972 at CAL	M. Lolicch (L)	15	10/2/1972 at DET
H. Score (L)	16	5/1/1955 at CLE (G2)	D. Chance	15	6/2/1964 at LAA
J. Harshman (L)	16	7/25/1954 vs. CWS (G1)	C. Pascual	15	4/18/1960 at WAS
B. Feller	16	8/25/1937 at CLE (G1)	E. Walsh	15	8/11/1910 at CWS
R. Waddell (L)	16	7/9/1902 vs. PHA (17)	R. Waddell (L)	15	5/29/1907 at PHA (G2)

(L) left-hander

No-Hitters/1-Hitters

No-Hitters by Red Sox

PITCHER	DATE	OPPONENT	IP	BB	K	SCORE
J. Lester (L)	5/19/2008	vs. Kansas City	9.0	2	9	7-0
C. Buchholz	9/1/2007	vs. Baltimore	9.0	3	9	10-0
D. Hansack	10/1/2006+	vs. Baltimore	5.0 (rain)	1	6	9-0
D. Lowe	4/27/2002	vs. Tampa Bay	9.0	1	6	10-0
H. Nomo	4/4/2001	at Baltimore	9.0	3	11	3-0
M. Young (L)-a	4/12/1992 (G1)+	at Cleveland	8.0	7	6	1-2
D. Morehead	9/16/1965	vs. Cleveland	9.0	1	8	2-0
B. Monbouquette	8/1/1962	at Chicago	9.0	1	7	1-0
E. Wilson	6/26/1962	vs. Los Angeles	9.0	4	5	2-0
M. Parnell (L)	7/14/1956	vs. Chicago	9.0	2	4	4-0
H. Ehmke	9/7/1923	at Philadelphia	9.0	1	1	4-0
D. Leonard (L)	6/3/1918	at Detroit	9.0	1	4	5-0
E. Shore-b	6/23/1917 (G1)	vs. Washington	9.0	0	2	*4-0
D. Leonard (L)	8/30/1916	vs. St. Louis	9.0	2	3	4-0
G. Foster	6/21/1916	vs. New York	9.0	3	3	2-0
J. Wood	7/29/1911 (G1)	vs. St. Louis	9.0	2	12	5-0
C. Young	6/30/1908	at New York	9.0	1	2	8-0
B. Dinneen	9/27/1905 (G1)	vs. Chicago	9.0	2	6	2-0
J. Tannehill (L)	8/17/1904	at Chicago	9.0	1	4	6-0
C. Young	5/5/1904	vs. Philadelphia	9.0	0	8	*3-0

* perfect game (L) left-hander + not considered official no-hitter

a - Young pitched a complete-game, 8.0-inning, 2-1 loss.

b - Babe Ruth started the game but was ejected by home plate umpire Brick Owen after walking leadoff batter Eddie Foster. Shore relieved Ruth, Foster was thrown out stealing, and Shore retired the next 26 batters.

No-Hitters/One-Hitters, Continued

No-Hitters Against Red Sox

PITCHER	DATE	OPP.	IP	BB	K	SCORE	SOX W/L
C. Bosio	4/22/1993	at SEA	9.0	2	4	0-7	J. Hesketh
D. Righetti (L)	7/4/1983	at NYY	9.0	4	9	0-4	J. Tudor
T. Phoebus	4/27/1968	at BAL	9.0	3	9	0-6	G. Waslewski
D. Chance	8/6/1967+	at MIN	5.0 (rain)	0	4	0-2	J. Lonborg
J. Bunning	7/20/1958 (G1)	vs. DET	9.0	2	12	0-3	F. Sullivan
A. Reynolds	9/28/1951 (G1)	at NYY	9.0	4	9	0-8	M. Parnell
B. Newsom*	9/18/1934+	at STL	9.0	7	9	2-1 (10)	R. Walberg (W)
B. Burke (L)	8/8/1931	at WAS	9.0	5	8	0-5	W. Moore
T. Lyons	8/21/1926	vs. CWS	9.0	1	2	0-6	S. Harriss
W. Johnson	7/1/1920	vs. WAS	9.0	0	10	0-1	H. Harper
G. Mogridge (L)	4/24/1917	vs. NYY	9.0	3	3	1-2	D. Leonard
E. Walsh	8/27/1911	at CWS	9.0	1	8	0-5	R. Collins
D. Rhoads	9/18/1908	at CLE	9.0	2	2	1-2	F. Arellanes

(L) left-hander * pitched 9 hitless innings, allowed hit in 10th. + not considered official no-hitter

NOTE: There has never been a perfect game thrown against the Red Sox.

One-Hitters by Red Sox Since 1950

PITCHER	DATE	OPP.	HITTER	HIT	INN.	OUT	SCORE
Lester (L)	5/10/2013	TOR	M. Izturis	2B	6	2	5-0
Beckett	6/15/2011	at TB	R. Brignac	1B	3	2	3-0
Lester (L), Delcarmen,	5/25/2010	at TB	W. Aybar	1B	4	1	2-0
Bard, Papelbon							
Matsuzaka, Bard	5/22/2010	at PHI	J. Castro	1B	8	2	5-0
Schilling	6/7/2007	at OAK	S. Stewart	1B	9	2	1-0
Lester (L), Papelbon	7/18/2006	KC	M. Teahen	1B	2	1	1-0
Wells (L), Timlin, Foulke	6/14/2005	CIN	R. Freel	1B	6	2	7-0
H. Nomo	5/25/2001	TOR	S. Stewart	2B	4	0	4-0
P. Martinez	8/29/2000	at TB	J. Flaherty	1B	9	0	8-0
P. Martinez	9/10/1999	at NYY	C. Davis	HR	2	2	3-1
Sele, Gordon	9/3/1997	at MON	M. Lansing	HR	3	2	0-1
Darwin	8/18/1993	CWS	D. Pasqua	3B	8	1	5-0
Viola (L)	9/30/1992	at TOR	D. White	1B	9	0	1-0
Harris, Reardon	6/7/1990	NYY	J. Barfield	1B	5	2	3-0
Clemens	9/10/1988	CLE	D. Clark	1B	8	1	6-0
Nipper, Crawford	7/11/1985	at SEA	I. Calderon	1B	6	1	7-1
Tudor (L)	5/27/1983	at TOR	D. Collins	1B	4	1	2-0
Eckersley	9/26/1980	at TOR	J. Mayberry	HR	5	0	3-1
Renko, Campbell	7/13/1979	at OAK	R. Henderson	1B	9	1	2-0
Wise	6/29/1976	BAL	P. Blair	1B	6	0	2-0
Wise	6/14/1976	at MIN	J. Terrell	1B	3	1	5-0
Moret (L)	8/21/1974	CWS	D. Allen	1B	7	1	4-0
Pattin	7/11/1972	at OAK	R. Jackson	1B	9	1	4-0
Siebert	7/31/1970	at CAL	J. Johnstone	1B	3	0	2-0
Culp	9/21/1968	at NYY	R. White	1B	7	2	2-0
Lonborg*	10/5/1967	STL (G2 WS)	J. Javier	2B	8	2	5-0
Rohr (L)	4/14/1967	at NYY	E. Howard	1B	9	2	3-0
Monbouquette	9/6/1964	at MIN	Z. Versalles	HR	6	2	1-2
Morehead	5/12/1963 (G2)	WAS	C. Hinton	HR	1	2	4-1
Monbouquette	5/7/1960	DET	N. Chrisley	2B	1	1	5-0
Susce	7/20/1955	at KCA	V. Power	1B	1	0	6-0
Kemmerer	7/18/1954 (G1)	BAL	S. Mele	1B	7	0	4-0
McDermott (L), Kinder	7/19/1953 (G1)	at CLE	A. Smith	1B	4	0	2-0
McDermott (L)	5/29/1952	WAS	M. Hoderlein	1B	4	1	1-0

*Retired the 1st 19 Cardinals. (L) left-hander

Recent One-Hitters by Opponents

PITCHER	DATE	OPP.	HITTER	HIT	INN.	OUT	SCORE
Smyly (L), Ramirez, Colome	4/19/2016	TB	Bradley Jr.	1B	3	0	0-0
Odorizzi, Beliveau (L), Yates	8/30/2014	at TB	Middlebrooks	1B	4	0	0-3
Shoemaker, Morin, Grilli	8/21/2014	LAA	Middlebrooks	2B	7	2	0-2
Stroman, Redmond,	7/24/2014	at TOR	Victorino	1B	7	0	0-7
Rasmussen (L)							
Sanchez, Albuquerque,	10/12/2013	DET (G1 ALCS)	Nava	1B	9	1	0-1
Veras, Smyly (L), Benoit							
Tillman, Patton (L)	9/28/2012	at BAL	Podsednik	1B	1	0	1-9
Nolasco	6/18/2009	FLA (6 inn.)	Youkilis	HR	1	2	1-2

(L) left-hander

Notable Beginnings/Long Outings

Red Sox Who Pitched Shutouts in Their Major League Debut

PITCHER	DATE	OPPONENT	SCORE	HITS
Billy Rohr (L)	4/14/1967	at NYY	3-0	1
Dave Morehead	4/13/1963	at WAS	3-0	5
Dave Ferriss	4/29/1945 (G1)	at PHA	2-0	5
George Hockette	(L) 9/17/1934	at STL	3-0	2
Buck O'Brien	9/9/1911	at PHA	2-0	6
Larry Pape	7/6/1909 (G2)	vs. WAS	2-0	4
Rube Kroh (L)	9/30/1906 (G2)	at STL	2-0	2
(L) left-hander				

Red Sox Who Pitched Shutouts in Their First Major League Start

(Had Previously Pitched In Relief)

PITCHER	DATE	OPPONENT	SCORE	HITS
Jim Wright	5/6/1978 (G2)	vs. CWS	3-0	7
Russ Kemmerer	7/18/1954 (G1)	vs. BAL	4-0	1
Ben Flowers	8/5/1953	vs. STL	5-0	8

Red Sox Rookies with 10 or More Wins

Rank/Player	W-L	Year	Rank/Player	W-L	Year	Rank/Player	W-L	Year
1. Ferriss.....	21-10	1945	F. Sullivan.....	15-12	1954	Stobbs (L).....	11-6	1949
2. Bedient.....	20-9	1912	Bagby Jr.....	15-11	1938	Cicotte.....	11-12	1908
B. O'Brien.....	20-13	1912	12. Leonard (L).....	14-16	1913	21. E. Rodriguez.....	10-6	2015
4. D. Newsome.....	19-10	1941	13. Casale.....	13-8	1959	Paxton.....	10-5	1977
E. Morris.....	19-15	1928	N. Gibson.....	13-9	1903	Morehead.....	10-13	1963
6. Ruth (L).....	18-8	1915	15. Nagy.....	12-2	1969	Brewer.....	10-9	1954
7. Winter.....	16-12	1901	Wingfield.....	12-19	1925	Ostermueller (L).....	10-13	1934
8. Matsuzaka.....	15-12	2007	17. Nipper.....	11-6	1984	Shore.....	10-5	1914
Schwall.....	15-7	1961	Curtis (L).....	11-8	1972	(L) left-hander		

Extra-Inning Complete-Game Shutouts Since 1916

PITCHER	DATE	OPPONENT	IP	SCORE
Bruce Hurst (L)	8/7/1988	at DET	10.0	3-0
Mike Torrez	7/18/1980	vs. MIN	10.0	1-0
Bob Stanley	6/11/1979	at KC	10.0	4-0
Bill Monbouquette	4/11/1962	vs. CLE	12.0	4-0
Willard Nixon	8/7/1956	vs. NYY	11.0	1-0
Denny Galehouse	8/17/1947	at NYY	11.0	3-0
Joe Dobson	9/24/1943	vs. CLE	10.0	1-0
Lloyd Brown (L)	7/12/1933	vs. DET	11.0	1-0
Ed Durham	9/12/1931	vs. DET	13.0	1-0
Milt Gaston	9/8/1929 (G2)	vs. STL	10.0	0-0 (tie)
Bullet Joe Bush	7/22/1918 (G1)	vs. DET	10.0	1-0
Bullet Joe Bush	7/9/1918	vs. CLE	12.0	1-0
Sad Sam Jones	7/8/1918 (G1)	vs. CLE	10.0	1-0
Sad Sam Jones	6/6/1918	at CLE	10.0	1-0
Dutch Leonard (L)	9/30/1916	vs. NYY	10.0	1-0
Babe Ruth (L)	8/15/1916	vs. WSH	13.0	1-0
(L) left-hander				

Double-Digit Wins

10 or More Home Wins in a Season

Rank/Player	W-L	Year	Rank/Player	W-L	Year	Rank/Player	W-L	Year
1. C. Young	*19-5	1901	Clemens	11-2	1990	62. Beckett	10-1	2009
2. J. Wood	18-2	1912	Clemens	11-6	1987	Wakefield	10-4	2007
3. C. Young	*17-6	1902	Clemens	11-3	1986	Wakefield	10-4	2005
4. Parnell (L)	16-3	1949	Boyd	11-8	1985	P. Martinez	10-2	2002
5. Kinder	15-1	1949	Torrez	11-6	1979	Pattin	10-6	1973
W. Ferrell	15-8	1935	Eckersley	11-1	1978	Pattin	10-4	1972
Mays	15-5	1918	Tiant	11-6	1976	Siebert	10-5	1972
8. C. Young	*14-4	1903	Tiant	11-6	1975	Tiant	10-1	1972
9. Porcello	13-1	2016	Tiant	11-7	1973	Siebert	10-3	1971
P. Martinez	13-2	1999	Culp	11-6	1970	Schwall	10-2	1961
Hurst (L)	13-2	1988	Casale	11-3	1959	Brewer	10-6	1958
B. Stanley	13-2	1978	Brewer	11-5	1956	Delock	10-1	1958
Tiant	13-5	1974	Dobson	11-5	1947	F. Sullivan	10-2	1958
Monbouquette	13-5	1963	Dobson	11-1	1946	F. Sullivan	10-5	1955
Ferriss	13-0	1946	Ferriss	11-6	1945	Parnell (L)	10-3	1953
Hughson	13-0	1944	Hughson	11-3	1942	Parnell (L)	10-4	1951
Newsome	13-5	1941	Grove (L)	11-4	1935	Dobson	10-5	1949
W. Ferrell	13-4	1936	Ehmke	11-8	1924	Kramer	10-1	1948
Ruth (L)	13-5	1916	Ehmke	11-8	1923	M. Harris (L)	10-4	1946
C. Young	*13-7	1904	Pennock (L)	11-4	1919	Grove (L)	10-4	1936
Dinneen	*13-9	1902	Bush	11-6	1918	Mays	10-6	1917
22. Schilling	12-1	2004	Ruth (L)	11-7	1917	Shore	10-4	1916
Hurst (L)	12-4	1987	Leonard (L)	11-4	1916	Foster	10-4	1915
Eckersley	12-5	1979	Bedient	11-6	1912	Ruth (L)	10-2	1915
Pennock (L)	12-4	1920	Cicotte	*11-5	1910	Shore	10-6	1915
J. Wood	12-1	1915	C. Young	*11-7	1907	Ra. Collins (L)	10-4	1913
Winter	*12-5	1905	Tannehill (L)	*11-3	1905	J. Wood	*10-6	1911
28. Lackey	11-5	2010	Tannehill (L)	*11-9	1904	Dinneen	*10-8	1904
Lester (L)	11-1	2008	Dinneen	*11-5	1903	N. Gibson	*10-5	1904
Lowe	11-2	2003	Winter	*11-4	1901	T. Lewis	*10-7	1901
Boddicker	11-5	1990						

(L) left-hander * Huntington Avenue Grounds

10 or More Road Wins in a Season

Rank/Player	W-L	Year	Rank/Player	W-L	Year	Rank/Player	W-L	Year
1. J. Wood	16-3	1912	Ferriss	12-6	1946	Hanson	10-2	1995
2. S. Jones	15-3	1921	Mays	12-3	1917	Clemens	10-5	1992
C. Young	15-5	1902	20. Lester (L)	11-4	2010	Clemens	10-5	1991
Ra. Collins (L)	14-5	1914	Beckett	11-2	2007	Clemens	10-4	1990
C. Young	14-5	1903	McDermott (L)	11-3	1953	B. Stanley	10-6	1979
C. Young	14-5	1901	Parnell (L)	11-5	1953	Tiant	10-6	1976
7. Clemens	13-1	1986	Hughson	11-7	1946	B. Lee (L)	10-5	1975
Lonborg	13-4	1967	Hughson	11-3	1942	Peters (L)	10-7	1970
Ruth (L)	13-6	1917	Mays	11-6	1916	Radatz	10-5	1963
J. Wood	13-11	1911	B. O'Brien	11-6	1912	Delock	10-4	1956
C. Young	13-4	1908	C. Young	11-11	1905	Ferriss	10-4	1945
Dinneen	13-6	1904	T. Hughes	11-4	1903	W. Ferrell	10-6	1935
C. Young	13-9	1904	Tannehill (L)	11-6	1905	E. Morris	10-8	1928
14. Lowe	12-4	2002	31. Lester (L)	10-4	2011	Ruth (L)	10-7	1916
P. Martinez	12-1	2000	Buchholz	10-3	2010	Leonard (L)	10-1	1914
Clemens	12-4	1988	P. Martinez	10-2	2002	C. Young	10-8	1907
Wise	12-5	1975	P. Martinez	10-2	1999	Tannehill (L)	10-2	1904
			P. Martinez	10-4	1998	Dinneen	10-8	1903

(L) left-hander

10 or More Wins Both at Home and on Road in a Season

Pitcher	H	R	Year	Pitcher	H	R	Year	Pitcher	H	R	Year
P. Martinez	10-2	10-2	2002	Hughson	11-3	11-3	1942	Tannehill (L)	11-3	11-6	1905
P. Martinez	13-2	10-2	1999	W. Ferrell	15-8	10-6	1935	Dinneen	10-8	13-6	1904
Clemens	11-2	10-4	1990	Mays	10-6	12-3	1917	Tannehill (L)	11-9	10-2	1904
Clemens	11-3	13-1	1986	Ruth (L)	11-7	13-6	1917	C. Young	13-7	13-9	1904
Tiant	11-6	10-6	1976	Ruth (L)	13-5	10-7	1916	Dinneen	11-5	10-8	1903
Parnell (L)	10-3	11-5	1953	J. Wood	18-2	16-3	1912	C. Young	14-4	14-5	1903
Ferriss	13-0	12-6	1946	J. Wood	10-6	13-11	1911	C. Young	17-6	15-5	1902
Ferriss	11-6	10-4	1945	C. Young	11-7	10-8	1907	C. Young	19-5	14-5	1901

Club Fielding Records

Team Fielding, Season

MOST PUTOUTS	4,418 in 1978 (163 games)
FEWEST PUTOUTS (min. 150 games)	3,952 in 1938 (150 games)
MOST ASSISTS	2,174 in 1907 (155 games)
FEWEST ASSISTS (min. 150 games)	1,427 in 2016 (162 games)
MOST CHANCES ACCEPTED	6,671 in 1910 (158 games)
FEWEST CHANCES ACCEPTED (min. 150 games)	5,821 in 2016 (162 games)
MOST ERRORS	337 in 1901 (138 games)
FEWEST ERRORS	66 in 2006 (162 games)
MOST ERRORLESS GAMES	108 in 2006 (162 games)
MOST CONSECUTIVE GAMES, without an error	18 in 2016 (9/13-10/1)
MOST DOUBLE PLAYS	204 in 1980 (160 games)
FEWEST DOUBLE PLAYS	71 in 1908 (155 games)
MOST CONSECUTIVE GAMES, one or more double plays	25++ in 2016 (162 games)
MOST TRIPLE PLAYS	3++ in 1979 (160 games) and in 1924 (156 games)
MOST PASSED BALLS	37 in 2016 (162 games)
FEWEST PASSED BALLS	3 in 1975 (160 G); 1933 (149 G)
HIGHEST FIELDING PERCENTAGE98910 in 2006 (162 games)
LOWEST FIELDING PERCENTAGE943 in 1901 (138 games)

+ML record (since 1900) ++tied for ML record *AL record **tied for AL record

Single-Season Fielding Leaders

Fielding Percentage

FIRST BASE

1. Youkilis	*1.000, 2007
2. McInnis	*.999, 1921
3. Ad. Gonzalez998, 2012
4. Ad. Gonzalez997, 2011
5. Todd	*.997, 1928
6. Ramirez996, 2016
7. Yastrzemski996, 1975
8. Youkilis996, 2008
9. McInnis	*.996, 1920
10. Esasky996, 1989

SECOND BASE

1. Pedroia	*.997, 2014
2. Loretta994, 2006
3. Pedroia993, 2013
4. Doerr993, 1948
5. Pedroia	*.992, 2012
6. Pedroia992, 2008
7. Pedroia991, 2009
8. Ch. Schilling	*.991, 1961
9. Pedroia990, 2007
10. Pedroia990, 2011

THIRD BASE

1. Lowell987, 2006
2. Petrocelli	*.976, 1971
3. Hatton976, 1955
4. Pesky974, 1950
5. Mueller972, 2005
6. Kell972, 1953
7. Boggs971, 1988
8. Petrocelli970, 1972
9. Pesky970, 1949
10. Myer969, 1928

SHORTSTOP

1. Al. Gonzalez	*.985, 2006
2. S. Drew984, 2013
3. Bogaerts984, 2015
4. V. Stephens981, 1950
5. Petrocelli	*.981, 1969
6. Burleson981, 1978
7. Burleson980, 1979
8. Valentin979, 1994
9. Bogaerts979, 2016
10. Petrocelli978, 1968

CATCHER

1. Cerone	*1.000, 1988
2. Daley	*1.000, 1957
3. Varitek998, 2004
4. Varitek997, 2009
5. Varitek996, 2002
6. Varitek996, 2008
7. Berryhill995, 1994
8. Swihart995, 2015
9. T. Pena995, 1993
10. T. Pena995, 1990

OUTFIELD

1. Ellsbury	*1.000, 2011
2. Bay	*1.000, 2009
3. Ellsbury	*1.000, 2008
4. Yastrzemski	*1.000, 1977
5. Harrelson	*1.000, 1968
6. Crisp	*.998, 2007
7. Damon	*.997, 2003
8. Betts	*.997, 2016
9. Damon997, 2002
10. Bradley Jr.997, 2014

PITCHER

1. Lowe	*1.000, 2003
2. Monbouquette ..	*1.000, 1963
3. Parnell	*1.000, 1949
4. Ja. Russell	*1.000, 1929
5. Mays993, 1917
6. Tannehill991, 1904
7. Quinn990, 1922
8. Boyd988, 1985
9. Brewer	*.988, 1956
10. Bush987, 1921

NOTE: Min. 60 total chances for pitchers;
min. 0.5 G/Team G for catchers; min. 0.67
G/Team G for all other positions.

* led AL

Single-Season Fielding Leaders, Continued

Putouts

FIRST BASE

1. Todd.....	*1,755, 1926
2. LaChance.....	*1,691, 1904
3. McInnis.....	1,586, 1920
4. McInnis.....	1,549, 1921
5. LaChance.....	*1,544, 1902
6. Unglaub.....	1,504, 1907
7. J. Stahl.....	*1,488, 1910
8. Lupien.....	*1,487, 1943
9. Todd.....	1,486, 1928
10. Burns.....	1,485, 1923

SECOND BASE

1. Wambsganss.....	*463, 1924
2. Doerr.....	*443, 1950
3. H. Ferris.....	*424, 1907
4. Doerr.....	*420, 1946
5. Doerr.....	*415, 1943
6. Doerr.....	*401, 1940
7. Ch. Schilling.....	397, 1961
8. Doerr.....	395, 1949
9. Doerr.....	376, 1947
Doerr.....	376, 1942

THIRD BASE

1. J. Collins.....	203, 1901
2. J. Collins.....	*191, 1904
3. Gardner.....	187, 1914
4. Pesky.....	*184, 1949
5. Lord.....	181, 1908
6. Lord.....	180, 1909
7. J. Collins.....	*178, 1903
8. Werber.....	*174, 1935
9. Tabor.....	*168, 1942
10. Gardner.....	167, 1912

Assists

FIRST BASE

1. Buckner.....	*184, 1985
2. Buckner.....	*157, 1986
3. Quintana.....	*137, 1990
4. Stuart.....	*134, 1963
5. Todd.....	*126, 1926
6. Ad. Gonzalez.....	*125, 2011
7. Lupien.....	118, 1943
8. York.....	*116, 1946
9. Foxx.....	116, 1938
10. G. Scott.....	115, 1977

SECOND BASE

1. Wambsganss.....	494, 1924
2. Doerr.....	*490, 1943
3. Pratt.....	484, 1922
4. Doerr.....	*483, 1946
5. Doerr.....	480, 1940
6. Barrett.....	479, 1985
7. Reed.....	472, 1992
8. Regan.....	467, 1928
9. Doerr.....	*466, 1947
10. H. Ferris.....	461, 1902

THIRD BASE

1. Malzone.....	378, 1958
2. Malzone.....	370, 1957
3. Boggs.....	368, 1983
4. Malzone.....	357, 1959
5. Tabor.....	338, 1939
6. Boggs.....	335, 1985
7. Petrocelli.....	334, 1971
8. Pesky.....	*333, 1949
9. Boggs.....	330, 1984
10. J. Collins.....	328, 1901

SHORTSTOP

1. E. Scott.....	*380, 1921
2. He. Wagner.....	*373, 1908
3. He. Wagner.....	332, 1912
4. E. Scott.....	*330, 1920
5. Parent.....	327, 1904
6. E. Scott.....	324, 1914
7. Pesky.....	320, 1942
8. E. Scott.....	315, 1917
9. Parent.....	312, 1906
10. Cronin.....	306, 1939

CATCHER

1. Varitek.....	*972, 1999
2. Varitek.....	*937, 2007
3. Varitek.....	912, 2002
4. Saltalamacchia.....	908, 2013
5. Varitek.....	903, 2008
6. Tillman.....	897, 1964
7. Varitek.....	*880, 2004
8. Varitek.....	867, 2000
9. Gedman.....	*866, 1986
10. 2 players.....	864, 1901

OUTFIELD

1. DiMaggio.....	*503, 1948
2. T. Oliver.....	*477, 1930
3. Piersall.....	*455, 1956
4. Cramer.....	*443, 1936
5. DiMaggio.....	*439, 1942
6. T. Oliver.....	*433, 1931
7. Flagstead.....	429, 1925
8. Piersall.....	425, 1955
9. Speaker.....	*423, 1914
10. DiMaggio.....	420, 1949

PITCHER

1. Boyd.....	*42, 1985
2. J. Wood.....	*41, 1912
3. Clemens.....	*31, 1991
Monbouquette.....	*31, 1963
5. Wakefield.....	30, 2005
6. Buchholz.....	*29, 2012
Boddicker.....	29, 1990
8. Nipper.....	28, 1986
Nipper.....	28, 1984
Brewer.....	*28, 1956

* led AL

PITCHER

1. Mays.....	*122, 1918
2. Mays.....	*118, 1917
3. Mays.....	117, 1916
4. J. Wood.....	110, 1912
5. Tannehill.....	107, 1904
6. C. Young.....	105, 1901
7. J. Harris.....	103, 1906
C. Young.....	103, 1904
9. Ehmke.....	101, 1923
Ruth.....	101, 1917

* led AL

CATCHER

1. Criger.....	*156, 1903
2. Criger.....	*147, 1905
3. Carrigan.....	134, 1910
4. Schang.....	131, 1919
5. Carrigan.....	127, 1913
6. Criger.....	120, 1908
7. Criger.....	117, 1902
8. Criger.....	112, 1904
9. Carrigan.....	110, 1909
10. 2 players.....	109

OUTFIELD

1. Speaker.....	*35, 1912
Speaker.....	*35, 1909
3. Flagstead.....	*33, 1923
4. Speaker.....	*30, 1913
Hooper.....	*30, 1910
6. Speaker.....	29, 1914
Du. Lewis.....	*29, 1913
8. Du. Lewis.....	*28, 1910
9. Hooper.....	27, 1911
Du. Lewis.....	27, 1911

Single-Season Fielding Leaders, Continued

Double Plays

FIRST BASE

1. York.....	*154, 1946
2. Foxx.....	153, 1938
3. T. Perez.....	150, 1980
G. Scott.....	150, 1977
5. Lupien.....	*149, 1943
6. Goodman.....	148, 1949
7. Dropp.....	147, 1950
8. Buckner.....	140, 1985
9. Gernert.....	139, 1953
10. G. Scott.....	*130, 1966

SECOND BASE

1. Doerr.....	134, 1949
2. Doerr.....	*132, 1943
3. Doerr.....	130, 1950
4. Doerr.....	*129, 1946
5. Ch. Schilling.....	121, 1961
6. Doerr.....	119, 1948
7. Doerr.....	*118, 1947
Doerr.....	*118, 1940
Doerr.....	*118, 1938
10. Remy.....	*114, 1978

THIRD BASE

1. Pesky.....	*48, 1949
2. Malzone.....	*45, 1961
3. Boggs.....	40, 1983
Malzone.....	*40, 1959
5. Lowell.....	39, 2006
6. Petrocelli.....	*38, 1972
7. Boggs.....	*37, 1987
Petrocelli.....	37, 1971
9. Foy.....	*36, 1968
Malzone.....	*36, 1960
Malzone.....	36, 1958

SHORTSTOP

1. Burleson.....	*147, 1980
2. V. Stephens.....	*128, 1949
3. V. Stephens.....	115, 1950
4. Garciaparra.....	*113, 1997
V. Stephens.....	113, 1948
6. Lake.....	*112, 1945
7. Burleson.....	111, 1977
8. Cronin.....	110, 1938
9. Burleson.....	109, 1979
10. Bressoud.....	107, 1962

CATCHER

1. Ruel.....	*17, 1922
2. Pena.....	*15, 1991
Walters.....	15, 1920
Schang.....	*15, 1919
5. Hatteberg.....	*13, 1997
Pena.....	13, 1990
Gedman.....	13, 1985
Fisk.....	13, 1978
S. White.....	*13, 1957
S. White.....	13, 1956
Tebbetts.....	13, 1949

OUTFIELD

1. Speaker.....	*12, 1914
Speaker.....	*12, 1909
3. Leibold.....	*9, 1921
Speaker.....	*9, 1912
Du. Lewis.....	9, 1910
C. Stahl.....	*9, 1906
7. Bradley Jr.....	*8, 2014
Evans.....	*8, 1975
Taitt.....	*8, 1928
Flagstead.....	*8, 1923
S. Collins.....	8, 1921
Hooper.....	*8, 1918
Speaker.....	*8, 1915

PITCHER

1. Ferriss.....	*10, 1945
2. B. Stanley.....	*8, 1980
Ehmke.....	8, 1923
4. Brewer.....	7, 1958
Hughson.....	7, 1942
B. Weiland.....	7, 1932
Bush.....	*7, 1920
8. 18 players.....	6

* led AL



Dom DiMaggio's 503 putouts in 1948 set a single-season club mark for an outfielder.

Career Fielding Leaders

Games Played

FIRST BASE

1.	G. Scott.....	988
2.	Vaughn.....	928
3.	Todt.....	852
4.	Foxx.....	807
5.	Yastrzemski.....	765
6.	Youkilis.....	594
7.	Gernert.....	543
8.	McInnis.....	512
9.	Buckner.....	502
10.	2 players.....	448

SECOND BASE

1.	Doerr.....	1,852
2.	Pedroia.....	1,387
3.	H. Ferris.....	983
4.	Barrett.....	906
5.	Remy.....	685
6.	Griffin.....	603
7.	Regan.....	582
8.	Goodman.....	576
9.	Andrews.....	551
10.	Ch. Schilling.....	502

THIRD BASE

1.	Boggs.....	1,520
2.	Malzone.....	1,335
3.	Gardner.....	929
4.	Tabor.....	789
5.	J. Collins.....	735
6.	Petrocelli.....	727
7.	Hobson.....	568
8.	Lowell.....	528
9.	Pesky.....	457
10.	Foy.....	404

SHORTSTOP

1.	E. Scott.....	1,093
2.	Burleson.....	1,004
3.	Garcia-parra.....	956
4.	Parent.....	909
5.	Cronin.....	897
6.	He. Wagner.....	807
7.	Petrocelli.....	774
8.	Buddin.....	632
9.	Valentin.....	556
10.	Hoffman.....	552

CATCHER


1.	Varitek.....	1,488
2.	Fisk.....	990
3.	S. White.....	967
4.	Gedman.....	858
5.	Carrigan.....	649
6.	Criger.....	613
7.	Pena.....	539
8.	R. Ferrell.....	514
9.	Tillman.....	496
10.	Tebbetts.....	407

OUTFIELD

1.	T. Williams.....	2,151
2.	Evans.....	2,079
3.	Yastrzemski.....	2,076
4.	Hooper.....	1,637
5.	Rice.....	1,543
6.	DiMaggio.....	1,373
7.	Du. Lewis.....	1,165
8.	Greenwell.....	1,164
9.	Speaker.....	1,053
10.	Jensen.....	1,026

PITCHER

1.	B. Stanley.....	637
2.	Wakefield.....	590
3.	Papelbon.....	396
4.	Timlin.....	394
5.	Lowe.....	384
6.	Clemens.....	383
7.	Kinder.....	365
8.	C. Young.....	327
9.	Delock.....	322
10.	B. Lee.....	321



Bobby Doerr is the Red Sox' all-time leader in games played, putouts, assists, and double plays at 2nd base.

Career Fielding Leaders, Continued

Fielding Percentage

FIRST BASE

1. Youkilis.....	997
2. McInnis.....	996
3. Runnels.....	995
4. Yastrzemski.....	994
5. Todd.....	992
6. J. Foxx.....	991
7. Buckner.....	990
8. Gernert.....	989
9. G. Scott.....	989
10. Vaughn.....	988

SECOND BASE

1. Pedroia.....	991
2. M. Barrett.....	986
3. Ch. Schilling.....	985
4. Jo. Reed.....	984
5. Remy.....	982
6. Griffin.....	981
7. Doerr.....	980
8. M. Andrews.....	975
9. Goodman.....	972
10. Regan.....	962

THIRD BASE

1. Lowell.....	972
2. Petrocelli.....	970
3. Pesky.....	963
4. Boggs.....	959
5. Malzone.....	956
6. L. Gardner.....	940
7. Foy.....	938
8. J. Collins.....	932
9. Tabor.....	931
10. Hobson.....	926

SHORTSTOP

1. Bogaerts.....	980
2. Valentin.....	972
3. V. Stephens.....	971
4. Burleson.....	970
5. Petrocelli.....	970
6. Garciaparra.....	969
7. E. Scott.....	966
8. Hoffman.....	966
9. Bressoud.....	966
10. Pesky.....	965

CATCHER

1. T. Pena.....	994
2. Varitek.....	994
3. Tillman.....	988
4. R. Ferrell.....	987
5. S. White.....	985
6. Gedman.....	984
7. Fisk.....	983
8. Tebbetts.....	981
9. Criger.....	975
10. Carrigan.....	971

OUTFIELD

1. Ellsbury.....	995
2. Da. Lewis.....	992
3. Damon.....	991
4. Piersall.....	989
5. Geiger.....	988
6. J.D. Drew.....	988
7. Lynn.....	987
8. D. Evans.....	987
9. T. Oliver.....	986
10. Burks.....	986

PITCHER

1. Monbouquette.....	985
2. Dobson.....	980
3. F. Sullivan.....	979
4. D. Ferris.....	979
5. W. Nixon.....	977
6. Bush.....	974
7. Hughson.....	974
8. Lowe.....	972
9. Pennoch.....	971
10. 2 players tied.....	971

NOTE: Min. 200 total chances for pitchers;
min. 400 games for all other positions.

Putouts

FIRST BASE

1. Todd.....	8,676
2. G. Scott.....	8,560
3. Vaughn.....	7,842
4. J. Foxx.....	7,126
5. Yastrzemski.....	6,459
6. McInnis.....	5,437
7. LaChance.....	4,860
8. Gernert.....	4,823
9. J. Stahl.....	4,524
10. Youkilis.....	4,488

SECOND BASE

1. Doerr.....	4,928
2. H. Ferris.....	2,410
3. Pedroia.....	2,402
4. M. Barrett.....	1,820
5. Goodman.....	1,420
6. Griffin.....	1,378
7. Remy.....	1,370
8. Regan.....	1,344
9. M. Andrews.....	1,283
10. Ch. Schilling.....	1,119

THIRD BASE

1. Malzone.....	1,270
2. Boggs.....	1,165
3. L. Gardner.....	1,008
4. J. Collins.....	968
5. Tabor.....	853
6. Petrocelli.....	581
7. Pesky.....	520
8. Hobson.....	473
9. Lord.....	463
10. Werber.....	461

SHORTSTOP

1. E. Scott.....	2,310
2. He. Wagner.....	1,923
3. Parent.....	1,856
4. Burleson.....	1,826
5. Cronin.....	1,767
6. Garciaparra.....	1,467
7. Petrocelli.....	1,283
8. Buddin.....	1,151
9. Pesky.....	1,097
10. Bressoud.....	946

CATCHER

1. Varitek.....	10,166
2. Fisk.....	5,111
3. Gedman.....	4,675
4. S. White.....	4,458
5. Pena.....	3,212
6. Tillman.....	3,075
7. Carrigan.....	2,961
8. Criger.....	2,876
9. Saltalamacchia.....	2,339
10. R. Ferrell.....	2,200

OUTFIELD

1. D. Evans.....	4,255
2. T. Williams.....	4,159
3. Yastrzemski.....	3,941
4. DiMaggio.....	3,859
5. Rice.....	3,103
6. Hooper.....	2,757
7. Speaker.....	2,562
8. R. Smith.....	2,332
9. Piersall.....	2,239
10. Lynn.....	2,213

PITCHER

1. Clemens.....	214
2. Wakefield.....	213
3. Buchholz.....	132
4. Brewer.....	125
5. B. Stanley.....	122
6. J. Wood.....	121
7. Monbouquette.....	120
8. Boyd.....	110
9. Tiant.....	109
10. Eckersley.....	106

Career Fielding Leaders, Continued

Assists

FIRST BASE

1.	J. Foxx.....	614
2.	Todt.....	610
3.	G. Scott.....	590
4.	Vaughn.....	544
5.	Yastrzemski.....	512
6.	Buckner.....	501
7.	Youkilis.....	385
8.	Gernert.....	384
9.	McInnis.....	346
10.	Quintana.....	259

SECOND BASE

1.	Doerr.....	5,710
2.	Pedroia.....	3,782
3.	H. Ferris.....	3,063
4.	M. Barrett.....	2,627
5.	Remy.....	1,988
6.	Regan.....	1,924
7.	Goodman.....	1,635
8.	Jo. Reed.....	1,541
9.	Griffin.....	1,518
10.	M. Andrews.....	1,422

THIRD BASE

1.	Boggs.....	2,956
2.	Malzone.....	2,824
3.	L. Gardner.....	1,821
4.	Tabor.....	1,662
5.	J. Collins.....	1,573
6.	Petrocelli.....	1,453
7.	Hobson.....	1,042
8.	Pesky.....	978
9.	Lowell.....	975
10.	Werber.....	811

SHORTSTOP

1.	E. Scott.....	3,394
2.	Burleson.....	3,240
3.	Parent.....	2,979
4.	Garcia-parra.....	2,721
5.	Cronin.....	2,691
6.	He. Wagner.....	2,590
7.	Petrocelli.....	2,313
8.	Buddin.....	1,877
9.	Pesky.....	1,709
10.	Valentin.....	1,659

CATCHER

1.	Criger.....	877
2.	Carrigan.....	854
3.	Varitek.....	541
4.	S. White.....	482
5.	Fisk.....	480
6.	Gedman.....	381
7.	P. Thomas.....	328
8.	Cady.....	324
9.	R. Ferrell.....	292
10.	Walters.....	267

OUTFIELD

1.	Hooper.....	260
2.	Speaker.....	207
3.	Yastrzemski.....	195
4.	Du. Lewis.....	180
5.	D. Evans.....	151
6.	DiMaggio.....	147
7.	T. Williams.....	140
8.	Rice.....	137
9.	Flagstead.....	115
10.	Jensen.....	92

PITCHER

1.	C. Young.....	689
2.	Winter.....	466
3.	Mays.....	450
4.	Dinneen.....	405
5.	J. Wood.....	402
6.	B. Stanley.....	357
7.	Ja. Russell.....	347
	Ruth.....	347
9.	Brewer.....	343
10.	Parnell.....	327

Double Plays

FIRST BASE

1.	G. Scott.....	815
2.	Vaughn.....	785
3.	J. Foxx.....	707
4.	Todt.....	677
5.	Yastrzemski.....	610
6.	Gernert.....	540
7.	Youkilis.....	443
8.	Goodman.....	406
9.	Buckner.....	378
10.	McInnis.....	339

SECOND BASE

1.	Doerr.....	1,507
2.	Pedroia.....	877
3.	M. Barrett.....	578
4.	Remy.....	466
5.	Goodman.....	443
6.	Regan.....	387
7.	Griffin.....	362
8.	Jo. Reed.....	359
9.	H. Ferris.....	340
10.	Ch. Schilling.....	322

THIRD BASE

1.	Boggs.....	299
2.	Malzone.....	286
3.	Tabor.....	153
4.	Petrocelli.....	150
5.	Pesky.....	121
6.	L. Gardner.....	108
	Lowell.....	108
8.	J. Collins.....	88
9.	Hobson.....	85
10.	Foy.....	77

SHORTSTOP

1.	Burleson.....	698
2.	Cronin.....	565
3.	Garcia-parra.....	534
4.	E. Scott.....	440
5.	Buddin.....	438
6.	Petrocelli.....	433
7.	V. Stephens.....	396
8.	Valentin.....	388
9.	Pesky.....	362
10.	Hoffman.....	319

CATCHER

1.	S. White.....	79
2.	Varitek.....	72
3.	Carrigan.....	66
4.	Criger.....	62
5.	Fisk.....	61
6.	Gedman.....	51
7.	T. Pena.....	46
8.	Walters.....	36
9.	R. Ferrell.....	34
10.	Tebbetts.....	33

OUTFIELD

1.	Speaker.....	64
2.	Hooper.....	56
3.	D. Evans.....	40
4.	Du. Lewis.....	35
5.	DiMaggio.....	32
6.	T. Williams.....	30
	Yastrzemski.....	30
8.	Flagstead.....	28
9.	C. Stahl.....	20
10.	Rice.....	19

PITCHER

1.	B. Stanley.....	38
2.	F. Sullivan.....	30
3.	W. Nixon.....	27
	Parnell.....	27
5.	Wakefield.....	26
6.	Brewer.....	22
7.	Winter.....	20
8.	B. Lee.....	19
	Ruth.....	19
10.	3 players.....	18

Single-Game Fielding Records

First Base

Putouts, 9-inn. game

21	Bill Sweeney	6/24/1931
	Stuffy McInnis	7/19/1918

Putouts, extra-inn. game

31	Bob Unglaub (20 inn.)	7/4/1905(G2)
----	-----------------------	--------------

Assists, 9-inn. game

6	Bill Buckner	6/14/1986
	Stuffy McInnis	8/22/1918

Assists, extra-inn. game

5	Bill Buckner (12 inn.)	7/10/1986
	Bill Buckner (10 inn.)	5/10/1985

Chances accepted, 9-inn. game

++22	Stuffy McInnis	7/19/1918
------	----------------	-----------

Chances accepted, extra-inn. game

32	Bob Unglaub (20 inn.)	7/14/1905(G2)
----	-----------------------	---------------

Double plays, 9-inn. game

5	Many players, last Shaw	4/18/2016
---	-------------------------	-----------

Double plays, extra-inn. game

**6	Adrian Gonzalez (17 inn.)	5/6/2012
-----	---------------------------	----------

Second Base

Putouts, 9-inn. game

10	Max Bishop	4/30/1934
	Hobe Ferris	5/13/1901

Putouts, extra-inn. game

11	Hobe Ferris (15 inn.)	6/21/1902
----	-----------------------	-----------

Assists, 9-inn. game

11	Hobe Ferris	9/23/1905(G1)
----	-------------	---------------

Assists, extra-inn. game

12	Hobe Ferris (20 inn.)	7/4/1905(G2)
----	-----------------------	--------------

Chances accepted, 9-inn. game

16	Bobby Doerr	5/30/1946(G2)
	Hobe Ferris	5/13/1901

Chances accepted, extra-inn. game

19	Dustin Pedroia (17 inn.)	5/6/2012
----	--------------------------	----------

Double plays, 9-inn. game

5	Dustin Pedroia	4/18/2016
	Bobby Doerr	8/8/1946(G2)

Double plays, extra-inn. game

5	Dustin Pedroia (17 inn.)	5/6/2012
---	--------------------------	----------

Third Base

Putouts, 9-inn. game

6	Many players, last W. Boggs	5/2/1988
---	-----------------------------	----------

Putouts, extra-inn. game

6	Harry Lord (11 inn.)	7/20/1910
---	----------------------	-----------

Assists, 9-inn. game

10	Freddy Sanchez	6/14/2003
	Frank Malzone	9/24/1957
	Vern Stephens	5/23/1951

Assists, extra-inn. game

10	Eddie Foster (13 inn.)	5/5/1920
----	------------------------	----------

Chances accepted, 9-inn. game

12	Vern Stephens	5/23/1951
	Jimmy Collins	5/1/1902

Chances accepted, extra-inn. game

++14	Jimmy Collins (15 inn.)	6/21/1902
------	-------------------------	-----------

Double plays, 9-inn. game

++4	Wade Boggs	8/9/1985
-----	------------	----------

Double plays, extra-inn. game

3	Frank Malzone (15 inn.)	7/3/1958
	Johnny Tobin (13 inn.)	4/29/1945(G2)

Shortstop

Putouts, 9-inn. game

10	Vern Stephens	6/25/1950(G1)
	Heinie Wagner	7/27/1907

Putouts, extra-inn. game

8	Rabbit Warstler (15 inn.)	7/23/1932(G1)
	Buddy Myer (12 inn.)	6/10/1927
	Heinie Wagner (15 inn.)	7/3/1913

Assists, 9-inn. game

11	Rick Burleson	5/7/1977
	Eddie Bressoud	9/18/1962
	Topper Rigney	7/15/1926(G2)

Assists, extra-inn. game

13	Everett Scott (14 inn.)	9/13/1920
----	-------------------------	-----------

Chances accepted, 9-inn. game

15	Many players, last R. Burleson	7/7/1977
----	--------------------------------	----------

Chances accepted, extra-inn. game

18	Fred Parent (17 inn.)	7/9/1902
----	-----------------------	----------

Double plays, 9-inn. game

5	Many players, last R. Burleson	7/22/1980
---	--------------------------------	-----------

Double plays, extra-inn. game

5	Vern Stephens (11 inn.)	5/5/1948
---	-------------------------	----------

Outfield

Putouts, 9-inn. game

++12	Jacoby Ellsbury, CF	5/20/2009
------	---------------------	-----------

Putouts, extra-inn. game

11	Gary Geiger, CF (13 inn.)	7/4/1963(G1)
	Lu Clinton (15 inn.)	7/13/1962

Assists, 9-inn. game

3	Many players, last R. Smith, RF	9/23/1972
---	---------------------------------	-----------

Assists, extra-inn. game

3	Ted Williams, LF (11 inn.)	5/5/1948
---	----------------------------	----------

Chances accepted, 9-inn. game

**12	Jacoby Ellsbury, CF	5/20/2009
------	---------------------	-----------

Chances accepted, extra-inn. game

11	Gary Geiger, CF (13 inn.)	7/4/1963(G1)
----	---------------------------	--------------

Double plays, 9-inn. game

++3	Ira Flagstead, CF	4/19/1926(G2)
-----	-------------------	---------------

Double plays, extra-inn. game

2	Many players, last J. Damon (13 inn.)	4/8/2004
---	---------------------------------------	----------

Catchers

Putouts, 9-inn. game

++20	Rich Gedman	4/29/1986
------	-------------	-----------

Putouts, extra-inn. game

23	Christian Vazquez (10 inn.)	9/25/2016
----	-----------------------------	-----------

Assists, 9-inn. game

+8	Wally Schang	5/12/1920
----	--------------	-----------

Assists, extra-inn. game

6	Lou Criger (15 inn.)	6/21/1902
---	----------------------	-----------

Chances accepted, 9-inn. game

20	Bill Haselman	9/18/1996
	Rich Gedman	4/29/1986

Chances accepted, extra-inn. game

23	Christian Vazquez (10 inn.)	9/25/2016
----	-----------------------------	-----------

Double plays, 9-inn. game

3	George Bischoff	4/19/1926(G2)
---	-----------------	---------------

Double plays, extra-inn. game

2	Many players, last R. Gedman (14 inn.)	6/20/1982
---	--	-----------

+ML record (since 1900) ++tied for ML record *AL record **tied for AL record

Single-Game Fielding Records, Continued

Pitchers

Putouts, 9-inn. game

5	Al Nipper	9/18/1985
	Al Nipper	7/15/1984
	Bill Butland	8/30/1942(G2)
	Elmer Steele	9/14/1908

Putouts, extra-inn. game

4	Rob Woodward (12 inn.)	10/4/1985
	Jim Lonborg (10 inn.)	9/7/1969
	Tom Brewer (10 inn.)	9/13/1956

Assists, 9-inn. game

10	Carl Mays	8/26/1916
	Jesse Tannehill	4/27/1905

Assists, extra-inn. game

11	Jack Quinn (14 inn.)	4/29/1922
----	----------------------------	-----------

Chances accepted, 9-inn. game

11	Lloyd Brown	9/13/1933
	Jack Russell	5/17/1928
	Babe Ruth	5/4/1918

Chances accepted, extra-inn. game

12	Carl Mays (17 inn.)	7/14/1916
----	---------------------------	-----------

Double plays, 9-inn. game

3	Walt Masterson	6/25/1950(G2)
	Joe Heving	8/17/1938(G2)

Double plays, extra-inn. game

2	Many players, last J. Suppan (11 inn.) ...	5/29/1997
---	--	-----------

+ML record (since 1900) ++tied for ML record *AL record

**tied for AL record

Errorless Streaks

Consecutive Games

FIRST BASE

Season:	*135	K. Youkilis	4/2-9/30/2007
Career:	*238	K. Youkilis	7/5/2006-6/6/2008

SECOND BASE

Season:	73	B. Doerr	6/23-9/19/1948(G2)
Career:	98	D. Pedroia	7/30/2009-5/19/2010

SHORTSTOP

Season:	57	Al. Gonzalez	4/11-6/30/2006
Career:	57	Al. Gonzalez	4/11-6/30/2006

THIRD BASE

Season:	77	R. Petrocelli	6/8-8/29/1971
Career:	77	R. Petrocelli	6/8-8/29/1971

OUTFIELD

Season:	154	J. Ellsbury	4/1-9/28/2011
Career:	290	J. Ellsbury	7/29/2009-9/1/2012

CATCHER

Season:	90	T. Pena	4/10-8/20/1993
Career:	144	P. Daley	6/13/1956-9/10/1958

PITCHER (STARTER)

Season:	47	E. Morris	4/11-9/27/1928
Career:	96	B. Monbouquette	9/9/1962-7/4/1965

PITCHER (RELIEVER)

Season:	76	M. Timlin (15 TC)	4/4-10/2/2004
Career:	257	R. Garces (61 TC)	4/30/1996-7/20/2001

Consecutive Chances

FIRST BASE

Season:	*1,300	S. McInnis	5/31-10/2/1921
Career:	*2,002	K. Youkilis	7/4/2006-6/6/2008

SECOND BASE

Season:	414	B. Doerr	6/22-9/19/1948(G2)
Career:	436	D. Pedroia	7/29/2009-5/20/2010

SHORTSTOP

Season:	222	V. Stephens	6/4-7/28/1950
Career:	227	R. Petrocelli	8/20/1968-5/30/1969

THIRD BASE

Season:	232	R. Petrocelli	6/8-8/31/1971
Career:	232	R. Petrocelli	6/8-8/31/1971

OUTFIELD

Season:	394	J. Ellsbury	4/1-9/28/2011
Career:	707	J. Ellsbury	7/28/2009-9/3/12

CATCHER

Season:	626	J. Varitek	6/1-10/3/2004
Career:	1,053	J. Varitek	7/24/2009-9/14/2011

PITCHER (STARTER)

Season:	84	Ja. Russell	4/20-9/26/1929
Career:	160	B. Monbouquette	9/9/1962-7/4/1965

*AL Record

Miscellaneous Fielding

Pitchers Who Have Played Other Positions

YEAR	PITCHER	POSITIONS	YEAR	PITCHER	POSITIONS
2009	Javier Lopez	P-14, RF-1	1916	Sam Jones.....	P-12, OF-1
1980	Tom Burgmeier	P-62, LF-1	1913	Charles Hall	P-35, 3B-1
1942	Mike Ryba.....	P-18, C-3	1910	Charles Hall	P-35, OF-3
1940	Jim Bagby, Jr.	P-36, OF-1		Chris Mahoney.....	P-2, OF-1
1929	Red Ruffing	P-35, OF-2	1906	Ralph Glaze	P-13, 3B-1
1928	D. MacFayden	P-33, OF-1	1904	Jesse Tannehill	P-32, OF-5
1925	Joe Lucey	P-7, SS-3	1902	Tom Hughes.....	P-9, OF-3
1921	Joe Bush	P-37, OF-4	1901	Fred Mitchell.....	P-17, INF-3
1920	Joe Bush	P-35, OF-2		George Cuppy.....	P-13, OF-4
1919	Babe Ruth.....	P-17, OF-111, 1B-4		Charles Beville	P-2, 1B-1
1918	Babe Ruth	P-20, OF-59, 1B-13			
	Walt Kinney	P-5, OF-1			

Position Players Who Have Caught (Since 1972)

DATE	PLAYER	OPP.	DETAILS
9/8/1993	Steve Lyons	at CWS	PH; caught last of 8th, no chances; Sox lost 8-1
6/8/1989	Randy Kutchner	at NYY	PH; (hit 2-out, 2-R 2B in 9th to tie score 7-7); caught 9th, 10th, 11th (1 PO); Sox lost 8-7
7/17/1987	Mike Greenwell	vs. OAK	Was DH; Sox scored 3 R in last of 9th to tie 4-4; caught 10th (3 PO and 1 E); Sox lost 11-6

Position Players Who Have Pitched

PITCHER	DATE	OPP.	SEASON POSITIONS	PITCHING LINE
Ryan LaMarre	7/2/2016	vs. LAA	LF-2, RF-1	1.0 IP, 2 H, 0 R, 0 ER, 0 BB, 0 SO
Mike Carp	4/24/2014	vs. NYY	1B-20, OF-12, 3B-1	1.0 IP, 0 H, 1 R, 1 ER, 5 BB, 0 SO
Darnell McDonald	5/6/2012	vs. BAL	OF-31, DH-3	1.0 IP, 2 H, 3 R, 3 ER, 2 BB, 0 SO (L)
Darnell McDonald	8/26/2011	vs. OAK	OF-67, DH-8	1.0 IP, 1 H, 2 R, 2 ER, 2 BB, 0 SO
Bill Hall	5/28/2010	vs. KC	OF-65, 2B-51, SS-6, 3B-5	1.0 IP, 0 H, 0 R, 0 ER, 0 BB, 0 SO
Jonathan Van Every	5/8/2010	vs. NYY	OF-21	1.0 IP, 2 H, 2 R, 2 ER, 0 BB, 1 SO
Dusty Brown	9/30/2009	vs. TOR	C-6	1.0 IP, 2 H, 1 R, 1 ER, 0 BB, 1 SO
Nick Green	8/27/2009	vs. CWS	SS-81, 3B-9, 2B-7, OF-3	2.0 IP, 0 H, 0 R, 0 ER, 3 BB, 0 SO
Jonathan Van Every	4/30/2009	at TB	OF-6	0.2 IP, 1 H, 0 R, 0 ER, 1 BB, 0 SO
David McCarty	10/3/2004	at BAL		2.0 IP, 1 H, 0 R, 0 ER, 0 BB, 3 SO
David McCarty	6/12/2004	vs. LA		1.0 IP, 0 H, 0 R, 0 ER, 0 BB, 1 SO
David McCarty	4/9/2004	vs. TOR	1B-67, OF-17	0.2 IP, 1 H, 1 R, 1 ER, 1 BB, 0 SO
Mike Benjamin	6/21/1997	at DET	1B-4, 2B-5, 3B-19, SS-19	1.0 IP, 0 H, 0 R, 0 ER, 0 BB, 0 SO
Andy Tomberlin	5/20/1994	at MIN	OF-11, DH-1	2.0 IP, 1 H, 0 R, 0 ER, 1 BB, 1 SO
Steve Lyons	7/21/1991	vs. MIN	OF-47, INF-31	1.0 IP, 2 H, 0 R, 0 ER, 0 BB, 1 SO
Danny Heep	5/25/1990	at MIN	OF-14, 1B-5	1.0 IP, 4 H, 1 R, 1 ER, 0 BB, 0 SO
George Schmees	9/17/1952	at STL		2.0 IP, 4 H, 2 R, 2 ER, 0 BB, 0 SO
George Schmees	9/20/1952	at WAS	OF-38, 1B-2	4.0 IP, 5 H, 0 R, 0 ER, 2 BB, 2 SO
Eddie Lake	7/16/1944	at NYY	INF-45	2.0 IP, 2 H, 3 R, 1 ER, 1 BB, 0 SO, 2 HB
Eddie Lake	7/9/1944 (G1)	vs. CLE		3.0 IP, 5 H, 3 R, 3 ER, 2 BB, 3 SO
Eddie Lake	7/5/1944	vs. DET		6.0 IP, 6 H, 3 R, 3 ER, 2 BB, 1 SO
Eddie Lake	6/23/1944	vs. WAS		4.0 IP, 3 H, 1 R, 1 ER, 3 BB, 1 SO, 1 HB
Eddie Lake	6/2/1944	at DET		2.0 IP, 0 H, 0 R, 0 ER, 1 BB, 1 SO
Eddie Lake	5/17/1944 (G2)	vs. STL		2.1 IP, 4 H, 3 R, 1 ER, 2 BB, 1 SO
Ted Williams	8/24/1940 (G1)	vs. DET	OF-143	2.0 IP, 3 H, 1 R, 1 ER, 0 BB, 1 SO
Jimmie Foxx	8/6/1939	vs. DET	1B-123	1.0 IP, 0 H, 0 R, 0 ER, 0 BB, 1 SO
Doc Cramer	8/30/1938	vs. STL	OF-140	4.0 IP, 3 H, 2 R, 2 ER, 3 BB, 1SO
Robert Reeves	9/7/1931	vs. WAS	2B-29	7.1 IP, 6 H, 3 R, 3 ER, 1 BB, 0 SO
Jack Rothrock	9/24/1928	at DET	OF-53, INF-49	1.0 IP, 0 H, 0 R, 0 ER, 0 BB, 0 SO
Doug Taitt	7/25/1928	at CLE	OF-139	1.0 IP, 2 H, 3 R, 3 ER, 2 BB, 1 SO
Henry Eibel	7/7/1920 (G1)	at PHA	OF-5, 1B-1	4.2 IP, 5 H, 2 R, 2 ER, 1 BB, 1 SO
Henry Eibel	7/2/1920	vs. WAS		2.0 IP, 1 H, 0 R, 0 ER, 1 BB, 1 SO
Henry Eibel	6/22/1920	at CLE		3.1 IP, 4 H, 2 R, 2 ER, 1 BB, 3 SO
Tris Speaker	10/7/1914	vs. WAS	OF-156, 1B-1	1.0 IP, 2 H, 1 R, 1 ER, 0 BB, 0 SO
Duffy Lewis	10/3/1913 (G2)	at WAS	OF-142	1.0 IP, 3 H, 2 R, 2 ER, 0 BB, 1 SO
Harry Hooper	10/3/1913 (G2)	at WAS	OF-147	2.0 IP, 2 H, 0 R, 0 ER, 1 BB, 0 SO

Fielding
Records

Opening Day Starts

POS.	PLAYER	# OF LINEUPS	YEARS
RHP	Roger Clemens	8	1988-94, 96
LHP	Jon Lester	4	2011-14
	Mel Parnell	4	1950, 52-54
C	Jason Varitek	10	2000-09
1B	George Scott	7	1967-68, 70-71, 77-79
	Mo Vaughn	7	1992-98
2B	Bobby Doerr	13	1937-41, 43-44, 46-51
SS	Everett Scott	8	1914-21
3B	Wade Boggs	10	1983-92
LF	Carl Yastrzemski	15	1961-72, 74, 78-79
CF	Dom DiMaggio	9	1941-42, 46-52
RF	Dwight Evans	14	1973, 75-76, 78-87, 89
DH	David Ortiz	11	2004-12, 14, 16

NOTE: Carl Yastrzemski started a club-record 22 Opening Days (15 LF, 4 1B, 2 DH, 1 RF). Jack Rothrock had the most Opening Day positions played with 5 from 1928-32 (SS, 3B, LF, CF, RF). Billy Goodman (1B, 2B, LF, RF), Dwight Evans (1B, RF, CF, DH), and Carl Yastrzemski (1B, LF, RF, DH) started at 4 positions.

Triple Plays and Hidden Ball Plays

Recent Red Sox Triple Plays

DATE	OPP.	INN.	BATTER	BASES	DETAILS
8/16/2011	vs. TB (G2)	4	S. Rodriguez	12_	Grounder to 3B Lowrie, touches 3B, to 2B Pedroia, to 1B Gonzalez
7/8/1994	vs. SEA	6	M. Newfield	12_	Liner caught by SS Valentin, touches 2B, tags runner*
7/28/1979	at TEX	1	A. Oliver	1_3	Pop fly to 2B Brohamer, to 1B Watson, to 3B Hobson
7/23/1979	vs. CAL	8	W. Aikens	123	Liner caught by SS Burleson, touches 2B, to 1B Yastrzemski
5/10/1979	vs. CAL	7	J. Rudi	12_	Pop fly to 2B Remy, to SS Burleson, to 1B Scott
5/25/1972	vs. BAL	4	E. Hendricks	12_	Liner to 1B Josephson, touches 1B, to SS Aparicio who tags runner
7/15/1967	vs. BAL	1	P. Blair	12_	Liner to 3B Foy, to 2B Andrews, to 1B Scott
4/23/1966	vs. CLE	9	M. Alvis	1_3	Grounder to 2B Smith, to SS Petrocelli, to 1B Scott, to C Tillman
8/18/1965	at BAL	1	B. Robinson	12_	Grounder to 3B Malzone, to 2B Mantilla, to 1B Horton, to 3B Malzone
9/28/1963	vs. LAA	7	F. Torres	12_	Bunt to P Smith, to 3B Malzone, to SS Bressoud, to 2B Mantilla (1B)
6/23/1954	at BAL	1	S. Mele	123	Grounder to SS Bolling, to 2B Consolo, to 1B Agganis, to C White

* Unassisted triple play, the 2nd in club history, also 1B George Burns on 9/14/23 vs. Cleveland.

NOTE: The Red Sox have turned 30 triple plays in club history.

Recent Triple Plays by Opponents

DATE	OPP.	INN.	BATTER	BASES	DETAILS
8/6/2001	vs. TEX	4	S. Hatteberg	12_	Liner to SS Rodriguez, to 2B Velarde, touches 2B, tags runner
6/6/1996	vs. CWS	1	T. Naehring	12_	Grounder to 3B Ventura, touches 3B, to 2B Durham, to 1B Thomas
7/17/1990*	vs. MIN	8	J. Reed	12_	Grounder to 3B Gaetti, touches 3B, to 2B Newman, to 1B Hrbek
7/17/1990*	vs. MIN	4	T. Brunansky	123	Grounder to 3B Gaetti, touches 3B, to 2B Newman, to 1B Hrbek
7/4/1988	at KC	4	J. Rice	12_	Pop fly to CF Wilson, to 2B White, to 1B Brett
4/28/1971	vs. MIL	3	B. Conigliaro	1_3	Grounder to SS Auerbach, to 2B Kubiak, to 1B Hegan, to C Rodriguez
9/4/1966 (G2)	at KCA	1	T. Conigliaro	123	Grounder to SS Campaneris, to 2B Green, to 1B Talton, to C Roof
9/4/1965 (G2)	at NYY	2	B. Tillman	12_	Grounder to 3B Boyer, to 2B Richardson, to 1B Pepitone, to 3B Boyer
4/24/1954	at WAS	3	K. Olson	12_	Bunt pop to P McDermott, to SS Hoderlein, to 1B Sievers
8/29/1953	at CWS	9	K. Olson	12_	Liner to 1B Fain, tags 1B, to SS Carrasquel (2B)

* Red Sox became the first team in major league history to hit into 2 triple plays in the same game.

NOTE: The Red Sox have hit into 33 triple plays in club history.

Recent Red Sox Hidden Ball Plays

PLAYER, POS	DATE	OPP.	INN.	BASE	DETAILS/BASE RUNNER
Julio Lugo, SS	6/8/2007	at ARI	3	2B	Lugo/A. Callaspo
Steve Lyons, 2B	5/13/1991	vs. CWS	4	2B	Lyons/O. Guillen
Marty Barrett, 2B	9/5/1988	at BAL	4	2B	Flip to J. Reed/J. Traber
Marty Barrett, 2B	7/21/1985	vs. CAL	6	2B	Flip to G. Hoffman/D. DeCinces
Marty Barrett, 2B	7/7/1985	at CAL	2	2B	Barrett/B. Grich
Jackie Gutierrez, SS	8/17/1984	vs. MIN	7	2B	Gutierrez/T. Teufel

NOTE: There have been 18 documented hidden ball plays by Red Sox players. Marty Barrett (see above) and SS Johnny Pesky are the only known Sox to do so more than once. Pesky had 3 hidden ball plays vs. Bill Zuber (1942, WAS), Tommy Henrich (1942, NYY), and Buddy Lewis (1947, WAS). Thanks to Bill Deane of SABR for his research.

Notes



RED SOX IN THE POSTSEASON

Dustin Pedroia and David Ortiz celebrate during Game 7 of the 2007 ALCS. The Red Sox clinched the series with an 11-2 win over the Indians en route to their second World Series title in four years.

Red Sox in the Postseason

The Red Sox are 90-80-1 all-time in postseason play, having advanced to the postseason 22 times in 116 American League seasons (1901-2016), including 14 times in the last 31 years and 8 times in the last 14 years. Boston is 19-14 in 33 postseason series, having gone 6-5 in 11 trips to the AL Division Series (19-21 in Division Series play), 5-5 in 10 trips to the AL Championship Series (26-31 in Championship Series play) and 8-4 in 12 trips to the World Series (45-28-1 in World Series games), with 7-game losses in 1946, '67, '75, and '86. The Red Sox' 8 World Series titles are tied with the Giants for 4th all-time behind the Yankees (27), Cardinals (11), and A's (9).

The Boston Americans, who became the Red Sox in 1908, won the 1st World Series ever held (1903), 1 of only 4 best-of-9 Series to be played (again in 1919-21). By beating the Pittsburgh Pirates of the more established National League, they caused such an embarrassment that the NL refused to participate the following year when the Red Sox repeated as AL Champions.

The Sox have won 3 World Series titles (2004, 2007, 2013) following an 86-year Championship drought, tied with the Giants for the most since 2000.

Boston set a major league record with an 8-game winning streak to close out its run to the World Championship in 2004 (matched in 2005 by the Chicago White Sox, who won their final 8 games en route to the Championship). The Red Sox also had a 7-game winning streak starting from Game 5 of the 2007 ALCS through their World Series win in 2007.

The Red Sox are 49-34-1 in postseason home games, including a 42-32-1 postseason mark at Fenway Park. They also hosted home World Series games at the Huntington Avenue Grounds in 1903 and at Braves Field in 1915 and 1916. The Sox clinched World Series titles at home in 1903 at the Huntington Avenue Grounds, in 1912 during Fenway Park's 1st season, in 1916 playing at Braves Field, and in 1918 and 2013 at Fenway Park.

Red Sox in the Division Series

YEAR	OPPONENT	WINNER	GAMES	RED SOX LEADING HITTER
1995	Cleveland Indians	Indians	0-3	Luis Alicea .600 (6-for-10)
1998	Cleveland Indians	Indians	1-3	John Valentin .467 (7-for-15)
1999	Cleveland Indians	RED SOX	3-2	Mike Stanley .500 (10-for-20)
2003	Oakland Athletics	RED SOX	3-2	Johnny Damon .316 (6-for-19)
2004	Anaheim Angels	RED SOX	3-0	David Ortiz .545 (6-for-11)
2005	Chicago White Sox	White Sox	0-3	David Ortiz .333 (4-for-12)
2007	Los Angeles Angels	RED SOX	3-0	David Ortiz .714 (5-for-7)
2008	Los Angeles Angels	RED SOX	3-1	Jason Bay .412 (7-for-17)
2009	Los Angeles Angels	Angels	0-3	Jacoby Ellsbury .250 (3-for-12)
2013	Tampa Bay Rays	RED SOX	3-1	Jacoby Ellsbury .500 (9-for-18)
2016	Cleveland Indians	Indians	0-3	Brock Holt .400 (4-for-10)

Red Sox in the ALCS

YEAR	OPPONENT	WINNER	GAMES	RED SOX LEADING HITTER
1975	Oakland Athletics	RED SOX	3-0	Carl Yastrzemski .455 (5-for-11)
1986	California Angels	RED SOX	4-3	Spike Owen .429 (9-for-21)
1988	Oakland Athletics	Athletics	0-4	Wade Boggs .385 (5-for-13)
1990	Oakland Athletics	Athletics	0-4	Wade Boggs .438 (7-for-16)
1999	New York Yankees	Yankees	1-4	Jose Offerman .458 (11-for-24)
2003	New York Yankees	Yankees	3-4	Todd Walker .370 (10-for-27)
2004	New York Yankees	RED SOX	4-3	David Ortiz .387 (12-for-31)
2007	Cleveland Indians	RED SOX	4-3	Kevin Youkilis .500 (14-for-28)
2008	Tampa Bay Rays	Rays	3-4	Coco Crisp .450 (9-for-20)
2013	Detroit Tigers	RED SOX	4-2	Jacoby Ellsbury .318 (7-for-22)

Red Sox in the World Series

YEAR	OPPONENT	WINNER	GAMES	RED SOX LEADING HITTER
1903	Pittsburg Pirates	BOSTON (AL)	5-3	Chick Stahl .303 (10-for-33)
1904	NO SERIES HELD			
1912	New York Giants	RED SOX	4-3-1	Tris Speaker .300 (9-for-30)
1915	Philadelphia Phillies	RED SOX	4-1	Duffy Lewis .444 (8-for-18)
1916	Brooklyn Dodgers	RED SOX	4-1	Duffy Lewis .353 (6-for-17)
1918	Chicago Cubs	RED SOX	4-2	Wally Schang .444 (4-for-9)
1946	St. Louis Cardinals	Cardinals	3-4	Wally Moses .417 (5-for-12)
1967	St. Louis Cardinals	Cardinals	3-4	Carl Yastrzemski .400 (10-for-25)
1975	Cincinnati Reds	Reds	3-4	Carl Yastrzemski .310 (9-for-29)
1986	New York Mets	Mets	3-4	Marty Barrett .433 (13-for-30)
2004	St. Louis Cardinals	RED SOX	4-0	Bill Mueller .429 (6-for-14)
2007	Colorado Rockies	RED SOX	4-0	Jacoby Ellsbury .438 (7-for-16)
2013	St. Louis Cardinals	RED SOX	4-2	David Ortiz .688 (11-for-16)

*min. 10 PA on hitting leaders

Red Sox in the Postseason, Continued

2016 American League Division Series

(Indians 3, Red Sox 0)

Game 1

at CLEVELAND (Night) | Thursday, October 6

	R	H	E
Boston	1	0	1
Cleveland	0	1	3

PORCELLO (L), Pomeranz (5), Kelly (7), Uehara (8) and Leon Bauer, MILLER (5-W), Shaw (7), Allen (8-SV) and Perez
HR—Benintendi (1), Leon (1), Holt (1), Perez (1), Kipnis (1), Lindor (1)
T—3:33; A—37,762

Game 2

at CLEVELAND (Day) | Friday, October 7

	R	H	E
Boston	0	0	0
Cleveland	0	4	0

PRICE (L), Barnes (4), Ross (6), Ziegler (6), Kelly (7), Kimbrel (8) and Leon KLUBER (W), Otero (8), Shaw (9) and Perez
HR—Chisenhall (1)
T—3:19; A—37,842

Game 3

at BOSTON (Night) | Monday, October 10

	R	H	E
Cleveland	0	0	0
Boston	0	0	0

TOMLIN (W), Miller (6), Shaw (8), Allen (8-SV) and Perez
BUCHHOLZ (L), Pomeranz (5), Kelly (6), Uehara (8), Kimbrel (9) and Leon
HR—Crisp (1)
T—3:41; A—39,530

2016 ALDS Statistics

Batter	AVG	G	AB	R	H	2B	3B	HR	RBI	GW	SH	SF	HB	BB	SO	SB	CS	E
Benintendi	.333	3	9	1	3	1	0	1	2	0	0	0	0	0	1	0	0	0
Betts	.200	3	10	1	2	1	0	0	0	0	0	0	0	2	1	0	0	0
Bogaerts	.250	3	12	1	3	0	0	0	0	0	0	0	0	0	4	0	0	0
Bradley Jr.	.100	3	10	0	1	0	0	0	0	0	0	0	1	0	7	0	0	0
Hernandez	-	2	0	0	0	0	0	0	0	0	0	0	0	0	0	0	0	0
Hill	.000	1	1	0	0	0	0	0	0	0	0	0	0	0	1	0	0	0
Holt	.400	3	10	1	4	1	0	1	1	0	0	0	0	0	2	0	0	0
Leon	.100	3	10	1	1	0	0	1	1	0	0	0	0	1	5	0	0	0
Ortiz	.111	3	9	0	1	1	0	0	1	0	0	1	0	2	1	0	0	0
Pedroia	.167	3	12	2	2	1	0	0	0	0	0	0	0	2	5	0	0	1
Ramirez	.250	3	12	0	3	2	0	0	2	0	0	0	0	0	4	0	0	0
Shaw	.500	1	2	0	1	0	0	0	0	0	0	0	0	0	0	0	0	0
Young	.000	1	1	0	0	0	0	0	0	0	0	0	0	1	0	0	0	0
Red Sox	.214	3	98	7	21	7	0	3	7	0	0	1	1	8	31	0	0	1
Indians	.271	3	96	15	26	3	0	5	15	3	2	1	1	6	30	1	1	0
Pitcher	W	L	ERA	G	GS	CG	SHO	SV	IP	H	R	ER	HR	HB	BB	SO	WP	
Barnes	0	0	0.00	1	0	0	0	0	1.2	3	1	0	0	0	0	1	0	
Buchholz	0	1	4.50	1	1	0	0	0	4.0	6	2	2	0	0	1	4	0	
Kelly	0	0	0.00	3	0	0	0	0	3.2	0	0	0	0	0	0	3	0	
Kimbrel	0	0	0.00	2	0	0	0	0	1.1	0	0	0	0	0	0	3	0	
Pomeranz	0	0	4.91	2	0	0	0	0	3.2	4	2	2	1	0	2	7	0	
Porcello	0	1	10.38	1	1	0	0	0	4.1	6	5	5	3	1	0	6	0	
Price	0	1	13.50	1	1	0	0	0	3.1	6	5	5	1	0	2	3	0	
Ross Jr.	0	0	0.00	1	0	0	0	0	0.1	0	0	0	0	0	0	1	0	
Uehara	0	0	0.00	2	0	0	0	0	2.0	1	0	0	0	0	0	1	0	
Ziegler	0	0	0.00	1	0	0	0	0	0.2	0	0	0	0	0	1	1	0	
Red Sox	0	3	5.04	3	3	0	0	0	25.0	26	15	14	5	1	6	30	0	
Indians	3	0	2.33	3	3	0	1	2	27.0	21	7	7	3	1	8	31	0	

Red Sox in the
Postseason

Red Sox in the Postseason, Continued

2013 American League Division Series

(Red Sox 3, Rays 1)

Game 1

at BOSTON (Day) | Friday, October 4

	R	H	E
Tampa Bay	0	1	0
Boston	0	0	0

MOORE (L), W. Wright (5), Archer (5), Torres (7), J. Wright (8) and Lobaton
LESTER (W), Tazawa (8), Dempster (9) and Saltalamacchia
HR—Rodriguez (1), Zobrist (1)
T—3:33; A—38,177

Game 2

at BOSTON (Night) | Saturday, October 5

	R	H	E
Tampa Bay	0	1	0
Boston	2	0	2

PRICE (L), McGee (8) and Molina, Lobaton (6)
LACKEY (W), Breslow (6), Tazawa (8), Uehara (9-SV) and Ross
HR—Ortiz 2 (2)
T—3:14; A—38,705

Game 3

at TAMPA BAY (Night) | Monday, October 7

	R	H	E
Boston	1	0	0
Tampa Bay	0	0	0

Buchholz, Breslow (7), Tazawa (7), Morales (8), Workman (8), UEHARA (9-L)
and Saltalamacchia
Cobb, Torres (6), Peralta (7), McGee (8), RODNEY (9-W) and Molina, Lobaton (9)
HR—Longoria (1), Lobaton (1)
T—4:19; A—33,675

Game 4

at TAMPA BAY (Night) | Tuesday, October 8

	R	H	E
Boston	0	0	0
Tampa Bay	0	0	0

Peavy, BRESLOW (6-W), Tazawa (8), Uehara (8-SV) and Saltalamacchia, Ross (7)
Hellickson, J. Wright (2), Moore (3), Torres (5), McGEE (7-L), Peralta (7), Rodney (9),
Archer (9), W. Wright (9) and Lobaton, Molina (9)
HR—None
T—3:49; A—32,807

2013 ALDS Statistics

Batter	AVG	G	AB	R	H	2B	3B	HR	RBI	GW	SH	SF	HB	BB	SO	SB	CS	E
Berry	.000	1	0	0	0	0	0	0	0	0	0	0	0	0	0	1	0	0
Bogaerts	.000	2	0	3	0	0	0	0	0	0	0	0	0	2	0	0	0	0
Carp	.000	1	1	0	0	0	0	0	0	0	0	0	0	0	1	0	0	0
Drew	.133	4	15	1	2	0	1	0	2	1	0	0	0	0	2	0	0	0
Ellsbury	.500	4	18	7	9	2	0	0	2	0	0	0	0	1	2	4	0	0
Gomes	.222	4	9	3	2	1	0	0	2	0	0	0	0	2	1	0	0	0
Middlebrooks	.231	4	13	1	3	1	0	0	1	0	0	0	0	3	4	0	0	0
Napoli	.154	4	13	1	2	1	0	0	1	0	0	0	0	4	4	0	0	0
Nava	.200	2	5	0	1	0	0	0	0	0	0	0	0	2	2	0	1	0
Ortiz	.385	4	13	4	5	1	0	2	3	0	0	0	0	5	2	0	0	0
Pedroia	.235	4	17	2	4	1	0	0	5	1	0	2	0	0	3	0	0	0
Ross	.200	2	5	1	1	1	0	0	0	0	0	0	0	0	2	0	0	0
Saltalamacchia	.300	3	10	1	3	1	0	0	3	0	0	0	0	1	7	0	0	0
Victorino	.429	4	14	2	6	0	0	0	3	1	1	0	4	0	3	1	0	0
Red Sox	.286	4	133	26	38	9	1	2	22	3	1	2	4	20	33	6	1	0
Rays	.225	4	129	12	29	5	1	4	12	1	0	1	2	11	33	1	0	3
Pitcher	W	L	ERA	G	GS	CG	SHO	SV	IP	H	R	ER	HR	HB	BB	SO	WP	
Breslow	1	0	0.00	3	0	0	0	0	3.2	2	0	0	0	1	1	4	0	
Buchholz	0	0	4.50	1	1	0	0	0	6.0	7	3	3	1	0	3	5	0	
Dempster	0	0	0.00	1	0	0	0	0	1.0	1	0	0	0	0	0	2	0	
Lackey	1	0	6.75	1	1	0	0	0	5.1	7	4	4	0	1	3	6	0	
Lester	1	0	2.35	1	1	0	0	0	7.2	3	2	2	2	0	3	7	0	
Morales	0	0	27.00	1	0	0	0	0	0.1	1	1	1	0	0	1	0	0	
Peavy	0	0	1.59	1	1	0	0	0	5.2	5	1	1	0	0	0	3	0	
Tazawa	0	0	0.00	4	0	0	0	0	2.1	1	0	0	0	0	0	2	1	
Uehara	0	1	3.00	3	0	0	0	2	3.0	1	1	1	1	0	0	4	0	
Workman	0	0	0.00	1	0	0	0	0	0.2	1	0	0	0	0	0	0	0	
Red Sox	3	1	3.03	4	4	0	0	2	35.2	29	12	12	4	2	11	33	1	
Rays	1	3	6.35	4	4	0	0	0	34.0	38	26	24	2	4	20	33	4	

Red Sox in the Postseason, Continued

2013 American League Championship Series

(Red Sox 4, Tigers 2)

Game 1

at BOSTON (Night) | Saturday, October 12

	R	H	E
Detroit	0	0	0
Boston	0	0	0

SANCHEZ (W), Albuquerque (7), Veras (8), Smyly (8), Benoit (9-SV) and Avila
LESTER (L), Tazawa (7), Breslow (8), Uehara (9) and Ross, Saltalamacchia (8)

HR—None

T—3:56; A—38,210

Game 2

at BOSTON (Night) | Sunday, October 13

	R	H	E
Detroit	0	1	0
Boston	0	0	0

Scherzer, Veras (8), Smyly (8), Alburquerque (8), Benoit (8), PORCELLO (9-L)
and Avila

Buchholz, Workman (6), Dombroski (7), UEHARA (9-W) and Saltalamacchia

HR—Cabrera (1), Avila (1), Ortiz (1)

T—3:28; A—38,029

Game 3

at DETROIT (Day) | Tuesday, October 15

	R	H	E
Boston	0	0	0
Detroit	0	0	0

LACKEY (W), Breslow (7), Tazawa (8), Uehara (8-SV) and Saltalamacchia

VERLANDER (L), Veras (9), Coke (9), Alburquerque (9) and Avila

HR—Napoli (1)

T—3:20 (0:17 delay); A—42,327

Game 4

at DETROIT (Night) | Wednesday, October 16

	R	H	E
Boston	0	0	0
Detroit	0	0	0

PEAVY (L), Workman (4), Dempster (6), Morales (7), Dombroski (8)

and Saltalamacchia

FISTER (W), Coke (7), Alburquerque (7), Smyly (7), Benoit (9) and Avila

HR—None

T—3:27; A—42,765

Game 5

at DETROIT (Night) | Thursday, October 17

	R	H	E
Boston	0	3	1
Detroit	0	0	0

LESTER (W), Tazawa (6), Breslow (7), Uehara (8-SV) and Ross

SANCHEZ (L), Coke (7), Veras (7), Alburquerque (9) and Avila, Pena (5)

HR—Napoli (2)

T—3:47; A—42,669

Game 6

at BOSTON (Night) | Saturday, October 19

	R	H	E
Detroit	0	0	0
Boston	0	0	0

SCHERZER (L), Smyly (7), Veras (7), Coke (7), Alburquerque (8) and Avila

Buchholz, Morales (6), Workman (6), TAZAWA (7-W), Breslow (8), Uehara (9-SV)

and Saltalamacchia

HR—Victorino (1)

T—3:52; A—38,823

2013 ALCS Statistics

Batter	AVG	G	AB	R	H	2B	3B	HR	RBI	GW	SH	SF	HB	BB	SO	SB	CS	E
Berry	.000	1	0	0	0	0	0	0	0	0	0	0	0	0	0	1	0	0
Bogaerts	.500	4	6	4	3	3	0	0	0	0	0	0	0	3	1	0	0	0
Carp	.000	3	5	0	0	0	0	0	0	0	0	0	0	0	2	0	0	0
Drew	.050	6	20	0	1	0	0	0	0	0	0	0	0	1	10	0	0	1
Ellsbury	.318	6	22	3	7	1	1	0	3	0	0	0	0	4	6	2	1	0
Gomes	.188	5	16	3	3	1	0	0	0	0	0	0	0	0	7	0	0	0
Middlebrooks	.100	5	10	1	1	1	0	0	0	0	0	0	0	0	5	0	0	0
Napoli	.300	6	20	4	6	2	0	2	2	2	0	0	0	1	11	0	0	0
Nava	.333	2	6	0	2	0	0	0	0	0	0	0	0	1	3	0	0	0
Ortiz	.091	6	22	1	2	0	0	1	4	0	0	0	0	3	4	0	0	0
Pedroia	.273	6	22	1	6	1	0	0	1	0	0	0	0	4	6	1	0	0
Ross	.500	2	4	0	2	1	0	0	1	0	1	0	0	1	1	0	0	0
Saltalamacchia	.188	5	16	0	3	0	0	0	2	1	0	0	0	0	8	0	0	0
Victorino	.125	6	24	2	3	1	0	1	5	1	0	0	2	0	9	1	0	1
Red Sox	.202	6	193	19	39	11	1	4	18	4	1	0	2	18	73	5	1	3
Tigers	.254	6	197	18	50	9	0	2	17	2	2	0	4	18	42	2	0	4
Pitcher	W	L	ERA	G	GS	CG	SHO	SV	IP	H	R	ER	HR	HB	BB	SO	WP	
Breslow	0	0	0.00	4	0	0	0	0	3.1	1	0	0	0	0	0	4	2	0
Buchholz	0	0	5.91	2	2	0	0	0	10.2	12	7	7	2	1	2	10	1	
Dempster	0	0	0.00	1	0	0	0	0	1.0	1	0	0	0	0	0	0	0	
Dombroski	0	0	0.00	2	0	0	0	0	2.1	1	0	0	0	1	2	1	0	
Lackey	1	0	0.00	1	1	0	0	0	6.2	4	0	0	0	0	0	8	0	
Lester	1	1	2.31	2	2	0	0	0	11.2	13	3	3	0	2	4	7	0	
Morales	0	0	0.00	2	0	0	0	0	1.0	2	0	0	0	0	1	0	0	
Peavy	0	1	21.00	1	1	0	0	0	3.0	5	7	7	0	0	3	1	0	
Tazawa	1	0	3.38	4	0	0	0	0	2.2	4	1	1	0	0	0	1	0	
Uehara	1	0	0.00	5	0	0	0	0	3	6.0	4	0	0	0	0	9	0	
Workman	0	0	0.00	3	0	0	0	0	4.2	3	0	0	0	0	2	3	0	
Red Sox	4	2	3.06	6	6	0	1	3	53.0	50	18	2	4	18	42	1		
Tigers	2	4	2.77	6	6	0	1	1	52.0	39	19	16	4	2	18	73	6	

Red Sox in the Postseason

Red Sox in the Postseason, Continued

2013 World Series

(Red Sox 4, Cardinals 2)

Game 1

at BOSTON (Night) | Wednesday, October 23

	R	H	E
St. Louis	0	7	3
Boston	3	8	1

WAINWRIGHT (L), Axford (6), Choate (7), Maness (7), Siegrist (7), Martinez (8) and Molina

LESTER (W), Tazawa (8), Dempster (9) and Ross

HR—Ortiz (1), Holliday (1)

T—3:17; A—38,345

Game 2

at BOSTON (Night) | Thursday, October 24

	R	H	E
St. Louis	0	7	1
Boston	0	4	2

WACHA (W), Martinez (7), Rosenthal (9-SV) and Molina

LACKEY (L), Breslow (7), Tazawa (7), Workman (8), Uehara (9) and Saltalamacchia

HR—Ortiz (2)

T—3:05; A—38,436

Game 3

at ST. LOUIS (Night) | Saturday, October 26

	R	H	E
Boston	0	6	2
St. Louis	2	12	0

Peavy, Doubront (5), Breslow (7), Tazawa (7), WORKMAN (8-L), Uehara (9)

and Saltalamacchia

Kelly, Choate (6), Maness (6), Siegrist (7), Martinez (8), ROSENTHAL (8-W) and Molina

HR—None

T—3:54; A—47,432

Game 4

at ST. LOUIS (Night) | Sunday, October 27

	R	H	E
Boston	0	4	6
St. Louis	0	2	0

Buchholz, DOUBRONT (5-W), Breslow (7), Tazawa (7), Lackey (8), Uehara (9-SV) and Ross

LYNN (L), Maness (6), Choate (7), Siegrist (8), Axford (8) and Molina

HR—Gomes (1)

T—3:34; A—47,469

Game 5

at ST. LOUIS (Night) | Monday, October 28

	R	H	E
Boston	1	3	9
St. Louis	0	1	4

LESTER (W), Uehara (8-SV) and Ross

WAINWRIGHT (L), Martinez (8), Rosenthal (9) and Molina

HR—Holliday (2)

T—2:52; A—47,436

Game 6

at BOSTON (Night) | Wednesday, October 30

	R	H	E
St. Louis	0	1	9
Boston	0	6	1

WACHA (L), Lynn (4), Maness (4), Siegrist (5), Martinez (6), Choate (8), Rosenthal

(8) and Molina

LACKEY (W), Tazawa (7), Workman (8), Uehara (9) and Ross

HR—Drew (1)

T—3:15; A—38,447

2013 World Series Statistics

Batter	AVG	G	AB	R	H	2B	3B	HR	RBI	GW	SH	SF	HB	BB	SO	SB	CS	E
Berry	.000	1	0	0	0	0	0	0	0	0	0	0	0	0	0	1	0	0
Bogaerts	.238	6	21	2	5	0	1	0	2	0	0	1	0	1	8	0	0	1
Carp	.000	2	2	0	0	0	0	0	1	0	0	0	0	0	0	0	0	0
Drew	.158	6	19	3	3	0	0	1	2	0	0	1	0	1	7	0	0	0
Ellsbury	.250	6	24	4	6	1	0	0	1	0	0	0	0	2	6	0	0	2
Gomes	.118	6	17	2	2	0	0	1	3	1	0	0	1	3	4	0	0	1
Middlebrooks	.000	1	2	0	0	0	0	0	0	0	0	0	0	0	1	0	0	1
Napoli	.154	5	13	0	2	1	0	0	4	1	0	0	0	1	6	0	0	0
Nava	.143	5	14	1	2	1	0	0	2	0	0	0	0	0	4	0	0	0
Ortiz	.688	6	16	7	11	2	0	2	6	0	0	1	0	8	1	0	0	0
Pedroia	.208	6	24	5	5	2	0	0	1	0	0	0	0	1	4	0	0	1
Ross	.188	4	16	1	3	1	0	0	1	1	0	0	0	0	8	0	0	0
Saltalamacchia	.000	2	6	0	0	0	0	0	0	0	0	0	0	2	4	0	0	1
Victorino	.154	4	13	2	2	1	0	0	4	1	0	0	1	2	2	0	0	0
Buchholz	.000	1	1	0	0	0	0	0	0	0	0	0	0	0	1	0	0	0
Doubront	.000	2	1	0	0	0	0	0	0	0	0	0	0	0	1	0	0	0
Lester	.000	2	3	0	0	0	0	0	0	0	0	0	0	0	1	0	0	0
Peavy	.000	1	1	0	0	0	0	0	0	0	0	0	0	0	0	0	0	0
Workman	.000	3	1	0	0	0	0	0	0	0	0	0	0	0	1	0	0	0
Red Sox	.211	6	194	27	41	9	1	4	27	4	0	3	2	21	59	1	0	8
Cardinals	.224	6	201	14	45	7	1	2	12	0	2	1	1	13	43	3	0	5

Pitcher	W	L	ERA	G	GS	CG	SHO	SV	IP	H	R	ER	HR	HB	BB	SO	WP
Breslow	0	0	54.00	3	0	0	0	0	0.1	3	3	2	0	1	2	0	0
Buchholz	0	0	0.00	1	1	0	0	0	4.0	3	1	0	0	0	3	2	1
Dempster	0	0	9.00	1	0	0	0	0	1.0	2	1	1	1	0	0	1	0
Doubront	1	0	1.93	2	0	0	0	0	4.2	2	1	1	0	0	1	3	0
Lackey	1	1	2.57	3	2	0	0	0	14.0	14	4	4	0	0	3	11	3
Lester	2	0	0.59	2	2	0	0	0	15.1	9	1	1	1	0	1	15	0
Peavy	0	0	4.50	1	1	0	0	0	4.0	6	2	2	0	0	1	4	0
Tazawa	0	0	0.00	5	0	0	0	0	2.1	1	0	0	0	0	1	3	0
Uehara	0	0	0.00	5	0	0	0	2	4.2	2	0	0	0	0	0	3	0
Workman	0	1	0.00	3	0	0	0	0	3.1	3	1	0	0	0	1	1	0
Red Sox	4	2	1.84	6	6	0	0	2	53.2	45	14	11	2	1	13	43	4
Cardinals	2	4	3.98	6	6	0	0	1	52.0	41	27	23	4	2	21	59	1

Red Sox in the Postseason, Continued

2009 American League Division Series

(Angels 3, Red Sox 0)

Game 1

at ANAHEIM (Night) | Thursday, October 8

	R	H	E
Boston	0	4	3
Los Angeles	5	7	1

LESTER (L), Ramirez (7), Saito (7), Bard (8) and Martinez

LACKEY (W), Oliver (8), and Napoli

HR—Hunter (1)

T—3:09; A—45,070

Game 2

at ANAHEIM (Night) | Friday, October 9

	R	H	E
Boston	0	4	0
Los Angeles	4	6	0

BECKETT (L), Wagner (7), Papelbon (8), and Martinez

WEAVER (W), Oliver (8), Jepsen (8), Fuentes (9-SV) and Napoli

HR—None

T—3:11; A—45,223

Game 3

at BOSTON (Day) | Sunday, October 11

	R	H	E
Los Angeles	0	2	3
Boston	6	7	1

Kazmir, Bulger (7), Jepsen (8), OLIVER (8-W), Fuentes (9-SV) and Napoli, Mathis (9)

Buchholz, Bard (6), Wagner (8), PAPELBON (8-L), Okajima (9) and Martinez

HR—Morales (1), Drew (1)

T—3:49; A—38,704

2009 ALDS Statistics

Batter	AVG	G	AB	R	H	2B	3B	HR	RBI	GW	SH	SF	HB	BB	SO	SB	CS	E
Anderson	—	1	0	0	0	0	0	0	0	0	0	0	0	0	0	0	0	0
Bay	.125	3	8	0	1	0	0	0	0	0	0	0	0	3	3	0	0	1
Drew	.222	3	9	1	2	0	0	1	2	0	0	0	0	1	1	0	0	0
Ellsbury	.250	3	12	2	3	0	1	0	0	0	0	0	0	0	2	0	0	0
Gathright	—	1	0	1	0	0	0	0	0	0	0	0	0	0	0	1	0	0
Gonzalez	.167	3	6	1	1	0	0	0	0	0	0	0	0	1	1	0	0	1
Kotchman	.000	3	1	0	0	0	0	0	0	0	0	0	0	0	0	0	0	0
Lowell	.200	3	10	1	2	0	0	0	1	0	0	0	0	1	0	0	0	1
Lowrie	.000	3	2	0	0	0	0	0	0	0	0	0	0	0	1	0	0	0
Martinez	.182	3	11	0	2	0	0	0	2	0	0	0	0	1	2	0	0	0
Ortiz	.083	3	12	0	1	0	0	0	0	0	0	0	0	0	4	0	0	0
Pedroia	.167	3	12	1	2	1	0	0	2	0	0	0	0	1	0	0	0	0
Varitek	—	0	0	0	0	0	0	0	0	0	0	0	0	0	0	0	0	0
Youkilis	.083	3	12	0	1	1	0	0	0	0	0	0	0	0	2	0	0	1
Red Sox	.158	3	95	7	15	2	1	1	7	0	0	0	0	8	16	1	0	4
Angels	.258	3	93	16	24	6	1	2	14	3	2	1	3	10	18	3	1	1

Pitcher	W	L	ERA	G	GS	CG	SHO	SV	IP	H	R	ER	HR	HB	BB	SO	WP
Bard	0	0	0.00	2	0	0	0	0	3.0	0	0	0	0	0	0	4	0
Beckett	0	1	5.40	1	1	0	0	0	6.2	5	4	4	0	1	1	3	0
Buchholz	0	0	3.60	1	1	0	0	0	5.0	6	2	2	1	1	1	3	0
Byrd	0	0	—	0	0	0	0	0	0.0	0	0	0	0	0	0	0	0
Lester	0	1	4.50	1	1	0	0	0	6.0	4	3	3	1	0	4	5	0
Matsuzaka	0	0	—	0	0	0	0	0	0.0	0	0	0	0	0	0	0	0
Okajima	0	0	0.00	1	0	0	0	0	0.1	0	0	0	0	0	0	0	0
Papelbon	0	1	13.50	2	0	0	0	0	2.0	4	3	3	0	0	2	1	0
Ramirez	0	0	—	1	0	0	0	0	0.0	1	2	2	0	1	1	0	0
Saito	0	0	0.00	1	0	0	0	0	1.0	2	0	0	0	0	0	0	0
Wagner	0	0	18.00	2	0	0	0	0	1.0	2	2	2	0	0	1	2	0
Red Sox	0	3	5.76	3	3	0	0	0	25.0	24	16	16	2	3	10	18	0
Angels	3	0	2.33	3	3	0	1	2	27.0	15	7	7	1	0	8	16	1

Red Sox in the
Postseason

Red Sox in the Postseason, Continued

2008 American League Division Series

(Red Sox 3, Angels 1)

Game 1

at ANAHEIM (Night) | Wednesday, October 1

	R	H	E
Boston	4	8	1
Los Angeles	1	9	1

LESTER (W), Masterson (8), Papelbon (9-SV) and Varitek
LACKEY (L), Oliver (7), Shields (8), Arredondo (9) and Napoli
HR—Bay (1)
T—3:14; A—44,996

Game 2

at ANAHEIM (Night) | Friday, October 3

	R	H	E
Boston	7	14	0
Los Angeles	5	11	2

Matsuzaka, Okajima (6), Masterson (7), PAPELBON (8-W) and Varitek
Santana, Arredondo (6), Shields (8), RODRIGUEZ (8-L) and Mathis, Napoli (6)
HR—Bay (2), Drew (1)
T—3:51; A—45,354

Game 3

at BOSTON (Night) | Sunday, October 5

	R	H	E
Los Angeles	5	16	0
Boston	4	7	0

Saunders, Arredondo (5), Oliver (7), Shields (7), Rodriguez (10), WEAVER (11-W) and Napoli
Beckett, Delcarmen (6), Okajima (7), Masterson (8), Papelbon (10), LOPEZ (12-L) and Varitek, Cash (10), Ross (12)
HR—Napoli 2 (2)
T—5:19; A—39,067

Game 4

at BOSTON (Night) | Monday, October 6

	R	H	E
Los Angeles	2	6	1
Boston	3	9	0

Lackey, SHIELDS (8-L) and Napoli
Lester, Okajima (8), Masterson (8), DELCARMEN (9-W) and Varitek
HR—None
T—2:50; A—38,785

2008 ALDS Statistics

Batter	AVG	G	AB	R	H	2B	3B	HR	RBI	GW	SH	SF	HB	BB	SO	SB	CS	E
Bay	.412	4	17	3	7	2	0	2	5	1	0	0	0	2	4	0	0	0
Casey	—	0	0	0	0	0	0	0	0	0	0	0	0	0	0	0	0	0
Cash	—	1	0	0	0	0	0	0	0	0	0	0	0	0	0	0	0	0
Cora	.250	2	4	1	1	1	0	0	0	0	0	0	0	1	1	0	0	0
Crisp	.250	2	4	2	1	0	0	0	0	0	0	0	0	1	0	1	0	0
Drew	.286	4	14	2	4	1	0	1	3	1	0	0	0	4	0	0	0	0
Ellsbury	.333	4	18	2	6	3	0	0	6	0	0	0	0	2	2	3	1	0
Kotsay	.300	3	10	1	3	0	0	0	0	0	0	0	0	0	1	0	0	0
Lowell	.000	2	8	0	0	0	0	0	0	0	0	0	0	1	3	0	0	0
Lowrie	.364	3	11	2	4	0	0	0	1	1	0	0	1	1	3	0	0	1
Ortiz	.235	4	17	1	4	1	0	0	1	0	0	0	0	3	4	0	0	0
Pedroia	.059	4	17	0	1	1	0	0	1	0	0	0	1	2	2	0	0	0
Ross	—	1	0	0	0	0	0	0	0	0	0	0	0	0	0	0	0	0
Varitek	.214	4	14	2	3	0	0	0	0	0	1	0	0	0	1	0	0	0
Velazquez	—	0	0	0	0	0	0	0	0	0	0	0	0	0	0	0	0	0
Youkilis	.222	4	18	2	4	1	0	0	1	0	0	0	0	2	3	0	0	0
Red Sox	.250	4	152	18	38	10	0	3	18	3	1	0	2	15	28	4	1	1
Angels	.273	4	154	13	42	3	1	2	13	1	2	1	1	15	34	2	1	4
Pitcher	W	L	ERA	G	GS	CG	SHO	SV	IP	H	R	ER	HR	HB	BB	SO	WP	
Beckett	0	0	7.20	1	1	0	0	0	5.0	9	4	4	2	0	4	6	0	
Byrd	0	0	—	0	0	0	0	0	0.0	0	0	0	0	0	0	0	0	
Delcarmen	1	0	0.00	2	0	0	0	0	2.1	1	0	0	0	0	1	0	1	
Lester	1	0	0.00	2	2	0	0	0	14.0	10	1	0	0	0	3	11	0	
Lopez	0	1	9.00	1	0	0	0	0	1.0	3	1	1	0	0	0	1	0	
Masterson	0	0	2.25	4	0	0	0	0	4.0	6	2	1	0	0	3	3	0	
Matsuzaka	0	0	5.40	1	1	0	0	0	5.0	8	3	3	0	0	3	5	0	
Okajima	0	0	6.75	3	0	0	0	0	2.2	3	2	2	0	0	1	0	0	
Papelbon	1	0	0.00	3	0	0	0	0	1.5	2	0	0	0	0	1	7	0	
Wakefield	0	0	—	0	0	0	0	0	0.0	0	0	0	0	0	0	0	0	
Red Sox	3	1	2.54	4	4	0	0	1	39.0	42	13	11	2	1	15	34	0	
Angels	1	3	4.19	4	4	0	0	0	38.2	38	18	18	3	2	15	28	0	

Red Sox in the Postseason, Continued

2008 American League Championship Series

(Rays 4, Red Sox 3)

Game 1

at TAMPA BAY (Night) | Friday, October 10

	R	H	E
Boston	2	7	0
Tampa Bay	0	4	0

MATSUZAKA (W), Okajima (8), Masterson (8), Papelbon (9-SV) and Varitek SHIELDS (L), Howell (8), Balfour (8), Price (9) and Navarro
HR—None
T—3:25; A—35,001

Game 2

at TAMPA BAY (Night) | Saturday, October 11

	R	H	E
Boston	8	12	0
Tampa Bay	9	12	0

Beckett, Lopez (5), Delcarmen (5), Okajima (7), Masterson (9), Papelbon (9), TIMLIN (11-L) and Varitek, Cash (9)
Kazmir, Balfour (5), Howell (5), Bradford (6), Miller (8), Wheeler (8), PRICE (11-W) and Navarro
HR—Longoria (1), Pedroia 2 (2), Upton (1), Floyd (1), Youkilis (1), Bay (1)
T—5:27; A—34,904

Game 3

at BOSTON (Day) | Monday, October 13

	R	H	E
Tampa Bay	9	13	0
Boston	1	7	0

GARZA (W), Howell (7), Jackson (9) and Navarro
LESTER (L), Byrd (6) and Varitek
HR—Upton (2), Longoria (2), Baldelli (1), Pena (1)
T—3:23; A—38,031

Game 4

at BOSTON (Night) | Tuesday, October 14

	R	H	E
Tampa Bay	3	0	0
Boston	0	0	0

SONNASTINE (W), Miller (8), Jackson (8) and Navarro
WAKEFIELD (L), Masterson (3), Delcarmen (6), Lopez (6), Timlin (8) and Cash
HR—Pena (2), Longoria (3), Aybar (1), Cash (1)
T—3:07; A—38,133

Game 5

at BOSTON (Night) | Thursday, October 16

	R	H	E
Tampa Bay	2	0	0
Boston	0	0	0

Kazmir, Balfour (7), Wheeler (7), HOWELL (9-L) and Navarro
Matsuzaka, Okajima (5), Delcarmen (7), Papelbon (7), MASTERSON (9-W) and Varitek, Cash (9)
HR—Upton (3), Pena (3), Longoria (4), Ortiz (1), Drew (1)
T—4:08; A—38,437

Game 6

at TAMPA BAY (Night) | Saturday, October 18

	R	H	E
Boston	0	1	0
Tampa Bay	1	0	0

BECKETT (W), Okajima (6), Masterson (8), Papelbon (9-SV) and Varitek SHIELDS (L), Howell (6), Balfour (7), Bradford (8), Miller (9) and Navarro
HR—Upton (4), Youkilis (2), Bartlett (1), Varitek (1)
T—3:48; A—40,947

Game 7

at TAMPA BAY (Night) | Sunday, October 19

	R	H	E
Boston	1	0	0
Tampa Bay	0	0	0

LESTER (L), Okajima (8) and Varitek
GARZA (W), Wheeler (8), Howell (8), Bradford (8), Price (8-SV) and Navarro
HR—Pedroia (3), Aybar (2)
T—3:31; A—40,473

2008 ALCS Statistics

Batter	AVG	G	AB	R	H	2B	3B	HR	RBI	GW	SH	SF	HB	BB	SO	SB	CS	E
Bay	.292	7	24	3	7	1	0	1	4	0	0	0	1	7	8	0	0	0
Casey	.000	2	2	0	0	0	0	0	0	0	0	0	0	2	0	0	0	0
Cash	.333	3	3	1	1	0	0	1	1	0	0	0	0	1	0	0	0	0
Cora	.143	2	7	0	1	0	0	0	0	0	0	0	0	1	0	0	0	0
Crisp	.450	5	20	2	9	2	0	0	1	0	0	0	0	4	3	0	0	0
Drew	.250	7	24	1	6	1	0	1	3	1	0	0	1	4	6	0	0	0
Ellsbury	.000	4	14	0	0	0	0	0	1	0	0	1	0	1	3	0	0	0
Kotsay	.233	7	30	1	7	3	0	0	0	0	0	0	0	4	4	0	0	0
Lowrie	.111	6	18	2	2	1	0	0	1	1	0	1	0	4	4	0	0	0
Ortiz	.154	7	26	3	4	1	1	1	4	0	0	0	0	6	9	0	0	0
Pedroia	.346	7	26	9	9	1	0	3	5	0	0	0	1	5	3	2	1	0
Ross	—	0	0	0	0	0	0	0	0	0	0	0	0	0	0	0	0	0
Varitek	.050	6	20	2	1	0	0	1	1	1	0	0	1	2	8	0	0	0
Youkilis	.333	7	30	4	10	3	0	2	6	0	0	0	0	2	4	0	0	0
Red Sox	.234	7	244	28	57	13	1	10	27	3	0	2	4	35	56	2	1	0
Rays	.252	7	242	43	61	10	2	16	43	4	0	1	2	25	57	10	1	6
Pitcher	W	L	ERA	G	GS	CG	SHO	SV	IP	H	R	ER	HR	HB	BB	SO	WP	
Beckett	1	0	9.64	2	2	0	0	0	9.1	13	10	5	1	2	8	0	0	0
Byrd	0	0	10.80	1	0	0	0	0	3.1	5	4	2	0	0	2	0	0	0
Delcarmen	0	0	31.50	3	0	0	0	0	2.0	3	7	7	0	0	5	2	0	0
Lester	0	2	4.97	2	2	0	0	0	12.2	14	8	7	3	0	2	15	0	0
Lopez	0	0	0.00	2	0	0	0	0	1.2	3	0	0	0	0	0	0	0	0
Masterson	1	0	1.59	5	0	0	0	0	5.2	4	1	1	0	1	2	6	0	0
Matsuzaka	1	0	4.09	2	2	0	0	0	11.0	9	5	5	3	0	6	11	1	1
Okajima	0	0	0.00	5	0	0	0	0	7.1	1	0	0	0	0	1	5	0	0
Papelbon	0	0	0.00	4	0	0	0	2	5.1	1	0	0	0	0	1	6	0	0
Timlin	0	1	10.13	2	0	0	0	0	2.2	2	3	3	0	0	4	0	0	0
Wakefield	0	1	16.88	1	1	0	0	0	2.2	6	5	5	3	0	2	2	0	0
Red Sox	3	4	5.94	7	7	0	1	2	63.2	61	43	42	16	2	25	57	1	1
Rays	4	3	3.62	7	7	0	0	1	64.2	57	28	26	10	4	35	56	2	2

Red Sox in the Postseason

Red Sox in the Postseason, Continued

2007 American League Division Series

(Red Sox 3, Angels 0)

Game 1

at BOSTON (Night) | Wednesday, October 3

	R	H	E
Los Angeles	0	4	0
Boston	1	9	0

LACKEY (L), Santana (7) and Napoli, Mathis (8)

BECKETT (W) and Varitek

HR—Youkilis (1), Ortiz (1)

T—2:27; A—37,597

Game 2

at BOSTON (Night) | Friday, October 5

	R	H	E
Los Angeles	3	7	0
Boston	2	6	1

Escobar, Shields (6), SPEIER (8-L), Rodriguez (9) and Mathis, Napoli (8)

Matsuzaka, Lopez (5), Delcarmen (6), Okajima (7), PAPELBON (8-W) and Varitek

HR—Ramirez (1)

T—4:05; A—37,706

Game 3

at ANAHEIM (Day) | Sunday, October 7

	R	H	E
Boston	0	7	0
Los Angeles	0	1	0

SCHILLING (W), Okajima (8), Gagne (9) and Varitek

WEAVER (L), Shields (6), Speier (8), Oliver (8), Moseley (9) and Napoli

HR—Ortiz (2), Ramirez (2)

T—3:29; A—45,262

2007 ALDS Statistics

Batter	AVG	G	AB	R	H	2B	3B	HR	RBI	GW	SH	SF	HB	BB	SO	SB	CS	E
Cash	.000	0	0	0	0	0	0	0	0	0	0	0	0	0	0	0	0	0
Cora	.000	0	0	0	0	0	0	0	0	0	0	0	0	0	0	0	0	0
Crisp	.200	3	10	0	2	0	0	0	2	0	0	0	0	1	3	1	0	0
Drew	.182	3	11	1	2	0	0	0	3	0	0	0	0	0	1	0	0	0
Ellsbury	.000	2	1	1	0	0	0	0	0	0	0	0	0	0	0	0	0	0
Hinske	.000	1	1	0	0	0	0	0	0	0	0	0	0	0	1	0	0	0
Kielty	.000	0	0	0	0	0	0	0	0	0	0	0	0	0	0	0	0	0
Lowell	.333	3	9	1	3	2	0	0	3	0	0	1	0	1	0	0	0	1
Lugo	.300	3	10	2	3	0	0	0	0	0	0	0	0	1	4	1	1	0
Mirabelli	.000	0	0	0	0	0	0	0	0	0	0	0	0	0	0	0	0	0
Ortiz	.714	3	7	5	5	0	0	2	3	1	0	0	0	6	1	0	0	0
Pedroia	.154	3	13	2	2	2	0	0	1	0	0	0	0	1	2	0	0	0
Ramirez	.375	3	8	3	3	0	0	2	4	1	0	0	0	5	2	0	0	0
Varitek	.182	3	11	1	2	1	0	0	1	0	0	0	0	0	4	0	0	0
Youkilis	.250	3	12	3	3	1	0	1	2	1	0	1	0	1	4	0	0	0
Red Sox	.269	3	93	19	25	6	0	5	19	3	0	2	0	16	22	2	1	1
Angels	.192	3	99	4	19	6	0	0	4	0	0	1	1	7	20	5	0	0
Pitcher	W	L	ERA	G	GS	CG	SHO	SV	IP	H	R	ER	HR	HB	BB	SO	WP	
Beckett	1	0	0.00	1	1	1	1	0	9.0	4	0	0	0	0	0	8	1	
Delcarmen	0	0	0.00	1	0	0	0	0	1.1	0	0	0	0	1	0	1	0	
Gagne	0	0	9.00	1	0	0	0	0	1.0	1	1	1	0	0	0	1	1	
Lester	0	0	—	0	0	0	0	0	0.0	0	0	0	0	0	0	0	0	
Lopez	0	0	0.00	1	0	0	0	0	0.1	0	0	0	0	0	0	0	0	
Matsuzaka	0	0	5.79	1	1	0	0	0	4.2	7	3	3	0	0	3	3	1	
Okajima	0	0	0.00	2	0	0	0	0	2.1	1	0	0	0	0	1	2	0	
Papelbon	1	0	0.00	1	0	0	0	0	1.1	0	0	0	0	0	2	1	0	
Schilling	1	0	0.00	1	1	0	0	0	7.0	6	0	0	0	0	1	4	0	
Timlin	0	0	—	0	0	0	0	0	0.0	0	0	0	0	0	0	0	0	
Red Sox	3	0	1.33	3	3	1	1	0	27.0	19	4	4	0	1	7	20	3	
Angels	0	3	6.66	3	3	0	0	0	25.2	25	19	19	5	0	16	22	1	

Red Sox in the Postseason, Continued

2007 American League Championship Series

(Red Sox 4, Indians 3)

Game 1

at BOSTON (Night) | Friday, October 12

	R	H	E
Cleveland	1	0	0
Boston	1	0	4

SABATHIA (L), Lewis (5), Fultz (6), Mastry (6), Borowski (8) and Martinez
BECKETT (W), Timlin (7), Lopez (8), Gagne (9) and Varitek
HR—Hafner (1)

T—3:35; A—36,986

Game 2

at BOSTON (Night) | Saturday, October 13

	R	H	E
Cleveland	1	0	0
Boston	0	0	3

Carmona, Perez (5), Lewis (5), Betancourt (7), MASTNY (10-W), Borowski (11) and Martinez
Schilling, Delcarmen (5), Okajima (6), Timlin (8), Papelbon (9), GAGNE (11-L),
Lopez, Lester and Varitek
HR—Peralta (1), Sizemore (1), Ramirez (1), Lowell (1), Gutierrez (1)
T—5:14; A—37,051

Game 3

at CLEVELAND (Night) | Monday, October 15

	R	H	E
Boston	0	0	0
Cleveland	0	2	0

MATSUZAKA (L), Timlin (5), Okajima (7), Delcarmen (8) and Varitek
WESTBROOK (W), Lewis (7), Betancourt (8), Borowski (9-SV) and Martinez
HR—Lofton (1), Varitek (1)
T—3:28; A—44,402

Game 4

at CLEVELAND (Night) | Tuesday, October 16

	R	H	E
Boston	0	0	0
Cleveland	0	0	0

WAKEFIELD (L), Delcarmen (5), Lester (6) and Mirabelli, Varitek (6)
BYRD (W), Lewis (6), Betancourt (8) and Shoppach
HR—Blake (1), Peralta (2), Youkilis (1), Ortiz (1), Ramirez (2)
T—3:12; A—44,008

Game 5

at CLEVELAND (Night) | Thursday, October 18

	R	H	E
Boston	1	0	1
Cleveland	1	0	0

BECKETT (W), Papelbon (9) and Varitek
SABATHIA (L), Betancourt (7), Perez (8), Mastry (8) and Martinez
HR—Youkilis (2)
T—3:46; A—44,588

Game 6

at BOSTON (Night) | Saturday, October 20

	R	H	E
Cleveland	0	1	0
Boston	4	0	6

CARMONA (L), Perez (3), Laffey (3), Borowski (8) and Martinez
SCHILLING (W), Lopez (8), Gagne (9) and Varitek
HR—Drew (1)
T—3:09; A—37,163

Game 7

at BOSTON (Night) | Sunday, October 21

	R	H	E
Cleveland	0	0	0
Boston	1	1	1

WESTBROOK (L), Betancourt (7), Lewis (8) and Martinez
MATSUZAKA (W), Okajima (6), Papelbon (8) and Varitek
HR—Pedroia (1), Youkilis (3)
T—3:33; A—37,165

2007 ALCS Statistics

Batter	AVG	G	AB	R	H	2B	3B	HR	RBI	GW	SH	SF	HB	BB	SO	SB	CS	E
Cash	—	0	0	0	0	0	0	0	0	0	0	0	0	0	0	0	0	0
Cora	—	2	0	0	0	0	0	0	0	0	0	0	0	0	0	0	0	0
Crisp	.143	7	21	2	3	1	0	0	0	0	0	0	0	0	6	1	0	0
Drew	.360	7	25	5	9	1	0	1	6	1	0	0	0	1	0	0	0	0
Ellsbury	.250	5	8	3	2	0	0	0	1	0	0	0	0	1	1	1	0	0
Hinske	—	1	0	1	0	0	0	0	0	0	0	0	0	0	0	0	0	0
Kielty	.400	2	5	1	2	0	0	0	2	0	0	0	0	1	2	0	0	0
Lowell	.333	7	27	3	9	2	0	1	8	0	0	2	1	2	3	0	0	0
Lugo	.200	7	25	3	5	2	0	0	2	0	1	0	0	1	5	0	0	1
Mirabelli	.000	1	2	0	0	0	0	0	0	0	0	0	0	0	1	0	0	0
Ortiz	.292	7	24	7	7	3	0	1	3	0	0	2	1	6	5	0	0	0
Pedroia	.345	7	29	8	10	3	0	1	5	0	1	0	0	3	5	0	0	0
Ramirez	.409	7	22	5	9	1	0	2	10	3	0	1	0	9	5	0	0	0
Varitek	.269	7	26	3	7	3	0	1	4	0	0	0	1	2	5	0	0	0
Youkilis	.500	7	28	10	14	1	1	3	7	0	0	0	0	5	3	0	0	1
Red Sox	.318	7	242	51	77	17	1	10	48	4	2	5	3	31	43	2	14	3
Indians	.254	7	244	32	62	12	1	8	30	3	0	3	2	16	63	3	0	4
Pitcher	W	L	ERA	G	GS	CG	SHO	SV	IP	H	R	ER	HR	HB	BB	SO	WP	
Beckett	2	0	1.93	2	2	0	0	0	14.0	9	3	3	1	1	1	18	1	
Delcarmen	0	0	16.20	3	0	0	0	0	1.2	4	3	3	1	0	2	3	0	
Gagne	0	1	7.71	3	0	0	0	0	2.1	3	2	2	0	0	2	4	0	
Lester	0	0	4.91	2	0	0	0	0	3.2	3	2	2	1	0	1	5	0	
Lopez	0	0	18.00	3	0	0	0	0	2.0	3	4	4	0	0	2	0	1	
Matsuzaka	1	1	5.59	2	2	0	0	0	9.2	12	6	6	1	0	2	9	2	
Okajima	0	0	0.00	3	0	0	0	0	5.0	4	0	0	0	0	2	3	0	
Papelbon	0	0	0.00	3	0	0	0	0	1.5	3	0	0	0	0	2	3	0	
Schilling	1	0	5.40	2	2	0	0	0	11.2	15	7	7	3	0	0	8	0	
Timlin	0	0	0.00	3	0	0	0	0	3.1	1	0	0	0	0	0	3	0	
Wakefield	0	1	9.64	1	1	0	0	0	4.2	5	5	5	1	1	2	7	0	
Red Sox	4	3	4.57	7	7	0	0	1	63.0	62	32	32	8	2	16	63	4	
Indians	3	4	6.82	7	7	0	0	1	62.0	77	51	47	10	3	31	43	1	

Red Sox in the
Postseason

Red Sox in the Postseason, Continued

2007 World Series

(Red Sox 4, Rockies 0)

Game 1

at BOSTON (Night) | Wednesday, October 24

	R	H	E
Colorado	0	1	0
Boston	3	1	0

FRANCIS (L), Morales (5), Speier (5), Herges (5), Affeldt (7), Hawkins (8)

and Torrealba

BECKETT (W), Timlin (8), Gagne (9) and Varitek

HR—Pedroia (1)

T—3:30; A—36,733

Game 2

at BOSTON (Night) | Thursday, October 25

	R	H	E
Colorado	1	0	0
Boston	0	0	0

JIMENEZ (L), Affeldt (5), Herges (5), Fuentes (6), Corpas (8) and Torrealba

SCHILLING (W), Okajima (6), Papelbon (8-SV) and Varitek

HR—None

T—3:39; A—36,730

Game 3

at COLORADO (Night) | Saturday, October 27

	R	H	E
Boston	0	0	6
Colorado	0	0	0

MATSUZAKA (W), Lopez (6), Timlin (6), Okajima (7), Delcarmen (8), Papelbon (8-SV)

and Varitek

FOGG (L), Morales (3), Affeldt (6), Herges (7), Fuentes (8), Hawkins (9) and Torrealba

HR—Holliday (1)

T—4:19; A—49,983

Game 4

at COLORADO (Night) | Sunday, October 28

	R	H	E
Boston	1	0	0
Colorado	0	0	0

LESTER (W), Delcarmen (6), Timlin (7), Okajima (8), Papelbon (8-SV) and Varitek

COOK (L), Affeldt (7), Fuentes (8), Corpas (8) and Torrealba

HR—Lowell (1), Kietly (1), Hawpe (1), Atkins (1)

T—3:35; A—50,041

2007 World Series Statistics

Batter	AVG	G	AB	R	H	2B	3B	HR	RBI	GW	SH	SF	HB	BB	SO	SB	CS	E
Cash	.000	0	0	0	0	0	0	0	0	0	0	0	0	0	0	0	0	0
Cora	.000	2	0	0	0	0	0	0	0	0	1	0	0	0	0	0	0	0
Crisp	.500	3	2	1	1	0	0	0	0	0	0	0	0	0	0	0	0	0
Drew	.333	4	15	1	5	2	0	0	2	0	0	0	1	1	3	0	0	1
Ellsbury	.438	4	16	4	7	4	0	0	3	0	0	0	0	2	2	1	0	0
Hinske	.000	1	1	0	0	0	0	0	0	0	0	0	0	0	1	0	0	0
Kietly	1.000	1	1	1	1	0	0	1	1	0	0	0	0	0	0	0	0	0
Lowell	.400	4	15	6	6	3	0	1	4	1	0	0	0	3	1	1	0	1
Lugo	.385	4	13	2	5	1	0	0	1	0	1	0	0	3	0	0	0	0
Mirabelli	.000	0	0	0	0	0	0	0	0	0	0	0	0	0	0	0	0	0
Ortiz	.333	4	15	4	5	3	0	0	4	2	0	0	0	2	3	0	0	0
Pedroia	.278	4	18	2	5	1	0	1	4	1	0	0	0	2	0	0	0	0
Ramirez	.250	4	16	3	4	1	0	0	2	0	0	0	0	2	2	0	0	0
Varitek	.333	4	15	2	5	1	0	0	5	0	0	2	0	1	5	0	0	0
Youkilis	.222	4	9	3	2	2	0	0	1	0	0	0	0	3	1	0	0	0
Lester	.000	1	2	0	0	0	0	0	0	0	0	0	0	0	1	0	0	0
Matsuzaka	.333	1	3	0	1	0	0	0	20	0	0	0	0	0	1	0	0	0
Red Sox	.333	4	141	29	47	18	0	3	29	4	2	2	1	19	20	2	0	2
Rockies	.218	4	133	10	29	6	1	3	10	0	1	0	2	10	36	1	0	0

Pitcher	W	L	ERA	G	GS	CG	SHO	SV	IP	H	R	ER	HR	HB	BB	SO	WP
Beckett	1	0	1.29	1	1	0	0	0	7.0	6	1	1	0	0	1	9	0
Delcarmen	0	0	6.75	2	0	0	0	0	1.1	3	1	1	1	0	1	1	0
Gagne	0	0	0.00	1	0	0	0	0	1.0	0	0	0	0	0	0	1	0
Lester	1	0	0.00	1	1	0	0	0	5.2	3	0	0	0	0	3	3	0
Lopez	0	0	—	1	0	0	0	0	0.0	2	0	0	0	0	0	0	0
Matsuzaka	1	0	3.38	1	1	0	0	0	5.1	3	2	2	0	1	3	5	0
Okajima	0	0	7.36	3	0	0	0	0	3.2	4	3	3	2	0	0	6	0
Papelbon	0	0	0.00	3	0	0	0	3	4.1	2	0	0	0	0	0	3	0
Schilling	1	0	1.69	1	1	0	0	0	5.1	4	1	1	0	1	2	4	0
Snyder	0	0	—	0	0	0	0	0	0.0	0	0	0	0	0	0	0	0
Timlin	0	0	7.71	3	0	0	0	0	2.1	2	2	2	0	0	0	4	0
Red Sox	4	0	2.50	4	4	0	0	3	36.0	29	10	10	3	2	10	36	0
Rockies	0	4	7.68	4	4	0	0	0	34.0	47	29	29	3	1	19	20	0

Red Sox in the Postseason, Continued

2005 American League Division Series

(White Sox 3, Red Sox 0)

Game 1

at CHICAGO (Day) | Tuesday, October 4

	R	H	E
Boston	2	9	0
Chicago	14	10	1

CLEMENT (L), Bradford (4), Gonzalez (5), Arroyo (8) and Varitek
CONTRERAS (W), Cotts (8), Polite (9) and Pierzynski
HR—Pierzynski 2 (2), Konerko (1), Uribe (1), Podsednik (1)
T—2:56; A—40,717

Game 2

at CHICAGO (Night) | Wednesday, October 5

	R	H	E
Boston	4	9	1
Chicago	5	9	0

WELLS (L), Papelbon (7) and Varitek
BUEHRLE (W), Jenks (8-SV) and Pierzynski
HR—Iguchi (1)
T—2:29; A—40,799

Game 3

at BOSTON (Day) | Friday, October 7

	R	H	E
Chicago	5	8	0
Boston	3	7	1

GARCIA (W), Marte (6), Hernandez (6), Jenks (9-SV), Foulke (8),
WAKEFIELD (L), Bradford (6), Myers (6), Papelbon (6), Timlin (9)
and Mirabelli, Varitek (7)
HR—Ortiz (1), Ramirez 2 (2), Konerko (2)
T—3:28; A—35,496

2005 ALDS Statistics

Batter	AVG	G	AB	R	H	2B	3B	HR	RBI	GW	SH	SF	HB	BB	SO	SB	CS	E
Damon	.231	3	13	2	3	1	0	0	0	0	0	0	0	1	4	0	0	0
Graffanino	.250	3	12	0	3	2	0	0	0	0	0	0	0	0	0	0	0	1
Millar	.333	2	3	0	1	1	0	0	0	0	0	0	0	0	1	0	0	0
Mirabelli	.000	1	2	0	0	0	0	0	0	0	0	0	0	0	0	0	0	0
Mueller	.000	3	11	0	0	0	0	0	0	0	0	0	0	1	2	0	0	0
Nixon	.273	3	11	1	3	0	0	0	1	0	0	0	0	1	1	0	0	0
Olerud	.286	3	7	0	2	1	0	0	0	0	0	0	0	2	0	0	0	0
Ortiz	.333	3	12	2	4	2	0	1	1	0	0	0	0	0	3	0	0	0
Ramirez	.300	3	10	2	3	0	0	2	4	0	0	0	0	2	0	0	0	0
Renteria	.231	3	13	1	3	2	0	0	0	0	0	0	0	1	1	0	0	0
Varitek	.300	3	10	1	3	0	0	0	1	0	0	0	0	0	2	0	0	0
Red Sox	.240	3	104	9	25	9	0	3	8	0	0	0	0	8	14	0	0	2
White Sox	.289	3	97	24	28	6	0	7	24	3	3	0	5	5	11	3	2	1

Pitcher	W	L	ERA	G	GS	CG	SHO	SV	IP	H	R	ER	HR	HB	BB	SO	WP
Arroyo	0	0	18.00	1	0	0	0	0	1.0	2	2	2	1	0	2	1	0
Bradford	0	0	0.00	2	0	0	0	0	1.1	1	0	0	0	0	0	1	0
Clement	0	1	21.60	1	1	0	0	0	3.1	7	8	8	3	2	0	0	0
Gonzalez	0	0	15.43	1	0	0	0	0	2.1	2	4	4	1	1	1	0	0
Myers	0	0	—	1	0	0	0	0	0.0	0	0	0	0	0	1	0	0
Papelbon	0	0	0.00	2	0	0	0	0	4.0	2	0	0	0	0	0	2	0
Timlin	0	0	9.00	1	0	0	0	0	1.0	1	1	1	0	0	0	1	0
Wakefield	0	1	6.75	1	1	0	0	0	5.1	6	4	4	1	2	1	1	0
Wells	0	1	2.70	1	1	0	0	0	6.2	7	5	2	1	0	0	2	0
Red Sox	0	3	7.56	3	3	0	0	0	25.0	28	24	21	7	5	5	11	0
White Sox	3	0	3.00	3	3	0	0	0	27.0	25	9	9	3	0	8	14	1

Red Sox in the Postseason, Continued

2004 American League Division Series

(Red Sox 3, Angels 0)

Game 1

at ANAHEIM (Day) | Tuesday, October 5

	R	H	E
Boston	9	11	1
Anaheim	3	9	1

SCHILLING (W), Embree (7), Timlin (8) and Varitek
WASHBURN (L), Shields (4), Gregg (6), Ortiz (8) and B. Molina
HR—Millar (1), Ramirez (1), Glaus (1)
T—3:04; A—44,608

Game 2

at ANAHEIM (Night) | Wednesday, October 6

	R	H	E
Boston	8	12	0
Anaheim	3	7	0

MARTINEZ (W), Timlin (8), Myers (8), Foulke (8-SV) and Varitek
Colon, RODRIGUEZ (7-L), Donnelly (9) and J. Molina, B. Molina (8)
HR—Varitek (1)
T—3:48; A—45,118

Game 3

at BOSTON (Day) | Friday, October 8

	R	H	E
Anaheim	6	8	2
Boston	8	12	0

Escobar, Shields (4), Donnelly (5), RODRIGUEZ (8-L), Washburn (10)
and B. Molina, J. Molina (7)
Arroyo, Myers (7), Timlin (7), Embree (7), Foulke (8), LOWE (10-W) and Varitek
HR—Glaus (2), Guerrero (1), Ortiz (1)
T—4:11; A—35,547

2004 ALDS Statistics

Batter	AVG	G	AB	R	H	2B	3B	HR	RBI	GW	SH	SF	HB	BB	SO	SB	CS	E
Bellhorn	.091	3	11	2	1	0	0	0	0	0	0	0	0	5	4	0	0	0
Cabrera	.154	3	13	1	2	1	0	0	3	0	0	0	0	2	2	0	0	0
Damon	.467	3	15	4	7	1	0	0	0	0	0	0	0	1	2	3	0	0
Kapler	.200	2	5	2	1	0	0	0	0	0	0	0	0	0	0	0	0	0
Mientkiewicz	.500	3	4	0	2	0	0	0	1	0	0	0	0	0	0	0	0	0
Millar	.300	3	10	2	3	0	0	1	4	0	0	0	0	1	1	0	0	0
Mirabelli	—	0	0	0	0	0	0	0	0	0	0	0	0	0	0	0	0	0
Mueller	.333	3	12	3	4	0	0	0	0	0	0	0	0	1	1	0	0	0
Nixon	.250	2	8	0	2	0	0	0	2	0	0	0	0	2	1	0	0	0
Ortiz	.545	3	11	4	6	2	0	1	4	1	0	0	0	5	2	0	0	0
Ramirez	.385	3	13	3	5	2	0	1	7	2	0	2	0	1	4	0	0	0
Reese	.000	3	0	1	0	0	0	0	0	0	0	0	0	0	0	0	0	0
Roberts	.000	1	0	0	0	0	0	0	0	0	0	0	0	0	0	0	0	0
Varitek	.167	3	12	3	2	0	0	1	2	0	0	0	1	2	5	0	0	0
Youkilis	.000	1	2	0	0	0	0	0	0	0	0	0	0	0	1	0	0	0
Red Sox	.302	3	116	25	35	6	0	4	23	3	0	2	1	20	23	3	0	1
Angels	.226	3	106	12	24	3	0	4	12	0	1	0	2	11	28	1	1	3
Pitcher	W	L	ERA	G	GS	CG	SHO	SV	IP	H	R	ER	HR	HB	BB	SO	WP	
Arroyo	0	0	3.00	1	1	0	0	0	6.0	3	2	2	1	1	2	7	0	
Embree	0	0	0.00	2	0	0	0	0	1.0	0	0	0	0	0	1	0	0	
Foulke	0	0	0.00	2	0	0	0	1	3.0	2	0	0	0	0	1	5	0	
Leskanic	0	0	—	0	0	0	0	0	0.0	0	0	0	0	0	0	0	0	
Lowe	1	0	0.00	1	0	0	0	0	1.0	1	0	0	0	0	1	0	0	
Martinez	1	0	3.86	1	1	0	0	0	7.0	6	3	3	0	1	2	6	0	
Myers	0	0	27.00	2	0	0	0	0	0.1	0	1	1	0	0	1	1	0	
Schilling	1	0	2.70	1	1	0	0	0	6.2	9	3	2	2	0	2	4	0	
Timlin	0	0	9.00	3	0	0	0	0	3.0	3	3	3	1	0	1	5	0	
Wakefield	0	0	—	0	0	0	0	0	0.0	0	0	0	0	0	0	0	0	
Red Sox	3	0	3.54	3	3	0	0	1	28.0	24	12	11	4	2	11	28	0	
Angels	0	3	5.86	3	3	0	0	0	27.2	35	25	18	4	1	20	23	4	

Red Sox in the Postseason, Continued

2004 American League Championship Series

(Red Sox 4, Yankees 3)

Game 1

at NEW YORK (Night) | Tuesday, October 12

	R	H	E
Boston	0	0	0
New York	2	0	4

SCHILLING (L), Leskanic (4), Mendoza (5), Wakefield (6), Embree (7), Timlin (8), Foulke (8) and Varitek
 MUSSINA (W), Sturtz (7), Gordon (8), Rivera (8-SV) and Posada
 HR—Lofton (1), Varitek (1)
 T—3:20; A—56,135

Game 2

at NEW YORK (Night) | Wednesday, October 13

	R	H	E
Boston	0	0	0
New York	1	0	0

MARTINEZ (L), Timlin (7), Embree (7), Foulke (8) and Varitek
 LIEBER (W), Gordon (8), Rivera (8-SV) and Posada
 HR—Olerud (1)
 T—3:15; A—56,136

Game 3

at BOSTON (Night) | Saturday, October 16

	R	H	E
New York	3	0	3
Boston	0	4	2

Brown, VAZQUEZ (3-W), Quantrill (7), Gordon (9) and Posada
 Arroyo, MENDOZA (3-L), Leskanic (4), Wakefield (4), Embree (7), Myers (8) and Varitek, Mirabelli (8)
 HR—Matsui 2 (2), Nixon (1), Rodriguez (1), Sheffield (1), Varitek (2)
 T—4:20; A—35,126

Game 4

at BOSTON (Night) | Sunday, October 17

	R	H	E
New York	0	0	2
Boston	0	0	0

Hernandez, Sturtz (6), Rivera (8), Gordon (10), QUANTRILL (12-L) and Posada
 Lowe, Timlin (6), Foulke (7), Embree (10), Myers (11), LESKANIC (11-W) and Varitek
 HR—Rodriguez (2), Ortiz (1)
 T—5:02; A—34,826

Game 5

at BOSTON (Night) | Monday, October 18

	R	H	E
New York	0	1	0
Boston	2	0	0

Mussina, Sturtz (7), Gordon (7), Rivera (8), Heredia (10), Quantrill (10), LOAIZA (11-L) and Posada
 Martinez, Timlin (7), Foulke (8), Arroyo (10), Myers (11), Embree (11), WAKEFIELD (12-W) and Varitek
 HR—Williams (1), Ortiz (2)
 T—5:49; A—35,120

Game 6

at NEW YORK (Night) | Tuesday, October 19

	R	H	E
Boston	0	0	0
New York	0	0	0

SCHILLING (W), Arroyo (8), Foulke (9-SV) and Varitek
 LIEBER (L), Heredia (8), Quantrill (8), Sturtz (9) and Posada
 HR—Bellhorn (1), Williams (2)
 T—3:50; A—56,128

Game 7

at NEW YORK (Night) | Wednesday, October 20

	R	H	E
Boston	2	4	0
New York	0	0	1

LOWE (W), Martinez (7), Timlin (8), Embree (9) and Varitek
 BROWN (L), Vazquez (2), Loaiza (4), Heredia (7), Gordon (8), Rivera (9) and Posada
 HR—Ortiz (3), Damon 2 (2), Bellhorn (2)
 T—3:31; A—56,129

2004 ALCS Statistics

Batter	AVG	G	AB	R	H	2B	3B	HR	RBI	GW	SH	SF	HB	BB	SO	SB	CS	E
Bellhorn	.192	7	26	3	5	2	0	2	4	1	0	0	0	5	11	0	0	0
Cabrera	.379	7	29	5	11	2	0	0	5	0	0	1	0	3	5	1	0	0
Damon	.171	7	35	5	6	0	0	2	7	1	0	0	0	2	8	2	1	0
Kapler	.333	2	3	0	1	0	0	0	0	0	0	0	0	0	0	0	0	0
Mientkiewicz	.500	4	4	0	2	1	0	0	0	0	1	0	0	0	1	0	0	0
Millar	.250	7	24	4	6	3	0	0	2	0	0	0	0	5	4	0	0	0
Mirabelli	.000	1	1	0	0	0	0	0	0	0	0	0	0	0	0	0	0	0
Mueller	.267	7	30	4	8	1	0	1	1	0	0	0	1	2	1	0	0	0
Nixon	.207	7	29	4	6	1	0	1	3	0	0	0	0	0	5	0	0	0
Ortiz	.387	7	31	6	12	0	1	3	11	2	0	0	0	4	7	0	1	0
Ramirez	.300	7	30	3	9	1	0	0	0	0	0	0	0	5	4	0	0	1
Reese	.000	3	1	0	0	0	0	0	0	0	0	0	0	0	1	0	0	0
Roberts	.000	2	0	2	0	0	0	0	0	0	0	0	0	0	0	1	0	0
Varitek	.321	7	28	5	9	1	0	2	7	0	0	1	0	2	6	0	0	0
Red Sox	.277	7	271	41	75	12	1	10	40	4	1	2	1	28	53	4	2	1
Yankees	.282	7	277	45	78	21	2	9	44	3	3	1	7	33	51	3	0	4

Red Sox in the Postseason

WHO SAID IT CAN'T BE DONE?

The 2004 Red Sox became the 1st team in baseball history and just the 3rd team in the history of Major League Baseball, the NBA, and the NHL, to overcome a 3-0 deficit to win a best-of-7 postseason series when they beat the Yankees in a 7-game ALCS...Both previous instances had come in hockey...Toronto rallied past Detroit in the 1942 Stanley Cup Finals, and the Islanders turned the trick against Pittsburgh in the 2nd round of the 1975 playoffs.

Red Sox in the Postseason, Continued

2004 ALCS Statistics, (Cont.)

Pitcher	W	L	ERA	G	GS	CG	SHO	SV	IP	H	R	ER	HR	HB	BB	SO	WP
Arroyo	0	0	15.75	3	1	0	0	0	4.0	8	7	7	2	0	2	3	0
Embree	0	0	3.86	6	0	0	0	0	4.2	9	2	2	0	0	1	2	0
Foulke	0	0	0.00	5	0	0	0	1	6.0	1	0	0	0	1	6	6	0
Leskanic	1	0	10.13	3	0	0	0	0	2.2	3	3	3	1	0	3	2	0
Lowe	1	0	3.18	2	2	0	0	0	11.1	7	4	4	1	1	1	6	0
Martinez	0	1	6.23	3	2	0	0	0	13.0	14	9	9	2	3	9	14	0
Mendoza	0	1	4.50	2	0	0	0	0	2.0	2	1	1	0	2	0	1	0
Myers	0	0	7.71	3	0	0	0	0	2.1	5	2	2	1	0	1	4	0
Sculling	1	1	6.30	2	2	0	0	0	10.0	10	7	7	1	0	2	5	0
Timlin	0	0	4.76	5	0	0	0	0	5.2	10	3	3	0	0	5	2	1
Wakefield	1	0	8.59	3	0	0	0	0	7.1	9	7	7	1	0	3	6	0
Red Sox	4	3	5.87	7	7	0	0	1	69.0	78	45	45	9	7	33	51	1
Yankees	3	4	5.17	7	7	0	0	2	69.2	75	41	40	10	1	28	53	3

RED SOX FACTS - WALKING AWAY A WINNER

The Red Sox have 12 walk-off wins overall in their postseason annals, including 8 in their last 8 appearances...Here's the complete list:

Game 8, 1912 World Series: Larry Gardner's sac fly with 1 out in the bottom of the 10th scored Steve Yerkes and capped a 2-run rally that gave the Red Sox a 3-2 win over the New York Giants and the World Series championship in their 1st season at Fenway Park...The Sox won the Series 4 games to 3 with 1 tie.

Game 3, 1915 World Series: Duffy Lewis delivered an RBI single with 1 out in the bottom of the 9th, bringing Harry Hooper home with the game-winner as the Red Sox edged the Phillies, 2-1, at Braves Field.

Game 2, 1916 World Series: Pinch-hitter Del Gainer singled home Mike McNally with 1 out in the bottom of the 14th to give the Red Sox a 2-1 win over Brooklyn at Braves Field.

Game 6, 1975 World Series: Carlton Fisk led off the bottom of the 12th with a homer off Cincinnati's Pat Darcy, giving Boston a 7-6 victory and forcing a decisive Game 7.

Game 3, 2003 ALDS: A loss from elimination, the Red Sox lived to fight another day after pinch-hitter Trot Nixon drilled a 2-run homer off Rich Harden with 1 out in the bottom of the 11th.

Game 3, 2004 ALDS: David Ortiz gave the Red Sox a 3-game sweep of the Angels with a 2-run homer into the Green Monster Seats with 2 outs in the bottom of the 10th, lifting the Sox into the ALCS with an 8-6 win.

Game 4, 2004 ALCS: Down 3 games to none, the Red Sox stayed alive when David Ortiz crushed a 2-run blast to right field off the Yankees' Paul Quantrill.

Game 5, 2004 ALCS: The Red Sox continued their quest toward the greatest comeback in baseball history when, for the 2nd night in a row, David Ortiz delivered the game-winning run in walk-off fashion...This time, facing Esteban Loaiza, Ortiz singled Johnny Damon home from 2nd with 2 outs in the bottom of the 14th for a 5-4 win.

Game 2, 2007 ALDS: Manny Ramirez belted a 3-run, walk-off homer over the Green Monster and into the Boston night off Francisco Rodriguez in the bottom of the 9th inning to give the Red Sox a 6-3 win over the Angels.

Game 4, 2008 ALDS: Jed Lowrie drove in Jason Bay with a 2-out, walk-off single in the bottom of the 9th inning, giving the Red Sox their 5th Division Series win in club history...It was the 23rd time in postseason history that a series was decided by a walk-off hit, the 4th time that a rookie had done so.

Game 5, 2008 ALCS: J.D. Drew drove in Kevin Youkilis from 2nd base with a 9th-inning, walk-off single to cap a 7-run comeback...It was the largest postseason comeback since Game 4 of the 1929 World Series, the 2nd largest in playoff history, and the largest ever for a team facing elimination.

Game 2, 2013 ALCS: After David Ortiz's 1st career postseason grand slam tied the game in the 8th, Jarrod Saltalamacchia drove in the game-winner with a walk-off single in the 9th, scoring Jonny Gomes for a 6-5 victory to tie the series with the Tigers 1-1. It was the 6th time in postseason history that a team came back to win after trailing by at least 4 runs in the 8th inning or later, 1st for the Red Sox, and the 2nd such postseason win to end in a walk-off.

Red Sox in the Postseason, Continued

2004 World Series

(Red Sox 4, Cardinals 0)

Game 1

at BOSTON (Night) | Saturday, October 23

	R	H	E
St. Louis	9	11	1
Boston	11	13	4

Williams, Haren (3), Calero (7), King (7), Eldred (7), TAVAREZ (8-L) and Matheny, Molina (8)

Wakefield, Arroyo (4), Timlin (7), Embree (8), FOULKE (8-B/V, W) and Mirabelli, Varitek (7)

HR—Ortiz (1), Bellhorn (1), Walker (1)

T—4:00; A—35,035

Game 2

at BOSTON (Night) | Sunday, October 24

	R	H	E
St. Louis	2	5	0
Boston	6	8	4

MORRIS (L), Eldred (5), King (6), Marquis (7), Reyes (8) and Matheny

SCHILLING (W), Embree (7), Timlin (8), Foulke (8) and Varitek

HR—None

T—3:20; A—35,001

Game 3

at ST. LOUIS (Night) | Tuesday, October 26

	R	H	E
Boston	4	9	0
St. Louis	1	4	0

MARTINEZ (W), Timlin (8), Foulke (9) and Varitek
SUPPAN (L), Reyes (5), Calero (6), King (7), Tavaréz (9)

and Matheny, Molina (9)
HR—Ramirez (1), Walker (2)

T—2:58; A—52,015

Game 4

at ST. LOUIS (Night) | Wednesday, October 27

	R	H	E
Boston	3	9	0
St. Louis	0	4	0

LOWE (W), Arroyo (8), Embree (8), Foulke (9-S/V) and Varitek

MARQUIS (L), Haren (7), Isringhausen (8) and Molina, Matheny (9)

HR—Damon (1)

T—3:14; A—52,037

2004 World Series Statistics

Batter	AVG	G	AB	R	H	2B	3B	HR	RBI	GW	SH	SF	HB	BB	SO	SB	CS	E
Bellhorn	.300	4	10	3	3	1	0	1	4	2	0	0	1	5	2	0	0	1
Cabrera	.235	4	17	3	4	1	0	0	3	0	0	0	1	3	1	0	0	0
Damon	.286	4	21	4	6	2	1	1	2	0	0	0	0	0	1	0	0	0
Kapler	.000	4	2	0	0	0	0	0	0	0	0	0	0	0	1	0	0	0
Lowe	.000	1	2	0	0	0	0	0	0	0	1	0	0	0	1	0	0	0
Martinez	.000	1	2	0	0	0	0	0	0	0	0	0	0	1	2	0	0	0
Mientkiewicz	.000	4	1	0	0	0	0	0	0	0	0	0	0	0	0	0	0	0
Millar	.125	4	8	2	1	1	0	0	0	0	0	0	1	2	2	0	0	1
Mirabelli	.333	1	3	1	1	0	0	0	0	0	0	0	0	0	1	0	0	0
Mueller	.429	4	14	3	6	2	0	0	2	0	0	0	0	4	0	0	0	3
Nixon	.357	4	14	1	5	3	0	0	3	1	0	0	0	1	1	0	0	0
Ortiz	.308	4	13	3	4	1	0	1	4	0	0	0	0	4	1	0	0	0
Ramirez	.412	4	17	2	7	0	0	1	4	1	0	0	0	3	3	0	0	2
Reese	.000	4	1	0	0	0	0	0	0	0	0	0	0	0	0	0	0	0
Roberts	—	0	0	0	0	0	0	0	0	0	0	0	0	0	0	0	0	0
Varitek	.154	4	13	2	2	0	1	0	2	0	0	0	1	1	4	0	0	0
Youkilis	—	0	0	0	0	0	0	0	0	0	0	0	0	0	0	0	0	0
Red Sox	.283	4	138	24	39	11	2	4	24	4	1	0	4	24	20	0	0	8
Cardinals	.190	4	126	12	24	8	0	2	8	0	2	3	1	12	32	1	0	1

Pitcher	W	L	ERA	G	GS	CG	SHO	SV	IP	H	R	ER	HR	HB	BB	SO	WP
Arroyo	0	0	6.75	2	0	0	0	0	2.2	4	2	2	0	0	1	4	0
Embree	0	0	0.00	3	0	0	0	0	1.2	1	1	0	0	0	0	4	0
Foulke	1	0	1.80	4	0	0	0	1	5.0	4	1	1	1	0	1	8	0
Leskanic	0	0	—	0	0	0	0	0	0.0	0	0	0	0	0	0	0	0
Lowe	1	0	0.00	1	1	0	0	0	7.0	3	0	0	0	0	1	4	1
Martinez	1	0	0.00	1	1	0	0	0	7.0	3	0	0	0	0	2	6	0
Myers	0	0	—	0	0	0	0	0	0.0	0	0	0	0	0	0	0	0
Schilling	1	0	0.00	1	1	0	0	0	6.0	4	1	0	0	0	1	4	0
Timlin	0	0	6.00	3	0	0	0	0	3.0	2	2	2	0	0	1	0	0
Wakefield	0	0	12.27	1	1	0	0	0	3.2	3	5	5	1	1	5	2	0
Red Sox	4	0	2.50	4	4	0	1	1	36.0	24	12	10	2	1	12	32	1
Cardinals	0	4	6.09	4	4	0	0	0	34.0	39	24	23	4	4	24	20	0

Red Sox in the
Postseason

Red Sox in the Postseason, Continued

2003 American League Division Series

(Red Sox 3, Athletics 2)

Game 1
at OAKLAND (Night) | Wednesday, October 1

	R	H	E
Boston	1	0	0
Oakland	0	0	0

Martinez, Timlin (8), Kim (9), Embree (9), Williamson (10), LOWE (11-L) and Varitek
Hudson, Rincon (7), Bradford (8), Foulke (9), HARDEN (12-W) and R. Hernandez
HR—Walker 2 (2), Varitek (1)
T—4:37; A—50,606

Game 2
at OAKLAND (Day) | Thursday, October 2

	R	H	E
Boston	0	0	1
Oakland	0	5	0

WAKEFIELD (L), Embree (7), Williamson (8) and Mirabelli
ZITO (W), Bradford (8), Foulke (9) and R. Hernandez
HR—None
T—2:37; A—36,305

Game 3
at BOSTON (Night) | Saturday, October 4

	R	H	E
Oakland	0	0	0
Boston	0	1	0

Lowe, Timlin (8), WILLIAMSON (11-W) and Varitek, Mirabelli (10)
Lilly, Bradford (8), Rincon (9), Mecer (10), HARDEN (11-L) and R. Hernandez
HR—Nixon (1)
T—3:42; A—35,460

Game 4
at BOSTON (Day) | Sunday, October 5

	R	H	E
Oakland	0	1	0
Boston	0	0	0

Hudson, Sparks (2), Rincon (6), FOULKE (8-L) and Melhuse
Burkett, Wakefield (6), WILLIAMSON (8-W) and Varitek
HR—Damon (1), Dye (1), Walker (3)
T—3:02; A—35,048

Game 5
at OAKLAND (Night) | Monday, October 6

	R	H	E
Boston	0	0	0
Oakland	0	0	0

MARTINEZ (W), Embree (8), Timlin (8), Williamson (9), Lowe (9-SV) and Varitek
ZITO (L), Lilly (7), Bradford (9), Rincon (9) and R. Hernandez
HR—Varitek (2), M. Ramirez (1)
T—3:05; A—49,397

2003 ALDS Statistics

Batter	AVG	G	AB	R	H	2B	3B	HR	RBI	GW	SH	SF	HB	BB	SO	SB	CS	E
Brown	.000	4	2	0	0	0	0	0	0	0	0	0	0	0	1	0	0	0
Damon	.316	5	19	2	6	2	0	1	3	0	0	0	1	2	1	2	0	0
Garciparra	.300	5	20	2	6	1	0	0	0	0	0	0	0	3	3	0	0	1
Jackson	.000	4	5	0	0	0	0	0	0	0	0	0	0	0	2	0	0	0
Kapler	.000	4	9	0	0	0	0	0	0	0	0	0	0	0	3	0	0	0
McCarty	—	1	0	0	0	0	0	0	0	0	0	0	0	0	0	0	0	0
Millar	.238	5	21	0	5	0	0	0	0	0	0	0	0	2	4	0	0	0
Mirabelli	.500	2	4	2	2	1	0	0	0	0	0	0	0	0	1	0	0	0
Mueller	.105	5	19	0	2	1	0	0	0	0	0	0	0	3	4	0	0	0
Nixon	.200	4	10	1	2	0	0	1	2	1	0	0	0	1	3	0	0	0
Ortiz	.095	5	21	0	2	1	0	0	2	1	0	0	0	2	7	0	0	0
Ramirez	.200	5	20	2	4	0	0	1	3	1	0	0	0	3	7	0	0	0
Varitek	.286	5	14	4	4	0	0	2	2	0	0	0	0	2	2	0	0	0
Walker	.313	5	16	4	5	0	0	3	4	0	0	0	1	0	1	0	0	2
Red Sox	.211	5	180	17	38	6	0	8	16	3	0	0	2	18	39	3	0	5
Athletics	.213	5	178	18	38	8	1	1	15	2	1	0	4	21	37	3	0	5

Pitcher	W	L	ERA	G	GS	CG	SHO	SV	IP	H	R	ER	HR	HB	BB	SO	WP
Burkett	0	0	6.75	1	1	0	0	0	5.1	9	4	4	1	0	2	1	0
Embree	0	0	0.00	3	0	0	0	0	2.0	1	0	0	0	0	0	0	0
Kim	0	0	13.50	1	0	0	0	0	0.2	0	1	1	0	1	1	1	0
Lowe	0	1	0.93	3	1	0	0	1	9.2	7	2	1	0	0	7	6	0
Martinez, P.	1	0	3.86	2	2	0	0	0	14.0	13	6	6	0	1	5	9	0
Timlin	0	0	0.00	3	0	0	0	0	4.1	0	0	0	0	0	0	5	0
Wakefield	0	1	3.52	2	1	0	0	0	7.2	6	5	3	0	2	3	7	0
Williamson	2	0	0.00	5	0	0	0	0	5.0	2	0	0	0	0	3	8	0
Red Sox	3	2	2.77	5	5	0	0	1	48.2	38	18	15	1	4	21	37	0
Athletics	2	3	2.98	5	5	0	0	0	48.1	38	17	16	8	2	18	39	1

Red Sox in the Postseason, Continued

2003 American League Championship Series

(Yankees 4, Red Sox 3)

Game 1

at NEW YORK (Night) | Wednesday, October 8

	R	H	E
Boston	0	0	0
New York	0	0	0

WAKEFIELD (W), Embree (7), Timlin (8), Williamson (9-SV) and Mirabelli
MUSSINA (L), Heredia (6), Nelson (7), White (7), Contreras (9) and Posada
HR—Ortiz (1), Walker (1), Ramirez (1)
T—3:20; A—56,281

Game 2

at NEW YORK (Night) | Thursday, October 9

	R	H	E
Boston	0	1	0
New York	0	2	1

LOWE (L), Sauerbeck (7), Arroyo (8) and Varitek
PETTITTE (W), Contreras (7), Rivera (9) and Posada
HR—N. Johnson (1), Varitek (1)
T—3:05; A—56,295

Game 3

at BOSTON (Day) | Saturday, October 11

	R	H	E
New York	0	1	1
Boston	2	0	0

CLEMENS (W), Heredia (7), Contreras (7), Rivera (8-SV) and Posada
P. MARTINEZ (L), Timlin (8), Embree (9) and Varitek
HR—Jeter (1)
T—3:14; A—34,209

Game 4

at BOSTON (Night) | Monday, October 13

	R	H	E
New York	0	0	0
Boston	0	0	0

MUSSINA (L), Heredia (7), Nelson (8) and Posada
WAKEFIELD (W), Timlin (8), Williamson (9-SV) and Mirabelli, Varitek (8)
HR—Walker (2), Nixon (1), Sierra (1)
T—2:49; A—34,599

Game 5

at BOSTON (Day) | Tuesday, October 14

	R	H	E
New York	0	3	0
Boston	0	0	0

WELLS (W), Rivera (8-SV) and Posada
LOWE (L), Embree (8), Arroyo (9) and Varitek
HR—Ramirez (2)
T—3:04; A—34,619

Game 6

at NEW YORK (Day) | Wednesday, October 15

	R	H	E
Boston	0	0	4
New York	1	0	0

Burkett, Arroyo (4), T. Jones (6), EMBREE (6-W), Timlin (8), Williamson (9-SV) and Varitek
Pettitte, CONTRERAS (6-L), Heredia (7), Nelson (8), White (9) and Posada
HR—Ja. Giambi (1), Varitek (2), Posada (1), Nixon (2)
T—4:09; A—56,277

Game 7

at NEW YORK (Night) | Thursday, October 16

	R	H	E
Boston	0	3	0
New York	0	0	0

P. Martinez, Embree (8), Timlin (8), WAKEFIELD (10-L) and Varitek, Mirabelli (9)
Clemens, Mussina (4), Heredia (7), Nelson (7), Wells (8), RIVERA (9-W) and Posada
HR—Nixon (3), Millar (1), Ja. Giambi 2 (3), Ortiz (2), A. Boone (1)
T—3:56; A—56,279

2003 ALCS Statistics

Batter	AVG	G	AB	R	H	2B	3B	HR	RBI	GW	SH	SF	HB	BB	SO	SB	CS	E
Damon	.200	5	20	1	4	1	0	0	1	1	0	0	0	3	3	1	0	0
Garcia	.241	7	29	2	7	0	1	0	1	0	0	0	0	2	8	0	0	1
Jackson	.333	5	3	0	1	0	0	0	1	0	0	0	0	0	1	0	1	1
Kapler	.125	3	8	0	1	0	0	0	0	0	0	0	0	0	3	0	1	0
McCarty	.000	1	1	0	0	0	0	0	0	0	0	0	0	0	1	0	0	0
Millar	.241	7	29	3	7	0	0	1	3	0	0	0	0	1	9	0	0	1
Mirabelli	.286	3	7	0	2	0	0	0	0	0	0	0	0	0	2	0	0	0
Mueller	.222	7	27	1	6	2	0	0	0	0	0	0	0	2	7	0	0	0
Nixon	.333	7	24	3	8	1	0	3	5	0	0	0	1	3	7	1	2	0
Ortiz	.269	7	26	4	7	1	0	2	6	0	0	0	1	3	8	0	0	0
Ramirez	.310	7	29	6	9	1	0	2	4	0	0	0	0	1	4	0	1	0
Varitek	.300	6	20	4	6	2	0	2	3	1	0	0	0	1	5	0	0	0
Walker	.370	7	27	5	10	1	1	2	2	1	0	0	1	1	2	0	0	0
Red Sox	.272	7	250	29	68	9	2	12	26	3	0	0	3	17	60	2	5	3
Yankees	.227	7	238	30	54	12	0	8	29	4	0	1	4	21	49	5	1	5

Pitcher	W	L	ERA	G	GS	CG	SHO	SV	IP	H	R	ER	HR	HB	BB	SO	WP
Arroyo	0	0	2.70	3	0	0	0	0	3.1	2	1	1	1	1	2	5	0
Burkett	0	0	7.36	1	1	0	0	0	3.2	7	5	3	1	0	0	1	0
Embree	1	0	0.00	5	0	0	0	0	4.2	3	0	0	0	0	0	1	0
Jones, T.	0	0	0.00	1	0	0	0	0	0.1	1	0	0	0	0	1	1	0
Lowe	0	2	6.43	2	2	0	0	0	14.0	14	10	10	3	1	7	5	0
Martinez, P.	0	1	5.65	2	2	0	0	0	14.1	16	9	9	1	1	2	14	0
Sauerbeck	0	0	0.00	1	0	0	0	0	0.1	1	0	0	0	0	1	0	0
Timlin	0	0	0.00	5	0	0	0	0	5.1	1	0	0	0	0	2	6	0
Wakefield	2	1	2.57	3	2	0	0	0	14.0	8	5	4	2	1	6	10	0
Williamson	0	0	3.00	3	0	0	0	3	3.0	1	1	1	1	0	0	6	0
Red Sox	3	4	4.00	7	7	0	0	3	63.0	54	31	28	8	4	21	49	0
Yankees	4	3	3.94	7	7	0	0	2	64.0	68	29	28	12	3	17	60	3

Red Sox in the Postseason

Red Sox in the Postseason, Continued

1999 American League Division Series

(Red Sox 3, Indians 2)

Game 1

at CLEVELAND (Night) | Wednesday, October 6

	R	H	E
Boston	2	5	1
Cleveland	3	6	1

P. Martinez, LOWE (5-L), Cormier (9), Garces (9) and Varitek
Colon, SHUEY (9-W) and S. Alomar
HR—Garciparra (1), Thome (1)
T—2:53; A—45,182

Game 2

at CLEVELAND (Day) | Thursday, October 7

	R	H	E
Boston	0	0	0
Cleveland	0	0	0

SABERHAGEN (L), Wasdin (3), Wakefield (5), Gordon (7), Beck (8) and Varitek
NAGY (W), Karsay (8), Jackson (9) and S. Alomar
HR—Baines (1), Thome (2)
T—2:47; A—45,184

Game 3

at BOSTON (Day) | Saturday, October 9

	R	H	E
Cleveland	3	9	1
Boston	9	11	2

Burba, WRIGHT (5-L), Rincon (7), DePaula (7), S. Reed (8) and S. Alomar
R. Martinez, LOWE (6-W), Beck (9) and Varitek
HR—Valentin (1), Daubach (1)
T—3:08; A—33,539

Game 4

at BOSTON (Night) | Sunday, October 10

	R	H	E
Cleveland	1	1	0
Boston	2	5	3

COLON (L), Karsay (2), S. Reed (4), DePaula (5), Assenmacher (7), Shuey (8)
and S. Alomar, Diaz (7)
Mercker, GARCES (2-W), Wakefield (5), Wasdin (5), Cormier (5), Gordon (9)
and Varitek, Hattberg (8)
HR—Valentin 2 (3), Offerman (1), Varitek (1), Cordero (1)
T—3:49; A—33,898

Game 5

at CLEVELAND (Night) | Monday, October 11

	R	H	E
Boston	2	0	5
Cleveland	3	2	3

Saberhagen, Lowe (2), P. MARTINEZ (4-W) and Varitek
Nagy, De Paula (4), SHUEY (7-L), Jackson (9) and S. Alomar
HR—O'Leary 2 (2), Thome 2 (4), Garciparra (2), Fryman (1)
T—3:12; A—45,114

1999 ALDS Statistics

Batter	AVG	G	AB	R	H	2B	3B	HR	RBI	GW	SH	SF	HB	BB	SO	SB	CS	E
Buford	.000	1	3	0	0	0	0	0	0	0	0	0	0	0	1	0	0	0
Daubach	.250	4	16	3	4	2	0	1	3	0	0	0	0	7	0	0	0	0
Garciparra	.417	4	12	6	5	2	0	2	4	0	0	0	1	3	3	0	0	0
Hattberg	1.000	1	1	1	1	0	0	0	0	0	0	0	0	1	0	0	0	0
Husky	.200	2	5	0	1	0	0	0	0	0	0	0	0	1	0	0	0	0
Lewis	.375	4	16	5	6	1	0	0	2	1	0	0	1	0	2	1	0	0
Merloni	.333	3	6	1	2	0	0	0	1	0	0	0	0	1	1	0	0	1
Nixon	.214	5	14	5	3	3	0	0	6	0	0	0	0	4	5	0	0	0
Offerman	.389	5	18	4	7	1	0	1	6	0	0	0	0	7	0	0	1	0
O'Leary	.200	5	20	4	4	0	0	2	7	1	0	0	0	2	3	0	0	0
Sadler	.500	2	2	1	1	1	0	0	0	0	0	0	0	0	1	0	0	0
Stanley	.500	5	20	4	10	2	1	0	2	0	0	0	0	2	3	0	0	0
Valentin	.318	5	22	6	7	2	0	3	12	1	0	1	0	0	4	0	0	2
Varitek	.238	5	21	7	5	3	0	1	3	0	0	0	1	0	4	0	0	0
Red Sox	.318	5	176	47	56	17	1	10	47	3	0	3	3	19	35	1	1	3
Indians	.233	5	163	32	38	7	1	7	31	2	1	4	2	28	43	5	0	3

Pitcher	W	L	ERA	G	GS	CG	SHO	SV	IP	H	R	ER	HR	HB	BB	SO	WP
Beck	0	0	0.00	2	2	0	0	0	2.0	2	0	0	0	0	0	2	0
Cormier	0	0	0.00	2	0	0	0	0	4.0	2	0	0	0	0	1	4	0
Garces	1	0	3.86	2	0	0	0	0	2.1	2	1	1	0	0	3	2	0
Gordon	0	0	4.50	2	0	0	0	0	2.0	1	1	1	1	1	1	3	0
Lowe	1	1	4.32	3	0	0	0	0	8.1	6	7	4	2	1	1	7	0
Martinez, P.	1	0	0.00	2	1	0	0	0	10.0	3	0	0	0	0	4	11	0
Martinez, R.	0	0	3.18	1	1	0	0	0	5.2	5	2	2	0	0	3	6	0
Mercker	0	0	10.80	1	1	0	0	0	1.2	3	2	2	0	0	3	1	0
Saberhagen	0	1	27.00	2	2	0	0	0	3.2	9	11	11	3	0	4	2	0
Wakefield	0	0	13.50	2	0	0	0	0	2.0	3	3	3	0	0	4	4	0
Wasdin	0	0	27.00	2	0	0	0	0	1.2	2	5	5	1	0	4	1	0
Red Sox	3	2	6.02	5	5	0	0	0	43.1	38	32	29	7	2	28	43	0
Indians	2	3	9.63	5	5	0	0	0	43.0	56	47	46	10	3	19	35	2

Red Sox in the Postseason, Continued

1999 American League Championship Series

(Yankees 4, Red Sox 1)

Game 1

at NEW YORK (Night) | Wednesday, October 13

	R	H	E
Boston	2	1	0
New York	0	2	0

Mercker, Garces (5), Lowe (7), Cormier (9), BECK (10-L) and Varitek
Hernandez, RIVERA (9-W) and Posada
HR—Brosius (1), Williams (1)
T—3:39; A—57,181

Game 2

at NEW YORK (Night) | Thursday, October 14

	R	H	E
Boston	0	0	0
New York	0	0	0

R. MARTINEZ (L), Gordon (7), Cormier (7) and Varitek
CONE (W), Stanton (8), Nelson (8), Watson (8), Mendoza (8), Rivera (9-SV)
and Girardi
HR—T. Martinez (1), Garciaparra (1)
T—3:46; A—57,180

Game 3

at BOSTON (Day) | Saturday, October 16

	R	H	E
New York	0	0	0
Boston	2	2	2

CLEMENS (L), Irapu (3), Stanton (7), Watson (8) and Girardi, Posada (4)
P. MARTINEZ (W), Gordon (8), Rapp (9) and Varitek, Hatteberg (9)
HR—Valentin (1), Daubach (1), Garciaparra (1), Brosius (2)
T—3:14; A—33,190

Game 4

at BOSTON (Night) | Sunday, October 17

	R	H	E
New York	0	1	0
Boston	0	1	1

PETTITTE (W), Rivera (8-SV) and Girardi
SABERHAGEN (L), Lowe (7), Cormier (8), Garces (8), Beck (9) and Varitek
HR—Strawberry (1), Ledee (1)
T—3:39; A—33,586

Game 5

at BOSTON (Night) | Monday, October 18

	R	H	E
New York	2	0	0
Boston	0	0	0

HERNANDEZ (W), Stanton (8), Nelson (8), Watson (8), Mendoza (8-SV) and Posada
MERCKER (L), Lowe (4), Cormier (7), Gordon (9) and Varitek
HR—Jeter (1), Varitek (1), Posada (1)
T—4:09; A—33,589

1999 ALCS Statistics

Batter	AVG	G	AB	R	H	2B	3B	HR	RBI	GW	SH	SF	HB	BB	SO	SB	CS	E
Buford	.400	4	5	1	2	0	0	0	0	0	0	0	0	0	2	1	0	0
Daubach	.176	5	17	2	3	1	0	1	3	0	0	0	0	1	4	0	0	0
Garciaparra	.400	5	20	2	8	2	0	2	5	0	0	0	0	2	2	1	0	4
Hatteberg	.000	3	1	1	1	0	0	0	0	0	0	0	0	0	1	0	0	0
Huskey	.200	4	5	1	1	1	0	0	0	0	0	0	0	1	1	0	0	0
Lewis	.118	5	17	2	2	1	0	0	1	0	0	0	0	1	3	1	1	1
Merloni	—	0	0	0	0	0	0	0	0	0	0	0	0	1	0	0	0	0
Nixon	.286	4	14	2	4	2	0	0	0	0	0	0	0	1	5	0	0	0
Offerman	.458	5	24	4	11	0	1	0	2	0	0	0	0	1	3	1	0	2
O'Leary	.350	5	20	2	7	3	0	0	1	0	0	0	0	2	5	0	0	0
Sadler	—	2	0	0	0	0	0	0	0	0	0	0	0	0	0	0	0	0
Stanley	.222	5	18	1	4	0	0	0	1	0	0	0	1	2	4	0	0	1
Valentin	.348	5	23	3	8	2	0	1	5	1	0	0	0	2	4	0	0	0
Varitek	.200	5	20	1	4	1	1	1	1	0	1	0	0	1	4	0	0	1
Red Sox	.293	5	184	21	54	13	2	5	19	1	1	0	1	15	38	4	1	10
Yankees	.239	5	176	23	42	4	1	8	21	3	2	0	1	18	44	3	1	5

Pitcher	W	L	ERA	G	GS	SHO	SV	IP	H	R	ER	HR	HB	BB	SO	WP
Beck	0	1	27.00	2	0	0	0	0.2	2	2	2	2	0	0	1	0
Cormier	0	0	0.00	4	0	0	0	3.2	3	0	0	0	0	3	4	0
Garces	0	0	12.00	2	0	0	0	3.0	3	5	4	0	0	1	2	0
Gordon	0	0	13.50	3	0	0	0	2.0	3	3	3	2	0	1	3	0
Lowe	0	0	1.42	3	0	0	0	6.1	6	3	1	0	0	2	7	0
Martinez, P.	1	0	0.00	1	1	0	0	7.0	2	0	0	0	0	2	12	0
Martinez, R.	0	0	4.05	1	1	0	0	6.2	6	3	3	1	0	3	5	0
Mercker	0	1	4.70	2	2	0	0	7.2	12	4	4	4	1	4	5	0
Rapp	0	0	0.00	1	0	0	0	1.0	0	0	0	0	0	1	0	0
Saberhagen	0	1	1.50	1	1	0	0	6.0	5	3	1	1	0	1	5	0
Red Sox	1	4	3.68	5	5	0	0	44.0	42	23	18	8	1	18	44	0
Yankees	4	1	3.80	5	5	0	0	45.0	54	21	19	5	1	15	38	0

Red Sox in the
Postseason

Red Sox in the Postseason, Continued

1998 American League Division Series

(Indians 3, Red Sox 1)

Game 1

at CLEVELAND (Day) | Tuesday, September 29

	R	H	E
Boston	3	12	0
Cleveland	0	7	0

P. MARTINEZ (W), Corsi (8) and Hattberg
WRIGHT (L), D. Jones (5), S. Reed (8), Poole (8), Shuey (8),
Assenmacher (9) and S. Alomar
HR—Vaughn 2 (2), Garciaparra (1), Lofton (1), Thome (1)
T—3:16; A—45,185

Game 2

at CLEVELAND (Day) | Wednesday, September 30

	R	H	E
Boston	2	10	0
Cleveland	1	9	1

WAKEFIELD (L), Wasdin (2), Lowe (4), Swindell (6), Gordon (8) and Varitek
Gooden, BURBA (1-W), Shuey (7), Assenmacher (8), M. Jackson (8-SV) and S. Alomar
HR—Justice (1)
T—3:25; A—45,229

Game 3

at BOSTON (Day) | Friday, October 2

	R	H	E
Cleveland	0	4	5
Boston	0	3	6

NAGY (W), M. Jackson (9-SV) and S. Alomar
SABERHAGEN (L), Corsi (8), Eckersley (9) and Hattberg
HR—Thome (2), Lofton (2), Ramirez 2 (2), Garciaparra (2)
T—2:27; A—33,114

Game 4

at BOSTON (Day) | Saturday, October 3

	R	H	E
Cleveland	0	2	5
Boston	0	1	6

Colon, Poole (6), S. REED (7-W), Assenmacher (8), Shuey (8),
Jackson (9-SV) and S. Alomar
Schourek, Lowe (6), GORDON (8-L) and Hattberg
HR—Garciaparra (3)
T—3:00; A—33,537

1998 ALDS Statistics

Batter	AVG	G	AB	R	H	2B	3B	HR	RBI	GW	SH	SF	HB	BB	SO	SB	CS	E
Benjamin	.091	4	11	1	1	0	0	0	0	0	1	0	0	1	3	0	0	0
Bragg	.083	3	12	0	1	0	0	0	0	0	0	0	0	0	5	0	0	0
Buford	.000	3	1	2	0	0	0	0	0	0	0	0	1	0	0	0	0	0
Cummings	.000	3	3	0	0	0	0	0	0	0	0	0	0	0	0	0	0	0
Garciaparra	.333	4	15	4	5	1	0	3	11	0	0	2	0	1	0	0	0	0
Hattberg	.111	3	9	0	1	0	0	0	0	0	0	0	0	3	1	0	0	0
Lewis	.357	4	14	4	5	2	0	0	0	0	0	0	1	1	3	1	0	0
Nixon	.333	2	3	0	1	0	0	0	0	0	0	0	0	1	0	0	0	0
O'Leary	.063	4	16	0	1	0	0	0	0	0	0	0	0	1	4	0	0	0
Sadler	.000	3	0	0	0	0	0	0	0	0	0	0	0	0	0	0	0	0
Stanley	.267	4	15	1	4	0	0	0	0	0	0	0	0	2	5	0	0	0
Valentin	.467	4	15	5	7	1	0	0	0	0	0	0	0	3	1	0	0	0
Varitek	.250	1	4	0	1	0	0	0	1	0	0	0	0	0	1	0	0	0
Vaughn	.412	4	17	3	7	2	0	2	7	1	0	0	0	1	5	0	0	0
Red Sox	.252	4	135	20	34	6	0	5	19	1	1	2	2	14	28	1	0	0
Indians	.206	4	126	18	26	12	0	7	17	3	0	1	3	15	26	3	1	1
Pitcher	W	L	ERA	G	GS	CG	SHO	SV	IP	H	R	ER	HR	HB	BB	SO	WP	
Corsi	0	0	0.00	2	0	0	0	0	3.0	1	0	0	0	0	1	2	0	0
Eckersley	0	0	9.00	1	0	0	0	0	1.0	1	1	1	1	0	0	1	0	0
Gordon	0	1	9.00	2	0	0	0	0	3.0	4	3	3	0	0	4	1	1	1
Lowe	0	0	2.08	2	0	0	0	0	4.1	3	1	1	0	1	1	2	0	0
Martinez	1	0	3.86	1	1	0	0	0	7.0	6	3	3	2	0	0	8	1	0
Saberhagen	0	1	3.86	1	1	0	0	0	7.0	4	3	3	3	0	1	7	0	0
Schourek	0	0	0.00	1	1	0	0	0	5.1	2	0	0	0	0	4	1	0	0
Swindell	0	0	0.00	1	0	0	0	0	1.1	0	0	0	0	0	1	1	0	0
Wakefield	0	1	33.75	1	1	0	0	0	1.1	3	5	5	0	1	2	1	0	0
Wasdin	0	0	10.80	1	0	0	0	0	1.2	2	2	2	1	1	1	2	0	0
Red Sox	1	3	4.62	4	4	0	0	0	35.0	26	18	18	7	3	15	26	2	0
Indians	3	1	5.00	4	4	0	0	3	36.0	34	20	20	5	2	14	28	0	0

Red Sox in the Postseason, Continued

1995 American League Division Series

(Indians 3, Red Sox 0)

Game 1

at CLEVELAND (Night) | Tuesday, October 3

	R	H	E
Boston	0	11	2
Cleveland	5	10	2

Clemens, Cormier (8), Belinda (8), Stanton (8), Aguilera (11), Maddux (11), SMITH (12-L) and Macfarlane, Haselman (9)
D. Martinez, Tavaraz (7), Assenmacher (8), Plunk (8), Mesa (10), Poole (11), HILL (12-W) and S. Alomar, Pena (11)
HR—Valentin (1), Naehring (1), Alicea (1), Belle (1), Pena (1)
T—5:01; A—44,218

Game 2

at CLEVELAND (Night) | Wednesday, October 4

	R	H	E
Boston	0	3	1
Cleveland	4	4	2

HANSON (L) and Macfarlane
HERSHISER (W), Tavaraz (8), Assenmacher (8), Mesa (9) and S. Alomar
HR—Murray (1)
T—2:33; A—44,264

Game 3

at BOSTON (Night) | Friday, October 6

	R	H	E
Cleveland	8	11	2
Boston	2	7	1

NAGY (W), Tavaraz (8), Assenmacher (9) and S. Alomar, Pena (9)
WAKEFIELD (L), Cormier (6), Maddux (6), Hudson (9) and Macfarlane
HR—Thome (1)
T—3:18; A—34,211

1995 ALDS Statistics

Batter	AVG	G	AB	R	H	2B	3B	HR	RBI	GW	SH	SF	HB	BB	SO	SB	CS	E
Alicea	.600	3	10	1	6	1	0	1	1	0	0	0	0	2	2	1	0	1
Canseco	.000	3	13	0	0	0	0	0	0	0	0	0	0	2	2	0	0	0
Greenwell	.200	3	15	0	3	0	0	0	0	0	0	0	0	0	1	0	0	0
Haselman	.000	1	2	0	0	0	0	0	0	0	0	0	0	0	0	0	0	0
Hosey	.000	3	12	1	0	0	0	0	0	0	0	0	0	2	3	1	0	0
Jefferson	.250	1	4	1	1	0	0	0	0	0	0	0	0	0	1	0	0	0
Macfarlane	.333	3	9	0	3	0	0	0	1	0	0	1	0	0	3	0	0	2
McGee	.250	2	4	0	1	0	0	0	1	0	0	0	0	0	2	0	0	0
Naehring	.308	3	13	2	4	0	0	1	1	0	1	0	0	0	1	0	0	0
Stairs	.000	1	1	0	0	0	0	0	0	0	0	0	0	0	1	0	0	0
Tinsley	.000	1	5	0	0	0	0	0	0	0	0	0	0	1	2	0	0	0
Valentin	.250	3	12	1	3	1	0	1	2	0	0	0	0	3	1	0	1	1
Vaughn	.000	3	14	0	0	0	0	0	0	0	0	0	0	1	7	0	0	0
Red Sox	.184	3	114	6	21	2	0	3	6	0	1	1	0	11	26	2	1	4
Indians	.219	3	114	17	25	4	1	4	17	3	2	0	4	13	22	1	0	6
Pitcher	W	L	ERA	G	GS	CG	SHO	SV	IP	H	R	ER	HR	HB	BB	SO	WP	
Aguilera	0	0	13.50	1	0	0	0	0	0.2	3	1	1	1	0	0	1	0	
Belinda	0	0	0.00	1	0	0	0	0	0.1	0	0	0	0	0	0	0	0	
Clemens	0	0	3.86	1	1	0	0	0	7.0	5	3	3	0	0	1	5	0	
Cormier	0	0	13.50	2	0	0	0	0	0.2	2	1	1	0	1	1	2	0	
Hanson	0	1	4.50	1	1	1	0	0	8.0	4	4	4	1	1	4	5	0	
Hudson	0	0	0.00	1	0	0	0	0	1.0	2	0	0	0	0	1	0	1	
Maddux	0	0	0.00	2	0	0	0	0	3.0	2	0	0	0	1	1	1	0	
Smith	0	1	6.75	1	0	0	0	0	1.1	1	1	1	1	0	0	0	0	
Stanton	0	0	0.00	1	0	0	0	0	2.1	1	0	0	0	0	0	4	0	
Wakefield	0	1	11.81	1	1	0	0	0	5.1	5	7	7	1	1	5	4	0	
Red Sox	0	3	5.16	3	3	1	0	0	29.2	25	17	17	4	4	13	22	1	
Indians	3	0	1.74	3	3	0	1	0	31.0	21	6	6	3	0	11	26	1	

Red Sox in the Postseason

Red Sox in the Postseason, Continued

1990 American League Championship Series

(Athletics 4, Red Sox 0)

Game 1
at BOSTON (Night) | Saturday, October 6

	R	H	E
Oakland	9	13	0
Boston	1	5	1

STEWART (W), Eckersley (9) and Steinbach
Clemens, ANDERSEN (7-L), Bolton (8), Gray (8), Lamp (9), Murphy (9) and Pena
HR—Boggs (1)
T—3:26; A—35,192

Game 2
at BOSTON (Night) | Sunday, October 7

	R	H	E
Oakland	4	13	1
Boston	1	6	0

WELCH (W), Honeycutt (8), Eckersley (8-SV) and Hassey
Kiecker, HARRIS (6-L), Andersen (7), Reardon (8) and Pena
HR—None
T—3:42; A—35,070

Game 3
at OAKLAND (Day) | Tuesday, October 9

	R	H	E
Boston	1	8	3
Oakland	4	6	0

BODDICKER (L) and Pena
MOORE (W), Nelson (7), Honeycutt (8), Eckersley (9-SV) and Steinbach
HR—None
T—2:47; A—49,026

Game 4
at OAKLAND (Day) | Wednesday, October 10

	R	H	E
Boston	1	4	1
Oakland	3	6	0

CLEMENS (L), Bolton (2), Gray (5), Andersen (8) and Pena
STEWART (W), Honeycutt (9-SV) and Steinbach
HR—None
T—3:02; A—49,052

1990 ALCS Statistics

Batter	AVG	G	AB	R	H	2B	3B	HR	RBI	GW	SH	SF	HB	BB	SO	SB	CS	E
Barrett	.000	3	0	0	0	0	0	0	0	0	0	0	0	0	0	0	0	0
Boggs	.438	4	16	1	7	1	0	1	1	0	0	0	0	3	0	0	0	0
Brunansky	.083	4	12	0	1	0	0	0	1	0	0	1	0	1	3	0	0	0
Burks	.267	4	15	1	4	2	0	0	0	0	0	0	0	1	1	1	0	0
Evans	.231	4	13	0	3	1	0	0	0	0	0	0	0	1	3	0	0	0
Greenwell	.000	4	14	1	0	0	0	0	0	0	0	0	0	2	2	0	0	1
Heep	.000	2	2	0	0	0	0	0	0	0	0	0	0	0	0	0	0	0
Kutcher	.000	2	0	0	0	0	0	0	0	0	0	0	0	0	0	0	0	0
Marshall	.333	3	3	0	1	0	0	0	0	0	0	0	0	0	0	0	0	0
Marzano	.000	0	0	0	0	0	0	0	0	0	0	0	0	0	0	0	0	0
Pena	.214	4	14	0	3	0	0	0	0	0	0	0	0	0	0	0	0	1
Quintana	.000	4	13	0	0	0	0	0	1	0	0	1	0	1	0	0	0	0
Reed	.133	4	15	0	2	0	0	0	1	0	1	0	0	2	0	0	0	0
Rivera	.222	4	9	1	2	1	0	0	0	0	0	0	0	2	0	0	0	1
Romine	.000	0	0	0	0	0	0	0	0	0	0	0	0	0	0	0	0	0
Red Sox	.183	4	126	4	23	5	0	1	4	0	1	2	0	6	16	1	0	5
Athletics	.299	4	127	20	38	4	0	0	18	4	4	3	4	19	2	1	3	1

Pitcher	W	L	ERA	G	GS	CG	SHO	SV	IP	H	R	ER	HR	HB	BB	SO	WP
Andersen	0	1	6.00	3	0	0	0	0	3.0	3	2	2	0	0	3	3	0
Boddicker	0	1	2.25	1	1	1	0	0	8.0	6	4	2	0	2	3	7	0
Bolton	0	0	0.00	2	0	0	0	0	3.0	2	0	0	0	0	2	3	0
Clemens	0	1	3.52	2	2	0	0	0	7.2	7	3	3	0	0	5	4	1
Gray	0	0	2.70	2	0	0	0	0	3.1	4	2	1	0	0	1	2	0
Harris	0	1	27.00	1	0	0	0	0	0.1	3	1	1	0	0	0	0	0
Kiecker	0	0	1.59	1	1	0	0	0	5.2	6	1	1	0	1	1	2	0
Lamp	0	0	108.00	1	0	0	0	0	0.1	2	4	4	0	0	2	0	0
Murphy	0	0	13.50	1	0	0	0	0	0.2	2	1	1	0	0	1	0	0
Reardon	0	0	9.00	1	0	0	0	0	2.0	3	2	2	0	1	1	0	0
Red Sox	0	4	4.50	4	4	1	0	0	34.0	38	20	17	0	4	19	21	1
Athletics	4	0	1.00	4	4	0	0	3	36.0	23	4	4	1	0	6	16	0

Red Sox in the Postseason, Continued

1988 American League Championship Series

(Athletics 4, Red Sox 0)

Game 1 at BOSTON (Day) | Wednesday, October 5

	R	H	E
Oakland	0	0	0
Boston	0	0	0

Stewart, HONEYCUTT (7-W), Eckersley (8-SV) and Steinbach, Hassey (8)
HURST (L) and Gedman
HR—Canseco (1)
T—2:44; A—34,101

Game 2 at BOSTON (Night) | Thursday, October 6

	R	H	E
Oakland	0	0	0
Boston	0	0	0

Davis, Cadaret (7), NELSON (7-W), Eckersley (9-SV) and Hassey
Clemens, Stanley (8), SMITH (8-L) and Gedman
HR—Canseco (2), Gedman (1)
T—3:14; A—32,786

Game 3 at OAKLAND (Day) | Saturday, October 8

	R	H	E
Boston	3	2	0
Oakland	0	4	2

BODDICKER (L), Gardner (3), Stanley (8) and Gedman
Welch, NELSON (2-W), Young (6), Plunk (7), Honeycutt (7),
Eckersley (8-SV) and Hassey
HR—Greenwell (1), McGwire (1), Lansford (1), Hassey (1), Henderson (1)
T—3:14; A—49,261

Game 4 at OAKLAND (Day) | Sunday, October 9

	R	H	E
Boston	0	0	0
Oakland	1	0	1

HURST (L), Smithson (5) and Gedman
STEWART (W), Honeycutt (8), Eckersley (9-SV) and Steinbach, Hassey (9)
HR—Canseco (3)
T—2:55; A—49,406

1988 ALCS Statistics

Batter	AVG	G	AB	R	H	2B	3B	HR	RBI	GW	SH	SF	HB	BB	SO	SB	CS	E
Barrett	.067	4	15	2	1	0	0	0	0	0	1	0	0	1	0	0	0	0
Benzinger	.091	4	11	0	1	0	0	0	0	0	0	0	0	1	3	0	0	0
Boggs	.385	4	13	2	5	0	0	0	3	0	0	2	0	3	4	0	0	0
Burks	.235	4	17	2	4	1	0	0	1	0	0	0	0	0	3	0	0	0
Evans	.167	4	12	1	2	1	0	0	1	0	0	0	0	3	5	0	0	0
Gedman	.357	4	14	1	5	0	0	1	1	0	0	0	0	2	1	0	0	0
Greenwell	.214	4	14	2	3	1	0	1	3	0	0	0	0	3	0	0	0	0
Owen	.000	1	0	0	0	0	0	0	0	0	0	0	0	1	0	0	0	0
Parrish	.000	4	6	0	0	0	0	0	0	0	0	0	0	0	2	0	0	0
Reed	.273	4	11	0	3	1	0	0	0	0	1	0	1	2	1	0	0	0
Rice	.154	4	13	0	2	0	0	0	1	0	0	0	0	2	4	0	0	0
Romero	.000	1	0	0	0	0	0	0	0	0	0	0	0	0	0	0	0	0
Romine	.000	2	0	1	0	0	0	0	0	0	0	0	0	0	0	0	0	0
Red Sox	.206	4	126	11	26	4	0	2	10	0	2	2	1	18	23	0	0	1
Athletics	.299	4	137	20	41	8	0	7	20	4	0	1	0	10	35	1	3	3

Pitcher	W	L	ERA	G	GS	CG	SHO	SV	IP	H	R	ER	HR	HB	BB	SO	WP
Boddicker	0	1	20.25	1	1	0	0	0	2.2	8	6	6	3	0	1	2	0
Clemens	0	0	3.86	1	1	0	0	0	7.0	6	3	3	1	0	0	8	1
Gardner	0	0	5.79	1	0	0	0	0	4.2	6	3	3	0	0	2	8	0
Hurst	0	2	2.77	2	2	1	0	0	13.0	10	4	4	2	0	5	12	0
Smith	0	1	8.10	2	0	0	0	0	3.1	6	3	3	0	0	1	4	0
Smithson	0	0	0.00	1	0	0	0	0	2.1	3	0	0	0	0	0	1	0
Stanley	0	0	9.00	2	0	0	0	0	1.0	2	1	1	1	0	1	0	0
Red Sox	0	4	5.29	4	4	1	0	0	34.0	41	20	20	7	0	10	35	1
Athletics	4	0	2.00	4	4	0	0	4	36.0	26	11	8	2	1	18	23	1

Red Sox in the Postseason, Continued

1986 American League Championship Series

(Red Sox 4, Angels 3)

Game 1

at BOSTON (Night) | Tuesday, October 7

	R	H	E
California	0	4	1
Boston	0	0	0

WITT (W) and Boone
CLEMENS (L), Sambito (8), Stanley (8) and Gedman
HR—None
T—2:52; A—32,993

Game 2

at BOSTON (Day) | Wednesday, October 8

	R	H	E
California	0	0	0
Boston	1	1	0

McCASKILL (L), Lucas (8), Corbett (8) and Boone
HURST (W) and Gedman
HR—Joyner (1), Rice (1)
T—2:47; A—32,786

Game 3

at CALIFORNIA (Night) | Friday, October 10

	R	H	E
Boston	0	1	0
California	0	0	0

BOYD (L), Sambito (7), Schiraldi (8) and Gedman
CANDELARIA (W), Moore (8-5V) and Boone
HR—Schofield (1), Pettis (1)
T—2:48; A—64,206

Game 4

at CALIFORNIA (Night) | Saturday, October 11

	R	H	E
Boston	0	0	0
California	0	0	0

Clemens, SCHIRALDI (9-L) and Gedman
Sutton, Lucas (7), Ruhle (7), Finley (8), CORBETT (8-W) and Boone, Narron (10)
HR—DeCinces (1)
T—3:50; A—64,223

Game 5

at CALIFORNIA (Day) | Sunday, October 12

	R	H	E
Boston	0	2	0
California	0	0	0

Hurst, Stanley (7), Sambito (9), CRAWFORD (9-W), Schiraldi (11-SV) and Gedman
Witt, Lucas (9), MOORE (9-L), Finley (11) and Boone
HR—Baylor (1), Gedman (1), Henderson (1), Boone (1), Grich (1)
T—3:54; A—64,223

Game 6

at BOSTON (Night) | Tuesday, October 14

	R	H	E
California	2	0	0
Boston	2	0	5

McCASKILL (L), Lucas (3), Corbett (4), Finley (7) and Boone, Narron (8)
BOYD (W), Stanley (8) and Gedman
HR—Downing (1)
T—3:23; A—32,998

Game 7

at BOSTON (Night) | Wednesday, October 15

	R	H	E
California	0	0	0
Boston	0	3	0

CANDELARIA (L), Sutton (4), Moore (8) and Boone
CLEMENS (W), Schiraldi (8) and Gedman
HR—Rice (2), Evans (1)
T—2:39; A—33,001

1986 ALCS Statistics

Batter	AVG	G	AB	R	H	2B	3B	HR	RBI	GW	SH	SF	HB	BB	SO	SB	CS	E
Armas	.125	5	16	1	2	1	0	0	0	0	0	0	0	0	2	0	0	0
Barrett	.367	7	30	4	11	2	0	0	5	1	1	0	0	2	2	0	0	0
Baylor	.346	7	26	6	9	3	0	1	2	0	0	0	2	4	5	0	0	0
Boggs	.233	7	30	3	7	1	1	0	2	0	1	0	0	4	1	0	0	2
Buckner	.214	7	28	3	6	1	0	0	3	0	0	1	0	0	2	0	0	0
Evans	.214	7	28	2	6	1	0	1	4	1	0	0	0	3	3	0	0	0
Gedman	.357	7	28	4	10	1	0	1	6	1	0	0	1	0	4	0	0	0
Greenwell	.500	2	2	0	1	0	0	0	0	0	0	0	0	0	0	0	0	0
Henderson	.111	5	9	3	1	0	0	1	4	1	0	1	0	2	2	0	0	0
Owen	.429	7	21	5	9	0	1	0	3	0	1	0	0	2	2	1	0	5
Rice	.161	7	31	8	5	1	0	2	6	0	0	0	0	1	8	0	0	0
Romero	.000	1	2	0	0	0	0	0	0	0	0	0	0	0	0	0	0	0
Stapleton	.667	4	3	2	2	0	0	0	0	0	0	0	0	1	0	0	0	0
Red Sox	.272	7	254	41	69	11	2	6	35	4	3	2	3	19	31	1	0	7
Angels	.277	7	256	30	71	11	0	7	29	3	4	2	4	20	44	1	4	8

Pitcher

	W	L	ERA	G	GS	CG	SHO	SV	IP	H	R	ER	HR	HB	BB	SO	WP
Boyd	1	1	4.61	2	2	0	0	0	13.2	17	7	7	3	1	3	8	0
Clemens	1	1	4.37	3	3	0	0	0	22.2	22	12	11	1	2	7	17	0
Crawford	1	0	0.00	1	0	0	0	0	1.2	1	0	0	0	0	2	1	0
Hurst	1	0	2.40	2	2	1	0	0	15.0	18	5	4	3	0	1	8	0
Sambito	0	0	13.50	3	0	0	0	0	0.2	1	1	1	0	0	1	0	0
Schiraldi	0	1	1.50	4	0	0	0	1	6.0	5	2	1	0	1	3	9	0
Stanley	0	0	3.18	3	0	0	0	0	5.2	7	3	2	0	0	3	1	0
Red Sox	4	3	3.58	18	7	1	0	1	65.1	71	30	26	7	4	20	44	0
Angels	3	4	3.94	22	7	1	0	1	64.0	69	41	28	6	3	19	31	1

Red Sox in the Postseason, Continued

1986 World Series

(Mets 4, Red Sox 3)

Game 1

at NEW YORK (Night) | Saturday, October 18

	R	H	E
Boston	0	5	0
New York	0	4	1

HURST (W), Schiraldi (9-SV) and Gedman

DARLING (L), McDowell (8) and Carter

HR—None

T—2:59; A—55,076

Game 2

at NEW YORK (Night) | Sunday, October 19

	R	H	E
Boston	0	18	0
New York	0	8	1

Clemens, CRAWFORD (5-W), Stanley (5-7) and Gedman

GOODEN (L), Aguilera (6), Orosco (7), Fernandez (9), Sisk (9) and Carter

HR—Henderson (2), Evans (2)

T—3:36; A—55,063

Game 3

at BOSTON (Night) | Tuesday, October 21

	R	H	E
New York	4	13	0
Boston	0	5	0

OJEDA (W), McDowell (2) and Carter

BOYD (L), Sambito (8), Stanley (8) and Gedman

HR—Dykstra (2)

T—2:58; A—33,595

Game 4

at BOSTON (Night) | Wednesday, October 22

	R	H	E
New York	0	6	12
Boston	0	2	7

DARLING (W), McDowell (8), Orosco (5-8) and Carter

NIPPER (L), Crawford (7), Stanley (9) and Gedman

HR—Dykstra (3), Carter 2 (2)

T—3:22; A—33,902

Game 5

at BOSTON (Night) | Thursday, October 23

	R	H	E
New York	0	10	1
Boston	0	4	12

GOODEN (L), Fernandez (5) and Carter

HURST (W) and Gedman

HR—Teufel (1)

T—3:09; A—34,010

Game 6

at NEW YORK (Night) | Saturday, October 25

	R	H	E
Boston	1	5	13
New York	0	6	8

Clemens, SCHIRALDI (L-8), Stanley (10) and Gedman

Ojeda, McDowell (7), Orosco (8), AGUILERA (W-9) and Carter

HR—Henderson (3)

T—4:02; A—55,078

Game 7

at NEW YORK (Night) | Monday, October 27

	R	H	E
Boston	0	5	9
New York	0	8	10

Hurst, SCHIRALDI (L-7), Sambito (7), Stanley (7), Nipper (8),

Crawford (8) and Gedman

Darling, Fernandez (4), MCDOWELL (W-7), Orosco (8-SV) and Carter

HR—Gedman (2), Evans (3), Knight (1), Strawberry (3)

T—3:11; A—55,032

1986 World Series Statistics

Batter	AVG	G	AB	R	H	2B	3B	HR	RBI	GW	SH	SF	HB	BB	SO	SB	CS	E
Armas	.000	1	1	0	0	0	0	0	0	0	0	0	0	0	1	0	0	0
Barrett	.433	7	30	1	13	2	0	0	4	0	0	0	0	5	2	0	0	0
Baylor	.182	4	11	1	2	1	0	0	1	0	0	0	1	1	3	0	0	0
Boggs	.290	7	31	3	9	3	0	0	3	1	0	0	0	4	2	0	0	0
Buckner	.188	7	32	2	6	0	0	0	1	0	0	0	1	0	3	0	0	1
Evans	.308	7	26	4	8	2	0	2	9	0	0	0	0	4	3	0	0	1
Gedman	.200	7	30	1	6	1	0	1	1	0	0	0	0	0	10	0	0	2
Greenwell	.000	4	3	0	0	0	0	0	0	0	0	0	0	1	2	0	0	0
Henderson	.400	7	25	6	10	1	1	2	5	0	0	1	1	2	6	0	0	0
Owen	.300	7	20	2	6	0	0	0	2	1	1	1	0	5	6	0	0	0
Rice	.333	7	27	6	9	1	1	0	0	0	0	0	0	6	9	0	0	0
Romero	.000	3	1	0	0	0	0	0	0	0	0	0	0	0	0	0	0	0
Stapleton	.000	3	1	0	0	0	0	0	0	0	0	0	0	0	0	0	0	0
Boyd	—	1	0	0	0	0	0	0	0	0	0	0	0	0	0	0	0	0
Clemens	.000	2	4	1	0	0	0	0	0	0	1	0	0	0	1	0	0	0
Crawford	.000	3	1	0	0	0	0	0	0	0	0	0	0	0	0	0	0	0
Hurst	.000	3	3	0	0	0	0	0	0	0	2	0	0	0	3	0	0	0
Nipper	—	2	0	0	0	0	0	0	0	0	0	0	0	0	0	0	0	0
Sambito	—	2	0	0	0	0	0	0	0	0	0	0	0	0	0	0	0	0
Schiraldi	.000	3	1	0	0	0	0	0	0	0	0	0	0	0	1	0	0	0
Stanley	.000	5	1	0	0	0	0	0	0	0	0	0	0	0	1	0	0	0
Red Sox	.278	7	248	27	69	11	2	5	26	2	4	2	3	28	53	0	0	4
Mets	.271	7	240	32	65	6	0	7	29	3	6	2	1	21	43	7	2	5

Red Sox in the Postseason, Continued

1986 World Series Statistics (Cont.)

Pitcher	W	L	ERA	G	GS	CG	SHO	SV	IP	H	R	ER	HR	HB	BB	SO	WP
Boyd	0	1	7.71	1	1	0	0	0	7.0	9	6	6	1	0	1	3	0
Clemens	0	0	3.18	2	2	0	0	0	11.1	9	5	4	0	0	6	11	0
Crawford	1	0	6.23	3	0	0	0	0	4.1	5	3	3	2	1	0	4	0
Hurst	2	0	1.96	3	3	1	0	0	23.0	18	5	5	1	0	6	17	0
Nipper	0	1	7.11	2	1	0	0	0	6.1	10	5	5	2	0	2	2	0
Sambito	0	0	27.00	2	0	0	0	0	0.1	2	1	1	0	0	2	0	1
Schiraldi	0	2	13.50	3	0	0	0	1	4.0	7	7	6	1	0	3	2	1
Stanley	0	0	0.00	5	0	0	0	1	6.1	5	0	0	0	0	1	4	1
Red Sox	3	4	4.31	7	7	1	1	2	62.2	65	32	30	7	1	21	43	3
Mets	4	3	3.29	7	7	0	0	2	63.0	69	27	23	5	3	28	53	3

1975 American League Championship Series

(Red Sox 3, Athletics 0)

Game 1

at BOSTON (Day) | Saturday, October 4

	R	H	E
Oakland	0	0	0
Boston	2	0	0

HOLTZMAN (L), Todd (7), Lindblad (7), Bosman (7), Abbott (8) and Tenace
TIANI (W) and Fisk
HR—None
T—2:40; A—35,578

Game 2

at BOSTON (Day) | Sunday, October 5

	R	H	E
Oakland	2	0	0
Boston	0	0	0

Blue, Todd (4), FINGERS (5-L) and Fosse, Tenace (7)
Cleveland, MORET (6-W), Drago (7-SV) and Fisk
HR—Jackson (1), Yastrzemski (1), Petrocelli (1)
T—2:27; A—35,578

Game 3

at OAKLAND (Night) | Tuesday, October 7

	R	H	E
Boston	0	0	0
Oakland	0	0	0

WISE (W), Drago (8-SV) and Fisk
HOLTZMAN (L), Todd (5), Lindblad (5) and Tenace
HR—None
T—2:30; A—49,358

1975 ALCS Statistics

Batter	AVG	G	AB	R	H	2B	3B	HR	RBI	GW	SH	SF	HB	BB	SO	SB	CS	E
Beniquez	.250	3	12	2	3	0	0	0	1	0	1	0	0	0	1	2	0	0
Burleson	.444	3	9	2	4	2	0	0	1	0	1	0	0	1	0	0	0	1
Cooper	.400	3	10	0	4	2	0	0	1	0	1	0	0	0	2	0	0	1
Doyle	.273	3	11	3	3	0	0	0	2	0	1	1	0	0	1	0	0	1
Evans	.100	3	10	1	1	1	0	0	0	0	0	0	0	1	2	0	0	0
Fisk	.417	3	12	4	5	1	0	0	2	1	0	0	0	0	2	1	0	0
Lynn	.364	3	11	1	4	1	0	0	3	0	1	0	0	0	0	0	0	1
Petrocelli	.167	3	12	1	2	0	0	1	2	1	0	0	0	0	3	0	0	0
Yastrzemski	.455	3	11	4	5	1	0	1	2	0	0	0	0	1	1	0	0	0
Red Sox	.316	3	98	18	31	8	0	2	14	2	5	1	0	3	12	3	0	4
Athletics	.194	3	98	7	19	6	0	1	7	0	0	0	0	9	14	0	0	6

Pitcher	W	L	ERA	G	GS	CG	SHO	SV	IP	H	R	ER	HR	HB	BB	SO	WP
Cleveland	0	0	5.40	1	1	0	0	0	5.0	7	3	3	1	0	1	2	0
Drago	0	0	0.00	2	0	0	0	2	4.2	2	0	0	0	0	1	2	1
Moret	1	0	0.00	1	0	0	0	0	1.0	1	0	0	0	0	1	0	0
Tiant	1	0	0.00	1	1	1	0	0	9.0	3	1	0	0	0	3	8	0
Wise	1	0	2.45	1	1	0	0	0	7.1	6	3	2	0	0	3	2	0
Red Sox	3	0	1.67	3	3	1	0	2	27.0	19	7	5	1	0	9	14	0
Athletics	0	3	4.32	3	3	0	0	0	25.0	31	18	12	2	0	3	12	1

Red Sox in the Postseason, Continued

1975 World Series

(Reds 4, Red Sox 3)

Game 1 at BOSTON (Day) | Saturday, October 11

Cincinnati	0	0	0	0	0	0	0	0	0	5	0
Boston	0	0	0	0	0	6	0	x	6	12	0

GULLETT (L), Carroll (7), McEneaney (7) and Bench
TIANI (W) and Fisk
HR—None
T—2:27; A—35,205

Game 2 at BOSTON (Day) | Sunday, October 12

Cincinnati	0	0	0	1	0	0	0	0	2	7	1
Boston	1	0	0	0	0	1	0	0	0	7	0

Billingham, Borbon (6), McEneaney (7), EASTWICK (9-W) and Bench
Lee, DRAGO (9-L) and Fisk
HR—None
T—2:38; A—35,205

Game 3 at CINCINNATI (Night) | Tuesday, October 14

Boston	0	1	0	0	0	1	0	2	0	5	10	2
Cincinnati	0	0	0	2	3	0	0	0	0	6	7	0

Wise, Burton (5), Cleveland (5), WILLOUGHBY (7-L), Moret (10) and Fisk
Nolan, Darcy (5), Carroll (7), McEneaney (7), EASTWICK (9-W) and Bench
HR—Fisk (1), Carbo (1), Evans (1), Bench (1), Concepcion (1), Geronimo (1)
T—3:03; A—55,392

Game 4 at CINCINNATI (Night) | Wednesday, October 15

Boston	0	0	0	5	0	0	0	0	0	5	11	1
Cincinnati	2	0	0	2	0	0	0	0	0	4	9	1

TIANI (W) and Fisk
NORMAN (L), Borbon (4), Carroll (5), Eastwick (7) and Bench
HR—None
T—2:52; A—55,667

Game 5 at CINCINNATI (Night) | Thursday, October 16

										R	H	E
Boston	1	0	0	0	0	0	0	0	1	2	5	0
Cincinnati	0	0	0	1	1	3	0	1	x	6	8	0

CLEVELAND (L), Willoughby (6), Pole (8), Segui (8) and Fisk
GULLETT (W), Eastwick (9-SV) and Bench
HR—Perez 2 (2)
T—2:23; A—56,393

Game 6 at BOSTON (Night) | Tuesday, October 21

Cincinnati	0	0	0	0	3	0	2	1	0	0	0	0
Boston	3	0	0	0	0	0	0	3	0	0	0	1

Nolan, Norman (3), Billingham (3), Carroll (5), Borbon (6),
Eastwick (8), McEneaney (9), DARCY (10-L) and Bench
Tiant, Moret (8), Drago (9), WISE (12-W) and Fisk
HR—Lynn (1), Geronimo (2), Carbo (2), Fisk (2)
T—4:01; A—35,205

Game 7 at BOSTON (Night) | Wednesday, October 22

Cincinnati	0	0	0	0	0	2	1	0	1	4	9	0
Boston	0	0	3	0	0	0	0	0	0	3	5	2

Gullett, Billingham (5), CARROLL (7-W), McEneaney (9-SV) and Bench
Lee, Moret (7), Willoughby (7), BURTON (9-L), Cleveland (9) and Fisk
HR—Perez (3)
T—2:52; A—35,205

1975 World Series Statistics

Batter	AVG	G	AB	R	H	2B	3B	HR	RBI	GW	SH	SF	HB	BB	SO	SB	CS	E
Beniquez	.125	3	8	0	1	0	0	0	1	0	0	0	0	1	1	0	0	0
Burleson	.292	7	24	1	7	1	0	0	2	1	0	0	0	4	2	0	1	1
Carbo	.429	4	7	3	3	1	0	2	4	0	0	0	0	1	1	0	0	0
Cleveland	.000	3	2	0	0	0	0	0	0	0	0	0	0	0	2	0	0	0
Cooper	.053	5	19	0	1	1	0	0	1	0	0	1	0	0	3	0	0	0
Doyle	.267	7	30	3	8	1	1	0	0	0	1	0	0	2	1	0	0	3
Evans	.292	7	24	3	7	1	1	1	5	0	1	0	1	3	4	0	1	0
Fisk	.240	7	25	5	6	0	0	2	4	1	0	0	0	7	7	0	0	2
Griffin	.000	1	1	0	0	0	0	0	0	0	0	0	0	0	0	0	0	0
Lee	.167	2	6	0	1	0	0	0	0	0	0	0	0	0	3	0	0	0
Lynn	.280	7	25	3	7	1	0	1	5	0	0	1	0	3	5	0	0	0
Miller	.000	3	2	0	0	0	0	0	0	0	0	0	0	0	0	0	0	0
Montgomery	.000	1	1	0	0	0	0	0	0	0	0	0	0	0	0	0	0	0
Petrocelli	.308	7	26	3	8	1	0	0	4	0	0	0	0	3	6	0	0	0
Tiant	.250	3	8	2	2	0	0	0	0	0	1	0	0	2	4	0	0	0
Willoughby	—	3	0	0	0	0	0	0	0	0	1	0	0	0	0	0	0	0
Wise	.000	2	2	0	0	0	0	0	0	0	0	0	0	0	0	0	0	0
Yastrzemski	.310	7	29	7	9	0	0	0	4	1	0	1	0	4	1	0	0	0
Red Sox	.251	7	239	30	60	7	2	6	30	3	4	3	1	30	40	0	2	6
Reds	.242	7	244	29	59	9	3	7	29	4	2	2	2	25	30	9	2	2
Pitcher	W	L	ERA	G	GS	CG	SHO	SV	IP	H	R	ER	HR	HB	BB	SO	WP	
Burton	0	1	9.00	2	0	0	0	0	1.0	1	1	1	0	0	3	0	0	
Cleveland	0	1	6.75	3	1	0	0	0	6.2	7	5	5	2	0	3	5	0	
Drago	0	1	2.25	2	0	0	0	0	4.0	3	1	1	0	1	1	1	0	
Lee	0	0	3.14	2	2	0	0	0	14.1	12	5	5	1	0	3	7	0	
Moret	0	0	0.00	3	0	0	0	0	1.2	2	0	0	0	0	3	1	0	
Pole	0	0	—	1	0	0	0	0	0.0	0	1	1	0	0	2	0	0	
Segui	0	0	0.00	1	0	0	0	0	1.0	0	0	0	0	0	0	0	0	
Tiant	2	0	3.60	3	3	2	1	0	25.0	25	10	10	1	0	8	12	0	
Willoughby	0	1	0.00	3	0	0	0	0	6.1	3	1	0	0	1	0	2	0	
Wise	1	0	8.44	2	1	0	0	0	5.1	6	5	5	3	0	2	2	0	
Red Sox	3	4	3.86	7	7	2	1	0	65.1	59	29	28	7	2	25	30	0	
Reds	4	3	3.88	7	7	0	0	2	65.0	60	30	28	6	1	30	40	3	

Red Sox in the
Postseason

Red Sox in the Postseason, Continued

1967 World Series

(Cardinals 4, Red Sox 3)

Game 1 at BOSTON (Day) | Wednesday, October 4

	R	H	E
St. Louis	0	0	0
Boston	0	0	0

B. GIBSON (W) and McCarver
SANTIAGO (L), Wyatt (8) and R. Gibson, Howard (9)
HR—Santiago (1)
T—2:22; A—34,796

Game 2 at BOSTON (Day) | Thursday, October 5

	R	H	E
St. Louis	0	0	0
Boston	0	0	0

HUGHES (L), Willis (6), Hoerner (7), Lamabe (7) and McCarver
LONBORG (W) and Howard
HR—Yastrzemski 2 (2)
T—2:24; A—35,188

Game 3 at ST. LOUIS (Day) | Saturday, October 7

	R	H	E
Boston	0	0	0
St. Louis	1	2	0

BELL (L), Waslewski (3), Stange (6), Osinski (8) and Howard
BRILES (W) and McCarver
HR—Shannon (1), Smith (1)
T—2:15; A—54,575

Game 4 at ST. LOUIS (Day) | Sunday, October 8

	R	H	E
Boston	0	0	0
St. Louis	4	0	2

SANTIAGO (L), Bell (1), Stephenson (3), Morehead (5), Brett (8)
and Howard, Ryan (5)
B. GIBSON (W) and McCarver
HR—None
T—2:05; A—54,575

Game 5 at ST. LOUIS (Day) | Monday, October 9

	R	H	E
Boston	0	0	0
St. Louis	0	0	0

LONBORG (W) and Howard
CARLTON (L), Washburn (7), Willis (9), Lamabe (9) and McCarver
HR—Maris (1)
T—2:20; A—54,575

Game 6 at BOSTON (Day) | Wednesday, October 11

	R	H	E
St. Louis	0	0	2
Boston	0	1	0

Hughes, Willis (4), Briles (5), LAMABE (7-L), Hoerner (7), Jaster (7),
Washburn (7), Woodeshick (8) and McCarver
Waslewski, WYATT (6-W), Bell (8-SV) and Howard
HR—Petrocelli 2 (2), Yastrzemski (3), Smith (2), Brock (1)
T—2:48; A—35,188

Game 7 at BOSTON (Day) | Thursday, October 12

	R	H	E
St. Louis	0	0	2
Boston	0	0	0

B. GIBSON (W) and McCarver
LONBORG (L), Santiago (7), Morehead (9), Osinski (9), Brett (9)
and Howard, R. Gibson (9)
HR—B. Gibson (1), Javier (1)
T—2:23; A—35,188

1967 World Series Statistics

Batter	AVG	G	AB	R	H	2B	3B	HR	RBI	GW	SH	SF	HB	BB	SO	SB	CS	E
Adair	.125	5	16	0	2	0	0	0	1	0	0	1	0	0	3	1	0	0
Andrews	.308	5	13	2	4	0	0	0	1	0	2	0	0	0	1	0	0	0
Foy	.133	6	15	2	2	1	0	0	1	1	1	0	0	1	5	0	0	1
Gibson	.000	2	2	0	0	0	0	0	0	0	0	0	0	0	2	0	0	0
Harrelson	.077	4	13	0	1	0	0	0	1	1	0	0	0	1	3	0	0	0
Howard	.111	7	18	0	2	0	0	0	1	0	1	0	0	1	2	0	0	0
Jones	.389	6	18	2	7	0	0	0	1	0	0	0	0	1	3	0	0	0
Lonborg	.000	3	9	0	0	0	0	0	0	0	0	0	0	0	7	0	0	0
Petrocelli	.200	7	20	3	4	1	0	2	3	0	0	1	0	3	8	0	1	2
Ryan	.000	1	2	0	0	0	0	0	0	0	0	0	0	0	1	0	0	0
Santiago	.500	3	2	1	1	0	0	1	1	0	0	0	0	0	1	0	0	0
Scott	.231	7	26	3	6	1	1	0	0	0	0	0	0	3	6	0	0	0
Siebern	.333	3	3	0	1	0	0	0	1	0	0	0	0	0	0	0	0	0
Smith	.250	7	24	3	6	1	0	2	3	0	0	0	0	2	2	0	1	0
Tartabull	.154	7	13	1	2	0	0	0	0	0	0	0	0	1	2	0	0	0
Thomas	.000	2	2	0	0	0	0	0	0	0	0	0	0	0	1	0	0	0
Waslewski	.000	2	1	0	0	0	0	0	0	0	0	0	1	0	1	0	0	0
Yastrzemski	.400	7	25	4	10	2	0	3	5	1	0	0	1	4	1	0	1	0
Red Sox	.216	7	222	21	48	6	1	8	19	3	4	2	2	17	49	1	3	4
Cardinals	.223	7	229	25	51	11	2	5	24	4	0	2	0	17	30	7	1	4

Pitcher	W	L	ERA	G	GS	CG	SHO	SV	IP	H	R	ER	HR	HB	BB	SO	WP
Bell	0	1	5.06	3	1	0	0	0	1	5.1	8	3	3	1	0	1	0
Brett	0	0	0.00	2	0	0	0	0	1.1	0	0	0	0	0	0	1	0
Lonborg	2	1	2.63	3	3	2	1	0	24.0	14	8	7	3	0	2	11	1
Morehead	0	0	0.00	2	0	0	0	0	3.1	0	0	0	0	0	4	3	0
Osinski	0	0	6.75	2	0	0	0	0	1.1	2	1	1	0	0	0	0	0
Santiago	0	2	5.59	3	2	0	0	0	9.2	16	6	6	0	0	3	6	0
Stange	0	0	0.00	1	0	0	0	0	2.0	3	1	0	0	0	0	0	0
Stephenson	0	0	9.00	1	0	0	0	0	2.0	3	2	2	0	0	1	0	1
Waslewski	0	0	2.16	2	1	0	0	0	8.1	4	2	2	0	0	2	7	0
Wyatt	1	0	4.91	2	0	0	0	0	3.2	1	2	2	1	0	3	1	0
Red Sox	3	4	3.39	7	7	2	1	1	61.0	51	25	23	5	0	17	30	2
Cardinals	4	3	2.66	7	7	4	1	0	61.0	48	21	18	8	2	17	49	2

Red Sox in the Postseason, Continued

1946 World Series

(Cardinals 4, Red Sox 3)

Game 1

at ST. LOUIS (Day) | Sunday, October 6

										R	H	E
Boston	0	1	0	0	0	0	1	1	3	9	2	
St. Louis	0	0	0	0	0	1	0	1	2	7	0	

Hughson, JOHNSON (9-W) and H. Wagner, Partee (9)

POLLET (L) and Garagiola

HR—York (1)

T—2:39; A—36,218

Game 2

at ST. LOUIS (Day) | Monday, October 7

										R	H	E
Boston	0	0	0	0	0	0	0	0	0	4	1	
St. Louis	0	0	1	0	2	0	0	0	x	3	6	0

HARRIS (L), Dobson (8) and Partee, H. Wagner (6)

BRECHEN (W) and Rice

HR—None

T—1:56; A—35,815

Game 3

at BOSTON (Day) | Wednesday, October 9

										R	H	E
St. Louis	0	0	0	0	0	0	0	0	0	6	1	
Boston	3	0	0	0	0	0	0	1	x	4	8	0

DICKSON (L), Wilks (8) and Garagiola

FERRISS (W) and H. Wagner

HR—York (2)

T—1:54; A—34,500

Game 4

at BOSTON (Day) | Thursday, October 10

										R	H	E
St. Louis	0	3	3	0	1	0	1	0	4	12	20	1
Boston	0	0	0	1	0	0	0	2	0	3	9	4

MUNGER (W) and Garagiola

HUGHSON (L), Bagby (3), Zuber (6), Brown (8), Ryba (9), Dreisewerd (9) and H. Wagner

HR—Slaughter (1), Doerr (1)

T—2:31; A—35,645

Game 5

at BOSTON (Day) | Friday, October 11

										R	H	E
St. Louis	0	1	0	0	0	0	0	0	2	3	4	1
Boston	1	1	0	0	0	1	0	0	x	6	11	3

Pollet, BRAZLE (L), Beazley (8) and Garagiola

DOBSON (W) and Partee

HR—Culberson (1)

T—2:23; A—35,982

Game 6

at ST. LOUIS (Day) | Sunday, October 13

										R	H	E
Boston	0	0	0	0	0	0	1	0	0	1	7	0
St. Louis	0	0	3	0	0	0	0	1	x	4	8	0

HARRIS (L), Hughson (8), Johnson (8) and Partee

BRECHEN (W) and Rice

HR—None

T—1:56; A—35,768

Game 7

at ST. LOUIS (Day) | Tuesday, October 15

										R	H	E
Boston	1	0	0	0	0	0	0	2	0	3	8	0
St. Louis	0	1	0	0	2	0	0	1	x	4	9	1

Ferriss, Dobson (5), KLINGER (8-L), Johnson (8) and H. Wagner,

Partee (8)

Dickson, BRECHEN (8-W) and Garagiola, Rice (8)

HR—None

T—2:17; A—36,143

1946 World Series Statistics

Batter	AVG	G	AB	R	H	2B	3B	HR	RBI	GW	SH	SF	HB	BB	SO	SB	CS	E
Bagby Jr.	.000	1	1	0	0	0	0	0	0	0	0	0	0	0	0	0	0	0
Campbell	—	1	0	0	0	0	0	0	0	0	0	0	0	0	0	0	0	0
Culberson	.222	5	9	1	2	0	0	1	1	0	0	0	0	1	2	1	0	0
DiMaggio	.259	7	27	2	7	3	0	0	3	0	1	0	0	2	2	0	0	0
Dobson	.000	3	3	0	0	0	0	0	0	0	1	0	0	0	2	0	0	0
Doerr	.409	6	22	1	9	1	0	1	3	0	0	0	0	2	2	0	0	0
Ferriss	.000	2	6	0	0	0	0	0	0	0	0	0	0	0	1	0	0	0
Gutteridge	.400	3	5	1	2	0	0	0	1	1	0	0	0	0	0	0	0	0
Harris	.333	2	3	0	1	0	0	0	0	0	0	0	0	0	1	0	0	0
Higgins	.208	7	24	1	5	1	0	0	2	0	0	0	0	2	0	0	0	2
Hughson	.333	3	3	0	1	0	0	0	0	0	0	0	0	1	0	0	0	1
Johnson	.000	3	1	0	0	0	0	0	0	0	0	0	0	0	0	0	0	0
McBride	.167	5	12	0	2	0	0	0	1	0	0	0	0	0	1	0	0	1
Metkovich	.500	2	2	1	1	1	0	0	0	0	0	0	0	0	0	0	0	0
Moses	.417	4	12	1	5	0	0	0	0	0	0	0	0	1	2	0	0	0
Partee	.100	5	10	1	1	0	0	0	1	0	0	0	0	1	2	0	0	0
Pesky	.233	7	30	2	7	0	0	0	0	0	0	0	0	1	3	1	1	4
Russell	1.000	2	2	1	2	0	0	0	0	0	0	0	0	0	0	0	0	0
Wagner	.000	5	13	0	0	0	0	0	0	0	1	0	0	0	1	0	0	0
Williams	.200	7	25	2	5	0	0	0	1	0	0	0	0	5	5	0	0	0
York	.261	7	23	6	6	1	1	2	5	2	0	0	1	6	4	0	0	1
Red Sox	.240	7	233	20	56	7	1	4	18	3	3	0	1	22	28	2	1	10
Cardinals	.259	7	232	28	60	19	2	1	27	4	8	0	2	19	30	3	3	4

Red Sox in the Postseason

Red Sox in the Postseason, Continued

1946 World Series Statistics (Cont.)

Pitcher	W	L	ERA	G	GS	CG	SHO	SV	IP	H	R	ER	HR	HB	BB	SO	WP
Bagby Jr.	0	0	3.00	1	0	0	0	0	3.0	6	1	1	0	0	1	1	0
Brown	0	0	27.00	1	0	0	0	0	1.0	4	3	3	0	0	1	0	0
Dobson	1	0	0.00	3	1	1	0	0	12.2	4	3	0	0	1	3	10	0
Dreisewerd	0	0	0.00	1	0	0	0	0	0.1	0	0	0	0	0	0	0	0
Ferriss	1	0	2.03	2	2	1	1	0	13.1	13	3	3	0	0	2	4	0
Harris	0	2	3.72	2	2	0	0	0	9.2	11	6	4	0	0	4	5	0
Hughson	0	1	3.14	3	2	0	0	0	14.1	14	8	5	1	1	3	8	0
Johnson	1	0	2.70	3	0	0	0	0	3.1	1	1	1	0	0	2	1	0
Klinger	0	1	13.50	1	0	0	0	0	0.2	2	1	1	0	0	1	0	0
Ryba	0	0	13.50	1	0	0	0	0	0.2	2	1	1	0	0	1	0	0
Zuber	0	0	4.50	1	0	0	0	0	2.0	3	1	1	0	0	1	1	0
Red Sox	3	4	2.95	7	7	2	1	0	61.0	60	28	20	1	2	19	30	0
Cardinals	4	3	2.32	7	7	4	1	0	62.0	56	20	16	4	1	22	28	1

1918 World Series

(Red Sox 4, Cubs 2)

Game 1
at CHICAGO (Day) | Thursday, September 5

Boston	0	0	0	1	0	0	0	0	0	R	H	E
Chicago	0	0	0	0	0	0	0	0	0	1	5	0
										0	6	0

RUTH (W) and Agnew
VAUGHN (L) and Killefer
HR—None
T—1:50; A—19,274

Game 2
at CHICAGO (Day) | Friday, September 6

Boston	0	0	0	0	0	0	0	1	1	R	H	E
Chicago	0	3	0	0	0	0	0	x	3	6	1	0
										3	7	0

BUSH (L) and Agnew, Schang (8)
TYLER (W) and Killefer
HR—None
T—1:58; A—20,040

Game 3
at CHICAGO (Day) | Saturday, September 7

Boston	0	0	0	2	0	0	0	0	2	R	H	E
Chicago	0	0	0	0	1	0	0	0	1	7	0	1

MAYS (W) and Schang
VAUGHN (L) and Killefer
HR—None
T—1:57; A—27,054

Game 4
at BOSTON (Day) | Monday, September 9

Chicago	0	0	0	0	0	0	0	2	0	R	H	E
Boston	0	0	0	2	0	0	0	1	x	2	7	1
										3	4	0

Tyler, DOUGLAS (8-L) and Killefer
RUTH (W), Bush (9-SV) and Agnew, Schang (8)
HR—None
T—1:50; A—22,183

Game 5
at BOSTON (Day) | Tuesday, September 10

Chicago	0	0	1	0	0	0	0	2	0	R	H	E
Boston	0	0	0	0	0	0	0	0	0	3	7	0
										0	5	0

VAUGHN (W) and Killefer
JONES (L) and Agnew, Schang (9)
HR—None
T—1:42; A—24,694

Game 6
at BOSTON (Day) | Wednesday, September 11

Chicago	0	0	0	1	0	0	0	0	0	R	H	E
Boston	0	0	2	0	0	0	0	0	x	1	3	2
										2	5	0

TYLER (L), Hendrix (8) and Killefer, O'Farrell (8)
MAYS (W) and Schang
HR—None
T—1:46; A—15,238

1918 World Series Statistics

Batter	AVG	G	AB	R	H	2B	3B	HR	RBI	GW	SH	SF	HB	BB	SO	SB	CS	E
Agnew	.000	4	9	0	0	0	0	0	0	0	0	0	0	0	0	0	0	0
Bush	.000	2	2	0	0	0	0	0	0	0	0	0	0	1	0	0	0	0
Dubuc	.000	1	1	0	0	0	0	0	0	0	0	0	0	0	1	0	0	0
Hooper	.200	6	20	0	4	0	0	0	0	0	2	0	0	2	2	0	2	0
Jones	.000	1	1	0	0	0	0	0	0	0	0	0	0	1	0	0	0	0
Mays	.200	2	5	1	1	0	0	0	0	0	0	0	0	1	0	0	0	0
McInnis	.250	6	20	2	5	0	0	0	1	1	1	0	0	1	1	0	0	0
Miller	.000	1	1	0	0	0	0	0	0	0	0	0	0	0	0	0	0	0
Ruth	.200	3	5	0	1	0	1	0	2	0	1	0	0	0	2	0	0	0
Schang	.444	5	9	1	4	0	0	0	1	1	0	0	0	2	3	1	1	0
Scott	.100	6	20	0	2	0	0	0	1	0	1	0	0	1	1	0	0	0
Shean	.211	6	19	2	4	1	0	0	0	0	1	0	0	4	3	1	0	0
Strunk	.174	6	23	1	4	1	1	0	0	0	1	0	0	0	5	0	1	0
Thomas	.118	6	17	0	2	0	0	0	0	0	1	0	0	1	2	0	0	0
Whiteman	.250	6	20	2	5	0	1	0	1	0	0	0	1	2	1	1	0	1
Red Sox	.186	6	172	9	32	2	3	0	6	2	8	0	1	16	21	3	4	1
Cubs	.210	6	176	10	37	5	1	0	10	2	4	0	2	18	14	3	5	5
Pitcher	W	L	ERA	G	GS	CG	SHO	SV	IP	H	R	ER	HR	HB	BB	SO	WP	
Bush	0	1	3.00	2	1	1	0	1	9.0	7	3	3	0	0	3	0	0	0
Jones	0	1	3.00	1	1	1	0	0	9.0	7	3	3	0	0	5	5	0	0
Mays	2	0	1.00	2	2	2	0	0	18.0	10	2	2	0	0	1	3	5	0
Ruth	2	0	1.06	2	2	1	1	0	17.0	13	2	2	0	1	7	4	1	0
Red Sox	4	2	1.70	6	6	5	1	1	53.0	37	10	10	0	2	18	14	1	1
Cubs	2	4	1.04	6	6	4	1	0	52.0	32	9	6	0	1	16	21	0	0

Red Sox in the Postseason, Continued

1916 World Series

(Red Sox 4, Brooklyn Robins 1)

Game 1

at BOSTON, Braves Field (Day) | Saturday, October 7

	R	H	E
Brooklyn	0	0	0
Boston	0	0	1

MARQUARD (L), Pfeffer (8) and Meyers
SHORE (W), Mays (9) and Cady, Thomas (9)
HR—None
T—2:16; A—36,117

Game 2

at BOSTON, Braves Field (Day) | Monday, October 9

	R	H	E
Brooklyn	1	0	0
Boston	0	0	1

S. SMITH (L) and Meyers
RUTH (W) and Thomas
HR—Mays (1)
T—2:32; A—41,373

Game 3

at BROOKLYN (Day) | Tuesday, October 10

	R	H	E
Boston	0	0	0
Brooklyn	0	0	1

MAYS (L), Foster (6) and Thomas
COOMBS (W), Pfeffer (7) and Miller
HR—Gardner (1)
T—2:01; A—21,087

Game 4

at BROOKLYN (Day) | Wednesday, October 11

	R	H	E
Boston	0	3	0
Brooklyn	2	0	0

LEONARD (W) and Carrigan
MARQUARD (L), Cheney (5), Rucker (8) and Meyers
HR—Gardner (2)
T—2:30; A—21,662

Game 5

at BOSTON, Braves Field (Day) | Thursday, October 12

	R	H	E
Brooklyn	0	1	0
Boston	0	1	2

PFEFFER (L), Dell (8) and Meyers
SHORE (W) and Cady
HR—None
T—1:43; A—42,620

1916 World Series Statistics

Batter	AVG	G	AB	R	H	2B	3B	HR	RBI	GW	SH	SF	HB	BB	SO	SB	CS	E
Cady	.250	2	4	1	1	0	0	0	0	0	0	0	0	3	0	0	0	0
Carrigan	.667	1	3	0	2	0	0	0	1	0	1	0	0	0	1	0	1	0
Foster	.000	1	1	0	0	0	0	0	0	0	0	0	0	0	1	0	0	0
Gainer	1.000	1	1	0	1	0	0	0	1	1	0	0	0	0	0	0	0	0
Gardner	.176	5	17	2	3	0	0	2	6	1	1	1	0	0	2	0	0	2
Henriksen	—	1	0	1	0	0	0	0	0	0	0	0	0	1	0	0	0	0
Hoblitzell	.235	5	17	3	4	1	1	0	2	0	0	0	0	6	0	0	0	0
Hooper	.333	5	21	6	7	1	1	0	1	0	0	0	0	3	1	1	2	0
Janvrin	.217	5	23	2	5	3	0	0	1	0	1	0	0	0	6	0	1	2
Leonard	.000	1	3	0	0	0	0	0	0	0	0	0	0	1	3	0	0	0
Lewis	.353	5	17	3	6	2	1	0	1	0	4	0	0	2	1	0	0	0
Mays	.000	2	1	0	0	0	0	0	0	0	0	0	0	0	1	0	0	0
McNally	—	1	0	1	0	0	0	0	0	0	0	0	0	0	0	0	0	0
Ruth	.000	1	5	0	0	0	0	0	1	0	0	0	0	0	2	0	0	0
Scott	.125	5	16	1	2	0	1	0	1	0	1	1	0	1	1	0	0	2
Shore	.000	2	7	0	0	0	0	0	0	0	0	0	0	0	2	0	0	0
Shorten	.571	2	7	0	4	0	0	0	2	0	1	0	0	0	1	0	2	0
Thomas	.143	3	7	0	1	0	1	0	0	0	1	0	0	0	1	0	0	0
Walker	.273	3	11	1	3	0	1	0	1	1	0	0	0	1	2	0	1	0
Walsh	.000	1	3	0	0	0	0	0	0	0	0	0	0	0	0	0	0	0
Red Sox	.238	5	164	21	39	7	6	2	18	3	10	2	0	18	25	1	7	6
Robins	.200	5	170	13	34	2	5	1	11	1	6	0	2	14	19	1	3	13
Pitcher	W	L	ERA	G	GS	CG	SHO	SV	IP	H	R	ER	HR	HB	BB	SO	WP	
Foster	0	0	0.00	1	0	0	0	0	3.0	3	0	0	0	0	0	1	0	
Leonard	1	0	1.00	1	1	1	0	0	9.0	5	2	1	0	0	4	3	1	
Mays	0	1	5.06	2	1	0	0	1	5.1	8	4	3	0	1	3	2	0	
Ruth	1	0	0.64	1	1	1	0	0	14.0	6	1	1	1	1	0	3	4	0
Shore	2	0	1.53	2	2	1	0	0	17.2	12	6	3	0	1	4	9	0	
Red Sox	4	1	1.47	5	5	3	0	1	49.0	34	13	8	1	2	14	19	1	
Robins	1	4	2.85	5	5	1	0	1	47.1	39	21	15	2	0	18	25	2	

Red Sox in the Postseason

Red Sox in the Postseason, Continued

1915 World Series

(Red Sox 4, Phillies 1)

Game 1

at PHILADELPHIA (Day) | Friday, October 8

	R	H	E
Boston	0	0	0
Philadelphia	0	0	0

SHORE (L) and Cady
ALEXANDER (W) and Burns
HR—None
T—1:58; A—19,343

Game 2

at PHILADELPHIA (Day) | Saturday, October 9

	R	H	E
Boston	1	0	0
Philadelphia	0	0	0

FOSTER (W) and Thomas, Cady (7)
MAYER (L) and Burns
HR—None
T—2:05; A—20,306

Game 3

at BOSTON, Braves Field (Day) | Monday, October 11

	R	H	E
Philadelphia	0	0	1
Boston	0	0	0

ALEXANDER (L) and Burns
LEONARD (W) and Carrigan
HR—None
T—1:48; A—42,300

Game 4

at BOSTON, Braves Field (Day) | Tuesday, October 12

	R	H	E
Philadelphia	0	0	0
Boston	0	0	1

CHALMERS (L) and Burns
SHORE (W) and Cady
HR—None
T—2:05; A—41,096

Game 5

at PHILADELPHIA (Day) | Wednesday, October 13

	R	H	E
Boston	0	1	1
Philadelphia	2	0	0

FOSTER (W) and Thomas, Cady (6)
Mayer, RIXEY (3-L) and Burns
HR—Hooper 2 (2), Lewis (1), Luderus (1)
T—2:15; A—20,306

1915 World Series Statistics

Batter	AVG	G	AB	R	H	2B	3B	HR	RBI	GW	SH	SF	HB	BB	SO	SB	CS	E
Barry	.176	5	17	1	3	0	0	0	1	0	0	0	0	1	2	0	0	1
Cady	.333	4	6	0	2	0	0	0	0	0	1	0	0	1	2	0	0	0
Carrigan	.000	1	2	0	0	0	0	0	0	0	0	0	0	1	1	0	0	0
Foster	.500	2	8	0	4	1	0	0	1	1	0	0	0	0	2	0	0	0
Gainer	.333	1	3	1	1	0	0	0	0	0	0	0	0	0	0	0	0	0
Gardner	.235	5	17	2	4	0	1	0	0	0	1	0	0	1	0	0	0	0
Henriksen	.000	2	2	0	0	0	0	0	0	0	0	0	0	0	0	0	0	0
Hoblitzell	.313	5	16	1	5	0	0	0	1	0	0	1	0	0	1	1	1	1
Hooper	.350	5	20	4	7	0	0	2	3	2	0	0	1	2	4	0	0	1
Janvrin	.000	1	1	0	0	0	0	0	0	0	0	0	0	0	0	0	0	0
Leonard	.000	1	3	0	0	0	0	0	0	0	0	0	0	0	2	0	0	0
Lewis	.444	5	18	1	8	1	0	1	5	1	1	0	0	1	4	0	1	0
Ruth	.000	1	1	0	0	0	0	0	0	0	0	0	0	0	0	0	0	0
Scott	.056	5	18	0	1	0	0	0	0	0	2	0	0	0	3	0	0	0
Shore	.200	2	5	0	1	0	0	0	0	0	1	0	0	0	3	0	0	1
Speaker	.294	5	17	2	5	0	1	0	0	0	0	0	0	4	1	0	3	0
Thomas	.200	2	5	0	1	0	0	0	0	0	0	0	0	0	0	0	0	0
Red Sox	.264	5	159	12	42	2	2	3	11	4	6	1	1	11	25	1	5	4
Phillies	.182	5	148	10	27	4	1	1	9	1	5	0	2	10	25	2	6	3

Pitcher

	W	L	ERA	G	GS	CG	SHO	SV	IP	H	R	ER	HR	HB	BB	SO	WP
Foster	2	0	2.00	2	2	2	0	0	18.0	12	5	4	1	2	2	13	0
Leonard	1	0	1.00	1	1	1	0	0	9.0	3	1	1	0	0	0	6	0
Shore	1	1	2.12	2	2	2	0	0	17.0	12	4	4	0	0	8	6	0
Red Sox	4	1	1.84	5	5	5	0	0	44.0	27	10	9	1	2	10	25	0
Phillies	1	4	2.27	5	5	4	0	0	43.2	42	12	11	3	1	11	25	0

Red Sox in the Postseason, Continued

1912 World Series

(Red Sox 4, New York Giants 3)

Game 1

at NEW YORK (Day) | Tuesday, October 8

	R	H	E
Boston	0	0	0
New York	0	0	2

WOOD (W) and Cady
TESREAU (L), Crandall (8) and Meyers
HR—None
T—2:10; A—35,730

Game 2

at BOSTON, Fenway Park (Day) | Wednesday, October 9

	R	H	E
New York	0	1	0
Boston	3	0	0

Mathewson and Meyers, Wilson (10)
Collins, Hall (8), Bedient (11) and Carrigan
HR—None
T—2:38; A—30,148 (Game called at end of 11th inning due to darkness)

Game 3

at BOSTON, Fenway Park (Day) | Thursday, October 10

	R	H	E
New York	0	1	0
Boston	0	0	0

MARQUARD (W) and Meyers
O'BRIEN (L), Bedient (9) and Carrigan, Cady (9)
HR—None
T—2:16; A—34,624

Game 4

at NEW YORK (Day) | Friday, October 11

	R	H	E
Boston	0	1	0
New York	0	0	0

WOOD (W) and Cady
TESREAU (L), Ames (8) and Meyers
HR—None
T—2:06; A—36,502

Game 5

at BOSTON, Fenway Park (Day) | Saturday, October 12

	R	H	E
New York	0	0	0
Boston	0	0	2

MATHEWSON (L) and Meyers
BEDIENT (W) and Cady
HR—None
T—1:43; A—34,683

Game 6

at NEW YORK (Day) | Monday, October 14

	R	H	E
Boston	0	2	0
New York	5	0	0

O'BRIEN (L), Collins (2) and Cady
MARQUARD (W) and Meyers
HR—None
T—1:58; A—30,622

Game 7

at BOSTON, Fenway Park (Day) | Tuesday, October 15

	R	H	E
New York	6	1	0
Boston	0	1	0

TESREAU (W) and Meyers, Wilson (7)
WOOD (L), Hall (2) and Cady
HR—Doyle (1), Gardner (1)
T—2:21; A—32,694

Game 8

at BOSTON, Fenway Park (Day) | Wednesday, October 16

	R	H	E
New York	0	0	1
Boston	0	0	0

MATHEWSON (L) and Meyers
Bedient, WOOD (8-W) and Cady
HR—None
T—2:39; A—17,034

1912 World Series Statistics

Batter	AVG	G	AB	R	H	2B	3B	HR	RBI	GW	SH	SF	HB	BB	SO	SB	CS	E
Ball	.000	1	1	0	0	0	0	0	0	0	0	0	0	0	1	0	0	0
Bedient	.000	4	6	0	0	0	0	0	0	0	0	0	0	0	0	0	0	0
Cady	.136	7	22	1	3	0	0	0	1	0	1	0	0	0	3	0	0	1
Carrigan	.000	2	7	0	0	0	0	0	0	0	0	0	0	0	0	0	0	0
Collins	.000	2	5	0	0	0	0	0	0	0	0	0	0	0	2	0	0	0
Engle	.333	3	3	1	1	1	0	0	2	0	0	0	0	0	0	0	0	0
Gardner	.179	8	28	4	5	2	1	1	5	1	2	1	1	2	5	0	0	4
Hall	.750	2	4	0	3	1	0	0	0	0	0	0	0	1	0	0	0	1
Henriksen	1.000	2	1	0	1	1	0	0	1	0	0	0	0	0	0	0	0	0
Hooper	.290	8	31	3	9	2	1	0	2	0	1	1	0	4	4	2	1	0
Lewis	.188	8	32	4	6	3	0	0	1	0	0	0	0	2	2	0	0	1
O'Brien	.000	2	2	0	0	0	0	0	0	0	0	0	0	0	2	0	0	0
Speaker	.300	8	30	4	9	1	2	0	2	0	0	0	0	4	2	1	1	2
Stahl	.250	8	32	3	8	2	0	0	2	0	1	0	0	0	6	2	2	1
Wagner	.167	8	30	1	5	1	0	0	0	0	0	0	0	3	6	1	0	3
Wood	.286	4	7	1	2	0	0	0	1	0	0	0	0	1	0	0	0	0
Yerkes	.250	8	32	3	8	0	2	0	4	2	1	0	0	2	3	0	0	1
Red Sox	.220	8	273	25	60	14	6	1	21	3	6	2	1	19	36	6	4	14
Giants	.270	8	274	31	74	14	4	1	25	2	4	3	3	22	39	12	10	16

Pitcher	W	L	ERA	G	GS	CG	SHO	SV	IP	H	R	ER	HR	HB	BB	SO	WP
Bedient	1	0	0.50	4	2	1	0	0	18.0	10	2	1	0	2	7	7	0
Collins	0	0	1.88	2	1	0	0	0	14.1	14	5	3	0	0	0	6	0
Hall	0	0	3.38	2	0	0	0	0	10.2	11	6	4	1	0	9	1	0
O'Brien	0	2	5.00	2	2	0	0	0	9.0	12	7	5	0	0	3	4	0
Wood	3	1	3.68	4	3	2	0	0	22.0	27	11	9	0	1	3	21	0
Red Sox	4	3	2.68	8	8	3	0	0	74.0	74	31	22	1	3	22	39	0
Giants	3	4	1.71	8	8	6	0	0	73.2	60	25	14	1	1	19	36	3

Red Sox in the
Postseason

Red Sox in the Postseason, Continued

1903 World Series

(Boston Americans 5, Pirates 3)

Game 1 at **BOSTON, Huntington Ave. Grounds (Day)** Thursday, October 1

Pittsburg	4	0	1	1	0	0	1	0	0		R	H	E
Boston	0	0	0	0	0	0	2	0	1		7	12	4
							3	6	2				

PHILLIPPE (W) and Phelps
YOUNG (L) and Criger
HR—Sebring (1)
T—1:55; A—16,242

Game 2 at **BOSTON, Huntington Ave. Grounds (Day)** Friday, October 2

Pittsburg	0	0	0	0	0	0	0	0	0		R	H	E
Boston	2	0	0	0	0	1	0	0	x		0	3	2
							3	9	0				

LEEVEY (L), Veil (2) and Smith
Dinneen (W) and Criger
HR—Dougherty 2 (2)
T—1:47; A—9,415

Game 3 at **BOSTON, Huntington Ave. Grounds (Day)** Saturday, October 3

Pittsburg	0	1	2	0	0	0	0	1	0		R	H	E
Boston	0	0	0	1	0	0	0	1	0		4	7	0
							2	4	2				

PHILLIPPE (W) and Phelps
HUGHES (L), Young (3) and Criger
HR—None
T—1:50; A—18,801

Game 4 at **PITTSBURG (Day)** | Tuesday, October 6

Boston	0	0	0	0	1	0	0	0	3		R	H	E
Pittsburg	1	0	0	0	1	0	3	0	x		4	9	1
							5	12	1				

Dinneen (L) and Criger
PHILLIPPE (W) and Phelps
HR—None
T—1:30; A—7,600

Game 5 at **PITTSBURG (Day)** | Wednesday, October 7

Boston	0	0	0	0	0	6	4	1	0		R	H	E
Pittsburg	0	0	0	0	0	0	0	2	0		11	14	2
							2	6	4				

YOUNG (W) and Criger
KENNEDY (L), Thompson (8) and Phelps
HR—None
T—2:00; A—12,322

Game 6 at **PITTSBURG (Day)** | Thursday, October 8

Boston	0	0	3	0	2	0	1	0	0		R	H	E
Pittsburg	0	0	0	0	0	0	3	0	0		6	10	1
							3	10	3				

DINNEEN (W) and Criger
LEEVEY (L) and Phelps
HR—None
T—2:02; A—11,556

Game 7 at **PITTSBURG (Day)** | Saturday, October 10

Boston	2	0	0	2	0	2	0	1	0		R	H	E
Pittsburg	0	0	0	1	0	1	0	0	1		7	10	4
											3	12	3

PHILLIPPE (L) and Phelps
YOUNG (W) and Criger
HR—None
T—1:45; A—17,038

Game 8 at **BOSTON, Huntington Ave. Grounds (Day)** Tuesday, October 13

Pittsburg	0	0	0	0	0	0	0	0	0		R	H	E
Boston	0	0	0	2	0	1	0	0	x		0	4	3
											3	8	0

PHILLIPPE (L) and Phelps
Dinneen (W) and Criger
HR—None
T—1:35; A—7,455

1903 World Series Statistics

Batter	AVG	G	AB	R	H	2B	3B	HR	RBI	GW	SH	SF	HB	BB	SO	SB	CS	E
Collins	.250	8	36	5	9	1	2	0	1	1	0	0	0	1	1	3	0	1
Criger	.231	8	26	1	6	0	0	0	4	0	1	0	0	2	3	0	0	3
Dinneen	.182	4	11	1	2	0	0	0	0	0	1	0	0	2	2	0	0	0
Dougherty	.235	8	34	3	8	0	2	2	5	1	0	0	1	2	6	0	0	1
Farrell	.000	2	2	0	0	0	0	0	1	0	0	0	0	0	0	0	0	0
Ferris	.290	8	31	3	9	0	1	0	5	1	1	0	1	0	6	0	0	2
Freeman	.281	8	32	6	9	0	3	0	4	0	0	0	0	2	2	0	1	0
LaChance	.222	8	27	5	6	2	1	0	4	1	3	0	0	3	2	0	0	3
O'Brien	.000	2	2	0	0	0	0	0	0	0	0	0	0	0	1	0	0	0
Parent	.281	8	32	8	9	0	3	0	4	0	0	0	1	1	1	0	0	3
Stahl	.303	8	33	6	10	1	3	0	3	1	0	0	0	1	2	2	1	0
Young	.133	4	15	1	2	0	1	0	3	0	0	0	0	0	3	0	0	1
Red Sox	.249	8	281	39	70	4	16	2	34	5	6	0	3	14	29	5	2	14
Pirates	.237	8	270	24	64	7	9	1	22	3	3	0	1	14	45	9	4	19

Pitcher	W	L	ERA	G	GS	CG	SHO	SV	IP	H	R	ER	HR	HB	BB	SO	WP
Dinneen	3	1	2.06	4	4	4	2	0	35.0	29	8	8	0	0	8	28	0
Hughes	0	1	9.00	1	1	0	0	0	2.0	4	2	2	0	0	2	0	0
Young	2	1	1.85	4	3	3	0	0	34.0	31	14	7	1	1	4	17	0
Red Sox	5	3	2.15	8	8	7	2	0	71.0	64	24	17	1	1	14	45	0
Pirates	3	5	3.34	8	8	6	0	0	70.0	70	39	26	2	3	14	29	1

Red Sox in the Postseason, Continued

Red Sox Career Postseason Batting Leaders

Series Played	Games Played	Plate Appearances	At-Bats
David Ortiz 14	David Ortiz 76	David Ortiz 340	David Ortiz 275
Jason Varitek 14	Jason Varitek 63	Jason Varitek 252	Jason Varitek 228
Dustin Pedroia 10	Dustin Pedroia 47	Dustin Pedroia 216	Dustin Pedroia 190
Jacoby Ellsbury 9	Manny Ramirez 43	Manny Ramirez 199	Manny Ramirez 165
Trot Nixon 9	Jacoby Ellsbury 38	Jacoby Ellsbury 148	Jacoby Ellsbury 133
Manny Ramirez 9	Trot Nixon 38		
Runs Scored	RBI	Hits	Singles
David Ortiz 51	David Ortiz 57	David Ortiz 80	David Ortiz 42
Jason Varitek 37	Manny Ramirez 38	Jason Varitek 54	Manny Ramirez 36
Dustin Pedroia 32	Jason Varitek 33	Manny Ramirez 53	Jason Varitek 29
Manny Ramirez 29	Dustin Pedroia 25	Dustin Pedroia 46	Jacoby Ellsbury 27
Jacoby Ellsbury 26	Trot Nixon 22	Jacoby Ellsbury 40	Dustin Pedroia 27
Doubles	Triples	Home Runs	Extra-Base Hits
David Ortiz 19	Buck Freeman 3	David Ortiz 17	David Ortiz 38
Dustin Pedroia 14	Freddy Parent 3	Manny Ramirez 11	Jason Varitek 25
Jason Varitek 12	Tris Speaker 3	Jason Varitek 11	Dustin Pedroia 19
Jacoby Ellsbury 11	Chick Stahl 3	Nomar Garciaparra 7	Manny Ramirez 17
Trot Nixon 10	8 players tied 2	Kevin Youkilis 6	Kevin Youkilis 16
Walks	Stolen Bases	Batting Average*	On-Base Percentage*
David Ortiz 59	Jacoby Ellsbury 11	Jose Offerman .429	Jose Offerman .520
Manny Ramirez 31	Johnny Damon 8	Carl Yastrzemski .369	Spike Owen .460
Dustin Pedroia 21	6 players tied 3	Spike Owen .366	Jason Bay .452
Mark Bellhorn 15		John Valentin .347	Carl Yastrzemski .447
Dwight Evans 15		Mike Stanley .340	Manny Ramirez .422
Slugging Percentage*	OPS*	Total Bases	Times on Base
John Valentin .639	Jose Offerman 1.091	David Ortiz 154	David Ortiz 141
Nomar Garciaparra .625	Carl Yastrzemski 1.047	Jason Varitek 103	Manny Ramirez 84
Carl Yastrzemski .600	John Valentin 1.046	Manny Ramirez 92	Jason Varitek 73
Jose Offerman .571	Nomar Garciaparra 1.016	Dustin Pedroia 75	Dustin Pedroia 69
Kevin Youkilis .568	Jason Bay 1.003	Kevin Youkilis 63	Jacoby Ellsbury 53

*Min. 50 PA

Red Sox Career Postseason Pitching Leaders

Series Played	Appearances	Games Started	Relief Appearances
Tim Wakefield 10	Mike Timlin 28	Jon Lester 11	Mike Timlin 28
Mike Timlin 9	Alan Embree 19	Pedro Martinez 11	Alan Embree 19
Jon Lester 8	Jonathan Papelbon 18	Roger Clemens 9	Jonathan Papelbon 18
Derek Lowe 8	Derek Lowe 17	Tim Wakefield 9	Hideki Okajima 17
Pedro Martinez 8	Hideki Okajima 17	Josh Beckett 8	Koji Uehara 15
		Curt Schilling 8	
Earned Run Average*	Wins	Losses	Saves
Joe Dobson 0.00	Jon Lester 6	Tim Wakefield 7	Jonathan Papelbon 7
Hugh Bedient 0.50	Pedro Martinez 6	Jon Lester 4	Koji Uehara 7
Koji Uehara 0.57	Curt Schilling 6	Derek Lowe 4	Keith Foulke 3
Keith Foulke 0.64	Josh Beckett 5	Bret Saberhagen 3	Scott Williamson 3
Babe Ruth 0.87	Derek Lowe 4	Calvin Schiraldi 3	Dick Drago 2
			Calvin Schiraldi 2
Strikeouts	Innings Pitched	Opponent AVG*	WHIP
Pedro Martinez 80	Pedro Martinez 79.1	Joe Dobson .091	Koji Uehara 0.51
Jon Lester 68	Jon Lester 76.2	Dutch Leonard .133	Joe Dobson 0.55
Josh Beckett 52	Derek Lowe 62.0	Keith Foulke .140	Dutch Leonard 0.67
Tim Wakefield 47	Roger Clemens 55.2	Jonathan Papelbon .154	Jim Lonborg 0.67
Roger Clemens 45	Tim Wakefield 54.0	Koji Uehara .154	Rube Foster 0.81

*Min. 10.0 IP

Notes



PLAYER DEVELOPMENT

Andrew Benintendi enters the 2017 season ranked as baseball's No. 1 overall prospect, according to *Baseball America*

Player Development Staff

Raquel Ferreira, Vice President, Major and Minor League Operations - See Page 33



Ben Crockett, Vice President, Player Development

Ben enters his 1st season as Vice President, Player Development after 5 seasons as Director, Player Development from 2012-16 and 2 seasons as the club's Assistant Director, Player Development from 2010-11. He joined the Red Sox organization as an intern in baseball operations in 2007 and served as Advance Scouting Coordinator from 2008-09. He was selected by the Red Sox in the 10th round of the June 2001 draft but did not sign. He was drafted the following year in the 3rd round by Colorado out of Harvard University and is a veteran of 5 professional seasons (2002-06) as a pitcher.

Ben and his wife, Kristine, live in Cambridge, MA with their son, Caleb.



David Howard, Minor League Field Coordinator

David enters his 14th season in the Red Sox organization and his 8th as Minor League Field Coordinator following 2 seasons as Special Assistant to the General Manager from 2008-09. He worked as a major league scout in 2007 and as a professional scout from 2005-06 after joining the Red Sox in 2004 as a minor league coach. The former infielder played 9 seasons in the major leagues with the Royals and Cardinals from 1991-99. His father, Bruce, pitched for the White Sox, Orioles, and Senators during a 6-year big league career from 1963-68.

The Sarasota, FL native lives in Leawood, KS with his wife, Jill, and children, Bridget (18) and Drew (16).



Dr. Brian Busconi, Head Minor League Physician


Dr. Brian Busconi begins his 4th season as Head Minor League Physician. An orthopedic surgeon affiliated with the UMass Memorial Medical Center, Busconi has been involved in the care of Red Sox minor league players since 1992.



Brian Abraham
Assistant Director,
Player Development



Dave Bush
Pitching Development
Analyst



Patrick McLaughlin
Minor League Video/
Florida Baseball
Operations Assistant



Mike Stelmach
Minor League
Equipment Manager


Scouting Staff

Eddie Romero, Senior Vice President/Assistant General Manager - See Page 31



Jared Banner, Vice President, Player Personnel

Jared begins his 1st season as Vice President, Player Personnel, his 10th overall with the Red Sox organization, after serving as Director, Player Personnel in 2016. The Brooklyn, NY native first joined the club in 2007 as a fellow in the baseball operations department and has also worked as Assistant, Player Development (2008-09), Assistant, Amateur Scouting (2009-10), Coordinator, Amateur Scouting (2010-12), and Assistant Director, Player Personnel (2013-15). An Amherst College graduate with a degree in psychology, Banner played four seasons (2004-07) of varsity baseball as an outfielder, and served as team captain in 2007.



Gus Quattlebaum, Vice President, Professional Scouting

Gus begins his 1st season as Vice President, Professional Scouting after serving as Director, Professional Scouting in 2016. He spent the 2015 season, his 10th in the Red Sox organization, as Assistant Director, Professional and International Scouting. Quattlebaum, an Andover, MA native, originally joined the club in 2006 as a professional scout, and then spent 5 years as Assistant Director, Amateur Scouting from 2010-14. The Davidson College graduate began his baseball career as a player development intern for the Montreal Expos in 1998. Before coming to the Red Sox, Quattlebaum served as a scout in the New York Yankees (1999-2003) and Baltimore Orioles (2004-06) organizations.




Mike Rikard, Vice President, Amateur Scouting

Mike enters his 1st season as Vice President, Amateur Scouting after 2 seasons as Director, Amateur Scouting. A graduate of the University of North Carolina-Greensboro, Rikard has spent the last 12 years working in the Red Sox scouting department, most recently as national scouting coordinator from 2013-14. Prior to that post, he served as a regional crosschecker (2005-10) and national crosschecker (2010-12) for the club. He began his scouting career as an area scout for the San Diego Padres from 2000-04. Prior to that, he worked as an assistant baseball coach for Wake Forest University (1995-99) and also served as manager of the Cape Cod League Bourne Braves in the summers of 1999 and 2000. Mike's father, Bob, served as a minor league catcher and coach for 12 years and his uncle, Culley Rikard, played for the Pittsburgh Pirates during the 1940s.



Brian Cruz
Scouting Coordinator



Marcus Cuellar
Assistant,
Player Personnel




James Kang
Assistant,
International Scouting



Adrian Lorenzo
Assistant Director,
International Scouting



Harrison Slutsky
Assistant Director,
Pro Scouting



Paul Toboni
Assistant Director,
Amateur Scouting



J.T. Watkins
Advance Scouting
Assistant

Scouting Staff, Continued



Steve Langone, Major League Advance Scout

Steve Langone begins his 5th season as Major League Advance Scout after serving as the Advance Scouting Coordinator for the Red Sox from 2010-12. He previously served as a baseball operations intern in 2009. A pitcher for 7 professional seasons in the Dodgers (2000-04), Red Sox (2005), and Phillies (2006) organizations, Langone advanced as high as Triple-A in 2003. He graduated from Boston College in 2000 and was inducted into the school's Hall of Fame in 2008.

Special Assignment Scouts



Eddie Bane, Special Assignment Scout

Eddie begins his 5th season with the Red Sox, working closely with President of Baseball Operations Dave Dombrowski after spending 2011-12 in the Detroit Tigers organization as a major league scout. He previously served as Director of Scouting for the Los Angeles Angels of Anaheim from 2004-10 and has worked for the Tampa Bay Rays (1999-2003), the Los Angeles Dodgers (1983, 1988-98), and in the Cleveland Indians organization for 4 years, managing Short-A Batavia for 2 seasons (1984-85) while serving as a crosschecker and scout (1984-87).

He oversaw the Angels' 2009 June Draft, widely regarded as the best major league draft of the past quarter century, which included Patrick Corbin, Randal Grichuk, Garrett Richards, Tyler Skaggs, and Mike Trout. Additionally, several players signed under his direction have been selected to Major League Baseball All-Star teams, including Corbin, Paul Konerko, Trout, Mark Trumbo, Jordan Walden, and Jered Weaver. A 2017 recipient of the George Genovese Lifetime Achievement Award in Scouting, Eddie began his post-playing career as pitching coach for the Dodgers' Rookie-level Lethbridge club in 1983.

Selected by the Minnesota Twins in the first round of the 1973 June Draft (11th overall), he enjoyed a 9-year pro career from 1973-81, including 44 ML games.



Steve Peck, Special Assignment Scout

Steve begins his 5th season as Special Assignment Scout after being named to the position in December 2012. He joined the Red Sox organization as a professional scout in 2009 after 13 years as a member of the Seattle Mariners coaching and scouting staff, including serving as an advance scout from 2004-08. He also worked with the Mariners as a minor league pitching coach (1996-2001) and as an amateur scout (2002-03).

A former right-handed pitcher, Peck spent 7 seasons in the Athletics (1988-90), Angels (1991-93), and Brewers (1994) systems.



Brad Sloan, Special Assignment Scout

Brad begins his 2nd season with the Red Sox as Special Assignment Scout. With over 35 years of scouting experience in Major League Baseball, he most recently served as a major league scout for the Atlanta Braves from 2013-15. Prior to his stint with the Braves, he spent 9 years as a major league scout for the Los Angeles Angels of Anaheim (2004-12). The majority of his scouting experience has come in the San Diego Padres organization, where he worked for 23 years. He served as scouting director for the Padres from 1996-2000 and also held the titles of area scout, area supervisor, and national crosschecker over 2 stints with the club (1980-92; 1994-2003). Sloan, a native of Brimfield, IL, has also worked as a national crosschecker in the New York Mets organization (1993).



Mark Wasinger, Special Assistant, Player Personnel

Mark enters his 3rd season as Special Assistant, Player Personnel after serving as a Special Assignment Scout for the Red Sox from 2011-14. He was the club's West Crosschecker in 2009 and spent 6 years overall as a regional crosschecker and 1 year as a professional scout with Boston. He came to the Red Sox in November of 2002 after 7 years as an area scout with San Diego.

Wasinger was Old Dominion University's first Division I All-American in baseball. A former major league infielder, he played parts of 3 seasons with the Padres (1986) and Giants (1987-88).

Amateur Scouts & Territories



Paul Fryer
Global
Crosschecker




Brandon Agamennone
N. Texas,
N. Louisiana



John Booher
National
Crosschecker



Quincy Boyd
Northeast
Crosschecker



Chris Calciano
Mid-Atlantic




Tim Collinsworth
N. Texas,
N. Louisiana



Lane Decker
AR, KS, ND, NE,
OK, SD




Ray Fagnant
Northeast, Canadian
Crosschecker



Todd Gold
W. IN, IL, MI, MN,
MO, WI



Stephen Hargett
N. Florida




Justin Horowitz
Northwest



Tom Kotchman
Florida
Crosschecker




Josh Labandeira
N. California



Dan Madsen
West Crosschecker



Chris Mears
Pitching
Crosschecker



Brian Moehler
Georgia



Edgar Perez
Puerto Rico,
Player Personnel
Crosschecker




Fred Petersen
Southeast
Crosschecker



Pat Portugal
N. Carolina,
S. Carolina




John Pyle
Ohio Valley



Jim Robinson
Southwest
Crosschecker



Willie Romay
S. Florida



Demond Smith
S. California



Danny Watkins
AL, MS, TN



Vaughn Williams
AZ, CO, NM, UT




Jim Woodward
S./C. California,
S. Nevada

Part-Time Amateur Scouts & Territories



Rob English
Georgia



Tim Martin
Tennessee



Jay Oliver
TX, AR



Keith Prager
S. California



Adam Stern
Canada



Terry Sullivan
Illinois

Not Pictured:

Dick Sorkin, Mid-Atlantic

Major League Scouts



Jaymie Bane
Major League
Scout




Bob Hamelin
Major League
Scout



Nate Field
Major League
Scout



Blair Henry
Major League
Scout



Tim Huff
Major League
Scout



Gary Hughes
Major League
Scout




John Lombardo
Major League
Scout



Matt Mahoney
Major League
Scout



Joe McDonald
Major League
Scout



Anthony Turco
Major League
Scout

Not Pictured:

David Scrivines, Professional Scouting Consultant


International Scouts & Territories



Todd Claus
Global Scouting
Supervisor



Rolando Pino
Latin American
Coordinator



Junior Vizcaino
Global Crosschecker



Brett Ward
Pacific Rim
Coordinator



Domingo Brito
Dominican Republic



Jonathan Cruz
Dominican Republic
Asst. Supervisor



Michel DeJesus
Dominican Republic



Angel Escobar
Venezuela



Cristobal Garibaldo
Panama



Ernesto Gomez
Venezuela



Shun Kakazu
Japan



Toshi Kato
Japan



John Kim
South Korea



Louie Lin
Taiwan




Wilder Lobo
Venezuela



Esau Medina
Dominican Republic



Rafael Mendoza
Nicaragua



Ramon Mora
Venezuela



Rafael Motooka
Brazil



Manny Nanita
Dominican Republic
Supervisor



Dennis Neuman
Aruba/Curacao



Manny Padron
Coordinator,
Venezuela Scouting/
Venezuela



Santiago Prada
Colombia



Alex Requena
Venezuela



Lenin Rodriguez
Venezuela



Darryn Smith
South Africa



Rene Saggiadi
Europe



Sotero Torres
Mexico

Not Pictured:

David Cortes, Mexico

Steve Fish, Western Australia

Minor League Coordinators



Brandon Henry, Minor League Athletic Training Coordinator

Brandon enters his 2nd season as Minor League Athletic Training Coordinator after 4 seasons as athletic trainer for the Portland Sea Dogs from 2012-15. He spent the previous 2 seasons in the same capacity with the Salem Red Sox. He begins his 11th season with the organization having also served as athletic trainer for the Greenville Drive (2009) and Lowell Spinners (2007-08), and was named New York-Penn League Athletic Trainer of the Year in 2008.

Brandon holds a bachelor's degree from Xavier (OH) University and a master's degree from West Virginia University.



Chad Epperson, Catching Coordinator

Chad begins his 8th season as Catching Coordinator after 8 years as a manager or coach in the Red Sox farm system. A manager from 2004-09, he led his club to the playoffs in 4 straight campaigns beginning in 2006, including Single-A Salem in 2009. A back-to-back California League Manager of the Year with Lancaster from 2007-08, he also skipped Wilmington to the playoffs in 2006. The Kentucky native managed Capital City in 2005 and Augusta in 2004 after spending 2 seasons (2002-03) as Sarasota's hitting coach. He also managed Cook County of the independent Frontier League in 2001.

Epperson played 9 years in the minor leagues in the Mets (1992-95), Red Sox (1997-99), and Orioles (2000) systems prior to his coaching career. He and his wife, Anne, reside in Andover, MA with their son, Andrew (18), and daughter, Alexandra (14).



Andy Fox, Infield Coordinator

Andy begins his 7th season as Infield Coordinator after serving as hitting coach for Seattle's Double-A affiliate in West Tennessee in 2010. He spent the previous 3 campaigns as 1st base and infield coach for the Florida Marlins (2007-09) and began his coaching career in 2006 as manager of Texas' Single-A Clinton club.

A 2-time World Series Champion, Fox played all 4 infield positions during a 9-year major league career with the Yankees (1996-97), Diamondbacks (1998-2000), Marlins (2000-03), Expos (2004) and Rangers (2004). He compiled a .239 AVG with 30 home runs and 168 RBI in 776 career big league games. A native of Fair Oaks, CA, he graduated from Christian Brothers High School in Sacramento, CA.



Glenn (Goose) Gregson, Latin American Pitching Coordinator

Goose begins his 16th season in the Red Sox organization, 37th as a pro pitching coach, instructor or coordinator, and 45th overall in pro ball. It marks his 11th straight season, 12th overall, serving as Boston's Latin American Pitching Coordinator (also 2005) and his 13th straight season as a pitching coach for the Gulf Coast League Red Sox. He served as the Red Sox pitching coordinator for 4 years (2002-04, 2006) and acted as Boston's major league pitching coach for 6 weeks in 2003 while Tony Cloninger recovered from bladder cancer. Gregson also worked for the Phillies (1979-81, 1999-2001), Dodgers (1988-98), and Cubs (1982-84, 1987). He was the Dodgers' big league pitching coach in 1998.


The Appalachian State graduate went 22-18 with a 3.39 ERA over 7 minor league seasons for the White Sox (1972-73) and Phillies (1974-78) before an elbow injury ended his career. The right-hander threw a no-hitter in 1972 for the Mountaineers against the Virginia Military Institute. He has a master's degree in sport science and administration. He and his wife, Jan, have 3 children--Rian (39), Tyler (36), and McGraw (34)--and 4 grandchildren--Griffin, Banks, Winslow, and Moyer.



Greg Norton, Hitting Coordinator

Greg begins his 2nd season as Minor League Hitting Coordinator after previously holding the same position in the Miami Marlins organization from 2012-13. He also served as Miami's Triple-A hitting coach for the New Orleans Zephyrs, taking over as manager in late June of 2010 and continuing in that role in 2011. Norton played 13 big league seasons for the White Sox (1996-2000), Rockies (2001-03), Tigers (2004), Devil Rays (2006-07), Mariners (2008), and Braves (2008-09) before joining the Marlins as a coach in 2010. Most recently, he served as the hitting coach at Auburn University from 2013-15.

Minor League Coordinators, Continued



David Herrera, Latin American Medical Coordinator

David enters his 10th season in the Red Sox organization and his 2nd season as Latin American Medical Coordinator and athletic trainer with the Gulf Coast League Red Sox. He previously served as the Salem Red Sox athletic trainer from 2012-15. He has also served as athletic trainer for the Greenville Drive from 2010-11, the Lowell Spinners in 2009, and for the Gulf Coast League Red Sox in 2008. Previously, he worked for the St. Joseph Blacksnakes of the independent American Association in the summer of 2006.

Prior to that, he served as a student athletic trainer with the baseball, basketball, football, and volleyball teams at Graceland (IA) University-Lamoni from 2005-06. David graduated from Graceland in 2007 with a B.A. in athletic training and a minor in health.




Billy McMillon, Outfield and Baserunning Coordinator

Billy begins his 2nd season as Minor League Outfield and Baserunning Coordinator after serving 2 seasons at the helm for Portland. Named the 2014 Eastern League Manager of the Year, he led the Sea Dogs to a franchise-record 88 wins (previous: 86, 1995) in the Northern Division. He previously skippered at Salem from 2012-13, leading the Salem Sox to the Mills Cup Championship in 2013. Billy was also at the helm for Greenville from 2010-11 where he led the Drive to the South Atlantic League Championship Series in his 2010 managerial debut. He also served as the Drive's hitting coach from 2008-09.

Billy spent parts of 6 seasons in the major leagues with the Florida Marlins (1996-97), Philadelphia Phillies (1997), Detroit Tigers (2000-01), and Oakland Athletics (2001-04).

He earned a B.A. from Clemson University and an MBA from the University of Phoenix.

He and his wife, Krista, live in Columbia, SC with their children, Kennedy (15) and Jackson (12).



Edgar Barreto, Strength and Conditioning Coordinator

Edgar enters his 2nd season as Minor League Strength and Conditioning Coordinator. He previously spent 2 seasons with the GCL Red Sox as the team's strength and conditioning coach in a full-time capacity, having also interned with the GCL Red Sox (2013), Portland Sea Dogs (2012), and DSL Red Sox (2010) in the same capacity. Edgar graduated with a bachelor's degree in human performance from Florida Gulf Coast University.



Jason Bartley, DPT, OCS Physical Therapist and Clinical Educator

Jason begins his 3rd season with the Red Sox as Physical Therapist and Clinical Educator. A native of Vancouver, WA, Bartley worked as a tactical physical therapist for the United States Air Force Special Operations Command in the United Kingdom before joining the Red Sox. After obtaining a degree in exercise science from the University of Puget Sound in 2004, Bartley earned his Doctor of Physical Therapy degree from Creighton University in 2007. He is board certified as an orthopedic clinical specialist by the American Board of Physical Therapy Specialties, as well as a Fellow in the American Academy of Orthopedic Manual Physical Therapy.



Ralph Treuel, Pitching Coordinator

Ralph enters his 11th season as Boston's Minor League Pitching Coordinator after serving as the major league bullpen coach in 2006. The Ohio native has 43 years of professional baseball experience, previously coaching in the Red Sox system from 1996-2005, including a brief stint as major league pitching coach in September 2001 when Joe Kerrigan assumed managerial duties with the club. In 2004, Treuel managed the Gulf Coast League Red Sox to the league championship series.

Treuel pitched in the Detroit Tigers system for 9 seasons (1974-82) before joining the coaching ranks in 1983. He was Bristol's (Rookie-level) pitching coach from 1983-84, a roving pitching coach from 1985-90 and Triple-A Toledo's pitching coach from 1991-92.

Ralph spent 1993-94 as Detroit's minor league field coordinator and served as the Tigers' major league pitching coach under manager Sparky Anderson in 1995.

Treuel was the 1999 and 2003 recipient of the Red Sox Edward F. Kenney Player Development Award. He attended Lorain County Community College. He has a daughter, Erika (33), and a son, Derik (30). Ralph and his wife, Donna, reside in Wolfeboro, NH with their son, William Henry (18).

Minor League Coordinators, Continued




Jose Zapata, Latin American Field Coordinator

Jose begins his 10th season as the Red Sox Latin American Field Coordinator, having previously served as manager of the Dominican Summer League affiliate from 2003-16. He was selected as manager of the American League DSL All-Star Team in 2009 and led the DSL Red Sox to a 44-25 mark that summer, breaking the club record for wins in a season for the 2nd straight year (43 wins in 2008). He skippered the Marlins' DSL club from 2003-06.

Zapata played professionally in the Expos minor league system from 1991-93. He served as the hitting coach for the Dominican Summer League Expos from 1994-2000 and for Short-A Vermont in 2001. He coached the Marlins' Short-A Jamestown affiliate and worked as an infield instructor in the DSL in 2002.

Player Development Consultants



Dick Berardino

Dick enters his 50th year in the Red Sox organization, his 14th season as a player development consultant. After 8 seasons as a minor league outfielder, Berardino began a managerial career that spanned 21 seasons, including 19 in the Red Sox system (1971-88, 1997-98). He joined Boston as a coach in 1989 and served the major league club as bullpen and 3rd base coach (1989-91), roving outfield/baserunning instructor (1992-96), assistant field coordinator (1999-2001) and spring training coordinator (2002) before assuming his current role.

A 1955 graduate of Watertown (MA) High School and a 1959 graduate of Holy Cross, Dick received the Red Sox Edward M. Kenney Player Development Award in 1998.


In 2008, he was given the Judge Emil Fuchs Memorial Award by the Boston Baseball Writers for long and meritorious service to baseball.



Tony Cloninger

Tony begins his 13th year as a player development consultant after serving as senior pitching advisor in 2004 and pitching coach in 2002-03. Tony was diagnosed with bladder cancer in March 2003 and took a medical leave of absence that June. Entering his 41st year of professional baseball, he was a scout for the San Francisco Giants in 2001 after 15 years in the New York Yankees organization.

Tony enjoyed a 15-year pro pitching career that included 12 major league seasons with the Milwaukee and Atlanta Braves (1961-68), Cincinnati Reds (1968-71) and St. Louis Cardinals (1972). He posted a career 113-97 record and a 4.07 ERA over 352 games.



Dwight Evans

A 3-time All-Star, 8-time Gold Glove Award-winning right fielder and Red Sox Hall of Famer, Dwight will serve as a Red Sox player development consultant for a 14th straight year. Dwight was Boston's major league hitting coach in 2002 after rejoining the organization as a player development consultant in 2001, specializing in minor league outfield and hitting instruction.

Evans played 19 years and 2,505 games in a Sox uniform, 2nd in club history. He was a member of 4 AL East Championship squads (1975, 1986, 1988, 1990) and 2 AL Championship teams (1975, 1986). From 1981-90, he hit 251 homers, most in the AL, and his 605 extra-base hits in the 1980s were the most in the majors. He retired in

1991 and served as a roving minor league instructor with the White Sox in 1993 and the major league hitting coach with the Rockies in 1994.




Keith Foulke

Former All-Star closer and 2004 World Series Champion Keith Foulke enters his 2nd season as a player development consultant in 2017. In 11 major league seasons, Foulke posted a 41-37 record and a 3.33 ERA in 619 games, amassing 191 saves for the Giants (1997), White Sox (1997-2002), A's (2003, 2008), and Red Sox (2004-2006).

After an American League-leading 43 saves in his All-Star 2003 season, Foulke signed with Boston in 2004 and saved 32 regular-season games and 3 postseason contests en route to the club's World Series Championship. He was on the mound to clinch the victory in Game 4 of the Fall Classic in St. Louis, fielding an Edgar Renteria grounder for the final out. The South Dakota-born right-hander retired with 47 Red Sox saves, 15th in club history.

Player Development Consultants, Continued



Tommy Harper

Tommy enters his 15th season as a player development consultant with the Red Sox after 3 years as the club's major league 1st base, outfield, and baserunning coach. A member of the 2010 Red Sox Hall of Fame class, Harper spent 3 seasons in a Red Sox uniform (1972-74) and held the club single-season record for stolen bases in a season (54 in 1973) until 2009. He enjoyed a 15-year big league career with 8 teams, hitting .257 with 146 homers, 567 RBI and 408 stolen bases. In 1970 with Milwaukee, Harper became the 1st infielder (5th overall) to eclipse both 30 home runs and 30 stolen bases in the same season (31 homers and 38 steals).

Following his playing career, Tommy worked in the Yankees system before returning to Boston in the public relations department in 1979 and as the major league first base coach and baserunning instructor from 1980-84. Before rejoining the Red Sox in 2000, he coached 10 years with the Expos, his final 7 as the hitting, baserunning and outfield coach.



Carl Yastrzemski

Carl succeeded Ted Williams in left field as a rookie in 1961 and today still follows in his footsteps instructing young Red Sox hitters. A 3-time batting champion and 18-time All-Star, the Hall of Fame outfielder won the Triple Crown in 1967 when he led the AL in batting (.326), home runs (44) and RBI (121). He was the 1st AL player to collect 400 home runs and 3,000 hits in a career.

In 23 years with the Red Sox, Yaz earned 7 Gold Gloves and the 1967 AL MVP Award. He retired ranked 1st on the all-time list for career games (3,308), 3rd in at-bats (11,988) and walks (1,845), 6th in total bases (5,539) and doubles (646), 7th in hits (3,419), and 10th in RBI (1,844). In September 2013, the Red Sox erected a statue in his likeness outside

Fenway Park, the third statue created by the club.

Special Assignment Instructors




Jim Rice

Jim returns as a special organizational instructor in 2017, his 45th season with the Red Sox. He spent 6 years as Boston's big league hitting coach from 1995-2000 after 3 seasons as a roving minor league hitting instructor. He also appears as an analyst on NESN's broadcast team. Rice was elected to the National Baseball Hall of Fame in 2009 and was part of the Red Sox Hall of Fame's inaugural 1995 class.

The 8-time All-Star hit .298 with 382 homers, 2,452 hits, 373 doubles, and 79 triples in 2,089 games, all for the Red Sox from 1974-89. He is the only player ever to have 3 straight 35-homer, 200-hit years (1977-79). The club's No. 1 draft pick in 1971, Rice helped Boston to the 1975 AL pennant as a rookie. In 1978, he was the American League MVP, leading the majors with 213 hits, 46 homers, 139 RBI, 15 triples, 406 total bases, and a .600 slugging pct. He helped Boston to the AL pennant and finished 3rd in MVP voting in 1986.

Rice is the only AL player since 1937 with 400 total bases in a single season and the only player ever to lead either league outright in homers, triples and RBI. He led the AL in total bases 3 straight years (1977-79), tying for the AL record. Jim and his wife, Corine, are the parents of Chauncy Brandon and Carissa Jacinda.



Luis Tiant

Luis is a special assignment instructor once again in 2017. He rejoined the Red Sox organization in 2002 as pitching coach for Short-A Lowell. A clutch performer in 8 seasons in Boston from 1971-78, "El Tiantito" compiled a 122-81 record and a 3.36 ERA for the club and was inducted into the Red Sox Hall of Fame in 1997. During Boston's 1975 pennant run, he beat Oakland with a 3-hitter in the 1st game of the ALCS, shut out Cincinnati in the 1st game of the World Series, and defeated the Reds again in Game 4 with a 163-pitch complete game. His final Red Sox outing, a 2-hitter on October 1, 1978, set up a 1-game playoff vs. the Yankees.

The Cuban-born Tiant went 229-172 with a 3.30 ERA and 2,416 K's in 19 major league seasons with the Indians (1964-69), Twins (1970), Red Sox, Yankees (1979-80), Pirates (1981), and Angels (1982). The 3-time All-Star had 4 seasons with 20+ wins, 3 years with 200+ strikeouts, and led the AL in ERA twice and in shutouts 3 times. He served as pitching coach in the Dodgers (1992-95) and White Sox (1997) systems and was Nicaragua's pitching coach in the 1996 Olympics in Atlanta. He spent 1998-2001 as head coach for Division III Savannah (GA) College of Art and Design. Luis and his wife, Maria, have 3 children: Luis Jr., Isabel, and Daniel.

2016 June Draft

Rd	Name	Pos.	School	Hometown
1	Jason Groome	LHP	Barnegat High School	Barnegat, NJ
2	CJ Chatham	SS	Florida Atlantic University	Ft. Lauderdale, FL
3	Shaun Anderson	RHP	University of Florida	Coral Springs, FL
4	Bobby Dalbec	3B	University of Arizona	Parker, CO
5	Mike Shawaryn	RHP	University of Maryland	Carneys Point, NJ
6	Steve Nogosek	RHP	University of Oregon	Roseville, CA
7	Ryan Scott	OF	Univ. of Arkansas at Little Rock	North Little Rock, AR
8	Alan Marrero	C	Colegio de Estudios Individualizados	Bayamon, PR
9	Matt McLean	CF	University of Texas at Arlington	Plano, TX
10	Santiago Espinal	SS	Miami Dade College	Santiago, DR
11	Nick Quintana	SS	Arbor View High School	Las Vegas, NV
12	Matthew Gorst	RHP	Georgia Institute of Technology	Alpharetta, GA
13	Brady Bramlett	RHP	University of Mississippi	Bartlett, TN
14	Robby Sexton	LHP	Wright State University	Pataskala, OH
15	Michael Wilson	SS	Colonia High School	Colonia, NJ
16	Alberto Schmidt	C	Colegio Angel David High School	Juana Diaz, PR
17	Nick Sciortino	C	Boston College	Barrington, NJ
18	Trevor Stephan	RHP	Hill College	Magnolia, TX
19	Kyle Hart	LHP	Indiana University	Cincinnati, OH
20	Nick Lovullo	SS	College of the Holy Cross	Thousand Oaks, CA
21	Beau Capanna	SS	Bishop Gorman High School	Las Vegas, NV
22	Granger Studdard	OF	Texas State University	Buda, TX
23	Juan Carlos Abreu	CF	Winter Springs High School	Casselberry, FL
24	Hunter Smith	RHP	Univ. of North Carolina at Greensboro	Whiteville, NC
25	Francisco Lopez Soto	RHP	Allen Community College	Carolina, PR
26	Jared Oliver	RHP	Truett-McConnell College	Lula, GA
27	Vince Arobio	RHP	University of the Pacific	Burlingame, CA
28	Jordan Scheftz	RHP	Saddleback College	Irvine, CA
29	Cam Shepherd	SS	Peachtree Ridge High School	Duluth, GA
30	Tyler Fitzgerald	SS	Rochester High School	Rochester, IL
31	Christian Jones	OF	Federal Way High School	Federal Way, WA
32	Jeff Belge	LHP	Henninger High School	Syracuse, NY
33	Chad Hardy	CF	Paris Junior College	McKinney, TX
34	Aaron McGarity	RHP	Virginia Tech University	Richmond, VA
35	John Rave	CF	Central Catholic High School	Bloomington, IL
36	Jordan Wren	OF	Georgia Southern University	Peachtree City, GA
37	Carter Aldrete	SS	Monterey High School	Monterey, CA
38	Austin Bergner	RHP	Windermere Preparatory School	Windermere, FL
39	Jake Wilson	CF	Nottawasaga Pines Secondary School	Ontario, Canada
40	Carter Henry	RHP	Port Neches-Groves High School	Port Neches, TX

Players in **bold** signed with the Red Sox

2016 Minor League Leaders

2016 Final Organizational Results

TEAM	LEAGUE	W	L	PCT.	MANAGER
Pawtucket (AAA)	International	74	68	.521	Kevin Boles
Portland (AA)	Eastern	55	84	.396	Carlos Febles
Salem (High-A)	Carolina	87	52	.626	Joe Oliver
Greenville (A)	South Atlantic	70	69	.504	Darren Fenster
Lowell (Short-A)	New York-Penn	47	29	.618	Iggy Suarez
Gulf Coast (Rookie)	Gulf Coast	33	28	.541	Tom Kotchman

Red Sox Minor League Batting Leaders

BATTER	TEAM	AVG	G	AB	R	H	HR	RBI
Hill, Tyler	LOW	.332	61	232	43	77	4	38
Tavarez, Aneury	POR	.330	111	400	59	132	7	47
Dubon, Mauricio	SAL/POR	.323	124	486	101	157	6	69
Benintendi, Andrew	SAL/POR	.312	97	372	70	116	9	76
Barriento, Juan	GCL	.298	49	178	21	53	2	21
Moncada, Yoan	SAL/POR	.294	106	405	94	119	15	62
Mars, Danny	SAL	.293	108	409	60	120	2	54
Monge, Joseph	GRE/SAL	.293	116	471	66	138	7	49
Cedrola, Lorenzo	LOW	.290	53	214	33	62	2	21
Tovar, Carlos	LOW	.287	58	209	28	60	2	28

Home Runs

Marrero, Chris	PAW	23
Ockimey, Josh	GRE	18
Washington, Kyri	GRE	16
Moncada, Yoan	SAL/POR	15
Decker, Cody	POR	14

Stolen Bases

Moncada, Yoan	SAL/POR	45
Mars, Danny	SAL	31
Dubon, Mauricio	SAL/POR	30
Hudson, Bryan	SAL	26
Meyers, Mike	SAL	26

RBI

Longhi, Nick	SAL	77
Benintendi, Andrew	SAL/POR	76
Washington, Kyri	GRE	73
Devers, Rafael	SAL	71
Marrero, Chris	PAW	71

Team Batting

TEAM	AVG	AB	R	H	HR	BB	SO	SB	CS
Salem	.274	4665	694	1280	51	495	1031	241	69
Lowell	.270	2525	370	683	39	237	538	51	40
Portland	.262	4580	579	1200	94	394	926	73	65
Pawtucket	.254	4721	541	1198	94	368	993	93	36
Greenville	.248	4596	620	1141	104	496	1236	127	67
GCL Red Sox	.237	2020	218	479	14	163	447	33	21

Red Sox Minor League Pitching Leaders

PITCHER	TEAM	W-L	ERA	IP	H	BB	SO
Requena, Hildemaro	GCL	3-4	2.35	65.0	57	6	52
Garcia, Victor	GCL	2-4	2.68	53.2	45	21	39
Haley, Justin	PAW	13-10	3.01	146.2	119	45	126
Gonzalez, Daniel	GCL	9-6	3.13	123.2	118	25	102
Owens, Henry	PAW	10-7	3.53	137.2	107	81	135
Kent, Matt	SAL	10-7	3.54	168.0	180	37	125
Elias, Roenis	PAW	10-5	3.60	125.0	115	57	113
Raudes, Roniel	GRE	11-6	3.65	113.1	112	23	104
Ball, Trey	SAL	8-6	3.84	117.1	121	68	86
Beeks, Jalen	POR	9-8	3.87	132.2	139	52	111

Wins

Boyd, Logan	GRE	14
Haley, Justin	PAW	13
Raudes, Roniel	GRE	11

*4 others tied at 10

Strikeouts

Atkins, Mitch	POR	151
Owens, Henry	PAW	135
Haley, Justin	PAW	126
Kent, Matt	SAL	125
Elias, Roenis	PAW	113

Saves

Poyner, Bobby	GRE/SAL	15
Diaz, Victor	GRE	10
Hembree, Heath	PAW	8
Lecler, Anyelo	SAL	8
Taylor, Ben	POR	8

Team Pitching

Team	W-L	ERA	H	CG	SHO	SV	HR	BB	SO
Lowell	47-29	3.29	584	0	7	22	34	273	597
Pawtucket	74-68	3.36	1100	5	17	39	115	447	1100
GCL Red Sox	33-28	3.45	494	0	8	17	21	177	503
Greenville	70-69	3.82	1200	1	8	45	77	358	1128
Salem	87-52	4.05	1157	4	6	42	79	527	1047
Portland	55-84	4.49	1205	9	9	20	114	507	1040

2016 Minor League Award Winners

Red Sox Minor League Award Winners

Pitcher of the Year	RHP Roniel Raudes, Greenville
Offensive Player of the Year	INF Yoan Moncada, Salem/Portland
Defensive Player of the Year	3B Rafael Devers, Salem
Base Runner of the Year	SS Mauricio Dubon, Salem/Portland
Latin Program Pitcher of the Year	RHP Ritzi Mendoza, DSL Red Sox 1
Latin Program Player of the Year	INF/OF Pedro Castellanos, DSL Red Sox 2
Lou Gorman Award	LHP Robby Scott, Pawtucket

Red Sox Minor League Monthly Award Winners

Hitter	APRIL	MAY	JUNE
Starting Pitcher	OF Andrew Benintendi, SAL/POR	OF Joseph Monge, GRE/SAL	OF Kyri Washington, GRE
Relief Pitcher	RHP Teddy Stankiewicz, POR	LHP Trey Ball, SAL	RHP Roniel Raudes, GRE
Defensive Player	LHP Bobby Poyner, GRE/SAL	RHP Ben Taylor, SAL/POR	RHP Pat Light, PAW
Base Runner	3B Rafael Devers, SAL	OF Tate Matheny, GRE	SS Marco Hernandez, POR
Base Stealer	1B Sam Travis, PAW	OF Danny Mars, SAL	OF Mike Meyers, SAL
	INF Yoan Moncada, SAL/POR	SS Mauricio Dubon, SAL/POR	2B Everlouis Lozada, DSL2
Hitter	JULY	AUGUST/SEPTEMBER	
Starting Pitcher	OF Tyler Hill, LOW	3B Bobby Dalbec, LOW	
Relief Pitcher	RHP Michael Kopech, LOW/SAL	RHP Roniel Raudes, GRE	
Defensive Player	LHP Robby Scott, PAW	RHP Victor Diaz, GRE	
Base Runner	C Austin Rei, SAL	OF Lorenzo Cedrola, LOW	
Base Stealer	SS Mauricio Dubon, SAL/POR	SS Yeison Coca, DSL2	
	OF Luis Alexander Basabe, GRE/SAL	OF Joseph Monge, GRE/SAL	

Minor League Mid-Season All-Stars

PAWTUCKET (International Lg.) 1B/OF Chris Marrero RHP Sean O'Sullivan OF Aneury Tavarez	PORTLAND (Eastern Lg.) LHP Williams Jerez INF Jake Romanski	SALEM (Carolina Lg.) INF Mauricio Dubon INF Yoan Moncada INF Mitchell Gonsolus	GREENVILLE (South Atlantic Lg.) INF Luis Alejandro Basabe RHP Jake Cosart OF Matt McLean RHP Anyelo Lederer OF Tate Matheny INF Josh Ockimey RHP Roniel Raudes INF Austin Rei	LOWELL (New York-Penn Lg.) OF Tyler Hill RHP Algenis Martinez INF Carlos Tovar
--	---	---	---	---

Minor League Year-End All-Stars

PAWTUCKET (International League) 1B/OF Chris Marrero	PORTLAND (Eastern League) OF Aneury Tavarez	SALEM (Carolina League) 3B Rafael Devers INF Yoan Moncada	GREENVILLE (South Atlantic League) INF Luis Alejandro Basabe OF Tate Matheny
---	--	---	--

Minor League Pitchers and Players Of The Week

PAWTUCKET (International League) RHP Sean O'Sullivan, 6/20-26 1B/OF Chris Marrero, 7/4-10	PORTLAND (Eastern League) OF Andrew Benintendi, 4/25-5/1 INF Yoan Moncada, 5/2-8 RHP Keith Couch, 7/4-10 OF Andrew Benintendi, 7/25-31 RHP Teddy Stankiewicz, 8/1-7	SALEM (Carolina League) LHP Trey Ball, 6/20-26 LHP Daniel McGrath, 8/15-21 RHP Michael Kopech, 8/22-28
---	--	---

GREENVILLE
(South Atlantic League)
INF Mitchell Gonsolus, 5/9-15
RHP Jose Almonte, 5/23-29
OF Luis Alexander Basabe, 7/11-17
LHP Logan Boyd, 7/18-24

LOWELL
(New York-Penn League)
3B Bobby Dalbec, 8/15-21
3B Bobby Dalbec, 8/22-28
RHP Daniel Zandona, 8/22-28

All-Star Futures Game

Red Sox prospects **OF Andrew Benintendi** and **2B Yoan Moncada** were selected to play in the SiriusXM All-Star Futures Game on 7/10 at Petco Park in San Diego, CA. Benintendi (0-for-3) started in center field for the U.S. team and Moncada started at second base for the World team. Named the Futures Game's MVP, Moncada was 2-for-5 with a 2-run home run in the World's 11-3 win over the U.S. team.



PAWTUCKET RED SOX

International League - Triple-A
McCoy Stadium, Ben Mondor Way, Pawtucket, RI 02860

President.....	Dr. Charles A. Steinberg
Vice President and General Manager.....	Dan Rea
Vice President of Public Relations.....	Bill Wanless
Manager.....	Kevin Boles
Pitching Coach.....	Bob Kipper
Hitting Coach.....	Rich Gedman
Coach.....	Bruce Crabbe
Athletic Trainer.....	Eric Velazquez
Strength and Conditioning Coach.....	Kirby Retzer
Stadium (First Season/Capacity).....	McCoy Stadium (1942/10,031)
Media Relations Telephone/Fax.....	(401) 724-7305 / (401) 724-2140



Kevin Boles, Manager

OPENING DAY AGE: 42

BORN: January 16, 1975 in Chicago, IL

RESIDES: Northport, WA

MINOR LEAGUE MANAGERIAL RECORD: 1,009-1,004 (.501)

Kevin enters his 4th season as Pawtucket's manager. He led the PawSox to the International League Championship in 2014 and previously spent 3 seasons as manager of the Sea Dogs from 2011-13. He earned his 1,000th managerial win on 8/15/16. In 2015, he served as bench coach for the International League team in the Triple-A All-Star Game held in Omaha, NE and during the offseason that same year, he served as manager for the Perth Heat of the Australian Baseball League. He also served as bench coach for the Bravos de Margarita of the Venezuelan Winter League in the 2013 offseason and previously skippered the Sydney Blue Sox of the Australian Baseball League to a postseason berth in the 2011 offseason. Kevin represented the World Team as a coach for the ABL's All-Star Game in 2011 and served as manager for the North Shore Honu of the Hawaiian Winter League in 2008. Kevin led Single-A Salem to a 73-65 record in 2010, 2nd place in the Carolina League's Southern Division, and spent 2008-09 at the helm of Greenville leading the Drive to a 1st-half division title in 2009. That year he was selected to manage the South Atlantic League's Southern Division All-Star Team.

Kevin spent 2006 and 2007 as manager of the Fort Myers Miracle, a Single-A affiliate of the Minnesota Twins. He also served as a manager in the Twins system with Single-A Beloit in 2005 and Single-A Quad City in 2004. Prior to joining the Twins, he skippered Kansas City's Rookie-Level Arizona Royals in 2003 and served as a coach with the Gulf Coast League Royals in 2002. He managed Florida's Short-A Utica Blue Sox in 2001 after making his professional managerial debut with the GCL Marlins in 2000, a team he led to a division title.

Kevin was selected by the Cubs in the 42nd round of the 1998 June Draft out of the University of South Florida, where he received a bachelor's degree in communications. His father, John Boles, managed the Marlins in 1996 and from 1999-2001.

Boles' Career Managerial Record

YEAR	CLUB	LEAGUE	W	L	PCT.	DIV.	PLAYOFFS
2000	Marlins	Gulf Coast (R)	40	20	.667	(1st)	lost to GCL Yankees in 1-game playoff
2001	Utica	New York-Penn (A)	27	47	.365	(5th)	
2003	Royals	Arizona (R)	32	22	.593	(3rd)	
2004	Quad City	Midwest (A)	68	68	.500	(6th/4th)	lost to Wisconsin, 2-1 in quarter-finals lost to Dunedin, 2-1 in semi-final
2005	Beloit	Midwest (A)	69	71	.493	(6th/T-2nd)	
2006	Ft. Myers	Florida State (A)	80	60	.571	(T-1st/1st)	
2007	Ft. Myers	Florida State (A)	70	70	.500	(5th/4th)	
2008	Greenville	South Atlantic (A)	70	69	.504	(4th/7th)	def. Asheville, 2-0 in semi-finals; lost to Lakewood, 3-1 in finals
2009	Greenville	South Atlantic (A)	73	65	.529	(1st/4th)	
2010	Salem	Carolina (A)	73	65	.529	(2nd/4th)	
2011	Portland	Eastern (AA)	59	83	.415	(6th)	def. Syracuse 3-0 in semi-finals; def. Durham 3-2 in finals
2012	Portland	Eastern (AA)	68	73	.482	(5th)	
2013	Portland	Eastern (AA)	68	73	.482	(4th)	
2014	Pawtucket	International (AAA)	79	65	.549	(2nd)	
2015	Pawtucket	International (AAA)	59	85	.410	(6th)	
2016	Pawtucket	International (AAA)	74	68	.521	(3rd)	
Career Totals (16 years)			1,009	1,004	.501		

Pawtucket Red Sox, Continued



Bob Kipper, Pitching Coach

OPENING DAY AGE: 52

BORN: July 8, 1964 in Aurora, IL

RESIDES: Greer, SC

Bob begins his 3rd year as Pawtucket's pitching coach. He previously served as Portland's pitching coach from 2010-14 as well as from 2003-04, and he served as the Greenville Drive's pitching coach from 2005-06 and from 2008-09. In 2009, he joined the Drive's coaching staff on the South Atlantic League All-Star Game roster and was named to the league's year-end All-Star team after guiding his hurlers to a 3.80 ERA. He served as pitching coach in Lancaster in 2007 helping the JetHawks to the California League's best record.

Previously, Kipper served as Boston's bullpen coach in 2002 and spent time at the major league level as Boston's interim bullpen coach in August and September of 2015. He was also a pitching coach in the Red Sox farm system with Augusta from 2000-01 and with Lowell in 1999. He spent 3 years from 1996-98 as the pitching coach for Winnipeg of the independent Northern League after beginning his coaching career with the Evansville Otters of the independent Frontier League in 1995.

The 8th overall pick in the 1982 June Draft by California, he was 27-37 with 11 saves and a 4.34 ERA in 271 games (45 starts) over 8 big league seasons for the Angels (1985), Pirates (1985-91), and Twins (1992).

Bob and his wife, Kristin, have 2 daughters, Kaylyn (23) and Kendal (19).



Rich Gedman, Hitting Coach

OPENING DAY AGE: 57

BORN: September 26, 1959 in Worcester, MA

RESIDES: Framingham, MA

Rich enters his 3rd season as hitting coach for Pawtucket after serving in the same capacity with the Sea Dogs (2013-14), the Salem Red Sox (2012), and the Lowell Spinners (2011). He served as manager of the independent Can-Am League's Worcester Tornadoes for 6 seasons from 2005-10, and prior to that acted as bench coach for the Can-Am League's North Shore Spirit.

A former catcher, Rich signed with Boston as a non-drafted free agent in 1977 and played 13 major league seasons with the Red Sox (1980-90), Astros (1990), and Cardinals (1991-92). A career .252 hitter with 88 home runs and 382 RBI, he earned a pair of All-Star selections in 1985 and 1986. He served as catcher during Boston's AL pennant run in 1986 and caught Roger Clemens' 20-strikeout game on 4/29 of that season.

Rich and his wife, Sherry, have three children; Michael, Marissa, and Matthew.



Bruce Crabbe, Coach

OPENING DAY AGE: 55

BORN: February 14, 1962 in Louisville, KY

RESIDES: Orlando, FL

Bruce enters his 13th year in the Red Sox organization and his 4th year as a coach with Pawtucket after 10 campaigns as a minor league manager. He previously skippered in Boston's farm system for the Lowell Spinners in 2006, 2010, and 2012-13 and the Salem Red Sox in 2011. He also spent 4 seasons from 2006-09 as Boston's minor league infield coordinator. His tenure with the Red Sox began as hitting coach for the Wilmington Blue Rocks in 2005.

Bruce spent 7 years with the Texas Rangers from 1998-2004, the last 3 as a hitting and infield coach for Triple-A Oklahoma. From 1998-2001, he served dual roles as a Triple-A Coach and Single-A Pulaski's manager. In 1999, he led Pulaski to the best record in the Appalachian League and was named Manager of the Year. Crabbe spent 1995-97 as the manager, director of player development and scouting, and infield coach for the Colorado Silver Bullets, a professional women's baseball team.

Bruce played professionally in the Cubs, Blue Jays, and Braves systems from 1984-92 after attending the University of Florida, where he was an All-American selection in 1984. He holds a bachelor's degree in liberal arts.



Eric Velazquez, Athletic Trainer

Eric enters his 1st season as trainer in Pawtucket after serving as athletic trainer Portland in 2015 and with the New York Mets Single-A affiliate Savannah from 2013-14. He began his work with the Mets as the head athletic trainer at their Dominican Republic Academy in 2010 and also served as the Mets' Latin American Medical Coordinator (2011) and as an athletic trainer for the Short-A Brooklyn Cyclones (2012-13). Eric received his bachelor's degree in exercise biology from the University of California, Davis and his master's in athletic training from Stephen F. Austin University. He has worked for the Arizona Fall League (2012) and Venezuelan Winter League (2014-15) and was a part of the Dominican Winter League National Championship and Caribbean

Series during the 2011 season with Leones de Escogido.



Kirby Retzer, Strength and Conditioning Coach

Kirby begins his 2nd season as Pawtucket's strength and conditioning coach. He previously served in the same capacity for the Minnesota Twins Rookie-level Gulf Coast League affiliate from 2014-15. During his time in the Twins organization he was also the assistant rehab strength and conditioning coach. Prior to his time with the GCL Twins, Kirby completed internship programs with both current Red Sox strength and conditioning coach Mike Roose and former Red Sox strength and conditioning consultant Mike Boyle. From 2014-15, he was an assistant on the strength and conditioning staff at his alma matter, Florida Gulf Coast University, where he was responsible for their baseball and men's golf team.

2016 Pawtucket Red Sox Season in Review

Record: 74-68, 3rd, 16.5 GB (North Division)

In his 3rd year at the helm of the PawSox, manager **Kevin Boles** led Pawtucket to a 74-68 finish, 3rd in the International League North Division, and saw 18 of his players contribute with the Red Sox at the major league level, excluding rehab assignments. Club hurlers combined for a 3.36 ERA, 3rd in the IL and 2nd among Sox minor league teams.

A mid- and post-season All-Star, **1B/OF Chris Marrero** hit .284 (139-for-490) and ranked among IL leaders in XBH (55, T-2nd), HR (23, 4th), RBI (71, 4th) and SLG (.494, 4th). Marrero was the Triple-A Home Run Derby winner and took home the league's All-Star Game Top Star award, going 1-for-2 with a solo HR in the International League's All-Star win over the Pacific Coast League.

Also named a mid-season All-Star, **RHP Sean O'Sullivan** finished 9-6 with a 4.02 ERA in 19 starts for Pawtucket. O'Sullivan, who had 2 major league stints with Boston, walked 27 and struck out 85.

RHP Justin Haley was 8-6 with a 3.59 ERA for the PawSox. Between Pawtucket and Double-A Portland, Haley ranked among Red Sox organizational leaders in ERA (3rd; 3.01, 49 ER/146.2 IP), wins (2nd, 13), and strikeouts (3rd, 126) between the two clubs.

RHP Heath Hembree posted a 0.68 ERA (1 ER/13.1 IP) with 22 strikeouts in 13 appearances. He converted all 8 of his save opportunities, tied for 3rd-most saves in the Red Sox minor league system, before his 4th and final recall to Boston on 9/5.

OF Ryan LaMarre ranked among PawSox leaders with 44 runs (3rd), 10 HR (3rd), and 41 RBI (2nd). He finished the season with a .303 AVG (96-for-317) and 15 doubles over 86 games for Pawtucket.

INF Marco Hernandez hit .309 (69-for-223) with 26 runs, 7 doubles, 4 triples, 5 HR, 29 RBI, and 4 stolen bases in 57 games for Pawtucket before being recalled to Boston on 8/25 for his 5th and final time.

LHP Henry Owens was 10-7 with a 3.53 ERA (54 ER/137.2 IP) and a .217 opponent AVG in 24 starts with the PawSox this season, striking out 135 batters and walking 81. In his final 7 outings, he went 4-2 with a 1.96 ERA (9 ER/41.1 IP) and 48 strikeouts against 18 walks and was recalled to Boston on 9/9 for his 3rd stint with the big league club. Owens ranked among IL leaders in strikeouts (4th) and opponent AVG (T-5th).

LHP Roenis Elias went 10-5 in 21 appearances (19 starts) for Pawtucket, tying Owens for the club lead in wins. He ended the year with a 1.38 WHIP, a 1.98 SO/BB ratio (113 SO/57 BB), and a .250 opponent AVG.

LHP Robby Scott was 4-3 with a 2.54 ERA (22 ER/78.0 IP), a 0.91 WHIP, and 73 strikeouts compared to 14 walks over 32 appearances (6 starts) for the PawSox. Named the Lou Gorman Award winner for 2016, Scott made his major league debut on 9/2 in Oakland at the age of 27, more than 5 years after the Red Sox purchased his contract from the independent Yuma Scorpions.

Pawtucket Red Sox, Continued

2016 Batting and Pitching Statistics

PLAYER	AVG	G	AB	R	H	2B	3B	HR	RBI	SH	SF	HP	BB	SO	SB	CS	E
Bethea, Danny	.000	1	4	0	0	0	0	0	0	0	0	0	0	1	0	0	0
Boesch, Brennan	.221	38	145	15	32	6	0	4	15	0	3	1	9	24	2	1	1
Brentz, Bryce	.250	54	204	16	51	17	1	4	21	0	0	0	8	52	2	0	2
Butler, Dan	.308	48	146	14	45	12	0	3	16	1	0	2	20	34	0	0	0
Castillo, Rusney	.263	103	395	55	104	20	5	2	34	2	4	4	24	68	9	3	3
Court, Ryan	.279	18	61	8	17	3	1	0	7	0	1	0	5	8	1	1	3
Coyle, Sean	.125	24	72	6	9	1	0	2	4	2	0	0	6	30	1	0	3
Craig, Allen	.173	22	75	5	13	3	1	1	6	0	1	1	7	16	0	0	0
Dominguez, Chris	.241	77	278	35	67	12	2	13	39	0	5	4	11	70	7	3	5
Hanigan, Ryan	.200	8	25	2	5	1	0	0	3	0	1	2	3	7	0	0	0
Hernandez, Marco	.309	57	223	26	69	7	4	5	29	1	1	0	12	51	4	2	2
Holt, Brock	.320	8	25	2	8	2	0	0	2	0	0	0	5	5	0	0	1
LaMarre, Ryan	.303	86	317	44	96	15	0	10	41	0	5	8	28	80	17	6	2
Leon, Sandy	.243	36	115	12	28	3	1	2	13	0	2	2	11	24	0	0	1
Marrero, Chris	.284	131	490	63	139	30	2	23	71	0	6	2	46	85	0	0	5
Marrero, Deven	.198	96	363	30	72	11	1	1	27	0	2	1	22	90	10	3	14
Maxwell, Justin	.219	61	219	26	48	7	0	5	25	1	3	5	25	61	4	4	0
Miller, Mike	.228	90	312	38	71	13	1	1	20	5	2	3	27	40	12	4	3
Ramos, Henry	.247	57	190	18	47	8	3	5	29	2	5	1	11	44	4	2	2
Rosario, Rainer	.000	2	7	0	0	0	0	0	1	0	0	0	1	3	1	0	0
Rutledge, Josh	.316	5	19	3	6	2	0	0	0	0	0	0	1	4	1	0	0
Solis, Ali	.270	13	37	1	10	1	0	1	5	0	2	0	1	5	0	0	0
Sturgeon, Cole	.333	2	9	2	3	2	0	0	1	0	0	0	0	1	0	0	0
Swihart, Blake	.243	29	103	13	25	4	0	1	8	0	2	0	17	17	2	1	3
Tavarez, Aneury	.200	5	15	0	3	0	0	0	0	0	0	0	1	3	2	0	0
Travis, Sam	.272	47	173	26	47	10	0	6	29	0	1	1	15	40	1	0	7
Vazquez, Christian	.270	42	152	19	41	9	0	2	16	0	1	3	15	31	2	0	4
Vinicio, Jose	.269	48	167	17	45	4	3	1	13	5	0	1	5	34	6	2	8
Witte, Jantzen	.258	100	357	43	92	29	1	2	25	0	1	6	31	58	5	4	5
Young, Chris	.217	7	23	2	5	2	0	0	2	0	0	1	1	7	0	0	0
Totals	.254	142	4721	541	1198	234	26	94	502	19	48	48	368	993	93	36	84

PITCHER	W-L	ERA	G	GS	CG	SHO	SV	IP	H	R	ER	HR	HB	BB	SO	WP	BK
Atkins, Mitch	0-0	0.00	1	0	0	0	0	4.2	0	0	0	0	0	1	6	0	0
Couch, Keith	1-3	4.31	6	4	0	0	0	31.1	38	17	15	3	1	6	17	1	0
Cuevas, William	6-8	4.19	25	18	1	0	0	131.0	134	71	61	18	5	45	85	4	0
Elias, Roenis	10-5	3.60	21	19	1	0	0	125.0	115	56	50	10	6	57	113	2	1
Escobar, Edwin	0-0	0.00	3	1	0	0	0	7.0	6	3	0	0	1	1	2	0	0
Haley, Justin	8-6	3.59	15	14	1	1	0	85.1	70	34	34	8	2	26	67	1	0
Hembree, Heath	0-0	0.68	13	0	0	0	8	13.1	6	1	1	0	0	3	22	0	0
Janssen, Casey	0-0	2.35	6	0	0	0	0	7.2	4	2	2	1	0	3	4	0	0
Johnson, Brian	5-6	4.09	15	15	0	0	0	77.0	74	38	35	9	1	36	54	2	1
Kelly, Joe	1-1	1.54	17	4	0	0	2	35.0	29	6	6	1	1	6	46	2	0
Kimbrel, Craig	0-0	0.00	1	1	0	0	0	0.1	1	0	0	0	0	1	0	0	0
Light, Pat	1-1	2.32	25	0	0	0	7	31.0	21	8	8	1	0	17	36	5	0
Maddox, Austin	1-0	1.93	3	0	0	0	0	4.2	4	1	1	1	0	1	2	0	0
Marban, Jorge	1-0	0.63	8	0	0	0	1	14.1	7	1	1	1	0	10	7	1	0
Martin, Kyle	3-4	3.38	36	0	0	0	6	66.2	58	25	25	5	6	21	78	8	0
McCarthy, Mike	0-1	16.20	1	1	0	0	0	3.1	9	7	6	1	0	2	0	0	0
Mendez, Roman	4-2	3.38	32	0	0	0	2	64.0	49	26	24	6	4	27	59	5	0
O'Sullivan, Sean	9-6	4.02	19	19	1	0	0	105.1	112	49	47	7	8	27	85	1	0
Owens, Henry	10-7	3.53	24	24	1	1	0	137.2	107	60	54	13	13	81	135	3	0
Ramirez, Noe	2-3	1.85	30	0	0	0	7	43.2	39	11	9	3	1	11	54	4	0
Rodriguez, Eduardo	0-4	3.88	7	7	0	0	0	38.0	33	15	13	6	1	7	24	0	0
Scott, Robby	4-3	2.54	32	6	0	0	0	78.0	57	22	22	9	4	14	73	3	0
Shepherd, Chandler	1-2	3.71	18	1	0	0	1	34.0	28	14	14	3	0	8	23	0	0
Varvaro, Anthony	3-2	2.83	18	0	0	0	1	28.2	21	10	9	2	0	13	31	4	0
Wilkerson, Aaron	4-2	2.44	9	8	0	0	0	48.0	41	18	13	5	4	11	54	0	1
Wright, Wesley	0-2	4.31	19	0	0	0	3	31.1	36	17	15	2	0	13	21	1	0
Ysla, Luis	0-0	0.00	1	0	0	0	1	1.0	1	0	0	0	0	0	2	0	0
Totals	74-68	3.36	142	142	5	17	39	1247.1	1100	512	465	115	59	447	1100	47	3



PORTLAND SEA DOGS

Eastern League - Double-A
Hadlock Field, 271 Park Avenue, Portland, ME 04102

President.....	Charlie Eshbach
Executive Vice President/General Manager.....	Geoff Iacuessia
Assistant General Manager/Director of Media Relations.....	Chris Cameron
Manager.....	Carlos Febles
Pitching Coach.....	Kevin Walker
Hitting Coach.....	Lee May Jr.
Coach.....	Mickey Jiang
Athletic Trainer.....	Scott Gallon
Strength and Conditioning Coach.....	Chris Messina
Stadium (First Season/Capacity).....	Hadlock Field (1994/7,368)
Media Relations Telephone/Fax.....	(207) 874-9300 / (207) 780-0317



Carlos Febles, Manager

OPENING DAY AGE: 40

BORN: May 24, 1976 in El Seibo, DR

RESIDES: La Romana, DR

MINOR LEAGUE MANAGERIAL RECORD: 335-430 (.438)

Carlos begins his 2nd season at the helm for Portland after managing for 2 seasons in Salem from 2014-15. Prior to that he skippered in Greenville from 2012-13 after making his managerial debut with the Lowell Spinners in 2011. He previously held positions as hitting coach with the Salem Red Sox (2009-10) and Lancaster JetHawks (2008) after making his professional coaching debut with Lowell in 2007. He led the JetHawks to California League-best marks in batting (.285), hits (1,423), and homers (154) in 2008.

The second baseman spent 6 seasons with the Kansas City Royals from 1998-2003, batting .250 with 24 home runs and 146 RBI. As a rookie in 1999, he set career highs in homers (10), RBI (53), and stolen bases (20), ranking among AL rookies in triples (1st, 9), OBP (2nd, .336), walks (2nd, 47), stolen bases (T-2nd), and runs (3rd, 71).

He played his final professional season for the Red Sox organization with Pawtucket in 2004, batting .257 (67-for-261) with 3 homers and 28 RBI in 68 games.

Carlos and his wife, Nedelin, have two children: Karla and Carlos, Jr.

Febles' Career Managerial Record

YEAR	CLUB	LEAGUE	W	L	PCT.	DIV.	PLAYOFFS
2011	Lowell	New York-Penn (A)	29	45	.392	(4th)	
2012	Greenville	South Atlantic (A)	66	73	.475	(6th)	
2013	Greenville	South Atlantic (A)	51	87	.370	(7th)	
2014	Salem	Carolina (A)	68	68	.500	(2nd/2nd)	lost to Myrtle Beach, 2-1 in semi-finals
2015	Salem	Carolina (A)	66	73	.475	(2nd/4th)	
2016	Portland	Eastern (AA)	55	84	.396	(6th)	
Career Totals (6 years)			335	430	.438		



Kevin Walker, Pitching Coach

OPENING DAY AGE: 40

BORN: September 20, 1976 in Irving, TX

RESIDES: Holtville, CA

Kevin enters his 3rd season as pitching coach for Portland after serving in that capacity for the Salem Red Sox (2011-14), the Greenville Drive (2010), and the Lowell Spinners (2009). In his professional coaching debut in 2009, Spinners hurlers led the New York-Penn League with 638 strikeouts and ranked 2nd with a franchise-best 2.96 ERA.

A left-handed pitcher, he compiled a 7-3 record and a 4.76 ERA in 122 career major league games for the San Diego Padres (2000-03), San Francisco Giants (2004), and Chicago White Sox (2005). A 6th-round selection by San Diego in the June 1995 draft, Kevin saw his first big league action with the Padres in 2000, going 7-1 with a 4.19 ERA in a career-high 70 outings, 2nd-most among major league rookies that year. His 14-year pro pitching career also included stints in the Texas Rangers (2006) and Colorado Rockies (2007) systems and 2 seasons with Camden of the independent Atlantic League (2007-08).

He and his wife, Aimee, live in Holtville, CA with their daughter, Kamryn (12), and son, Brady (11).

Portland Sea Dogs, Continued



Lee May Jr., Hitting Coach

OPENING DAY AGE: 47

BORN: May 30, 1968 in Cincinnati, OH

RESIDES: Goodyear, AZ.

Lee begins his 2nd season in the Red Sox organization as Portland's hitting coach after serving in the same capacity for Greenville in 2016. He previously served as minor league hitting coordinator in the Mariners organization from 2011-15.

Lee played 8 minor league seasons from 1986-93. He also coached in the Mets (1999) and Indians (2004-11) organizations.

Lee and his wife, Miriam, live in Goodyear, AZ.



Mickey Jiang, Coach

OPENING DAY AGE: 40

BORN: December 3, 1976 in Taipei, Taiwan

RESIDES: Taipei, Taiwan

Mickey enters his 1st full season as a coach for Portland after starting with the club in 2016. 2017 marks his 10th year with the Red Sox organization, where he has held a number of different roles including work as a consultant with International Scouting (2007-12). He has been coaching in the Red Sox minor league system since 2009.

A native of Taiwan, Mickey received his B.A. in International Trade from Tung-Hai

University in Taichung, Taiwan.

Mickey and his wife, Wendy, reside in Taipei, Taiwan.



Scott Gallon, Athletic Trainer

Scott, 39, enters his 2nd season as athletic trainer for Portland after spending 2016 in the same role with Lowell. He previously served as an athletic trainer at Boston College from 2012-15.

He spent 7 years as an associate head athletic trainer at The College of the Holy Cross, and was a graduate assistant athletic trainer at the University of Massachusetts-Amherst.

A certified and licensed member of the National Athletic Trainers' Association, he has interned with the Cape Cod Baseball League (1999 & 2000), Springfield Falcons (1999-2000), Sarasota Red Sox (2001), and New England Patriots (2001).

An Ashburnham, MA native, he received his B.S. in Athletic Training from Springfield College in 2000 and his M.S. in Exercise Science from the University of Massachusetts-Amherst in 2006.

Scott currently resides in North Andover, MA with his wife, Nancy.



Chris Messina, Strength and Conditioning Coach

Chris begins his 2nd season as strength and conditioning coach for Portland after serving in the same capacity in 2016. In the fall of 2016, he worked as the strength and conditioning coach for the Surprise Saguaros of the Arizona Fall League. He spent 2015 in the same role with Pittsburgh's Rookie-level Bristol Pirates and interned at Texas Christian University in the summer of 2014. Chris studied exercise science at State University of New York at Fredonia and received his M.S. in applied health physiology at Salisbury University in Maryland.

2016 Portland Sea Dogs Season in Review

Record: 55-84, 6th, 33.0 GB (Eastern Division)

In his 1st season managing Portland, **Carlos Febles'** Sea Dogs went 55-84 in the Eastern League's Northern Division.

Portland batters ranked 3rd among Red Sox minor league teams with a .262 batting average. They were 2nd in hits (1,200) and home runs (94) and 3rd in runs (94) and walks (394).

Named *Baseball America's* Minor League Player of the Year, **INF Yoan Moncada** finished 6th among Red Sox farmhands with a .294 batting average and 4th with 15 home runs while leading the organization with 45 steals in 57 attempts.

Moncada was promoted to Portland on 6/21 and played 45 games for the Sea Dogs before being selected to the major league roster on 9/2, combining to go 119-for-405 with 94 runs, 31 doubles, six triples, 15 HR, 62 RBI, and a .918 OPS over 106 minor league games between both teams.

He earned Red Sox Minor League Offensive Player of the Year honors for 2016 and hit .277 (49-for-177) for Portland with 6 doubles, 3 triples, 11 HR, 28 RBI, 37 runs scored, and 27 walks.

A mid- and post-season All-Star, **OF Aneury Tavarez** hit .335 (129-for-385) with 19 doubles, 13 triples, 7 HR, 47 RBI, 59 runs and 18 stolen bases in 105 games. The Sea Dogs MVP finished second in the EL in AVG and triples, 3rd in OBP (.379), and 4th in SLG (.506).

LHP Williams Jerez and **INF Jake Romanski** joined Tavarez as Mid-Season All-Stars representing the Sea Dogs. Jerez had a 4.17 ERA (34 ER/65.0 IP) with 65 strikeouts in 40 appearances for Portland. Romanski hit .308 (103-for-334) with a team-leading 22 doubles, 4 HR, 38 RBI, and 34 runs scored.

Named the Sea Dogs Pitcher of the Year, **RHP Keith Couch** was 9-5 with a 3.84 ERA (41 ER/96.0 IP) in 16 starts for Portland. He threw consecutive complete games from 7/2-7 and owns the Sea Dogs franchise record for career complete games with 7. He also ranks among Sea Dogs all-time leaders in wins (2nd, 28), winning percentage (7th, .737), IP (7th, 326), SO (8th, 220), and starts (8th, 48).

INF Ryan Court hit .277 (84-for-303), with 16 doubles, 3 triples, 4 HR, 39 RBI, 44 runs, and 49 walks in 85 games with Portland. Named the Sea Dogs 10th Player Award winner, Court saw time at third base (59 games), first base (11 games), second base (9 games), shortstop (5 games), and played 2 games in the outfield, committing only 7 errors in 295 total chances (.976).

RHP Mike McCarthy was named the Sea Dogs Citizen of the Year for the 3rd consecutive year, dedicating much of the season to community involvement. He continued the Sea Dogs' partnership with Baseball Miracles to host an equipment drive at Hadlock Field for underprivileged children and made frequent appearances at schools to talk about the importance of education. McCarthy was 0-2 with a 4.38 ERA (18 ER/37 IP) in 12 games with Portland, including 5 starts.

Portland Sea Dogs, Continued

2016 Batting and Pitching Statistics

PLAYER	AVG	G	AB	R	H	2B	3B	HR	RBI	SH	SF	HP	BB	SO	SB	CS	E
Benintendi, Andrew	.295	63	237	40	70	18	5	8	44	0	2	0	24	30	8	7	0
Bethea, Danny	.180	31	100	10	18	8	0	2	7	1	3	0	4	24	0	1	3
Betts, Jordan	.152	13	46	4	7	3	0	1	8	0	0	0	2	15	0	0	1
Brentz, Bryce	.200	12	40	5	8	2	0	1	3	0	0	1	7	14	1	0	1
Court, Ryan	.277	85	303	44	84	16	3	4	39	2	1	2	39	76	3	2	7
Coyle, Sean	.185	40	146	21	27	9	0	3	10	1	0	4	19	56	1	2	5
Decker, Cody	.232	63	233	39	54	14	1	14	37	0	5	3	16	79	1	1	0
Dubon, Mauricio	.339	62	251	48	85	20	6	6	40	2	2	3	11	36	6	3	8
Freiman, Nate	.277	90	311	39	86	17	2	11	60	0	9	5	43	68	0	2	2
Graggani, Reed	.250	2	8	1	2	1	0	0	0	0	0	0	0	0	0	0	0
Hanigan, Ryan	.333	2	6	0	2	0	0	0	1	0	0	0	2	1	0	0	0
Lin, Tzu-Wei	.223	108	372	39	83	10	5	2	27	4	1	0	34	55	10	7	20
Lovullo, Nick	.333	2	9	1	3	0	0	0	1	0	0	0	0	1	0	0	0
Madera, Chris	.000	1	5	0	0	0	0	0	0	0	0	0	0	0	0	0	0
Miller, Derek	.211	12	38	4	8	1	0	0	2	1	0	1	5	11	1	1	0
Miller, Mike	.217	6	23	3	5	2	0	0	3	0	1	0	2	1	1	0	2
Moncada, Yoan	.277	45	177	37	49	6	3	11	28	1	0	2	27	64	9	4	9
Ramos, Henry	.281	45	171	20	48	6	3	3	11	4	1	2	11	25	3	3	3
Ray, Jayce	.000	2	6	0	0	0	0	0	1	0	0	0	0	1	0	0	0
Rijo, Wendell	.186	51	177	18	33	11	0	1	12	2	1	1	13	46	2	4	9
Roberson, Tim	.247	65	223	22	55	15	0	4	18	0	0	2	15	60	0	0	3
Romanski, Jake	.308	90	334	34	103	22	0	4	38	2	4	2	15	47	0	3	5
Rosario, Rainer	.254	101	323	36	82	15	2	2	42	1	4	1	25	43	2	2	4
Solis, Ali	.145	20	62	3	9	1	0	1	8	0	2	0	6	11	0	1	3
Sturgeon, Cole	.267	117	427	36	114	18	4	6	40	2	0	5	23	61	6	9	4
Tavarez, Aneurly	.335	106	385	59	129	19	13	7	47	3	6	2	29	64	18	11	7
Vinicio, Jose	.230	22	61	6	14	0	0	1	4	4	1	0	3	9	1	2	6
Weems, Jordan	.119	22	67	4	8	1	0	0	1	0	1	0	11	24	0	0	3
Witte, Janzen	.359	11	39	6	14	1	0	2	7	0	1	0	8	4	0	0	1
Totals	.262	139	4580	579	1200	236	47	94	539	30	45	36	394	926	73	65	129

PITCHER	W-L	ERA	G	GS	CG	SHO	SV	IP	H	R	ER	HR	HB	BB	SO	WP	BK
Atkins, Mitch	6-7	4.48	30	20	0	0	2	126.2	134	68	63	15	10	41	145	2	1
Beeks, Jalen	5-4	4.68	13	13	0	0	0	65.1	72	37	34	6	2	28	56	5	1
Buttrey, Ty	1-9	4.44	33	9	0	0	0	79.0	80	52	39	6	7	46	52	5	1
Couch, Keith	9-5	3.84	16	16	3	1	0	96.0	98	47	41	7	4	31	56	2	0
Dahlstrand, Jacob	2-2	6.05	4	4	0	0	0	19.1	23	15	13	3	1	8	8	2	0
Drehoff, Jake	0-1	5.55	22	0	0	0	1	35.2	43	24	22	6	5	22	32	1	0
Grover, Taylor	2-5	5.00	21	0	0	0	0	45.0	53	34	25	5	2	16	42	0	0
Haley, Justin	5-4	2.20	12	12	1	1	0	61.1	49	15	15	1	2	19	59	0	1
Jerez, Williams	1-6	4.71	40	0	0	0	0	65.0	70	35	34	6	2	30	65	6	0
Maddox, Austin	2-3	3.96	23	2	0	0	0	38.2	29	21	17	3	0	16	38	2	0
McAvoy, Kevin	8-9	5.80	22	22	3	0	0	116.1	125	85	75	10	12	52	79	8	1
McCarthy, Mike	0-2	4.38	12	5	0	0	0	37.0	43	18	18	4	2	14	12	0	0
Mercedes, Simon	2-3	8.22	15	0	0	0	0	23.0	31	26	21	4	1	20	20	5	0
Quevedo, Heri	0-2	5.02	4	1	0	0	0	14.1	15	8	8	0	0	10	8	1	0
Shepherd, Chandler	1-1	1.80	22	0	0	0	6	30.0	14	8	6	3	0	10	39	1	0
Smith, Carson	0-0	0.00	2	0	0	0	0	1.2	0	0	0	0	0	0	2	0	0
Stankiewicz, Teddy	5-9	4.71	25	25	2	1	0	135.2	142	74	71	16	7	39	97	5	1
Taylor, Ben	1-0	3.44	21	0	0	0	5	34.0	28	13	13	4	1	12	42	1	0
Turley, Nik	1-2	4.29	20	2	0	0	2	35.2	26	20	17	3	2	28	48	9	1
Wilkerson, Aaron	2-1	1.83	8	8	0	0	0	44.1	28	10	9	2	0	14	48	0	0
Workman, Brandon	0-0	9.00	4	0	0	0	0	10.0	15	10	10	3	0	7	5	1	0
Wort, Rob	0-4	6.75	17	0	0	0	1	28.0	33	23	21	3	0	17	27	3	0
Ysla, Luis	2-5	4.07	39	0	0	0	3	55.1	54	28	25	4	2	27	60	1	1
Totals	55-84	4.49	139	139	9	9	20	1197.1	1205	671	597	114	62	507	1040	60	8



SALEM RED SOX

Carolina League - High-A
Salem Memorial Ballpark, 1004 Texas Street, Salem, VA 24153

General Manager	Ryan Shelton
Vice President/Assistant General Manager	Allen Lawrence
Director, Broadcasting and Media Relations	Evan Lepler
Manager	Joe Oliver
Pitching Coach	Paul Abbott
Hitting Coach	Nelson Paulino
Coaching Assistant	Reed Gragnani
Athletic Trainer	Nick Kuchwara
Stadium (First Season/Capacity)	LewisGale Field at Salem Memorial Ballpark (1995/5,503)
Media Relations Telephone/Fax	(540) 389-3333 / (540) 389-9710



Joe Oliver, Manager

OPENING DAY AGE: 51

BORN: July 24, 1965

RESIDES: Orlando, FL

MINOR LEAGUE MANAGERIAL RECORD: 161-129 (.555)

Joe enters his 2nd season at the helm for Salem in 2017. He previously served in the same capacity for Lowell from 2014-15. He made his managerial debut with the Spinners in 2014 as the club's 11th manager in franchise history.

A 12-year major league veteran, he was selected by the Cincinnati Reds in the 1983 June Draft. Joe made his major league debut in 1989, was a member of the 1990 World Series Champion Reds, and was named the Reds MVP in 1993. He also played with the Milwaukee Brewers (1995), Detroit Tigers (1998), Seattle Mariners (1998, 2000), Pittsburgh Pirates (1999), New York Yankees (2001), and the Boston Red Sox (2001).

After his retirement, Joe coached at the youth and high school level, most recently coaching varsity baseball at Boone High School in Orlando, FL after also spending time at Bishop Moore Catholic High School (2012) and Pine Castle Christian Academy (2002-11).

Joe and his wife of 31 years, Kim, have four children: Dejai (26), Karrah (24), Gavin (20), and Lauryl (19).

Oliver's Career Managerial Record

YEAR	CLUB	LEAGUE	W	L	PCT.	DIV.	PLAYOFFS
2014	Lowell	New York-Penn (A)	37	38	.493	(3rd)	
2015	Lowell	New York-Penn (A)	37	39	.487	(2nd)	
2016	Salem	Carolina (A)	87	52	.626	(1st/2nd)	lost to Myrtle Beach, 2-1 in semi-finals
Career Totals (3 years)			161	129	.555		



Paul Abbott, Pitching Coach

OPENING DAY AGE: 49

BORN: September 15, 1967 in Van Nuys, CA

RESIDES: Fullerton, CA

Paul enters his 3rd season as Salem's pitching coach after serving in the same capacity for Greenville (2013-14) and Lowell (2011-12). He previously spent 2 seasons with the independent Golden League's Orange County Flyers, serving as manager in 2010 and as pitching coach in 2009. He was also an assistant coach at Fullerton (CA) Junior College.

A right-handed pitcher, he played 20 seasons of professional ball from 1985-2005 and spent parts of 11 seasons in the major leagues with the Twins (1990-92), Indians (1993), Mariners (1998-2002), Royals (2003), Devil Rays (2004), and Phillies (2004). He was originally selected by Minnesota in the 3rd round of the 1985 draft and earned a career-high 17 victories during the Mariners' 116-win season in 2001.

Paul lives in Fullerton, CA and has 4 children: Lance (30), Trent (29), Chloe (19), and Reese (16).

Salem Red Sox, Continued



Nelson Paulino, Hitting Coach

OPENING DAY AGE: 44

BORN: January 28, 1973 in Salcedo, DR

RESIDES: San Pedro de Macoris, DR

Nelson returns for his 3rd season as hitting coach with Salem (also 2013) after serving in the same capacity for the Greenville Drive (2014-15), and the Lowell Spinners (2012). It marks his 20th consecutive year with the Red Sox after joining the organization in 1998. He previously served as hitting coach for Boston's Dominican Summer League club from 2008-11 and from 2001-02. Nelson was the DSL club's bench coach in 2007 and manager from 2003-06.

The switch-hitting infielder played 4 years in the Braves farm system from 1991-94, hitting .261 with 5 homers and 56 stolen bases in 306 career minor league games. Nelson and his wife, Neltkis Peguero, have 3 children: Angelina, Chrisberlin, and Nelson, Jr.



Nick Kuchwara, Athletic Trainer

Nick begins his 2nd season as athletic trainer for Salem after joining the staff in 2016. He worked in the same capacity for Lowell in 2015 as well as for Portland and Pawtucket. A Colorado resident, Nick received his B.S. in Athletic Training from Metropolitan State University of Denver in 2012 and went on to receive his M.S. in Exercise Science and Health Promotion with a concentration in Rehabilitation Sciences from California University of Pennsylvania in 2013.

2016 Salem Red Sox Season in Review

Record: 87-52, 1st, 5.0 GA (Southern Division) / 1st Half: 43-26, 1st, 7.5 GA / 2nd Half: 44-26, 2nd, 2.5 GB

In his 1st season with Salem, **Joe Oliver** led the Red Sox to a 1st-place finish in the Carolina League Southern Division at 87-52 and their 3rd playoff appearance in the last 4 seasons. The Sox fell to the Myrtle Beach Pelicans, 2-1, in the best-of-three Southern Division Championship Series.

The Sox led the Carolina League with a .274 batting average, 1st in the Red Sox minor league system, and also ranked 1st in the CL in triples (62) and stolen bases (241).

They led the Red Sox organization in runs (694), 2nd in the Carolina League, and were 2nd in the CL in total bases (1,843), doubles (286), and RBI (625), and 3rd in walks (495). Sox pitchers combined for a 4.05 ERA, 4th in the CL.

Named the Red Sox Minor League Defensive Player of the Year, **3B Rafael Devers** committed only 15 errors over 117 games (116 starts) at 3rd base with Salem, leading the Carolina League in fielding percentage (.960), total chances (377), putouts (104), and assists (258) at the position. A postseason All-Star, he hit .282 (142-for-503) in 128 games with 64 runs scored, 32 doubles, 8 triples, 11 HR, 71 RBI, and 18 stolen bases.

Devers played in a team-leading 128 games and led Salem minor leaguers in HR, also ranking 2nd in doubles and RBI and 3rd in triples.

A 2016 Carolina League Mid-Season All-Star, **SS Mauricio Dubon** hit .306 (72-for-235) with 11 doubles, 3 triples, 59 walks, 26 RBI and 24 stolen bases. Named the Red Sox Minor League Base Runner of the Year, he had 30 stolen bases (30-for-37), the third-most among Red Sox minor leaguers, over 124 total games between Salem (62) and Double-A Portland (62). In 486 at-bats between the two clubs, Dubon finished 3rd in the organization with a .323 AVG (157-for-486) and recorded 31 doubles, 9 triples, 6 HR, and 69 RBI.

Also a mid- and post-season All-Star, **INF Yoan Moncada** hit .307 (70-for-228) with 25 doubles, 3 triples, 4 HR, 34 RBI, and 45 walks in 61 games for Salem before being promoted to Double-A Portland on 6/21. Moncada was named the Red Sox Minor League Offensive Player of the Year and *Baseball America's* Minor League Player of the Year, the 1st Cuban native to earn the honors.

LHP Matt Kent started a team-leading 26 games for Salem. He was 10-7 with a 3.69 ERA (64 ER/156.0 IP), pacing the team in wins, strikeouts (120), and innings pitched. His 156.0 innings led the Carolina League. Kent also ranked among CL leaders in ERA (3rd), wins (3rd), games started (T-3rd), and strikeouts (T-4th).

RHP Mario Alcantara went 9-2 with a 3.16 ERA (28 ER/79.2 IP), walking 48 and striking out 68 in 32 games (1 start) for Salem.

OF Danny Mars hit .293 (120-for-409) with 18 doubles, 10 triples, 54 RBI, 36 walks, and 60 runs scored in 108 games for Salem. He led the CL in triples and ranked 5th in batting.

2016 Batting and Pitching Statistics

PLAYER	AVG	G	AB	R	H	2B	3B	HR	RBI	SH	SF	HP	BB	SO	SB	CS	E
Basabe, Luis Alexander	.364	5	22	5	8	2	1	0	1	1	0	0	0	3	0	0	0
Benintendi, Andrew	.341	34	135	30	46	13	7	1	32	15	0	2	3	9	8	2	1
Bethea, Danny	.250	1	4	0	1	1	0	0	1	0	0	0	0	1	0	0	0
Betts, Jordan	.241	77	270	31	65	24	1	4	42	28	2	3	0	67	1	1	5
Chavis, Michael	.160	7	25	5	4	0	0	0	1	2	0	0	0	7	1	0	1
Devers, Rafael	.282	128	503	64	142	32	8	11	71	40	0	2	1	94	18	6	15
Dubon, Mauricio	.306	62	235	53	72	11	3	0	29	33	7	3	0	25	24	4	14
Graggani, Reed	.244	22	86	11	21	2	1	1	7	12	2	1	0	20	0	0	1
Gunsolus, Mitchell	.043	7	23	1	1	1	0	0	2	6	1	0	0	5	1	0	0
Guzman, Franklin	.203	21	64	4	13	2	1	0	6	7	0	0	1	14	9	2	1
Hudson, Bryan	.269	83	249	45	67	12	2	0	26	59	3	1	1	60	26	6	2
Longhi, Nick	.282	124	471	56	133	40	3	2	77	50	2	9	3	106	2	3	1
Lopez, Deiner	.244	98	312	49	76	12	5	3	28	26	6	2	2	77	15	5	16
Mars, Danny	.293	108	409	60	120	18	10	2	54	36	2	4	4	84	31	13	5
Mesa, Carlos	.000	2	5	0	0	0	0	0	0	0	0	0	0	2	0	0	0
Meyers, Mike	.272	111	419	53	114	17	9	4	66	36	0	9	3	116	26	5	5
Moncada, Yoan	.307	61	228	57	70	25	3	4	34	45	3	3	5	60	36	8	11
Monge, Joseph	.274	79	329	45	90	19	4	4	36	23	2	1	6	81	19	8	2
Moore, Ben	.221	49	154	12	34	7	0	2	17	7	2	2	5	30	2	3	5
Procyshen, Jordan	.249	61	221	29	55	16	0	4	29	14	2	3	4	56	3	0	4
Ray, Jayce	.343	33	105	19	36	6	1	0	13	19	0	0	2	13	6	1	1
Rijo, Wendell	.270	11	37	9	10	2	0	0	3	6	2	1	0	11	2	0	0
Sermo, Jose	.292	59	212	38	62	17	2	8	35	18	0	5	1	59	10	2	4
Sopilka, David	.273	42	139	17	38	7	1	1	14	12	4	2	1	30	1	0	1
Watkins, J.T.	.250	2	8	1	2	0	0	0	1	0	0	0	0	1	0	0	0
Totals	.274	139	4665	694	1280	286	62	51	625	495	53	40	42	1031	241	69	111

PITCHER	W-L	ERA	G	GS	CG	SHO	SV	IP	H	R	ER	HR	HB	BB	SO	WP	BK
Alcantara, Mario	9-2	3.16	32	1	0	0	2	79.2	56	34	28	2	9	48	68	10	0
Ball, Trey	8-6	3.84	23	23	0	0	0	117.1	121	61	50	8	8	68	86	8	0
Beeks, Jalen	4-4	3.07	13	13	1	0	0	67.1	67	25	23	9	4	24	55	5	0
Betts, Jordan	0-0	0.00	2	0	0	0	1	2.0	0	0	0	0	0	4	2	0	0
Callahan, Jamie	5-3	3.29	36	0	0	0	7	65.2	53	30	24	1	4	38	63	4	0
Cosart, Jake	0-0	1.00	8	0	0	0	0	18.0	7	2	2	0	1	11	28	6	0
Drehoff, Jake	0-1	4.24	13	1	0	0	6	17.0	14	11	8	1	2	5	25	0	0
Fernandez, Jeffry	2-1	5.79	9	1	0	0	0	18.2	19	13	12	1	1	10	15	2	0
Grover, Taylor	1-1	2.67	17	0	0	0	3	30.1	25	9	9	1	1	9	31	1	0
Jimenez, Dedgar	2-3	6.35	9	9	0	0	0	39.2	52	33	28	1	5	21	14	2	0
Kelley, Trevor	0-0	0.00	1	0	0	0	0	2.0	0	0	0	0	0	3	0	0	0
Kent, Matt	10-7	3.69	26	26	1	0	0	156.0	171	70	64	4	14	33	120	4	0
Kopech, Michael	4-1	2.25	11	11	0	0	0	52.0	25	15	13	1	5	29	82	8	0
Lakins, Travis	6-3	5.93	19	18	0	0	0	91.0	111	65	60	8	5	36	79	5	1
Lau, Adam	3-0	4.35	5	0	0	0	0	10.1	4	5	5	1	3	6	10	2	1
Leclerc, Anyelo	4-3	4.04	14	9	0	0	0	55.2	56	27	25	6	3	23	43	2	3
Maddox, Austin	2-0	3.33	13	0	0	0	5	24.1	29	10	9	0	0	8	24	5	0
Marban, Jorge	1-0	5.94	9	0	0	0	1	16.2	23	11	11	3	0	7	9	0	0
McEachern, Kuehl	0-0	0.00	1	0	0	0	0	1.0	0	0	0	0	0	0	1	0	0
McGrath, Daniel	8-6	4.11	19	19	2	0	0	103.0	80	54	47	12	5	43	62	3	0
Mercedes, Simon	5-2	4.86	23	0	0	0	6	37.0	35	21	20	3	0	13	38	3	0
Pimentel, Yankory	9-6	3.12	32	3	0	0	4	78.0	71	37	27	7	2	36	70	10	1
Poyner, Bobby	3-1	4.99	23	1	0	0	4	39.2	44	24	22	4	1	11	30	2	0
Taveras, German	1-0	9.38	25	1	0	0	0	47.0	59	53	49	6	0	34	33	14	0
Taylor, Ben	0-2	2.60	15	3	0	0	3	45.0	35	14	13	0	3	10	56	4	0
Totals	87-52	4.05	139	139	4	6	42	1214.1	1157	624	547	79	76	527	1047	100	6



GREENVILLE DRIVE

South Atlantic League - Single-A

Fluor Field at the West End, 945 South Main Street, Greenville, SC 29601

Owner/President	Craig Brown
General Manager	Eric Jarinko
Media Relations Manager	Cameron White
Manager	Darren Fenster
Pitching Coach	Walter Miranda
Hitting Coach	Wilton Veras
Athletic Trainer	Phil Millan
Stadium (First Season/Capacity)	Fluor Field at the West End (2006 / 5,700)
Media Relations Telephone/Fax	(864) 240-4504 / (864) 240-4501



Darren Fenster, Manager

OPENING DAY AGE: 38

BORN: September 11, 1978 in Edison, NJ

RESIDES: Neptune, NJ

MINOR LEAGUE MANAGERIAL RECORD: 237-241 (.496)

Darren begins his 4th year as manager of the Drive after beginning his managerial career in 2013 with the GCL Red Sox, where he led the team to a division title and appearance in the Gulf Coast League Championship Series. He served as hitting coach for Greenville in his affiliated coaching debut in 2012 and previously spent 6 seasons on the Rutgers University baseball staff as Director of Operations, assistant coach, and recruiting coordinator. He also served as an assistant for the Cape Cod Baseball League's Orleans Cardinals in 2008, helping guide the club to a league-best 25-17-2 regular-season record.

Selected by Kansas City in the 12th round of the June 2000 draft, Darren was named a Carolina League All-Star in 2002 and 2004 as a member of the Wilmington Blue Rocks. He spent 5 seasons in the Royals minor league system hitting .267 with 63 doubles, 179 RBI and 215 walks in 438 games.

A 2-time All-American shortstop at Rutgers University, he was elected into the Rutgers Olympic Sports Hall of Fame in 2008. Darren was also named to the Middletown High School South Athletic Hall of Fame in 2007.

Fenster's Career Managerial Record

YEAR	CLUB	LEAGUE	W	L	PCT.	DIV.	PLAYOFFS
2013	Red Sox	Gulf Coast (R)	35	25	.583	(1st)	def. Yankees, 1-0 in semi-finals; lost to Nationals, 2-0 in finals
2014	Greenville	South Atlantic (A)	60	79	.432	(4th/7th)	
2015	Greenville	South Atlantic (A)	72	68	.514	(2nd/3rd)	
2016	Greenville	South Atlantic (A)	70	69	.504	(2nd/3rd)	
Career Totals (3 years)			237	241	.496		



Walter Miranda, Pitching Coach

OPENING DAY AGE: 42

BORN: January 6, 1975 in Cartagena, Colombia

RESIDES: Cape Coral, FL

Walter begins his 3rd season as pitching coach for Greenville, a position he previously held for the Lowell Spinners (2013-14, 2008, and 2005-06) and the Gulf Coast League Red Sox (2009-12). He helped guide the GCL club to a 3.11 ERA last season. He also held the position of pitching coach for the GCL Red Sox from 2000-04 and with the Greenville Drive in 2007.

Miranda joined the Red Sox organization in 1999 after a 6-year playing career in the Florida Marlins system, over which he went 21-19 in 68 games (60 starts). He played baseball and basketball in his native Colombia and became the 2nd player to sign with the expansion Marlins on 1/15/92.

Walter and his wife, Nicole, live in Cape Coral, FL with their daughter, Miel.



Wilton Veras, Hitting Coach

OPENING DAY AGE: 40

BORN: January 19, 1977 in San Pedro de Macoris, DR

RESIDES: Montecristi, DR

Wilton enters his 1st season as Greenville's hitting coach after serving in the same capacity with Lowell (2016) and the Dominican Summer League Red Sox (2012-15). He made his coaching debut with the Sox in 2012.

A 3rd baseman, he signed with Boston as an international free agent in 1995 and played parts of 2 major league seasons for the Red Sox from 1999-2000. Following a 9-year career in affiliated baseball, including the 2003 season with the Milwaukee Brewers organization, he also played in independent leagues (2004, 2006-07), as well as in Mexico (2004, 2008) and Taiwan (2008-10).



Phil Millan, Athletic Trainer

Phil begins his 1st season as athletic trainer for Greenville after assisting with the Gulf Coast League Red Sox in 2016. He previously served as a graduate athletic training student at Texas Tech University. During his time at Texas Tech, he worked as an athletic training intern for the Oakland Raiders (2015). He also served as an intern for the Kansas City Chiefs (2013) as an undergraduate while at the University of Missouri.

2016 Greenville Drive Season in Review

Record: 70-69, 3rd, 6.0 GB (Southern Division) / 1st Half: 37-32, 2nd, 5.0 GB / 2nd Half: 33-37, 3rd, 10.0 GB

In his 3rd year as Greenville's manager, **Darren Fenster** led the Drive to a 70-69 season, 3rd in the South Atlantic League Southern Division.

The club's regular-season attendance of 331,911 at Fluor Field led the Southern Division for the 8th straight year and ranked 3rd overall in the league.

Greenville led the SAL in triples (43) and walks (496), ranked 2nd in HR (104), and was 3rd in runs (620). The Drive hit .248 as a team and club hurlers combined for a 3.82 ERA.

Named the Red Sox Minor League Pitcher of the Year for 2016, **RHP Roniel Raudes** ranked 3rd among Red Sox minor leaguers and T-3rd in the South Atlantic League with 11 wins over 24 starts with the Drive. He finished 8th in the organization with a 3.65 ERA (46 ER/113.1 IP) and struck out 104 hitters compared to just 23 walks.

Raudes began the season 6-1 with a 3.04 ERA (16 ER/47.1 IP) in his first 10 starts before earning recognition as a South Atlantic League Mid-Season All-Star, and posted a 3.28 mark (21 ER/57.2 IP) in 12 2nd-half starts for the Drive. He was 1 of 8 Drive players named SAL Mid-Season All-Stars, joined by **INF Luis Alejandro Basabe**, **RHP Jake Cosart**, **INF Mitchell Gonsolus**, **RHP Anyelo Leclerc**, **OF Tate Matheny**, **INF Josh Ockimey**, and **INF Austin Rei**.

Cosart appeared in 29 games for Greenville, posting a 2.05 ERA (12 ER/52.2 IP) with 76 strikeouts and 25 walks. He allowed only 2 runs in 19.0 innings (0.95 ERA) over his last 9 outings of the season.

LHP Logan Boyd paced the South Atlantic League and Red Sox organization with 14 wins (14-7) and tossed 139.1 innings, tied for the 7th-highest total among SAL pitchers. He allowed 2 or fewer earned runs in 15 of his 27 starts. On 7/21, he tossed a 7.0-inning 1-hit shutout at Greensboro, receiving Pitcher of the Week honors for 7/18-24.

OF Kyri Washington finished the season ranked among South Atlantic League leaders with 16 HR (T-8th) and 73 RBI (T-7th). He led the Drive with 9 triples.

LHP Bobby Poyner led the Red Sox organization with 15 saves (11 with Greenville and 4 with High-A Salem). The left-handed pitcher posted a 0.35 ERA (1 ER/26.0 IP) in 16 appearances for the club, limiting opposing batters to a .128 AVG in those outings.

A Player of the Week for 5/9-15, **Gonsolus** ended the campaign with a .223 AVG (77-for-346), 12 doubles, 11 HR, and 45 RBI over 100 games with Greenville.

Leclerc allowed only 8 ER over 40.2 innings (1.77 ERA) with 42 strikeouts, 12 walks, a .174 opponent AVG and a 0.89 WHIP in 21 games for Greenville before being assigned to Salem on 6/23.

RHP Victor Diaz made 37 relief appearances for the Drive, recording the 2nd-most saves among Red Sox minor leaguers (10).

Greenville Drive, Continued

2016 Batting and Pitching Statistics

PLAYER	AVG	G	AB	R	H	2B	3B	HR	RBI	SH	SF	HP	BB	SO	SB	CS	E
Baldwin, Roldani	.249	61	225	26	56	12	0	3	23	3	2	2	9	57	1	1	12
Basabe, Luis Alejandro	.310	64	229	39	71	16	4	4	25	3	2	4	37	58	14	6	19
Basabe, Luis Alexander	.258	105	403	61	104	24	8	12	52	2	4	2	40	116	25	5	2
Chavis, Michael	.244	74	279	30	68	11	3	8	35	0	1	10	22	74	3	1	10
De La Guerra, Chad	.250	66	240	40	60	8	4	1	20	2	4	2	31	57	7	2	5
Gunsolus, Mitchell	.223	100	346	37	77	12	0	11	45	3	3	3	50	98	4	6	10
Kemp, Trent	.244	92	311	42	76	18	3	13	52	1	0	5	32	123	7	3	2
Lovullo, Nick	.163	37	129	15	21	4	0	0	4	3	0	1	9	33	0	1	8
Matheny, Tate	.277	105	411	59	114	20	4	5	52	4	7	4	28	104	21	12	2
Miller, Derek	.221	50	154	20	34	8	1	2	15	1	1	3	25	31	8	3	2
Monge, Joseph	.338	37	142	21	48	11	0	3	13	0	2	2	12	35	5	7	1
Nunez, Jhon	.316	4	19	1	6	2	0	0	1	0	0	0	1	2	0	1	0
Ockimey, Josh	.226	117	407	60	92	25	1	18	62	0	1	3	88	129	3	1	12
Ray, Jayce	.378	12	45	8	17	4	0	0	3	0	0	0	4	8	2	0	0
Rei, Austin	.212	91	311	50	66	13	1	6	33	0	2	15	41	82	1	4	5
Rivera, Jeremy	.260	111	365	42	95	19	4	0	36	9	3	3	19	54	9	5	17
Spoon, Tyler	.224	30	107	11	24	2	0	2	9	0	1	1	7	31	1	1	3
Washington, Kyri	.262	103	382	51	100	20	9	16	73	1	5	4	33	121	16	7	2
Watkins, J.T.	.135	29	89	7	12	0	1	0	7	1	0	0	8	21	0	1	0
Totals	.248	139	4596	620	1141	229	43	104	560	33	38	64	496	1236	127	67	132

PITCHER	W-L	ERA	G	GS	CG	SHO	SV	IP	H	R	ER	HR	HB	BB	SO	WP	BK
Almonte, Jose	2-2	3.91	10	10	0	0	0	53.0	50	23	23	4	4	13	45	4	0
Bautista, Gerson	1-4	3.24	15	0	0	0	1	25.0	20	11	9	3	2	11	23	2	0
Boyd, Logan	14-7	4.78	27	27	0	0	0	139.1	169	83	74	10	2	31	112	7	0
Brakeman, Marc	5-5	4.33	24	9	0	0	1	72.2	74	40	35	6	5	19	76	4	0
Cosart, Jake	4-1	2.05	29	0	0	0	2	52.2	36	13	12	2	1	25	76	8	0
De Jesus, Emmanuel	2-4	5.96	10	10	0	0	0	45.1	56	33	30	8	1	20	30	2	0
Diaz, Victor	2-5	3.88	37	0	0	0	10	60.1	65	30	26	2	4	25	63	6	2
Espinoza, Anderson	5-8	4.38	17	17	0	0	0	76.0	77	39	37	2	2	27	72	11	0
Fernandez, Jeffry	2-2	2.92	28	1	0	0	2	61.2	48	27	20	5	4	16	42	2	0
Glorius, Austin	2-2	3.20	31	5	0	0	0	76.0	63	29	27	3	3	35	75	6	1
Gonzalez, Daniel	5-5	3.70	16	16	0	0	0	87.2	88	42	36	5	5	17	69	6	1
Jimenez, Dedgar	6-7	4.73	17	17	1	0	0	97.0	123	56	51	5	5	15	81	6	0
Kelley, Trevor	1-3	1.93	21	0	0	0	3	37.1	34	9	8	2	1	5	40	0	1
Kent, Matt	0-0	1.50	2	2	0	0	0	12.0	9	3	2	0	0	4	5	0	0
Lau, Adam	3-2	3.54	29	1	0	0	4	53.1	36	22	21	4	8	36	58	11	1
Leclerc, Anyelo	3-1	1.77	21	0	0	0	8	40.2	24	10	8	2	2	12	42	1	0
McEachern, Kuehl	2-3	5.68	24	0	0	0	1	52.1	66	38	33	4	4	13	55	4	1
Nogosek, Stephen	0-2	5.14	10	0	0	0	2	14.0	17	9	8	1	0	3	12	0	0
Poyner, Bobby	0-0	0.35	16	0	0	0	11	26.0	11	2	1	0	0	0	32	0	0
Raudes, Roniel	11-6	3.65	24	24	0	0	0	113.1	112	60	46	8	1	23	104	3	3
Romero, Dioscar	0-0	4.08	8	0	0	0	0	17.2	20	9	8	1	0	7	16	1	0
Watkins, J.T.	0-0	9.00	1	0	0	0	0	1.0	2	1	1	0	0	1	0	0	0
Totals	70-69	3.82	139	139	1	8	45	1214.1	1200	589	516	77	54	358	1128	84	10



LOWELL SPINNERS

New York-Penn League - Short-A
LeLacheur Park, 450 Aiken Street, Lowell, MA 01854

President/General Manager	Tim Bawmann
Manager	Iggy Suarez
Pitching Coach	Lance Carter
Hitting Coach	Nate Spears
Coach	Ozzie Chavez
Athletic Trainer	Scott Gallon
Stadium (First Season/Capacity)	Edward LeLacheur Park (1998/5,030)
Media Relations Telephone/Fax	(978) 805-5117 / (978) 459-1674



Iggy Suarez, Manager

OPENING DAY AGE: 35

BORN: May 3, 1981 in Queens, NY

RESIDES: Houston, TX

MINOR LEAGUE MANAGERIAL RECORD: 47-29 (.618)

2017 marks Iggy's 2nd season at the helm for Lowell after making his managerial debut in 2016. He previously served as hitting coach for the Spinners in 2015.

An infielder selected by Boston in the 2003 June Draft, he spent 7 seasons playing in the Red Sox system from 2003-09 and 4 years in independent leagues from 2010-13.

Suarez's Career Managerial Record

YEAR	CLUB	LEAGUE	W	L	PCT.	DIV.	PLAYOFFS
2016	Lowell	New York-Penn	47	29	.618	1st	lost to Hudson Valley, 2-0 in semi-finals



Lance Carter, Pitching Coach

OPENING DAY AGE: 42

BORN: December 18, 1974 in Bradenton, FL

RESIDES: Bradenton, FL

Lance enters his 3rd season in the Red Sox organization as pitching coach for the Lowell Spinners. A right-handed pitcher, he was selected as a 2003 All-Star while with Tampa Bay. He played with Kansas City (1999), Tampa Bay (2002-05), and the Los Angeles Dodgers (2006) and spent the 2007 season with Nippon Professional Baseball's Orix Buffaloes in Japan.

He had previously served as a pitching coach in the Philadelphia Phillies minor league system from 2010-11 and as an assistant coach at the University of South Florida.

Lance and his wife, Maeve, reside in Bradenton, FL with their daughter, Langley, and son, Ronan.



Nate Spears, Hitting Coach

OPENING DAY AGE: 31

BORN: May 3, 1985 in Fort Myers, FL

RESIDES: Noblesville, IN

Nate begins his 1st season as a hitting coach for Lowell after spending 2016 as a coaching assistant with Greenville.

He played 12 seasons of professional baseball as an infielder from 2003-14, including 2010-12 in the Red Sox organization. He also played for the Baltimore Orioles, Chicago Cubs, Cleveland Indians, and Philadelphia Phillies. After a 2011 conversation with then Red Sox Manager Terry Francona about becoming a utility player, Nate finished his career playing at all infield positions.

Lowell Spinners, Continued



Joel Harris, Athletic Trainer

Joel enters his 1st season as Lowell's head athletic trainer after serving as an assistant with the Spinners in 2016. Prior to joining Lowell, he spent 2 years as a graduate assistant athletic trainer at the University of Kentucky. Additionally, he has worked with both the Cape Cod Baseball League (2012) and Villanova University (2013-14).

A South Strafford, VT native, he received his B.S. in Athletic Training from Endicott College in Beverly, MA in 2013 and his M.S. with a specialty in Athletic Training from the University of Kentucky in 2016.

Joel currently resides in Philadelphia, PA.

2016 Lowell Spinners Season in Review

Record: 47-29, 1st, 6.0 GA (Stedler Division)

In his managerial debut with Lowell, **Iggy Suarez** led the Spinners to a franchise-best 47-29 record, 1st in the New York-Penn League's Stedler Division. The Spinners made their 1st playoff appearance since 2009, falling to the Hudson Valley Renegades, 2-0, in the NYPL Semifinals best-of-three series.

Lowell batters hit .270 as a team, best in the NYPL, and ranked 2nd in the NYPL with 131 doubles, 30 triples, and 39 HR. Club hurlers combined for a 3.29 ERA.

The Spinners finished 2nd in the Stedler Division with a regular-season attendance of 139,943 at LeLacheur Park, 5th-highest in the league.

OF Tyler Hill led the New York-Penn League and Red Sox organization with a .332 AVG (77-for-232) and ranked among league leaders with 43 runs (4th), 14 doubles (T-9th), 5 triples (T-5th), 38 RBI (T-8th), and a .400 OBP (5th).

Hill, along with **SS Carlos Tovar**, **OF Matt McLean**, and **RHP Algenis Martinez**, was selected to represent the Spinners as part of the North All-Star team in the 2016 NYPL All-Star Game.

Martinez posted a 1.94 ERA over 18 relief appearances for Lowell in 2016, limiting opponents to a .187 AVG. The All-Star struck out 41 batters while surrendering 11 walks over 41.2 innings pitched, leading to a 0.89 WHIP.

In 58 games with Lowell, **Tovar** hit .287 (60-for-209) with 28 runs, 14 doubles, 2 triples, 2 home runs, and 28 RBI. **McLean** played in 42 games for the Spinners, batting .255 (39-for-153) with 1 double, 4 triples, and 6 RBI.

3B Bobby Dalbec, selected in the 4th round of the 2016 June Draft, finished the season with a team-leading 7 HR, tied for the 7th-most in the league.

Dalbec posted a .338 AVG (51-for-132) with 13 doubles, 2 triples, and 33 RBI over 34 games with Lowell. Named Player of the Week for 8/15-21 and 8/22-28, he hit .432 (19-for-44) with 5 doubles, 2 triples, 4 HR, and 14 RBI over the 2-week span.

The Red Sox' 1st-round pick in the 2016 June Draft, **LHP Jason Groome** made 1 start with the Spinners (2.2 IP, 0 H, ER, 4 BB, 2 SO), while 2nd-rounder **SS C.J. Chatham** hit .259 (28-for-108) with 19 runs, 4 doubles, 1 triple, 4 HR, and 19 RBI over 27 games with Lowell.

Named Pitcher of the Week for 8/22-28, **RHP Daniel Zandona** was 6-2 with 42 strikeouts for Lowell. He led the team with 6 wins, the 4th-most in the league. The right-hander finished with a 2.88 ERA (18 ER/56.1 IP), allowing 1 or 0 runs in 10 of his 16 outings.

Lowell Spinners, Continued

2016 Batting and Pitching Statistics

PLAYER	AVG	G	AB	R	H	2B	3B	HR	RBI	SH	SF	HP	BB	SO	SB	CS	E
Acosta, Victor	.274	50	186	35	51	7	3	0	21	4	2	1	11	36	5	2	9
Aybar, Yoan	.207	60	222	18	46	7	4	3	19	1	1	4	8	61	3	4	5
Baldwin, Roldani	.305	25	95	10	29	8	1	1	14	0	2	3	6	21	0	0	5
Chatham, C.J.	.259	27	108	19	28	4	1	4	19	2	1	2	8	20	0	1	2
Craig, Allen	.250	7	20	2	5	1	0	0	3	0	1	0	6	4	0	0	1
Dalbec, Bobby	.386	34	132	25	51	13	2	7	33	0	1	1	9	33	2	2	7
Downs, Jerry	.261	45	157	18	41	9	0	5	24	0	1	5	17	30	2	1	2
Hanigan, Ryan	.500	2	8	3	4	0	0	0	3	0	0	0	2	1	0	0	0
Hill, Tyler	.332	61	232	43	77	14	5	4	38	1	1	3	24	41	11	11	4
Lovullo, Nick	.268	18	56	8	15	1	1	0	5	2	1	1	8	10	1	1	2
Lucena, Isaias	.208	26	77	10	16	4	0	0	9	1	0	0	11	22	0	0	3
Madera, Chris	.259	48	166	26	43	6	2	2	20	3	1	2	24	23	12	4	2
McLean, Matt	.255	42	153	22	39	1	4	0	6	5	0	2	25	39	6	2	1
Nunez, Jhon	.286	12	35	6	10	2	1	0	6	0	0	1	3	5	2	0	0
Perez, Andy	.287	31	108	21	31	10	0	0	10	0	1	3	9	20	4	1	6
Reveles, Steven	.235	29	98	12	23	4	0	0	2	5	0	1	6	17	0	4	5
Rusconi, Jagger	.148	7	27	6	4	1	0	0	3	0	1	0	4	6	1	1	0
Sciortino, Nick	.217	29	92	7	20	2	0	1	5	2	1	2	10	29	0	0	3
Scott, Ryan	.276	49	174	28	48	11	3	4	33	0	4	5	13	42	0	2	0
Spoon, Tyler	.296	7	27	3	8	1	0	0	6	0	0	0	2	5	0	0	0
Tovar, Carlos	.287	58	209	28	60	14	2	2	28	2	4	2	11	42	1	3	14
Tubbs, Tucker	.238	42	143	20	34	11	1	6	23	0	2	3	20	31	1	1	3
Totals	.270	76	2525	370	683	131	30	39	330	28	25	41	237	538	51	40	80


PITCHER	W-L	ERA	G	GS	CG	SHO	SV	IP	H	R	ER	HR	HB	BB	SO	WP	BK
Acosta, Victor	0-0	0.00	1	0	0	0	0	0.1	0	0	0	0	0	0	0	0	0
Anderson, Shaun	0-0	30.37	2	2	0	0	0	2.2	12	9	9	1	0	0	4	3	0
Bautista, Gerson	0-0	0.87	8	0	0	0	5	10.1	5	1	1	0	0	2	13	1	0
Dahlstrand, Jacob	0-2	1.50	2	2	0	0	0	12.0	12	2	2	0	0	2	4	0	0
De Jesus, Emmanuel	2-1	2.42	4	4	0	0	0	22.1	16	7	6	0	1	11	16	1	1
Goetze, Pat	4-1	3.72	20	1	0	0	2	46.0	55	28	19	2	4	9	36	2	0
Gonzalez, Daniel	4-1	1.75	7	6	0	0	0	36.0	30	10	7	3	0	8	33	2	0
Gorst, Matthew	1-0	2.67	13	0	0	0	2	27.0	21	9	8	2	0	6	27	2	0
Groome, Jason	0-0	3.38	1	1	0	0	0	2.2	0	1	1	0	0	4	2	0	0
Hernandez, Darwinzon	3-5	4.10	14	14	0	0	0	48.1	39	34	22	1	4	36	58	9	0
Janssen, Casey	0-0	3.38	8	0	0	0	1	8.0	8	3	3	0	0	1	8	2	0
Johnson, Brian	0-0	0.00	2	2	0	0	0	11.0	7	0	0	0	0	2	11	1	0
Kelly, Joe	0-0	4.50	3	0	0	0	0	4.0	4	2	2	0	0	1	5	0	0
Kopech, Michael	0-0	0.00	1	1	0	0	0	4.1	4	0	0	0	0	4	4	3	0
Martinez, Algenis	1-1	1.94	18	0	0	0	3	41.2	26	10	9	2	3	11	41	5	0
McEachern, Kuehl	1-0	0.36	11	0	0	0	2	25.0	22	1	1	0	3	3	23	0	0
Nogosek, Stephen	1-0	2.03	10	0	0	0	0	13.1	9	3	3	2	1	7	19	1	0
Oliver, Jared	0-0	1.93	2	0	0	0	0	4.2	3	1	1	0	0	3	4	2	0
Pennington, Josh	5-3	2.86	13	13	0	0	0	56.2	39	19	18	2	6	27	49	9	0
Perez, Andy	0-0	0.00	1	0	0	0	0	0.1	0	0	0	0	0	0	0	0	0
Romero, Dioscar	4-2	3.31	20	0	0	0	6	35.1	36	16	13	2	1	15	38	3	0
Shawarzyn, Michael	0-1	2.87	6	6	0	0	0	15.2	15	6	5	0	0	7	22	1	0
Smith, Dakota	5-2	1.77	9	7	0	0	0	45.2	41	13	9	2	1	11	35	3	0
Smith, Hunter	2-0	4.09	3	1	0	0	0	11.0	9	5	5	1	0	2	12	2	0
Steen, Kevin	3-5	5.37	14	14	0	0	0	67.0	70	44	40	4	5	42	41	6	0
Stone, Brad	3-2	7.86	17	0	0	0	0	26.1	29	28	23	2	8	35	18	10	0
Tubbs, Tucker	0-0	0.00	2	0	0	0	0	1.2	1	0	0	0	0	0	2	0	0
Weems, Jordan	2-0	6.32	11	0	0	0	1	15.2	19	12	11	2	0	8	20	7	0
Workman, Brandon	0-1	6.75	5	0	0	0	0	8.0	9	7	6	2	0	4	8	0	0
Zandona, Daniel	6-2	2.88	16	2	0	0	0	56.1	43	22	18	4	1	12	44	4	0
Totals	47-29	3.29	76	76	0	7	22	659.1	584	293	241	34	38	273	597	79	1



GULF COAST LEAGUE RED SOX

Gulf Coast League - Rookie
JetBlue Park, 1500 Fenway South Drive, Fort Myers, FL 33913

Vice President, Florida Business Operations.....	Katie Haas
Minor League Equipment and Clubhouse Manager.....	Mike Stelmach
Minor League Video/Florida Baseball Operations Assistant.....	Patrick McLaughlin
Manager	Tom Kotchman
Coach.....	Angel Berroa
Pitching Coach.....	Glenn (Goose) Gregson/Dick Such
Hitting Coach.....	Junior Zamora
Athletic Trainer.....	David Herrera
Coaching Assistant.....	Nick Green
Strength and Conditioning Coach.....	Ben Chadwick
Stadium (First Season/Capacity).....	JetBlue Park (2012 / 9,500)
Media Relations Telephone.....	(239) 226-6158



Tom Kotchman, Manager

OPENING DAY AGE: 62

BORN: August 14, 1954 in Grafton, ND

RESIDES: Seminole, FL

MINOR LEAGUE MANAGERIAL RECORD: 1,814-1,503 (.547)

Kotchman enters his 4th season as manager for the GCL Red Sox after serving as a coach for the team in 2013. He will also continue his work as a scout for the club, serving as a crosschecker for the state of Florida. In just 2 seasons at the helm with the Red Sox, he led the GCL team to back-to-back championship titles with a 1st-place finish in the league's South Division at 41-17 in 2015. It is his 2nd stint with the organization, having previously managed at the Single-A level in Winter Haven from 1982-83. Named the 2014 GCL Manager of the year, he was also the 2014 East Coast Scout of the Year by the Baseball Scout of the Year Program and received the Legends in Scouting Award from the Professional Baseball Scouts Foundation.

A veteran of 37 years as a minor league manager and scout, he spent 29 seasons in the Angels system, and owns a 1,814-1,503 (.547) career record, also managing in the Tigers (1980-81) organization. A Professional Baseball Scouts Hall of Famer, he has signed major leaguers Patrick Corbin, Howie Kendrick, Darren O'Day, Will Smith, Jeff Mathis, and Casey Kotchman.

Kotchman served as the manager of the Angels' Rookie-level affiliates in Provo and Orem, UT for 12 years, reaching the Pioneer League playoffs 11 times and winning the league's championship on 4 occasions and was inducted into The Pioneer League Hall of Fame in September 2013. He led his clubs to 19 playoff berths and 8 league titles after joining the Angels in 1984 and has his jersey retired with the Orem Owlz of the Pioneer League and Boise Hawks of the Northwest League.

Prior to his coaching career, Kotchman played 2 professional seasons in the Cincinnati system from 1977-78.

Kotchman and his wife, Susan, have 2 children, Casey and Christal. Casey, a 1st baseman, spent part of the 2009 season with Boston.

Gulf Coast League Red Sox, Continued

Kotchman's Career Managerial Record

YEAR	CLUB	LEAGUE	W	L	PCT.	DIV.	PLAYOFFS
1979	Auburn	New York-Penn (A)	22	45	.328	(5th)	
1980	Bristol	Appalachian (R)	36	33	.522	(2nd)	
1981	Macon	South Atlantic (A)	62	79	.440	(3rd/5th)	lost to Modesto, 2-1 in semi-finals
1982	Winter Haven	Florida State (A)	59	74	.444	(5th/5th)	
1983	Winter Haven	Florida State (A)	49	84	.368	(5th/5th)	lost to Visalia, 3-1 in semi-finals
1984	Redwood	California (A)	91	48	.655	(2nd/1st)	
1985	Redwood	California (A)	70	76	.479	(4th/2nd)	
1986	Palm Springs	California (A)	87	55	.613	(1st/2nd)	
1987	Edmonton	Pacific Coast (AAA)	69	74	.483	(4th/4th)	
1988	Edmonton	Pacific Coast (AAA)	61	80	.433	(5th/4th)	
1989	Edmonton	Pacific Coast (AAA)	65	76	.461	(4th/4th)	
1990	Boise	Northwest (A)	53	23	.697	(1st)	lost to Spokane, 2-1 in finals
1991	Boise	Northwest (A)	50	26	.658	(1st)	def. Yakima, 2-0 in finals
1992	Boise	Northwest (A)	40	36	.526	(2nd)	
1993	Boise	Northwest (A)	41	35	.539	(1st)	def. Bellingham, 2-1 in finals
1994	Boise	Northwest (A)	44	32	.579	(1st)	def. Yakima, 2-1 in finals
1995	Boise	Northwest (A)	48	27	.640	(1st)	def. Bellingham, 2-1 in finals
1996	Boise	Northwest (A)	43	33	.566	(2nd)	
1997	Boise	Northwest (A)	51	25	.671	(1st)	lost to Portland, 3-2 in finals
1998	Boise	Northwest (A)	47	29	.618	(T-1st)	def. Spokane in 1-game playoff; lost to Salem-Keizer, 2-0 in finals
1999	Boise	Northwest (A)	43	33	.566	(2nd)	
2000	Boise	Northwest (A)	41	35	.539	(T-1st)	
2001	Provo	Pioneer (R)	53	23	.697	(1st/1st)	def. Casper, 2-0 in semi-finals; lost to Billings, 2-0 in finals
2002	Provo	Pioneer (R)	38	38	.500	(1st/2nd)	def. Ogden, 2-1 in semi-finals; lost to Great Falls, 2-1 in finals
2003	Provo	Pioneer (R)	54	22	.711	(1st/1st)	def. Ogden, 2-1 in semi-finals; lost to Billings, 2-0 in finals
2004	Provo	Pioneer (R)	44	32	.579	(1st/1st)	def. Idaho Falls, 2-1 in semi-finals; def. Billings, 2-0 in finals
2005	Orem	Pioneer (R)	38	38	.500	(2nd/1st)	def. Ogden, 2-1 in semi-finals; def. Helena 2-0 in finals
2006	Orem	Pioneer (R)	45	31	.592	(1st/1st)	lost to Idaho Falls, 2-0 in semi-finals
2007	Orem	Pioneer (R)	37	39	.487	(3rd/2nd)	def. Idaho Falls, 2-0 in semi-finals; def. Great Falls, 2-0 in finals
2008	Orem	Pioneer (R)	52	23	.693	(1st/1st)	def. Ogden, 2-1 in semi-finals; lost to Great Falls, 2-1 in finals
2009	Orem	Pioneer (R)	51	25	.671	(3rd/1st)	def. Ogden, 2-0 in semi-finals; def. Missoula, 2-1 in finals
2010	Orem	Pioneer (R)	39	36	.520	(2nd/2nd)	lost to Ogden, 2-1 in semi-finals
2011	Orem	Pioneer (R)	46	30	.605	(1st/1st)	lost to Ogden, 2-1 in semi-finals
2012	Orem	Pioneer (R)	35	41	.461	(3rd/3rd)	
2014	Red Sox	Gulf Coast (R)	36	24	.600	(1st)	def. GCL Cardinals 1-0 in semi-finals; def. GCL Yankees, 2-1 in finals
2015	Red Sox	Gulf Coast (R)	41	17	.707	(1st)	def. GCL Cardinals 1-0 in semi-finals; def. GCL Blue Jays, 2-0 in finals
2016	Red Sox	Gulf Coast (R)	33	28	.569	(1st)	lost to GCL Cardinals, 1-0 in semi-finals
Career Totals (37 years)			1,814	1,503	.547		

Glenn (Goose) Gregson, Pitching Coach - See Page 426



Dick Such, Pitching Coach

OPENING DAY AGE: 72

BORN: October 15, 1944 in Sanford, NC

RESIDES: Sanford, NC

Dick enters his 9th season as a pitching coach in the Red Sox farm system and his 5th for the GCL Red Sox after serving in the same capacity with Greenville (2011-12) and Salem (2009-10). In 2009, he led Salem to a league-best 1,113 strikeouts and a 3.80 ERA, 3rd in the circuit. He previously served as a pitching coach in the independent Atlantic League for 3 seasons, including 2 years with the Camden Riversharks from 2007-08.

The North Carolina native worked as a pitching coach for the Minnesota Twins for 17 years from 1985-2001, helping the club to 2 World Series championships in 1987 and 1991, and for the Texas Rangers from 1983-85.

As a right-handed pitcher, he made 21 appearances for manager Ted Williams and the Washington Senators in 1970, his only season at the major league level.

Dick resides in Sanford, NC with his wife, Pamela Geisinger Such.

Gulf Coast League Red Sox, Continued



Junior Zamora, Hitting Coach

OPENING DAY AGE: 40

BORN: May 3, 1976 in San Pedro de Macoris, DR

RESIDES: San Pedro de Macoris, DR

Junior begins his 3rd season as hitting coach for the GCL Red Sox after 7 seasons as bench coach for the DSL Red Sox. He made his professional coaching debut with the DSL Red Sox in 2008 following a 13-year minor league career in the Mets, Angels, and Astros systems.

The former 3rd baseman signed with the Mets as a non-drafted free agent on 9/30/93 and advanced as high as Triple-A, appearing in 6 games for the Angels' Salt Lake affiliate in 2001. He spent his last professional season with the New Haven County Cutters of the independent Can-Am League in 2007 and posted a .255 (794-for-3,111) lifetime average with 87 homers and 445 RBI.



Angel Berroa, Coach


OPENING DAY AGE: 39

BORN: January 27, 1978 in Santo Domingo, DR

RESIDES: Santo Domingo, DR

Angel begins his 1st season as a coach on the GCL Red Sox staff in 2017. Born in Santo Domingo, Dominican Republic, he played 9 major league seasons with the Royals (2001-07), Dodgers (2008), Yankees (2009), and Mets (2009).

David Herrera, Athletic Trainer - See Page 427



Ben Chadwick, Strength and Conditioning Coach

Ben begins his 2nd season as strength and conditioning coach for the GCL Red Sox, a role he served with Salem in 2015. Also in 2015, he served as the strength and conditioning coach for Leones del Caracas of the Venezuelan Professional Baseball League. He has interned under former Red Sox strength and conditioning consultant Mike Boyle as well as with the University of South Carolina Gamecocks football team during the 2014 season. A 2013 graduate from the University of Massachusetts with a degree in Kinesiology, he began his coaching career at Bishop Stang High School in North Dartmouth, MA.

2016 Gulf Coast League Red Sox Season in Review

Record: 33-28, 1st, 0.5 GA (South Division)

In his 3rd season as manager for the Gulf Coast League Red Sox, **Tom Kotchman** led the club to its 3rd consecutive playoff appearance and a 1st-place finish in the league's South Division at 33-28. The Red Sox fell to the GCL Cardinals in the semi-final round of the playoffs.

Red Sox hurlers finished the season with a 3.45 ERA, and ranked 4th in the GCL in saves with 17. Offensively, the club hit .237 as a team, and ranked 3rd in the league in hits with 479.

Gulf Coast League Red Sox, Continued

2016 Batting and Pitching Statistics

PLAYER	AVG	G	AB	R	H	2B	3B	HR	RBI	SH	SF	HP	BB	SO	SB	CS	E
Abreu, Juan Carlos	.219	34	105	13	23	5	1	0	13	1	0	2	7	31	2	1	2
Barriento, Juan	.298	49	178	21	53	8	0	2	21	0	2	2	13	41	2	2	4
Boesch, Brennan	.222	3	9	2	2	0	0	0	0	0	0	0	2	0	0	0	0
Campana, Marino	.182	12	44	4	8	0	0	1	1	0	0	0	0	15	0	2	1
Cedrola, Lorenzo	.290	53	214	33	62	14	1	2	21	1	2	10	11	28	9	4	0
Chatham, C.J.	.167	8	24	2	4	2	0	1	2	0	0	1	0	7	0	0	0
Cubillan, Ricardo	.000	2	6	2	0	0	0	0	1	0	0	0	2	2	0	0	1
Diaz, Imeldo	.234	46	171	11	40	4	1	0	14	2	1	2	5	24	0	3	8
Espinal, Santiago	.244	26	86	8	21	2	0	0	10	2	0	1	10	11	1	0	2
Espinal, Stanley	.217	53	203	24	44	12	0	2	20	0	2	5	16	38	2	2	15
Gagnani, Reed	.233	7	30	2	7	2	0	0	1	0	0	0	1	5	0	0	1
Hamilton, Nicholas	.190	14	42	10	8	3	0	0	1	1	0	3	7	11	3	1	1
Hardy, Chad	.163	27	86	6	14	0	0	2	5	1	0	0	3	32	1	0	3
Hernandez, Juan	.200	4	10	1	2	0	0	0	1	0	0	0	1	2	0	1	0
Houellemont, Ivan	.000	4	4	0	0	0	0	0	0	0	0	0	0	3	0	0	0
Lamed, Ralwinson	.238	54	193	16	46	9	2	0	21	2	1	3	14	40	3	2	9
Magee, Brandon	.240	8	25	2	6	0	1	0	1	0	0	1	4	10	1	1	0
Marrero, Alan	.093	22	54	5	5	0	0	1	3	0	0	2	14	30	0	0	6
Miranda, Samuel	.291	27	86	5	25	6	0	2	16	1	1	3	5	16	0	0	2
Noviello, Andrew	.171	14	35	2	6	1	0	0	3	0	0	2	1	18	1	0	0
Nunez, Jhon	.400	2	5	1	2	1	0	0	0	0	0	0	0	1	1	0	1
Oliveras, Rafael	.275	45	182	20	50	6	0	0	9	0	0	5	14	26	0	0	2
Reveles, Steven	.303	10	33	6	10	0	0	0	4	0	0	1	3	4	3	0	4
Rusconi, Jagger	.292	7	24	1	7	2	0	0	3	0	0	0	1	3	1	0	1
Schmidt, Alberto	.195	15	41	3	8	3	0	0	8	2	0	1	10	14	0	0	1
Serven, Hemerson	.250	1	4	0	1	0	0	0	0	0	0	0	0	1	0	0	0
Studdard, Granger	.143	13	35	5	5	1	0	0	1	0	1	1	7	15	1	0	0
Valentin, Yomar	.220	33	91	13	20	4	1	1	10	1	3	0	12	19	2	2	8
Totals	.237	61	2020	218	479	85	7	14	190	14	13	45	163	447	33	21	79

PITCHER	W-L	ERA	G	GS	CG	SHO	SV	IP	H	R	ER	HR	HB	BB	SO	WP	BK
Clemente, Nicolo	1-0	11.72	13	0	0	0	3	17.2	35	23	23	1	3	13	14	6	0
Dahlstrand, Jacob	1-0	1.04	2	2	0	0	0	8.2	11	1	1	1	0	2	12	0	0
Diaz, Jhonathan	4-4	2.85	13	12	0	0	0	60.0	52	28	19	2	4	18	57	5	0
Espinoza, Junior	3-0	3.19	10	3	0	0	1	36.2	27	15	13	3	4	18	32	9	0
Fisher, Devon	0-1	9.20	10	0	0	0	1	14.2	16	15	15	1	4	7	17	2	1
Garcia, Victor	2-4	2.68	13	10	0	0	0	53.2	45	20	16	1	3	21	39	13	0
Groome, Jason	0-0	2.25	2	2	0	0	0	4.0	3	1	1	0	0	0	8	0	0
Hart, Kyle	0-2	2.31	4	4	0	0	0	11.2	12	5	3	0	0	2	19	1	0
Johnson, Brian	0-1	3.86	2	2	0	0	0	7.0	7	4	3	0	0	2	9	0	0
Lantigua, Marcos	1-0	11.25	13	0	0	0	0	16.0	33	21	20	0	0	8	15	3	0
Marban, Jorge	0-0	10.12	3	0	0	0	0	2.2	5	4	3	0	0	2	2	1	0
Oduber, Ryan	4-1	2.43	12	0	0	0	1	33.1	29	16	9	2	1	6	30	3	0
Oliver, Jared	1-0	4.74	11	0	0	0	3	19.0	22	12	10	0	4	9	24	4	0
Oliveras, Rafael	0-0	0.00	5	0	0	0	0	4.0	1	0	0	0	0	2	0	0	0
Padron, Angel	2-3	3.86	13	1	0	0	4	25.2	18	12	11	1	1	19	26	2	1
Pantoja, Yorvin	0-2	2.00	6	5	0	0	0	27.0	19	11	6	1	1	12	33	0	0
Requena, Hildemaro	3-4	2.35	13	7	0	0	2	65.0	57	21	17	2	5	6	52	8	0
Reyes, Denyi	4-1	2.34	9	3	0	0	0	34.2	30	13	9	3	0	4	25	2	0
Sexton, Robby	0-1	1.80	6	6	0	0	0	20.0	15	4	4	1	0	1	23	0	0
Smith, Hunter	2-0	0.00	8	0	0	0	2	15.1	11	2	0	0	1	1	20	2	0
Soto, Francisco	2-1	6.75	9	0	0	0	0	12.0	12	9	9	2	2	8	6	3	0
Taveras, German	0-0	0.87	5	0	0	0	0	10.1	10	3	1	0	0	0	9	0	0
Watt, Max	2-2	4.76	9	3	0	0	0	17.0	16	14	9	0	1	14	16	2	0
Weems, Jordan	1-0	1.06	8	0	0	0	0	17.0	6	2	2	0	1	4	10	1	0
Workman, Brandon	0-1	4.50	1	1	0	0	0	2.0	2	1	1	0	0	0	3	0	0
Totals	33-28	3.45	61	61	0	8	17	535.0	494	257	205	21	35	177	503	67	2



DOMINICAN SUMMER LEAGUE RED SOX

Dominican Summer League - Rookie
carr. Mella KM 23.5, El Toro, DR

Director, Dominican Academy	Jesus Alou
Assistant Director, Dominican Academy	Javier Hernandez
Manager	Aly Gonzalez
Pitching Coaches.....	Oscar Lira/Aquilino Lopez
Hitting Coach	Carlos Adolfo
Coaching Assistants	Mario Anguizola/Claudio Sanchez/Carlos Sequera/Leonel Vazquez
Coaching Assistant/Strength and Conditioning Coach	Mario Anguizola
Strength and Conditioning Coach	Antonio Diaz
Trainer	Guillermo Hinojosa
Telephone.....	(809) 450-5400



Jesus Alou, Director, Dominican Academy

Jesus enters his 16th season as the Director of Boston's Dominican Academy, having served in that role since 2002. He has been involved in baseball as a player, coach, and scout for over 50 years.

Originally signed by San Francisco as a pitcher in 1958, Alou converted to outfield the following year and played 15 seasons in the majors with the Giants (1963-68), Astros (1969-73, 78-79), Athletics (1973-74), and Mets (1975). He played with his brothers, Felipe and Matty, on the Giants from 1963-65, and on 9/15/63 they became the only 3 siblings ever to play the outfield together in a big league game. He won 2 World Championships with the A's in 1973 and 1974. In his final 2 seasons with the Astros, he served as a player/coach.



Aly Gonzalez, Manager, DSL Red Sox

OPENING DAY AGE: 26

BORN: February 9, 1991 in Barquisimeto, VZ

RESIDES: Barquisimeto, VZ

MINOR LEAGUE MANAGERIAL RECORD: 46-26 (.639)

Aly enters his 3rd season as the manager of the Dominican Summer League Red Sox after serving as a player/coach for the DSL Red Sox in 2012.

He played 3 seasons with Boston's DSL club from 2009-11, appearing at catcher, 1st base, 3rd base, and in the outfield.

Gonzalez's Career Managerial Record

YEAR	CLUB	LEAGUE	W	L	PCT.	DIV.	PLAYOFFS
2015	Red Sox	Dominican Summer	46	26	.639	(1st)	lost to DSL Yankees 1 in quarter-finals
2016	Red Sox	Dominican Summer	48	22	.686	(1st)	lost to DSL Rangers in semi-finals



Javier Hernandez
Assistant Director,
Dominican Academy



Martin Rodriguez
Assistant,
Dominican Academy

Dominican Summer League Red Sox, Continued



Oscar Lira, Pitching Coach

OPENING DAY AGE: 34

BORN: July 17, 1982 in Caracas, VZ

RESIDES: Caracas, VZ

Oscar enters his 6th season as pitching coach for the Dominican Summer League Red Sox after serving as the club's assistant pitching coach in 2011.

Oscar was signed by the Montreal Expos in 2001 and compiled an 8-19 record with a 4.62 ERA in 97 career minor league games (28 starts) over 6 seasons in the Montreal/Washington organization from 2001-06. He also pitched professionally in Italy, Venezuela, and Curacao.



Aquilino Lopez, Pitching Coach

OPENING DAY AGE: 42

BORN: April 21, 1975 in Villa Altigracia, DR

RESIDES: Villa Altigracia, DR

Aquilino begins his 2nd season as pitching coach for the Dominican Summer League Red Sox, his 2nd in the Red Sox organization. He played 5 major league seasons with Toronto (2003-04), Colorado (2005), Philadelphia (2005), and Detroit (2007-08), and pitched in the Korean Baseball Organization from 2009-12.



Carlos Adolfo, Hitting Coach

OPENING DAY AGE: 41

BORN: April 20, 1976 in San Pedro de Macoris, DR

RESIDES: San Pedro, DR

Carlos will join the Dominican Summer League Red Sox in his 2nd season in the organization as hitting coach. A former minor league outfielder, he played in the Montreal Expos organization from 1994-99, reaching Triple-A with the Ottawa Lynx in 1998 and 1999, followed by 6 seasons in independent leagues from 2002-07.



Antonio Diaz, Strength and Conditioning Coach

Antonio enters his 22nd consecutive season in the Red Sox organization, his 10th as strength and conditioning coach for the club's Dominican Summer League affiliate. He served the previous 12 years as athletic trainer for all Red Sox Dominican Summer and assorted Winter League clubs.

The Dominican resident annually attends spring training to assist with the medical needs for the Red Sox Latin program.



Guillermo Hinojosa, Athletic Trainer

Guillermo returns for his 8th season as athletic trainer for the Red Sox DSL squad. He served as an athletic trainer with Caracas of the Venezuelan Baseball League from 2008-09 and has worked with national amateur teams in Venezuela since 2000.

Born in Los Teques, Venezuela, Hinojosa attended Instituto Pedagogico de Caracas with a specialization in physical education and sport and completed studies in the prevention and treatment of sports injuries in 2015 at CAECE University.

Dominican Summer League Red Sox, Continued

2016 Dominican Summer League Red Sox 1 Season in Review

Record: 50-18, 1st, 2.5 GA (Northwest Division)

In his 10th season with the Red Sox, **Jose Zapata** led the DSL Red Sox 1 to a 1st-place finish in the Northwest Division at 50-18, the best record among the league's 42 teams, as well as the DSL Championship.

Red Sox 1 hitters combined for a .231 team batting average. Club hurlers led the Red Sox system with a 2.22 ERA and allowed the fewest HR in the league (6).

2016 Batting and Pitching Statistics

PLAYER	AVG	G	AB	R	H	2B	3B	HR	RBI	SH	SF	HP	BB	SO	SB	CS	E
Berroa, Ramfis	.247	54	182	26	45	10	5	4	30	0	2	6	24	49	11	4	2
Campana, Marino	.267	25	90	11	24	4	3	2	12	0	1	3	7	18	2	3	1
Chacon, Jesus	.125	32	72	7	9	0	0	0	1	3	0	2	3	26	1	1	5
Cubillan, Ricardo	.231	50	160	40	37	6	2	0	17	3	3	2	38	21	13	3	11
Figuerola, Willis	.202	59	168	31	34	2	2	0	18	4	1	11	28	29	14	8	0
Hernandez, Luis	.231	65	212	38	49	7	0	0	11	4	1	8	47	43	9	7	10
Houellemont, Ivan	.171	13	35	9	6	1	0	0	1	1	0	2	9	12	1	1	2
Jimenez, Ivan	.161	23	62	5	10	2	0	0	2	0	0	2	8	19	0	0	1
Mejias, Jose	.138	43	116	10	16	1	0	0	7	1	3	2	14	39	4	4	0
Muzziotti, Simon	.317	17	60	9	19	2	1	0	10	0	1	0	4	6	1	1	0
Pulido, Carlos	.283	66	223	36	63	9	1	1	27	0	4	12	35	24	1	2	9
Reynoso, Eddy	.278	64	245	28	68	16	3	3	44	0	4	1	12	16	0	3	5
Rincon, Daniel	.136	30	66	7	9	2	0	0	6	1	1	3	10	23	0	1	1
Suarez, Kervin	.274	66	259	40	71	11	3	1	25	1	0	7	21	58	18	7	15
Tejeda, Elwin	.148	43	135	9	20	2	0	0	14	0	4	4	13	38	4	4	7
Torrealba, Eduardo	.247	22	73	11	18	0	0	0	10	1	5	0	10	4	3	4	4
Totals	.231	68	2158	317	498	75	20	11	235	19	30	65	283	425	82	53	82

PITCHER	W-L	ERA	G	GS	CG	SHO	SV	IP	H	R	ER	HR	HB	BB	SO	WP	BK
Adames, Rayniel	2-1	2.74	12	12	0	0	0	46.0	32	17	14	1	6	24	38	7	1
Batista, Edilson	5-2	2.39	13	13	0	0	0	52.2	40	17	14	0	2	20	37	6	0
Bazardo, Eduard	6-2	0.79	17	1	0	0	4	45.1	23	7	4	0	4	18	48	7	0
Caraballo, William	0-1	15.00	5	0	0	0	0	3.0	5	5	5	0	0	6	2	2	0
Cortes, Carlos	2-1	1.59	15	0	0	0	2	34.0	25	11	6	1	1	16	18	2	0
Figuerola, Junior	0-0	3.10	11	0	0	0	0	20.1	20	7	7	0	3	15	9	3	0
Florentino, Juan	2-1	1.26	22	0	0	0	13	28.2	21	4	4	1	1	9	29	3	1
Gonzalez, Cesar	2-0	1.54	5	0	0	0	0	11.2	7	2	2	1	1	5	5	0	0
Mendoza, Ritz	7-0	1.05	14	14	0	0	0	68.1	39	10	8	0	5	13	48	1	1
Mosqueda, Oddanier	2-2	2.36	16	0	0	0	1	42.0	26	15	11	0	3	19	54	9	0
Padron, Angel	0-0	0.00	4	0	0	0	1	7.0	3	0	0	0	1	0	6	0	0
Perez, Geraldo	4-1	2.55	13	0	0	0	2	24.2	21	10	7	0	0	6	18	1	0
Perez, Juan	5-2	2.35	15	14	0	0	0	69.0	51	24	18	1	5	11	42	2	1
Police, Antonio	1-2	4.67	14	0	0	0	2	27.0	20	15	14	1	6	25	26	2	1
Ramirez, Manuel	5-1	2.77	15	0	0	0	1	26.0	9	9	8	0	4	19	18	6	0
Rodriguez, Alejandro	5-1	2.37	13	13	1	1	0	60.2	48	18	16	0	0	14	52	5	0
Rosario, Ramses	2-1	2.63	14	1	0	0	0	41.0	35	22	12	0	3	17	34	7	0
Totals	50-18	2.22	68	68	1	11	26	607.1	425	193	150	6	45	237	484	63	5

Dominican Summer League Red Sox, Continued

2016 Dominican Summer League Red Sox 2 Season in Review

Record: 48-22, 1st, 6.0 GA (Northeast Division)

The DSL Red Sox 2 finished in 1st place for the 2nd consecutive season, and their 2nd season as a Red Sox minor league team, at 46-22 with **Aly Gonzalez** at the helm. The club fell to the DSL Rangers 1, 2-0, in the best-of-3 semi-finals of the Dominican Summer League playoffs.

Red Sox 2 pitchers posted a 2.86 ERA. Club hitters combined for a .258 batting average.

2016 Batting and Pitching Statistics

PLAYER	AVG	G	AB	R	H	2B	3B	HR	RBI	SH	SF	HP	BB	SO	SB	CS	E
Andrade, Fabian	.204	61	201	22	41	6	1	0	14	1	0	4	27	37	5	1	4
Aponte, Dawill	.273	6	11	0	3	0	0	0	1	0	0	0	0	2	0	0	1
Castellanos, Pedro	.326	62	236	28	77	23	4	3	47	0	1	7	20	25	2	5	6
Coca, Yeison	.308	63	260	41	80	5	9	1	26	1	1	1	26	42	12	5	21
Conde, Eduard	.273	51	187	17	51	9	2	1	33	1	4	3	12	27	5	5	10
Guaimaro, Albert	.250	23	88	9	22	10	1	1	13	0	1	1	6	11	4	4	0
Hernandez, Angel	.000	2	5	0	0	0	0	0	0	0	0	0	0	4	0	0	0
Hernandez, Juan	.288	44	160	30	46	3	1	1	22	1	1	4	31	15	12	6	1
Lozada, Everlouis	.298	62	248	48	74	12	4	1	30	2	1	3	35	56	17	6	17
Martinez, Alexander	.263	14	38	9	10	1	0	0	4	0	2	1	5	4	3	0	1
Martinez, Marcos	.191	40	110	15	21	1	0	0	6	2	0	1	19	27	4	1	2
Petit, Keibert	.208	18	48	9	10	1	0	0	4	0	0	3	12	11	2	1	2
Pinero, Antonio	.198	22	81	12	16	0	0	0	6	1	1	0	7	10	7	1	3
Pulgar, Ronaldo	.217	57	212	22	46	4	3	1	17	1	1	4	24	54	6	5	17
Rincones, Rafael	.275	40	120	26	33	5	1	1	20	2	0	4	21	43	6	2	1
Rodriguez, Kleiber	.160	61	200	19	32	4	3	0	22	0	1	4	35	44	1	2	4
Serven, Hemerson	.143	3	7	0	1	0	0	0	0	0	0	0	0	2	0	0	0
Ugueto, Reinaldo	.310	44	129	24	40	7	0	0	12	2	1	12	8	20	11	6	1
Totals	.258	70	2341	331	603	91	29	10	277	14	15	52	288	434	97	50	101

PITCHER	W-L	ERA	G	GS	CG	SHO	SV	IP	H	R	ER	HR	HB	BB	SO	WP	BK
Calvo, Gary	1-1	1.74	5	1	0	0	0	10.1	4	3	2	0	0	3	11	0	1
Familia, Victor	3-0	4.50	19	0	0	0	1	34.0	37	22	17	0	2	15	27	7	1
Gomez, Rafael	1-0	1.29	8	0	0	0	3	14.0	8	2	2	0	0	5	15	0	0
Gonzalez, Jose	8-0	1.32	14	13	0	0	0	68.0	45	13	10	0	7	16	61	3	1
Gutierrez, Ronald	1-2	11.12	9	0	0	0	0	11.1	13	16	14	1	4	16	12	4	0
Guzman, Warlyn	6-1	1.41	21	5	0	0	3	57.1	39	16	9	0	3	21	43	9	0
Jimenez, Andres	1-3	6.25	17	1	0	0	2	36.0	42	27	25	3	4	10	22	8	1
Lacrus, Shair	3-1	3.11	18	0	0	0	3	37.2	34	15	13	0	2	10	35	3	0
Martinez, Joan	1-2	1.88	18	0	0	0	9	28.2	17	7	6	1	5	8	26	2	1
Mata, Bryan	4-4	2.80	14	14	0	0	0	61.0	54	23	19	2	2	19	61	4	1
Medina, Roberto	2-0	3.08	21	0	0	0	2	26.1	29	13	9	1	2	19	16	4	0
Moreno, Rayniel	5-2	2.51	16	10	0	0	0	57.1	45	21	16	0	1	14	34	4	0
Oduber, Ryan	2-0	0.00	4	0	0	0	0	15.1	7	0	0	0	1	2	15	1	0
Pantoja, Yorvin	0-1	3.86	3	3	0	0	0	14.0	12	6	6	1	0	7	13	0	0
Rivero, Luis	4-1	2.34	15	3	0	0	1	50.0	41	18	13	1	2	14	39	1	0
Santos, Gregory	3-3	4.17	16	10	0	0	1	41.0	40	27	19	1	6	26	25	4	2
Tena, Francisco	0-0	2.70	2	0	0	0	0	3.1	5	3	1	0	0	2	2	0	0
Zacarias, Jose	3-1	2.67	14	10	0	0	0	54.0	46	17	16	1	5	15	31	7	0
Totals	48-22	2.86	70	70	0	7	25	619.2	518	249	197	12	46	222	488	61	8

2017 Minor League Players (As of 2/14/17)

ABREU, Juan Carlos

OF

HT: 6-0; **WT:** 175; **BATS:** Right; **THROWS:** Right; **BORN:** 5/30/1997 in Altamonte Springs, FL; **RESIDES:** Casselberry, FL; **SIGNED BY:** Stephen Hargett; **ACQUIRED:** Red Sox 23rd pick (23rd round, 688th overall) in the 2016 June Draft.

2016: Made pro debut and hit .219 (23-for-105) over 34 games for the Gulf Coast League Red Sox...Was 5-for-12 (.417) with RISP and 2 outs...**PERSONAL:** Attended Winter Springs (FL) High School...Had committed to Florida International University before signing with the Red Sox...Was named to the 2016 Rawlings-Perfect Game Florida All-Region 2nd Team.

YEAR	CLUB	AVG	G	AB	R	H	2B	3B	HR	RBI	SH	SF	HP	BB	SO	SB	CS	E
2016	GCL Red Sox	.219	34	105	13	23	5	1	0	13	1	0	2	7	31	2	1	2

ACOSTA, Victor Jesus

INF/OF

HT: 5-11; **WT:** 160; **BATS:** Right; **THROWS:** Right; **BORN:** 6/2/1996 in Maturin, VZ; **RESIDES:** Maturin, VZ; **SIGNED BY:** Fernando Veracerti; **ACQUIRED:** Signed as an international free agent, 10/17/2012.

2016: Spent entire season with Short-A Lowell...Ranked among club leaders in runs (2nd, 35) and hits (T-3rd, 51)...Hit .327 (17-for-52) vs. LHP and .354 (28-for-79) with runners on...Scored at least 1 run in 8 consecutive games from 7/14-22...Made 1st career pitching appearance on 8/11 vs. Tri-City, retiring the only batter he faced...**2015:** Spent entire season with Short-A Lowell...Named a New York-Penn League mid-season All-Star...Led the Spinners with 16 2B and ranked among team leaders in games (3rd, 57), runs (T-3rd, 28), RBI (3rd, 25), and steals (2nd, 9)...Made starts at 3B (36), OF (7), and DH (2)...**2014:** Split time between 2B (21 G) and 3B (21 G) in 42 games for the GCL Red Sox...Tied for the club lead with 31 runs, ranked 2nd with 13 SB, and T-3rd in games played...Hit .390 (23-for-59) in August, the 2nd-best mark in the GCL, and was named the Red Sox Minor League Base Stealer of the Month for August/September after stealing 10 bases without being caught...Hit .375 (6-for-16) over 4 postseason games for the GCL champion Red Sox...**2013:** Named Red Sox Latin Program Player of the Year after hitting .256 (60-for-234) with 11 2B, 8 HR, and 39 RBI in 63 games for the DSL Sox...T-3rd among DSL leaders in HR and was selected as a DSL All-Star...Paced the club in AVG, RBI, HR, and total bases (97).

YEAR	CLUB	AVG	G	AB	R	H	2B	3B	HR	RBI	SH	SF	HP	BB	SO	SB	CS	E
2013	DSL Red Sox	.256	63	234	26	60	11	1	8	39	0	2	3	25	23	9	2	18
2014	GCL Red Sox	.268	42	149	31	40	11	0	2	21	2	1	4	14	30	13	1	9
2015	Lowell	.251	57	211	28	53	16	1	1	25	1	2	6	12	42	9	3	8
2016	Lowell	.274	50	186	35	51	7	3	0	21	4	2	1	11	36	5	2	0
Minor League Totals		.262	212	780	120	204	45	5	11	106	7	7	14	62	131	36	8	35

ADAMES, Rayniel

LHP

HT: 6-6; **WT:** 175; **BATS:** Left; **THROWS:** Left; **BORN:** 9/7/1997 in Cotui, DR; **RESIDES:** Cotui, DR; **SIGNED BY:** Eddie Romero and Michel DeJesus; **ACQUIRED:** Signed as an international free agent, 1/14/2016.

2016: Made pro debut with the DSL Red Sox1, going 2-1 with a 2.74 ERA (14 ER/46.0 IP)...Held opponents to a .196 AVG (32-for-163) and only 1 HR...Posted a 1.33 ERA (4 ER/27.0 IP) in 6 starts from 6/18-7/19.

YEAR	CLUB	W-L	ERA	G	GS	CG	SHO	SV	IP	H	R	ER	HR	HB	BB	SO	WP	BK
2016	DSL Red Sox1	2-1	2.74	12	12	0	0	0	46.0	32	17	14	1	6	24	38	7	1

ANDERSON, Shaun

RHP

HT: 6-4; **WT:** 225; **BATS:** Right; **THROWS:** Right; **BORN:** 10/29/1994 in Coral Springs, FL; **RESIDES:** Coral Springs, FL; **SIGNED BY:** Stephen Hargett; **ACQUIRED:** Red Sox 3rd pick (3rd round, 88th overall) in the 2016 June Draft.

2016: Made 2 starts for Short-A Lowell in pro debut...Allowed 3 runs with 2 SO over 1.1 IP in his 1st start on 7/30 vs. Batavia...**PERSONAL:** Pitched at the University of Florida...As the club's closer in 2016, allowed only 5 ER in 46.1 IP (0.97 ERA) over 36 appearances and was named to the All-SEC First Team...Led the SEC with 13 saves and 30 games finished...Named to the SEC Academic Honor Roll in 2014 and 2015...Pitched for the Cape Cod League's Wareham Gatemen in 2015.

YEAR	CLUB	W-L	ERA	G	GS	CG	SHO	SV	IP	H	R	ER	HR	HB	BB	SO	WP	BK
2016	Lowell	0-0	30.38	2	2	0	0	0	2.2	12	9	9	1	0	0	4	3	0

AYBAR, Yoan Miguel

OF

HT: 6-2; **WT:** 165; **BATS:** Left; **THROWS:** Left; **BORN:** 7/3/1997 in Bani, DR; **RESIDES:** Bani, DR; **SIGNED BY:** Eddie Romero and Jonathan Cruz; **ACQUIRED:** Signed as an international free agent, 7/3/2013.

Enters the 2017 season ranked by *Baseball America* as the Red Sox' No. 19 prospect, as well as having the best outfield arm among BOS minor leaguers...**2016:** Spent entire season with Short-A Lowell...Following the season, ranked by *Baseball America* as having the best OF arm in the Red Sox organization...Led New York-Penn League OF in total chances (152) and putouts (139)...Also ranked T-3rd in assists (8) and T-4th in double plays (2)...Played no OF position other than CF...Hit a game-winning, 2-run HR on 7/24 at West Virginia, breaking a 2-2 tie in the 12th inning of the Spinners' 5-2 victory...Hit .320 (16-for-50) with a HR and 6 RBI in his first 13 games...**2015:** Spent entire season with the GCL Red Sox in his U.S. debut...Ranked among club leaders in games (2nd, 45), hits (2nd, 42), 3B (2nd, 3), and total bases (2nd, 53)...Posted a .990 fielding percentage (1 E/99 TC), recording 7 OF assists and 1 double play...Named Red Sox Minor League Defensive Player of the Month for July and August/September...Hit .330 (31-for-94) during a 26-game stretch from 6/26-8/5...Following the season, ranked by *Baseball America* as the No. 22 prospect in the Sox organization, as well as having the best OF arm in the system...**2014:** Spent 1st pro season with the DSL Red Sox...Earned DSL mid-season All-Star honors...Ranked 2nd on the team in 2B (12) and 3B (9).

YEAR	CLUB	AVG	G	AB	R	H	2B	3B	HR	RBI	SH	SF	HP	BB	SO	SB	CS	E
2014	DSL Red Sox	.271	56	214	33	58	12	9	0	26	1	1	4	11	54	7	6	1
2015	GCL Red Sox	.268	45	157	19	42	5	3	0	16	1	3	1	7	46	6	6	1
2016	Lowell	.207	60	222	18	46	7	4	3	19	1	1	4	8	61	3	4	5
Minor League Totals		.246	161	593	70	146	24	16	3	61	3	5	9	26	161	16	16	7

Minor League Players, Continued

BALDWIN, Roldani

3B/C

HT: 5-11; **WT:** 175; **BATS:** Right; **THROWS:** Right; **BORN:** 3/16/1996 in Puerto Plata, DR; **RESIDES:** Puerto Plata, DR; **SIGNED BY:** Eddie Romero and Manny Nanita; **ACQUIRED:** Signed as an international free agent, 11/25/2013.

Enters the 2017 season ranked by *Baseball America* as the Red Sox' No. 29 prospect...**2016:** Combined with Short-A Lowell (25 G) and Single-A Greenville (61 G) to hit .266 (85-for-320)...Made 39 starts at catcher and 39 at 3B...Threw out 17 of 52 (32.7%) attempted base stealers...Hit .330 (30-for-91) with RISP...Began the season with Greenville...Spent time on the DL from 4/17-23, 5/16-22, and 6/3-13...Transferred to Lowell on 6/14...Hit safely in his first 13 games with the Spinners (6/17-7/1), batting .392 (20-for-51) during that span...Returned to Greenville on 7/18 and spent the remainder of the season with the Drive...**2015:** Combined with the GCL Red Sox (47 G) and Short-A Lowell (3 G) to hit .288 (47-for-163) with a .359 OBP...Led the GCL Sox in games, hits (45), 2B (tied), HR (3), RBI (25), and total bases (62), striking out only 19 times...Ranked 10th in the GCL in AVG (.288)...Started 38 games at 3B and 4 at catcher...Hit .426 (20-for-47) during a 14-game hitting streak from 8/5-19...Went 4-for-12 with an RBI in the GCL playoffs, helping the Sox win the league title...Transferred to Lowell on 9/3 and played in 3 games (2 starts) with the Spinners...**2014:** Spent entire 1st pro season with the DSL Red Sox...Played 29 games at 3B and 17 at catcher.

YEAR	CLUB	AVG	G	AB	R	H	2B	3B	HR	RBI	SH	SF	HP	BB	SO	SB	CS	E
2014	DSL Red Sox	.269	65	242	36	65	10	3	4	42	0	1	7	27	41	3	1	11
2015	GCL Red Sox	.288	47	156	18	45	8	0	3	25	0	7	8	14	19	1	1	9
	Lowell	.286	3	7	0	2	1	0	0	0	0	0	0	0	1	0	0	1
2016	Greenville	.249	61	225	26	56	12	0	3	23	3	2	2	9	57	1	1	12
	Lowell	.305	25	95	10	29	8	1	1	14	0	2	3	6	21	0	0	5
Minor League Totals		.272	201	725	90	197	39	4	11	104	3	12	20	56	139	5	3	38

BALL, Ronald Eugene (Trey)

LHP

HT: 6-6; **WT:** 185; **BATS:** Left; **THROWS:** Left; **BORN:** 6/27/1994 in New Castle, IN; **RESIDES:** New Castle, IN; **SIGNED BY:** John Pyle; **ACQUIRED:** Red Sox 1st pick (1st round, 7th overall) in the 2013 June Draft.

Enters the 2017 season ranked by *Baseball America* as the Red Sox' No. 15 prospect...**2016:** Spent entire season with High-A Salem...Ranked 6th in the Carolina League in ERA (3.84)...Also ranked 2nd on the team in IP (117.1) and SO (86)...Placed on 7-day DL from 4/7-27...Named Red Sox Minor League Starting Pitcher of the Month for May, going 2-1 with a 1.80 ERA and .176 opponent AVG in 5 starts (30.0 IP, 18 H, 6 ER)...Also named CL Player of the Week for 6/20-26...Following the season, made 11 relief appearances for Surprise in the Arizona Fall League and held opponents to a .204 AVG (13.1 IP, 10 H, 9 ER)...**2015:** Spent entire season with High-A Salem...Ranked among team leaders in wins (2nd, 9), starts (T-2nd, 25), innings (3rd, 129.1), and SO (T-4th, 77)...Made 6 scoreless starts...Following the season, ranked by *Baseball America* as the Sox' No. 2 LHP prospect, the organization's No. 17 prospect overall...Threw 6.0 no-hit innings on 4/17 vs. Carolina (2 BB)...Named Red Sox Minor League Starting Pitcher of the Month for June...Recorded 3 consecutive scoreless starts on 6/4 (6.0 IP), 6/9 (5.2 IP), and 6/14 (4.0 IP), allowing only 2 hits in each...Posted a 2.45 ERA (18 ER/66.0 IP) during a 12-start span from 5/19-7/18...**2014:** Started 22 games for Single-A Greenville...Placed on the DL on 5/10 and reinstated on 5/19...Went 4-3 with a 2.70 ERA (17 ER/56.2 IP) and .195 opponent AVG (40-for-205) in his final 11 starts...**2013:** Made 5 starts for the GCL Red Sox in his pro debut...Following the season, ranked by *Baseball America* as the Red Sox' No. 15 prospect...**PERSONAL:** Named Gatorade Indiana Baseball Player of the Year in 2013 after going 6-0 with a 0.76 ERA...Tabbed No. 1 draft eligible LHP by *Baseball America*...Also hit .329 with 9 HR and 20 steals as an OF.

YEAR	CLUB	W-L	ERA	G	GS	CG	SHO	SV	IP	H	R	ER	HR	HB	BB	SO	WP	BK
2013	GCL Red Sox	0-1	6.43	5	5	0	0	0	7.0	10	7	5	1	0	6	5	1	0
2014	Greenville	5-10	4.68	22	22	0	0	0	100.0	111	69	52	9	3	39	68	5	1
2015	Salem	9-13	4.73	25	25	0	0	0	129.1	129	78	68	16	3	60	77	12	1
2016	Salem	8-6	3.84	23	23	0	0	0	117.1	121	61	50	8	8	68	86	8	0
Minor League Totals		22-30	4.45	75	75	0	0	0	353.2	371	215	175	34	14	173	236	26	2

BARRIENTO, Juan Manuel

OF/INF

HT: 6-2; **WT:** 201; **BATS:** Right; **THROWS:** Right; **BORN:** 4/28/1996 in Santiago, DR; **RESIDES:** Santiago, DR; **SIGNED BY:** Carlos Lugo; **ACQUIRED:** Signed as an international free agent, 4/22/2014.

2016: Spent entire season with the GCL Red Sox...Ranked 6th in the GCL in AVG (.298)...Also ranked among team leaders in HR (T-1st, 2), RBI (T-1st, 21), runs (3rd, 21), and AVG (3rd)...Made 34 starts in RF, 13 at DH, and 1 at 3B...Recorded 5 OF assists...Hit .380 (19-for-50) with RISP...Batted .321 (27-for-84) with 2 HR and 15 RBI in July...**2015:** Led the DSL Red Sox2 in 2B (15) and ranked among leaders in 3B (T-3rd, 4), HR (2nd, 5), RBI (2nd, 51), and total bases (2nd, 111)...Made 52 starts in LF and 8 at 1B...Batted .366 (37-for-101) with RISP...Hit 2 HR in a 6-5 win over the DSL Brewers on 6/1...**2014:** Spent 1st professional season with the DSL Red Sox, making 14 starts at 1B and 10 in the OF.

YEAR	CLUB	AVG	G	AB	R	H	2B	3B	HR	RBI	SH	SF	HP	BB	SO	SB	CS	E
2014	DSL Red Sox	.255	26	102	14	26	0	1	1	11	0	0	1	6	16	2	1	2
2015	DSL Red Sox2	.268	68	272	41	73	15	4	5	51	0	2	4	15	46	7	6	2
2016	GCL Red Sox	.298	49	178	21	53	8	0	2	21	0	2	2	13	41	2	2	4
Minor League Totals		.275	143	552	76	152	23	5	8	83	0	4	7	34	103	11	9	8

BATISTA, Edison

LHP

HT: 6-3; **WT:** 210; **BATS:** Left; **THROWS:** Left; **BORN:** 7/7/1997 in Marilla, Brazil; **RESIDES:** Marilla, Brazil; **SIGNED BY:** Eddie Romero; **ACQUIRED:** Signed as an international free agent, 7/2/2014.

2016: Spent entire season with the DSL Red Sox1...Ranked T-3rd on the team with 5 wins and 13 starts...Held LHH to a .125 AVG (3-for-24)...Made 6 scoreless appearances of at least 5.0 IP, including 3 straight from 8/4-18 (15.2 IP)...Pitched 5.0 no-hit innings on 8/4 at the DSL Marlins (7 SO, 1 BB)...Following the season, pitched 1.0 inning in Brazil's 10-0 win over Pakistan in the World Baseball Classic Qualifiers...**2015:** Made pro debut with the DSL Red Sox1.

Minor League Players, Continued

YEAR	CLUB	W-L	ERA	G	GS	CG	SHO	SV	IP	H	R	ER	HR	HB	BB	SO	WP	BK
2015	DSL Red Sox1	1-2	4.50	13	1	0	0	0	36.0	50	35	18	1	3	9	18	4	0
2016	DSL Red Sox1	5-2	3.29	13	13	0	0	0	52.2	40	17	14	0	2	20	37	6	0
Minor League Totals		6-4	3.25	26	14	0	0	0	88.2	90	52	32	1	5	29	55	10	0

BAUTISTA, Gerson

RHP

HT: 6-2; **WT:** 170; **BATS:** Right; **THROWS:** Right; **BORN:** 5/31/1995 in San Juan, DR; **RESIDES:** Juan de Herrera, DR; **SIGNED BY:** Manny Nanita; **ACQUIRED:** Signed as an international free agent, 4/1/2013.

Enters the 2017 season ranked by *Baseball America* as the Red Sox' No. 20 prospect, as well as having the best fastball among BOS minor leaguers...**2016:** Combined with Short-A Lowell (8 G) and Single-A Greenville (15 G) to go 1-4, 2.55 ERA (10 ER/35.1 IP)...Was 6-for-6 in save opportunities...Combined to hold RHH to a .171 AVG (13-for-76)...Transferred to Greenville on 7/17 and spent the rest of the season there...**2015:** Spent entire season with the GCL Red Sox...Led the organization with a 2.77 ERA (16 ER/52.0 IP)...Ranked 5th in the GCL in ERA, T-2nd in starts, and 2nd in opponent AVG (.196)...Led the GCL Sox in starts and innings and ranked 2nd in strikeouts (41)...Allowed 7 ER and 7 hits in 2.1 IP on 7/17 at the GCL Twins, but posted a 1.27 ERA (9 ER/49.2 IP) and .170 opponent AVG (29-for-171) in his other 11 appearances...Allowed only 1 HR all season...Held opponents to a .266 SLG...Pitched 4.0 hitless innings on 7/31 at the GCL Twins...**2014:** Made pro debut with the DSL Red Sox...Led the league in ERA (1.03) and ranked 2nd in opponent AVG (.174, 37-for-213)...Did not allow an earned run in his first 28.0 IP (66-7/5)...Allowed 1 hit in 6.0 scoreless innings in back-to-back starts on 6/18 and 6/24...Held opponents to a .108 AVG (9-for-83) in 5 June starts...Allowed 1 ER or fewer in 11 of his 12 appearances...Held opponents to a .221 SLG.

YEAR	CLUB	W-L	ERA	G	GS	CG	SHO	SV	IP	H	R	ER	HR	HB	BB	SO	WP	BK
2014	DSL Red Sox	2-1	1.03	13	12	0	0	0	61.0	37	15	7	1	2	21	32	8	1
2015	GCL Red Sox	3-3	2.77	12	11	0	0	0	52.0	36	18	16	1	2	27	41	8	0
2016	Lowell	0-0	0.87	8	0	0	0	5	10.1	5	1	1	0	0	2	13	1	0
	Greenville	1-4	3.24	15	0	0	0	1	25.0	20	11	9	3	2	11	23	2	0
Minor League Totals		6-8	2.00	48	23	0	0	6	148.1	98	45	33	5	6	61	109	19	1

BEEKS, Jalen Christopher

LHP

HT: 5-11; **WT:** 195; **BATS:** Left; **THROWS:** Left; **BORN:** 7/10/1993 in Fayetteville, AR; **RESIDES:** Prairie Grove, AR; **SIGNED BY:** Chris Mears; **ACQUIRED:** Red Sox 13th pick (12th round, 374th overall) in the 2014 June Draft.

2016: Combined with High-A Salem (13 GS) and Double-A Portland (13 GS) to go 9-8 with a 3.87 ERA (57 ER/132.2 IP)...Held opponents to a .217 AVG with RISP (30-for-138)...Was 2-1 with a 2.25 ERA (5 ER/20.0 IP) in 4 starts in April...Transferred to Portland on 6/23 and fanned a career-high 10 batters that day vs. Harrisburg...Following the season, made 10 relief appearances for Surprise in the Arizona Fall League (12.1 IP, 9 ER, 13 SO)...**2015:** Spent entire season with Single-A Greenville...Led Red Sox minor leaguers in IP (145.2) and ranked 5th in SO (100) and 10th in ERA (4.32)...Led the Drive in wins (tied, 9), starts (26), innings, and SO...Had the 5th-lowest unintentional BB/9.0 IP ratio in the South Atlantic League (1.73), also ranking 4th in innings...Recorded 10 quality starts...Named Red Sox Minor League Starting Pitcher of the Month for May...Threw 7.0 scoreless innings on 5/15 at Charleston...Allowed only 2 hits in 6.0 scoreless innings on 6/11 vs. Augusta...Was on the DL from 8/13-21...**2014:** Made only 2 appearances for the GCL Red Sox in his pro debut...Was on the DL from 7/5-8/18...**PERSONAL:** Made 42 pitching appearances in 2 seasons (2013-14) for the University of Arkansas, going 12-6 with a 2.05 ERA...Pitched in 19 games for Crowder Junior College in 2012...Was a 4-time all-conference selection and 2-time all-state selection at Prairie Grove (AR) High School...Struck out 21 batters in a game as a junior in 2010.

YEAR	CLUB	W-L	ERA	G	GS	CG	SHO	SV	IP	H	R	ER	HR	HB	BB	SO	WP	BK
2014	GCL Red Sox	0-0	0.00	2	0	0	0	0	5.0	3	0	0	0	0	0	8	0	0
2015	Greenville	9-7	4.32	26	26	0	0	0	145.2	156	82	70	17	4	28	100	3	2
2016	Salem	4-4	3.07	13	13	1	0	0	67.1	67	25	23	9	4	24	55	5	0
	Portland	5-4	4.68	13	13	0	0	0	65.1	72	37	34	6	2	28	56	5	1
Minor League Totals		18-15	4.03	54	52	1	0	0	283.1	298	144	127	32	10	80	219	13	3

BERROA, Ramfis

OF

HT: 6-2; **WT:** 190; **BATS:** Right; **THROWS:** Right; **BORN:** 11/2/1995 in Sabana Grande de Palenque, DR; **RESIDES:** Sabana Grande de Palenque, DR; **SIGNED BY:** Eddie Romero and Manny Nanita; **ACQUIRED:** Signed as an international free agent, 1/27/2015.

2016: Spent entire season with the DSL Red Sox1...Led the team in triples (5) and HR (4)...Also ranked among team leaders in doubles (3rd, 10), RBI (2nd, 30), total bases (T-3rd, 77), SLG (2nd, .423), and OPS (2nd, .774)...Hit his 1st career grand slam on 6/13 vs. the DSL Rays1...**2015:** Made pro debut with the DSL Red Sox2...Ranked T-3rd on the team in HR (3)...Hit .483 (14-for-29) with a 1.111 OPS in 10 games in July and .409 (9-for-22) vs. LHP.

YEAR	CLUB	AVG	G	AB	R	H	2B	3B	HR	RBI	SH	SF	HP	BB	SO	SB	CS	E
2015	DSL Red Sox2	.253	49	162	28	41	10	2	3	21	0	3	7	21	32	7	6	1
2016	DSL Red Sox1	.247	54	182	26	45	10	5	4	30	0	2	6	24	49	11	4	2
Minor League Totals		.250	103	344	54	86	20	7	7	51	0	5	13	45	81	18	10	3

BETHEA, Daniel Taylor (Dannny)

C

HT: 6-1; **WT:** 210; **BATS:** Right; **THROWS:** Right; **BORN:** 1/31/1990 in La Jolla, CA; **RESIDES:** Carlsbad, CA; **SIGNED BY:** Ray Fagnant; **ACQUIRED:** Red Sox 34th pick (34th round, 1,013th overall) in the 2013 June Draft.

2016: Began the season on the 7-day DL and was reinstated on 6/1...Played in 1 game with Triple-A Pawtucket on 6/3 and in 1 with High-A Salem on 6/4...Transferred to Double-A Portland on 6/5 and spent the remainder of the season with the Sea Dogs...Threw out 8 of 31 (25.8%) attempted base stealers...**2015:** Combined at 3 levels of the Red Sox organization to hit .250 (40-for-160), including .318 (14-for-44) with 5 2B in 2 stints with Double-A Portland...Hit .333 (13-for-39) against LHP...

Minor League Players, Continued

Threw out 13 of 53 (25%) attempted base stealers in 41 starts at catcher...**2014:** Appeared in 27 games between Short-A Lowell (8 G), Double-A Portland (2 G), and Single-A Greenville (17 G), combining to hit .247 (21-for-85)...Began the season with the Spinners before a 7/12 promotion to Portland...Played in just 2 games for the Sea Dogs from 7/12-27 and was placed on the DL on 7/28...Reinstated on 8/5 and transferred to Greenville...**2013:** Played 14 games with the GCL Red Sox before being transferred to Short-A Lowell on 7/25...In 31 games with Lowell, hit .368 (14-for-38) vs. LHP...**PERSONAL:** Hit .276 (53-for-192) in 56 games as a senior at St. John's University in 2013...Named to the Big East All-Tournament Team in 2012.

YEAR	CLUB	AVG	G	AB	R	H	2B	3B	HR	RBI	SH	SF	HP	BB	SO	SB	CS	E
2013	GCL Red Sox	.140	14	43	1	6	2	0	0	6	0	2	0	6	3	0	0	3
	Lowell	.261	31	111	21	29	5	0	1	18	0	2	4	11	28	1	0	0
2014	Lowell	.067	8	15	1	1	0	0	0	1	0	1	0	3	4	0	0	0
	Portland	.250	2	8	0	2	1	0	0	3	0	0	0	1	1	0	0	0
	Greenville	.290	17	62	9	18	0	0	2	7	0	0	0	4	9	0	1	1
2015	Greenville	.250	22	72	8	18	4	0	0	10	0	2	2	7	13	0	0	1
	Portland	.318	12	44	7	14	5	0	0	5	0	0	0	0	14	0	0	0
	Salem	.182	12	44	3	8	3	0	0	2	1	0	0	2	12	0	1	3
2016	Pawtucket	.000	1	4	0	0	0	0	0	0	0	0	0	0	1	0	0	0
	Salem	.250	1	4	0	1	1	0	0	1	0	0	0	0	1	0	0	0
	Portland	.180	31	100	10	18	8	0	2	7	3	1	0	4	24	0	1	3
Minor League Totals		.227	151	507	60	115	29	0	5	60	10	2	6	38	110	1	3	11

BETTS, Jordan

INF/OF

HT: 6-3; **WT:** 220; **BATS:** Right; **THROWS:** Right; **BORN:** 10/6/1991 in Wilmington, NC; **RESIDES:** Jacksonville, NC; **SIGNED BY:** Pat Portugal; **ACQUIRED:** Red Sox 19th pick (18th round, 554th overall) in the 2014 June Draft.

2016: Combined with High-A Salem (77 G) and Double-A Portland (13 G) to hit .228 (72-for-316)...Ranked T-3rd on Salem in HR (4)...Hit .302 (13-for-43) in June...Made 1st career pitching appearance on 9/1 vs. Winston-Salem, tossing 1.0 shutout inning...Earned his 1st career save on 9/4 vs. Lynchburg...**2015:** Spent entire season with High-A Salem, leading the club in games (113) and ranking among leaders in runs (T-2nd, 40) and 2B (3rd, 21)...Made 74 starts at 3B and 36 at 1B...Had a season-high 5 RBI on 6/9 at Lynchburg...On 6/16 at Wilmington, broke a 3-3 tie with a 2-out HR in the 9th inning of a 4-3 win...**2014:** Spent 1st pro season with Short-A Lowell, leading the Spinners in HR (10), RBI (40), BB (tied, 25), and SLG (.479)...Ranked 5th in the New York-Penn League in HR, T-6th in RBI, and 8th in SLG...Became the 1st Lowell player to hit double-digit HR in a season since 2008 (Luis Somoza, 11)...Earned NYPL mid-season All-Star honors...**PERSONAL:** Was a 4-year starter (2011-14) and 2-time All-ACC selection (2013-14) at Duke University...Recorded 69 career 2B, 2nd-most in school history at the time...Attended New Hanover (NC) High School, where he hit .517 as a junior and was named the conference's Player of the Year as a senior...Was also quarterback of the football team.

YEAR	CLUB	AVG	G	AB	R	H	2B	3B	HR	RBI	SH	SF	HP	BB	SO	SB	CS	E
2014	Lowell	.269	64	242	32	65	17	2	10	40	0	3	0	25	76	1	2	8
2015	Salem	.212	113	387	40	82	21	1	4	33	0	3	4	33	121	5	1	20
2016	Salem	.241	77	270	31	65	24	1	4	42	2	3	0	28	67	1	1	5
	Portland	.152	13	46	4	7	3	0	1	8	0	0	0	2	15	0	0	1
Minor League Totals		.232	267	945	107	219	65	4	19	123	2	9	4	88	279	7	4	34

BOGUSEVIC, Brian Thomas - See Page 78

OF

BOYD, Logan William

LHP

HT: 6-2; **WT:** 205; **BATS:** Left; **THROWS:** Left; **BORN:** 11/26/1993 in San Antonio, TX; **RESIDES:** Humble, TX; **SIGNED BY:** Jon Adkins; **ACQUIRED:** Red Sox 18th pick (19th round, 561st overall) in the 2015 June Draft.

2016: Spent the entire season with Single-A Greenville...Led Red Sox farmhands in wins (14)...Ranked 1st on the team in starts (27), innings pitched (139.1), and SO (112)...Named South Atlantic League Pitcher of the Week (7/18-24)...Allowed only 1 hit and fanned a career-high 8 batters in 7.0 IP on 7/21 vs. Greensboro...Won 5 consecutive starts from 7/21-8/11...**2015:** Made pro debut with Short-A Lowell...Ranked 2nd on the team in wins, going 4-0 in 13 outings (1 start)...Held RHH to a .198 AVG (19-for-96) and .278 OBP...**PERSONAL:** Played baseball for 3 seasons at Sam Houston State University (TX)...Went 6-4, 3.49 ERA in 15 starts as a junior in 2015...Graduated from Ascotia (TX) High School.

YEAR	CLUB	W-L	ERA	G	GS	CG	SHO	SV	IP	H	R	ER	HR	HB	BB	SO	WP	BK
2015	Lowell	4-0	2.85	13	1	0	0	0	41.0	41	13	13	3	4	13	37	1	0
2016	Greenville	14-7	4.78	27	27	0	0	0	139.1	169	83	74	10	2	31	112	7	0
Minor League Totals		18-7	4.24	40	28	0	0	0	180.1	210	96	87	13	6	44	149	8	0

BRAKEMAN, Robert Marcus (Marc)

RHP

HT: 6-2; **WT:** 185; **BATS:** Left; **THROWS:** Right; **BORN:** 6/15/1994 in St. Petersburg, FL; **RESIDES:** Vancouver, WA; **SIGNED BY:** Josh Labandeira; **ACQUIRED:** Red Sox 15th pick (16th round, 471st overall) in the 2015 June Draft.

2016: Spent entire season with Single-A Greenville...Held RHH to a .207 AVG (36-for-174)...Went 3-1 with a 2.70 ERA (10 ER/33.1 IP) out of the bullpen...Had 9 SO in 6.0 IP on 5/31 vs. Charleston...Earned 1st career save on 7/9 vs. Lexington...On the DL from 7/15-8/3...**2015:** Made 1 appearance in pro debut, starting for the GCL Red Sox on 8/28 at the GCL Twins (1.0 IP, 2 H)...Following the season, rated by *Baseball America* as having the best changeup in the Sox organization...**PERSONAL:** Played baseball for 3 seasons at Stanford University, going 3-7 with a 3.37 ERA (44 ER/117.2 IP) in 36 appearances (11 starts)...Graduated from Shorecrest Preparatory School (FL), where he was a 4-time MVP of the baseball team.

YEAR	CLUB	W-L	ERA	G	GS	CG	SHO	SV	IP	H	R	ER	HR	HB	BB	SO	WP	BK
2015	GCL Red Sox	0-0	0.00	1	1	0	0	0	1.0	2	0	0	0	0	0	0	0	0
2016	Greenville	5-5	4.33	24	9	0	0	1	72.2	74	40	35	6	5	19	76	4	0
Minor League Totals		5-5	4.28	25	10	0	0	1	73.2	76	40	35	6	5	19	76	4	0

Minor League Players, Continued

BUTLER, Daniel (Dan) John - See Page 89

C

BUTTREY, Ty Douglas

RHP

HT: 6-6; **WT:** 230; **BATS:** Left; **THROWS:** Right; **BORN:** 3/31/1993 in Matthews, NC; **RESIDES:** Gulfport, FL; **SIGNED BY:** Quincy Boyd; **ACQUIRED:** Red Sox 6th pick (4th round, 151st overall) in the 2012 June Draft.

2016: Spent the entire season with Double-A Portland...Held LHH to a .237 AVG (33-for-139)...Posted a 3.00 ERA (14 ER/42.0 IP) in 24 appearances as a reliever...Recorded a 1.67 ERA (5 ER/27.0 IP) in 16 appearances from 7/1-8/27...**2015:** Combined with Single-A Greenville (4 GS) and High-A Salem (21 GS) to go 9-10 with a 3.92 ERA (60 ER/137.2 IP)...Ranked 8th in the Sox system in ERA and T-3rd in SO (103)...After the season, ranked by *Baseball America* as the No. 18 prospect in the organization...Named Red Sox Minor League Starting Pitcher of the Month for April with Greenville...Pitched 5.0 hitless innings on 4/26 vs. Asheville...Transferred to Salem on 5/1 and won his first 4 decisions...Did not allow a HR in his first 11 starts with Salem (60.2 IP)...Pitched 7.0 scoreless innings in his 2nd start with Salem on 5/8 vs. Carolina (3 H, 0 BB, 6 SO)...Combined to go 6-1, 2.54 ERA (14 ER/49.2 IP) in May and June (9 GS)...Allowed 1 ER in 4 of 5 starts from 7/23-8/14...**2014:** Combined with Single-A Greenville, the GCL Red Sox, and Short-A Lowell to go 0-5 with a 5.74 ERA (40 ER/62.2 IP) in 16 appearances (15 GS)...Began the season with Greenville but made just 4 starts for the Drive before landing on the DL on 5/19...Made 5 rehab appearances (4 starts) between the GCL (7/3-8) and Lowell (7/14-24)...Activated on 7/29...**2013:** Topped organizational leaders with a 2.21 ERA (15 ER/61.0 IP) for Short-A Lowell, 7th best in the New York-Penn League...Allowed 2 ER or fewer in each of his final 5 starts (1.52 ERA)...**2012:** Made 4 appearances (3 GS) with the GCL Red Sox in pro debut...**PERSONAL:** Went 9-2 with a 0.91 ERA (7 ER/69.0 IP) at Providence (NC) Senior High School in 2012.

YEAR	CLUB	W-L	ERA	G	GS	CG	SHO	SV	IP	H	R	ER	HR	HB	BB	SO	WP	BK
2012	GCL Red Sox	0-0	1.80	4	3	0	0	0	5.0	5	2	1	0	1	1	5	0	1
2013	Lowell	4-3	2.21	13	13	0	0	0	61.0	54	21	15	0	5	21	35	7	0
2014	Greenville	0-5	6.85	11	11	0	0	0	46.0	59	41	35	5	1	24	40	4	0
	GCL Red Sox	0-0	1.80	2	2	0	0	0	5.0	2	1	1	0	1	1	4	0	0
	Lowell	0-0	3.09	3	2	0	0	0	11.2	11	6	4	0	0	7	12	2	1
2015	Greenville	1-0	2.45	4	4	0	0	0	22.0	17	8	6	2	1	3	22	0	0
	Salem	8-10	4.20	21	21	0	0	0	115.2	117	62	54	5	5	45	81	13	1
2016	Portland	1-9	4.44	33	9	0	0	0	79.0	80	52	39	6	7	46	52	5	1
Minor League Totals		14-27	4.04	91	65	0	0	0	345.1	345	193	155	18	21	148	251	31	4

CABRAL, Cesar Augusto

LHP

HT: 6-3; **WT:** 250; **BATS:** Left; **THROWS:** Left; **BORN:** 2/11/1989 in Sabana Grande de Palenque, DR; **RESIDES:** San Cristobal, DR; **SIGNED BY:** Luis Schecker; **ACQUIRED:** Signed as a minor league free agent, 1/5/2017.

2016: Made 7 relief appearances for BAL's Triple-A Norfolk, going 1-0 and allowing 9 ER in 8.1 IP (9.72 ERA)...Released on 5/3...**2015:** Appeared in 2 ML games, but spent the majority of the season with Triple-A Norfolk, his 1st year in the BAL organization...Ranked 2nd on the Tides with 45 appearances...Also had 2 scoreless efforts (4.0 IP) with Double-A Bowie in April and 2 scoreless outings (1.0 IP) with the Orioles in June...Held his opponents scoreless in his first 25 overall outings between the 3 levels from 4/9-6/12 (24.0 IP, 15 H, 6 BB, 27 SO)...Designated for assignment on 9/6...**2014:** Began the year with Triple-A Scranton/Wilkes-Barre, making 1 appearance before being recalled to NYY...Made 4 appearances for the Yankees and was designated for assignment on 4/19...Split the remainder of the season between Scranton/WB and Double-A Trenton...After the season, made 13 appearances for Aguilas in the Dominican Winter League...**2013:** Made his ML debut with NYY, posting a 2.45 ERA (1 ER/3.2 IP) over 8 outings and allowing just 1 of 8 inherited runners to score...Began the season on the 60-day DL recovering from left elbow surgery performed on 6/1/12...Began a rehab assignment with Single-A Tampa on 5/14, recording a 2.57 ERA (2 ER/7.0 IP) in 5 games...Transferred to Double-A Trenton on 5/31 for 3 more rehab appearances...Reinstated on 6/14 and outrighted to Trenton...Made 12 more appearances for Trenton and 10 for Scranton/Wilkes-Barre before being selected to the ML roster on 9/1...**2012:** Suffered a left elbow fracture in spring training and missed the entire season...Underwent surgery on 6/1...**2011:** Split the year between High-A Salem and Double-A Portland...Combined for a 2.95 ERA (18 ER/55.0 IP) and 9 saves while striking out 70 in 55.0 frames (11.5 SO/9.0 IP)...Began the year with Salem, going 1-0 with a 1.62 ERA (3 ER/16.2 IP) and converting each of his 8 save opportunities...Promoted to Portland on 5/17 and fanned 46 batters over 24 appearances there (38.1 IP)...Following the season, pitched in 20 games for Aguilas in the Dominican Winter League, going 1-0 with a 0.71 ERA (1 ER/12.2 IP)...**2010:** Combined with Single-A Greenville and High-A Salem to go 4-0 with 9 saves and a 3.63 ERA (32 ER/79.1 IP) in 45 games...Held opponents scoreless through 16.1 frames over 8 May appearances, earning Red Sox Minor League Pitcher of the Month honors...Allowed just 1 ER in 31.1 IP with Greenville (0.29 ERA)...**2009:** Ranked 2nd on Short-A Lowell with 4 saves in a career-high 15 games (6 GS)...Converted all 4 save chances and went 1-0 with a 3.00 ERA (7 ER/21.0 IP) and 23 SO out of the bullpen...**2008:** Made 11 appearances (9 GS) with the GCL Red Sox...**2007:** Paced the DSL Red Sox with a 1.76 ERA (13 ER/66.1 IP)...Also led the team with 5 wins and 66.0 IP and ranked 3rd with 58 SO...**2006:** Made pro debut with the DSL Red Sox.

Minor League Players, Continued

YEAR	CLUB	W-L	ERA	G	GS	CG	SHO	SV	IP	H	R	ER	HR	HB	BB	SO	WP	BK
2006	DSL Red Sox	1-4	4.54	11	10	0	0	0	37.2	37	28	19	1	2	12	27	5	0
2007	DSL Red Sox	5-4	1.76	14	14	0	0	0	66.1	55	22	13	0	2	21	58	4	1
2008	GCL Red Sox	2-5	5.59	11	9	0	0	0	48.1	55	37	30	3	6	15	51	2	1
2009	Lowell	1-6	4.03	15	9	0	0	4	60.1	66	35	27	2	3	17	47	5	0
2010	Greenville	2-0	0.29	17	0	0	0	5	31.1	16	1	1	0	3	7	35	0	0
	Salem	2-0	5.81	28	0	0	0	4	48.0	60	31	31	1	2	14	45	6	1
2011	Salem	1-0	1.62	12	0	0	0	8	16.2	15	5	3	0	0	5	24	2	0
	Portland	2-4	3.52	24	0	0	0	1	38.1	41	17	15	3	1	16	46	2	2
2012	Did Not Play Due to Injury																	
2013	Tampa	0-0	2.57	5	0	0	0	0	7.0	6	2	2	0	1	8	5	2	0
	Trenton	1-0	5.49	15	0	0	0	0	19.2	22	12	12	2	2	9	22	2	0
	Scranton/WB	0-1	7.20	10	0	0	0	0	10.0	12	8	8	0	1	5	16	3	1
	NEW YORK	0-0	2.45	8	0	0	0	0	3.2	3	1	1	0	1	1	6	2	0
2014	Scranton/WB	0-0	9.45	7	0	0	0	0	6.2	6	7	7	1	0	11	7	1	0
	NEW YORK	0-0	27.00	4	0	0	0	0	1.0	4	3	3	0	3	2	2	1	1
	Trenton	1-3	5.63	25	0	0	0	0	32.0	30	25	20	2	3	23	37	7	0
2015	Bowie	1-0	0.00	2	0	0	0	0	4.0	0	0	0	0	0	2	5	0	0
	Norfolk	2-1	4.95	45	0	0	0	2	40.0	42	23	22	0	3	19	43	6	0
	BALTIMORE	0-0	0.00	2	0	0	0	0	1.0	0	0	0	0	0	1	1	0	0
2016	Norfolk	1-0	9.72	7	0	0	0	0	8.1	13	10	9	0	2	5	4	0	0
Major League Totals		0-0	6.35	14	0	0	0	0	5.2	7	4	4	0	4	4	9	3	1
Minor League Totals		22-28	4.15	248	42	0	0	24	474.2	476	263	219	15	31	189	472	47	6

CALLAHAN, James Douglas (Jamie) - See Page 91

RHP

CALVO, Gary

RHP

HT: 6-3; **WT:** 180; **BATS:** Right; **THROWS:** Right; **BORN:** 10/4/1996 in Puerto Plata, DR; **RESIDES:** Puerto Plata, DR; **SIGNED BY:** Eddie Romero and Carlos Lugo; **ACQUIRED:** Signed as an international free agent, 9/18/2014.

2016: Spent entire season with the DSL Red Sox2, going 1-1 with a 1.74 ERA (2 ER/10.1 IP), a 0.68 WHIP, and a .121 opponent AVG (4-for-33)...Allowed only 1 XBH (2B)...LHH were 0-for-8 against him...**2015:** Combined with the Sox' DSL clubs to go 1-2 with a 4.58 ERA (19 ER/37.1 IP)...Struck out 6 batters over 5.0 scoreless innings on 8/7 vs. the DSL Pirates.

YEAR	CLUB	W-L	ERA	G	GS	CG	SHO	SV	IP	H	R	ER	HR	HB	BB	SO	WP	BK
2015	DSL Red Sox1	0-1	9.00	4	0	0	0	1	6.0	6	8	6	0	2	6	3	0	0
	DSL Red Sox2	1-1	3.73	11	9	0	0	0	31.1	21	21	13	1	5	23	33	6	0
2016	DSL Red Sox2	1-1	1.74	5	1	0	0	0	10.1	4	3	2	0	0	3	11	0	1
Minor League Totals		2-3	3.97	20	10	0	0	1	47.2	31	32	21	1	7	32	47	6	1

CAMPANA, Marino Jose

OF

HT: 6-4; **WT:** 180; **BATS:** Right; **THROWS:** Right; **BORN:** 11/28/1997 in Santo Domingo, DR; **RESIDES:** Santo Domingo, DR; **SIGNED BY:** Manny Nanita and Eddie Romero; **ACQUIRED:** Signed as an international free agent, 7/2/2014.

2016: Combined with DSL Red Sox1 (25 G) and GCL Red Sox (12 G) to hit .239 (32-for-134) with 3 HR...Hit .300 (9-for-30) vs. LHP...Batted .344 (11-for-32) when leading off...**2015:** In his pro debut, led the Dominican Summer League in games (tied, 72) and ranked 2nd in at-bats (280)...Also led the DSL Red Sox1 in runs (39), hits (77), 2B (16), 3B (tied, 4), RBI (36), and total bases (107)...Had 6 OF assists...Batted .388 (19-for-49) during a 12-game hitting streak from 7/6-20.

YEAR	CLUB	AVG	G	AB	R	H	2B	3B	HR	RBI	SH	SF	HP	BB	SO	SB	CS	E
2015	DSL Red Sox1	.275	72	280	39	77	16	4	2	36	0	1	8	19	66	10	4	4
2016	GCL Red Sox	.182	12	44	4	8	0	0	1	1	0	0	0	0	15	0	2	1
	DSL Red Sox1	.267	25	90	11	24	4	3	2	12	0	1	3	7	18	2	3	1
Minor League Totals		.263	109	414	54	109	20	7	5	49	0	2	11	26	99	12	9	6

CASTELLANOS, Pedro Fernando

INF/OF

HT: 6-3; **WT:** 195; **BATS:** Right; **THROWS:** Right; **BORN:** 12/11/1997 in Carora, VZ; **RESIDES:** Carora, VZ; **SIGNED BY:** Rolando Pino and Ernesto Gomez; **ACQUIRED:** Signed as an international free agent, 7/2/2015.

2016: Named Red Sox Minor League Latin Program Player of the Year...Made pro debut with the DSL Red Sox2, ranking 1st in the league in 2B (23), 2nd in XBH (30), 4th in RBI (47) and TB (117), and 5th in SLG (.496)...Also ranked 1st on the team in AVG (.326), HR (3), RBI, SLG, and OPS (.890), 2nd in hits (77), T-2nd in games (62) and triples (4), and 3rd in AB (236)...Hit .392 (20-for-51) vs. LHP...Had an 11-game hit streak from 6/22-7/4 (.462 AVG, 22-for-52)...Went 3-for-5 with 2 HR vs. the DSL Mets2 on 7/14...Played 1B (37 G), RF (2 G), LF (2 G), and 3B (2 G).

YEAR	CLUB	AVG	G	AB	R	H	2B	3B	HR	RBI	SH	SF	HP	BB	SO	SB	CS	E
2016	DSL Red Sox2	.326	62	236	28	77	23	4	3	47	0	1	7	20	25	2	5	6

CASTILLO, Rusney - See Page 92

OF

Minor League Players, Continued

CEDROLA, Lorenzo Carmine

OF

HT: 5-11; **WT:** 170; **BATS:** Right; **THROWS:** Right; **BORN:** 1/12/1998 in Caracas, VZ; **RESIDES:** Miranda, VZ; **SIGNED BY:** Alex Requena and Eddie Romero; **ACQUIRED:** Signed as an international free agent, 2/7/2015.

Enters the 2017 season ranked by *Baseball America* as the Red Sox' No. 24 prospect...**2016:** Rated by *Baseball America* as the No. 18 prospect in the Gulf Coast League after the season...Was among GCL leaders in at-bats (1st, 214), hits (1st, 62), doubles (1st, 14), total bases (3rd, 84), runs (4th, 33), and PA/SO ratio (5th, 8.50)...Also ranked among team leaders in stolen bases (1st, 9) HR (T-1st, 2), RBI (2nd, 21), games (T-2nd, 53), triples (T-2nd, 2), and SLG (2nd, .393)...Ranked 2nd among GCL OF in total chances (125) and putouts (122)...Did not commit a single error...Named Red Sox Minor League Defensive Player of the Month for August/September...Hit .394 (26-for-66) vs. LHP...Hit a go-ahead 2-run HR in the 9th inning to give the Red Sox a 4-3 win at the GCL Rays on 8/23...**2015:** Named Red Sox Latin Program Player of the Year in his pro debut...Spent entire season with the DSL Red Sox2 as the club's leadoff hitter...Ranked among league leaders in runs (T-4th, 61), hits (7th, 85), 3B (T-8th, 7), steals (T-7th, 27), and OBP (T-8th, .420)...Led the team in OBP and ranked 2nd in AVG (.321)...Hit .344 (73-for-212) with a .440 OBP vs. RHP...Batted above .300 in June (.322), July (.321), and August (.319)...Made each of his 62 starts in CF, recording 11 assists and 3 double plays while posting a .993 fielding percentage (1 E/144 TC)...Named Red Sox Minor League Base Runner of the Month for June, stealing 12 bases in 14 attempts.

YEAR	CLUB	AVG	G	AB	R	H	2B	3B	HR	RBI	SH	SF	HP	BB	SO	SB	CS	E
2015	DSL Red Sox2	.321	67	265	61	85	8	7	1	31	0	1	23	23	33	27	7	1
2016	GCL Red Sox	.290	53	214	33	62	14	1	2	21	1	2	10	11	28	9	4	0
Minor League Totals		.307	120	479	94	147	22	8	3	52	1	3	33	34	61	36	11	1

CHATHAM, Connor James (CJ)

SS

HT: 6-4; **WT:** 185; **BATS:** Right; **THROWS:** Right; **BORN:** 12/22/1994 in Ft. Lauderdale, FL; **RESIDES:** Ft. Lauderdale, FL; **SIGNED BY:** Willie Romy; **ACQUIRED:** Red Sox 2nd pick (2nd round, 51st overall) in the 2016 June Draft.

Enters the 2017 season ranked by *Baseball America* as the Red Sox' No. 9 prospect...**2016:** Made pro debut and hit .242 (32-for-132) between the GCL Red Sox and Short-A Lowell...Started at SS in 26 of his 27 games played with Lowell...Hit .286 (20-for-70) with 16 R, 3 2B, 4 HR, and 15 RBI after the All-Star break...Following the season, ranked by *Baseball America* as the No. 13 prospect in the New York-Penn League...**PERSONAL:** Is the highest-drafted player in Florida Atlantic University history...Was named a 2016 Louisville Slugger First-Team All-American and the Conference USA Player of the Year as a junior after posting a .357 AVG, 17 2B, 4 3B, 8 HR, and 50 RBI over 58 games...Selected as the Conference USA Defensive Player of the Year and to the First Team All-Conference USA following his junior campaign...Was a semifinalist for the Brooks Wallace Award, given annually to the best collegiate shortstop...Also named a semifinalist for USA Baseball's Golden Spikes Award, awarded to the best amateur baseball player of the year...Helped lead Florida Atlantic to the program's first Conference USA regular-season championship.

YEAR	CLUB	AVG	G	AB	R	H	2B	3B	HR	RBI	SH	SF	HP	BB	SO	SB	CS	E
2016	GCL Red Sox	.167	8	24	2	4	2	0	1	2	0	0	1	0	7	0	0	0
	Lowell	.259	27	108	19	28	4	1	4	19	2	1	2	8	20	0	1	2
Minor League Totals		.242	35	132	21	32	6	1	5	21	2	1	3	8	27	0	1	2

CHAVIS, Michael Scott

3B

HT: 5-10; **WT:** 190; **BATS:** Right; **THROWS:** Right; **BORN:** 8/11/1995 in Atlanta, GA; **RESIDES:** Port Charlotte, FL; **SIGNED BY:** Brian Moehler; **ACQUIRED:** Red Sox 1st pick (1st round, 26th overall) in the 2014 June Draft.

Enters the 2017 season ranked by *Baseball America* as the Red Sox' No. 11 prospect...**2016:** Combined with Single-A Greenville (74 G) and High-A Salem (7 G) to hit .237 (72-for-304)...Spent time on the DL from 4/24-6/5 and 8/30-9/13...Hit .382 (21-for-55) from 4/8-23 prior to getting injured...Homered in 3 straight games from 4/17-19...Transferred from Greenville to Salem on 8/23...**2015:** Spent entire season with Single-A Greenville...His 16 HR led Red Sox minor leaguers and ranked T-5th in the South Atlantic League...On 4/20, broke a 3-3 tie with a solo HR in the 10th inning of a 4-3 win at Lexington...Hit 1st career grand slam on 8/7 at Lexington...Recorded 1st career multi-HR game on 8/15 vs. Charleston...Following the season, ranked by *Baseball America* as the No. 10 prospect in the Red Sox organization...**2014:** Spent 1st pro season with the GCL Red Sox, tying for 2nd on the team in 2B (12)...Helped the Sox win the GCL title, homering and driving in 3 runs in the finals against the GCL Yankees...Following the season, ranked by *Baseball America* as the No. 11 prospect in the Sox organization and No. 9 prospect in the GCL...**PERSONAL:** Attended Sprayberry Senior (GA) High School...Named Georgia's 2014 Gatorade High School Player of the Year.

YEAR	CLUB	AVG	G	AB	R	H	2B	3B	HR	RBI	SH	SF	HP	BB	SO	SB	CS	E
2014	GCL Red Sox	.269	39	134	21	36	12	3	1	16	0	0	1	15	38	5	3	7
2015	Greenville	.223	109	435	56	97	29	1	16	58	2	1	4	29	144	8	5	20
2016	Greenville	.244	74	279	30	68	11	3	8	35	0	1	10	22	74	3	1	10
	Salem	.160	7	25	5	4	0	0	0	1	0	0	0	2	7	1	0	1
Minor League Totals		.235	229	873	112	205	52	7	25	110	2	2	15	68	263	17	9	38

COCA, Yeison Antonio

INF

HT: 5-10; **WT:** 155; **BATS:** Right; **THROWS:** Right; **BORN:** 5/22/1999 in Monte Plata, DR; **RESIDES:** Monte Plata, DR; **SIGNED BY:** Eddie Romero and Manny Nanita; **ACQUIRED:** Signed as an international free agent, 7/2/2015.

Enters the 2017 season ranked by *Baseball America* as the Red Sox' No. 25 prospect...**2016:** Made pro debut with the DSL Red Sox2...Ranked among league leaders in triples (T-3rd, 9) and hits (5th, 80)...Ranked among club leaders in games (1st, 63), runs (2nd, 41), total bases (2nd, 106), SLG (2nd, .408), AVG (3rd, .308), OPS (3rd, .779), and steals (T-3rd, 12)...Named Red Sox Minor League Base Runner of the Month for August/September...Hit .368 (28-for-76) in August.

YEAR	CLUB	AVG	G	AB	R	H	2B	3B	HR	RBI	SH	SF	HP	BB	SO	SB	CS	E
2016	DSL Red Sox2	.308	63	260	41	80	5	9	1	26	1	1	1	26	42	12	5	21

Minor League Players, Continued

COONEY, Harrison Thomson

RHP

HT: 6-2; **WT:** 210; **BATS:** Right; **THROWS:** Right; **BORN:** 3/23/1992 in Cincinnati, OH; **RESIDES:** Vero Beach, FL; **SIGNED BY:** Ralph Reyes (Angels); **ACQUIRED:** Selected in the Triple-A phase of the Rule 5 Draft, 12/8/2016.

2016: Made 2 appearances for LAA's High-A Inland Empire before undergoing Tommy John surgery...Selected by BOS in the Rule 5 Draft on 12/8...**2015:** Spent the majority of the season with High-A Inland Empire, leading the team with 136.1 IP and ranking 2nd in SO (104), 3rd in starts (23), and T-4th in games (28)...Promoted for a single start with Double-A Arkansas on 6/4...Following the season, started 1 game and made 8 relief appearances for Mesa in the Arizona Fall League...**2014:** Led Single-A Burlington with 22 starts, 9 wins, a 2.65 ERA, and 129.0 IP, while ranking 2nd with 91 SO...Ranked 3rd in the Midwest League in ERA...Named a Midwest League mid-season All-Star...Converted his lone save opportunity...Also threw the Bees' only complete game, an 8-SO, shutout win on 5/30 at Peoria (6 H, 0 BB), earning him Midwest League Pitcher of the Week honors on 6/2...Through his first 20 games (17 starts), posted a 2.19 ERA (25 ER/102.2 IP) and a .216 opponent AVG...**2013:** Appeared in 14 games for Rookie-level Orem in his pro debut.

YEAR	CLUB	W-L	ERA	G	GS	CG	SHO	SV	IP	H	R	ER	HR	HB	BB	SO	WP	BK
2013	Orem	1-2	5.10	14	0	0	2	30.0	28	20	17	1	6	11	18	7	0	
2014	Burlington	9-8	2.65	25	22	1	1	1	129.0	108	50	38	5	11	51	91	9	0
2015	Inland Empire	1-15	6.54	28	23	0	0	0	136.1	171	109	99	11	25	57	104	16	0
	Arkansas	0-1	9.00	1	1	0	0	0	4.0	7	6	4	0	0	2	0	1	0
2016	Inland Empire	0-0	21.60	2	0	0	0	0	1.2	1	5	4	0	1	5	2	3	0
Minor League Totals		11-26	4.84	70	46	1	1	3	301.0	315	190	162	17	43	126	215	36	0

CORDIER, Erik M.

RHP

HT: 6-4; **WT:** 215; **BATS:** Right; **THROWS:** Right; **BORN:** 2/25/1986 in Green Bay, WI; **RESIDES:** De Pere, WI; **SIGNED BY:** Phil Huttman (Royals); **ACQUIRED:** Signed as a minor league free agent, 1/9/2017.

2016: Spent the season with the Orix Buffaloes of Japan's Pacific League, earning 2 saves in 13 games...**2015:** Began the season on SF's 15-day DL with a right forearm strain...Made his first 3 rehab appearances with High-A San Jose, totaling 3.0 shutout innings (0 H, 7 SO, 1 BB)...Rehab transferred to Triple-A Sacramento on 4/25...Allowed 2 ER in 9.0 IP over 9 appearances before being reinstated and designated for assignment on 5/17...Returned to Sacramento and allowed just 2 ER in 22 appearances (25.2 IP, 0.70 ERA) before being released on 8/1...Signed a minor league contract with MIA on 8/5 and made 4 appearances for Triple-A New Orleans...Selected to MIA's ML roster on 8/17 and made 8 appearances with the Marlins (0-0, 5.84 ERA)...**2014:** Made ML debut, but began the season with a team-leading 47 appearances with Triple-A Fresno...Went 4-3 with 3 saves, a 3.59 ERA (21 ER/52.2 IP), and a team-high 11.6 SO/9.0 IP (68 SO/52.2 IP)...Recalled to SF on 9/2...Made ML debut on 9/3 at COL and finished with 1 ER in 7 relief outings (1.50 ERA, 6.0 IP)...**2013:** Spent the entire season with PIT's Triple-A Indianapolis...Recorded 4 saves and 11.0 SO/9.0 IP...**2012:** Went 1-1 in 8 games (2 starts) for ATL's Triple-A Gwinnett before being placed on the 7-day DL on 5/12...Made 4 hitless rehab appearances (3.2 IP) with the GCL Braves...Reinstated and transferred to Double-A Mississippi on 8/17...**2011:** Season was interrupted by 2 stints on the minor league DL, from 4/7-5/20 and 8/21-28...Pitched in 2 games for Surprise in the Arizona Fall League following the season...**2010:** Spent majority of season with Double-A Mississippi, leading the club in wins (11), innings (135.2), and SO (113)...Also went 1-1 in 2 starts with Triple-A Gwinnett...Started 2 games for Phoenix in the Arizona Fall League after the season...Ranked ATL's No. 13 prospect by *Baseball America* after the season...**2009:** Made a team-high 25 starts for High-A Myrtle Beach, leading the team with 7 wins and 121.0 IP and ranking 2nd with 88 SO...On the 7-day DL from 4/9-20...Threw his only career complete game on 6/16 vs. Lynchburg (7.0 IP, 0 R, 4 H)...**2008:** Went 1-2 with a 4.60 ERA (23 ER/45.0 IP) between the GCL Braves (3 G/2 GS) and Single-A Rome (9 G)...**2007:** Missed the entire season recovering from Tommy John surgery...**2006:** Made 10 starts between the Royals' Rookie-level Idaho Falls and Single-A Burlington...Combined to go 4-1 with a 2.91 ERA (17 ER/52.2 IP), a 1.04 WHIP, and 42 SO...**2005:** Missed the entire season recovering from a knee injury...**2004:** Made pro debut with the Rookie-level AZL Royals...**PERSONAL:** Signed by KC as a 2nd-round selection in the 2004 June Draft out of Southern Door High School in Brussels, WI...Earned All-Conference honors as an infielder.

YEAR	CLUB	W-L	ERA	G	GS	CG	SHO	SV	IP	H	R	ER	HR	HB	BB	SO	WP	BK
2004	AZL Royals	2-4	5.19	11	11	0	0	0	34.2	38	27	20	1	3	21	22	9	0
2005									Did Not Play Due to Injury									
2006	Idaho Falls	1-0	3.38	3	3	0	0	0	16.0	11	6	6	0	2	3	19	4	1
	Burlington	3-1	2.70	7	7	0	0	0	36.2	27	17	11	3	6	14	23	4	1
2007									Did Not Play Due to Injury									
2008	GCL Braves	0-0	0.00	3	2	0	0	0	5.0	4	0	0	0	0	1	5	1	0
	Rome	1-2	5.18	9	9	0	0	0	40.0	51	25	23	3	2	21	31	6	0
2009	Myrtle Beach	7-8	3.87	25	25	1	1	0	121.0	115	62	52	13	9	74	88	16	0
2010	Mississippi	11-7	3.71	25	21	0	0	0	135.2	116	61	56	3	5	69	113	10	0
	Gwinnett	1-1	5.63	2	2	0	0	0	8.0	7	5	5	0	0	7	4	0	0
2011	Mississippi	0-1	5.40	1	1	0	0	0	5.0	6	3	3	1	1	0	4	1	0
	Gwinnett	5-8	5.13	19	19	0	0	0	86.0	88	55	49	9	7	51	61	10	0
2012	Gwinnett	1-1	4.38	8	4	0	0	0	24.2	27	15	12	1	1	21	15	4	0
	GCL Braves	0-0	0.00	4	1	0	0	0	3.2	0	0	0	0	0	1	6	1	0
	Mississippi	0-2	20.25	5	0	0	0	0	4.0	8	9	9	0	1	5	6	3	0
2013	Indianapolis	4-2	4.58	44	0	0	0	4	53.0	51	29	27	3	2	28	65	4	0
2014	Fresno	4-3	3.59	47	0	0	0	3	52.2	40	22	21	4	3	31	68	11	0
	SAN FRANCISCO	0-0	1.50	7	0	0	0	0	6.0	5	4	1	0	3	2	9	1	0
2015	San Jose	0-0	0.00	3	2	0	0	0	3.0	0	0	0	0	0	1	7	0	0
	Sacramento	2-1	1.04	31	0	0	0	9	34.2	20	9	4	0	0	25	43	5	0
	New Orleans	0-0	3.38	4	0	0	0	0	5.1	7	3	2	0	1	1	7	0	0
	MIAMI	0-0	5.84	8	0	0	0	0	12.1	13	8	8	1	1	6	7	0	1
2016	Orix	0-2	7.30	13	0	0	0	2	12.1	11	10	10	2	0	15	14	0	0
Major League Totals		0-0	4.42	15	0	0	0	0	18.1	18	12	9	1	4	8	16	1	1
Minor League Totals		42-41	4.04	251	107	1	1	16	669.0	616	348	300	41	44	379	587	89	2
Japan Totals		0-2	7.30	13	0	0	0	2	12.1	11	10	10	2	0	15	14	0	0

Player Development

Minor League Players, Continued

COSART, Jake Edward

RHP

HT: 6-2; **WT:** 175; **BATS:** Right; **THROWS:** Right; **BORN:** 2/11/1994 in Houston, TX; **RESIDES:** Friendswood, TX; **SIGNED BY:** Tom Kotchman; **ACQUIRED:** Red Sox 4th pick (3rd round, 103rd overall) in the 2014 June Draft.

Enters the 2017 season ranked by *Baseball America* as the Red Sox' No. 16 prospect...**2016:** Combined with Single-A Greenville (29 G) and High-A Salem (8 G) to go 4-1 with a 1.78 ERA (14 ER/70.2 IP), .172 opponent AVG, and 1.12 WHIP... Named a South Atlantic League mid-season All-Star...Ranked T-1st on the Drive in holds (7) and T-3rd in appearances...Pitched 2.0+ innings in 27 of his 37 appearances...Held RHH to a .144 AVG (20-for-139)...Held opponents to a .133 AVG with RISP (10-for-75) and a .028 AVG with 2 outs and RISP (1-for-36)...Tossed 16.0 scoreless innings in his first 7 appearances with Salem after being transferred on 8/4...**2015:** Spent entire season with Short-A Lowell...Held opponents to a .215 AVG (26-for-121), with righties batting .143 (7-for-49)...Allowed no hits and no runs in his season debut on 6/21 at Vermont (4.0 IP)...Struck out all 3 batters faced in his season finale on 8/4 vs. Brooklyn...**2014:** Made 7 starts for the GCL Red Sox in his pro debut...Held opponents to a .132 AVG (7-for-53)...Allowed only 2 hits to lefties (2-for-22)...Started the deciding game of the GCL finals and allowed only 1 hit in 3.0 scoreless innings (0 BB, 5 SO)...**PERSONAL:** Spent 1 season as a redshirt freshman at Duke before transferring to Seminole State University...Attended Clear Creek (TX) High School...His brother, Jarred, was selected by PHI in the 38th round of the 2008 June Draft and currently pitches for SD.

YEAR	CLUB	W-L	ERA	G	GS	CG	SHO	SV	IP	H	R	ER	HR	HB	BB	SO	WP	BK
2014	GCL Red Sox	0-1	2.25	7	7	0	0	0	16.0	7	7	4	0	2	11	16	1	0
2015	Lowell	2-2	5.45	9	9	0	0	0	33.0	26	20	20	3	3	20	27	12	0
2016	Greenville	4-1	2.05	29	0	0	0	2	52.2	36	13	12	2	1	25	76	8	0
	Salem	0-0	1.00	8	0	0	0	0	18.0	7	2	2	0	1	11	28	6	0
Minor League Totals		6-4	2.86	53	16	0	0	2	119.2	76	42	38	5	7	67	147	27	0

COURT, Ryan A.

INF/OF

HT: 6-2; **WT:** 210; **BATS:** Right; **THROWS:** Right; **BORN:** 5/28/1988 in Elgin, IL; **RESIDES:** Sleepy Hollow, IL; **SIGNED BY:** Rick Short (Diamondbacks); **ACQUIRED:** Signed as a minor league free agent, 5/2/2016.

2016: Hit .277 (101-for-364, 19 2B, 4 3B, 4 HR, 46 RBI) in 103 games between Double-A Portland and Triple-A Pawtucket, his 1st season in the BOS organization...Started 61 games at 3B, 16 at 1B, 14 at 2B, 6 at SS, and 3 in LF...Began the season with Portland and hit .319 (44-for-138) through 40 games before being promoted to Pawtucket on 6/20...Hit safely in 13 of 17 PawSox games with an AB and returned to Portland on 7/14...**2015:** Played 99 games for the independent Sioux City Explorers...Posted a .331/.400/.474 line with 122 hits, 22 2B, 2 3B, 9 HR, 52 RBI, and 15 SB...**2014:** Hit .259 (80-for-309) with 41 R, 25 2B, 3 3B, 6 HR, 37 RBI, and 8 SB between ARI's High-A Visalia (46 G) and Double-A Mobile (61 G)...Appeared at 1B (41 G), 3B (18 G), and LF (6 G)...**2013:** Played a career-high 127 games between Single-A South Bend (29 G), High-A Visalia (39 G), and Double-A Mobile (59 G)...Posted a .315/.421/.496 line with career highs in runs (69), 2B (38), HR (11), RBI (67), and BB (72)...Led South Bend hitters in AVG (.396), OBP (.476), SLG (.585), and OPS (1.061) before being promoted to Visalia on 5/7, where he led in SLG (.610) and OPS (1.043)...Transferred to Mobile on 6/18...**2012:** Played 102 games for Single-A South Bend, hitting .264 (101-for-383) with 64 R, 24 2B, 2 3B, 8 HR, and 53 RBI...**2011:** Spent the season with Rookie-level Missoula, ranking 2nd on the team in games (70), T-2nd in runs (47), T-4th in hits (74), T-3rd in 2B (14), and 6th in RBI (33)...**PERSONAL:** Signed by ARI as a 23rd-round selection in the 2011 June Draft out of Illinois State University...Made 159 consecutive starts over his final 3 seasons...Named to the All-Missouri Valley Conference First Team in 2011 and the MVC Scholar-Athlete First Team 3 times...Attended Dundee-Crown (IL) High School.

YEAR	CLUB	AVG	G	AB	R	H	2B	3B	HR	RBI	SH	SF	HP	BB	SO	SB	CS	E
2011	Missoula	.271	70	273	47	74	14	3	7	33	1	1	5	35	85	5	3	11
2012	South Bend	.264	102	383	64	101	24	2	8	53	3	4	9	38	111	6	1	19
2013	South Bend	.396	29	106	22	42	14	0	2	19	0	2	2	16	26	2	2	6
	Visalia	.326	39	141	28	46	10	3	8	29	0	2	4	24	37	2	0	4
	Mobile	.258	59	178	19	46	14	0	1	19	0	2	4	32	56	2	2	7
2014	Visalia	.272	46	173	23	47	13	2	4	21	0	1	1	20	58	4	3	6
	Mobile	.243	61	136	18	33	12	1	2	16	1	2	3	18	40	4	1	4
2015	Sioux City (IND)	.231	99	369	65	122	22	2	9	52	2	4	4	41	56	15	2	17
2016	Portland	.277	85	303	44	84	16	3	4	39	2	1	2	39	76	3	2	7
	Pawtucket	.279	18	61	8	17	3	1	0	7	0	1	0	5	8	1	1	3
Minor League Totals		.279	509	1754	273	490	120	15	36	236	7	16	30	227	497	29	15	67
Independent Lg. Totals		.331	99	369	65	122	22	2	9	52	2	4	4	41	56	15	2	17

CRAIG, Allen Thomas - See Page 95

OF/1B

CUBILLAN, Ricardo Higinio Hilario

INF

HT: 6-0; **WT:** 155; **BATS:** Right; **THROWS:** Right; **BORN:** 2/1/1998 in Turmero, VZ; **RESIDES:** Turmero, VZ; **SIGNED BY:** Rolando Pino and Alex Requena; **ACQUIRED:** Signed as an international free agent, 8/29/2014.

2016: Combined with the DSL Red Sox1 (50 G) and GCL Red Sox (2 G) to hit .223 (37-for-166) with a .374 OBP...Started 34 games at SS, 7 at 2B, and 5 at 3B...Walked 40 times compared to 23 SO...Ranked among DSL Red Sox1 leaders in runs (T-1st, 40), BB (2nd, 38) and stolen bases (3rd, 13)...Walked 4 times and stole 5 bases on 7/11 vs. the DSL Dodgers 2.

YEAR	CLUB	AVG	G	AB	R	H	2B	3B	HR	RBI	SH	SF	HP	BB	SO	SB	CS	E
2016	DSL Red Sox1	.231	50	160	40	37	6	2	0	17	3	3	3	38	21	13	3	11
	GCL Red Sox	.000	2	6	2	0	0	0	0	1	0	0	0	2	2	0	0	1
Minor League Totals		.223	52	166	42	37	6	2	0	18	3	3	2	40	23	13	3	12

Minor League Players, Continued

DAHLSTRAND, Jacob Connor

RHP

HT: 6-5; **WT:** 205; **BATS:** Right; **THROWS:** Right; **BORN:** 3/26/1992 in Houston, TX; **RESIDES:** Houston, TX; **SIGNED BY:** Matt Dorey; **ACQUIRED:** Red Sox 12th pick (10th round, 323rd overall) in the 2010 June Draft.

2016: Missed a majority of the season due to 3 DL stints from 4/7-7/15, 7/23-8/5, and 8/17-9/13...Combined with Double-A Portland (4 GS), the GCL Red Sox (2 GS), and Short-A Lowell (2 GS) to go 3-4 with a 3.60 ERA (16 ER/40.0 IP)...**2015:** Made only 4 starts with High-A Salem before being placed on the DL on 4/29 for the remainder of the season...Won his first 3 starts, posting a 0.95 ERA (2 ER/19.0 IP) and .138 opponent AVG (9-for-65)...Threw 6.0 scoreless innings (2 BB, 4 SO) and combined with teammate Joe Gunkel (0.1 IP) to throw a rain-shortened no-hitter on Opening Day (4/9 at Carolina), the 11th no-hitter in franchise history...**2014:** Spent majority of season working out of the bullpen for Single-A Greenville (22 G, 1 GS), but also made 6 appearances (5 GS) for Salem...Combined to go 8-5 with 3 saves, a 2.90 ERA (34 ER/105.2 IP), and 75 SO to 28 BB...Named Red Sox Minor League Relief Pitcher of the Month for July...Worked 5.1 shutout innings and earned the win in his lone start for the Drive on 7/12 vs. Augusta...Promoted to Salem on 7/27 and went 3-0 for the Sox...Made 1 postseason start for the club, throwing 7.0 shutout innings in a no-decision (2 H, 0 BB, 8 SO)...**2013:** Limited opponents to 2 ER or fewer in 10 of 18 appearances (15 starts) with Greenville...**2012:** Split the season between starter and reliever at Short-A Lowell...Earned a New York-Penn League-best 4 wins from 7/25-8/9 with a 1.83 ERA (4 ER/19.2 IP) in that span...**2011:** Appeared in 8 games in his 2nd season with the GCL Red Sox...**2010:** Made pro debut with the GCL Red Sox...**PERSONAL:** Went 7-2 with a 3.83 ERA as a senior at Memorial (TX) High School in 2010.

YEAR	CLUB	W-L	ERA	G	GS	CG	SHO	SV	IP	H	R	ER	HR	HB	BB	SO	WP	BK
2010	GCL Red Sox	0-1	6.00	2	2	0	0	0	3.0	4	2	2	1	0	2	3	1	0
2011	GCL Red Sox	0-3	7.13	8	3	0	0	0	17.2	28	22	14	0	4	6	12	2	0
2012	Lowell	4-4	4.42	12	6	0	0	0	55.0	49	32	27	1	7	32	26	5	0
2013	Greenville	4-8	4.65	18	15	1	0	0	89.0	95	50	46	9	5	34	51	18	2
2014	Greenville	5-5	2.93	22	1	0	0	3	73.2	75	29	24	2	3	20	54	5	0
	Salem	3-0	2.81	6	5	0	0	0	32.0	31	16	10	3	1	8	21	0	0
2015	Salem	3-0	1.96	4	4	0	0	0	23.0	14	6	5	0	0	6	14	3	0
2016	GCL Red Sox	1-0	1.04	2	2	0	0	0	8.2	11	1	1	1	0	2	12	0	0
	Lowell	0-2	1.50	2	2	0	0	0	12.0	12	2	2	0	0	2	4	0	0
	Portland	2-2	6.05	4	4	0	0	0	19.1	23	15	13	3	1	8	8	2	0
Minor League Totals		22-25	3.89	80	44	1	0	3	333.1	342	175	144	20	21	120	205	36	2

DALBEC, Robert Vernon (Bobby)

3B

HT: 6-4; **WT:** 225; **BATS:** Right; **THROWS:** Right; **BORN:** 6/29/1995 in Seattle, WA; **RESIDES:** Parker, CO; **SIGNED BY:** Vaughn Williams; **ACQUIRED:** Red Sox 4th pick (4th round, 148th overall) in the 2016 June Draft.

Enters the 2017 season ranked by *Baseball America* as the Red Sox' No. 5 prospect, as well as the best power hitter among BOS minor leaguers...**2016:** Started his pro debut with Short-A Lowell...Ranked by *Baseball America* as the No. 9 prospect in the New York-Penn League in addition to being named a Short-Season All-Star after the season...Also rated as the best power hitter in the Red Sox organization...Hit .402 (39-for-97) with a .448 OBP, .711 SLG, and 1.159 OPS vs. RHP...Batted .476 with RISP (20-for-42)...Recorded a hit in 29 of 34 games...Reached base in his final 18 games beginning 8/14, batting .446 and slugging .811 in that span (33-for-74, 8 2B, 3 3B, 5 HR)...From 8/14 on, led Short-A players in hits (tied, 33), XBH (.115), AVG, SLG, OPS (1.279), total bases (60), and RBI (21)...Named Red Sox Minor League Hitter of the Month for August/September...Named NYPL Player of the Week from 8/15-21 and 8/22-28...Hit 2 HR on 8/18 vs. Connecticut...**PERSONAL:** Batted .282 during his 3 seasons at the University of Arizona, totaling 34 2B, 4 3B, 24 HR, and 123 RBI over 174 games...Also posted a 2.65 ERA (59 ER/200.1 IP) with 96 SO in 72 appearances (15 starts)...Helped the Wildcats to the final game of the 2016 NCAA Tournament, allowing just 2 ER in 20.2 IP (1.31 ERA) over 3 games (2 starts)...Struck out 26, including a career-high 12 over 8.0 1-run innings on 6/20 vs. Oklahoma State University...Was selected to Team USA in 2015...As a member of the Orleans Firebirds in 2015, recorded a Cape Cod League-leading 12 HR in 27 games.

YEAR	CLUB	AVG	G	AB	R	H	2B	3B	HR	RBI	SH	SF	HP	BB	SO	SB	CS	E
2016	Lowell	.386	34	132	25	51	13	2	7	33	0	1	1	9	33	2	2	7

DE JESUS, Enmanuel Jose

LHP

HT: 6-3; **WT:** 190; **BATS:** Left; **THROWS:** Left; **BORN:** 12/10/1996 in Valencia, VZ; **RESIDES:** Valencia, VZ; **SIGNED BY:** Eddie Romero and Angel Escobar; **ACQUIRED:** Signed as an international free agent, 7/2/2013.

2016: Went 4-5 with a 4.79 ERA (36 ER/67.2 IP) between Short-A Lowell (4 GS) and Single-A Greenville (10 GS)...Allowed 0 ER in consecutive starts for the Drive on 8/4 at Charleston (6.0 IP) and 8/9 at Columbia (6.0 IP)...**2015:** Went 6-2 with a 1.66 ERA (8 ER/43.1 IP), .213 opponent AVG, and 0.99 WHIP in 10 games (4 starts) for the GCL Red Sox...Went 4-0 with a 1.09 ERA (3 ER/24.2 IP) in 6 relief appearances...Tied for 2nd in the GCL in wins...Went 5-0 with a 0.00 ERA (23.1 IP) at home...Won each of his final 4 regular season GCL appearances, allowing 0 ER and only 11 hits in 20.1 IP from 8/5-21...Earned the win in relief against the GCL Cardinals in the league's postseason semifinals on 8/30 (4.1 IP, 3 H, 2 BB, 4 SO)...Transferred to Lowell on 9/3 and made his lone appearance on 9/4 at Aberdeen...**2014:** Made pro debut with the DSL Red Sox, ranking 2nd on the club in SO (55) and starts (tied, 14)...Had a 1.42 ERA (5 ER/31.2 IP) in his last 7 starts.

YEAR	CLUB	W-L	ERA	G	GS	CG	SHO	SV	IP	H	R	ER	HR	HB	BB	SO	WP	BK
2014	DSL Red Sox	5-5	3.15	14	14	0	0	0	60.0	55	28	21	2	7	18	55	8	1
2015	GCL Red Sox	6-2	1.66	10	4	0	0	0	43.1	34	11	8	2	5	9	29	4	0
	Lowell	0-0	2.70	1	0	0	0	0	3.1	1	2	1	0	1	1	2	0	0
2016	Lowell	2-1	2.42	4	4	0	0	0	22.1	16	7	6	0	1	11	16	1	1
	Greenville	2-4	5.96	10	10	0	0	0	45.1	56	33	30	8	1	20	30	2	0
Minor League Totals		15-12	3.41	39	32	0	0	0	174.1	162	81	66	12	15	59	132	15	2

Player
Development

Minor League Players, Continued

DE LA GUERRA, Chad John

INF

HT: 5-11; **WT:** 190; **BATS:** Left; **THROWS:** Right; **BORN:** 11/24/1992 in Santa Maria, CA; **RESIDES:** Santa Maria, CA; **SIGNED BY:** Vaughn Williams; **ACQUIRED:** Red Sox 16th pick (17th round, 501st overall) in the 2015 June Draft.

2016: Spent entire season with Single-A Greenville...Placed on the 7-day DL from 7/13-9/13...**2015:** Made pro debut and spent entire season with Short-A Lowell...Named a New York-Penn League mid-season All-Star...Led the Spinners in hits (59) and ranked among leaders in games (2nd, 58), runs (T-3rd, 28), 2B (2nd, 14), 3B (T-2nd, 3), RBI (2nd, 29), and total bases (2nd, 85)...**PERSONAL:** Played baseball at Grand Canyon University (2014-15) and College of the Canyons (2012-13)...Was a 2-time All-WAC First Team selection at GCU...Led the WAC in AVG as a junior in 2014 (.373) and posted a .344/.401/.544 line with 11 HR as a senior...Graduated from Pioneer Valley HS (CA).

YEAR	CLUB	AVG	G	AB	R	H	2B	3B	HR	RBI	SH	SF	HP	BB	SO	SB	CS	E
2015	Lowell	.265	58	223	28	59	14	3	2	29	0	5	0	21	46	4	3	8
2016	Greenville	.250	66	240	40	60	8	4	1	20	2	4	2	31	57	7	2	5
Minor League Totals		.257	124	463	68	119	22	7	3	49	2	9	2	52	103	11	5	13

DePEW, Jacob Allen (Jake) - See Page 99

C

DEVERS, Rafael - See Page 100

3B

DIAZ, Imeldo Richard

INF

HT: 6-0; **WT:** 175; **BATS:** Right; **THROWS:** Right; **BORN:** 11/2/1997 in Villa de Cura, VZ; **RESIDES:** San Mateo, VZ; **SIGNED BY:** Wilder Lobo and Eddie Romero; **ACQUIRED:** Signed as an international free agent, 7/2/2014.

2016: Spent entire season with the GCL Red Sox...Began the year with an 8-game hit streak (.314 AVG, 11-for-35)...**2015:** Started 70 games at SS for the DSL Red Sox2 in pro debut...Led league SS in chances (319), assists (202), and putouts (tied, 95).

YEAR	CLUB	AVG	G	AB	R	H	2B	3B	HR	RBI	SH	SF	HP	BB	SO	SB	CS	E
2015	DSL Red Sox2	.217	70	277	40	60	4	2	0	22	4	4	6	24	36	7	3	22
2016	GCL Red Sox	.234	46	171	11	40	4	1	0	14	2	1	2	5	24	0	3	8
Minor League Totals		.223	116	448	51	100	8	3	0	36	6	5	8	29	60	7	6	30

DIAZ, Jhonathan Alexander

LHP

HT: 6-0; **WT:** 170; **BATS:** Left; **THROWS:** Left; **BORN:** 9/13/1996 in Valencia, VZ; **RESIDES:** Valencia, VZ; **SIGNED BY:** Eddie Romero and Angel Escobar; **ACQUIRED:** Signed as an international free agent, 7/2/2013.

2016: Ranked among GCL leaders in starts (1st, 12) SO (2nd, 57), and innings (2nd, 60.0)...Also ranked among GCL starters in opponent AVG (4th, .231) and SO/9.0 IP (3rd, 8.37)...Tied for the team lead in wins (4) and appearances (13)...Tossed 3.0 scoreless innings in his only career relief appearance on 7/1 at the GCL Twins...**2015:** Missed entire season on the disabled list, recovering from right knee surgery...**2014:** Ranked 2nd on the DSL Red Sox in wins (tied, 6), ERA (1.63), starts (tied, 14), and IP (66.1) in pro debut...Ranked 9th in the DSL in ERA...Held opponents to a .197 AVG (46-for-234)...Surrendered 0 ER in 8 of his 14 starts and 2 ER or fewer in 12 of them...Produced a 0.69 ERA (3 ER/39.1 IP) during an 8-start span from 6/25-8/6...Allowed 0 ER in exactly 5.0 IP in 5 consecutive starts from 7/12-8/6.

YEAR	CLUB	W-L	ERA	G	GS	CG	SHO	SV	IP	H	R	ER	HR	HB	BB	SO	WP	BK
2014	DSL Red Sox	6-2	1.63	14	14	0	0	0	66.1	46	15	12	1	3	16	54	8	0
2015									Did Not Play Due to Injury									
2016	GCL Red Sox	4-4	2.85	13	12	0	0	0	60.0	52	28	19	2	4	18	57	5	0
Minor League Totals		10-6	2.21	27	26	0	0	0	126.1	98	43	31	3	7	34	111	13	0

DOMINGUEZ, Matthew Scott (Matt) - See Page 102

3B

DOWNS, Jerry Darren

1B

HT: 6-2; **WT:** 215; **BATS:** Left; **THROWS:** Left; **BORN:** 12/22/1993 in San Andres, Colombia; **RESIDES:** Miami, FL; **SIGNED BY:** Willie Romay; **ACQUIRED:** Red Sox 14th pick (15th round, 441st overall) in the 2015 June Draft.

2016: Spent entire season with Short-A Lowell...Ranked 3rd on the team in HR (5)...Drove in at least 1 run in 7 consecutive games (12 RBI) from 8/24-9/2...Drove in a career-high 4 runs on 8/28 at Tri-City...**2015:** Made pro debut, playing in 42 games with the GCL Red Sox and in 1 game with Single-A Greenville...Led the GCL Sox in runs (23) and 2B (tied, 8) and ranked among leaders in games (3rd, 42), HR (2nd, 2), RBI (2nd, 24), and BB (3rd, 23)...In Game 1 of the GCL Finals, delivered a 2-out single that tied the score at 2-2 in the 9th inning, then scored the winning run in the Sox' 3-2, walk-off win over the GCL Blue Jays...In Game 2, recorded the only RBI in the Sox' 1-0 win that clinched the league title...Transferred to Greenville on 9/7 and made his lone appearance with the Drive that day vs. Savannah as the starting 1B (1-for-4)...**PERSONAL:** Played baseball for 3 seasons at St. Thomas University (FL)...Hit .349 with 9 HR and 56 RBI as a junior in 2015...Hit .360 with 2 HR in the NAIA World Series, leading the Bobcats to a runner-up finish...Graduated from St. Brendan (FL) High School.

YEAR	CLUB	AVG	G	AB	R	H	2B	3B	HR	RBI	SH	SF	HP	BB	SO	SB	CS	E
2015	GCL Red Sox	.275	42	131	23	36	8	0	2	24	0	3	6	23	27	5	2	5
	Greenville	.250	1	4	0	1	0	0	0	0	0	0	0	0	1	0	0	0
2016	Lowell	.261	45	157	18	41	9	0	5	24	0	1	5	17	30	2	1	2
Minor League Totals		.267	88	292	41	78	17	0	7	48	0	4	11	40	58	7	3	7

Minor League Players, Continued

DREHOFF, Jacob A. (Jake)

LHP

HT: 6-4; **WT:** 195; **BATS:** Left; **THROWS:** Left; **BORN:** 6/5/1992 in Richmond, VA; **RESIDES:** Alpharetta, GA; **SIGNED BY:** Danny Watkins; **ACQUIRED:** Red Sox 12th pick (12th round, 353rd overall) in the 2013 June Draft.

2016: Went 0-2 with 7 saves and a 5.13 ERA (30 ER/52.2 IP) between High-A Salem (13 G, 1 GS) and Double-A Portland (22 G)...Ranked T-2nd in saves (6) with Salem...Allowed 0 ER in 11 of 22 Portland appearances...**2015:** Spent entire season with Single-A Greenville...Posted a 3.03 ERA as a reliever (13 ER/38.2 IP) and a 2.73 ERA as a starter (10 ER/33.0 IP)...On the DL from 4/17-5/18...Posted a 2.32 ERA (17 ER/66.0 IP) in 22 outings after returning from the DL...**2014:** Made 14 starts for Short-A Lowell, ranking 8th in the organization with a 3.54 ERA (27 ER/68.2 IP)...Led Lowell in starts and IP and ranked 2nd in SO (48)...Allowed 1 ER or fewer in 7 of his starts...**2013:** Posted the 3rd-lowest ERA (1.80) among GCL Red Sox pitchers (min. 10.0 IP) in pro debut...**PERSONAL:** As a junior at the University of Southern Mississippi in 2013, went 5-5 with a 3.54 ERA after going 6-2 with a 3.51 ERA the previous year.

YEAR	CLUB	W-L	ERA	G	GS	CG	SHO	SV	IP	H	R	ER	HR	HB	BB	SO	WP	BK
2013	GCL Red Sox	0-2	1.80	5	5	0	0	0	10.0	9	2	2	0	0	0	6	0	0
2014	Lowell	3-4	3.54	14	14	0	0	0	68.2	75	30	27	4	5	23	48	6	0
2015	Greenville	3-2	2.89	24	7	0	0	0	71.2	76	29	23	6	3	15	65	5	0
2016	Salem	0-1	4.24	13	1	0	0	6	17.0	14	11	8	1	2	5	25	0	0
	Portland	0-1	5.55	22	0	0	0	1	35.2	43	24	22	6	5	22	32	1	0
Minor League Totals		6-10	3.64	78	27	0	0	7	203.0	217	96	82	17	15	65	176	12	0

DURON, Nicholas Gregory (Nick)

RHP

HT: 6-4; **WT:** 190; **BATS:** Right; **THROWS:** Right; **BORN:** 1/30/1996 in Salinas, CA; **RESIDES:** Portland, OR; **SIGNED BY:** Chris Pritchett; **ACQUIRED:** Red Sox 30th pick (31st round, 921st overall) in the 2015 June Draft.

2016: Missed the entire season on the disabled list...**2015:** Spent entire season with the GCL Red Sox in pro debut...Recorded a .200 opponent AVG (20-for-100) and a 0.95 WHIP...Held opponents to a .063 AVG with RISP (2-for-32), including 0-for-15 with 2 outs...Held LHH to a .137 AVG/.170 OBP/.157 SLG line (7-for-51, BB, 14 SO)...Named Red Sox Minor League Relief Pitcher of the Month for July...Pitched in Game 2 of the GCL Finals, tossing a scoreless 6th inning...**PERSONAL:** Played baseball for 1 season at Clark College (WA)...Graduated in 2014 from Tigard (OR) High School.

YEAR	CLUB	W-L	ERA	G	GS	CG	SHO	SV	IP	H	R	ER	HR	HB	BB	SO	WP	BK
2015	GCL Red Sox	2-1	1.71	14	0	0	0	2	26.1	20	5	5	1	1	5	28	0	1
2016																		

Did Not Play Due to Injury

ESPINAL, Santiago Roman

INF

HT: 5-10; **WT:** 175; **BATS:** Right; **THROWS:** Right; **BORN:** 11/13/1994 in Santiago, DR; **RESIDES:** Weston, FL; **SIGNED BY:** Willie Romy; **ACQUIRED:** Red Sox 10th pick (10th round, 298th overall) in the 2016 June Draft.

2016: Made pro debut, playing 26 games for the GCL Red Sox...In his last 13 games from 8/16-9/3, hit .386 (17-for-44) with 2 2B and 7 RBI...Ended the year with a season-high 7-game hitting streak, batting .417 (10-for-24)...**PERSONAL:** Hit .432 (70-for-162) with 13 2B and 28 RBI over 43 games for Miami Dade College in 2016, striking out in only 11 of his 190 PA.

YEAR	CLUB	AVG	G	AB	R	H	2B	3B	HR	RBI	SH	SF	HP	BB	SO	SB	CS	E
2016	GCL Red Sox	.244	26	86	8	21	2	0	0	10	2	0	1	10	11	1	0	2

ESPINAL, Stanley

INF/OF

HT: 6-2; **WT:** 190; **BATS:** Right; **THROWS:** Right; **BORN:** 11/15/1996 in Santiago de los Caballeros, DR; **RESIDES:** Santiago de los Caballeros, DR; **SIGNED BY:** Carlos Lugo and Eddie Romero; **ACQUIRED:** Signed as an international free agent, 2/3/2015.

2016: Ranked 2nd in the Gulf Coast League in at-bats (203)...Also ranked among team leaders in BB (1st, 16), HR (T-1st, 2), games (2nd, 53), runs (2nd, 24), 2B (2nd, 12), RBI (3rd, 20), and TB (3rd, 62)...**2015:** Spent 1st professional season with the DSL Red Sox2...Led the league in RBI (59), total bases (tied, 129), at-bats (295), and games (tied, 72)...Also led the club in HR (6), 3B (tied, 7), and SLG (.437)...Led league 3B in putouts (72)...Posted a .356/.418/.576 batting line against LHP (21-for-59, 2 2B, 3B, 3 HR)...Hit a grand slam in a 9-7 win at the DSL Yankees2 on 6/27...Recorded 11 total bases with his lone multi-homer game on 7/28 vs. the DSL Rangers (3-for-4, 3 R, 3B, 2 HR, 4 RBI).

YEAR	CLUB	AVG	G	AB	R	H	2B	3B	HR	RBI	SH	SF	HP	BB	SO	SB	CS	E
2015	DSL Red Sox2	.281	72	295	44	83	14	7	6	59	0	6	7	14	50	5	2	24
2016	GCL Red Sox	.217	53	203	24	44	12	0	2	20	0	2	5	16	38	2	2	15
Minor League Totals		.255	125	498	68	127	26	7	8	79	0	8	12	30	88	7	4	39

FERNANDEZ, Jeffery Aneudy

RHP

HT: 6-1; **WT:** 220; **BATS:** Right; **THROWS:** Right; **BORN:** 3/25/1993 in San Francisco De Macoris, DR; **RESIDES:** San Francisco De Macoris, DR; **SIGNED BY:** Manny Nanita; **ACQUIRED:** Signed as an international free agent, 2/21/2011.

2016: Combined with Single-A Greenville (28 G, 1 GS) and High-A Salem (9 G, 1 GS) to go 4-3 with a 3.59 ERA (32 ER/80.1 IP), 2 saves, and a 1.16 WHIP...Led South Atlantic League relievers in fewest base runners/9.0 IP (9.83; 63/57.2 IP) and ranked 3rd in opponent AVG (.221; 46-for-208)...Held LHH to a .120 AVG (10-for-83) and a .174 OBP with the Drive...Tossed 2.0 or more innings in 24 of his 37 appearances...**2015:** Ranked 3rd on the Drive in innings pitched (115.0)...Allowed no runs in a season-high 7.0 IP on 7/27 at Charleston (5 H, BB, 6 SO)...Made his final 2 appearances out of the bullpen (4.1 IP, 0 ER)...**2014:** Combined to go 1-4 with a 4.91 ERA (30 ER/55.0 IP) over 13 games (12 GS) between the GCL Red Sox and Short-A Lowell...Walked only 6 batters over 36.1 IP for the GCL Sox and posted a 1.02 WHIP, lowest on the club (min. 30.0 IP)...Earned the win in his only relief appearance, working 4.0 innings of 1-hit ball and allowing 2 runs (1 ER) on 8/4 at the GCL Rays...Promoted to Lowell on 8/12...**2013:** Missed entire season on the DL...**2012:** Made just 2 appearances with the GCL Red Sox before being placed on the DL for the remainder of the season...**2011:** Made pro debut with the DSL Red Sox.

Minor League Players, Continued

YEAR	CLUB	W-L	ERA	G	GS	CG	SHO	SV	IP	H	R	ER	HR	HB	BB	SO	WP	BK
2011	DSL Red Sox	0-2	4.20	12	12	0	0	0	40.2	34	20	19	1	4	25	20	7	0
2012	GCL Red Sox	0-0	5.68	2	1	0	0	0	6.1	10	5	4	0	1	3	3	1	0
2013									Did Not Play Due to Injury									
2014	GCL Red Sox	1-1	4.71	9	8	0	0	0	36.1	31	21	19	1	7	6	22	7	0
	Lowell	0-3	5.30	4	4	0	0	0	18.2	22	14	11	2	2	6	4	1	2
2015	Greenville	3-9	5.95	25	23	0	0	0	115.0	127	86	76	17	5	46	64	14	0
2016	Greenville	2-2	2.92	28	1	0	0	2	61.2	48	27	20	5	4	16	42	2	0
	Salem	2-1	5.79	9	1	0	0	0	18.2	19	13	12	1	1	10	15	2	0
Minor League Totals		8-18	4.87	89	50	0	0	2	297.1	291	186	161	27	24	112	170	34	2

FISHER, Devon Hayden

RHP

HT: 6-0; **WT:** 215; **BATS:** Right; **THROWS:** Right; **BORN:** 5/1/1996 in Portsmouth, VA; **RESIDES:** Portsmouth, VA; **SIGNED BY:** Chris Calciano; **ACQUIRED:** Red Sox 21st pick (20th round, 614th overall) in the 2014 June Draft.

2016: Converted to a pitcher after catching in his first 2 pro seasons (2014-15)...Spent entire season with the GCL Red Sox...Recorded his 1st save on 8/6 in a 3-2 victory at the GCL Twins...Tossed 2.0+ innings in 4 of his 10 relief appearances (all scoreless outings)...**2015:** Spent entire season with the GCL Red Sox, catching 31 games (28 GS)...Threw out 17 of 41 (41%) attempted base stealers...Recorded a .374 OBP...Went 1-for-2 with 2 RBI and a run scored in the Sox' GCL semifinal victory over the Cardinals on 8/30...**2014:** Made pro debut with the GCL Red Sox...Threw out 6 of 20 (30%) attempted base stealers...**PERSONAL:** Drafted by the Red Sox out of Western Branch (VA) High School...Earned Perfect Game 1st Team All-America honors as a senior...Had committed to play baseball at the University of Virginia.

YEAR	CLUB	W-L	ERA	G	GS	CG	SHO	SV	IP	H	R	ER	HR	HB	BB	SO	WP	BK
2016	GCL Red Sox	0-1	9.20	10	0	0	0	1	14.2	16	15	15	1	4	7	17	2	1

FLORENTINO, Juan Jose

RHP

HT: 5-10; **WT:** 182; **BATS:** Right; **THROWS:** Right; **BORN:** 9/8/1996 in Santo Domingo, DR; **RESIDES:** Santo Domingo, DR; **SIGNED BY:** Eddie Romero and Manny Nanita; **ACQUIRED:** Signed as an international free agent, 7/2/2015.

2016: Spent entire season with the DSL Red Sox1...Was 13-for-14 in save opportunities...Ranked 4th in the league in saves and games finished (21)...Led the team in appearances (22) and saves...Held opponents to a .080 AVG (2-for-25) with RISP...Allowed 0 runs in 18 of his 22 appearances, including 16 of his final 18...**2015:** Made pro debut with the DSL Red Sox1.

YEAR	CLUB	W-L	ERA	G	GS	CG	SHO	SV	IP	H	R	ER	HR	HB	BB	SO	WP	BK
2015	DSL Red Sox1	1-1	0.00	2	0	0	0	0	2.0	2	1	0	0	0	3	0	1	0
2016	DSL Red Sox1	2-1	1.26	22	0	0	0	13	28.2	21	4	4	1	1	9	29	3	1
Minor League Totals		3-2	1.17	24	0	0	0	13	30.2	23	5	4	1	1	12	29	4	1

GARCIA, Victor Manuel

RHP

HT: 6-4; **WT:** 204; **BATS:** Right; **THROWS:** Right; **BORN:** 6/15/1997 in Nagua, DR; **RESIDES:** Las Terrenas, DR; **SIGNED BY:** Manny Nanita and Eddie Romero; **ACQUIRED:** Signed as an international free agent, 9/30/2014.

2016: Spent entire season with the GCL Red Sox...Ranked among team leaders in appearances (T-1st, 13), starts (2nd, 12), innings (3rd, 53.2), and SO (3rd, 39)...Held RHH to a .203 AVG (16-for-79, 0 HR) and a .550 OPS...Opponents batted .153 with RISP (9-for-59)...Allowed 1 ER or fewer in 6 consecutive starts from 7/20-8/18 (1.55 ERA)...**2015:** Spent 1st pro season with the DSL Red Sox2...Held opponents to a .161 AVG (25-for-155) and a .200 SLG...Recorded a season-high 9 SO without walking a batter or allowing a hit in 4.0 scoreless innings on 6/8 vs. the DSL Yankees2.

YEAR	CLUB	W-L	ERA	G	GS	CG	SHO	SV	IP	H	R	ER	HR	HB	BB	SO	WP	BK
2015	DSL Red Sox2	3-5	2.40	12	12	0	0	0	45.0	25	16	12	0	8	25	50	2	0
2016	GCL Red Sox	2-4	2.68	13	10	0	0	0	53.2	45	20	16	1	3	21	39	13	0
Minor League Totals		5-9	2.55	25	22	0	0	0	98.2	70	36	28	1	11	46	89	15	0

GLORIUS, Austin Charles

RHP

HT: 6-3; **WT:** 205; **BATS:** Right; **THROWS:** Right; **BORN:** 5/10/1993 in Orlando, FL; **RESIDES:** Winter Garden, FL; **SIGNED BY:** Willie Romay and Stephen Hargett; **ACQUIRED:** Signed as a non-drafted free agent, 8/5/2015.

2016: Ranked among GCL Red Sox leaders in appearances (T-1st, 13), starts (2nd, 12), innings (3rd, 53.2), and SO (3rd, 39)...Held RHH to a .203 AVG (16-for-79, 0 HR) and a .550 OPS...Allowed 1 ER or fewer in 6 consecutive starts from 7/20-8/18 (1.55 ERA; 5 ER/29.0 IP)...**2015:** Made 7 appearances (5 GS) for Short-A Lowell in pro debut...Allowed 0 ER in 3 consecutive starts from 8/14-28 (15.0 IP, 6 H, R, 17 SO)...**PERSONAL:** Signed by the Red Sox after pitching for Valdosta State University (GA) in 2015...Transferred to VSU from Indian River Community College (FL)...Attended Windermere (FL) Preparatory School...As a senior, tied national high school records with 5 HR and 17 RBI in a 38-0 win over Faith Christian.

YEAR	CLUB	W-L	ERA	G	GS	CG	SHO	SV	IP	H	R	ER	HR	HB	BB	SO	WP	BK
2015	Lowell	2-3	2.70	7	5	0	0	0	26.2	21	13	8	3	1	13	36	2	0
2016	Greenville	2-2	3.20	31	5	0	0	0	76.0	63	29	27	3	3	35	75	6	1
Minor League Totals		4-5	3.07	38	10	0	0	0	102.2	84	42	35	6	4	48	111	8	1

Minor League Players, Continued

GOETZE, Patrick Wilson (Pat)

RHP

HT: 6-6; **WT:** 200; **BATS:** Right; **THROWS:** Right; **BORN:** 3/3/1994 in Raleigh, NC; **RESIDES:** Zebulon, NC; **SIGNED BY:** Pat Portugal; **ACQUIRED:** Red Sox 36th pick (36th round, 1,073rd overall) in the 2013 June Draft.

2016: Spent entire season with Short-A Lowell...Led the team in appearances (20) and ranked T-3rd in wins (4)...Held RHH to a .216 AVG (25-for-116)...Tossed at least 2.0 innings in 14 of his 19 relief appearances...**2015:** Was 1 of only 4 GCL pitchers to win at least 5 games without suffering a loss...Ranked 2nd on the club in wins...Posted a 1.59 ERA (3 ER/17.0 IP) and a .213 opponent AVG (13-for-61) in June and July, allowing 1 ER or fewer in each of those 9 appearances...**2014:** Made 13 relief appearances for the GCL Red Sox...Issued 0.93 BB/9.0 IP (3 BB/29.0 IP), the 2nd-lowest mark among GCL relievers...Ranked among club leaders in appearances (T-3rd) and saves (T-1st, 3)...**2013:** Made pro debut with the GCL Red Sox...**PERSONAL:** Graduated from Wake County (NC) Home School.

YEAR	CLUB	W-L	ERA	G	GS	CG	SHO	SV	IP	H	R	ER	HR	HB	BB	SO	WP	BK
2013	GCL Red Sox	1-1	3.00	4	1	0	0	0	6.0	3	2	2	0	1	1	4	0	0
2014	GCL Red Sox	1-3	3.72	13	0	0	0	3	29.0	33	16	12	0	6	3	20	1	0
2015	GCL Red Sox	5-0	2.37	14	0	0	0	0	30.1	30	11	8	3	2	5	16	1	1
2016	Lowell	4-1	3.72	20	1	0	0	2	46.0	55	28	19	2	4	9	36	2	0
Minor League Totals		11-5	3.31	51	2	0	0	5	111.1	121	57	41	5	13	18	76	4	1

GONZALEZ, Daniel Jose

RHP

HT: 6-5; **WT:** 180; **BATS:** Right; **THROWS:** Right; **BORN:** 2/9/1996 in Sotillo, VZ; **RESIDES:** Maturin, VZ; **SIGNED BY:** Rolando Pino and Ramon Mora; **ACQUIRED:** Signed as an international free agent, 10/17/2012.

2016: Split time between Single-A Greenville (16 GS) and Short-A Lowell (7 G, 6 GS) to go 9-6 with a 3.13 ERA (43 ER/123.2 IP)...Pitched at least 6.0 Innings in 11 of his 22 starts, 10 of which were quality starts...Made 3 consecutive scoreless appearances from 7/2-13 (16.0 IP)...Was 4-1 with a 2.30 ERA (9 ER/35.2 IP) over 6 starts in August...**2015:** Named Red Sox Latin Program Pitcher of the Year after making 15 appearances (1 start) for Short-A Lowell...Ranked 5th in the organization in ERA (3.29)...Ranked among club leaders in wins (T-3rd, 3), innings (2nd, 63.0), and SO (2nd, 51)...Pitched at least 2.2 innings in each of his outings, recording at least 4.0 IP 11 times...In his 5 appearances of more than 4.0 IP, went 3-0 with a 2.10 ERA and .209 opponent AVG (25.2 IP, 19 H, 6 ER, 0 HR)...**2014:** Named Red Sox Latin Program Player of the Year...Won all 9 of his decisions and earned DSL mid-season All-Star honors in his 2nd season with the DSL Red Sox...Led the league in wins and starts (tied, 15)...Also led the club in IP (72.0) and SO (56)...Ended the season with 20.0 consecutive scoreless innings (4 GS)...Struck out 10 with 0 BB on 8/9 at the DSL Cardinals...**2013:** Made pro debut with the DSL Red Sox, leading the club (min. 30.0 IP) in ERA (0.97) and WHIP (0.58)...Led DSL relievers in opponent AVG (.143), also ranking 5th in unintentional BB/9.0 IP (0.74)...Recorded 42 SO and only 3 BB...Made his only 2 starts on 8/9 and 8/15 (10.0 IP, 0 ER).

YEAR	CLUB	W-L	ERA	G	GS	CG	SHO	SV	IP	H	R	ER	HR	HB	BB	SO	WP	BK
2013	DSL Red Sox	2-1	0.97	14	2	0	0	3	46.1	24	8	5	0	3	3	42	4	0
2014	DSL Red Sox	9-0	2.25	15	15	0	0	0	72.0	61	20	18	2	3	14	56	3	0
2015	Lowell	3-3	3.29	15	1	0	0	0	63.0	61	33	23	4	3	16	51	3	1
2016	Greenville	5-5	3.70	16	16	0	0	0	87.2	88	42	36	5	5	17	69	6	1
	Lowell	4-1	1.75	7	6	0	0	0	36.0	30	10	7	3	0	8	33	2	0
Minor League Totals		23-10	2.63	67	40	0	0	3	305.0	264	113	89	14	14	58	251	18	2

GONZALEZ, Jose Manuel

RHP

HT: 6-0; **WT:** 175; **BATS:** Right; **THROWS:** Right; **BORN:** 7/27/1998 in Maracay, VZ; **RESIDES:** Turmero, VZ; **SIGNED BY:** Eddie Romero and Manuel Padron; **ACQUIRED:** Signed as an international free agent, 4/7/2015.

2016: Spent entire season with the DSL Red Sox2, going 8-0 with a 1.32 ERA (10 ER/68.0 IP), a 0.90 WHIP, and a .189 opponent AVG (45-for-238)...Ranked among league leaders in ERA (6th) and wins (T-4th)...Was 1 of 2 DSL pitchers to win at least 8 games without a loss...Led the team in wins, innings, ERA (min. 20.0 IP), and SO (tied, 61)...Surrendered 0 or 1 run in 12 of 14 outings...Allowed 0 ER in 28.0 IP during a span of 5 starts from 7/27-8/19...Pitched 5.0 no-hit innings on 8/13 at the DSL Astros2 (3 BB)...**2015:** Made pro debut with the DSL Red Sox2.

YEAR	CLUB	W-L	ERA	G	GS	CG	SHO	SV	IP	H	R	ER	HR	HB	BB	SO	WP	BK
2015	DSL Red Sox2	3-2	4.50	12	1	0	0	1	36.0	44	22	18	1	1	9	27	1	0
2016	DSL Red Sox2	8-0	1.32	14	13	0	0	0	68.0	45	13	10	0	7	16	61	3	1
Minor League Totals		11-2	2.42	26	14	0	0	1	104.0	89	35	28	1	8	25	88	4	1

GORST, Matthew

RHP

HT: 6-1; **WT:** 205; **BATS:** Right; **THROWS:** Right; **BORN:** 8/24/1994 in Alpharetta, GA; **RESIDES:** Alpharetta, GA; **SIGNED BY:** Brian Moehler; **ACQUIRED:** Red Sox 12th pick (12th round, 358th overall) in the 2016 June Draft.

2016: Went 1-0 with 2 saves and a 2.67 ERA (8 ER/27.0 IP) over 13 relief appearances for Short-A Lowell...Earned his 1st win on 7/28 vs. Batavia (1.0 IP, 0 R) and his 1st save on 8/20 vs. Brooklyn (3.0 IP, 0 R, H, 4 SO)...Limited RHH to a .175 AVG (11-for-63) and a .212 OBP...**PERSONAL:** Set Georgia Tech's single-season ERA record with a 0.55 mark (3 ER/49.0 IP) in a career-high 28 relief appearances during his junior season in 2016...Converted 12 of his 13 save opportunities, the 2nd-highest single-season saves total in school history...Did not allow an earned run in 18.2 consecutive innings before surrendering 1 against UConn on 6/5 in the NCAA Gainesville Regional...Struck out a career-high 8 batters over 5.0 innings in the ACC Championship against North Carolina State.

YEAR	CLUB	W-L	ERA	G	GS	CG	SHO	SV	IP	H	R	ER	HR	HB	BB	SO	WP	BK
2016	Lowell	1-0	2.67	13	0	0	0	2	27.0	21	9	8	2	0	6	27	2	0

Player Development

Minor League Players, Continued

GROOME, Jason Joseph

LHP

HT: 6-6; **WT:** 220; **BATS:** Left; **THROWS:** Left; **BORN:** 8/23/1998 in Toms River, NJ; **RESIDES:** Barnegat, NJ; **SIGNED BY:** Ray Fagnant; **ACQUIRED:** Red Sox 1st pick (1st round, 12th overall) in the 2016 June Draft.

Enters the 2017 season ranked by *Baseball America* as the No. 43 prospect in baseball...Is also ranked the Red Sox' top pitching prospect (No. 3 overall), as well as having the organization's best curveball...**2016:** Posted a 2.70 ERA (2 ER/6.2 IP) and a .125 opponent AVG (3-for-24) in 3 starts between the GCL Red Sox and Short-A Lowell in his pro debut...Pitched 2.0 scoreless innings in his 1st professional start on 8/22 with the GCL Red Sox (H, 3 SO)...Transferred to Lowell on 8/30...**PERSONAL:** Ranked by *Baseball America* as the No. 3 overall prospect available in the 2016 June Draft...Pitched for Barnegat High School as a freshman, sophomore, and senior, also playing for IMG Academy in Bradenton, FL as a junior...Tossed Barnegat's 1st no-hitter on 4/11/16, striking out 19 of 21 batters faced in 7.0 innings...Went 2-3 despite posting a 0.77 ERA (5 ER/39.2 IP) with 90 SO and only 14 BB as a senior...In 8 starts at IMG Academy, went 5-0 with a 1.22 ERA, 81 SO, and 9 BB over 43.0 IP...Went 6-2 as a sophomore at Barnegat in 2014, leading the Shore Conference with 107 SO over 61.1 IP and finishing 2nd in the conference with a 0.57 ERA.

YEAR	CLUB	W-L	ERA	G	GS	CG	SHO	SV	IP	H	R	ER	HR	HB	BB	SO	WP	BK
2016	GCL Red Sox	0-0	2.75	2	2	0	0	0	4.0	3	1	1	0	0	0	8	0	0
	Lowell	0-0	3.38	1	1	0	0	0	2.2	0	1	1	0	0	4	2	0	0
Minor League Totals		0-0	2.70	3	3	0	0	0	6.2	3	2	2	0	0	4	10	0	0

GROVER, Taylor Wayne

RHP

HT: 6-3; **WT:** 195; **BATS:** Right; **THROWS:** Right; **BORN:** 4/22/1991 in Augusta, SC; **RESIDES:** North Augusta, SC; **SIGNED BY:** Pat Portugal; **ACQUIRED:** Red Sox 10th pick (10th round, 293rd overall) in the 2013 June Draft.

2016: Went 3-6 with a 4.06 ERA (34 ER/75.1 IP) between High-A Salem (17 G) and Double-A Portland (21 G)...Recorded at least 1 SO in 34 of his 38 appearances...Went 1-0 with a 1.29 ERA (2 ER/14.0 IP) and 2 saves in 8 appearances in May...**2015:** Spent entire season with High-A Salem...Recorded a 2.52 ERA (20 ER/71.1 IP) and a .193 opponent AVG (48-for-249) in 33 relief appearances...Had the lowest opponent AVG among Carolina League relievers and allowed the 2nd-fewest base runners per 9.0 IP (10.60)...For the 3rd consecutive season, posted a WHIP below 1.20 (1.19) and an opponent AVG below .220 (.205)...Held LHH to a .182 AVG (22-for-121, 0 HR)...Held opponents to a .114 AVG (4-for-35) and 0 XBH with RISP and 2 outs...Earned the save in consecutive hitless appearances on 6/7 vs. Potomac (3.0 IP) and 6/12 vs. Wilmington (2.0 IP)...Allowed 0 ER in his final 11 appearances beginning 7/26 (16.0 IP)...Did not allow a hit in his final 6 appearances beginning 8/15 (8.0 IP)...**2014:** Posted a 4.03 ERA (26 ER/58.0 IP) between Single-A Greenville (20 G) and High-A Salem (5 G)...Earned 1st career win on 7/11 vs. Augusta, tossing 5.0 hitless, shutout innings of relief...Made 1 postseason appearance for Salem (1.0 IP, 0 R)...**2013:** Made pro debut with Short-A Lowell...Had 7 consecutive scoreless outings (11.2 IP) from 7/31-9/1...**PERSONAL:** Recorded a team-high 11 saves while posting a 0.92 ERA (3 ER/29.1 IP) as a junior for the University of South Carolina Aiken in 2013.

YEAR	CLUB	W-L	ERA	G	GS	CG	SHO	SV	IP	H	R	ER	HR	HB	BB	SO	WP	BK
2013	Lowell	0-3	2.63	15	0	0	0	1	24.0	20	7	7	1	2	5	18	1	0
2014	Greenville	1-5	4.73	20	0	0	0	1	45.2	39	26	24	7	2	13	43	7	0
	Salem	0-1	1.46	5	0	0	0	1	12.1	7	2	2	0	0	6	19	2	1
2015	Salem	2-2	3.62	34	1	0	0	4	74.2	54	36	30	6	5	35	61	6	0
2016	Salem	1-1	2.67	17	0	0	0	3	30.1	25	9	9	1	1	9	31	1	0
	Portland	2-5	5.00	21	0	0	0	0	45.0	53	34	25	5	2	16	42	0	0
Minor League Totals		6-17	3.76	112	1	0	0	10	232.0	198	114	97	20	12	84	214	17	1

GUNSOLUS, Mitchell Johnson

INF

HT: 6-0; **WT:** 200; **BATS:** Left; **THROWS:** Right; **BORN:** 1/23/1993 in Seattle, WA; **RESIDES:** Kenmore, WA; **SIGNED BY:** Chris Pritchett; **ACQUIRED:** Red Sox 9th pick (10th round, 291st overall) in the 2015 June Draft.

2016: Split time between Single-A Greenville (100 G) and High-A Salem (7 G) to hit .211 (78-for-369)...Named a South Atlantic League mid-season All-Star...Hit 3 grand slams with Greenville (5/10 vs. Columbia, 5/15 at Augusta, 8/1 vs. Asheville)...Made 45 starts at 3B and 21 at 1B...Recorded his 1st career 2-HR game on 4/17 at Columbia and was promoted to Salem the next day...Returned to Greenville on 5/2 and spent the remainder of the season with the Drive...Named SAL Player of the Week for 5/9-15...**2015:** Spent entire season with Short-A Lowell in pro debut...Earned the Spinners' inaugural Community MVP award...Hit .341 with a .460 OBP with RISP (14-for-41, 8 BB)...**PERSONAL:** Played baseball for 4 seasons at Gonzaga University...As a senior, set career highs with a .353/.449/.556 line, 46 runs, 73 hits, 15 2B, 7 HR, and 34 RBI...Named to the All-WCC First Team in 2015 and earned 3 WCC All-Academic honors...Played baseball and football at Inglesmoor (WA) High School...His cousin, Greg Peavey, has pitched in the Mets (2011-14) and Twins (2015) organizations.

YEAR	CLUB	AVG	G	AB	R	H	2B	3B	HR	RBI	SH	SF	HP	BB	SO	SB	CS	E
2015	Lowell	.225	49	160	18	36	6	0	1	21	1	0	2	20	46	3	1	4
2016	Greenville	.223	100	346	37	77	12	0	11	45	3	3	3	50	98	4	6	10
	Salem	.043	7	23	1	1	1	0	0	2	1	0	0	6	5	1	0	0
Minor League Totals		.216	156	529	56	114	19	0	12	68	5	3	5	76	149	8	7	14

HAMILTON, Nicholas Darnell

OF

HT: 5-11; **WT:** 170; **BATS:** Right; **THROWS:** Right; **BORN:** 12/4/1997 in Lockport, NY; **RESIDES:** Lockport, NY; **SIGNED BY:** Ray Fagnant; **ACQUIRED:** Red Sox 10th pick (11th round, 321st overall) in the 2015 June Draft.

Enters the 2017 season ranked by *Baseball America* as the fastest base runner in the Red Sox' system...**2016:** Spent entire season with the GCL Red Sox...Made 8 starts in CF, 4 in LF, and 1 in RF...**2015:** Spent entire debut season with the GCL Red Sox...**PERSONAL:** Attended Lockport (NY) High School...Hit .440 (22-for-50, 4 HR) in 2015...Also excelled in football and track.

YEAR	CLUB	AVG	G	AB	R	H	2B	3B	HR	RBI	SH	SF	HP	BB	SO	SB	CS	E
2015	GCL Red Sox	.102	18	49	3	5	1	0	0	2	0	0	2	6	29	7	0	0
2016	GCL Red Sox	.190	14	42	10	8	3	0	0	1	1	0	3	7	11	3	1	1
Minor League Totals		.143	32	91	13	13	4	0	0	3	1	0	5	13	40	10	1	1

Minor League Players, Continued

HARDY, Chad

OF

HT: 6-2; **WT:** 175; **BATS:** Right; **THROWS:** Right; **BORN:** 5/22/1997 in Los Angeles, CA; **RESIDES:** McKinney, TX; **SIGNED BY:** Paul Toboni; **ACQUIRED:** Red Sox 33rd pick (33rd round, 988th overall) in the 2016 June Draft.

2016: Played in 27 games for the GCL Red Sox in his debut season...**PERSONAL:** Played 1 season at Paris Junior College... Ranked among Region XIV leaders in 2016 with 7 HR (T-8th) and 33 RBI (T-11th)... Graduated from Prosper High School in TX.

YEAR	CLUB	AVG	G	AB	R	H	2B	3B	HR	RBI	SH	SF	HP	BB	SO	SB	CS	E
2016	GCL Red Sox	.163	27	86	6	14	0	0	2	5	1	0	0	3	32	1	0	3

HART, Kyle Patrick

LHP

HT: 6-5; **WT:** 170; **BATS:** Left; **THROWS:** Left; **BORN:** 11/23/1992 in Cincinnati, OH; **RESIDES:** Cincinnati, OH; **SIGNED BY:** Blair Henry; **ACQUIRED:** Red Sox 19th pick (19th round, 568th overall) in the 2016 June Draft.

2016: Made 4 starts for the GCL Red Sox in pro debut... Averaged 14.7 SO/9.0 IP (19 SO/11.2 IP)... Did not allow an earned run in his first 3 starts (8.2 IP, 6 H, 14 SO, 2 BB)... **PERSONAL:** Earned 31 wins during his collegiate career, the 2nd-most in Indiana University history... Named to the All-Big Ten First Team following a senior season in which he went 10-4 with a 3.29 ERA in 15 starts... Struck out 79 batters and walked only 15 (5.27 SO/BB) over a career-high 98.1 IP.

YEAR	CLUB	W-L	ERA	G	GS	CG	SHO	SV	IP	H	R	ER	HR	HB	BB	SO	WP	BK
2016	GCL Red Sox	0-2	2.31	4	4	0	0	0	11.2	12	5	3	0	0	2	19	1	0

HAVILAND, Shawn Parker

RHP

HT: 6-2; **WT:** 200; **BATS:** Right; **THROWS:** Right; **BORN:** 11/10/1985 in Middletown, CT; **RESIDES:** Boston, MA; **SIGNED BY:** Marc Sauer (Athletics); **ACQUIRED:** Signed as a minor league free agent, 1/4/2017.

2016: Made 22 appearances (13 GS) for New Britain of the independent Atlantic League before signing with CLE as a minor league free agent on 8/4... Made 7 starts for Triple-A Columbus, allowing 1 or 0 ER in 5 of those outings... **2015:** Went 5-10 with a 4.18 ERA (53 ER/114.0 IP) in 25 games (19 GS) between Triple-A Charlotte (CWS) and Triple-A Pawtucket (BOS)... Posted a 3.64 ERA (43 ER/106.1 IP) as a starter... Traded from CWS to COL on 7/22 in exchange for cash considerations, but did not appear in a game for the Rockies organization... Acquired by BOS from COL on 8/5 and made 6 starts for Pawtucket through the rest of the season... **2014:** Spent his final season in OAK's system, tying a career high with 28 starts between High-A Stockton (3 GS) and Double-A Midland (25 GS)... Made his first 3 starts with Stockton (1-2, 3.31 ERA, 0.98 WHIP) before being transferred to Midland on 4/17... Finished among RockHounds leaders with 7 wins (T-3rd), 25 starts (T-2nd), 146.1 IP (3rd), and 95 SO (2nd)... **2013:** Missed the entire season recovering from right elbow surgery... **2012:** Appeared in a career-high 31 games for Double-A Midland, including 21 starts... Eclipsed 100 SO for the 4th consecutive season with 104, 2nd-most on the team... Also pitched in 3 games for Phoenix in the Arizona Fall League... **2011:** Led Double-A Midland with 27 starts, 6 wins (tied), 143.2 IP, and 110 SO... Ranked among Texas League leaders in starts (T-2nd), innings (6th), and SO (T-7th)... **2010:** Spent most of the season with High-A Stockton... Led the club with 27 starts, 150.1 IP, and 166 SO... Ranked 2nd in the California League in SO, T-3rd in starts, and T-5th in innings... Named a CL postseason All-Star... Promoted to Triple-A Sacramento for 1 start on 6/20... Named CL Pitcher of the Week on 8/2 after tossing 7.0 1-run frames in a win vs. Lake Elsinore... Also named Pitcher of the Week on 8/23 after throwing 6.0 2-hit, shutout innings vs. Lancaster, striking out 11 and earning the win... **2009:** Made a team-high 28 starts for Single-A Kane County, also leading the club with 153.0 IP and 121 SO... Tied for the Midwest League lead in starts while ranking 3rd in innings and T-4th in SO... Named a Midwest League mid-season All-Star... **2008:** Made his pro debut with Short-A Vancouver, making 18 appearances (9 GS).

YEAR	CLUB	W-L	ERA	G	GS	CG	SHO	SV	IP	H	R	ER	HR	HB	BB	SO	WP	BK
2008	Vancouver	2-3	3.48	18	9	0	0	0	54.1	56	25	21	1	3	18	61	8	1
2009	Kane County	6-11	4.71	28	28	0	0	0	153.0	170	90	80	9	13	53	121	13	1
2010	Stockton	9-6	3.65	27	27	0	0	0	150.1	156	77	61	15	17	40	166	12	1
	Sacramento	0-0	5.40	1	1	0	0	0	3.1	6	5	2	0	0	2	3	0	0
2011	Midland	6-12	7.08	27	27	0	0	0	143.2	205	133	113	24	6	42	110	15	2
2012	Midland	6-8	4.80	31	21	0	0	2	120.0	124	72	64	11	14	47	104	13	0
2013	Did Not Play Due to Injury																	
2014	Stockton	1-2	3.24	3	3	0	0	0	16.2	12	8	6	2	3	4	14	2	0
	Midland	7-7	3.87	25	25	0	0	0	146.1	137	70	63	14	8	51	95	8	0
2015	Charlotte	4-5	4.19	19	13	0	0	0	77.1	83	45	36	10	6	19	59	2	0
	Pawtucket	1-5	4.17	6	6	0	0	0	36.2	41	18	17	1	5	9	23	1	0
2016	New Britain (IND)	3-4	3.34	22	13	2	0	0	94.1	97	40	35	5	3	31	70	4	0
	Columbus	2-2	3.40	7	7	0	0	0	42.1	41	16	16	4	0	10	30	1	0
Minor League Totals		44-61	4.57	192	167	0	2	944.0	1031	559	479	91	75	295	786	75	5	0
Independent Lg. Totals		3-4	3.34	22	13	2	0	0	94.1	97	40	35	5	3	31	70	4	0

HERNANDEZ, Darwinzon David

LHP

HT: 6-2; **WT:** 185; **BATS:** Left; **THROWS:** Left; **BORN:** 12/17/1996 in Ciudad Bolivar, VZ; **RESIDES:** Ciudad Bolivar, VZ; **SIGNED BY:** Rolando Pino and Ramon Mora; **ACQUIRED:** Signed as an international free agent, 8/26/2013.

Enters the 2017 season ranked by *Baseball America* as the Red Sox' No. 30 prospect... **2016:** Spent entire season with Short-A Lowell... Led the club in SO (58) and starts (14)... Limited RHH to a .205 AVG (25-for-122)... Went 3-4 with a 3.41 ERA (14 ER/37.0 IP) and a .207 opponent AVG (28-for-135) prior to the All-Star break... Struck out a career-high-tying 9 batters on 8/12 at Aberdeen... **2015:** Led the Dominican Summer League in ERA (1.10)... Also ranked among club leaders in SO (T-1st, 66), wins (T-2nd, 6), starts (3rd, 13), and innings (3rd, 65.1)... Did not surrender a HR for the 2nd consecutive season... Allowed 0 ER in 11 of his outings... Did not give up an ER in his final 7 starts beginning 7/17 (34.2 IP, 41 SO)... Held righties to a .199 AVG (41-for-206)... **2014:** Made 14 appearances (1 GS) with the DSL Red Sox in his pro debut... Posted a 1.20 ERA (2 ER/15.0 IP) in his final 6 appearances (1 GS).

Minor League Players, Continued

YEAR	CLUB	W-L	ERA	G	GS	CG	SHO	SV	IP	H	R	ER	HR	HB	BB	SO	WP	BK
2014	DSL Red Sox	1-1	2.89	14	1	0	0	0	28.0	54	12	9	0	4	19	15	8	1
2015	DSL Red Sox2	6-1	4.10	16	13	0	0	0	65.1	25	17	8	0	5	30	66	5	2
2016	Lowell	3-5	4.10	14	14	0	0	0	48.1	39	34	22	1	4	36	58	9	0
Minor League Totals		10-7	2.48	44	28	0	0	0	141.2	118	63	39	1	13	85	139	22	3

HILL, Tyler Phillip

OF

HT: 6-0; **WT:** 195; **BATS:** Right; **THROWS:** Right; **BORN:** 3/4/1996 in Wilmington, DE; **RESIDES:** Wilmington, DE; **SIGNED BY:** Chris Calcano; **ACQUIRED:** Red Sox 20th pick (19th round, 584th overall) in the 2014 June Draft.

2016: Spent the entire season with Short-A Lowell, leading the New York-Penn League and all Red Sox minor leaguers with a .332 AVG (77-for-232)...Was a NYPL mid-season All-Star...Rated by *Baseball America* as the No. 15 prospect in the NYPL...Also named a NYPL All-Star by *BA* following the season...Ranked among NYPL leaders with 77 hits (T-2nd), a .487 SLG (2nd), and an .887 OPS (2nd)...Led the Spinners in total bases (113) and doubles (14)...Also ranked among team leaders in walks (T-2nd, 24) and stolen bases (2nd, 11)...Hit .463 (19-for-41) in the 8th inning or later...Hit .341 (58-for-170) with 29 RBI and a .411 OBP in the first half...Named Red Sox Minor League Player of the Month for July after posting the 2nd-highest AVG in Minor League Baseball during the month (.432/35-for-81)...Hit .358 with RISP (29-for-81) and .500 with RISP & 2 outs (15-for-30)...Recorded a career-high 4 RBI and career-high-tying 4 hits on 8/21 vs. Brooklyn...**2015:** Hit .265 (39-for-147) with a .349 OBP between the GCL Red Sox (39 G) and Short-A Lowell (4 G)...Hit .356 with a .463 OBP (16-for-45, 8 BB) with RISP for the GCL Sox and led the team in steals (11)...Transferred to Lowell on 9/3 and recorded a hit in each of his 4 games with the Spinners...**2014:** Played in 4 games for the GCL Red Sox in his pro debut...**PERSONAL:** Graduated in 2014 from Delaware Military Academy, where he hit .432 and earned All-State 1st Team honors as a senior.

YEAR	CLUB	AVG	G	AB	R	H	2B	3B	HR	RBI	SH	SF	HP	BB	SO	SB	CS	E
2014	GCL Red Sox	.000	4	7	1	0	0	0	0	0	0	0	1	1	2	0	1	0
2015	GCL Red Sox	.250	39	132	16	33	4	0	0	16	0	0	3	16	22	11	2	1
	Lowell	.400	4	15	4	6	1	0	0	0	0	0	0	0	2	2	0	0
2016	Lowell	.332	61	232	43	77	14	5	4	38	1	1	3	24	41	11	11	8
Minor League Totals		.301	108	386	64	116	19	5	4	54	1	1	7	41	67	24	14	9

HUDSON, Bryan Nicholas

OF

HT: 6-1; **WT:** 185; **BATS:** Left; **THROWS:** Right; **BORN:** 2/10/1995 in Atlanta, GA; **RESIDES:** Dacula, GA; **SIGNED BY:** Brian Moehler; **ACQUIRED:** Red Sox 15th pick (15th round, 443rd overall) in the 2013 June Draft.

2016: Spent the entire season with High-A Salem...Finished T-4th among Red Sox minor leaguers with 26 SB...In 21 games after 8/1, posted a .359/.462/.500 line (23-for-64, 7 2B, 3B)...**2015:** Hit .304 (59-for-194) with a .403 OBP between Single-A Greenville (49 G) and Short-A Lowell (6 G)...Hit .344 (21-for-61) vs. LHP...Stole 21 bases in 26 attempts (81%)...Led Greenville with a .399 OBP (min. 75 AB)...Had 3 SB on 6/28 vs. Charleston...Hit .356 (16-for-45) during an 11-game hit streak from 7/2-15...**2014:** Spent entire season with Short-A Lowell, tying for the team lead in BB (25)...**2013:** In pro debut with the GCL Red Sox, posted the 3rd-highest AVG among Sox minor leaguers (.304) and ranked 3rd in the GCL with a team-high .406 OBP...Paced the GCL Sox in AVG and BB (23)...Did not commit an error in 80 chances in the OF...*Baseball America* named him the fastest base runner in the Red Sox' farm system...**PERSONAL:** Attended Mill Creek (GA) High School.

YEAR	CLUB	AVG	G	AB	R	H	2B	3B	HR	RBI	SH	SF	HP	BB	SO	SB	CS	E
2013	GCL Red Sox	.304	43	135	18	41	6	0	0	15	2	1	1	23	39	6	1	0
2014	Lowell	.237	52	194	27	46	5	3	0	11	1	0	1	25	43	8	5	1
2015	Lowell	.385	6	26	9	10	0	1	0	5	0	0	0	2	6	3	0	0
	Greenville	.292	49	168	29	49	7	0	0	11	1	0	1	29	30	18	5	4
2016	Salem	.269	83	249	45	67	12	2	0	26	3	1	1	59	60	26	6	2
Minor League Totals		.276	233	772	128	213	30	6	0	68	7	2	4	138	178	61	17	7

JEREZ, Williams A.

LHP

HT: 6-4; **WT:** 200; **BATS:** Left; **THROWS:** Left; **BORN:** Santiago, DR; **RESIDES:** Brooklyn, NY; **SIGNED BY:** Ray Fagnant; **ACQUIRED:** Red Sox 5th pick (2nd round, 81st overall) in the 2011 June Draft.

2016: Led Double-A Portland with 40 appearances...Named an Eastern League mid-season All-Star...Recorded a SO in 34 of his outings and averaged 9.0 SO/9.0 IP (65 SO/65.0 IP)...Worked more than 1.0 inning in 26 of his 40 appearances and 2.0 or more innings 23 times...Held opponents to a .186 AVG (11-for-59) with 20 SO over his final 9 appearances of the season (16.0 IP)...Designated for assignment on 12/8 and outrighted to Triple-A Pawtucket on 12/16...**2015:** Named Red Sox Minor League Pitcher of the Year in his 2nd professional season as a pitcher...Combined with Single-A Greenville (14 G), High-A Salem (5 G), and Double-A Portland (22 G) to go 5-3 with 4 saves and a 2.54 ERA (25 ER/88.2 IP) in 41 appearances...His 8.7 SO/9.0 IP ratio (86 SO/88.2 IP) led left-handed Red Sox farmhands (min. 40.0 IP)...Posted a 0.75 ERA (2 ER/24.0 IP) in his final 8 outings with the Drive...Transferred to Salem on 6/4...Allowed 1 IP (0.73 ERA) with Salem before being transferred to Portland on 6/24...Named Red Sox Minor League Relief Pitcher of the Month for June, combining with the 3 clubs to go 1-0 with a 0.96 ERA (2 ER/18.2 IP) in 8 appearances...5 of his final 6 Double-A outings were scoreless (10.0 IP, R, 5 H, 3 BB, 12 SO)...Following the season, ranked by *Baseball America* as the Red Sox' No. 3 LHP prospect, the club's No. 19 prospect overall...**2014:** Converted to a pitcher after spending his first 3 professional seasons in the OF...Combined with the GCL Red Sox and Short-A Lowell to go 4-2 with 1 save and a 2.88 ERA (11 ER/34.1 IP) in 14 appearances...Averaged 10.5 SO/9.0 IP...Transferred to Lowell on 8/12 and spent the remainder of the season with the Spinners...**2013:** Appeared in 38 games for Short-A Lowell and hit .176 (21-for-119)...**2012:** Hit .241 (20-for-83) in 23 games with Short-A Lowell before being placed on the DL for the remainder of the year on 7/17 (left thumb sprain)...**2011:** Made pro debut with the GCL Red Sox and hit .248 (32-for-129) in 32 games...**PERSONAL:** Attended Grand Street Campus (NY) High School...Led New York City's Public School Athletic League with a .692 AVG, 36 hits, .758 OBP, and 1.385 SLG in 2011.

Minor League Players, Continued

YEAR	CLUB	W-L	ERA	G	GS	CG	SHO	SV	IP	H	R	ER	HR	HB	BB	SO	WP	BK
2014	GCL Red Sox	3-1	2.22	9	0	0	0	1	24.1	20	8	6	0	2	5	27	2	2
	Lowell	1-1	4.50	5	0	0	0	0	10.0	13	6	5	0	2	6	13	2	0
2015	Greenville	3-1	2.06	14	0	0	0	3	39.1	43	16	9	3	1	10	43	3	0
	Salem	1-0	0.73	5	0	0	0	0	12.1	11	2	1	0	1	4	12	0	0
	Portland	1-2	3.65	22	0	0	0	1	37.0	34	15	15	2	0	17	31	2	0
2016	Portland	1-6	4.71	40	0	0	0	0	65.0	70	35	34	6	2	30	65	6	0
Minor League Totals		10-11	3.35	95	0	0	0	5	188.0	191	82	70	11	8	72	191	15	2

JIMENEZ, Dedgar Alfonso

LHP

HT: 6-3; **WT:** 240; **BATS:** Left; **THROWS:** Left; **BORN:** 3/6/1996 in Araure, VZ; **RESIDES:** Acarigua, VZ; **SIGNED BY:** Angel Escobar; **ACQUIRED:** Signed as an international free agent, 7/28/2012.

2016: Split time between Single-A Greenville (17 GS) and High-A Salem (9 GS) to go 8-10 with a 5.20 ERA (79 ER/136.2 IP)...Ranked among Drive leaders in wins (3rd, 6), innings (3rd, 97.0), SO (3rd, 81), and starts (T-3rd, 17)...Threw at least 6.0 innings in 13 of his 26 starts...Tossed the Drive's lone complete game of the season on 7/25 at Asheville...Struck out a career-high 8 batters on 7/3 vs. Asheville...Appeared in 2 games for Magallanes in the Venezuelan Winter League (4.1 IP, 5 H, R)...**2015:** Spent entire season with Single-A Greenville...Allowed the 2nd-fewest unintentional BB/9.0 IP among South Atlantic League starters (1.50)...Tied for the Drive lead with 9 wins...Threw the staff's only complete game on 6/29 vs. Charleston (7.0 IP, ER)...**2014:** Named Red Sox Latin Program Pitcher of the Year for the 2nd straight season...Led the GCL Red Sox in starts (10), IP (49.1), and SO (37)...Ranked 7th in the league in ERA (3.28)...Earned the win in Game 1 of the GCL finals (5.0 IP, 2 H, R, 0 ER)...**2013:** Named the Red Sox Latin Program Pitcher of the Year...Ranked among DSL leaders in ERA (7th) and WHIP (4th, 0.90)...Held opponents to 1 ER or fewer in 11 of his starts...Led the team in starts (tied, 13) and SO (55).

YEAR	CLUB	W-L	ERA	G	GS	CG	SHO	SV	IP	H	R	ER	HR	HB	BB	SO	WP	BK
2013	DSL Red Sox	4-3	1.50	13	13	0	0	0	60.0	45	18	10	1	1	9	55	6	0
2014	GCL Red Sox	5-2	3.28	11	10	0	0	0	49.1	54	26	18	3	1	8	37	3	0
2015	Greenville	9-9	4.43	23	23	1	0	0	126.0	160	77	62	6	5	21	66	4	1
2016	Salem	2-3	6.35	9	9	0	0	0	39.2	52	33	28	1	5	21	14	2	0
	Greenville	6-7	4.73	17	17	1	0	0	97.0	123	56	51	5	5	15	81	6	0
Minor League Totals		26-24	4.09	73	72	2	0	0	372.0	434	210	169	16	17	74	253	21	1

KELLEY, Trevor Michael

RHP

HT: 6-2; **WT:** 210; **BATS:** Right; **THROWS:** Right; **BORN:** 10/20/1993 in Providence, RI; **RESIDES:** Wilmington, NC; **SIGNED BY:** Todd Gold; **ACQUIRED:** Red Sox 35th pick (36th round, 1,071st overall) in the 2015 June Draft.

2016: Combined with Single-A Greenville (21 G) and High-A Salem (1 G) to post a 1.83 ERA (8 ER/39.1 IP)...Held RHH to a .170 AVG (16-for-94)...Struck out at least 1 batter in 10 of his 22 outings...Made 8 straight scoreless appearances from 7/20-8/11 (9.2 IP)...Placed on 7-day DL from 8/24-9/1...Transferred to Salem on 9/5...**2015:** Made pro debut, combining with the GCL Red Sox and Short-A Lowell to post a 3.60 ERA (10 ER/25.0 IP) in 18 appearances...Averaged 10.1 SO/9.0 IP...Began the season in the GCL and converted each of his 3 save chances...Transferred to Lowell on 7/18...Did not give up a run in his first 6 games with the Spinners (8.0 IP)...**PERSONAL:** Played baseball for 4 seasons at the University of North Carolina...Appeared in 41 games as a senior in 2015, going 5-3 with a 2.55 ERA...Graduated from Ashley (NC) High School.

YEAR	CLUB	W-L	ERA	G	GS	CG	SHO	SV	IP	H	R	ER	HR	HB	BB	SO	WP	BK
2015	GCL Red Sox	0-0	1.29	6	0	0	0	3	7.0	5	1	1	0	0	2	8	0	0
	Lowell	1-3	4.50	12	0	0	0	1	18.0	20	9	9	1	3	8	20	3	0
2016	Greenville	1-3	1.93	21	0	0	0	3	37.1	34	9	8	2	1	5	40	0	1
	Salem	0-0	0.00	1	0	0	0	0	2.0	0	0	0	0	0	0	3	0	0
Minor League Totals		2-6	2.52	40	0	0	0	7	64.1	59	19	18	3	4	15	71	3	1

KEMP, Trenton Jarrett (Trent)

OF

HT: 6-2; **WT:** 195; **BATS:** Right; **THROWS:** Right; **BORN:** 9/30/1995 in Clovis, CA; **RESIDES:** Clovis, CA; **SIGNED BY:** Demond Smith; **ACQUIRED:** Red Sox 16th pick (15th round, 464th overall) in the 2014 June Draft.

2016: Spent entire season with Single-A Greenville...Ranked among team leaders in HR (3rd, 13) and RBI (T-3rd, 52)...Recorded 2-HR games on 5/21 vs. Lexington and 7/24 at Asheville...Hit a game-tying 3-run HR in the 7th inning of a 6-5 win at Asheville on 6/4...**2015:** Hit .203 (31-for-153) with a .328 OBP between the GCL Red Sox and Short-A Lowell...Led the GCL Sox in 3B (4) and BB (tied, 24)...Hit by a pitch 4 times on 7/3 at the GCL Twins...**2014:** Played in 38 games with the GCL Red Sox in his pro debut...Hit 1st HR on 7/28 at the GCL Orioles, a go-ahead grand slam in the 4th inning...Hit .471 (8-for-17, 4 R, HR, 3 RBI) in 4 postseason games for the GCL champion Red Sox...**PERSONAL:** Graduated in 2014 from Buchanan (CA) High School, where he was a 2-time All-State 1st Team selection...Was also a wide receiver on Buchanan's football team.

YEAR	CLUB	AVG	G	AB	R	H	2B	3B	HR	RBI	SH	SF	HP	BB	SO	SB	CS	E
2014	GCL Red Sox	.225	38	120	21	27	8	0	3	20	0	0	3	12	36	3	2	1
2015	GCL Red Sox	.234	40	124	20	29	6	4	0	14	1	1	4	24	33	8	3	1
	Lowell	.069	10	29	3	2	1	0	1	4	0	0	0	1	8	0	0	0
2016	Greenville	.244	92	311	42	76	18	3	13	52	1	0	5	32	123	7	3	2
Minor League Totals		.229	180	584	86	134	33	7	17	90	2	1	12	69	200	18	8	4

KENDRICK, Kyle Rodney - See Page 122

RHP

Minor League Players, Continued

KENT, Matthew Allen (Matt)

LHP

HT: 6-0; **WT:** 180; **BATS:** Left; **THROWS:** Left; **BORN:** 9/13/1992 in Waco, TX; **RESIDES:** Hewitt, TX; **SIGNED BY:** Jon Adkins; **ACQUIRED:** Red Sox 12th pick (13th round, 381st overall) in the 2015 June Draft.

2016: Combined with High-A Salem (26 GS) and Single-A Greenville (2 GS) to go 10-7 with a 3.54 ERA (66 ER/168.0 IP)...Led the Carolina League in innings pitched (156.0)...Also ranked among league leaders in ERA (3rd, 3.69), starts (3rd), WHIP (3rd, 1.31), wins (T-4th, 10), and SO (T-4th, 120)...Pitched at least 6.0 innings in 18 of his 28 starts...Made 6 scoreless starts of 6.0+ IP...Struck out a career-high 10 batters on 9/4 at Lynchburg...**2015:** Spent entire season with Short-A Lowell...Ranked T-2nd in the New York-Penn League in wins (7) despite pitching only in relief...Pitched at least 3.0 innings in 13 of his 14 outings...Led the Spinners (min. 20.0 IP) in wins, ERA (1.86), and WHIP (1.12)...Won each of his first 6 decisions...**PERSONAL:** Played baseball for 3 seasons at Texas A&M University...Went 9-1 with a 2.76 ERA as a junior in 2015...In 4 postseason starts in the SEC Tournament and NCAA Championship, went 3-0 with a 0.59 ERA (30.2 IP, 2 R, 21 H)...Graduated from Midway (TX) High School, where he hit .421 and went 10-1 with a 0.63 ERA and 3 no-hitters as a senior in 2011.

YEAR	CLUB	W-L	ERA	G	GS	CG	SHO	SV	IP	H	R	ER	HR	HB	BB	SO	WP	BK
2015	Lowell	7-1	1.86	14	0	0	0	1	48.1	44	13	10	1	3	10	35	4	0
2016	Greenville	0-0	1.50	2	2	0	0	0	12.0	9	3	2	0	0	4	5	0	0
	Salem	10-7	3.69	26	26	1	0	0	156.0	171	70	64	4	14	33	120	4	0
Minor League Totals		17-8	3.16	42	28	1	0	1	216.1	224	86	76	5	17	47	160	8	0

LAKE, Junior Osvaldo - See Page 130

OF

LAKINS, Travis Clay

RHP

HT: 6-1; **WT:** 180; **BATS:** Right; **THROWS:** Right; **BORN:** 6/29/1994 in Middletown, OH; **RESIDES:** Franklin, OH; **SIGNED BY:** John Pyle; **ACQUIRED:** Red Sox 5th pick (6th round, 171st overall) in the 2015 June Draft.

Enters the 2017 season ranked by *Baseball America* as the Red Sox' No. 13 prospect...**2016:** Spent the entire season with High-A Salem...Went 3-1 with a 2.13 ERA (6 ER/25.1 IP) in 5 April starts...Struck out a season-high 9 batters on 4/24 vs. Winston-Salem...Marked on the 7-day DL from 7/27-9/14...**2015:** Made pro debut in Game 1 of the GCL Finals, allowing no hits and striking out 1 in a scoreless 5th inning...Transferred to Short-A Lowell on 9/3 and made a single start with the Spinners on 9/5 vs. Vermont (2.0 IP, BB, 3 SO)...Following the season, ranked by *Baseball America* as the No. 16 prospect in the Red Sox organization...**PERSONAL:** Played baseball for 2 seasons at Ohio State University, going 5-7 with a 3.28 ERA (55 ER/151.0 IP) and 139 SO in 40 appearances (17 starts)...Graduated from Franklin (OH) High School, where he was a 3-time all-conference selection in both baseball and basketball.

YEAR	CLUB	W-L	ERA	G	GS	CG	SHO	SV	IP	H	R	ER	HR	HB	BB	SO	WP	BK
2015	Lowell	0-0	0.00	1	1	0	0	0	2.0	0	0	0	0	0	1	3	0	0
2016	Salem	6-3	5.93	19	18	0	0	0	91.0	111	65	60	8	5	36	79	5	1
Minor League Totals		6-3	5.81	20	19	0	0	0	93.0	111	65	60	8	5	37	82	5	1

LAMEDA, Raiwinson Roberto

INF/OF

HT: 5-11; **WT:** 175; **BATS:** Left; **THROWS:** Right; **BORN:** 10/7/1995 in San Carlos, VZ; **RESIDES:** San Carlos, VZ; **SIGNED BY:** Eddie Romero and Angel Escobar; **ACQUIRED:** Signed as an international free agent, 7/15/2012.

2016: Spent entire season with the GCL Red Sox...Ranked T-2nd in the league in games (54)...Led the team in triples (2) and RBI (tied, 21)...Reached base in 18 consecutive games from 8/2-23 (20-for-66, .303 AVG)...**2015:** Spent entire season with the GCL Red Sox...Had a .528 OBP and a 1.063 OPS...**2014:** Tied for the DSL Red Sox lead in steals (13) and ranked 2nd in runs (39), hits (61), and RBI (32)...Hit .500 (16-for-32) vs. LHP...**2013:** Made pro debut with the DSL Red Sox.

YEAR	CLUB	AVG	G	AB	R	H	2B	3B	HR	RBI	SH	SF	HP	BB	SO	SB	CS	E
2013	DSL Red Sox	.220	56	200	27	44	10	3	0	19	2	2	3	15	35	8	5	0
2014	DSL Red Sox	.307	51	199	39	61	7	4	2	32	2	4	5	14	27	13	6	2
2015	GCL Red Sox	.393	12	28	3	11	2	1	0	5	0	0	0	8	4	0	2	0
2016	GCL Red Sox	.238	54	193	16	46	9	2	0	21	2	1	3	14	40	3	2	9
Minor League Totals		.261	173	620	85	162	28	10	2	77	6	7	11	51	106	24	15	11

LANTIGUA, Marcos Amable

RHP

HT: 6-3; **WT:** 200; **BATS:** Right; **THROWS:** Right; **BORN:** 12/14/1995 in Boston, MA; **RESIDES:** Santo Domingo Centro, DR; **SIGNED BY:** Eddie Romero; **ACQUIRED:** Signed as an international free agent, 5/5/2014.

2016: Spent entire season with the GCL Red Sox...Tied for the team lead in appearances (13)...Earned his 1st career win after tossing 3.0 scoreless innings on 8/18 at the GCL Orioles...**2015:** Posted a 6.67 ERA (20 ER/27.0 IP) and a .236 opponent AVG (25-for-106) in 17 appearances between the 2 DSL Red Sox clubs...Posted a 2.60 ERA and a .156 opponent AVG in his final 11 outings beginning 6/30 (17.1 IP, 5 ER, 10-for-64)...**2014:** Made pro debut with the DSL Red Sox.

YEAR	CLUB	W-L	ERA	G	GS	CG	SHO	SV	IP	H	R	ER	HR	HB	BB	SO	WP	BK
2014	DSL Red Sox	0-0	7.50	8	0	0	0	1	12.0	13	16	10	0	1	13	10	4	0
2015	DSL Red Sox1	0-0	10.66	9	0	0	0	0	12.2	17	19	15	1	1	6	8	5	0
	DSL Red Sox2	0-0	3.14	8	0	0	0	2	14.1	8	6	5	1	2	7	16	4	0
2016	GCL Red Sox	1-0	11.25	13	0	0	0	0	16.0	33	21	20	0	0	8	15	3	0
Minor League Totals		1-0	8.18	38	0	0	0	3	55.0	71	62	50	2	4	34	49	16	0

Minor League Players, Continued

LAU, Adam Forrest

RHP

HT: 6-2; **WT:** 210; **BATS:** Right; **THROWS:** Right; **BORN:** 7/5/1994 in Norfolk, VA; **RESIDES:** Madison, AL; **SIGNED BY:** Danny Watkins; **ACQUIRED:** Red Sox 36th pick (37th round, 1,101st overall) in the 2015 June Draft.

2016: Split time with Single-A Greenville (29 G, 1 GS) and High-A Salem (5 G) to go 6-2 with 4 saves and a 3.68 ERA (26 ER/63.2 IP)...Held LHH to a .152 AVG (14-for-92)...Held opponents to a .178 AVG with RISP (13-for-73) and a .125 AVG with 2 outs and RISP (4-for-32)...Struck out at least 1 batter in 30 of his 33 relief outings...Threw 4.0 scoreless innings in his 1st career start on 5/21 vs. Lexington (6 SO, 3 H)...**2015:** Spent entire season with the GCL Red Sox...Earned the save in Game 2 of the GCL Finals to clinch the league title...**PERSONAL:** Played baseball for 3 seasons at the University of Alabama at Birmingham...Named to the John Olerud Two-Year Player of the Year Watch List, leading UAB in ERA (1.71) and saves (7) with 42 SO in 31.2 IP...Also hit .254 with 4 HR and led the team in SB (12)...Graduated from Sparkman (AL) High School.

YEAR	CLUB	W-L	ERA	G	GS	CG	SHO	SV	IP	H	R	ER	HR	HB	BB	SO	WP	BK
2015	GCL Red Sox	0-0	4.09	11	0	0	0	3	11.0	14	5	5	1	0	6	14	3	0
2016	Salem	3-0	4.35	5	0	0	0	0	10.1	4	5	5	1	3	6	10	2	1
	Greenville	3-2	3.54	29	1	0	0	4	53.1	36	22	21	4	8	36	58	11	1
Minor League Totals		6-2	3.74	45	1	0	0	7	74.2	54	32	31	6	11	48	82	16	2

LECLERC, Anyelo

RHP

HT: 6-0; **WT:** 170; **BATS:** Right; **THROWS:** Right; **BORN:** 10/9/1991 in Esperanza, DR; **RESIDES:** Valverde, DR; **SIGNED BY:** Willy Espinal (Rangers); **ACQUIRED:** Selected in the Triple-A phase of the Rule 5 Draft, 12/10/2015.

2016: Combined with Single-A Greenville (21 G) and High-A Salem (14 G, 9 GS) to go 7-4 with a 3.08 ERA (33 ER/96.1 IP) and a 1.19 WHIP...Named a South Atlantic League mid-season All-Star...Was 8-for-8 in save opportunities...Ranked among Greenville leaders in WHIP (2nd, 0.89), ERA (3rd, 1.77), and saves (3rd, 8)...Allowed 0 runs and earned the save in 6 consecutive appearances for the Drive from 6/2-19 (11.1 IP)...Transferred to Salem on 6/23...Allowed only 3 hits in 7.0 scoreless innings in his final appearance of the season on 9/2 at Lynchburg...**2015:** Made only 1 appearance with TEX's Double-A Frisco before being transferred to High-A High Desert on 6/1...17 of his outings were scoreless...Selected by the Red Sox in the Triple-A phase of the Rule 5 Draft on 12/10...**2014:** Spent entire season with Single-A Hickory, leading the club with a 2.33 ERA (min. 50.0 IP)...As a reliever, went 2-0 with a 0.98 ERA (4 ER/36.2 IP) and was 4-for-4 in save chances...Opponents were 1-for-25 (.040) with RISP and 2 outs...**2013:** Spent entire season with the AZL Rangers...Averaged 11.95 SO/9.0 IP...Made his lone start in his season debut (4.1 IP, 3 ER), and posted a 1.69 ERA (3 ER/16.0 IP) as a reliever the rest of the season...**2012:** Spent entire season with the AZL Rangers...Ranked 5th in the AZL in ERA (2.96) and 4th in WHIP (1.23)...Posted a 1.14 ERA (4 ER/31.2 IP) in his final 7 games (5 starts) beginning 7/28...Following the season, made 6 relief appearances with Ponce of the Puerto Rican Winter League...**2011:** Spent entire season with the DSL Rangers, leading the club in ERA (0.59), SO (51), WHIP (0.99), saves (tied, 4), and appearances (tied, 20)...Named a DSL All-Star...Had the 2nd-lowest opponent AVG among DSL relievers (.148, 17-for-115)...Did not allow an ER in his first 11 appearances (22.0 IP)...**2010:** Made professional debut with the DSL Rangers...**PERSONAL:** Is the brother of RHP Jose Leclerc, who made his ML debut in 2016 with TEX.

YEAR	CLUB	W-L	ERA	G	GS	CG	SHO	SV	IP	H	R	ER	HR	HB	BB	SO	WP	BK
2010	DSL Rangers	0-0	--	1	0	0	0	0	0.0	1	0	0	0	0	0	0	0	0
2011	DSL Rangers	4-1	0.59	20	3	0	0	4	45.2	26	8	3	0	4	19	51	4	0
2012	AZL Rangers	3-1	2.96	14	7	0	0	1	48.2	49	21	16	1	2	11	52	3	2
2013	AZL Rangers	2-0	2.66	9	1	0	0	0	20.1	18	6	6	0	1	3	27	1	0
2014	Hickory	3-4	2.33	24	7	0	0	4	65.2	63	19	17	4	2	24	71	8	2
2015	Frisco	0-1	5.40	1	0	0	0	0	1.2	3	1	1	0	0	1	0	0	0
	High Desert	3-3	5.52	29	0	0	0	3	44.0	50	32	27	6	5	17	42	4	2
2016	Greenville	3-1	1.77	21	0	0	0	8	40.2	24	10	8	2	2	12	42	1	0
	Salem	4-3	4.04	14	9	0	0	0	55.2	56	27	25	6	3	23	43	2	3
Minor League Totals		22-14	2.88	133	27	0	0	20	322.1	290	124	103	19	19	110	328	23	9

LIN, Tzu-Wei

INF/OF

HT: 5-9; **WT:** 155; **BATS:** Left; **THROWS:** Right; **BORN:** 2/15/1994 in Kaohsiung County, Taiwan; **RESIDES:** Kaohsiung County, Taiwan; **SIGNED BY:** Louie Lin, Jon Deeble, and Eddie Romero; **ACQUIRED:** Signed as an international free agent, 6/16/2012.

2016: Spent entire season with Double-A Portland...Ranked among team leaders in games (2nd, 108), SB (2nd, 10), AB (3rd, 372), BB (3rd, 34), and 3B (T-3rd, 5)...Hit .556 (5-for-9) with the bases loaded...Started 59 games at SS, 26 at 2B, 17 at 3B, and 5 in CF...**2015:** Combined with High-A Salem (73 G) and Double-A Portland (46 G) to hit .251 (114-for-454) in 119 games...Ranked 5th in the Red Sox organization in SB (23)...Hit .312 (34-for-109) in his final 27 games with Salem (beginning 6/9)...Transferred to Portland on 7/16...Following the season, played in 14 games for Arizona Fall League champion Scottsdale...**2014:** Ranked 3rd on Single-A Greenville in games (102), BB (54), and SB (tied, 10) in his full-season debut...**2013:** Spent season with Short-A Lowell, ranking among team leaders in hits (2nd, 52), 2B (3rd, 9), RBI (T-3rd, 20), total bases (2nd, 68), and BB (2nd, 28)...Named Red Sox Minor League Base Runner of the Month for July...**2012:** Made pro debut in 29 games with the GCL Red Sox...Following the season, rated by *Baseball America* as the fastest base runner in the Red Sox system and the No. 8 prospect in the GCL...**PERSONAL:** Won tournament MVP honors after hitting .607 in 32 PA over 7 games for Taiwan at the 2010 World Junior Championship.

YEAR	CLUB	AVG	G	AB	R	H	2B	3B	HR	RBI	SH	SF	HP	BB	SO	SB	CS	E
2012	GCL Red Sox	.255	29	110	21	28	5	1	0	16	1	3	0	16	28	4	2	6
2013	Lowell	.226	60	230	34	52	9	2	1	20	1	1	1	28	59	12	4	21
2014	Greenville	.229	102	402	55	92	22	1	1	42	4	7	0	54	74	10	7	24
2015	Salem	.281	73	281	37	79	12	3	2	34	2	2	0	22	32	15	3	13
	Portland	.202	46	173	21	35	5	3	0	14	4	1	0	16	27	8	3	11
2016	Portland	.223	108	372	39	83	10	5	2	27	4	1	0	34	55	10	7	20
Minor League Totals		.235	418	1568	207	369	63	15	6	153	16	15	1	170	275	59	26	95

Player Development

Minor League Players, Continued

LONGHI, Nicholas Edward (Nick)

1B/OF

HT: 6-2; **WT:** 205; **BATS:** Right; **THROWS:** Left; **BORN:** 8/16/1995 in Springfield, MA; **RESIDES:** Venice Beach, FL; **SIGNED BY:** Willie Romy; **ACQUIRED:** Red Sox 30th pick (30th round, 893rd overall) in the 2013 June Draft.

Enters the 2017 season ranked by *Baseball America* as the Red Sox' No. 14 prospect...**2016:** Spent entire season with High-A Salem...Ranked among Carolina League leaders in AVG (10th, .282), RBI (5th, 77), and 2B (2nd, 40)...Also ranked among team leaders in games (2nd, 124), AB (2nd, 471), hits (2nd, 133), total bases (2nd, 185), and BB (2nd, 50)...Led league 1B in fielding pct. (.999), committing only 1 error in 856 chances...Was 1 of 2 1B in the CL to be a part of a triple play...Batted .317 (46-for-145) vs. LHP...Hit .583 (7-for-12) with the bases loaded...**2015:** Spent entire season with Single-A Greenville...Ranked 4th in the Red Sox organization in RBI (62) and 5th in AVG (.281)...Following the season, ranked by *Baseball America* as the No. 14 prospect in the organization...Also rated by *BA* as the best defensive 1B in the South Atlantic League...Posted a .990 fielding pct. in 71 games (65 starts) at 1B (6 E/643 TC)...Also recorded 4 assists in 50 games (44 starts) in RF...Ranked among Greenville leaders in games (T-2nd, 115), hits (2nd, 124), 2B (3rd, 27), 3B (T-2nd, 3), RBI (3rd, 62), total bases (3rd, 178), and BB (3rd, 34)...Collected at least 4 hits in 5 games...Reached base in all 5 PA on 5/31 at Lexington (4-for-4, 2 R, HR, 4 RBI, BB)...Went 5-for-7 with 3 2B on 7/27 at Charleston (12 innings)...**2014:** Led Short-A Lowell in OBP (.388) and OPS (.829) and ranked 2nd in AVG (.330) and 2B (tied, 10)...Started 12 games in LF, 10 in RF, and 2 at 1B...Hit .389 (21-for-54) during a 14-game hitting streak from 6/25-7/12...**2013:** Appeared in 16 games for the GCL Red Sox in his pro debut...Named the best pure hitter among 2013 Red Sox draft picks in *Baseball America's* Draft Analysis after the year...**PERSONAL:** Attended Venice (FL) High School.

YEAR	CLUB	AVG	G	AB	R	H	2B	3B	HR	RBI	SH	SF	HP	BB	SO	SB	CS	E
2013	GCL Red Sox	.178	16	45	4	8	5	0	1	4	1	0	1	3	12	1	0	1
2014	Lowell	.330	30	109	19	36	10	1	0	10	0	1	0	11	22	0	3	3
2015	Greenville	.281	115	442	52	124	27	3	7	62	3	3	6	34	88	2	0	8
2016	Salem	.282	124	471	56	133	40	3	2	77	2	9	3	50	106	2	3	1
Minor League Totals		.282	285	1067	131	301	82	7	10	153	6	13	10	98	228	5	6	13

LOPEZ, Deiner Antonio

INF

HT: 6-0; **WT:** 165; **BATS:** Switch; **THROWS:** Right; **BORN:** 5/30/1994 in Santa Barbara, VZ; **RESIDES:** Santa Barbara, VZ; **SIGNED BY:** Ernesto Gomez; **ACQUIRED:** Signed as an international free agent, 9/1/2010.

2016: Spent entire season with High-A Salem...Made 65 starts at SS, 13 at 2B, and 7 at 3B...Following the season, appeared in 8 games for Lara in the Venezuelan Winter League...**2015:** Combined with Single-A Greenville and High-A Salem to hit .275 (73-for-265) in 77 games...Made 27 starts at 3B, 23 at 2B, 10 at SS, and 11 in LF...Hit .303 (27-for-89) vs. LHP...Following the season, made 1 appearance as a PR/3B for Lara of the Venezuelan Winter League (0-for-0, SB, R)...**2014:** Led Short-A Lowell in SB (15)...Made 29 starts at 2B and 12 at 3B...Hit .302 (29-for-96) in his final 28 games beginning 7/14...**2013:** Split the season between the GCL Red Sox (25 G) and Short-A Lowell (28 G), combining for a .245 AVG (46-for-188)...**2012:** Played 37 games with the GCL Red Sox...**2011:** Made pro debut with the DSL Red Sox...Led the club in 3B (4), RBI (34), and runs (tied, 43)...Played in 26 games at 2B, 3 at 3B, 10 at SS, 13 in LF, and 9 at DH.

YEAR	CLUB	AVG	G	AB	R	H	2B	3B	HR	RBI	SH	SF	HP	BB	SO	SB	CS	E
2011	DSL Red Sox	.250	61	220	43	55	9	4	1	34	3	0	12	40	48	17	6	12
2012	GCL Red Sox	.267	37	116	17	31	8	0	0	12	2	0	3	10	25	7	2	5
2013	GCL Red Sox	.284	25	88	11	25	4	4	0	7	1	0	4	4	20	8	5	2
	Lowell	.210	28	100	15	21	3	0	0	10	1	0	2	10	23	4	1	4
2014	Lowell	.277	48	159	24	44	6	1	2	16	4	1	5	10	33	15	4	11
2015	Greenville	.282	36	124	14	35	2	3	2	11	1	0	0	7	29	5	3	3
	Salem	.270	41	141	18	38	8	0	0	12	0	1	3	6	35	4	5	2
2016	Salem	.244	98	312	49	76	12	5	3	28	6	2	2	26	77	15	5	16
Minor League Totals		.258	374	1260	191	325	52	17	8	130	18	4	31	113	290	75	31	55

LOPEZ-SOTO, Francisco

RHP

HT: 6-5; **WT:** 220; **BATS:** Right; **THROWS:** Right; **BORN:** 12/18/1996 in Carolina, PR; **RESIDES:** Carolina, PR; **SIGNED BY:** Lane Decker; **ACQUIRED:** Red Sox 25th pick (25th round, 748th overall) in the 2016 June Draft.

2016: Made pro debut with the GCL Red Sox...Also made 1 appearance with Santurce in the Puerto Rican Winter League.

YEAR	CLUB	W-L	ERA	G	GS	CG	SHO	SV	IP	H	R	ER	HR	HB	BB	SO	WP	BK
2016	GCL Red Sox	2-1	6.75	9	0	0	0	0	12.0	12	9	9	2	2	8	6	3	0

LOVULLO, Dominic (Nick)

INF

HT: 6-0; **WT:** 175; **BATS:** Right; **THROWS:** Right; **BORN:** 12/1/1993 in Tarzana, CA; **RESIDES:** Thousand Oaks, CA; **SIGNED BY:** Ray Fagnant; **ACQUIRED:** Red Sox 20th pick (20th round, 598th overall) in the 2016 June Draft.

2016: Hit .201 (39-for-194, 5 2B, 3B) in 57 games between Short-A Lowell, Single-A Greenville, and Double-A Portland...Posted a .364 OBP in 18 games with the Spinners...Both appearances with the Sea Dogs came in a doubleheader on 7/9 at Hartford, when he went 2-for-4 with an RBI and a run scored in the opener and 1-for-5 in the 2nd game...**PERSONAL:** Is the son of Torey Lovullo, manager of the Arizona Diamondbacks and former Red Sox bench coach...Also drafted by the Red Sox in the 34th round in the 2015 June Draft before deciding to return to Holy Cross for his senior season...Was named to the All-Patriot League First Team in 2015 after batting .278 with 38 R, 9 2B, 3 HR, and 22 RBI during his junior season...Started all 56 games he played in as a senior...Played for the Falmouth Commodores of the Cape Cod League in 2015.

YEAR	CLUB	AVG	G	AB	R	H	2B	3B	HR	RBI	SH	SF	HP	BB	SO	SB	CS	E
2016	Lowell	.268	18	56	8	15	1	1	0	5	2	1	1	8	10	1	1	2
	Portland	.333	2	9	1	3	0	0	0	1	0	0	0	1	0	0	0	0
	Greenville	.163	37	129	15	21	4	0	0	4	3	0	1	9	33	0	1	8
Minor League Totals		.271	57	194	24	39	5	1	0	10	5	1	2	17	44	1	2	4

Minor League Players, Continued

LOZADA, Everlouis

INF

HT: 5-7; **WT:** 150; **BATS:** Switch; **THROWS:** Right; **BORN:** 11/14/1998 in Anaco, VZ; **RESIDES:** Porlamar, VZ; **SIGNED BY:** Eddie Romero and Ramon Mora; **ACQUIRED:** Signed as an international free agent, 7/2/2015.

2016: Spent entire season with the DSL Red Sox2 in his pro debut...Started 48 games at 2B, 5 at SS, and 2 at 3B...Led the team in runs (48, 8th in DSL), walks (tied, 35) and stolen bases (17)...Also ranked among team leaders in games (21-2nd), at-bats (2nd, 48), hits (3rd, 74), doubles (T-2nd, 12), triples (T-2nd, 4), RBI (3rd, 30), total bases (3rd, 97), SLG (3rd, .391) and OPS (2nd, .781)...Hit .316 (61-for-193) vs. RHP, .322 (29-for-90) in July, and .329 (25-for-76) with RISP.

YEAR	CLUB	AVG	G	AB	R	H	2B	3B	HR	RBI	SH	SF	HP	BB	SO	SB	CS	E
2016	DSL Red Sox2	.298	62	248	48	74	12	4	1	30	2	1	3	35	56	17	6	17

LUCENA, Isaías Francisco

C

HT: 5-11; **WT:** 180; **BATS:** Switch; **THROWS:** Right; **BORN:** 11/15/1994 in Barquisimeto, VZ; **RESIDES:** Cabudare, VZ; **SIGNED BY:** Eddie Romero; **ACQUIRED:** Signed as an international free agent, 9/2/2012.

2016: Spent entire season with Short-A Lowell...Made 24 starts at catcher, throwing out 8 of 37 (22%) attempted base stealers...**2015:** Hit .311 (19-for-61) with a .417 OBP between the GCL Red Sox and Short-A Lowell...Went 8-for-11 (.727) with 3 BB vs. LHP...Threw out 12 of 32 (38%) attempted base stealers in 19 games (13 GS) at catcher...Posted a .435 OBP in 5 GCL games before being transferred to Lowell on 7/12...Went 5-for-11 (.455 AVG) in 4 games with the Spinners...Returned to the GCL on 7/26...**2014:** Led the DSL Red Sox with 13 2B...Recorded a .390 OBP...Hit .389 (21-for-54, 11 2B) with RISP...Caught 15 of 56 (27%) attempted base stealers...Reached base in 18 straight games from 7/1-30, hitting .404 (23-for-57) with a .534 OBP in that span...**2013:** Made pro debut with the DSL Red Sox...Caught 8 of 23 (35%) attempted base stealers.

YEAR	CLUB	AVG	G	AB	R	H	2B	3B	HR	RBI	SH	SF	HP	BB	SO	SB	CS	E
2013	DSL Red Sox	.216	30	88	12	19	4	1	0	13	1	1	2	18	16	3	1	1
2014	DSL Red Sox	.272	41	147	17	40	13	1	0	22	0	1	1	28	31	3	0	2
2015	GCL Red Sox	.280	19	50	7	14	3	0	0	2	0	0	0	10	12	0	0	2
	Lowell	.455	4	11	0	5	1	0	0	2	1	0	0	1	2	0	0	0
2016	Lowell	.208	26	77	10	16	4	0	0	9	1	0	0	11	22	0	0	3
Minor League Totals		.252	120	373	46	94	25	2	0	48	3	2	3	68	83	6	1	8

MADDUX, Austin D. - See Page 135

RHP

MADERA, Christopher M. (Chris)

OF/INF

HT: 5-10; **WT:** 190; **BATS:** Right; **THROWS:** Right; **BORN:** 8/23/1992 in Santo Domingo, DR; **RESIDES:** North Bergen, NJ; **SIGNED BY:** Danny Watkins; **ACQUIRED:** Signed as a non-drafted free agent, 6/19/2015.

2016: Spent majority of season with Short-A Lowell...Batted .372 (16-for-43) with a .937 OPS vs. LHP...Hit a go-ahead grand slam in the 3rd inning of a 9-2 Spinners win vs. State College on 7/18...Transferred to Portland on 7/9 for 1 game with the Sea Dogs at Hartford...**2015:** Spent 1st pro season with the GCL Red Sox...Hit .313 (15-for-48) in his final 16 games beginning 7/31...**PERSONAL:** Played baseball for 2 seasons (2014-15) at Faulkner University (AL) after transferring from Northwest Florida State College...Named 2015 Southern States Athletic Conference Player of the Year and an NAIA All-American after hitting .398 (98-for-246) with 18 2B, 5 3B, 9 HR, 56 SB, and 77 runs in 66 games, along with 7 OF assists...Attended Avon (CT) Old Farms School...Selected by CHC in the 33rd round of the 2013 June Draft, but did not sign.

YEAR	CLUB	AVG	G	AB	R	H	2B	3B	HR	RBI	SH	SF	HP	BB	SO	SB	CS	E
2015	GCL Red Sox	.264	28	91	13	24	2	0	1	13	0	1	2	9	16	6	2	1
2016	Lowell	.259	48	166	26	43	6	2	2	20	3	1	2	24	23	12	4	2
	Portland	.000	1	5	0	0	0	0	0	0	0	0	0	0	0	0	0	0
Minor League Totals		.256	77	262	39	67	8	2	3	33	3	2	4	33	39	18	6	3

MARRERO, Alan

C

HT: 5-10; **WT:** 195; **BATS:** Right; **THROWS:** Right; **BORN:** 2/25/1998 in Bayamon, PR; **RESIDES:** Bayamon, PR; **SIGNED BY:** Edgar Perez; **ACQUIRED:** Red Sox 8th pick (8th round, 238th overall) in the 2016 June Draft.

2016: Made pro debut with 22 games for the GCL Red Sox...Caught 19 games (17 starts) and threw out 12 of 41 (29%) attempted base stealers...**PERSONAL:** Attended Colegio de Estudios Individualizados in Puerto Rico...Was named a 2016 Rawlings-Perfect Game Honorable Mention All-American and a 2015 Perfect Game Underclass Honorable Mention...Had committed to Alabama State University prior to being selected by the Red Sox in the 2016 June Draft.

YEAR	CLUB	AVG	G	AB	R	H	2B	3B	HR	RBI	SH	SF	HP	BB	SO	SB	CS	E
2016	GCL Red Sox	.093	22	54	5	5	0	0	1	3	0	0	2	14	30	0	0	6

MARS, Daniel J. (Danny)

OF

HT: 6-0; **WT:** 195; **BATS:** Switch; **THROWS:** Right; **BORN:** 1/22/1994 in Atlanta, GA; **RESIDES:** Sarasota, FL; **SIGNED BY:** Tom Kotchman; **ACQUIRED:** Red Sox 7th pick (6th round, 194th overall) in the 2014 June Draft.

2016: Spent entire season at High-A Salem, finishing 5th among Carolina League leaders and 7th among Red Sox minor league leaders with a .293 AVG (120-for-409)...Led the CL with 10 3B and tied for 5th with 31 SB, 2nd-most among Sox farmhands...Named Red Sox Minor League Base Runner of the Month in May after going a perfect 6-for-6 in steal attempts...After the All-Star break, batted .331 (59-for-178) with 23 R, 10 2B, 5 3B, and 1 HR...On 8/6 vs. Lynchburg, recorded the 2nd 6-hit game in Salem Red Sox history (also Mark Gile on 5/20/84), going 6-for-7 with 2 2B, 2 3B, and a career-high 5 RBI...Placed on the 7-day DL with a right ankle contusion on 8/19 and reinstated 9/14...Following the season, played in 17 games for Surprise in the Arizona Fall League...**2015:** Limited to 41 games with Single-A Greenville due to injury...Placed on the DL on 6/8...Made 1st appearance of the season on 7/4 during a rehab assignment...Reinstated on 7/15...Named Red Sox Minor

Minor League Players, Continued

League Base Runner of the Month for August/September (30 G, 18 R, 7-for-10 SB, 4 2B)...Hit .321 (17-for-53) with RISP for the Drive, including .458 (11-for-24) with 2 outs...**2014:** Combined with Short-A Lowell and Single-A Greenville to hit .286 (61-for-213)...Named an NYPL mid-season All-Star...Did not commit an error (122 TC)...Recorded at least 1 hit in 11 straight games from 7/17-28 (.341 AVG, 15-for-44)...Transferred to Greenville on 8/20...**PERSONAL:** Played baseball for 1 season at Chipola College, batting .380/.460/.584 in 2014...Graduated in 2013 from Sarasota (FL) High School.

YEAR	CLUB	AVG	G	AB	R	H	2B	3B	HR	RBI	SH	SF	HP	BB	SO	SB	CS	E
2014	Lowell	.311	44	177	28	55	9	3	2	17	2	0	2	14	37	12	6	0
	Greenville	.167	10	36	4	6	0	0	0	0	1	0	0	3	6	4	0	0
2015	GCL Red Sox	.125	9	32	4	4	1	0	0	3	0	1	1	3	6	2	0	1
	Greenville	.283	41	166	23	47	6	1	0	16	1	0	0	13	23	13	3	1
2016	Salem	.293	108	409	60	120	18	10	2	54	2	4	4	36	84	31	13	5
Minor League Totals		.283	212	820	119	232	34	14	4	90	6	5	7	69	156	62	22	7

MARTINEZ, Algenis Rafael

RHP

HT: 6-1; **WT:** 185; **BATS:** Right; **THROWS:** Right; **BORN:** 9/12/1993 in Santiago, DR; **RESIDES:** Santiago, DR; **SIGNED BY:** Eddie Romero and Todd Claus; **ACQUIRED:** Signed as an international free agent, 9/6/2012.

2016: Made 18 relief appearances for Short-A Lowell, earning mid-season All-Star honors in the New York-Penn League...Produced a sub-2.00 ERA (1.94), an opponent AVG below .200 (.187), and a WHIP under 1.00 (0.89) for the 3rd time in 4 seasons (also 2013-14)...Finished 5th among NYPL relievers in opponent AVG and allowed the 3rd-fewest base runners per 9.0 IP (8.64)...Recorded 0 ER in 13 of 18 games, including 6 of his first 7 (0.51 ERA, 1 ER/17.2 IP)...Earned his lone win with 3.0 innings of relief on 9/2 at Connecticut, striking out a season-high 5...Recorded at least 1 SO in 17 of 18 appearances...**2015:** Spent entire season with the GCL Red Sox, leading the club in relief appearances (16)...Earned 4 wins and was 4-for-4 in save opportunities...Earned the win in Game 1 of GCL Finals, throwing a scoreless inning against the Blue Jays (1.0 IP, H, 2 SO)...**2014:** Led the DSL Red Sox in appearances (20) and saves (tied, 6)...Posted a 1.85 ERA, a .195 opponent AVG, and a 0.93 WHIP...Allowed 0 ER in 13 of his appearances, 7 of which were at least 3.0 innings...Posted a 0.00 ERA (20.2 IP) and a .100 opponent AVG (6-for-60) from 7/5-26 (5 G)...**2013:** Led the DSL Red Sox in wins (7)...Held opponents to a .168 AVG (24-for-143)...Began pro career with 11 consecutive scoreless outings from 6/4-7/16 (17.0 IP).

YEAR	CLUB	W-L	ERA	G	GS	CG	SHO	SV	IP	H	R	ER	HR	HB	BB	SO	WP	BK
2013	DSL Red Sox	7-1	1.28	21	0	0	0	2	42.1	24	6	6	1	7	12	25	1	0
2014	DSL Red Sox	6-2	1.85	20	0	0	0	6	58.1	39	13	12	2	5	15	49	6	0
2015	GCL Red Sox	4-1	3.72	16	0	0	0	4	29.0	32	15	12	1	1	6	19	2	0
2016	Lowell	1-1	1.94	18	0	0	0	3	41.2	26	10	9	2	3	11	41	5	0
Minor League Totals		18-5	2.05	75	0	0	0	15	171.1	121	44	39	6	16	44	134	14	0

MARTINEZ, Joan Manuel

RHP

HT: 6-3; **WT:** 195; **BATS:** Right; **THROWS:** Right; **BORN:** 8/29/1996 in Santo Domingo, DR; **RESIDES:** Santo Domingo, DR; **SIGNED BY:** Todd Claus and Michel DeJesus; **ACQUIRED:** Signed as an international free agent, 1/23/2016.

2016: Made pro debut with the DSL Red Sox2, posting a 1.88 ERA (6 ER/28.2 IP)...Led the club and ranked T-6th in the DSL in saves (9)...Also ranked 3rd on the team in WHIP (0.87)...15 of his 18 outings were scoreless...Held opponents to a .175 AVG (17-for-97), including .091 (2-for-22) with RISP.

YEAR	CLUB	W-L	ERA	G	GS	CG	SHO	SV	IP	H	R	ER	HR	HB	BB	SO	WP	BK
2016	DSL Red Sox2	1-2	1.88	18	0	0	0	9	28.2	17	7	6	1	5	8	26	2	1

MATA, Bryan Eduardo

RHP

HT: 6-3; **WT:** 160; **BATS:** Right; **THROWS:** Right; **BORN:** 5/3/1999 in Maracay, VZ; **RESIDES:** Maracay, VZ; **SIGNED BY:** Eddie Romero and Alex Requena; **ACQUIRED:** Signed as an international free agent, 1/27/2016.

Enters the 2017 season ranked by *Baseball America* as the Red Sox' No. 27 prospect...**2016:** Went 4-4 with the DSL Red Sox2, recording a 2.80 ERA (19 ER/61.0 IP) and 61 SO...Ranked 5th among DSL starters in SO/9.0 IP (9.00)...Held RHH to a .207 AVG (29-for-140)...Posted a 1.80 ERA (10 ER/50.0 IP) in his final 11 outings.

YEAR	CLUB	W-L	ERA	G	GS	CG	SHO	SV	IP	H	R	ER	HR	HB	BB	SO	WP	BK
2016	DSL Red Sox2	4-4	2.80	14	14	0	0	0	61.0	54	23	19	2	2	19	61	4	1

MATHENY, Michael Tate (Tate)

OF

HT: 6-0; **WT:** 185; **BATS:** Right; **THROWS:** Right; **BORN:** 2/9/1994 in St. Louis, MO; **RESIDES:** Weldon Spring, MO; **SIGNED BY:** Blair Henry; **ACQUIRED:** Red Sox 3rd pick (4th round, 111th overall) in the 2015 June Draft.

2016: Hit .277 (114-for-411) in 105 games for Single-A Greenville, recording 59 runs, 20 2B, 4 3B, 5 HR, 52 RBI, and 21 SB...Named a mid-season and postseason All-Star in the South Atlantic League...Posted a .990 fielding percentage (2 E/209 TC) with 15 assists in 96 games in the OF, including a perfect 1.000 mark in 79 chances over 35 games in CF...Ranked 4th in the SAL in OF assists...Recorded multiple hits in 6 of 7 games from 5/5-13, tripling 3 times and hitting .467 (14-for-30) in those games...Named Red Sox Minor League Defensive Player of the Month in May...In June, posted a .380/.450/.577/1.027 batting line...**2015:** Made pro debut and spent entire season with Short-A Lowell...On 7/29 at Williamsport, broke a 7-7 tie in the 9th inning with a 2-run single and scored the Spinners' next run in a 10-7 victory...**PERSONAL:** Is the son of former major leaguer and current Cardinals manager Mike Matheny...Played baseball at Missouri State University, earning All-MVC honors in each of his 3 seasons (2013-15)...Hit .319 (217-for-681) with 19 HR, 106 RBI, and a .411 OBP in 169 career games...Named the team's MVP in 2013 and 2014, also earning *Baseball America* Freshman All-America and MVC Freshman of the Year honors in 2013...Helped Westminster Christian Academy earn Missouri Class 3 state titles in 2011 and 2012...Earned 2012 *St. Louis Post-Dispatch* All-Metro Player of the Year honors after batting .610 with 20 2B, 11 3B, 11 HR, 51 RBI, 60 runs, 22 SB, a .705 OBP, and a 1.260 SLG...Selected by STL in the 23rd round of the 2012 June Draft, but did not sign.

Minor League Players, Continued

YEAR	CLUB	AVG	G	AB	R	H	2B	3B	HR	RBI	SH	SF	HP	BB	SO	SB	CS	E
2015	Lowell	.181	52	193	24	35	7	0	0	20	3	3	5	9	52	6	4	1
2016	Greenville	.277	105	411	59	114	20	4	5	52	4	7	4	28	104	21	12	2
Minor League Totals		.247	157	604	83	149	27	4	5	72	7	10	9	37	156	27	16	3

McAVOY, Kevin Robert

RHP

HT: 6-4; **WT:** 210; **BATS:** Right; **THROWS:** Right; **BORN:** 7/21/1993 in Cheektowaga, NY; **RESIDES:** Syracuse, NY; **SIGNED BY:** Ray Fagnant; **ACQUIRED:** Red Sox 5th pick (4th round, 134th overall) in the 2014 June Draft.

2016: Spent the season with Double-A Portland, making 22 starts...Tied for 3rd among all minor leaguers with 3 complete games...Won each of his first 3 starts, extending his career-long winning streak to 9...Placed on the 7-day DL from 5/2-6/2...Posted a 2.08 ERA (7 ER/30.1 IP) in a span of 5 starts from 7/25-8/18...**2015:** Spent entire season with High-A Salem...Ranked T-1st in the Red Sox organization in wins (11) and 7th in ERA (3.89)...Ranked T-2nd in the Carolina League in wins and starts (26), as well as 5th in innings (141.0)...Ranked 2nd on the club with 82 SO...Won his final 6 decisions...Recorded 11 quality starts...Following the season, ranked by *Baseball America* as the No. 21 prospect in the Sox organization...Did not allow a HR in his first 58.1 IP...Allowed only 1 hit in 7.0 IP on 5/16 at Winston-Salem, retiring each of his first 11 batters faced, as well as each of his final 10...In his final 8 starts beginning 7/26, went 6-1 with a 2.18 ERA (11 ER/45.1 IP)...**2014:** Made pro debut with Short-A Lowell, ranking 2nd on the club (min. 20.0 IP) in ERA (1.91), WHIP (0.92), and starts (11)...9 of his 11 outings were scoreless...Allowed 5 ER in 1.2 IP on 7/24 vs. Hudson Valley, but produced a 0.34 ERA (1 ER/26.2 IP) and a .174 opponent AVG (16-for-92) in his other 10 starts...Finished the season with 6 consecutive scoreless starts of exactly 3.0 IP...Following the season, ranked by *Baseball America* as the No. 20 prospect in the New York-Penn League...**PERSONAL:** Played baseball for 3 seasons at Bryant University (2012-14)...Is the highest drafted player in school history...Went 21-5 with a 3.11 ERA as a Bulldog...Named NEC Rookie of the Year in 2012...Attended Westhill (NY) High School, where he won state titles in baseball (2009-10) and basketball (2010) and graduated with high honors.

YEAR	CLUB	W-L	ERA	G	GS	CG	SHO	SV	IP	H	R	ER	HR	HB	BB	SO	WP	BK
2014	Lowell	0-2	1.91	11	11	0	0	0	28.1	23	7	6	0	2	3	23	4	0
2015	Salem	11-9	3.89	26	26	0	0	0	141.0	136	72	61	5	8	71	82	6	3
2016	Portland	8-9	5.80	22	22	3	0	0	116.1	125	85	75	10	12	52	79	8	1
Minor League Totals		19-20	4.47	59	59	3	0	0	285.2	284	164	142	15	22	126	184	18	4

McGRATH, Daniel

LHP

HT: 6-3; **WT:** 205; **BATS:** Right; **THROWS:** Left; **BORN:** 7/7/1994 in Melbourne, Australia; **RESIDES:** Templestowe, Australia; **SIGNED BY:** Jon Deeble; **ACQUIRED:** Signed as a minor league free agent, 2/7/2012.

2017: Named to the final roster for Team Australia in the World Baseball Classic...**2016:** Started 19 games for High-A Salem, going 8-6 with a 4.11 ERA (47 ER/103.0 IP) and 2 complete games...Was 1 of 5 Carolina League pitchers with multiple CG...Limited LHH to a .182 AVG (18-for-99)...Placed on the DL from 4/14-5/29...Allowed 1 run in each of 3 consecutive starts from 6/25-7/10 (2-0, 1.47 ERA, 18.1 IP)...Earned his 2nd career Minor League Pitcher of the Week Award on 8/21 after an 8.0-inning, 1-hit win on 8/17 vs. Carolina...**2015:** Limited to 17 starts with High-A Salem due to a DL stint from 5/14-7/10...Held LHH to a .161 AVG (14-for-87)...Allowed only 1 ER on 7 hits in 4 starts from 4/26-5/12 (22.2 IP, 0.40 ERA)...Had a 1.80 ERA and a .119 opponent AVG when he was placed on the DL on 5/14...Made 3 scoreless starts during a rehab stint with the GCL Red Sox (6.0 IP, 6 H, 7 SO)...Reinstated and returned to Salem on 7/11...Won each of his final 3 starts...**2014:** Held opponents to a .223 AVG (80-for-359) in 19 appearances (all starts) with Single-A Greenville...Allowed 3 ER or fewer in 17 of his outings and 2 ER or fewer in 11 of them...**2013:** In 4 starts for the GCL Red Sox, posted a 1.35 ERA (3 ER/20.0 IP) and struck out 30 of 69 batters faced...Promoted to Short-A Lowell on 7/19...Named New York-Penn League Pitcher of the Week for 8/5-11, going 2-0 while retiring all 22 batters faced (7.1 IP, 10 SO)...**PERSONAL:** Spent the 2012 season with the Melbourne Aces of the Australian Baseball League, appearing in 6 games.

YEAR	CLUB	W-L	ERA	G	GS	CG	SHO	SV	IP	H	R	ER	HR	HB	BB	SO	WP	BK
2013	GCL Red Sox	0-1	1.35	4	4	0	0	0	20.0	8	3	3	2	0	6	30	0	0
	Lowell	3-3	4.86	8	7	0	0	0	33.1	29	21	18	2	1	13	35	1	0
2014	Greenville	6-6	4.07	19	19	1	0	0	97.1	80	51	44	9	2	52	81	9	0
2015	Salem	4-6	3.84	17	17	0	0	0	84.1	72	43	36	6	2	37	71	6	0
	GCL Red Sox	0-0	0.00	3	3	0	0	0	6.0	6	0	0	0	0	0	7	0	0
2016	Salem	8-6	4.11	19	19	2	0	0	103.0	80	54	47	12	5	43	62	3	0
Minor League Totals		21-22	3.87	70	69	3	0	0	344.0	275	172	148	31	10	151	286	19	0

McLEAN, Matt

OF

HT: 5-11; **WT:** 190; **BATS:** Left; **THROWS:** Right; **BORN:** 9/15/1993 in Memphis, TN; **RESIDES:** Plano, TX; **SIGNED BY:** Paul Toboni; **ACQUIRED:** Red Sox 9th pick (9th round, 268th overall) in the 2016 June Draft.

2016: Made pro debut and hit .255 (39-for-153) with a .388 OBP in 42 games with Short-A Lowell...Was selected as a 2016 New York-Penn League mid-season All-Star...His 4 3B, all hit before the All-Star break, ranked 2nd on the team and T-9th in the NYPL...**PERSONAL:** Played baseball for 2 seasons (2015-16) at the University of Texas-Arlington, where he hit .337 as a junior...Also played 2 seasons (2013-14) at Grayson Junior College (Denison, TX), where he was named a first-team All-Conference performer as a freshman...As a sophomore, hit .400 and led the nation with 56 BB, leading to a .536 OBP.

YEAR	CLUB	AVG	G	AB	R	H	2B	3B	HR	RBI	SH	SF	HP	BB	SO	SB	CS	E
2016	Lowell	.255	42	153	22	39	1	4	0	6	5	0	2	25	39	6	2	1

Minor League Players, Continued

MENESES, Heiker Albert

INF

HT: 5-9; **WT:** 200; **BATS:** Right; **THROWS:** Right; **BORN:** 7/1/1991 in Caracas, VZ; **RESIDES:** Guarenas, VZ; **SIGNED BY:** Craig Shipley and Fernando Veracierto; **ACQUIRED:** Signed as a minor league free agent, 12/25/2016.

2016: Missed majority of season on the disabled list, appearing in only 40 games...Began the year with MIN's Triple-A Rochester, playing 18 games before being placed on the DL on 5/13 with a fractured left wrist...Started a rehab assignment on 7/19, playing 12 games with the Rookie-level GCL Twins...Reinstated and transferred to Double-A Chattanooga 8/9... Played 4 games for the Lookouts before returning to Rochester on 8/15...**2015:** Spent his 1st season in the Twins' system with Double-A Chattanooga...Appeared defensively at 2B (57 G), SS (32 G), 3B (7 G), and 1B (1 G)...**2014:** Played a career-high 111 games...Began the season with Triple-A Pawtucket and started 10 games at SS and 6 at 2B before being transferred to Double-A Portland on 4/25...Spent the rest of the campaign with the Sea Dogs...Also played 35 games for La Guaira in the Venezuelan Winter League...**2013:** Spent the majority of season with Double-A Portland before making his Triple-A debut with Pawtucket in August...Combined for a .253 AVG (95-for-376) in 110 games...Split time between SS (55 G) and 2B (54 G), leading the Sea Dogs with 48 games at SS...Hit an inside-the-park HR on 4/16 at Binghamton, the 6th in franchise history...Promoted to PawSox on 8/13...Played in all 9 of Pawtucket's playoff games...After the season, hit .313 (10-for-32) in 15 contests for La Guaira of the Venezuelan Winter League...**2012:** In 103 games between High-A Salem and Double-A Portland, batted .246 (93-for-377) with 42 RBI, 47 runs, and 19 steals...Appeared in 44 games at 2B, 40 at SS, and 22 at 3B...Combined to hit .345 (30-for-87) vs. LHP...Began the season with the Sea Dogs before missing time on the DL from 4/29-5/9...Transferred to Salem on 6/10 and placed 2nd on the club with 4 3B and 3rd with 18 SB...After the season, played in 1 game for La Guaira of the Venezuelan Winter League...**2011:** Batted .295 (115-for-390) with 18 2B, 7 3B, 3 HR, 41 RBI, 74 R, and 25 SB in 101 games between Single-A Greenville, High-A Salem, and Double-A Portland...Tied for the organization's minor league lead in triples and had the 4th-highest AVG (.295)...After the season, played 2 games for La Guaira of the Venezuelan Winter League...**2010:** Paced the Gulf Coast League in games (56) and led the circuit's 3B in fielding pct. (.949)...Also topped the GCL Red Sox in steals (17)...**2009:** Led the Dominican Summer League Red Sox with 25 stolen bases...Led league SS with 130 putouts...**2008:** Made pro debut with the DSL Red Sox.

YEAR	CLUB	AVG	G	AB	R	H	2B	3B	HR	RBI	SH	SF	HP	BB	SO	SB	CS	E
2008	DSL Red Sox	.220	43	132	20	29	1	2	0	16	1	0	4	29	44	3	4	4
2009	DSL Red Sox	.199	65	216	48	43	2	6	1	17	4	1	13	34	68	25	5	28
2010	GCL Red Sox	.250	56	208	27	52	8	3	3	24	2	0	4	12	47	17	6	8
2011	Greenville	.277	51	206	38	57	6	2	2	22	2	0	8	18	56	17	5	4
	Portland	.265	24	83	13	22	3	0	0	6	0	1	3	3	25	2	0	10
	Salem	.356	26	101	23	36	9	5	1	13	1	1	3	8	24	6	1	2
2012	Portland	.197	41	127	12	25	1	1	1	10	3	0	2	13	33	1	3	9
	Salem	.272	62	250	35	68	16	4	2	32	5	2	7	9	55	18	11	6
2013	Portland	.255	92	322	43	82	15	4	3	31	4	0	7	20	84	11	7	15
	Pawtucket	.241	18	54	3	13	0	1	0	5	1	1	1	5	12	2	1	1
2014	Pawtucket	.241	16	58	3	14	2	1	0	3	2	0	0	3	10	0	1	4
	Portland	.190	95	306	36	58	9	1	1	23	7	3	6	20	52	9	6	6
2015	Chattanooga	.259	100	340	44	88	10	2	0	34	11	4	7	24	72	15	10	9
2016	Rochester	.103	23	58	7	6	1	1	0	4	1	1	0	8	24	1	0	3
	GCL Twins	.257	13	35	6	9	0	0	0	4	0	0	2	6	8	1	1	1
	Chattanooga	.313	4	16	3	5	1	0	0	3	0	0	0	1	2	0	0	2
Minor League Totals		.242	729	2512	361	607	84	33	14	247	44	14	67	213	616	134	60	112

MERCEDES, Simon

RHP

HT: 6-4; **WT:** 240; **BATS:** Right; **THROWS:** Right; **BORN:** 2/17/1992 in Santo Domingo, DR; **RESIDES:** Santo Domingo, DR; **SIGNED BY:** Manny Nanita and Eddie Romero; **ACQUIRED:** Signed as an international free agent, 3/14/2012.

2016: Went 7-5 with a 6.15 ERA (41 ER/60.0 IP) between Double-A Portland and High-A Salem...Began the year with the Sea Dogs before being transferred to Salem on 6/1...Was 6-for-7 in save opportunities with Salem...From 7/25 on, went 3-0 and converted all 4 of his save chances...Earned a win in each of his final 2 outings, both extra-inning games...**2015:** Spent entire season with Double-A Portland...Ranked 2nd on the club in appearances (37)...Posted a 1.98 ERA (8 ER/36.1 IP) in 16 games from 4/16-6/22...**2014:** Combined with Short-A Lowell and High-A Salem to go 5-10 with a 4.41 ERA (47 ER/96.0 IP) in 22 games (15 starts)...**2013:** Posted a 3.13 ERA (22 ER/63.1 IP) over 13 games (3 starts) for Lowell, the 5th-lowest mark among qualifying organizational pitchers...Led the Spinners in IP (63.1) and SO (57)...*Baseball America* rated him as the No. 10 prospect in the New York-Penn League after the season...**2012:** Made pro debut with the DSL Red Sox.

YEAR	CLUB	W-L	ERA	G	GS	CG	SHO	SV	IP	H	R	ER	HR	HB	BB	SO	WP	BK
2012	DSL Red Sox	0-0	0.00	1	1	0	0	0	4.0	4	0	0	0	1	2	4	0	0
2013	Lowell	2-2	3.13	13	3	0	0	1	63.1	62	24	22	2	2	17	57	4	1
2014	Salem	5-10	4.76	19	14	0	0	1	85.0	85	50	45	6	3	38	74	8	1
	Lowell	0-0	1.64	3	1	0	0	0	11.0	13	2	2	0	0	3	5	1	0
2015	Portland	3-3	4.88	37	0	0	0	0	79.1	85	54	43	8	3	38	63	8	0
2016	Portland	2-3	8.22	15	0	0	0	0	23.0	31	26	21	4	1	20	20	5	0
	Salem	5-2	4.86	23	0	0	0	6	37.0	35	21	20	3	0	13	38	3	0
Minor League Totals		17-20	4.55	111	19	0	0	8	302.2	315	177	153	23	10	131	261	29	2

MEYERS, Michael (Mike)

OF

HT: 6-1; **WT:** 190; **BATS:** Right; **THROWS:** Right; **BORN:** 12/28/1993 in Las Vegas, NV; **RESIDES:** Las Vegas, NV; **SIGNED BY:** Jim Woodward; **ACQUIRED:** Red Sox 14th pick (12th round, 391st overall) in the 2012 June Draft.

2017: Named to the final roster for Team Israel in the World Baseball Classic...**2016:** Played a career-high 111 games for High-A Salem...Finished 2nd in the Carolina League with 9 3B and T-4th among Red Sox minor leaguers with 26 SB...Named

Minor League Players, Continued

Red Sox Minor League Base Runner of the Month for June...Posted a .328/.400/.472/.872 line vs. LHP...Hit .354 (34-for-96) in 25 July games...Reached base safely in 18 straight games from 7/4-26, batting .412/.474/.618 in that time...Following the season, helped Team Israel go 3-0 in the World Baseball Classic Qualifiers, appearing in all 3 games (2 starts) in CF (0-for-4, BB, HBP, RBI, SF)...**2015:** Combined with Single-A Greenville (92 G) and High-A Salem (17 G) to hit .274 (113-for-412) with a .343 OBP...Ranked 9th in the Red Sox organization in AVG...Led the Drive in 3B (6) and ranked 2nd in BB (36)...Recorded 5 OF assists...Named Red Sox Minor League Base Runner of the Month for July...Placed on the DL from 4/10-17...Reached base in 45 consecutive starts from 6/11-8/11 (60-for-181, 23 BB, HBP)...During that 2-month stretch, ranked among Single-A leaders in AVG (5th, .331) and OBP (7th, .410)...Transferred to Salem on 8/17...**2014:** Led the New York-Penn League and set a new Short-A Lowell record with 9 3B...Set a Spinners single-game record with 3 3B on 8/25 at Connecticut...**2013:** Appeared exclusively in LF after playing 2B and SS in 2012...Began the season with the GCL Red Sox before being promoted to Lowell on 9/2...**2012:** Made pro debut with the GCL Sox...Batted .391 (25-for-64) vs. RHP...Led the GCL with a .446 AVG (25-for-56) in August, .057 higher than the next qualifying hitter...**PERSONAL:** Named to the 2012 Nevada All-State baseball 1st team as a senior at Silverado High School.

YEAR	CLUB	AVG	G	AB	R	H	2B	3B	HR	RBI	SH	SF	HP	BB	SO	SB	CS	E
2012	GCL Red Sox	.337	30	92	12	31	10	0	1	10	1	0	0	7	36	2	0	5
2013	GCL Red Sox	.256	26	86	10	22	6	0	0	6	4	1	0	8	24	3	3	0
	Lowell	.250	2	8	2	2	0	1	0	1	0	0	0	0	3	0	0	0
2014	Lowell	.215	56	209	25	45	6	9	0	27	0	3	1	9	52	5	3	7
2015	Greenville	.296	92	345	57	102	18	6	5	40	1	2	2	36	108	12	2	6
	Salem	.164	17	67	7	11	2	0	1	3	0	0	0	6	22	2	0	3
2016	Salem	.272	111	419	53	114	17	9	4	66	0	9	3	36	116	26	5	5
Minor League Totals		.267	334	1226	166	327	59	25	11	153	6	15	6	102	361	50	13	26

MILLER, Derek Jay

OF

HT: 6-2; **WT:** 180; **BATS:** Right; **THROWS:** Right; **BORN:** 7/18/1992 in Arlington, TX; **RESIDES:** Cedar Hill, TX; **SIGNED BY:** Tim Collinsworth; **ACQUIRED:** Red Sox 24th pick (23rd round, 704th overall) in the 2014 June Draft.

2016: Hit .219 (42-for-192) with a .335 OBP between Single-A Greenville and Double-A Portland...Went 12-for-41 (.293) vs. LHP...Began the season with the Sea Dogs...Made his Greenville debut on 6/11 and spent the rest of the season with the Drive...Each of his 2 HR was a game-winning, 3-run shot...**2015:** Limited to 75 games due to a season-ending injury on 7/11...Combined with Single-A Greenville (63 G) and High-A Salem (14 G) to hit .269 (76-for-283) with a .380 OBP...Named a South Atlantic League mid-season All-Star...Hit .362 with RISP (25-for-69), including .459 with 2 outs (17-for-37)...Made 33 starts in RF, 25 in CF, and 17 in LF, combining for 7 assists and 3 DP...Began the season with Greenville and was named Red Sox Minor League Base Runner of the Month for April...Scored 15 runs during a 14-game on-base streak from 5/17-6/1 (.433 OBP)...Delivered a 2-out, walk-off single in the 10th inning of a 3-2 win over Augusta on 6/10...Was the starting LF in the SAL All-Star Game on 6/23...Transferred to Salem on 6/25...Removed from the game on 7/11 at Frederick due to injury...Placed on DL on 7/12 for the rest of the season...**2014:** Made pro debut with the GCL Red Sox, leading the club in games (54), runs (tied, 31), hits (tied, 54), BB (27), steals (15), and OBP (.387, min. 100 AB)...Made at least 13 starts at each OF position...Hit 1st career HR on 8/19, a 2-out, 2-run shot in the top of the 9th during a 5-4 win at the GCL Rays...**PERSONAL:** Played baseball at the University of Texas at Arlington (2012-14)...Graduated from Round Rock (TX) High School.

YEAR	CLUB	AVG	G	AB	R	H	2B	3B	HR	RBI	SH	SF	HP	BB	SO	SB	CS	E
2014	GCL Red Sox	.281	54	192	31	54	12	0	1	24	0	0	6	27	34	15	5	2
2015	Greenville	.283	63	240	34	68	11	0	0	34	2	2	9	32	35	10	5	3
	Salem	.186	14	43	10	8	1	0	0	2	0	0	1	10	12	2	0	0
2016	Portland	.211	12	38	4	8	1	0	0	2	1	0	1	5	11	1	1	1
	Greenville	.221	50	154	20	34	8	1	2	15	1	1	3	25	31	8	3	2
Minor League Totals		.258	193	667	99	172	33	1	3	77	4	3	20	99	123	36	14	7

MILLER, Michael (Mike)

INF

HT: 5-9; **WT:** 170; **BATS:** Right; **THROWS:** Right; **BORN:** 9/27/1989 in Concord, CA; **RESIDES:** Concord, CA; **SIGNED BY:** Jim Woodward; **ACQUIRED:** Red Sox 11th pick (9th round, 301st overall) in the 2012 June Draft.

2016: Made ML debut with 1 game for BOS, but spent majority of season with Triple-A Pawtucket...For the PawSox, started 71 games at 2B, 10 at 3B, and 6 at SS...Began the year with 6 games at Double-A Portland before being transferred to Pawtucket on 4/14...Selected to the ML roster on 6/27 and appeared in that night's game at TB, replacing Dustin Pedroia at 2B in the bottom of the 8th inning...Led off the top of the 9th and grounded out to SS...Optioned back to Pawtucket on 7/1 when Brock Holt was reinstated from the 15-day DL...Hit his lone HR of the season on 8/25 vs. Lehigh Valley...**2015:** Hit .240 (99-for-412) between Triple-A Pawtucket (74 G) and Double-A Portland (40 G)...Made 50 starts at 2B, 35 at SS, 20 at 3B, and 5 in CF...Began the season with the Sea Dogs...Homered twice in a span of 4 games for the PawSox on 8/24 vs. Scranton/Wilkes-Barre and on 8/28 at Buffalo, his first 2 Triple-A HR...**2014:** Combined with High-A Salem and Double-A Portland to hit .305 (87-for-285) with a .363 OBP...Played SS (35 G), 2B (25 G), and 3B (11 G)...Did not commit an error in 129 chances at 2B...Was on the DL from 4/3-5/31...Began the season with Salem, batting .346 (18-for-52) in 14 games before the All-Star break...Hit safely in 23 of his final 26 games with the club (.333 AVG, 34-for-102)...Promoted to Portland on 8/3 and played his final 23 games there...Hit .348 (38-for-23) in 5 Eastern League postseason games...Following the season, played in 3 games for Surprise in the Arizona Fall League...**2013:** Went 16-for-45 (.356) in 15 games for Single-A Greenville before missing the rest of the year on the DL...Led the Drive in AVG, OBP (.442), and SLG (.489) at the time he was placed on the DL...**2012:** Made his pro debut with Short-A Lowell, ranking 2nd on the club and 3rd in the New York-Penn League with 21 SB...Led the Spinners in hits (69) and 2B (tied, 14), while placing 2nd in games (66), runs (39), and total bases (88)...Appeared in 31 games at SS, 29 at 3B, and 6 at 1B...**PERSONAL:** Selected to the All-Big West Conference 1st Team as a senior in 2012 after leading California Polytechnic State - San Luis Obispo with a .354 AVG (87-for-246).

Minor League Players, Continued

YEAR	CLUB	AVG	G	AB	R	H	2B	3B	HR	RBI	SH	SF	HP	BB	SO	SB	CS	E
2012	Lowell	.261	66	264	39	69	14	1	1	15	1	0	1	29	35	21	3	6
2013	Greenville	.356	15	45	8	16	6	0	0	2	1	0	2	5	5	3	1	3
2014	Salem	.307	49	192	24	59	8	0	0	18	6	0	3	15	25	7	4	5
	Portland	.301	23	93	15	28	4	0	3	12	0	0	2	6	14	3	1	1
2015	Portland	.273	40	165	26	45	9	2	1	12	2	3	2	11	21	6	2	8
	Pawtucket	.219	74	247	17	54	10	1	3	19	4	3	0	14	34	6	3	4
2016	Portland	.217	6	23	3	5	2	0	0	3	0	1	0	2	1	1	0	
	Pawtucket	.228	90	312	38	71	13	1	1	20	5	2	3	27	40	12	4	
Minor League Totals		.259	363	1341	170	347	66	5	9	101	19	9	13	109	175	59	18	

MIRANDA, Samuel Humberto

HT: 6-1; **WT:** 175; **BATS:** Left; **THROWS:** Right; **BORN:** 8/21/1997 in Santa Rita, VZ; **RESIDES:** Santa Rita, VZ; **SIGNED BY:** Wilder Lobo and Rolando Pino; **ACQUIRED:** Signed as an international free agent, 8/21/2013.

2016: Hit .291 (25-for-86, 6 2B, 2 HR, 16 RBI) in 27 games for the GCL Red Sox...Led the team with a .778 OPS (min. 10 AB)...Caught 26 games (22 starts) and threw out 7 of 29 (24%) attempted base stealers...Hit his 1st career HR on 8/18 at the GCL Orioles, a 2-out, 3-run shot in the 11th inning...Homered again in his next game on 8/22 vs. the GCL Rays...Posted a .372 AVG (16-for-43) with a 1.009 OPS and 11 RBI in 12 August games...**2015:** Hit .262 (45-for-172) with a .340 OBP in 50 games between the 2 DSL Red Sox clubs...Threw out 45 of 93 (48%) attempted base stealers in 47 games (42 starts) at catcher...Led DSL catchers in assists (67) and ranked 8th in CS%...**2014:** Made pro debut with the DSL Red Sox.

YEAR	CLUB	AVG	G	AB	R	H	2B	3B	HR	RBI	SH	SF	HP	BB	SO	SB	CS	E
2014	DSL Red Sox	.241	26	87	11	21	5	0	0	12	1	2	4	7	11	3	1	2
2015	DSL Red Sox1	.276	32	116	12	32	9	0	0	22	0	3	2	7	9	0	0	4
	DSL Red Sox2	.232	18	56	6	13	2	0	0	3	1	0	2	11	8	0	2	3
2016	GCL Red Sox	.291	27	86	5	25	6	0	2	16	1	1	3	5	16	0	0	2
Minor League Totals		.264	103	345	34	91	22	0	2	53	3	6	11	30	44	3	3	11

MONGE, Joseph Paynne

HT: 6-0; **WT:** 170; **BATS:** Right; **THROWS:** Right; **BORN:** 5/18/1995 in Bronx, NY; **RESIDES:** San Juan, PR; **SIGNED BY:** Edgar Perez; **ACQUIRED:** Red Sox 17th pick (17th round, 503rd overall) in the 2013 June Draft.

2016: Combined with Single-A Greenville and High-A Salem to hit .293 (138-for-471)...Posted a .990 fielding % between the 2 clubs, recording 8 OF assists in 109 games (108 starts)...Ranked 8th among Red Sox minor leaguers in AVG...Began the season with Greenville and was named Red Sox Minor League Hitter of the Month for May after batting .344 (31-for-90, 8 2B, 2 HR) in 24 games...Transferred to Salem on 5/26...Named Red Sox Minor League Hitter of the Month for August/September...Following the season, appeared in 22 regular season games and 2 postseason games for Santurce in the Puerto Rican Winter League...**2015:** Spent entire season with Single-A Greenville...Ranked 2nd on the club in steals (22)...**2014:** Combined with the GCL Red Sox and Short-A Lowell to hit .280 (49-for-175) in 50 games...Committed only 1 error in 113 chances (.991) in the OF...Produced a .390 OBP and a .453 SLG in the GCL before being transferred to Lowell on 7/23...Went 5-for-5 on 8/17 at Hudson Valley...Following the season, played in 11 games for San Juan of the Puerto Rican Winter League...**2013:** Made pro debut with the GCL Red Sox...**PERSONAL:** Attended the Carlos Beltran Baseball Academy (PR).

YEAR	CLUB	AVG	G	AB	R	H	2B	3B	HR	RBI	SH	SF	HP	BB	SO	SB	CS	E
2013	GCL Red Sox	.225	39	111	18	25	5	0	0	10	1	0	3	9	31	7	6	0
2014	GCL Red Sox	.266	19	64	19	17	4	1	2	17	0	0	4	9	14	5	1	1
	Lowell	.288	31	111	17	32	9	1	0	10	3	3	4	3	31	4	2	0
2015	Greenville	.241	109	373	46	90	23	3	2	37	10	3	4	21	89	22	4	8
2016	Greenville	.338	37	142	21	48	11	0	3	13	0	2	2	12	35	5	7	1
	Salem	.274	79	329	45	90	19	4	4	36	2	1	6	23	81	19	8	2
Minor League Totals		.267	314	1130	166	302	71	9	11	123	16	9	23	77	281	62	28	12

MOORE, Benjamin Cole (Ben)

HT: 6-1; **WT:** 195; **BATS:** Right; **THROWS:** Right; **BORN:** 9/22/1992 in Denver, CO; **RESIDES:** Cullman, AL; **SIGNED BY:** Danny Watkins; **ACQUIRED:** Red Sox 9th pick (8th round, 254th overall) in the 2014 June Draft.

2016: Spent the entire season with High-A Salem...Appeared in 44 games (39 starts) at catcher, throwing out 15 of 53 (28%) attempted base stealers...Limited to 11 games in the season's 2nd half after being placed on the DL from 7/4-8/16...**2015:** Played in only 24 games for Single-A Greenville before suffering a right ACL tear that ended his season...Named a South Atlantic League mid-season All-Star...Threw out 11 of 42 (26%) attempted base stealers...Hit .394 (26-for-66) in his final 16 games beginning 4/26...Removed from the game on 5/27 at Augusta and placed on the DL the following day...**2014:** Made pro debut with the GCL Red Sox, playing in 28 games and recording a .408 OBP...**PERSONAL:** Played baseball for 3 seasons (2012-14) at the University of Alabama, playing in all 179 of the team's games during his time at the school...Attended Cullman (AL) High School, setting the school's single-season records in AVG (.506), HR (22), 2B (27), RBI (83), hits (86), and runs (77) as a senior in 2011...Also played football and ran for 2,036 yards as a senior.

YEAR	CLUB	AVG	G	AB	R	H	2B	3B	HR	RBI	SH	SF	HP	BB	SO	SB	CS	E
2014	GCL Red Sox	.288	28	80	20	23	4	1	0	16	0	1	5	12	12	1	0	5
2015	Greenville	.319	24	94	16	30	8	1	0	9	1	1	1	5	13	3	0	0
2016	Salem	.221	49	154	12	34	7	0	2	17	2	2	5	7	30	2	3	5
Minor League Totals		.265	101	328	48	87	19	2	2	42	3	4	11	24	55	6	3	10

Minor League Players, Continued

MOSQUEDA, Oddanier Eduardo

LHP

HT: 5-10; **WT:** 155; **BATS:** Left; **THROWS:** Left; **BORN:** 5/6/1999 in Caracas, VZ; **RESIDES:** Caracas, VZ; **SIGNED BY:** Rolando Pino and Manuel Padron; **ACQUIRED:** Signed as an international free agent, 7/2/2015.

2016: Made pro debut with the DSL Red Sox 1...Held the 4th-highest SO/9.0 IP ratio among DSL relievers (11.57; 54 SO/42.0 IP)...Held opponents to a .183 AVG (26-for-142), including .100 (3-for-30) with RISP...Threw more than 1.0 inning in each of his 16 outings and 3.0+ innings 9 times...Had 8 SO in 3.1 IP on 7/30 vs. the DSL Astros Blue.

YEAR	CLUB	W-L	ERA	G	GS	CG	SHO	SV	IP	H	R	ER	HR	HB	BB	SO	WP	BK
2016	DSL Red Sox1	2-2	2.36	16	0	0	0	1	42.0	26	15	11	0	3	19	54	9	0

NOGOSEK, Stephen James (Steve)

RHP

HT: 6-2; **WT:** 205; **BATS:** Right; **THROWS:** Right; **BORN:** 1/11/1995 in Roseville, CA; **RESIDES:** Roseville, CA; **SIGNED BY:** Justin Horowitz; **ACQUIRED:** Red Sox 6th pick (6th round, 178th overall) in the 2016 June Draft.

Enters the 2017 season ranked by *Baseball America* as the Red Sox' No. 26 prospect, as well as having the best slider among BOS minor leaguers...**2016:** Combined to go 1-2 with a 3.62 ERA (11 ER/27.1 IP) and 2 saves in 20 appearances with Short-A Lowell and Single-A Greenville...Earned a save in each of his first 2 appearances with Greenville...Allowed no more than 1 run in any of his 10 appearances with Lowell...Transferred to Greenville on 8/4 and made 10 appearances with the Drive...**PERSONAL:** Finished his 3-year career at the University of Oregon with a 1.88 ERA over 85 appearances (2 GS)...Recorded 16 saves as a junior in 2016, tied for the 4th-most in Division I...Also posted a 1.11 ERA while limiting opponents to a .177 AVG in 29 appearances as a junior...Named a 2nd-Team All-American by the NCBWA following his final season.

YEAR	CLUB	W-L	ERA	G	GS	CG	SHO	SV	IP	H	R	ER	HR	HB	BB	SO	WP	BK
2016	Lowell	1-0	2.03	10	0	0	0	0	13.1	9	3	3	2	1	7	19	1	0
	Greenville	0-2	5.14	10	0	0	0	2	14.0	17	9	8	1	0	3	12	0	0
Minor League Totals		1-2	3.62	20	0	0	0	2	27.1	26	12	11	3	1	10	31	1	0

NOVIELLO, Andrew Murphy

C

HT: 6-10; **WT:** 195; **BATS:** Left; **THROWS:** Right; **BORN:** 10/24/1996 in Boston, MA; **RESIDES:** Raynham, MA; **SIGNED BY:** Ray Fagnant; **ACQUIRED:** Red Sox 24th pick (25th round, 741st overall) in the 2015 June Draft.

2016: Spent entire season with the GCL Red Sox...Appeared in 13 games (8 starts) at catcher...**2015:** Made professional debut and spent entire season with the GCL Red Sox...Played no defensive position other than catcher...Scored a run in 7 of his last 14 games...**PERSONAL:** Attended Bridgewater-Raynham (MA) Regional High School...Pitched and caught, leading the team in AVG (.490), HR (6), RBI (21), and OBP (.621) in 2015...Helped B-R win the 2013 MIAA Division I State Championship.

YEAR	CLUB	AVG	G	AB	R	H	2B	3B	HR	RBI	SH	SF	HP	BB	SO	SB	CS	E
2015	GCL Red Sox	.132	18	38	7	5	2	0	0	1	1	0	0	7	15	0	0	2
2016	GCL Red Sox	.171	14	35	2	6	1	0	0	3	0	0	2	1	18	1	0	0
Minor League Totals		.151	32	73	9	11	3	0	0	4	1	0	2	8	33	1	0	2

NUNEZ, Jhon Manuel

C

HT: 5-9; **WT:** 165; **BATS:** Switch; **THROWS:** Right; **BORN:** 12/5/1994 in Villa Gonzalez, DR; **RESIDES:** Villa Gonzalez, DR; **SIGNED BY:** Manny Nanita; **ACQUIRED:** Signed as an international free agent, 12/3/2012.

2016: Combined with Single-A Greenville, Short-A Lowell, and the GCL Red Sox to hit .305 (18-for-59, 5 2B, 3B)...**2015:** Spent entire season with Short-A Lowell, ranking T-2nd on the club in 3B (3)...Threw out 12 of 30 (40%) attempted base stealers...**2014:** Began the season on the DL and was reinstated on 6/30...Hit .353 (12-for-34) in his final 13 games...**2013:** In his 1st pro season, ranked among DSL Red Sox leaders in games (T-3rd, 60), runs (3rd, 32), and SB (2nd, 16)...Threw out 34% (25 of 73) of attempted base stealers...Named Red Sox Minor League Base Stealer of the Month for June.

YEAR	CLUB	AVG	G	AB	R	H	2B	3B	HR	RBI	SH	SF	HP	BB	SO	SB	CS	E
2013	DSL Red Sox	.240	60	200	32	48	6	3	0	16	2	2	3	26	23	16	8	6
2014	GCL Red Sox	.293	16	41	6	12	4	0	0	4	0	1	0	6	8	0	1	0
2015	Lowell	.204	35	108	14	22	3	3	0	11	4	3	2	14	24	5	0	5
2016	Greenville	.316	4	19	1	6	2	0	0	1	0	0	0	1	2	0	1	0
	GCL Red Sox	.400	2	5	1	2	1	0	0	0	0	0	0	0	1	1	0	1
	Lowell	.286	12	35	6	10	2	1	0	6	0	0	1	3	5	2	0	0
Minor League Totals		.245	129	408	60	100	18	7	0	38	6	6	6	50	63	24	10	12

OCKIMEY, Joshua Michael (Josh)

1B

HT: 6-1; **WT:** 215; **BATS:** Left; **THROWS:** Right; **BORN:** 10/18/1995 in Philadelphia, PA; **RESIDES:** Philadelphia, PA; **SIGNED BY:** Chris Calciano; **ACQUIRED:** Red Sox 6th pick (5th round, 164th overall) in the 2014 June Draft.

Enters the 2017 season ranked by *Baseball America* as the Red Sox' No. 10 prospect...**2016:** Spent entire season with Single-A Greenville and hit the 2nd-most HR among Sox farmhands (18)...Started 101 games at 1B...Led the South Atlantic League with 88 BB and ranked among league leaders in HR (5th) and RBI (T-12th, 62)...Paced Greenville in HR, BB, games (117), and 2B (25), and ranked among team leaders in runs (2nd, 60), hits (5th, 92), RBI (2nd), and total bases (3rd, 173)...Hit .308 (49-for-159) with 9 HR over 46 games in April and May...Was named a SAL mid-season All-Star after batting .297 (62-for-209) with a .435 OBP in the 1st half...Started at DH for the South Division All-Stars (1-for-2, BB)...**2015:** Spent entire season with Short-A Lowell...Named a New York-Penn League mid-season All-Star...Ranked T-4th in the NYPL in RBI (38)...Led the Spinners in RBI and ranked among club leaders in runs (2nd, 30), 2B (3rd, 13), 3B (T-2nd, 3), HR (3rd, 4), total bases (3rd, 84), and BB (T-2nd, 25)...Following the season, ranked by *Baseball America* as the No. 23 prospect in the Sox organization...**2014:** Made 28 starts at 1B in pro debut with the GCL Red Sox...**PERSONAL:** Attended SS. Neumann & Goretti Catholic (PA) High School, where his uniform number (30) was retired...Hit .411 with 13 HR and 100 RBI in his career, leading his club to 3 Catholic League titles...Named CL Blue Division MVP as a senior.

Minor League Players, Continued

YEAR	CLUB	AVG	G	AB	R	H	2B	3B	HR	RBI	SH	SF	HP	BB	SO	SB	CS	E
2014	GCL Red Sox	.188	36	112	17	21	3	1	0	10	0	1	3	14	37	1	0	6
2015	Lowell	.266	56	199	30	53	13	3	4	38	0	3	2	25	78	2	2	13
2016	Greenville	.226	117	407	60	92	25	1	18	62	0	1	3	88	129	3	1	12
Minor League Totals		.231	209	718	107	166	41	5	22	110	0	5	8	127	244	6	3	31

ODUBER, Ryan Luis Horacio

LHP

HT: 5-11; **WT:** 140; **BATS:** Left; **THROWS:** Left; **BORN:** 8/16/1997 in Oranjestad, Aruba; **RESIDES:** Oranjestad, Aruba; **SIGNED BY:** Eddie Romero and Dennis Neuman; **ACQUIRED:** Signed as an international free agent, 7/21/2014.

2017: Named to the final roster for Team Netherlands in the World Baseball Classic. **2016:** Began the season with the DSL Red Sox2, going 2-0 and holding opponents scoreless through 4 appearances (15.1 IP)...Transferred to the GCL Red Sox on 6/22 and went 4-1 with a 2.43 ERA (9 ER/33.1 IP) in 12 outings...Tied for the GCL Sox lead in wins...Posted a 4-game winning streak over 6 outings from 7/14-8/6 (1.56 ERA; 3 ER/17.1 IP)...**2015:** Made 14 appearances (2 starts) for the DSL Red Sox2 in his pro debut.

YEAR	CLUB	W-L	ERA	G	GS	CG	SHO	SV	IP	H	R	ER	HR	HB	BB	SO	WP	BK
2015	DSL Red Sox2	2-1	3.50	14	2	0	0	1	46.1	54	23	18	2	0	8	31	3	0
2016	DSL Red Sox2	2-0	0.00	4	0	0	0	0	15.1	7	0	0	0	1	2	15	1	0
	GCL Red Sox	4-1	2.43	12	0	0	0	1	33.1	29	16	9	2	1	6	30	3	0
Minor League Totals		8-2	2.56	30	2	0	0	2	95.0	90	39	27	4	2	16	76	7	0

OLIVER, Benjamin Jared (Jared)

RHP

HT: 6-1; **WT:** 185; **BATS:** Right; **THROWS:** Right; **BORN:** 2/1/1993 in Gainesville, GA; **RESIDES:** Lula, GA; **SIGNED BY:** Brian Moehler; **ACQUIRED:** Red Sox 26th pick (26th round, 778th overall) in the 2016 June Draft.

2016: Went 1-0 with 3 saves and a 4.18 ERA (11 ER/23.2 IP) between the GCL Red Sox (11 G) and Short-A Lowell (2 G) in his pro debut...Pitched 2.0+ innings in 9 of his 13 appearances...**PERSONAL:** Attended Truett-McConnell College in Cleveland, GA...Struck out 99 in 74.2 IP (11.9 SO/9.0 IP) as a senior in 2016, limiting opponents to a .180 AVG.

YEAR	CLUB	W-L	ERA	G	GS	CG	SHO	SV	IP	H	R	ER	HR	HB	BB	SO	WP	BK
2016	GCL Red Sox	1-0	4.74	11	0	0	0	3	19.0	22	12	10	0	4	9	24	4	0
	Lowell	0-0	1.93	2	0	0	0	0	4.2	3	1	1	0	0	3	4	2	0
Minor League Totals		1-0	4.18	13	0	0	0	3	23.2	25	13	11	0	4	12	28	6	0

OLMOS, Edgar - See Page 145

LHP

OLT, Michael George (Mike)

3B/1B

HT: 6-2; **WT:** 215; **BATS:** Right; **THROWS:** Right; **BORN:** 8/27/1988 in New Haven, CT; **RESIDES:** Branford, CT; **SIGNED BY:** Jay Heafner (Rangers); **ACQUIRED:** Signed as a minor league free agent, 2/7/17.

2016: Split his 1st season in the Padres organization between Double-A San Antonio (49 G) and Triple-A El Paso (3 G)...Missed a majority of the season on the DL from 6/13-9/8...Led San Antonio with a .373 OBP and finished 4th with 31 BB in just 49 games...Had a 27-game on-base streak from 5/1-6/2, posting a .278/.420/.422 line with 22 BB...**2015:** Played 30 ML games between CHC (6 G) and CWS (24 G)...Began the season with the Cubs before fracturing his right wrist and landing on the DL from 4/15-7/10...Played 3 rehab games with Double-A Tennessee and 14 with Triple-A Iowa before being reinstated and optioned to Iowa...Hit .289/.367/.503 in 45 games with Iowa after his option (10 2B, 8 HR, 22 RBI)...Claimed off waivers by CWS on 9/5...Homered in consecutive games on 9/16-17 vs. OAK...Between the 2 Chicago clubs, played 26 games (23 starts) at 3B and 5 games (3 starts) at 1B...**2014:** Played a career-high 89 games for the Cubs, tying for 2nd among all NL rookies with 12 HR...20 of his 36 hits went for extra bases...Homered in 3 consecutive games from 5/7-9, including a 2-out, 8th-inning grand slam on 5/8 at CWS...Optioned to Triple-A Iowa on 7/22 and hit .302/.348/.585 in 28 games...Placed on the minor league DL from 8/20-9/3 with a hamstring strain and returned to CHC on 9/5...**2013:** Began the season with the Rangers' Triple-A Round Rock...Placed on the DL from 5/8-30 with a right eye inflammation...Following the injury, hit 13 2B and 11 HR in 48 more games between Double-A Frisco and Triple-A Round Rock...Acquired by the Cubs on 7/22 with Carl Edwards Jr., Justin Grimm, and a player to be named later (Neil Ramirez) in exchange for Matt Garza...Finished the season with 39 games at Triple-A Iowa...**2012:** Made his ML debut with 16 games for TEX...Spent most of the season with Frisco, leading all Double-A players with 28 HR and a .977 OPS in 95 games...Selected as the Rangers' Tom Grieve Minor League Player of the Year and a Texas League mid-season and postseason All-Star...Also named a *Baseball America* Minor League All-Star and selected to the Futures Game...Ranked among Texas Leaguers in SLG (1st, .579), RBI (4th, 82), and OBP (5th, .398)...Named Rangers Minor League Player of the Month for May (.333, 33-for-99, 7 2B, 5 HR, 23 RBI)...Posted 3 straight multi-homer games from 6/1-3 (8-for-11, 6 HR, 9 RBI), earning Player of the Week honors on 6/4...Singled in his first ML at-bat on 8/2 vs. LAA...Recorded a pinch-hit walk-off single on 8/11 vs. DET, becoming the 1st Rangers rookie with a walk-off hit since Mike Lamb in 2000...Played 18 games for Tigres del Licey in the Dominican Winter League after the season...**2011:** Spent most of the season with Single-A Myrtle Beach...Placed on the DL from 6/7-8/19 with a broken collarbone...Named Carolina League Player of the Week on 4/18 after batting .424 (14-for-33) with 5 2B and 3 HR in his first 9 games...Ranked by *Baseball America* as the No. 3 prospect in the Carolina League...Named to the Arizona Fall League All-Prospect Team after pacing the league in HR (13), SLG (.764), and RBI (43), the first 40-RBI season in the circuit since 1996...**2010:** Played 69 games for Short-A Spokane in his pro debut, finishing 2nd on the team in hits (77), 2B (16), HR (9), and RBI (43).

Minor League Players, Continued

YEAR	CLUB	AVG	G	AB	R	H	2B	3B	HR	RBI	SH	SF	HP	BB	SO	SB	CS	E
2010	Spokane	.293	69	263	57	77	16	1	9	43	0	3	4	40	77	6	0	10
2011	Myrtle Beach	.267	69	240	39	64	15	0	14	42	0	3	1	48	70	0	1	9
	AZL Rangers	.214	4	14	2	3	0	0	1	4	0	0	0	1	5	0	0	2
2012	Frisco	.288	95	354	65	102	17	1	28	82	0	1	4	61	101	4	0	11
	TEXAS	.152	16	33	2	5	1	0	0	5	0	2	0	5	13	1	1	3
2013	Round Rock	.213	65	230	37	49	15	0	11	32	0	2	1	35	89	0	0	13
	Frisco	.333	3	12	1	4	2	0	1	2	0	0	0	0	6	0	0	0
	Iowa	.168	39	131	11	22	3	1	3	8	0	1	0	20	37	0	0	12
2014	CHICAGO-NL	.160	89	225	23	36	8	0	12	33	0	5	3	25	100	0	1	7
	Iowa	.302	28	106	16	32	9	0	7	24	0	1	0	8	33	1	0	12
2015	CHICAGO-NL	.133	6	15	1	2	0	0	1	1	0	0	1	0	6	0	0	0
	Tennessee	.444	3	9	5	4	2	1	0	0	0	0	0	3	4	0	0	0
	Iowa	.265	59	211	30	56	14	0	9	25	0	1	2	20	71	0	1	10
	CHICAGO-AL	.203	24	79	6	16	0	0	3	4	0	0	0	7	29	0	1	6
2016	El Paso	.200	3	5	0	1	0	0	0	0	0	0	0	0	3	0	0	0
	San Antonio	.255	49	161	25	41	9	0	5	25	0	1	0	31	55	1	0	3
Major League Totals		.168	135	352	32	59	9	0	16	43	0	7	4	37	148	1	3	16
Minor League Totals		.262	486	1736	288	455	102	4	88	287	0	13	12	267	551	12	2	82

PADRON, Angel Ernesto

LHP

HT: 5-11; **WT:** 175; **BATS:** Left; **THROWS:** Left; **BORN:** 9/16/1997 in San Cristobal, VZ; **RESIDES:** San Cristobal, VZ; **SIGNED BY:** Rolando Pino and Wilder Lobo; **ACQUIRED:** Signed as an international free agent, 7/18/2014.

2016: Made 4 scoreless appearances for the DSL Red Sox1 to start the season (7.0 IP, 3 H, 0 BB, 6 SO)...Transferred to the GCL Red Sox on 6/22 and made 1 start and 12 relief appearances, recording a team-leading 4 saves...Posted a 0.98 ERA (2 ER/18.1 IP) in his final 10 games...**2015:** Finished 2nd on the DSL Red Sox2 with 18 appearances in his pro debut.

YEAR	CLUB	W-L	ERA	G	GS	CG	SHO	SV	IP	H	R	ER	HR	HB	BB	SO	WP	BK
2015	DSL Red Sox2	2-3	5.21	18	0	0	0	1	38.0	39	25	22	2	1	23	29	0	1
2016	DSL Red Sox1	0-0	0.00	4	0	0	0	1	7.0	3	0	0	0	1	0	6	0	0
	GCL Red Sox	2-3	3.86	13	1	0	0	4	25.2	18	12	11	1	1	19	26	2	1
Minor League Totals		4-6	4.20	35	1	0	0	6	70.2	60	37	33	3	3	42	61	2	2

PANTOJA, Yorvin Wilker

LHP

HT: 5-11; **WT:** 175; **BATS:** Left; **THROWS:** Left; **BORN:** 9/22/1997 in Caruao, VZ; **RESIDES:** La Sabana, VZ; **SIGNED BY:** Eddie Romero and Manuel Padron; **ACQUIRED:** Signed as an international free agent, 7/24/2014.

2016: Went 0-3 with a 2.63 ERA (12 ER/41.0 IP) and 10.1 SO/9.0 IP in 9 games (8 starts) between the DSL Red Sox2 and GCL Red Sox...Allowed 1 or 0 ER in 7 of 9 games...**2015:** Made pro debut with the DSL Red Sox2...Allowed 3 or fewer ER in each of his 14 starts...Tied for the team lead in strikeouts (66) and starts...Gave up just 1 HR in 69.0 IP.

YEAR	CLUB	W-L	ERA	G	GS	CG	SHO	SV	IP	H	R	ER	HR	HB	BB	SO	WP	BK
2015	DSL Red Sox2	4-0	2.35	14	14	0	0	0	69.0	53	24	18	1	2	29	66	8	0
2016	DSL Red Sox2	0-1	3.86	3	3	0	0	0	14.0	12	6	6	1	0	7	13	0	0
	GCL Red Sox	0-2	2.00	6	5	0	0	0	27.0	19	11	6	1	1	12	33	0	0
Minor League Totals		4-3	2.45	23	22	0	0	0	110.0	84	41	30	3	3	48	112	8	0

PEREZ, Juan Alexander

RHP

HT: 6-1; **WT:** 198; **BATS:** Right; **THROWS:** Right; **BORN:** 8/30/1996 in Palenque, DR; **RESIDES:** Juan Baron, DR; **SIGNED BY:** Todd Claus and Victor Rodriguez Jr.; **ACQUIRED:** Signed as an international free agent, 8/21/2015.

2016: Made pro debut with the DSL Red Sox1, going 5-2 with a 2.35 ERA (18 ER/69.0 IP)...Ranked among team leaders in innings (1st) and WHIP (3rd, 0.90)...Held opponents to a .206 AVG (51-for-248)...Made 7 scoreless starts of at least 5.0 IP, allowing 3 hits or fewer in each of those and only 1 hit in 3 of them.

YEAR	CLUB	W-L	ERA	G	GS	CG	SHO	SV	IP	H	R	ER	HR	HB	BB	SO	WP	BK
2016	DSL Red Sox1	5-2	2.35	15	14	0	0	0	69.0	51	24	18	1	5	11	42	2	1

PIMENTEL, Yankory Miguel

RHP

HT: 6-2; **WT:** 210; **BATS:** Right; **THROWS:** Right; **BORN:** 9/29/1993 in Santo Domingo, DR; **RESIDES:** Santo Domingo, DR; **SIGNED BY:** Manny Nanita; **ACQUIRED:** Signed as an international free agent, 10/9/2011.

2016: Ranked among High-A Salem leaders with 9 wins (T-2nd), 32 appearances (T-2nd), 70 SO (5th), and 3 holds (4th)...Went 8-4 with 4 saves, a 2.91 ERA (22 ER/68.0 IP), 65 SO, and 29 BB as a reliever...Did not allow an ER in 8 of his first 9 games (0.50 ERA; 1 ER/18.0 IP)...Posted a 1.38 ERA (4 ER/26.0 IP) and a .126 opponent AVG (11-for-87) over 12 appearances in April and May...Allowed 1 ER in 12.1 IP (0.73 ERA) in his final 5 games...**2015:** Led the GCL Red Sox in saves (6), appearances (tied, 16), and strikeouts (42), also ranking T-3rd in wins (4)...Ranked 2nd among GCL relievers in SO/9.0 IP (11.22) and T-4th in saves...Held opponents to a .290 SLG, allowing only 6 XBH (6 2B)...Had a 6.3 SO/BB ratio...Did not allow an ER in any of his 7 save opportunities (13.0 IP, 2 R)...Recorded a 16.0-inning scoreless streak without walking a batter over 5 appearances from 7/29-8/18 (24 SO)...Allowed only 1 hit in 3.0 scoreless innings in Game 1 of the GCL Finals against the Blue Jays (3 SO)...Transferred to Lowell on 9/3 and made 1 appearance...**2014:** Made domestic debut with the GCL Red Sox...Produced 16.0 consecutive scoreless innings from 7/5-8/7, going 2-0 with a .123 opponent AVG (7-for-57) in that span...**2013:** Made a team-high 14 starts for the DSL Red Sox...Led the team with 68.2 IP...**2012:** Made pro debut with the DSL Sox.

Minor League Players, Continued

YEAR	CLUB	W-L	ERA	G	GS	CG	SHO	SV	IP	H	R	ER	HR	HB	BB	SO	WP	BK
2012	DSL Red Sox	1-0	2.76	12	0	0	0	1	32.2	28	13	10	1	0	15	30	2	0
2013	DSL Red Sox	5-4	2.26	14	14	0	0	0	68.2	59	24	20	2	2	12	40	3	0
2014	GCL Red Sox	3-0	2.93	13	0	0	0	1	30.2	27	13	10	0	1	7	25	1	0
2015	GCL Red Sox	4-0	1.60	16	1	0	0	6	33.2	32	9	6	0	0	7	42	1	1
	Lowell	0-0	0.00	1	0	0	0	0	1.0	0	0	0	0	0	0	2	0	0
2016	Salem	9-6	3.12	32	3	0	0	4	78.0	71	37	27	7	2	36	70	10	1
Minor League Totals		22-10	2.69	88	18	0	0	12	244.2	217	96	73	10	5	77	209	17	2

POYNER, Robert William (Bobby)

LHP

HT: 6-0; **WT:** 205; **BATS:** Left; **THROWS:** Left; **BORN:** 12/1/1992 in West Palm Beach, FL; **RESIDES:** Wellington, FL; **SIGNED BY:** Stephen Hargett; **ACQUIRED:** Red Sox 13th pick (14th round, 411th overall) in the 2015 June Draft.

2016: Led Red Sox farmhands with 15 saves between Single-A Greenville (16 G) and High-A Salem (23 G, 1 GS)...Posted a 5.64 SO/BB ratio and an 8.50 SO/9.0 IP ratio...Began the year with Greenville, where he led the club with a 0.35 ERA, 11 SV, and a 0.42 WHIP...For the Drive, allowed 0 hits in 10 of his 16 outings, converted each of his 11 save opportunities, and did not issue a walk (32 SO)...Named the Red Sox Minor League Relief Pitcher of the Month for April (5 G, 2 SV, 11.0 IP, 0 ER, 17 SO)...Transferred to Salem on 6/1...Over his final 12 appearances from 7/24-9/3, went 3-0 with 1 save...**2015:** Spent entire season with Short-A Lowell, leading the Spinners in appearances (17) and saves (10) in his pro debut...Ranked T-1st in the Red Sox organization and 5th in the New York-Penn League in saves...Allowed 2 runs or fewer in each of his outings, and 1 run or fewer in 16 of 17...Made 11 scoreless appearances...Did not walk a batter in 13 appearances from 7/8-8/25 (19.1 IP, 19 SO)...**PERSONAL:** Played 4 seasons at the University of Florida...Was a 3-time SEC Academic Honor Roll recipient as a finance major...Went 14-10 with a 3.10 ERA (62 ER/180.0 IP) in 89 appearances (15 starts)...Was a part of 2 College World Series teams (2012, 2015) and helped the Gators claim the 2014 SEC Championship and 2015 SEC Tournament title...In 9 career NCAA tournament games, recorded 12 SO and 0 BB while posting a 1.17 ERA (2 ER/15.1 IP)...Attended Palm Beach Central (FL) High School.

YEAR	CLUB	W-L	ERA	G	GS	CG	SHO	SV	IP	H	R	ER	HR	HB	BB	SO	WP	BK
2015	Lowell	1-2	2.28	17	0	0	0	10	23.2	29	7	6	3	1	2	22	0	0
2016	Greenville	0-0	0.35	16	0	0	0	11	26.0	11	2	1	0	0	0	32	0	0
	Salem	3-1	4.99	23	1	0	0	4	39.2	44	24	22	4	1	11	30	2	0
Minor League Totals		4-3	2.92	56	1	0	0	25	89.1	84	33	29	7	2	13	84	2	0

PROCYSHEN, Jordan - See Page 175

C

PULIDO, Carlos Luis

C/1B

HT: 5-10; **WT:** 170; **BATS:** Switch; **THROWS:** Right; **BORN:** 2/7/1998 in Cabimas, VZ; **RESIDES:** Cabimas, VZ; **SIGNED BY:** Eddie Romero and Ernesto Gomez; **ACQUIRED:** Signed as an international free agent, 3/6/2015.

2016: Spent the entire season with the DSL Red Sox1, pacing the club in OBP (.401) and ranking 2nd with a .283 AVG...Tied for the team lead in games played (66)...Made 33 starts at catcher and 15 at 1B...Hit .343 (23-for-67) in August...**2015:** Made his pro debut with 36 games for the DSL Red Sox2...Made 33 starts at catcher and 1 at 1B.

YEAR	CLUB	AVG	G	AB	R	H	2B	3B	HR	RBI	SH	SF	HP	BB	SO	SB	CS	E
2015	DSL Red Sox2	.273	36	121	22	33	3	2	0	21	1	2	8	15	26	5	1	7
2016	DSL Red Sox1	.283	66	223	36	63	9	1	1	27	0	4	12	35	24	1	2	9
Minor League Totals		.279	102	344	58	96	12	3	1	48	1	6	20	50	50	6	3	16

QUENTIN, Carlos Jose

OF

HT: 6-1; **WT:** 225; **BATS:** Right; **THROWS:** Right; **BORN:** 8/28/1982 in Bellflower, CA; **RESIDES:** Cardiff, CA; **SIGNED BY:** Fred Costello (Diamondbacks); **ACQUIRED:** Signed as a minor league free agent, 2/9/17.

2016: Played 33 games for Puebla in the Mexican League, finishing with 3 2B, 5 HR, and 13 RBI in 71 AB (.465 SLG)...**2015:** Played 5 games for SEA's Triple-A Tacoma before announcing his intent to retire from baseball on 5/1 and being granted his release...**2014:** Appeared in 50 games for SD after missing the first 39 games of the season with a bone bruise in his left knee...Reinstated on 5/13 after 7 rehab games with High-A Lake Elsinore (4 G) and Triple-A El Paso (3 G)...Hit .370/.452/.630 in his first 11 games upon returning (10-for-27, 2B, 2 HR, 6 RBI)...In 14 pinch-hit opportunities, hit .364/.500/1.000 with 1 2B, 2 HR, and 7 RBI...**2013:** Played 82 games for the Padres, missing time on the DL (7/31-9/30), on the paternity list (5/17-18), and while serving an 8-game suspension (4/14-23)...Hit .366 (26-for-71) in 20 June games, ranking 5th in the NL...Drove in 19 runs in 24 July games...Placed on the DL on 8/10 (retro to 7/31) with a right knee sprain...Finished 4th among major league LF (min. 50 games) with an .855 OPS...In 45 games on the road, hit .327 (51-for-156) with a 1.006 OPS...**2012:** Underwent knee surgery during spring training and began the season on the DL...In his first 6 games after returning from the DL, went 12-for-23 (.533) with 4 2B, 5 HR, and 9 RBI...According to Elias, became the first player to hit 5 HR in his first 6 games as a Padre...Set a club record with 17 HBP...**2011:** Named to his 2nd AL All-Star team with CWS and reached 20 HR for the 4th straight season...Tied Minnie Minoso's 1956 club record with an AL-high 23 HBP...Drove in 5 runs on 4/1 at CLE, tied for 2nd-most in club history on Opening Day...Hit his 100th career HR on 4/16 vs. LAA...Recorded 4 multi-homer games, including a career-high 3 HR on 5/24 at TEX...Placed on the DL from 8/27-9/12 with a sprained AC joint in his left shoulder...**2010:** Set a career high with 131 games with the White Sox...Hit 19 HR prior to the All-Star break...Finished 2nd in the AL with 20 HBP...Hit 6 HR in 4 games from 7/5-11...Named AL Player of the Week from 6/21-27, batting .389 (7-for-18) with 4 HR and 11 RBI...**2009:** Limited to 99 games for CWS due to plantar fasciitis in his left foot...Spent time on the DL from 5/29-7/19...Hit .375 (15-for-40) with 10 runs and 10 RBI over a 14-game rehab assignment between Triple-A Charlotte (12 G) and Single-A Kannapolis (2 G)...Hit 21 ML homers despite missing time...Homered in 3 consecutive games twice...**2008:** Finished 5th in MVP voting in his 1st All-Star season...Awarded AL Silver Slugger honors and named to the *Sporting News* All-Star team...

Minor League Players, Continued

Established career highs with 138 hits, 36 HR, 100 RBI, 96 runs, a .288 AVG, a .394 OBP, and a .571 SLG...Finished 2nd in the AL in HR and SLG, while ranking 3rd in OPS (.965) and T-4th with 28 go-ahead RBI...Named MLB's Clutch Performer of the Month for May after hitting .290 with 7 HR and 27 RBI...Recorded a HBP in a ML-record 6 straight games from 8/7-14...Fractured his wrist on 9/1 and missed the remainder of the season...**2007:** Played in 81 games (64 starts) during his final season with ARI...Also hit .348 with a 1.004 OPS in 33 games with Triple-A Tucson...Began the season on the DL with a tear in his left labrum and rotator cuff...Recorded his 1st multi-HR game on 5/12 vs. COL...**2006:** Made his ML debut on 7/20 vs. LAD, hitting a 2-run HR, and posted an .872 OPS in 57 games with ARI...Also played 85 games for Triple-A Tucson, finishing 4th in the PCL with a .424 OBP and leading the league with 31 HBP...Entered the season ranked by *Baseball America* as the No. 2 prospect in baseball...**2005:** Spent the season with Triple-A Tucson after entering the year as the club's top prospect according to *Baseball America*...Finished 4th in the PCL in BB (72) and games (136) and 2nd among all minor leaguers with 29 HBP...**2004:** Made his pro debut and was named ARI's organizational Player of the Year...Combined to hit .332 (150-for-543) with 33 2B, 1 3B, 21 HR, 89 RBI, and 103 runs between Single-A Lancaster and Double-A El Paso...Posted a .983 OPS...**2003:** Missed the entire season after undergoing Tommy John surgery on his right elbow.

YEAR	CLUB	AVG	G	AB	R	H	2B	3B	HR	RBI	SH	SF	HP	BB	SO	SB	CS	E
2004	Lancaster	.310	65	242	64	75	14	1	15	51	0	3	27	25	33	5	1	2
	El Paso	.357	60	210	39	75	19	0	6	38	0	2	16	18	23	0	6	2
2005	Tucson	.301	136	452	98	136	28	4	21	89	0	8	29	72	71	9	1	1
2006	Tucson	.289	85	318	66	92	30	3	9	52	0	2	31	45	46	5	0	3
	ARIZONA	.253	57	166	23	42	13	3	9	32	1	1	8	15	34	1	0	2
2007	Tucson	.348	33	115	30	40	12	1	4	27	0	2	9	9	14	0	1	3
	ARIZONA	.214	81	229	29	49	16	0	5	31	1	4	11	18	54	2	2	1
2008	CHICAGO-AL	.288	130	480	96	138	26	1	36	100	0	3	20	66	80	7	3	7
2009	CHICAGO-AL	.236	99	351	47	83	14	0	21	56	0	2	15	31	52	3	0	2
	Charlotte	.378	12	37	10	14	3	0	1	9	0	1	2	5	2	0	0	0
	Kannapolis	.333	2	3	0	1	1	0	0	1	0	0	0	2	0	0	0	0
2010	CHICAGO-AL	.243	131	453	73	110	25	2	26	87	0	4	20	50	83	2	2	8
2011	CHICAGO-AL	.254	118	421	53	107	31	0	24	77	0	5	23	34	84	1	1	1
2012	Tucson	.286	5	14	5	4	0	0	1	4	0	0	1	2	3	0	0	0
	Lake Elsinore	.429	4	14	3	6	1	0	1	5	0	0	1	0	2	0	0	0
	SAN DIEGO	.261	86	284	44	74	21	0	16	46	0	3	17	36	41	0	1	3
2013	SAN DIEGO	.275	82	276	42	76	21	0	13	44	0	4	9	31	55	0	0	1
2014	Lake Elsinore	.100	4	10	1	1	0	0	0	0	0	0	0	3	2	0	0	0
	El Paso	.250	3	8	1	2	0	0	1	1	0	0	0	0	0	0	0	0
	SAN DIEGO	.177	50	130	9	23	6	0	4	18	0	4	4	17	33	0	0	0
2015	Tacoma	.176	5	17	2	3	1	0	0	1	0	0	2	0	2	0	0	0
2016	Puebla (MEX)	.211	21	71	13	15	3	0	5	14	0	1	3	7	12	0	0	0
Major League Totals		.252	834	2790	416	702	173	6	154	491	2	30	127	298	516	16	9	25
Minor League Totals		.312	414	1440	319	449	109	9	59	278	0	18	118	181	198	19	9	11
Mexican League Totals		.211	21	71	13	15	3	0	5	14	0	1	3	7	12	0	0	0

RAUDES, Roniel Antonio

RHP

HT: 6-1; **WT:** 160; **BATS:** Right; **THROWS:** Right; **BORN:** 1/16/1998 in Granada, Nicaragua; **RESIDES:** Granada, Nicaragua; **SIGNED BY:** Rafael Mendoza and Eddie Romero; **ACQUIRED:** Signed as an international free agent, 7/2/2014.

Enters the 2017 season ranked by *Baseball America* as the Red Sox' No. 6 prospect, as well as having the best control among BOS minor leaguers...**2016:** Named Red Sox Minor League Pitcher of the Year after spending the entire season with Single-A Greenville...Was a South Atlantic League mid-season All-Star...Posted a 4.52 SO/BB ratio and an 8.26 SO/9.0 IP ratio...Was 3rd among Red Sox farmhands and tied for 3rd in the SAL with 11 wins...Also had the 8th-lowest ERA among Red Sox minor leaguers (3.65)...Ranked 10th in the SAL with a 1.19 WHIP...Ranked among team leaders with 11 wins (2nd), 24 starts (2nd), 113.1 IP (2nd), and 104 SO (2nd)...Named Red Sox Minor League Starting Pitcher of the Month for June and for August/September...In 5 August starts, posted a 1.04 ERA (3 ER/26.0 IP) and a .180 opponent AVG (16-for-89, 0 HR, 19 SO, 3 BB)...**2015:** Went 7-3 with a 2.81 ERA (23 ER/73.2 IP), a .219 opponent AVG (59-for-270), and a 0.92 WHIP in 15 appearances (14 starts) between the DSL Red Sox I and the GCL Red Sox...Led the DSL club in wins (tied, 4), strikeouts (tied, 63), and WHIP (0.91)...Following the season, ranked by *Baseball America* as the No. 24 prospect in the Sox organization...Earned the win on 6/24 at the DSL Rockies, allowing only 1 hit and striking out 11 against 0 BB in 5.0 IP...Transferred to the GCL on 8/5...GCL opponents hit .191 (13-for-68), including .033 (1-for-30) with runners on base...Started and earned the win in Game 2 of the GCL Finals, pitching 5.0 scoreless innings (5 H, BB, 7 SO) to help the Sox win the title over the GCL Blue Jays.

YEAR	CLUB	W-L	ERA	G	GS	CG	SHO	SV	IP	H	R	ER	HR	BB	SO	WP	BK
2015	DSL Red Sox I	4-3	3.52	11	10	0	0	0	53.2	46	21	21	3	3	63	4	0
	GCL Red Sox	3-0	0.90	4	4	0	0	0	20.0	13	2	2	0	0	6	16	1
2016	Greenville	11-6	3.65	24	24	0	0	0	113.1	112	60	46	8	1	23	104	3
Minor League Totals		18-9	3.32	39	38	0	0	0	187.0	171	83	69	11	4	32	183	8

RAY, Jayce Steven

OF

HT: 6-0; **WT:** 195; **BATS:** Left; **THROWS:** Right; **BORN:** 11/26/1989 in Sonoma, CA; **RESIDES:** Sonoma, CA; **ACQUIRED:** Signed as a minor league free agent, 10/22/2015.

2016: Spent the majority of his 1st minor league season between Single-A Greenville (12 G) and High-A Salem (33 G)...Also played 2 games for Double-A Portland...Began the season with Greenville, hitting in 10 of his 12 contests with the club...Transferred to Salem on 6/14...Led Salem with a .343 AVG (min. 100 AB)...Batted .323 (10-for-31) with RISP for Salem...Had a season-long 12-game hitting streak from 6/23-8/13 (18-for-43, 3 2B)...On the DL from 6/26-7/28...**2015:** Spent

Minor League Players, Continued

entire season with Wichita of the independent American Association...Recorded a .422 OBP, drawing 56 BB against only 39 SO...**2014:** Spent entire season with the Sonoma Stompers of the independent Pacific Association...Named the league's MVP after posting a .355/.483/.543 batting line in 64 games...Led the league in AVG, OBP, OPS (1.026), HBP (16), and OF assists (10)...Also ranked among league leaders in 2B (2nd, 18), SB (T-2nd, 23), SLG (T-2nd), and runs (3rd, 62)...**2013:** Spent 1st professional season with the Windy City ThunderBolts of the independent Frontier League...Appeared in 37 games and posted a .393 OBP...**PERSONAL:** Played baseball for 2 seasons (2012-13) at the University of Washington, where he hit .309 (68-for-220) as a senior and .311 (64-for-206) as a junior...Also spent 3 seasons (2009-11) at Santa Rosa Junior College...Graduated in 2008 from Sonoma Valley (CA) High School, where he also played basketball and football.

YEAR	CLUB	AVG	G	AB	R	H	2B	3B	HR	RBI	SH	SF	HP	BB	SO	SB	CS	E
2013	Windy City (IND)	.286	37	112	16	32	4	0	13	3	2	4	17	19	5	2	2	2
2014	Sonoma (IND)	.355	64	234	62	83	18	1	8	44	2	4	16	46	33	21	5	2
2015	Wichita (IND)	.310	89	332	57	103	15	3	1	35	6	0	8	56	39	17	9	9
2016	Greenville	.378	12	45	8	17	4	0	0	3	0	0	0	4	8	2	0	0
	Portland	.000	2	6	0	0	0	0	0	1	0	0	0	0	1	0	0	0
	Salem	.343	33	105	19	36	6	1	0	13	0	0	2	19	13	6	1	1
Minor League Totals		.340	47	156	27	53	10	1	0	17	0	0	2	23	22	8	1	14
Independent Lg. Totals		.322	190	678	135	218	37	4	9	92	11	6	28	119	91	43	16	13

REI, Austin John

HT: 6-0; **WT:** 185; **BATS:** Right; **THROWS:** Right; **BORN:** 10/27/1993 in Berkeley, CA; **RESIDES:** Moraga, CA; **SIGNED BY:** Chris Pritchett; **ACQUIRED:** Red Sox 2nd pick (3rd round, 81st overall) in the 2015 June Draft.

Enters the 2017 season ranked by *Baseball America* as the best defensive catcher in the Red Sox' system...**2016:** Spent entire season with Single-A Greenville...Was a South Atlantic League mid-season All-Star...Posted a .993 fielding pct. in 81 games at catcher...Threw out 31 of 78 attempted base stealers (39.7%)...Provided the South Division's only run with a solo HR in the SAL All-Star Game (L, 2-1)...Named Red Sox Minor League Defensive Player of the Month for July...**2015:** Started 31 games at catcher and 3 at DH for Short-A Lowell...Recorded only 1 passed ball in 261.0 innings...Following the season, rated by *Baseball America* as the top catching prospect in the Sox' system, the organization's No. 31 prospect overall, and the Sox' best defensive player in the 2015 June Draft...**PERSONAL:** Played 3 seasons at the University of Washington...Led the team in AVG (.330), OBP (.445), and SLG (.681) in 2015...Graduated from Campolindo (CA) High School, winning the 2012 CIF North Coast Section Championship at the Oakland Coliseum...Selected by MIN in the 37th round of the 2012 June Draft, but did not sign...His uncle, Fran Mullins, played for the White Sox (1980), Giants (1984), and Indians (1986).

YEAR	CLUB	AVG	G	AB	R	H	2B	3B	HR	RBI	SH	SF	HP	BB	SO	SB	CS	E
2015	Lowell	.179	34	112	14	20	5	1	2	12	0	1	6	11	39	1	0	5
2016	Greenville	.212	91	311	50	66	13	1	6	33	0	2	15	41	82	1	4	5
Minor League Totals		.203	125	423	64	86	18	2	8	45	0	3	21	52	121	2	4	10

REQUENA, Hildemaro Eloys

HT: 6-2; **WT:** 170; **BATS:** Right; **THROWS:** Right; **BORN:** 7/20/1997 in Maracay, VZ; **RESIDES:** Maracay, VZ; **SIGNED BY:** Rolando Pino and Ramon Mora; **ACQUIRED:** Signed as an international free agent, 7/20/2013.

2016: Spent entire season with the GCL Red Sox...Led Red Sox minor leaguers in ERA (2.35) and ranked among team leaders with 65.0 IP (1st), 13 appearances (T-1st), 3 wins (T-4th), 7 starts (3rd), and 52 SO (2nd)...Allowed 1 or fewer runs in 8 of his 13 outings...Limited LHH to a .197 AVG (28-for-142)...As a reliever, was 2-0 with 2 saves, a 1.98 ERA (6 ER/27.1 IP), 23 SO, 1 BB, and a 0.70 WHIP...Allowed only 3 hits over a season-high-tying 7.0 scoreless IP on 8/27 vs. the GCL Twins...**2015:** Spent entire season with the DSL Red Sox1, ranking 3rd on the club with a 2.73 ERA (16 ER/52.2 IP) and 2nd with a 1.04 WHIP (min. 15.0 IP)...Recorded at least 1 SO in each of his 16 appearances...Pitched 4.1 hitless innings on 8/8 vs. the DSL Yankees1...**2014:** Made 5 relief appearances for the DSL Red Sox in his pro debut.

YEAR	CLUB	W-L	ERA	G	GS	CG	SHO	SV	IP	H	R	ER	HR	BB	SO	WP	BK
2014	DSL Red Sox	1-0	1.17	5	0	0	0	0	7.2	8	5	1	0	0	7	6	7
2015	DSL Red Sox1	1-4	2.73	16	0	0	0	1	52.2	44	27	16	4	3	11	35	7
2016	GCL Red Sox	3-4	2.35	13	7	0	0	2	65.0	57	21	17	2	5	6	52	8
Minor League Totals		5-8	2.44	34	7	0	0	3	125.1	109	53	34	6	8	24	93	22

REVELES, Steven Valente

HT: 5-8; **WT:** 170; **BATS:** Right; **THROWS:** Right; **BORN:** 1/8/1993 in Goleta, CA; **RESIDES:** Goleta, CA; **SIGNED BY:** Lane Decker; **ACQUIRED:** Signed as a non-drafted free agent, 6/18/2016.

2016: Combined with Short-A Lowell (29 G) and the GCL Red Sox (10 G) to hit .252 (33-for-131) in pro debut...Made 13 starts at 3B, 10 at SS, and 7 at 2B...**PERSONAL:** Played baseball at Nebraska University (2014-16) and Santa Barbara City College (2012-13)...Named to the All-Big Ten Second Team as a senior in 2016...Also earned Academic All-Big Ten honors in 2015 and 2016...Played in 128 games (125 starts) at Nebraska...At SBCC, named 2013 Western State Conference North Player of the Year and earned All-America honors...Attended Dos Pueblos (CA) High School.

YEAR	CLUB	AVG	G	AB	R	H	2B	3B	HR	RBI	SH	SF	HP	BB	SO	SB	CS	E
2016	Lowell Spinners	.235	29	98	12	23	4	0	0	2	5	0	1	6	17	0	4	5
	GCL Red Sox	.303	10	33	6	10	0	0	0	4	0	0	1	3	4	3	0	4
Minor League Totals		.252	39	131	18	33	4	0	0	6	5	0	2	9	21	3	4	9

Minor League Players, Continued

REYES, Denyi

RHP

HT: 6-4; **WT:** 209; **BATS:** Right; **THROWS:** Right; **BORN:** 11/2/1996 in San Cristobal, DR; **RESIDES:** Sabana Grande de Palenque, DR; **SIGNED BY:** Manny Nanita and Eddie Romero; **ACQUIRED:** Signed as an international free agent, 7/2/2014.

2016: Spent entire season with the GCL Red Sox...Tied for the team lead with 4 wins...Posted a 0.98 WHIP and 6.25 SO/BB...In 6 relief appearances, was 3-0 with a 0.45 ERA (1 ER/20.0 IP), 18 SO, 2 BB, a .162 opponent AVG (12-for-74), and a 0.70 WHIP...Won his last 3 decisions, allowing 1 R (0 ER) in 16.0 IP over 4 relief appearances during the streak...**2015:** Posted the lowest unintentional BB/9.0 IP rate in the Dominican Summer League (0.36, 3 BB/75.0 IP)...Led the DSL Red Sox2 in wins (7), starts (tied, 14), innings, and WHIP (1.01, min. 25.0 IP)...Did not surrender a HR...Allowed 0 ER in at least 5.0 IP 5 times...Won his first 6 decisions, including 4 straight starts from 6/6-23...Recorded 44 SO without walking a batter in his first 9 games through 7/16.

YEAR	CLUB	W-L	ERA	G	GS	CG	SHO	SV	IP	H	R	ER	HR	HB	BB	SO	WP	BK
2015	DSL Red Sox2	7-1	2.88	15	14	0	0	0	75.0	73	28	24	0	4	3	63	3	0
2016	GCL Red Sox	4-1	2.34	9	3	0	0	0	34.2	30	13	9	3	0	4	25	2	0
Minor League Totals		11-2	2.71	24	17	0	0	0	109.2	103	41	33	3	4	7	88	5	0

REYNOSO, Eddy Enmanuel

C/1B

HT: 6-0; **WT:** 195; **BATS:** Right; **THROWS:** Right; **BORN:** 8/7/1994 in Santo Domingo, DR; **RESIDES:** Santo Domingo, DR; **SIGNED BY:** Eddie Romero and Manny Nanita; **ACQUIRED:** Signed as an international free agent, 4/18/2015.

2016: Played 64 games for the DSL Red Sox1, leading the team with 16 2B, 3 3B (tied), and 44 RBI...Caught 34 games, throwing out 46% of attempted base stealers (31 of 67), and played 24 games at 1B...**2015:** Spent his pro debut with the DSL Red Sox1, batting a team-leading .302 (49-for-162) in 43 games...Also led the team with 3 HR and ranked 2nd with a .365 OBP and a .420 SLG...Caught 47% of attempted base stealers (18 of 38) in 19 games at catcher.

YEAR	CLUB	AVG	G	AB	R	H	2B	3B	HR	RBI	SH	SF	HP	BB	SO	SB	CS	E
2015	DSL Red Sox1	.302	43	162	17	49	10	0	3	17	0	0	0	16	22	1	1	3
2016	DSL Red Sox1	.278	64	245	28	68	16	3	3	44	0	4	1	12	16	0	3	5
Minor League Totals		.287	107	407	45	117	26	3	6	61	0	4	1	28	38	1	4	8

RIVERA, Jeremy

SS

HT: 5-9; **WT:** 150; **BATS:** Switch; **THROWS:** Right; **BORN:** 1/30/1995 in Aguada, PR; **RESIDES:** Aguada, PR; **SIGNED BY:** Vaughn Williams; **ACQUIRED:** Red Sox 18th pick (17th round, 524th overall) in the 2014 June Draft.

2016: Spent the entire season with Single-A Greenville, appearing in 109 games (105 starts) at SS (.960 fielding pct.)...Ranked among Greenville leaders with 95 hits (4th) and 4 3B (T-3rd)...Hit .311 (57-for-183) in 55 road games...Was 59-for-200 (.295) in the season's 2nd half...Ranked 3rd in the South Atlantic League with a .349 AVG (30-for-86) in July...Following the season, appeared in 11 games for Mayaguez in the Puerto Rican Winter League...**2015:** Led Short-A Lowell in games (63) and ranked 2nd in hits (55) and 3rd in steals (8)...Hit .359 (23-for-64) vs. LHP...Also appeared in 21 games for Mayaguez of the Puerto Rican Winter League...**2014:** Played in 14 games in pro debut with the GCL Red Sox, primarily at 2B...Following the season, had 1 at-bat for Mayaguez of the Puerto Rican Winter League...**PERSONAL:** Played 1 season at El Paso Community College, batting .383 in 48 games...Attended the Carlos Beltran Baseball Academy in Puerto Rico.

YEAR	CLUB	AVG	G	AB	R	H	2B	3B	HR	RBI	SH	SF	HP	BB	SO	SB	CS	E
2014	GCL Red Sox	.178	14	45	9	8	2	0	0	6	0	0	1	5	9	2	0	1
2015	Lowell	.256	63	215	22	55	4	1	0	12	7	2	0	24	37	8	6	13
2016	Greenville	.260	111	365	42	95	19	4	0	36	9	3	3	19	54	9	5	17
Minor League Totals		.253	188	625	73	158	25	5	0	54	16	5	4	48	100	19	11	31

ROBERSON, Timothy Wayne (Tim)

1B/DH

HT: 5-10; **WT:** 215; **BATS:** Right; **THROWS:** Right; **BORN:** 7/19/1989 in West Palm Beach, FL; **RESIDES:** West Palm Beach, FL; **SIGNED BY:** Laz Gutierrez; **ACQUIRED:** Signed as a non-drafted free agent, 6/16/2011.

2016: Spent the season with Double-A Portland, starting 18 games at 1B but spending most of his time at DH...Hit .307 (31-for-101) with 16 R, 9 2B, 3 HR, and 9 RBI in 30 home games (.197 on the road)...Had a season-high 11-game hit streak from 5/30-7/3 (.436 AVG, 17-for-39, 7 R, 6 2B, HR, 5 RBI)...**2015:** Limited to 57 games with Double-A Portland due to a pair of DL stints (4/9-18 and 6/2-7/5)...Earned Portland's 10th Player Award...Ranked T-2nd on the club (min. 75 AB) with a .300 AVG (65-for-217)...Posted a .458/.500/.708 line vs. LHP (22-for-48, 4 2B, 3B, 2 HR)...Hit .333 (22-for-66) and slugged .576 with RISP (5 2B, 3B, 3 HR)...Caught 22 games...Became only the 3rd player in Sea Dogs history to hit for the cycle on 5/15 at New Britain, helping Portland overcome a 10-4 deficit in a 13-11, 10-inning victory...In that game, doubled in the 3rd inning, hit a grand slam in the 7th, singled in the 9th, and broke an 11-11 tie with a 2-run 3B in the 10th...**2014:** Combined with Single-A Greenville and High-A Salem to hit .231 (97-for-420) with 26 2B, 3B, 10 HR, and 52 RBI...Went 4-for-6 with 4 2B and a career-high 7 RBI in a 21-1 win over Savannah on 6/20...**2013:** Combined with Single-A Greenville and High-A Salem to hit .284 (69-for-243)...Threw out 11 of 29 (38%) attempted base stealers...On the DL from 4/4-5/11 and 6/6-14...**2012:** Threw out 10 of 24 (42%) attempted base stealers with Short-A Lowell...**2011:** Made pro debut with Short-A Lowell...**PERSONAL:** Hit .321 with 40 HR and 180 RBI at Florida Gulf Coast University (2008-11)...Graduated from Palm Beach Central (FL) High School.

YEAR	CLUB	AVG	G	AB	R	H	2B	3B	HR	RBI	SH	SF	HP	BB	SO	SB	CS	E
2011	Lowell	.299	22	67	6	20	2	0	3	9	1	1	0	3	10	0	0	2
2012	Lowell	.203	21	69	5	14	2	0	2	7	0	2	0	5	17	0	0	1
2013	Greenville	.289	47	187	17	54	9	1	3	29	0	1	0	8	46	0	0	3
	Salem	.268	17	56	10	15	2	0	2	8	0	0	0	6	14	0	0	2
2014	Greenville	.238	71	269	29	64	16	0	8	32	0	1	2	24	64	0	0	5
	Salem	.219	40	151	17	33	10	1	2	20	0	0	0	12	41	0	0	4
2015	Portland	.300	57	217	27	65	12	1	4	30	0	0	1	13	46	1	1	2
2016	Portland	.247	65	223	22	55	15	0	4	18	0	0	2	15	60	0	0	3
Minor League Totals		.258	340	1239	133	320	68	3	28	153	1	5	5	86	298	1	1	22

Player
Development

Minor League Players, Continued

ROMANSKI, Jacob Matthew (Jake)

C

HT: 5-11; **WT:** 200; **BATS:** Right; **THROWS:** Right; **BORN:** 12/22/1990 in Riverside, CA; **RESIDES:** Corona, CA; **SIGNED BY:** Jim Woodward; **ACQUIRED:** Red Sox 14th pick (14th round, 413th overall) in the 2013 June Draft.

2016: Spent entire season with Double-A Portland...Named an Eastern League mid-season All-Star...Started 88 games at catcher and threw out 53 of 108 (49%) attempted base stealers, the highest caught stealing rate among qualifying Double-A backstops...Led Portland with 22 2B...His .308 AVG was the 3rd-highest on the club (min. 50 AB)...Went 2-for-2 (2B, R) in the EL All-Star Game on 7/13...Hit .333 (25-for-75) over his final 21 games (8 R, 6 2B, 2 HR, 9 RBI)...**2015:** Hit .264 (58-for-220) between High-A Salem and Double-A Portland...Threw out 21 of 69 (30%) attempted base stealers and posted a .995 fielding percentage in 61 games (58 starts) at catcher...Following the season, rated by *Baseball America* as the best defensive catcher in the Sox organization...Reached base in each of his final 19 games with Salem from 5/22-6/18 (410 OBP)...Transferred to Portland on 6/24...Went on the DL on 7/18 and missed the remainder of the season...**2014:** Combined with Single-A Greenville and High-A Salem to hit .273 (97-for-355)...Caught 32 of 119 attempted base stealers (27%), including 8 of 16 (50%) with Salem...Began the season with Greenville and hit safely in his first 11 games (.319 AVG, 15-for-47)...Had 5 RBI on 4/27 vs. Lexington and on 6/23 at Asheville...Transferred to Salem on 8/5...Went 4-for-4 with 4 2B on 8/31 at Wilmington, becoming the 1st Salem player ever to record 4 2B in a game...**2013:** Made pro debut, appearing in 20 games for Short-A Lowell...Threw out 8 of 19 (42%) attempted base stealers...Missed time on the DL from 7/13-8/22...**PERSONAL:** Played baseball at San Diego State University (2012-13) and Chaffey Junior College (2010-11)...Attended Norco (CA) High School...His brother, Josh, was selected by MIL in the 4th round of the 2008 June Draft.

YEAR	CLUB	AVG	G	AB	R	H	2B	3B	HR	RBI	SH	SF	HP	BB	SO	SB	CS	E
2013	Lowell	.233	20	73	9	17	4	0	2	4	1	0	2	4	11	0	0	4
2014	Greenville	.270	78	300	30	81	16	2	1	44	3	3	1	24	39	10	5	7
	Salem	.291	17	55	8	16	7	0	2	9	0	0	0	1	5	1	1	0
2015	Salem	.262	47	164	19	43	9	0	0	21	1	2	3	16	21	4	3	1
	Portland	.268	16	56	4	15	1	0	1	6	0	0	0	3	6	0	0	1
2016	Portland	.308	90	334	34	103	22	0	4	38	2	4	2	15	47	0	3	5
Minor League Totals		.280	268	982	104	275	59	2	10	122	7	9	8	63	129	15	12	18

ROMERO, Dioscar Fernando

RHP

HT: 6-3; **WT:** 230; **BATS:** Right; **THROWS:** Right; **BORN:** 4/17/1995 in San Cristobal, DR; **RESIDES:** San Cristobal, DR; **SIGNED BY:** Manny Nanita and Craig Shipley; **ACQUIRED:** Signed as an international free agent, 10/25/2011.

2016: Posted a 3.57 ERA (21 ER/53.0 IP) between Single-A Greenville (8 G) and Short-A Lowell (20 G)...Recorded at least 1 SO in 19 of his 20 outings with Lowell (9.68 SO/9.0 IP)...Led Lowell with 6 saves and tied for the team lead in appearances...**2015:** Spent entire season with Short-A Lowell, ranking among team leaders in starts (T-1st, 14), wins (T-3rd, 3), and innings (3rd, 58.0)...Allowed 2 ER or fewer in 5 straight starts from 6/29-7/21 (1.82 ERA, 24.2 IP, 17 H, 5 ER)...Posted a 1.71 ERA and .178 opponent AVG in his final 4 starts beginning 8/22 (21.0 IP, 13 H, 4 ER)...**2014:** Made only 1 start for Short-A Lowell...Placed on the DL on 7/4 and missed the remainder of the season...**2013:** Limited LHH to a .190 AVG (12-for-63, 2 XBH)...**2012:** Made pro debut with the DSL Red Sox, pacing the club and tying for the league lead with 15 starts...Also led the DSL Sox with 47 SO...Held opponents to a .214 AVG (48-for-224)...Went 5-0 with a 0.50 ERA (2 ER/35.2 IP) in 7 starts from 7/19-8/22.

YEAR	CLUB	W-L	ERA	G	GS	CG	SHO	SV	IP	H	R	ER	HR	HB	BB	SO	WP	BK
2012	DSL Red Sox	5-4	2.69	15	15	1	1	0	60.1	48	31	18	0	3	23	47	4	0
2013	GCL Red Sox	3-1	3.93	11	4	0	0	0	34.1	32	19	15	0	3	28	22	5	0
2014	Lowell	0-0	0.00	1	1	0	0	0	3.2	1	0	0	0	0	4	3	2	0
2015	Lowell	3-3	3.72	14	14	0	0	0	58.0	52	29	24	3	4	28	36	4	1
2016	Greenville	0-0	4.08	8	0	0	0	0	17.2	20	9	8	1	0	7	16	1	0
	Lowell	4-2	3.31	20	0	0	0	6	35.1	36	16	13	2	1	15	38	3	0
Minor League Totals		15-10	3.35	69	34	1	1	6	209.1	189	104	78	6	11	105	162	19	1

ROSARIO, Jose

INF/OF

HT: 5-11; **WT:** 190; **BATS:** Right; **THROWS:** Right; **BORN:** 11/29/1991 in Villa Mella, DR; **RESIDES:** Villa Mella, DR; **SIGNED BY:** Angel Ovalles (Yankees); **ACQUIRED:** Signed as a minor league free agent, 12/26/2016.

2016: Combined to hit .284 (75-for-264) in 71 games across 3 levels of the NYY organization...Hit in the face by a pitch while playing with Double-A Trenton on 5/19 and placed on the DL the following day...Played in 2 rehab games with Short-A Staten Island (4-for-6, 3 R, 3 2B, 3 RBI)...Reinstated to Trenton on 6/25 and promoted to Triple-A Scranton/Wilkes-Barre on 7/3...Played 20 more games for the RailRiders and 20 for the Thunder the rest of the way...**2015:** Split the season between Double-A Trenton (93 G) and Triple-A Scranton/Wilkes-Barre (6 G)...Appeared at 2B (41 G), 3B (27 G), LF (18 G), RF (4 G), and 1B (1 G)...**2014:** Combined with 3 clubs to hit .310 (94-for-303) with 38 R, 13 2B, 6 3B, 3 HR, 33 RBI, and a .372 OBP in 84 games...Played his first 26 games with Single-A Charleston...Hit .320 (63-for-197) in 53 games with High-A Tampa, missing time on the DL from 7/2-21...Played 5 rehab games with the GCL Yankees1 from 7/14-19...Following the season, batted .259 (7-for-27) in 10 games with Escogido of the Dominican Winter League...**2013:** Combined with Short-A Staten Island and Single-A Charleston to bat .226 (51-for-226) with 28 R, 11 2B, 3 HR, 20 RBI, and 11 SB in 67 games...Tabbed a New York-Penn League mid-season All-Star...**2012:** Played the entire season with Short-A Staten Island...Tied for the team lead with 13 SB...**2011:** Batted .331 (57-for-172) with 38 R, 6 2B, 5 3B, 6 HR, and 28 RBI with the GCL Yankees...Ranked T-4th in the GCL in AVG...Joined Charleston for his final 5 games of the season...Named a post-season GCL All-Star...**2010:** Appeared in 36 games for the GCL Yankees...**2009:** Made his pro debut, hitting .253 (19-for-75) in 23 games with the DSL Yankees1.

Minor League Players, Continued

YEAR	CLUB	AVG	G	AB	R	H	2B	3B	HR	RBI	SH	SF	HP	BB	SO	SB	CS	E
2009	DSL Yankees1	.253	23	75	13	19	4	0	0	6	1	0	0	14	23	3	3	10
2010	GCL Yankees	.245	36	110	22	27	4	1	2	7	0	2	5	8	22	6	0	14
2011	GCL Yankees	.331	43	172	38	57	6	5	6	28	2	0	5	6	28	11	4	13
	Charleston	.143	5	21	1	3	1	0	0	2	0	0	1	1	4	2	0	1
2012	Staten Island	.217	60	230	30	50	7	1	1	19	2	0	3	13	42	13	4	15
2013	Charleston	.184	37	114	13	21	5	0	3	10	9	1	4	11	23	5	1	7
	Staten Island	.268	30	112	15	30	6	0	0	10	2	2	1	6	24	6	1	10
2014	Charleston	.291	26	86	13	25	6	0	2	8	1	0	5	5	12	3	2	3
	Tampa	.320	53	197	19	63	7	4	0	21	1	0	3	15	25	1	6	8
	GCL Yankees1	.300	5	20	6	6	0	2	1	4	0	0	1	1	2	1	0	2
2015	Trenton	.249	93	334	36	83	16	2	2	21	7	1	5	8	63	11	3	15
	Scranton/WB	.235	6	17	3	4	0	1	0	1	0	0	0	1	4	1	0	0
2016	Trenton	.261	45	165	20	43	7	1	2	15	0	0	3	2	33	3	2	4
	Scranton/WB	.301	24	93	14	28	4	1	2	12	1	2	0	3	19	1	2	2
	Staten Island	.667	2	6	3	4	3	0	0	3	0	0	0	2	0	3	0	0
Minor League Totals		.264	488	1752	246	463	76	18	21	167	26	8	36	96	324	70	28	104

RUSCONI, Jagger Stone

INF

HT: 5-11; **WT:** 165; **BATS:** Switch; **THROWS:** Right; **BORN:** 7/18/1996 in Valencia, CA; **RESIDES:** Valencia, CA; **SIGNED BY:** Jim Woodward; **ACQUIRED:** Red Sox 4th pick (5th round, 141st overall) in the 2015 June Draft.

2016: Began the season with Short-A Lowell...On 8/8 was transferred to the GCL Red Sox...Recorded a career-high 3 hits in his final game of the year on 9/3 at the GCL Twins...**2015:** Made pro debut and spent entire season with the GCL Red Sox...**PERSONAL:** Attended West Ranch (CA) High School...Was the Red Sox' 1st high school selection in the 2015 June Draft...Won the Home Run Derby at the National Classic in Anaheim in April 2015...Homered in his final high school game.

YEAR	CLUB	AVG	G	AB	R	H	2B	3B	HR	RBI	SH	SF	HP	BB	SO	SB	CS	E
2015	GCL Red Sox	.170	16	53	7	9	2	2	0	7	0	1	2	2	11	1	0	0
2016	Lowell	.148	7	27	6	4	1	0	0	3	0	1	0	4	6	1	1	0
	GCL Red Sox	.292	7	24	1	7	2	0	0	3	0	0	0	1	3	1	0	1
Minor League Totals		.192	30	104	14	20	5	2	0	13	0	2	2	7	20	3	1	1

SCHMIDT, Alberto Jose (Jose)

C

HT: 5-9; **WT:** 180; **BATS:** Right; **THROWS:** Right; **BORN:** 5/29/1997 in Ponce, PR; **RESIDES:** Juana Diaz, PR; **SIGNED BY:** Edgar Perez; **ACQUIRED:** Red Sox 16th pick (16th round, 478th overall) in the 2016 June Draft.

2016: Played 15 games for the GCL Red Sox in pro debut...Made 12 starts at catcher and threw out 7 of 18 attempted base stealers (38.9%)...**PERSONAL:** Attended Colegio Angel David High School...Was named to the 2016 Canada/Puerto Rico All-Region First Team.

YEAR	CLUB	AVG	G	AB	R	H	2B	3B	HR	RBI	SH	SF	HP	BB	SO	SB	CS	E
2016	GCL Red Sox	.195	15	41	3	8	3	0	0	8	2	0	1	10	14	0	0	1

SCIORTINO, Nicholas (Nick)

C

HT: 5-9; **WT:** 197; **BATS:** Right; **THROWS:** Right; **BORN:** 7/21/1995 in Buck's County, PA; **RESIDES:** Barrington, NJ; **SIGNED BY:** Ray Fagnant; **ACQUIRED:** Red Sox 17th pick (17th round, 508th overall) in the 2016 June Draft.

2016: Played 29 games for Short-A Lowell in pro debut...Started all 29 games at catcher, throwing out 40% of attempted base stealers (17 of 43)...**PERSONAL:** Was voted team captain prior to his junior year at Boston College and was later named to the Johnny Bench Award watch list...Led the Atlantic Coast Conference with 20 runners caught stealing in 2016, and his 5 runners picked off were tied for the 4th-most in the ACC...Started 122 of his 128 games played for the Eagles.

YEAR	CLUB	AVG	G	AB	R	H	2B	3B	HR	RBI	SH	SF	HP	BB	SO	SB	CS	E
2016	Lowell	.217	29	92	7	20	2	0	1	5	2	1	2	10	29	0	0	3

SCOTT, Ryan

OF

HT: 6-2; **WT:** 195; **BATS:** Left; **THROWS:** Right; **BORN:** 7/6/1993 in North Little Rock, AR; **RESIDES:** Arkadelphia, AR; **SIGNED BY:** Lane Decker; **ACQUIRED:** Red Sox 7th pick (7th round, 208th overall) in the 2016 June Draft.

2016: Spent entire season with Short-A Lowell in pro debut...Ranked among team leaders with 28 runs (3rd) and 33 RBI (T-2nd)...Did not commit an error, starting 19 games in LF and 14 in RF...Drove in a season-high-tying 3 runs in 3 consecutive games from 8/3-5, going a combined 7-for-14 (.500) and scoring 5 times...**PERSONAL:** Led all Division 1 players with a .435 AVG in 2016, a University of Arkansas-Little Rock single-season record...Ranked among D1 leaders with a .516 OBP (9th), 66 RBI (15th), and 94 hits (T-13th)...Named a First Team All-American by Louisville Slugger and the American Baseball Coaches Association/Rawlings...Named the 2016 Sun Belt Conference's Student-Athlete of the Year, in addition to All-Sun Belt Conference First Team honors...Selected as a semifinalist for the Dick Howser Trophy, bestowed annually to the national college baseball player of the year...Named a finalist for the Gregg Olson Award, given to college baseball's breakout player of the year...As a senior in 2016, set program single-season records in hits (94), RBI (66), and total bases (54)...Set the program's all-time career doubles record (66).

YEAR	CLUB	AVG	G	AB	R	H	2B	3B	HR	RBI	SH	SF	HP	BB	SO	SB	CS	E
2016	Lowell	.276	49	174	28	48	11	3	4	33	0	4	5	13	42	0	2	0

Player
Development

Minor League Players, Continued

SERMO, Jose J.

INF

HT: 6-1; **WT:** 190; **BATS:** Switch; **THROWS:** Right; **BORN:** 3/22/1991 in Bayamon, PR; **RESIDES:** West Covina, CA; **SIGNED BY:** Drew Anderson (Brewers); **ACQUIRED:** Signed as a minor league free agent, 6/22/2016.

2016: Signed by the Red Sox and assigned to High-A Salem on 6/22 after beginning the season with Gary of the independent American Association...Recorded the only 3-HR game in the Carolina League in 2016 (7/26 at Potomac)...Ranked 2nd on Salem with 8 HR and 3rd with a .505 SLG...Also stole 10 bases in 12 attempts (83.3%)...Posted a team-leading .963 OPS in 29 games with Gary...**2015:** Spent entire season in independent leagues, totaling 66 games and batting .262 (61-for-233, 16 2B, 5 3B, 2 HR, 30 R, 35 RBI) between Gary (American Association) and the Greys (Frontier League)...**2014:** Played 37 games for High-A Brevard County in his final season in the Brewers organization...Also made 2 appearances over a stint with Double-A Huntsville from 6/20-24...Spent 2 stints on the disabled list from 5/7-22 and 6/3-20...**2013:** Played 35 games for Single-A Wisconsin before being placed on the DL on 5/31...Reinstated on 8/9 and transferred to the AZL Brewers...Hit .372 (16-for-43) in 13 games over the rest of the campaign...**2012:** Made his professional debut with the AZL Brewers, leading the club in AB (183) and hits (52) and ranking 3rd in doubles (7) and HR (4).

YEAR	CLUB	AVG	G	AB	R	H	2B	3B	HR	RBI	SH	SF	HP	BB	SO	SB	CS	E
2012	AZL Brewers	.284	45	183	26	52	7	4	4	28	0	0	3	11	41	6	4	16
2013	Wisconsin	.179	35	117	10	21	4	2	2	18	1	2	1	8	38	5	3	5
	AZL Brewers	.372	13	43	5	16	3	1	1	8	0	0	0	4	9	4	4	3
2014	Brevard County	.221	37	95	12	21	2	0	2	10	5	1	0	9	31	1	1	2
	Huntsville	.000	2	2	0	0	0	0	0	0	0	0	0	0	1	0	0	0
2015	Gary (IND)	.290	49	183	23	53	13	5	1	26	0	1	1	15	47	3	6	-
	Greys (IND)	.160	17	50	7	8	3	0	1	9	0	0	0	2	17	0	0	-
2016	Gary (IND)	.311	29	106	14	33	5	2	5	24	0	0	1	20	29	2	2	-
	Salem	.292	59	212	38	62	17	2	8	35	0	5	1	18	59	10	2	4
Minor League Totals		.264	191	652	91	172	33	9	17	99	6	8	5	50	179	26	14	30
Independent Lg. Totals		.277	95	339	44	94	21	7	7	59	0	1	2	37	93	5	8	-

SEXTON, Robby

LHP

HT: 6-0; **WT:** 225; **BATS:** Left; **THROWS:** Left; **BORN:** 4/29/1994 in Columbus, OH; **RESIDES:** Pataskala, OH; **SIGNED BY:** John Pyle; **ACQUIRED:** Red Sox 14th pick (14th round, 418th overall) in the 2016 June Draft.

2016: Started 6 games for the GCL Red Sox in pro debut...Posted a 1.80 ERA (4 ER/20.0 IP) with 23 SO and 1 BB...Recorded a team-low 0.80 WHIP...Posted career highs with 5.0 IP and 9 SO on 8/20 at the GCL Twins...**PERSONAL:** Returned from Tommy John surgery in 2016 and went 7-3 with a 3.15 ERA in 14 starts for Wright State University...Was named to the Horizon League All-Tournament Team, striking out 8 batters and allowing only 2 hits over 6.2 shutout innings to defeat the University of Wisconsin-Milwaukee in the winners' bracket final...Earned the win over Western Michigan in the NCAA Regional at Louisville.

YEAR	CLUB	W-L	ERA	G	GS	CG	SHO	SV	IP	H	R	ER	HR	HB	BB	SO	WP	BK
2016	GCL Red Sox	0-1	1.80	6	6	0	0	0	20.0	15	4	4	1	0	1	23	0	0

SHAWARYN, Michael Thomas (Mike)

RHP

HT: 6-2; **WT:** 200; **BATS:** Right; **THROWS:** Right; **BORN:** Carneys Point, NJ; **RESIDES:** Carneys Point, NJ; **SIGNED BY:** Chris Calciano; **ACQUIRED:** Red Sox 5th pick (5th round, 148th overall) in the 2016 June Draft.

Enters the 2017 season ranked by *Baseball America* as the Red Sox' No. 12 prospect...**2016:** Went 0-1 with a 2.87 ERA (5 ER/15.2 IP) over 6 starts for Short-A Lowell in pro debut...Tossed 6.0 scoreless innings over his final 2 outings of the season...**PERSONAL:** Left the University of Maryland holding career records in wins (30), strikeouts (307), and innings pitched (307.1)...As a junior in 2016, set the program's single-season records in wins (13) and strikeouts (138)...Named to the 2016 Big Ten All-Tournament Team after tossing his 3rd complete game of the season on 5/24 vs. Indiana in the tournament's opening game...Struck out 16 batters in his postseason outing vs. Indiana, including each of the first 6 he faced, both records for TD Ameritrade Park in Omaha, NE.

YEAR	CLUB	W-L	ERA	G	GS	CG	SHO	SV	IP	H	R	ER	HR	HB	BB	SO	WP	BK
2016	Lowell	0-1	2.87	6	6	0	0	0	15.2	15	6	5	0	0	7	22	1	0

SHEPHERD, James Chandler (Chandler) - See Page 211

RHP

SMITH, Dakota B.

RHP

HT: 5-10; **WT:** 195; **BATS:** Right; **THROWS:** Right; **BORN:** 10/25/1992 in Leavenworth, KS; **RESIDES:** Leavenworth, KS; **ACQUIRED:** Signed as a minor league free agent, 7/21/2016.

2016: Began the season with Gateway of the independent Frontier League before signing with the Red Sox on 7/21...Ranked T-2nd on Short-A Lowell in wins (5) and 2nd among starters in ERA (1.77)...Posted a 1.09 ERA (5 ER/41.1 IP) in his final 8 outings...Pitched 3 consecutive scoreless outings (2 starts) from 8/11-19 (13.0 IP)...**2015:** Pitched in 13 games (5 GS) for Gateway...**PERSONAL:** Attended Kansas University...Was an All-Big 12 Honorable Mention in 2014 and 2013...Posted a 3.67 ERA (11 ER/27.0 IP) in 19 career appearances with the Jayhawks.

YEAR	CLUB	W-L	ERA	G	GS	CG	SHO	SV	IP	H	R	ER	HR	HB	BB	SO	WP	BK
2015	Gateway (IND)	2-3	4.91	13	5	0	0	0	36.2	36	21	20	2	6	30	31	4	0
2016	Gateway (IND)	2-1	2.25	9	4	1	0	0	40.0	23	11	10	3	2	8	42	2	0
	Lowell	5-2	1.77	9	7	0	0	0	45.2	41	13	9	2	1	11	35	3	0
Independent Lg. Totals		4-4	3.52	22	9	1	0	0	76.2	59	32	30	5	8	38	73	6	0

Minor League Players, Continued

SMITH, Stephen Hunter (Hunter)

RHP

HT: 6-3; **WT:** 195; **BATS:** Right; **THROWS:** Right; **BORN:** 3/18/1994 in Whiteville, NC; **RESIDES:** Wake Forest, NC; **SIGNED BY:** Todd Gold; **ACQUIRED:** Signed as a non-drafted free agent, 6/23/2016.

2016: Combined with the GCL Red Sox and Short-A Lowell to go 4-0 with a 1.71 ERA (5 ER/26.1 IP) and 2 saves in pro debut...Was the only GCL pitcher to allow 0 ER and throw more than 15.0 innings...Struck out 6 batters over 3.0 scoreless innings on 7/29 at the GCL Twins...**PERSONAL:** Earned Academic All-SoCon honors as a senior at the University of North Carolina at Greensboro in 2016...Transferred from Gardner-Webb University after the 2014 season...Helped lead Whiteville (NC) High School to a 2-A state title in 2012.

YEAR	CLUB	W-L	ERA	G	GS	CG	SHO	SV	IP	H	R	ER	HR	HB	BB	SO	WP	BK
2016	GCL Red Sox	2-0	0.00	8	0	0	0	2	15.1	11	2	0	0	1	1	20	2	0
	Lowell	2-0	4.09	3	1	0	0	0	11.0	9	5	5	1	0	2	12	2	0
Minor League Totals		4-0	1.71	11	1	0	0	2	26.1	20	7	5	1	1	3	32	4	0

SMITH, Joshua Dwayne

LHP

HT: 6-3; **WT:** 200; **BATS:** Left; **THROWS:** Left; **BORN:** 10/11/1989 in Kansas City, MO; **RESIDES:** Pleasant Hill, MO; **SIGNED BY:** Matt Bimeal (Pirates); **ACQUIRED:** Selected in the Triple-A phase of the Rule 5 Draft, 12/8/2016.

2016: Made 49 relief appearances between Double-A Altoona (42) and Triple-A Indianapolis (7)...Set career highs in games (49), innings (64.2), strikeouts (68), and SO/9.0 IP (9.5)...**2015:** Finished 3rd on Altoona with 34 relief appearances...On the DL from 7/26-8/2...In 11 games after returning from the DL (15.1 IP), allowed 0 runs and 3 hits (.064 AVG)...**2014:** Went 4-2 with a 1.93 ERA (12 ER/56.0 IP) and 8 saves in 35 relief appearances for High-A Bradenton...Finished 2nd on the team in games and 3rd in ERA, saves, and WHIP (1.13)...Held opponents scoreless in 27 outings...**2013:** Missed majority of season on the DL (5/24-9/3)...**2012:** Debuted with Short-A State College after being selected by PIT in the 25th round of the June Draft...Tied for the team lead with 21 games...**PERSONAL:** Selected by CIN in the 21st round of the 2010 June Draft, but did not sign...Attended Lipscomb University in Nashville, TN...Selected to the 2010 All-Atlantic Sun Conference First Team.

YEAR	CLUB	W-L	ERA	G	GS	CG	SHO	SV	IP	H	R	ER	HR	HB	BB	SO	WP	BK
2012	State College	2-1	3.68	21	0	0	0	0	29.1	31	17	12	0	1	11	23	7	0
2013	West Virginia	1-1	6.75	13	0	0	0	1	24.0	30	19	18	1	2	10	17	1	1
	GCL Pirates	1-0	0.00	1	0	0	0	0	1.0	1	0	0	0	0	1	1	0	0
2014	Bradenton	4-2	1.93	35	0	0	0	8	56.0	38	13	12	1	5	25	51	3	1
2015	Altoona	1-4	5.29	34	0	0	0	0	47.2	42	29	28	3	7	34	31	2	0
2016	Altoona	2-2	6.44	42	0	0	0	2	57.1	61	44	41	8	6	30	61	5	0
	Indianapolis	0-2	7.36	7	0	0	0	0	7.1	13	9	6	1	1	4	7	0	0
Minor League Totals		11-12	4.73	153	0	0	0	11	222.2	216	131	117	14	22	115	191	18	2

SPOON, Joseph Tyler (Tyler)

OF/C

HT: 5-11; **WT:** 190; **BATS:** Right; **THROWS:** Right; **BORN:** 9/28/1992 in Fort Smith, AR; **RESIDES:** Van Buren, AR; **SIGNED BY:** Chris Mears; **ACQUIRED:** Red Sox 34th pick (35th round, 1,041st overall) in the 2015 June Draft.

2016: Spent majority of season with Single-A Greenville...Also played 7 games for Short-A Lowell during a rehab assignment...Made 20 starts at catcher and 10 at DH for Greenville...Posted a .988 fielding pct. in 25 starts at catcher between the 2 clubs...Recorded a career-high 3 hits on 6/12 vs. Augusta (3-for-5, 2 R, HR, RBI)...**2015:** Made pro debut between the GCL Red Sox and Short-A Lowell...Batted .357 (10-for-28) vs. LHP, .375 (9-for-24) with RISP, and .500 (6-for-12) with RISP and 2 outs...Threw out 4 of 12 (33%) attempted base stealers in 10 games (3 GS) at catcher...Also made 16 starts in the OF...Reached base in 16 of 17 games with the Spinners and hit safely in 15 of them...**PERSONAL:** Played baseball at the University of Arkansas...Twice named to the NCAA Regional All-Tournament team (2014-15)...Was a 2-time All-SEC Community Service Team selection...Also named to the SEC Spring Academic Honor Roll...Played baseball, basketball, and football at Van Buren (AR) High School...Selected by OAK in the 36th round of the 2014 June Draft, but did not sign.

YEAR	CLUB	AVG	G	AB	R	H	2B	3B	HR	RBI	SH	SF	HP	BB	SO	SB	CS	E
2015	GCL Red Sox	.143	13	35	5	5	0	0	0	3	0	0	1	3	6	0	0	0
	Lowell	.286	17	70	9	20	5	0	1	11	0	0	0	5	10	3	1	0
2016	Greenville	.224	30	107	11	24	2	0	2	9	0	1	1	7	31	1	1	3
	Lowell	.296	7	27	3	8	1	0	0	6	0	0	0	2	5	0	0	0
Minor League Totals		.238	67	239	28	57	8	0	3	29	0	1	2	17	52	4	2	3

STANKIEWICZ, Theodore J. (Teddy)

RHP

HT: 6-4; **WT:** 215; **BATS:** Right; **THROWS:** Right; **BORN:** 11/25/1993 in Tarrant County, TX; **RESIDES:** Keller, TX; **SIGNED BY:** Chris Mears; **ACQUIRED:** Red Sox 2nd pick (2nd round, 45th overall) in the 2013 June Draft.

2016: Spent entire season with Double-A Portland and led the team with 25 starts (7-7th in the Eastern League) and 135.2 IP...Ranked among team leaders with 2 CG (3rd) and 97 SO (2nd)...Named Red Sox Minor League Starting Pitcher of the Month for April after posting a 1.13 ERA (3 ER/24.0 IP), the 4th-lowest mark in the Eastern League...Had 18 SO, 4 BB, and a .183 opponent AVG (15-for-82) in 4 GS during the month...Was named Minor League Pitcher of the Week (8/1-7) after tossing Portland's 1st ever complete-game 1-hitter at Erie on 8/2...Retired the first 16 batters faced, allowing the only baserunner on a hit in the top of the 6th inning...**2015:** Spent entire season with High-A Salem, leading the club in innings (141.1) and ranking 2nd in starts (25)...Ranked 4th in the Carolina League in innings...Ranked 9th in the Red Sox organization in ERA (4.01)...Made 3 scoreless starts of at least 7.0 IP...Following the season, ranked by *Baseball America* as the No. 20 prospect in the system...Named CL Pitcher of the Week on 6/1 after allowing only 2 hits in 8.0 scoreless frames on 5/25 vs. Winston-Salem (BB, 4 SO)...Named CL Pitcher of the Week on 7/6 after tossing a 7.0-inning, complete-game shutout on 7/3 at Myrtle Beach...**2014:** Spent entire season with Single-A Greenville, leading the Drive in starts (tied, 25),

Player Development

Minor League Players, Continued

wins (11), innings (140.1), and strikeouts (102)...Tied for 4th in the South Atlantic League in wins...Named SAL Pitcher of the Week on 6/16 after allowing only 2 hits in 7.0 shutout innings on 6/11 vs. Charleston (0 BB, 6 SO)...Also allowed only 2 hits and 0 ER in his next start on 6/20 vs. Savannah...Following the season, ranked by *Baseball America* as the Sox' No. 20 prospect...**2013:** Made pro debut with Short-A Lowell...**PERSONAL:** Went 4-5 with a 2.52 ERA (17 ER/60.2 IP) at Seminole State College in 2013...Selected by the Mets in 2nd round of the 2012 June Draft out of Fort Worth Christian (TX) High School, but did not sign.

YEAR	CLUB	W-L	ERA	G	GS	CG	SHO	SV	IP	H	R	ER	HR	HB	BB	SO	WP	BK
2013	Lowell	0-0	2.29	9	9	0	0	0	19.2	17	6	5	1	1	2	15	1	0
2014	Greenville	11-8	3.72	25	25	0	0	0	140.1	141	64	58	9	2	29	102	8	1
2015	Salem	5-11	4.01	25	25	1	1	0	141.1	149	74	63	11	8	32	77	6	1
2016	Portland	5-9	4.71	25	25	2	1	0	135.2	142	74	71	16	7	39	97	5	1
Minor League Totals		21-28	4.06	84	84	3	2	0	437.0	449	218	197	37	18	102	291	20	3

STEEN, Kevin DeVarious

RHP

HT: 6-1; **WT:** 170; **BATS:** Right; **THROWS:** Right; **BORN:** 7/24/1996 in Oak Ridge, TN; **RESIDES:** Oak Ridge, TN; **SIGNED BY:** Danny Watkins; **ACQUIRED:** Red Sox 10th pick (9th round, 284th overall) in the 2014 June Draft.

2016: Led Short-A Lowell with 67.0 IP and was tied for the club lead with 14 starts...Held Tri-City scoreless on 3 hits over a career-high-tying 6.0 IP on 8/11, the longest scoreless outing of his career...**2015:** Went 3-2 with a 2.70 ERA (17 ER/56.2 IP), a .223 opponent AVG (47-for-211), and a 1.18 WHIP in 13 appearances (10 starts) between the GCL Red Sox and Short-A Lowell...Began the season in the GCL, throwing 4.0 hitless innings in his 1st outing on 6/24 at the GCL Rays...Earned the win in 4.0 scoreless innings of relief in each of his first 3 appearances (12.0 IP, 3 H)...Spent the remainder of the season as a starter...Transferred to Lowell on 8/3 and posted a 1.72 ERA (3 ER/15.2 IP) in his first 3 starts with the Spinners...**2014:** Made 3 appearances (2 starts) for the GCL Red Sox in his pro debut...**PERSONAL:** Graduated in 2014 from Oak Ridge (TN) High School, where he also played basketball...Had committed to play baseball at the University of Tennessee.

YEAR	CLUB	W-L	ERA	G	GS	CG	SHO	SV	IP	H	R	ER	HR	HB	BB	SO	WP	BK
2014	GCL Red Sox	0-1	4.50	3	2	0	0	0	6.0	8	4	3	0	0	2	5	2	0
2015	GCL Red Sox	3-1	1.82	6	3	0	0	0	24.2	18	8	5	1	2	4	24	0	0
2016	Lowell	0-1	3.38	7	7	0	0	0	32.0	29	12	12	1	3	16	23	4	0
2016	Lowell	3-5	5.37	14	14	0	0	0	67.0	70	44	40	4	5	42	41	6	0
Minor League Totals		6-8	4.16	30	26	0	0	0	129.2	125	68	60	6	10	64	93	12	0

STUDDARD, Granger

OF

HT: 6-1; **WT:** 200; **BATS:** Left; **THROWS:** Right; **BORN:** 2/14/1995 in Austin, TX; **RESIDES:** Buda, TX; **SIGNED BY:** Tim Collinsworth; **ACQUIRED:** Red Sox 22nd pick (22nd round, 658th overall) in the 2016 June Draft.

2016: Played 13 games for the GCL Red Sox in pro debut...**PERSONAL:** Batted .285 with 4 HR as a junior at Texas State University...Was named to the All-Sun Belt Conference Second Team as a sophomore in 2015.

YEAR	CLUB	AVG	G	AB	R	H	2B	3B	HR	RBI	SH	SF	HP	BB	SO	SB	CS	E
2016	GCL Red Sox	.143	13	35	5	5	1	0	0	1	0	1	1	7	15	1	0	0

STURGEON, Cole Michael

OF

HT: 6-0; **WT:** 180; **BATS:** Left; **THROWS:** Left; **BORN:** 9/17/1991 in Owensboro, KY; **RESIDES:** Owensboro, KY; **SIGNED BY:** John Pyle; **ACQUIRED:** Red Sox 11th pick (10th round, 314th overall) in the 2014 June Draft.

2016: Spent the majority of the season with Double-A Portland...Also played 2 games for Triple-A Pawtucket (4/14-16)...Played OF in 114 of his 119 games between the 2 clubs, posting a .985 fielding pct. with a career-high 11 assists...Led Portland with 117 games and 427 AB...Ranked 2nd on the Sea Dogs with 114 hits and 158 total bases...Hit .315 (69-for-219) in 61 home games...Batted .333 (29-for-87) in July...**2015:** Hit .245 (103-for-420) in 116 games between High-A Salem and Double-A Portland, appearing in 2 stints with each club...Made 46 starts in RF, 32 in CF, and 23 in LF, combining to record 10 assists and 2 DP in 104 OF games...Transferred to Portland on 6/6...Made his 1st professional pitching appearance and earned the win on 7/2 vs. New Hampshire, allowing only 1 hit in 3.0 IP after moving from RF in the 14th inning...Also led off the 16th inning of that game with a single and scored the winning run in Portland's 6-5, walk-off victory...Returned to Salem on 7/22...Hit .337 (29-for-86) in his final 23 games with Salem beginning 7/30...Transferred to Portland on 8/26 and spent the remainder of the season there...**2014:** Combined with Short-A Lowell and Single-A Greenville to hit .283 (60-for-212)...Hit a walk-off RBI double in the 15th inning of Greenville's 4-3 win over Augusta on 8/4...With the Drive, hit .354 (29-for-82) with runners on base and .408 (20-for-49) with RISP...**PERSONAL:** Played baseball for 4 seasons at the University of Louisville...Hit .312 with a .394 OBP in 233 career games (217 starts) and produced a 3.09 ERA in 63 relief appearances...Was a 3-time All-Conference selection (2012-14)...Named Most Outstanding Player of the 2014 Louisville Regional...Helped Louisville earn 2 College World Series berths...Helped Wareham win the 2012 Cape Cod League title, hitting .367 in 7 playoff games...Attended Owensboro Catholic (KY) High School, where he hit at least .370 and produced a sub-1.00 ERA in each of his final 3 seasons...Participated in the 2009 World Wood Bat Association 17U National Championship in Marietta, GA.

YEAR	CLUB	AVG	G	AB	R	H	2B	3B	HR	RBI	SH	SF	HP	BB	SO	SB	CS	E
2014	Lowell	.276	7	29	3	8	0	2	0	5	0	0	1	0	5	2	0	1
	Greenville	.284	48	183	28	52	10	0	2	25	2	2	3	16	31	4	1	2
2015	Salem	.265	76	287	34	76	14	2	3	26	4	1	1	18	40	10	3	5
	Portland	.203	40	133	13	27	8	1	0	7	5	1	0	5	30	3	3	1
2016	Portland	.267	117	427	36	114	18	4	6	40	2	0	5	23	61	6	9	4
	Pawtucket	.333	2	9	2	3	2	0	0	1	0	0	0	0	1	0	0	0
Minor League Totals		.262	290	1068	116	280	52	9	11	104	13	4	10	62	168	25	16	13

Minor League Players, Continued

SUAREZ, Kervin Eduardo

INF/OF

HT: 165; **WT:** 5-11; **BATS:** Switch; **THROWS:** Right; **BORN:** 12/19/1998 in San Felipe, VZ; **RESIDES:** San Felipe, VZ; **SIGNED BY:** Eddie Romero and Ernesto Gomez; **ACQUIRED:** Signed as an international free agent, 7/2/2015.

2016: Spent entire season with the DSL Red Sox1...Led the club in steals (18-for-25)...Made 29 starts at 2B, 15 in CF, 12 at SS, and 4 at 3B...Hit .310 (31-for-100) in 25 games in July...Hit safely in 12 consecutive games from 6/30-7/13, batting .388 (19-for-49, 13 R) during the span...Hit a game-winning, 9th-inning HR on 7/4 at the DSL Phillies.

YEAR	CLUB	AVG	G	AB	R	H	2B	3B	HR	RBI	SH	SF	HP	BB	SO	SB	CS	E
2016	DSL Red Sox1	.274	66	259	40	71	11	3	1	25	1	0	7	21	58	18	7	15

TAVERAS, German Luis

RHP

HT: 6-2; **WT:** 180; **BATS:** Right; **THROWS:** Right; **BORN:** 2/15/1993 in Santo Domingo, DR; **RESIDES:** Santo Domingo, DR; **SIGNED BY:** Manny Nanita and Craig Shipley; **ACQUIRED:** Signed as an international free agent, 5/7/2011.

2016: Made 11 appearances (1 start) with High-A Salem before being placed on the DL on 5/22...Reinstated on 6/4 before returning to the DL again on 8/4...Made 5 rehab appearances for the GCL Red Sox from 8/18-9/1...**2015:** Spent the season with High-A Salem, ranking 3rd on the team in appearances (30)...Had the 4th-lowest opponent AVG among Carolina League relievers (.237, 53-for-224)...Held righties to a .227 AVG and a .294 SLG (27-for-119, 0 HR)...Made 15 scoreless appearances, including 9 of at least 2.0 IP...Posted a 1.56 ERA (3 ER/17.1 IP) in his final 9 appearances beginning 7/25...**2014:** Combined with Short-A Lowell and Single-A Greenville to go 3-2 with a 3.63 ERA (18 ER/44.2 IP) in 18 relief appearances...Was 5-for-5 in save opportunities with the Drive...Was on the DL from 8/31 through the remainder of the season...**2013:** Made 8 scoreless appearances for the GCL Red Sox...Allowed 4 ER in 22.0 IP (1.64 ERA) over his final 11 outings of the year...**2012:** Returned to the DSL Red Sox, finishing 2nd on the club in appearances (16)...**2011:** Made pro debut in 5 games for the DSL Red Sox...Recorded a save in 1st career appearance on 6/24 vs. the DSL Yankees2.

YEAR	CLUB	W-L	ERA	G	GS	CG	SHO	SV	IP	H	R	ER	HR	HB	BB	SO	WP	BK
2011	DSL Red Sox	0-1	2.08	5	0	0	1	13.0	9	3	3	0	1	1	9	5	3	0
2012	DSL Red Sox	0-1	5.88	16	0	0	0	1	26.0	26	20	17	1	1	15	17	3	1
2013	GCL Red Sox	3-2	2.75	16	0	0	0	1	36.0	30	13	11	0	2	9	30	6	0
2014	Lowell	3-1	2.76	7	0	0	0	0	16.1	9	5	5	0	1	5	17	1	0
	Greenville	0-1	4.13	11	0	0	0	5	28.1	28	15	13	4	2	13	19	1	0
2015	Salem	4-4	5.04	30	0	0	0	2	60.2	53	41	34	3	3	35	48	6	3
2016	Salem	1-0	9.38	25	1	0	0	0	47.0	59	53	49	6	0	34	33	14	0
	GCL Red Sox	0-0	0.87	5	0	0	0	0	10.1	10	3	1	0	0	0	9	0	0
Minor League Totals		11-10	5.04	115	1	0	0	10	237.2	224	153	133	14	10	120	178	34	4

TAYLOR, Benjamin Alan (Ben) - See Page 217

RHP

TOBIAS, Joshua Henry James (Josh)

INF/OF

HT: 5-9; **WT:** 195; **BATS:** Switch; **THROWS:** Right; **BORN:** 11/23/1992 in Greensboro, NC; **RESIDES:** Greensboro, NC; **SIGNED BY:** Alan Marr (Phillies); **ACQUIRED:** From the Philadelphia Phillies in exchange for RHP Clay Buchholz, 12/20/2016.

2016: Split the season between Single-A Lakewood (93 G) and High-A Clearwater (34 G), combining for a .291/.362/.422 line with 70 R, 31 2B, 3 3B, 9 HR, 69 RBI, and 10 SB...Named a South Atlantic League mid- and postseason All-Star...Finished among Lakewood leaders in hits (3rd, 111), 2B (2nd, 24), 3B (T-1st, 3), and RBI (3rd, 55) despite being transferred on 7/27...Hit .368 (14-for-38, 3 2B, HR) in his first 10 games with Clearwater...Hit .331 (39-for-118) vs. LHP...Played 109 games at 2B and 7 in LF...**2015:** Named a Short-Season All-Star by *Baseball America*...Led Short-A Williamsport with 77 hits, 19 2B, 3 3B (tied), 37 RBI, a .475 SLG, and an .837 OPS in 61 games...Ranked 2nd on the club with 12 SB.

YEAR	CLUB	AVG	G	AB	R	H	2B	3B	HR	RBI	SH	SF	HP	BB	SO	SB	CS	E
2015	Williamsport	.321	61	240	31	77	19	3	4	37	0	3	3	14	42	12	10	9
2016	Lakewood	.304	93	365	49	111	24	3	7	55	2	4	13	31	59	6	4	11
	Clearwater	.254	34	126	21	32	7	0	2	14	1	4	3	12	30	4	1	3
Minor League Totals		.301	188	731	101	220	50	6	13	106	3	11	19	57	131	22	15	23

TOVAR, Carlos Eduardo

INF

HT: 5-11; **WT:** 170; **BATS:** Right; **THROWS:** Right; **BORN:** 8/20/1995 in Maturin, VZ; **RESIDES:** Maturin, VZ; **SIGNED BY:** Ramon Mora; **ACQUIRED:** Signed as an international free agent, 7/20/2013.

2016: Spent the entire season with Short-A Lowell, appearing in 40 games at SS (39 GS) and 19 games at 2B (all starts)...Named a New York-Penn League mid-season All-Star, going 1-for-2 with a run in the game...Hit .330 (35-for-106) with 9 2B, 2 HR, and 28 RBI with runners on base and was 23-for-67 (.343) with RISP...Following the season, appeared in 17 games for Anzoategui of the Venezuelan Winter League...**2015:** Hit .246 (17-for-69) between the GCL Red Sox and Short-A Lowell...**2014:** Made pro debut with the DSL Red Sox, leading the club in games (tied, 65), runs (46), and BB (36)...Made 60 starts at SS, 4 at 2B, and 1 at 3B...Scored 4 runs in his 1st game...Went 1-for-1 with 4 BB on 6/10 vs. the DSL Rojos.

YEAR	CLUB	AVG	G	AB	R	H	2B	3B	HR	RBI	SH	SF	HP	BB	SO	SB	CS	E
2014	DSL Red Sox	.241	65	245	46	59	10	3	2	22	6	2	7	36	44	11	4	14
2015	GCL Red Sox	.250	18	60	7	15	3	0	0	5	1	1	0	3	16	5	1	6
	Lowell	.222	4	9	3	2	0	0	0	2	1	1	0	1	2	2	0	1
2016	Lowell	.287	58	209	28	60	14	2	2	28	2	4	2	11	42	1	3	14
Minor League Totals		.260	145	523	84	136	27	5	4	57	10	8	9	51	104	19	8	35

Player Development

Minor League Players, Continued

TRAVIS, Samuel John (Sam) - See Page 221

1B

TUBBS, Tucker Bond

1B

HT: 6-3; **WT:** 212; **BATS:** Right; **THROWS:** Right; **BORN:** 9/11/1992 in Memphis, TN; **RESIDES:** Collierville, TN; **SIGNED BY:** Danny Watkins; **ACQUIRED:** Red Sox 8th pick (9th round, 261st overall) in the 2015 June Draft.

2016: Spent the entire season with Short-A Lowell, starting 36 games at 1B (.990 fielding pct., 3 E/297 TC)...Also made 2 relief appearances (1.2 IP, 0 ER)...Ranked 2nd on the team with 6 HR...Recorded the only multi-HR game of his career on 8/21 vs. Brooklyn (2 HR)...**2015:** Spent entire season with Short-A Lowell...Posted a .989 fielding pct. in 33 games (30 starts) at 1B (3 E/282 TC)...Hit 1st career HR on 7/6 at Tri-City...Made his lone pitching appearance on 8/31 vs. Hudson Valley (1.0 IP, 3 H, 50)...**PERSONAL:** Graduated from the University of Memphis...Was the baseball program's 1st-ever Academic All-America First Team honoree...Played in 203 career games with the Tigers...Ranked T-7th in D1 with 17 HR as a senior in 2015, also batting .305 with 55 RBI, a .601 SLG, and a .992 fielding percentage...Was also a 3-time all-district honoree at Collierville (TN) High School as the football team's starting quarterback, free safety, kicker, and punter.

YEAR	CLUB	AVG	G	AB	R	H	2B	3B	HR	RBI	SH	SF	HP	BB	SO	SB	CS	E
2015	Lowell	.216	47	153	24	33	8	2	1	14	2	4	4	17	33	3	1	3
2016	Lowell	.238	42	143	20	34	11	1	6	23	0	2	3	20	31	1	1	3
Minor League Totals		.226	89	296	44	67	19	3	7	37	2	6	7	37	64	4	2	6

VALENTIN, Yomar

INF

HT: 5-8; **WT:** 145; **BATS:** Switch; **THROWS:** Right; **BORN:** 12/26/1997 in Manati, Puerto Rico; **RESIDES:** Manati, Puerto Rico; **SIGNED BY:** Edgar Perez; **ACQUIRED:** Red Sox 19th pick (20th round, 591st overall) in the 2015 June Draft.

2016: Spent the season with the GCL Red Sox, appearing in 21 games at 2B (16 GS) and 12 at SS (11 GS)...Hit his 1st professional HR on 7/21 at the GCL Orioles...**2015:** Spent his debut season with the GCL Red Sox...Reached base in 23 of his 24 games...Had a 12-game hitting streak from 7/30-8/22...Made 21 starts at SS and 1 at 3B...**PERSONAL:** Attended the Puerto Rico Baseball Academy...Is the son of former infielder Jose Valentin, who played 16 MLB seasons from 1992-2007.

YEAR	CLUB	AVG	G	AB	R	H	2B	3B	HR	RBI	SH	SF	HP	BB	SO	SB	CS	E
2015	GCL Red Sox	.233	24	86	15	20	3	1	0	7	3	0	1	9	12	1	0	12
2016	GCL Red Sox	.220	33	91	13	20	4	1	1	10	1	3	0	12	19	2	2	8
Minor League Totals		.226	57	177	28	40	7	2	1	17	4	3	1	21	31	3	2	20

WALDEN, Marcus Walter - See Page 226

RHP

WASHINGTON, Kyri Divonte

OF

HT: 5-11; **WT:** 220; **BATS:** Right; **THROWS:** Right; **BORN:** 7/11/1994 in Farmville, VA; **RESIDES:** Cullen, VA; **SIGNED BY:** Chris Calciano; **ACQUIRED:** Red Sox 22nd pick (23rd round, 681st overall) in the 2015 June Draft.

2016: Spent the season with Single-A Greenville, ranking 3rd in HR (16) and RBI (73) among Red Sox minor leaguers...Led the club in RBI (T-6th in the South Atlantic League) with a .487 SLG (3rd in SAL) and 9 3B (T-3rd in SAL)...Was named Red Sox Minor League Hitter of the Month for June (.318 AVG, 21-for-66, 9 R, 6 2B, 3B, 5 HR, 24 RBI)...His 24 RBI in June were the 3rd-most among all Class A batters...Recorded a career-high 4 RBI on 4/18 at Hickory (3-for-5, R, HR)...**2015:** Combined with the GCL Red Sox and Short-A Lowell to hit .263 (31-for-118) in 35 games...Hit .432 and slugged .730 with RISP (16-for-37, 6 2B, 3B, HR)...Drove in at least 1 run in 5 straight games for Lowell from 7/30-8/5 (9 RBI)...**PERSONAL:** Played baseball for 3 seasons at Longwood University (VA)...Led the team in HR (15), RBI (52), runs (40), SLG (.548), and BB (25) as a junior in 2015...Hit .455 with 7 HR as a senior at Grafton HS (VA), earning Bay Rivers District Player of the Year honors.

YEAR	CLUB	AVG	G	AB	R	H	2B	3B	HR	RBI	SH	SF	HP	BB	SO	SB	CS	E
2015	GCL Red Sox	.263	11	38	6	10	1	0	1	7	0	0	0	6	11	0	1	0
	Lowell	.263	24	80	13	21	8	1	0	15	0	2	1	8	29	4	1	0
2016	Greenville	.262	103	382	51	100	20	9	16	73	1	5	4	33	121	16	7	2
Minor League Totals		.262	138	500	70	131	29	10	17	95	1	7	5	47	161	20	9	2

WEEMS, Jordan Blake

RHP

HT: 6-3; **WT:** 175; **BATS:** Left; **THROWS:** Right; **BORN:** 11/7/1992 in Columbus, GA; **RESIDES:** Columbus, GA; **SIGNED BY:** Tim Hyers; **ACQUIRED:** Red Sox 6th pick (3rd round, 111th overall) in the 2011 June Draft.

2016: Split the season between Double-A Portland, Short-A Lowell, and the GCL Red Sox...Began the season at 1B with Portland, playing in 22 games before transitioning to a relief pitcher...Between Lowell and the GCL, went 3-0 with a 3.58 ERA (13 ER/32.2 IP)...**2015:** Combined with High-A Salem and Double-A Portland to hit .244 (42-for-172) in 48 games...Threw out 14 of 71 (20%) attempted base stealers in 45 games at catcher...Placed on the DL from 5/2-6/13...**2014:** Combined with Single-A Greenville and Salem to hit .220 (54-for-245) in 74 games...Placed on the DL on 8/6 and missed the rest of the season...**2013:** Returned to Single-A Greenville, appearing in 61 games at catcher...Placed on the DL on 7/26 for the remainder of the season...**2012:** Made full-season debut with Greenville...Caught 26 of 119 (22%) attempted base stealers in 68 games behind the plate...**2011:** Reported to the GCL Red Sox on 8/3 and made pro debut in 14 games...Caught 10 of 24 (42%) attempted base stealers...**PERSONAL:** Batted .443 with 6 HR and 26 RBI in 39 games for Columbus (GA) High School in 2011...Led team to 2nd consecutive Georgia High School Association Class AAA State Championship in 2011...His father, Rick, was a minor league catcher in the STL organization from 1980-82.

YEAR	CLUB	W-L	ERA	G	GS	CG	SHO	SV	IP	H	R	ER	HR	HB	BB	SO	WP	BK
2016	GCL Red Sox	1-0	1.06	8	0	0	0	0	17.0	6	2	2	0	1	4	10	1	0
	Lowell	2-0	6.32	11	0	0	0	1	15.2	19	12	11	2	0	8	20	7	0
Minor League Totals		3-0	3.58	19	0	0	0	1	32.2	25	14	13	2	1	12	30	8	0

Minor League Players, Continued

WITTE, Jantzen Connery

INF

HT: 6-2; **WT:** 195; **BATS:** Right; **THROWS:** Right; **BORN:** 1/4/1990 in Arlington, TX; **RESIDES:** Fort Worth, TX; **SIGNED BY:** Gregg Miller; **ACQUIRED:** Red Sox 24th pick (24th round, 713th overall) in the 2013 June Draft.

2016: Played the majority of the season with Triple-A Pawtucket...Began the season with Double-A Portland, batting .359 (14-for-39) with 6 R, 2B, 2 HR, and 7 RBI over 11 games...Transferred to Pawtucket on 4/18...Played 100 games for the PawSox, starting at 3B in 93 (.980 fielding pct.)...His 29 2B ranked 2nd on Pawtucket and T-10th in the International League...Was among club leaders with 357 AB (4th), 43 R (4th), 92 H (4th), 129 TB (4th), and 31 BB (2nd)...Batted .297 (27-for-91) vs. LHP...**2015:** Named an Eastern League mid-season All-Star, but missed the 2nd half of the season with a broken left wrist...Hit 25 2B before the break, most in the EL and tied for most in all of Double-A...Recorded a .363 OBP...Posted a .347 AVG/.429 OBP/.542 SLG line vs. LHP (25-for-72, 6 2B, 3B, 2 HR, 11 BB, 6 SO)...Made 50 starts at 1B (.993 fielding pct.) and 30 at 3B (.962)...On 5/3 at Reading, went 4-for-5 with 2 2B, HR, 3 RBI, and 2 R...Reached base in each of his final 12 games before the All-Star break...Was the starting 3B in the EL All-Star Game on 7/15 at Hadlock Field (0-for-2)...In his 1st game after the break (7/16 at New Hampshire), was hit by a pitch in the 1st inning...Remained in the game and played the bottom half of the frame at 3B, but was removed after the inning...Placed on the DL the next day and missed the remainder of the season...**2014:** Combined with Single-A Greenville and High-A Salem to hit .312 (153-for-490) with a .379 OBP and a .500 SLG...Named a South Atlantic League mid-season All-Star...Led all minor leaguers in sacrifice flies (13) and ranked 4th in 2B (44)...Led Red Sox minor leaguers in hits and 2B...Hit .373 (47-for-126) vs. LHP...Played his first 65 games with the Drive and led the club in AVG (.330)...Hit .388 (66-for-170) during a 47-game stretch from 4/11-6/2, leading all minor leaguers in 2B (23) and XBH (31) and ranking 2nd in AVG and RBI (tied, 45) in that span...Hit 2 HR on 4/25 vs. Lexington, his 1st career homers...Named SAL Player of the Week on 5/12...At the time of his promotion to Salem on 6/19, ranked 2nd among Single-A players in RBI (tied, 54) and OPS (.972), 3rd in SLG (.554), 4th in AVG (.330), and 6th in runs (50)...Played his final 65 games with Salem...**2013:** Played in 13 games for the GCL Red Sox before a 7/10 promotion to Short-A Lowell (20 G) in his 1st pro season...Placed on the DL on 8/14 for the rest of the year...**PERSONAL:** Named Big 12 Co-Scholar Athlete of the Year, 2nd-Team All-Big 12, and 1st-Team Academic All-Big 12 as a senior for Texas Christian University in 2013...Started all 57 of the Horned Frogs' games, hitting .293 (61-for-208) with 15 2B, 2 3B, 3 HR, and 34 RBI.

YEAR	CLUB	AVG	G	AB	R	H	2B	3B	HR	SH	SF	HP	BB	SO	SB	CS	E
2013	GCL Red Sox	.244	13	41	2	10	2	1	0	7	0	0	6	9	1	0	0
	Lowell	.121	20	66	6	8	3	0	0	3	0	0	4	3	15	0	0
2014	Greenville	.330	65	233	50	77	24	2	8	54	0	8	5	36	56	4	3
	Salem	.296	65	257	21	76	20	4	4	39	0	5	2	18	41	2	1
2015	Portland	.283	85	314	36	89	25	2	4	48	0	5	6	36	47	3	6
2016	Portland	.359	11	39	6	14	1	0	2	7	0	1	0	8	4	0	1
	Pawtucket	.258	100	357	43	92	29	1	2	25	0	1	6	31	58	5	4
Minor League Totals		.280	359	1307	164	366	104	10	20	183	0	20	23	138	230	15	11

ZANDONA, Daniel Vincent

RHP

HT: 6-1; **WT:** 200; **BATS:** Right; **THROWS:** Right; **BORN:** 2/27/1993 in Woodland Hills, CA; **RESIDES:** Santa Barbara, CA; **SIGNED BY:** Jim Woodward; **ACQUIRED:** Red Sox 20th pick (21st round, 621st overall) in the 2015 June Draft.

2016: Spent the season with Short-A Lowell and allowed the 4th-fewest baserunners per 9.0 innings in the New York-Penn League (8.87)...Led Lowell with 6 wins...Limited opposing batters to a .207 AVG (43-for-208)...Named NYPL Pitcher of the Week (8/22-28) after allowing 1 ER over 11.0 IP (0.82 ERA)...After the All-Star break, went 3-1 with a 1.80 ERA (4 ER/20.0 IP)...**2015:** Spent debut season with Short-A Lowell...**PERSONAL:** Played baseball for 4 seasons at California Polytechnic State University...Earned the team's Jim Newkirk Fireman's Award as a senior (39.2 IP, 63 SO)...Hit .421 and went 10-1 with a 1.29 ERA as a senior at Santa Barbara (CA) High School...Named to the All-Channel League First Team as a junior and named the league's MVP as a senior, leading his team to league titles in 2010 and 2011.

YEAR	CLUB	W-L	ERA	G	GS	SHO	SV	IP	H	R	ER	HR	HB	BB	SO	WP	BK
2015	Lowell	1-0	5.46	16	0	0	0	28.0	32	20	17	4	2	7	24	6	0
2016	Lowell	6-2	2.88	16	2	0	0	56.1	43	22	18	4	1	12	44	4	0
Minor League Totals		7-2	3.74	32	2	0	0	84.1	75	42	35	8	3	19	68	10	0

Notes



MEDIA INFORMATION

Chris Sale addressed the media at JetBlue Park in Fort Myers on Feb. 15, 2017

Red Sox Media Relations



Kevin Gregg
Senior Director,
Media Relations



Abby DeCiccio
Senior Manager,
Media Relations



Justin Long
Manager,
Media Relations &
Baseball Information



Chris Gilligan
Coordinator,
Media Relations



Daveson Perez
Assistant, Media
Relations/Translator



Mikio Yoshimura
Japanese Media
Liaison



Zineb Curran
Senior Director,
Corporate
Communications



Mike Ivins
Senior Manager
of Photography



Our beloved friend and colleague, Dick Bresciani, passed away in November 2014. In recognition of his decades of contributions to Red Sox baseball, the Fenway Park press box was dedicated as the Dick Bresciani "Bresh Box" Press Box the following April.

Media Information

MEDIA RELATIONS PHONE/FAX: 617-226-6613

CREDENTIAL PICKUP: All media credentials may be picked up at the Fenway Park Media Entrance at Gate D on Level G (street level), located near the corner of Yawkey Way and Van Ness Street. Gate D will open 4 hours before game time.

MAIN PRESS BOX: The Main Press Box is located directly behind home plate on Level 5. The press box may be reached by taking the elevators or ramps located inside Gate D. Only media with proper credentials will be allowed access to the 5th floor press area.

PRESS DINING: Press dining is located on Level 5 in the press area and is available to accredited media at \$12 per person. Press Dining will open 3 hours prior to the start of the game and will remain open for 1 hour after 1st pitch.

CLUBHOUSES: The Red Sox clubhouse is located on Level G, near sections 15 and 16 on the first base side. The visitors' clubhouse is located on Level G, near sections 25 and 26 on the third base side.

PHOTO LOCATIONS: Assigned photo locations are located in permanent camera wells on the outfield side of both dugouts. Wireless transmission capabilities are available in all photo locations.


INTERVIEW ROOMS: All pre- and post-game interviews will be held in the Red Sox regular Interview Room above the home clubhouse. The Interview Room may be accessed by taking the ramp near Gate D to the Mezzanine Level (between Level G and Level 2) or by taking the center elevator on the Gate D elevator bank (accessible from the press level going down or from Gate D and the ground level going up) to the Mezzanine M Level.

PRESS BOX INTERNET/TELEPHONE INFO: The Red Sox will provide high-speed wired and wireless internet access free of charge at Fenway Park. For internet log-in information, please contact a Red Sox media relations representative.

ADDITIONAL RED SOX MEDIA INFO: Media can access Red Sox game day information at <http://pressroom.redsox.com>. This online media portal includes daily press clippings, game notes and minor league reports as well as additional pertinent information on home game dates. Media can also follow the Red Sox Media Relations department on Twitter at @BostonRedSoxPR.

Red Sox on NESN

NESN (New England Sports Network), the official home of the Boston Red Sox, is in its 34th year of carrying Red Sox baseball. Consistently one of the top rated regional sports networks in the country, NESN's Red Sox coverage includes one hour of pre- and post-game programming before and after every game as well as three original, daily news shows that include exclusive Red Sox content. Veteran play-by-play announcer Dave O'Brien enters his second season with NESN and will be joined again by Red Sox Hall of Famer Jerry Remy, Baseball Hall of Famer Dennis Eckersley, and former Red Sox and national baseball analyst Steve Lyons. Tom Caron is in his 14th year as host of NESN's pre- and post-game coverage. He will be joined by an All-Star line-up of studio analysts that includes Eckersley, Lyons, MLB Hall of Famer Jim Rice, and Red Sox Hall of Famer Tim Wakefield.



DAVE O'BRIEN enters his 27th year of Major League Baseball broadcasting, his second in NESN's play-by-play role after nine seasons in the Red Sox radio booth. O'Brien also announces NCAA basketball for ESPN, where he has handled a variety of play-by-play roles, and called MLB International's coverage of the American League Championship Series and World Series from 2004-09. He worked as both a radio and television announcer for the Florida Marlins from 1993-2001 and broadcast television games for the New York Mets from 2003-05. O'Brien has also done play-by-play for the Atlanta Braves (1990-91) as well as college football and basketball action for the University of Georgia and University of Miami. The Quincy, MA native is a Syracuse University graduate.



JERRY REMY (Twitter: @Jerry_Remy) has served as the Red Sox color analyst on NESN since 1988, announcing over 3,900 Red Sox games during his career. With almost 40 years of service to the Red Sox organization, Remy was elected to the Red Sox Hall of Fame in 2006 for his playing and broadcasting accomplishments. A native of Somerset, MA, Remy was an infielder for 10 years in the majors with the Angels (1975-77) and Red Sox (1978-84), posting a career .275 batting AVG and 208 stolen bases in 1,154 games. During his career he played with 7 Baseball Hall of Famers and 12 Red Sox Hall of Famers. In September of 2007, Remy was elected President of Red Sox Nation through online voting.



DENNIS ECKERSLEY (Twitter: @Eck43) has been at NESN since 2003 and will split time between the broadcast booth and pre/post-game shows. He was elected into Baseball's Hall of Fame in 2005 after pitching 24 seasons in the major leagues with 5 teams (Indians, Red Sox, Cubs, A's, and Cardinals), including two different stints with the Red Sox (1978-84, 1998). He spent the first 12 years of his career as a starting pitcher then moved to the bullpen to become one of the most dominant closers in the game. During a 5-year stretch beginning in 1988, Eckersley averaged 44 saves, a 1.88 ERA, more than 1 strikeout per inning, and less than 1 walk per 9 innings. In 1992, Eckersley became only the second relief pitcher to win both the AL MVP and Cy Young Award in the same year. The 6-time All-Star has served as a postseason studio and game analyst for TBS since 2008.



TOM CARON (Twitter: @TomCaron) enters his 16th season as a member of NESN's Red Sox broadcasts, and his 14th season as host of the pre- and post-game shows. The Lewiston, ME native joined NESN in 1995 and has served as a Red Sox field reporter, studio host for Boston Bruins hockey, and play-by-play announcer for the Beanpot and Hockey East. Before joining NESN, he served as a sports anchor in Plattsburgh, NY; Hanover, NH; and Portland, ME. In 1993, he joined the Portland Pirates of the AHL as play-by-play announcer and communications director and was inducted into the team's Hall of Fame in 2014. Caron is involved in many local and regional charities, including Mass Mentoring, Good Sports, Inc., the Run to Home Base Program, and the Red Sox Foundation.



STEVE LYONS is in his fourth season as a Red Sox analyst on NESN. He will split time between pre/post-game shows and the broadcast booth. A three-time national Emmy award-winning broadcaster, he also serves as a baseball analyst on daily sports news shows NESN Live, NESN Sports Today, and NESN Sports Update. Selected by the Red Sox in the first round (19th overall) in the 1981 June Draft out of Oregon State, Lyons played nine seasons in the major leagues (1985-93) with four different teams, including four stints in Boston. Voted the 1995 10th Player Award winner by Red Sox fans, he played at least one game at every position during his career, spending most of his time in CF (237 G) and at 3B (229 G). Lyons began his broadcasting career in 1996 with FOX Sports and has worked for both the FOX national and regional networks as a game analyst, studio analyst, and studio host. During his 11 years on FOX's national broadcast, he worked in the booth or on pre- and post-game shows for the Divisional Series, Championship Series, and World Series. He also spent 9 years with the Los Angeles Dodgers as a pre- and post-game host and game announcer.

Red Sox on NESN, Continued



JIM RICE is in his 15th year as a pre/post-game analyst on NESN (since 2003). In 2009, he became the 32nd member of the Red Sox to be elected into the National Baseball Hall of Fame. Rice played 16 seasons in the major leagues, all with Boston. The eight-time All-Star finished his career with a .298 batting AVG, 382 home runs, and 1,451 RBI. Rice was voted the AL MVP in 1978 and helped lead the Red Sox to two AL pennants (1975 and 1986). He ranks third behind only Ted Williams and Carl Yastrzemski on the Red Sox all-time leaders list in hits and total bases, and fourth in home runs and RBI. Since retiring after the 1989 season, Rice has remained active in the Red Sox organization, serving as a minor league hitting instructor from 1992-1994 before joining the parent club as hitting coach from 1995-2000. He currently serves as a special organizational instructor for the team.



TIM WAKEFIELD (Twitter: @TimWakefield49) joined NESN's pre/post-game team in 2012 after his final season in baseball in 2011. His 19-year MLB career included 17 years as a popular member of the Red Sox (1995-2011). He ended his career with 200 wins, 186 of them with Boston, which ranks third behind only Cy Young and Roger Clemens on the Red Sox all-time career win list. He was the American League Comeback Player of the Year in 1995, an All-Star in 2009, and a two-time World Series Champion. He was also honored as a champion off the field as one of the most charitable players in the league, winning the Roberto Clemente Award in 2010 after being nominated eight times during his career. He has continued working closely with the Red Sox, and currently serves as a special assignment instructor as well as honorary chairman of the Red Sox Foundation. He was inducted into the Red Sox Hall of Fame in May of 2016.



GUERIN AUSTIN (Twitter: @GuerinAustin) enters her third season as NESN's Boston Red Sox sideline reporter. Austin joined NESN in September of 2014 and served as the network's Boston Bruins rink-side reporter for the 2014-15 season. During the baseball off-season, she serves as an anchor/reporter on NESN's three daily sports news programs. Before NESN, Austin spent five years in Washington, D.C., where she served as host of Caps Red Line, a weekly behind-the-scenes look at the Washington Capitals airing on the NHL Network, and as a morning host/reporter at the FOX affiliate in Richmond, VA. The 2004 Miss Nebraska USA got her start in television as an on-air host and associate producer at the ABC affiliate in Denver, and at the CW station in Omaha, Nebraska.

Red Sox Radio Network

The Red Sox Radio Network carries every regular season game. The Red Sox and Entercom Communications announced a 10-year agreement for 2007-16 in May 2006, and in April 2016 announced a renewal through the 2023 season. A network of over 60 stations broadcasts Boston's games throughout the New England area. Joe Castiglione and former Pirates' broadcaster Tim Neverett will provide radio coverage for most games in 2017. Mike Mutnansky serves as the host of pre- and post-game Red Sox coverage.




JOE CASTIGLIONE is in his 35th season on Red Sox radio, the longest of any Red Sox radio broadcaster, and has the longest tenure of any Boston broadcaster. Prior to coming to Boston, Castiglione called television games for the Cleveland Indians in 1979 and 1982 and for the Milwaukee Brewers in 1981. The Hamden, CT native has also announced television games for the NBA's Cleveland Cavaliers and did college basketball on NESN for 6 years. During the offseason, Joe taught classes in broadcast journalism at Northeastern University for 29 years (1985-2013), at Franklin Pierce University for 15 years (1996-2010), and at Emerson College in 1996. Since 1990, he has also served as a Jimmy Fund staff member in fundraising. A graduate of both Colgate (undergraduate) and Syracuse Universities (graduate), Joe is the author of *Broadcast Rites and Sites-I Saw It on the Radio with the Boston Red Sox*, which was published in 2004, and *Can You Believe It, 30 Years Inside Red Sox Baseball*, published in 2012. Castiglione was inducted into the Red Sox Hall of Fame in 2014. He and his wife, Jan, have 3 children and 6 grandchildren. They reside in Marshfield, MA.



TIM NEVERETT, a New England native, is entering his second season as the radio play-by-play voice of the Boston Red Sox. Previously, Tim spent seven seasons as the radio and television play-by-play announcer for the Pittsburgh Pirates. Before joining the Pirates, Neverett spent four years working for FSN Rocky Mountain, including as a studio host for Colorado Rockies games during the 2008 season. He also served the network as a play-by-play announcer for Rockies games, college football, basketball, hockey, lacrosse, arena football, and track and field. In addition, Tim hosted talk shows for both the nationally syndicated Sporting News Radio Network and ESPN 560 in Denver, Colorado, where he was named the 2005 Best Radio Sports-Talk Host by Westword magazine. Prior to his time in Denver, Neverett lived in Las Vegas, calling games on radio and TV for the Padres' and Dodgers' Triple-A teams as well as Las Vegas' International Hockey League team and the UNLV baseball and football teams. Neverett, who began his broadcasting career in 1985 with Pittsburgh's Double-A affiliate Nashua, also called baseball, softball, basketball and soccer as well as hockey and skiing during four Olympic Games from 2002-2008. Tim lives in Boston with his wife, Jessica, and has three sons: Matthew (22), Kyle (21), and Drew (18). He is a graduate of Emerson College in Boston where he lettered in baseball for four seasons.

Red Sox Spanish Radio Network

2017 marks the 27th season of the Red Sox Spanish-language broadcast. Every game of the regular season will be broadcast on either WCEC 1490 AM or WCCM 1110 AM. Uri Berenguer will call the action for the 2017 season.



URI BERENGUER started working with the Red Sox Spanish-language broadcast team in 2002 at only 19 years old. A former Jimmy Fund patient at the Dana-Farber Cancer Institute, he became interested in a broadcasting career after a visit from Sox announcer Joe Castiglione. Berenguer attended Boston Latin Academy and Northeastern University and is the nephew of former major league pitcher Juan Berenguer.

2017 Radio Affiliates

MASSACHUSETTS

Boston	WEEI (Flagship)	93.7 FM/850 AM
Boston	WMVX (Flagship Spanish)	1570 AM
Beverly	WBOQ	104.9 FM
Cape Cod	WEII	96.3 FM
Fall River	WSAR	1480 AM
Fitchburg	WPKZ	1280 AM
Great Barrington	WSBS	860 AM
Milford	WMRC	1490 AM
New Bedford	WBSM	1420 AM
North Adams	WNAW	1230 AM
Pittsfield	WBEC	1420 AM
Springfield	WWEI	105.5 FM
Worcester	WCRN	830 AM
Worcester	WVEI	1440 AM

CONNECTICUT

Danbury	WLAD	800 AM
Greenwich	WGCH	1490 AM
Hartford	WTIC	1080 AM
Putnam	WINY	1350 AM
Willimantic	WILI	1400 AM

MAINE

Bangor	WZON	620 AM
Calais	WQDY	92.7 FM
Dover/Foxcroft	WDME	103.1 FM
Ellsworth	WDEA	1370 AM
Farmington	WK TJ	99.3 FM
Houlton	WHOU	100.1 FM
Machias	WALZ	95.3 FM
Millinocket	WSYY	1240 AM
Portland	WLOB	1310 AM
Portland	WJJB	96.3 FM
Portland/Saco	WPEI	95.9 FM
Presque Isle	WEGP	1390 AM
Rockland	WYBA	105.5 FM

NEW HAMPSHIRE

Berlin	WMOU	1230 AM
Concord/Hillsboro	WTPL	107.7 FM
Franklin	WFTN	1240 AM
Keene/Swanzey	WEEY	93.5 FM
Littleton	WL TN	1400 AM
Manchester	WGAM	1250 AM
Meredith	WZEI	101.5 FM
Nashua	WGHM	900 AM
New London	WCFR	1480 AM
New London	WNTK	99.7 FM
Newport	WCNL	1010 AM
Plymouth	WPNH	1300 AM
Walpole	WFX	96.3 FM

NEW MEXICO

Albuquerque	KDEF	1150 AM
-------------	------	---------

NEW YORK

Albany	WOFX	980 AM
Brockport	WASB	1590 AM
Canadaigua	WRSB	1310 AM
Hudson	WCKL	560 AM
St. Johnsville	WKAJ	1120 AM

RHODE ISLAND

Providence	WVEI	103.7 FM
------------	------	----------

VERMONT

Bennington	WBTN	1370 AM
Burlington	WCPV	101.3 FM
Morrisville	WLVB	93.9 FM
Newport	WIKI	1490 AM
Randolph	WCVR	1320 AM
Rutland	WSYB	1380 AM
St. Johnsbury	WSTJ	1340 AM
Waterbury	WDEV	96.1 FM/550 AM
Woodstock	WWOD	93.9 FM

WYOMING

Jackson	KSGT	93.3 FM/1340 AM
---------	------	-----------------

All-Time Broadcasters (Since 1926)

Name	Year(s)	Affiliate(s)
Andrews, Mike	1984	NESN TV
Arnold, Dale	2008-11	WEEI-AM (2008-2009), WRKO-AM (2008-2009)
Baez, Oscar	2002-2014	Spanish Beisbol Productions, LLC
Berenguer, Uri	2003-present	Spanish Beisbol Productions, LLC
Britt, Jim	1940-50	WAAB-AM (1940-42), WNAC-AM (1942, 1946), WHDH-AM (1947-50), TV-4 & TV-7 (1948-50)
Castiglione, Joe	1983-present	WRKO-AM (1983-94, 2007-14), WEEI-AM (1995-Present)
Coleman, Ken	1966-74	WHDH-AM (1966-71), TV-5 (1966-71), TV-4 (1972-74)
	1979-89	WITS-AM (1979-82), WRKO-AM (1983-89)
Crowley, Bill	1957-60	TV-5 and WHDH-AM
Delaney, Bob	1951-53	WHDH-AM, TV-4 & TV-7
Der Divanis, Kent	1984	NESN TV
Egan, Leo	1949-50	WHDH-AM (1949-50), TV-4 & TV-7 (1949)
Fornieles, Mike	1993	WROL-AM (Spanish)
Frisch, Frankie	1939	WAAB-AM
Geffner, Glenn	2007	WEEI-AM (2007), WRKO-AM (2007)
Gillis, Don	1957	TV-5 (Gowdy was out most of year with a bad back)
Gleeson, Art	1960-64	TV-5 and WHDH-AM
Gowdy, Curt	1951-65	WHDH-AM (1951-65), TV-4 & TV-7 (1951-56), TV-5 (1957-65)
Hadley, Bump	1948, 1950	TV-4 & TV-7
Harrelson, Ken	1975-81	WSBK-TV 38
Harrison, Gerry	1927	WNAC-AM
Hartrick, George	1943-45	WNAC-AM
Hoey, Fred	1927-38	WNAC-AM
Hussey, Tom	1939-54	WAAB-AM (1939-42), WNAC-AM (1942-46), WHDH-AM (1947-54), TV-4 & TV-7 (1948-54)
Kulik, Bill	2001-2014	Spanish Beisbol Productions, LLC
Kurtz, Bob	1993-00	NESN TV
Martin, Dave	1972-73	WHDH-AM (joined crew in June)
Martin, Ned	1961-92	TV-5 (1961-71), WHDH-AM (1961-75), WMEX-AM (1976-77), WITS-AM (1978), WSBK-TV 38 (1979-87), NESN TV (1988-92)
Martinez, Hector	1988-98	WRCA-AM (1988-90), WROL-AM (1991-98) (Spanish)
McDonough, Sean	1988-04	WSBK-TV 38 (1988-96), WABU-TV 68 (1997-98), WB-Ch. 56 (1999), FOX 25 (2000-02), UPN/WBZ (2003)
MacLean, John	1972	WHDH-AM (April to early May and left due to illness)
Miller, Jon	1980-82	WITS-AM
Montgomery, Bob	1982-95	WSBK-TV 38
Murphy, Bob	1954-59	WHDH-AM (1954-59), TV-4 & TV-7 (1954-56), TV-5 (1957-59)
Neverett, Tim	2016-present	WEEI-AM (2016-present)
O'Brien, Dave	2007-present	WRKO-AM (2007-14), WEEI-AM (2007-15), NESN TV (2016-present)
Orsillo, Don	2001-2015	NESN TV
Parnell, Mel	1965-68	TV-5 and WHDH-AM
Pesky, Johnny	1969-74	WHDH-AM (1969-71), TV-5 (1969-71), TV-4 (1973-74)
Petrocelli, Rico	1979	WITS-AM
Remy, Jerry	1988-present	NESN TV (1988-present), WSBK-TV 38 (1996), WABU-TV 68 (1997-98), WB-Ch. 56 (1999), FOX 25 (2000-02), UPN/WBZ (2003)
Rish, Jon	2006-13	WEEI-AM, WRKO-AM
Rooney, Gus	1926	WNAC-AM (Opening Day)
Serano, Bobby	1988-01	WRCA-AM (1988-90, 1999-01), WROL-AM (1991-98)
Starr, Bob	1990-92	WRKO-AM
Stockton, Dick	1975-78	WSBK-TV 38
Tiant, Luis	2002-03	Spanish Baseball Network
Trupiano, Jerry	1993-06	WRKO-AM (1983-94), WEEI-AM (1995-06)
Villaman, J.P.	1999-05	WRCA-AM, Spanish (1999-2005)
Woods, Jim	1974-78	WHDH-AM (1974-75), WMEX-AM (1976-77), WITS-AM (1978)

Bold=Active. Corrections have been made in the above listing thanks to information provided to us from John K. Moynahan, author of *50 Years At The Game, A Sports Traveler's Journey*, and other sources. We appreciate this input as we attempt to produce an accurate account of our broadcasters. We are aware that through the years there have been "guest" or temporary fill-in broadcasters for Red Sox games, however, they are too numerous to list here.

Spring Training



JetBlue Park, which sits within the Fenway South Spring Training and player development complex, features the same seating bowl geometry and playing field dimensions as Fenway Park in Boston. The ballpark, which opened in 2012, has a total capacity of roughly 11,000 (including standing room and reserved lawn seating), and takes many of its defining characteristics from "America's Most Beloved Ballpark."

One such characteristic is a near replica of the iconic Fenway Park Green Monster wall. The JetBlue Park wall features the similar dimensions and signature paint color of its counterpart up north, but is unique with its 2-level seating area both on top and inside the wall under cover. The wall also features a restored manual scoreboard that served Red Sox fans for almost 3 decades at Fenway Park in Boston starting in 1976.

JetBlue Park also features:

- **Close to 60,000 square feet of rolling canopy shading for the majority of seats, just about 1 ½ acres**
- **Approximately 9,900 fixed seats**
- **8 private suites**
- **378 Green Monster Wall seats on 2 separate levels**
- **A 50,000-square-foot Clubhouse**
- **A 2,400-square-foot Team Store**
- **A state-of-the-art 20'x24' HD video board**
- **5 permanent concession stands and numerous portable carts located throughout the concourse**

A street festival environment is recreated on Fenway South Drive. Much like Yawkey Way at Fenway Park, the street features specialty concession stands and entertainment, including face painting, magicians, stilt walkers, and other games for children.

While the interior of JetBlue Park pays homage to Fenway Park in Boston, the exterior of the ballpark takes cues from its natural Southwest Florida surroundings. The undulating shade canopy with its canted columns was inspired by the Cypress tree domes that surround the site. In addition to providing shade to the majority of the seating bowl, the canopy serves as one of the LEED certified ballpark's most striking architectural features. Locally manufactured masonry blocks used on parts of the exterior wall feature crushed Florida sea shells from Sanibel beaches. The light colors of the exterior enhance and contrast the deep shadows cast by the bright Florida sun.

Spring Training, Continued



JetBlue Park at Fenway South
11500 Fenway South Drive
Fort Myers, FL 33913
Phone: (239) 334-4799

Directions

- From the North: Take I-75 South to Exit 131 (Daniels Parkway). Make a left off the exit and go east for approximately 2 miles. Fenway South will be on your left.
- From the South: Take I-75 North to Exit 131 (Daniels Parkway). Make a right off exit and go east for approximately 2 miles. Fenway South will be on your left.



2017 EXHIBITION SCHEDULE

February 23	NORTHEASTERN	1:05 p.m.
February 24	NEW YORK METS	1:05 p.m./Radio
February 25	MINNESOTA	1:05 p.m./TV/Radio#
February 26	at Tampa Bay	1:05 p.m./TV/Radio
February 27	ST. LOUIS	1:05 p.m./Radio
February 28	NEW YORK YANKEES (SS)	1:05 p.m./Radio
March 1	at Baltimore	1:05 p.m./Radio
March 2	TAMPA BAY	1:05 p.m./Radio
March 3	at Atlanta	1:05 p.m./Radio
March 4	at Pittsburgh	1:05 p.m./TV/Radio
March 5	ATLANTA	1:05 p.m./TV/Radio
March 6	at Houston	1:05 p.m./Radio
March 7	at Washington	1:05 p.m./Radio
March 8	at New York Mets	1:10 p.m./MLBN/Radio
March 9	WBC EXHIBITION, TEAM USA	1:05 p.m./Radio
March 10	BALTIMORE	6:05 p.m./TV/Radio
March 11	TAMPA BAY (SS)	1:05 p.m./TV# /Radio
	at Minnesota (SS)	1:05 p.m.
March 12	at Philadelphia	1:07 p.m./TV/Radio
March 13	at Toronto	1:07 p.m./Radio
March 14	TORONTO	1:05 p.m./Radio
March 15	at Tampa Bay	1:05 p.m./Radio
March 16	PITTSBURGH	6:05 p.m./TV/Radio
March 17	HOUSTON (SS)	1:05 p.m./Radio
March 18	at Minnesota	1:05 p.m./TV/Radio
March 19	MINNESOTA	1:05 p.m./TV/Radio#
March 20	BALTIMORE	1:05 p.m./Radio
March 21	at New York Yankees	6:35 p.m./TV/Radio
March 23	PITTSBURGH	1:05 p.m./Radio
March 24	at Toronto	1:07 p.m./MLBN
March 25	PHILADELPHIA (SS)	1:05 p.m./TV/Radio#
	at Tampa Bay (SS)	1:05 p.m.
March 26	at Minnesota	1:05 p.m./TV/Radio
March 27	at Baltimore	1:05 p.m./ESPN/Radio
March 28	at Pittsburgh	6:05 p.m./TV# /Radio
March 29	MINNESOTA	1:05 p.m./Radio
March 30	WASHINGTON	1:05 p.m./Radio
March 31	at WSH (Nationals Park)	3:05 p.m./TV# /Radio
April 1	at WSH (Naval Academy)	2:05 p.m./Radio

(SS) - Split Squad; All Times Local

Home Games at JetBlue Park at Fenway South in Lee County, Florida

TV - Telecast on NESN, TV# - Telecast on NESNplus

ESPN - Telecast on ESPN, MLBN - Telecast on MLB Network

Radio - Aired on WEEI 850 AM, Radio# - Aired on WEEI 93.7 FM

RECENT SPRING TRAINING RECORDS

1973: 3-14	1988: 17-15	2003: 15-14-1
1974: 18-8	1989: 12-19-1	2004: 17-12-1
1975: 1-20	1990: 9-8-1	2005: 13-15-1
1976: 9-5-1	1991: 22-11	2006: 9-20-1
1977: 17-10	1992: 16-13-2	2007: 15-12-4
1978: 15-11	1993: 11-20	2008: 7-11-2
1979: 15-11	1994: 15-13-2	2009: 19-13
1980: 11-9	1995: 5-7	2010: 17-14-1
1981: 15-14	1996: 12-17	2011: 14-19-2
1982: 11-16	1997: 11-19-1	2012: 16-11-4
1983: 9-16	1998: 20-8	2013: 17-17-1
1984: 15-11	1999: 18-10-2	2014: 11-17-2
1985: 12-16-1	2000: 11-19	2015: 17-12
1986: 12-16	2001: 14-16	2016: 14-18
1987: 16-13-1	2002: 15-15-2	

SPRING TRAINING ATTENDANCE HIGHS

Annual Home Record:

164,846 — 17 dates — 2013

Home Average Record:

9,960 — 15 dates — 2016

Single-Game

Paid Attendance Record:

10,156 vs. Tampa Bay Rays,
March 10, 2015

PACKING 'EM IN

The Red Sox sold out all 15 of their Grapefruit League games at JetBlue Park in 2016 with a total paid attendance of 149,397. With an average home attendance of 9,960, the Sox surpassed their previous record of 9,924, established in 2015.

The Red Sox have sold out 88 consecutive home Grapefruit League games dating back to their time at City of Palms Park, and 196 of their last 197 home Grapefruit League games overall.

SPRING TRAINING SITES

1901	Charlottesville, VA
1902	Augusta, GA
1903-06	Macon, GA
1907-08	Little Rock, AR
1909-10	Hot Springs, AR
1911	Redondo Beach, CA
1912-18	Hot Springs, AR
1919	Tampa, FL
1920-23	Hot Springs, AR
1924	San Antonio, TX
1925-27	New Orleans, LA
1928-29	Bradenton, FL
1930-31	Pensacola, FL
1932	Savannah, GA
1933-42	Sarasota, FL
1943*	Medford, MA
1944*	Baltimore, MD
1945*	Pleasantville, NJ
1946-58	Sarasota, FL
1959-65	Scottsdale, AZ
1966-92	Winter Haven, FL
1993-2011	Fort Myers, FL
2012-present	Lee County, FL

*World War II

MAJOR LEAGUE BASEBALL ★ IMPORTANT DATES

THESE DATES WILL BE USED UNLESS OTHERWISE NOTIFIED



2017

JANUARY

- 13 Salary arbitration exchange date
- 30 Through Feb. 17- Salary Arbitration Hearings

FEBRUARY

- 14 The mandatory date on which pitchers and catchers who are on a Federation Team's roster for the 2017 World Baseball Classic must report to Spring Training; and
The voluntary date on which all other pitchers, catchers and injured players on a Major League roster may be invited to attend Spring Training workouts
First date Players may be placed on the 60-Day Disabled List
- 15 All Outright Waivers in effect expire at 5:00pm ET
- 16 New waiver period begins
- 17 The mandatory date on which all remaining position players on a Federation Team's roster for the 2017 World Baseball Classic must report to Spring Training; and
The voluntary date on which all remaining position players on a Major League roster may be invited to attend Spring Training workouts
- 18 First date weekend waivers will be processed; continues through end of season (except April 1 & 2)
- 22 The mandatory date by which players who are not participating in the 2017 World Baseball Classic must report to Spring Training
- 24 Anticipated start of Spring Training games among Major League Clubs

MARCH

- 2 First date to renew Major League contracts
- 8 First date Clubs may ask waivers on selected Rule 5 or draft-excluded players
- 11 Last date to renew Major League contracts
- 13 First date Clubs may assign selected Rule 5 or draft-excluded players
- 15 Last date to request UR Waivers and owe 30 days' termination pay (before 2:00pm ET)
- 16 UR Waivers requested today (until 2:00pm ET on March 29) Club will owe player 45 days' termination pay
- 17 Last date to assign an injured player to a Minor League Club, if permissible
- 23 Last date a XX(B) player signed to a Minor League contract qualifies for a Retention Bonus
- 28 Last date to select or release a XX(B) "Retention Bonus" player before a bonus obligation
- 29 Last date to request UR Waivers and owe 45 days' termination pay (before 2:00pm ET)
- 30 The earliest date that a Club may backdate a placement on the 10-day Disabled List

APRIL

- 1 - 2 No waivers processed this weekend
- 2 Official opening of 2017 season - rosters reduced to 25
First date that assignable draft selections may be traded (through 5:00pm ET on June 12)
- 9 First date 10-day Disabled List players may be reinstated, if permissible
- 12 First date optioned players may be recalled, if permissible

MAY

- 1 Waivers secured on or after February 16th expire at 5:00pm ET
- 2 New waiver period begins
- 15 International player registration deadline
Earliest date Clubs may re-sign Major League players they released after August 31, 2016

JUNE

- 1 XX(B) "Retention Bonus" player may require release if not added to 25-man roster
- 5 Start of Closed Period - First-Year Player Draft
- 12 - 14 2017 First-Year Player Draft
- 15 End of 2016 - 2017 international signing period
- 16 First date Clubs may trade a XX(B) player without his consent
- 21 Release of the 2017 - 2018 signing period registration list

JULY

- 2 Beginning of 2017 - 2018 international signing period
- 7 Signing deadline for Rule 4 drafted players - 5:00pm ET
- 11 All-Star Game at Marlins Park, Miami, FL
- 20 Forfeited Pick Lottery, if necessary
- 31 Trade deadline - 4:00pm ET
Waivers secured on or after May 2, 2017 expire at 5:00pm ET

AUGUST

- 1 New waiver period begins - Trade Waivers now required
- 15 Last date to select player to avoid draft-excluded status
- 29 Unconditional Release Waivers must be requested by 2:00pm ET to avoid May 15, 2018 signing restriction
- 31 Post-season eligibility lists are established by 11:59pm ET
Secured Outright Waivers expire by 11:59pm ET

SEPTEMBER

- 1 Active Major League player limit increased from 25 to 40
New Outright Waiver period - secured waivers are good for seven days
- 24 Last day to trade any player until end of championship season

OCTOBER

- 1 Last scheduled day of the 2017 championship season
Last date that assignable draft selections may be traded (until start of 2018 season)
Last weekend date waivers will be processed until next Spring Training
- 2 All players on optional assignment must be recalled
All players on the 7-day and the 10-day Disabled Lists must be reinstated
First date players may be traded between Major League Clubs without waivers
Injured players now may be assigned to Minor Leagues until November 20, 2017, if permissible
(unless play-in game necessary)
- 2 - 15 Article XX(D) Free Agency period
DATES BASED ON END OF WORLD SERIES
1st Day After Eligible XX(B) players become free agents at 9:00am ET
4th Day After Last date to request waivers on draft-excluded players until next spring
5th Day After Last date to reinstate players from the 60-day Disabled List
Last date to outright potential Minor League free agent without Major League contract, if permissible
Last date for former Club to tender qualifying offer to XX(B) players
XX(B) free agents may sign with any Club at 5:00pm ET
Minor League players become free agents at 5:00pm ET, if applicable
15th Day After Last date for XX(B) player to accept qualifying offer from former Club

NOVEMBER

- 10 Outright Waivers secured on or after September 1 expire at 5:00pm ET
- 11 New waiver period begins
- 16 Last date to ask Outright Waivers on an injured player, if permissible
- 20 Last date to outright an injured player to the Minor Leagues, per Article XIX(C)
Reserve lists for all Major and Minor League levels filed, by 8:00pm ET

DECEMBER

- 1 Tender deadline
- 7 Last date to request Outright Waivers to assign player prior to Rule 5 Draft
- 11 Last date to outright a player prior to the Rule 5 Draft
- 14 Major League Rule 5 Draft - Winter Meetings, Orlando, FL



THIS BUD'S FOR YOU.



OFFICIAL BEER

ENJOY RESPONSIBLY

© 2017 Anheuser-Busch, Budweiser® Beer, St. Louis, MO

Major League Baseball trademarks and copyrights are used with permission of Major League Baseball Properties, Inc. Visit MLB.com





JULY

SUN	MON	TUE	WED	THU	FRI	SAT
						TOR 1:07
TOR 1:07	TEX 8:05	TEX 8:05	TEX 8:05	TB 7:10	TB 7:10	TB 7:10
TB 1:10	★ ALL-STAR BREAK ★				NYN 7:10	NYN 4:05
MIA						
NYN 8:05	TOR 7:10	TOR 7:10	TOR 7:10	TOR 1:35	LAA 10:07	LAA 9:07
LAA 1:37	SEA 10:10	SEA 10:10	SEA 10:10		KC 7:10	KC 7:10
KC 7:10	CLE 7:05					

AUGUST

SUN	MON	TUE	WED	THU	FRI	SAT
		¹ CLE 7:10	² CLE 7:10	³ CWS 7:10	⁴ CWS 7:10	⁵ CWS 7:10
⁶ CWS 1:35	⁷	⁸ TB 7:10	⁹ TB 7:10	¹⁰	¹¹ NYY 7:05	¹² NYY 4:05
¹³ NYY 1:05	¹⁴	¹⁵ STL 7:10	¹⁶ STL 7:10	¹⁷	¹⁸ NYY 7:10	¹⁹ NYY 7:10
²⁰ NYY 1:05	²¹ CLE 7:10	²² CLE 7:10	²³ CLE 7:10	²⁴ CLE 7:10	²⁵ BAL 7:10	²⁶ BAL 4:05
²⁷ BAL 1:35	²⁸ TOR 7:07	²⁹ TOR 7:07	³⁰ TOR 7:07	³¹ NYY 7:05		

SEPTEMBER/OCTOBER

SUN	MON	TUE	WED	THU	FRI	SAT
					¹ NYY 7:05	² NYY 1:05
³ NYY 1:05	⁴ TOR 7:10	⁵ TOR 7:10	⁶ TOR 7:10	⁷	⁸ TB 7:10	⁹ TB 7:10
¹⁰ TB 1:35	¹¹	¹² OAK 7:10	¹³ OAK 7:10	¹⁴ OAK 1:35	¹⁵ TB 7:10	¹⁶ TB 6:10
¹⁷ TB 1:10	¹⁸ BAL 7:05	¹⁹ BAL 7:05	²⁰ BAL 7:05	²¹	²² CIN 7:10	²³ CIN 4:10
²⁴ CIN 1:05	²⁵ TOR 7:10	²⁶ TOR 7:10	²⁷ TOR 7:10	²⁸ HOU 7:10	²⁹ HOU 7:10	³⁰ HOU TB

ALL GAME TIMES ARE SUBJECT TO CHANGE

ALL REGULAR SEASON GAMES ARE TELEVISED ON NESN UNLESS NOTED
AND BROADCAST IN ENGLISH ON WEEI 93.7 FM AND IN SPANISH ON WCEC 1110 AM.

